



**The following report was prepared and produced by the
National Center for Infectious Diseases (NCID)
of the Centers for Disease Control and Prevention (CDC),
in collaboration with many disease prevention partners.**



Addressing Emerging Infectious Disease Threats

A Prevention Strategy for the United States



U.S. DEPARTMENT OF HEALTH & HUMAN SERVICES
Public Health Service
Centers for Disease Control and Prevention
Atlanta, Georgia

CDC
CENTERS FOR DISEASE CONTROL
AND PREVENTION

Centers for Disease Control and Prevention

David Satcher, M.D., Ph.D., Director
Walter R. Dowdle, Ph.D., Deputy Director

This report was prepared and produced by the
National Center for Infectious Diseases (NCID)

James M. Hughes, M.D., Director
Ruth L. Berkelman, M.D., Deputy Director

Emerging Infections Working Group

Ralph T. Bryan, M.D., Division of Parasitic Diseases,
and Coordinator, Emerging Infections Project
Robert W. Pinner, M.D., Division of Bacterial and Mycotic Diseases
Robert P. Gaynes, M.D., Hospital Infections Program
C. J. Peters, M.D., Division of Viral and Rickettsial Diseases
Meredith A. Hickson, M.P.H., Division of HIV/AIDS
Judith R. Aguilar, Division of Viral and Rickettsial Diseases

Office of Program Resources

Meredith A. Hickson, M.P.H., Director

Publications Activity

Polyxeni Potter, M.A., Chief
Beverly Holland
Sharon Hoskins

Information Resources Management Activity
Cover Design

Cheryl G. Shapiro, Chief
Patricia A. Tyson
Kevin E. Jefferson

in consultation with

Epidemiology Program Office

Barbara R. Holloway, M.P.H., Acting Director

International Health Program Office

Joe H. Davis, M.D., M.P.H., Director

National Center for Chronic Disease Prevention and Health Promotion

Virginia S. Bales, M.P.H., Acting Director

National Center for Environmental Health

Stephen B. Thacker, M.D., M.Sc., Acting Director

National Center for Health Statistics

Manning Feinleib, M.D., Dr.P.H., Director

National Center for Injury Prevention and Control

Mark L. Rosenberg, M.D., M.P.P., Director

National Center for Prevention Services

Alan R. Hinman, M.D., M.P.H., Director

National Immunization Program

Walter A. Orenstein, M.D., Director

National Institute for Occupational Safety and Health

Richard A. Lemen, Ph.D., Acting Director

Public Health Practice Program Office

Edward L. Baker, M.D., M.P.H., Director

Cover

Electron micrograph of newly identified strain of hantavirus that has caused the 1993 outbreak of serious respiratory illness in the Southwest. Cases of this often fatal infection have now been reported from over a dozen states.

Addressing Emerging Infectious Disease Threats

A Prevention Strategy for the United States

1994



Table of Contents

Preface	v
Executive Summary	1
Background	7
The CDC Prevention Strategy	15
The Critical Role of Partnerships	35
Implementation	36
Acknowledgments	37
References	38
Summary of Figures, Tables, and Boxes	41
Index	42

Preface

The spectrum of infectious disease is changing rapidly in conjunction with dramatic changes in our society and environment. Worldwide, there is explosive population growth with expanding poverty and urban migration; international travel is increasing; and technology is rapidly changing—all of which affect our risk of exposure to the infectious agents with which we share our environment. Despite historical predictions to the contrary, we remain vulnerable to a wide array of new and resurgent infectious diseases.

The President's Health Security Act of 1993 addresses the need for universal health care coverage as well as the need to enhance community-based public health strategies. As our nation proceeds with health care reform, we must identify those public health priorities that need to be addressed at the community level as well as those that can be addressed by individual patient care providers. Preventing infectious diseases must be a high priority in a reformed health care system and requires close cooperation between clinicians and public health professionals.

Our vulnerability to emerging infections was dramatically demonstrated in 1993. A once obscure intestinal parasite, *Cryptosporidium*, caused the largest waterborne disease outbreak ever recognized in this country; an emerging bacterial pathogen, *Escherichia coli* O157:H7, caused a multi-state foodborne outbreak of severe bloody diarrhea and kidney failure; and a previously unknown hantavirus, producing an often fatal lung infection, was linked to exposure to infected rodents.

In recent years, our antimicrobial drugs have become less effective against many infectious agents, and experts in infectious diseases are concerned about the possibility of a "post-antibiotic era." At the same time, our ability to detect, contain, and prevent emerging infectious diseases is in jeopardy.

Since 1987, the National Academy of Science's Institute of Medicine has published three reports, each of which documents, from different perspectives, the urgent need to improve our ability to iden-

tify infectious disease threats and respond to them effectively. To meet this urgent need, we must improve the public health infrastructure at the local, state, and federal levels and recognize that the health of the American people is inextricably linked to the health of people in other nations; infectious diseases can and do spread rapidly around the globe; and global surveillance for emerging infections is vital to public health.

In partnership with local and state public health officials, other federal agencies, medical and public health professional associations, infectious disease experts from academia and clinical practice, and international and public service organizations, the Centers for Disease Control and Prevention (CDC) has developed a plan that addresses the priorities set forth in the three Institute of Medicine reports and *Healthy People 2000* and serves as a guide for CDC to work in collaboration with its partners in safeguarding this nation from the threat of emerging infectious diseases.

Development of this plan began in December 1992 at a meeting of the Board of Scientific Counselors of CDC's National Center for Infectious Diseases. Guidance was subsequently obtained at a meeting of infectious disease and public health experts in Atlanta in March 1993 and at a meeting of state and territorial public health epidemiologists, laboratory directors, and veterinarians in Minneapolis in June 1993. Drafts of this plan have also been reviewed by leaders of numerous medical, scientific, and public health organizations. The assistance obtained throughout this process has been invaluable in ensuring that the plan reflects the public health concerns of a large number of medical and public health experts.

Plan implementation will require long-term collaborations and partnerships with clinicians, microbiologists, public agencies, universities, private industry, and communities. As the Nation's Prevention Agency, CDC looks forward to working with its many partners to address the challenges of emerging infectious disease threats.

David Satcher, M.D., Ph.D.
Director
Centers for Disease Control and Prevention

Executive Summary

"Ingenuity, knowledge, and organization alter but cannot cancel humanity's vulnerability to invasion by parasitic forms of life. Infectious disease which antedated the emergence of humankind will last as long as humanity itself, and will surely remain, as it has been hitherto, one of the fundamental parameters and determinants of human history."

— William H. McNeill in *Plagues and Peoples*, 1976

Once expected to be eliminated as a public health problem, infectious diseases remain the leading cause of death worldwide. Dramatic changes in society, technology, and the environment together with the diminished effectiveness of certain approaches to disease control have propelled this nation and the rest of the world into a new era; the spectrum of infectious diseases is expanding and many infectious diseases once thought conquered are increasing.

To effectively address emerging infectious diseases, the Centers for Disease Control and Prevention (CDC) has developed a strategic plan emphasizing surveillance, applied research, and prevention activities critical to maintaining a strong defense against infectious diseases that affect, or threaten to affect, the public's health. The goals of this plan are as follows:

- **Goal I Surveillance:** Detect, promptly investigate, and monitor emerging pathogens, the diseases they cause, and the factors influencing their emergence.
- **Goal II Applied Research:** Integrate laboratory science and epidemiology to optimize public health practice.
- **Goal III Prevention and Control:** Enhance communication of public health information about emerging diseases and ensure prompt implementation of prevention strategies.
- **Goal IV Infrastructure:** Strengthen local, state, and federal public health infrastructures to support surveillance and implement prevention and control programs.

Both individual health care coverage and core public health functions are needed to maintain health at the community level. Implementation of this plan will be a critical step toward ensuring health security for all Americans.

The Concept of Emergence

Emerging infectious diseases are diseases of infectious origin whose incidence in humans has increased within the past two decades or threatens to increase in the near future.¹

Many factors, or combinations of factors, can contribute to disease emergence. Newly emergent infectious diseases may result from changes or evolution of existing organisms; known diseases may spread to new geographic areas or new human populations; or previously unrecognized infections may appear in persons living or working in areas undergoing ecologic changes, such as deforestation or reforestation, that increase their exposure to insects, animals, or environmental sources that may harbor new or unusual infectious agents.²⁻⁵

Reemergence of infectious diseases may occur because of the development of antimicrobial resistance in existing agents (e.g., gonorrhea, malaria, pneumococcal disease) or breakdowns in public health measures for previously controlled infections (e.g., cholera, tuberculosis [TB], pertussis).

The Threat of Emerging Infections

In the United States and elsewhere, infectious diseases increasingly threaten public health and contribute significantly to the escalating costs of health care. As society, technology, and the environment change, pathogens evolve or spread, and the spectrum of infectious diseases expands.

Emerging infections, such as acquired immunodeficiency syndrome (AIDS) and TB, vividly illustrate that no nation can be complacent regarding human vulnerability to the microorganisms with which we share our environment. Since the early 1970s, the U.S. public health system has been challenged by many newly identified pathogens and syndromes, such as Lyme disease, Legionnaires' disease, toxic shock syndrome, human immunodeficiency virus/AIDS, hepatitis C virus, cryptosporidiosis, and, most recently, hantavirus.

In addition, the incidence of many diseases widely presumed to be under control—such as cholera, dengue, yellow fever (YF), and TB—has increased in many areas or spread to new regions or populations throughout the world. As a consequence of widespread use and misuse of antimicrobial drugs, this country also faces the emergence of drug-resistant pathogens. Even drugs used in the treatment of common bacterial infections are becoming increasingly ineffective, resulting in prolonged illnesses, higher mortality rates, and higher health care costs.

Emerging infections are particularly serious in persons with lowered immunity, such as those infected with HIV and those receiving medications for cancer or organ transplantation, whose numbers are increasing. Others who may be disproportionately affected by emerging infections include the elderly; persons living in institutional settings, such as hospitals and nursing homes; and those with inadequate access to health care, such as the homeless, migrant farm workers, and others of low socioeconomic status.

The number of children attending child care facilities has increased dramatically in the past decade as mothers of young children have increasingly entered the work force. These children, now numbering over 11 million, are at a markedly increased risk for enteric infections, such as hepatitis A, giardiasis, and cryptosporidiosis; respiratory illnesses; and middle ear

infections. Additionally, many of these illnesses are carried home and transmitted to other members of a household.

Emerging infections transmitted by contaminated foods and public water supplies place entire communities at risk. Early in 1993, hamburgers contaminated with the bacterial pathogen *Escherichia coli* O157:H7 and served at a fast-food restaurant chain caused a multi-state outbreak of hemorrhagic colitis (bloody diarrhea) and serious kidney disease, resulting in the deaths of at least four children. In the spring of 1993, contamination of a municipal water supply with the intestinal parasite *Cryptosporidium* caused the largest recognized outbreak of waterborne illness in the history of the United States; an estimated 403,000 persons in Milwaukee, Wisconsin, had prolonged diarrhea, and approximately 4,400 persons required hospitalization.

Lack of surveillance and limited availability of appropriate diagnostic tests interfere with public health efforts to prevent and control outbreaks. Both *E. coli* O157:H7 and *Cryptosporidium* were first recognized as significant human pathogens in the early 1980s, but neither has received adequate public health attention.

Exposure to certain animals is also placing Americans at risk for emerging infectious diseases. Hantavirus pulmonary syndrome (HPS), first detected in the southwestern United States in 1993, has been linked to exposure to infected rodents in over a dozen states. More than 50 cases have been detected and more than half of those infected have died.

Once considered “exotic,” tropical infectious diseases are having an increasing effect on the American public. Although the true impact is unknown, several recent examples include severe illness and at least one death due to cholera among international airline passengers arriving in California; malaria in residents of southern California and immigrants in North Carolina; fever and heart failure in New York and Canada among patients who received blood transfusions contaminated with the bloodborne parasite that causes Chagas disease in Latin America; and a newly described form of the parasitic blood and bone marrow infection, leishmaniasis, in troops returning from the Persian Gulf conflict.

From a historical perspective, cholera, smallpox, and plague are examples of infectious diseases that spread globally with devastating impact, often occurring during periods of rapid economic change or population growth.⁵ In modern times, travel and commerce have fostered the worldwide spread of HIV/AIDS and influenza as well as the reemergence of cholera as a global health threat. As Nobel Laureate Dr. Joshua Lederberg has stated, “The microbe that felled one child in a distant continent yesterday can reach yours today and seed a global pandemic tomorrow.” Clearly, emerging infections can affect people everywhere, regardless of lifestyle, cultural or ethnic background, or socioeconomic status.

Examples of Emerging Infectious Diseases, United States, 1993

- *E. coli* O157:H7 disease
- Cryptosporidiosis
- Coccidioidomycosis
- Multidrug-resistant pneumococcal disease
- Vancomycin-resistant enterococcal infections
- Influenza A/Beijing/32/92
- Hantavirus infections

Examples of Emerging Infectious Diseases, Outside the United States, 1993

- Cholera in Latin America
- Yellow Fever in Kenya
- *Vibrio cholerae* O139 in Asia
- *E. coli* O157:H7 in South Africa and Swaziland
- Rift Valley Fever in Egypt
- Multidrug-resistant *Shigella dysenteriae* in Burundi
- Dengue in Costa Rica
- Diphtheria in Russia

The public health infrastructure of this country is poorly prepared for the emerging disease problems of a rapidly changing world. Current systems that monitor infectious diseases domestically and internationally are inadequate to confront the present and future challenges of emerging infections. Many foodborne and waterborne disease outbreaks go unrecognized or are detected late; the magnitude of the problem of antimicrobial drug resistance is unknown; and global surveillance is fragmentary.

Surveillance of infectious diseases in the United States is heavily dependent upon voluntary collaboration between CDC and state and local health departments, which in turn depend on physician-initiated reporting of a limited number of specific, recognized infectious diseases. Reporting is generally incomplete.

Results from a recent survey by the Council of State and Territorial Epidemiologists illustrate the inadequacy of existing infectious disease surveillance by documenting the limited number of professional positions dedicated to infectious disease surveillance in most states. For example, in 12 of the 50 states surveyed, no professional position is dedicated to surveillance of foodborne and waterborne diseases. Funding for communicable disease surveillance is largely confined to diseases for which public health crises have already developed; over 95% of funds allocated to states for infectious disease surveillance are targeted to four disease categories (TB, HIV/AIDS, sexually transmitted diseases, and selected vaccine-preventable diseases).⁶ No federal resources are provided to state and local health departments to support the national notifiable disease system. Likewise, the ability of state public health laboratories to support the surveillance, diagnosis, and control of infectious diseases has diminished.

Timely recognition of emerging infections requires early warning systems to detect these diseases, so that they can be quickly investigated and controlled before they become major public health crises. Prompt detection of these new threats requires careful monitoring by effective surveillance systems, a thorough understanding of trends in incidence and distribution of known infectious agents, and good communication among clinicians, medical laboratories, and public health systems.

The ability to detect what is new or reemerging depends on the capacity to identify and track the routine as well as the unusual. Like radar or "early warning" systems that detect threats to national security, surveillance with appropriate laboratory support is critical to an effective defense against these diseases. They

are the most important tools for determining which infectious diseases are emerging, causing serious public health problems, or receding.

Effective surveillance also provides a basis for evaluating the outcome of both public health and personal medical care programs. Surveillance information can ensure the use of the most efficacious and cost-effective approaches to preventive, as well as curative, health care. Whatever shape health care reform takes in this country, surveillance will be key to the meaningful evaluation of new programs.

In addition to comprehensive and innovative surveillance systems, effective preparation for emerging infectious diseases requires sound foundations in professional expertise, laboratory support, and research capability. These foundations support the infrastructure needed to address the ongoing, but often changing, threats from emerging infections. Despite the continued emergence of such threats, support for applied research and control efforts has declined over the past decade for most infectious diseases.

As highlighted in three recent reports by expert committees convened by the National Academy of Science's Institute of Medicine (IOM), the ability of the U.S. public health system and our health professionals to deal with emerging infectious disease problems is in jeopardy.^{1,7,8} The earliest of these reports, "The U.S. Capacity to Address Tropical Infectious Disease Problems,"⁷ published in 1987, documented our poor state of readiness to recognize, treat, or control infectious disease threats emanating from the tropics—regions which have yielded such microbial threats as Lassa fever and Ebola viruses, chloroquine-resistant malaria, and penicillin-resistant gonorrhea. The second IOM report, "The Future of Public Health," published in 1988, concluded that the U.S. public health system is in disarray. It emphasized that U.S. approach to public health has too often been crisis driven, an approach that is costly because it blocks our ability to institute cost-saving preventive strategies.⁸

The third IOM report, "Emerging Infections, Microbial Threats to Health in the United States," published in 1992, emphasized the ongoing threat to domestic and global health from emerging infectious diseases.¹ The report provided specific recommendations for CDC, the National Institutes of Health, the Food and Drug Administration, the Department of Defense, and other state and federal agencies for addressing microbial threats to health in the United States and elsewhere. This report emphasized a critical leadership role for CDC in a national and global effort to detect and control emerging infectious disease threats.

The CDC Prevention Strategy

To effectively detect and prevent emerging infections, significant improvements are needed in public health systems, program design, and infrastructure. Toward this end and the achievement of the objectives of *Healthy People 2000*, CDC has developed a strategy to address these microbial threats. Because meeting the broad challenge of emerging infections requires interaction, cooperation, and coordination among a wide range of public and private organizations, the development of this strategy has taken place in partnership with state and local health departments, other federal agencies, academic institutions, international organizations, health care providers, medical laboratory personnel, and others.

CDC's plan, "A Prevention Strategy for the United States," contains four critical goals that address, in a broader context, specific IOM recommendations for revitalizing our nation's ability to identify, contain, and most importantly, prevent illness from emerging infectious diseases (Table, page 6).

- **Goal I (Surveillance)** emphasizes the improvement and expansion of infectious disease surveillance in the United States and internationally. Included under this goal are plans for strengthening local and state public health programs for infectious disease surveillance, establishing provider-based Sentinel Surveillance Networks, and creating population-based Emerging Infections Epidemiology and Prevention Centers at various sites across the United States. Also included are plans for a global consortium of closely linked epidemiology/biomedical research centers to promote the detection, monitoring, and investigation of emerging infections. Other objectives emphasize improved detection and monitoring of trends of antimicrobial resistance in institutional as well as community settings; expansion of field investigations and epidemic response capabilities; detection and prevention of foodborne and waterborne infections; and improved knowledge of the distribution of animal reservoirs and vectors associated with human infectious diseases.
- **Goal II (Applied Research)** focuses on applied research and the integration of laboratory science and epidemiology with public health practice. Emphasis is placed on determining how behavioral factors influence the emergence or prevention of new infections; better characterizing the public health and economic impact of both well-established and emerging infections; and evaluating the effectiveness and economic benefit of strategies to prevent emerging infectious diseases. An additional focus is the development and application of improved laboratory techniques for identifying new pathogens and the expanded use of molecular epidemiology in

investigating emerging diseases. Priorities also include improving rapid response capability and contingency plans for the emergence of new strains of known pathogens, and conducting vaccine efficacy studies to support the President's Childhood Immunization Initiative. An additional priority is the reestablishment of CDC extramural programs to promote effective partnerships with public agencies, universities, and private industry and to support research in surveillance, epidemiology, and prevention of emerging infections.

- **Goal III (Prevention and Control)** addresses enhanced communication of public health information and the implementation of prevention strategies for emerging infections. Highlighted under this goal are plans for expanded dissemination of CDC's *Morbidity and Mortality Weekly Report*, as well as other important public health information sources. Another priority is the creation of an accessible and comprehensive U.S. infectious disease database that increases awareness of infectious diseases and promotes public health action. The database will contain information on such topics as antimicrobial resistance, foodborne and waterborne disease outbreaks, travelers' health, antimicrobial drug availability, vaccine preventable diseases, and vaccine guidelines. Other activities address the development and implementation of guidelines for preventing emerging infectious diseases and the provision of prevention information.
- **Goal IV (Infrastructure)** deals with issues relating to local, state, and federal infrastructures, particularly personnel and physical resources. Points of emphasis include maintaining expertise in rare or unusual infectious diseases, and establishing training programs that emphasize the diagnosis of infectious diseases. A public health laboratory fellowship in infectious diseases is proposed. Also emphasized is the need for state-of-the-art physical resources—laboratory space, training facilities, and equipment. Laboratory capabilities must be maintained in a manner that optimizes flexibility and "surge capacity," so that unanticipated public health threats can be adequately, efficiently, and safely addressed. Also proposed are plans for expanding facilities for maintaining specimen banks of etiologic agents and clinical specimens.

This plan reflects CDC's commitment to meet the challenge of important emerging public health problems. The need to proceed rapidly is made more urgent by a number of diseases that pose an immediate danger: methicillin-resistant *Staphylococcus aureus*, a common cause of hospital infections, may be developing resistance to vancomycin; penicillin resistance is spreading in *Streptococcus pneumoniae*; cholera will

likely be introduced into the Caribbean islands from the current pandemic in Latin America, and the new strain, *Vibrio cholerae* O139, is spreading throughout southern Asia; changing food industry practices, dietary choices of the American people, and globalization of food supplies will bring new challenges to providing a diet safe from pathogens such as *Salmonella* sp. and *E. coli* O157:H7; and ongoing investigations of HPS document that the geographic distribution of this infection is much broader than the desert Southwest. These infectious disease problems demonstrate the urgency for expeditiously implementing this plan.

The goals and activities in this plan are consistent with the goals set forth in recently proposed plans for health care reform. Examples of issues in infectious disease emergence that are particularly relevant to these plans include prolonged hospitalizations caused by hospital-acquired infections; increased morbidity and treatment costs resulting from antimicrobial resistance; and excessive burdens placed on public and private health care facilities due to community-wide outbreaks of foodborne and waterborne infections.

Some of the activities listed in this document are already in the planning stages and will be implemented soon. Most will require additional funds and personnel. Specific details of many of the proposed activities need further development in full cooperation with other federal agencies, state and local health authorities, academic institutions, professional societies, private industry, and others. With this document as a guide and a first step, implementation will be based on public health needs and resource availability. This process will be approached in stages, as a long-term endeavor with sustainable impact and emphasis on extramural programs (Table).

This strategy is based upon the premise that it is far less costly, in both human suffering and economic terms, to anticipate and prevent infectious diseases than to react with expensive treatment or containment measures to unanticipated public health crises. Implementation of this plan does not guarantee that a microorganism will not cause disaster. However, investments in surveillance, laboratory research and training, epidemiologic investigations, and integration with prevention and control efforts will ensure that we are better prepared to respond to emerging infectious disease threats and to lessen their impact. It is crucial that emerging infectious diseases be addressed and that the basic tenets of prevention-oriented public health policy form an integral component of our nation's efforts to safeguard health in our communities.

Table. Implementation: High Priorities for 1994–1996

Goal I: Surveillance

- Strengthen notifiable disease surveillance at the state and local levels.
- Establish two physician-based Sentinel Surveillance Networks to detect and monitor emerging diseases, such as unexplained adult respiratory distress syndrome, multidrug-resistant pneumococcal disease, and childhood illnesses characterized by fever and rash.
- Establish four population-based Emerging Infections Epidemiology and Prevention Centers to conduct focused epidemiology/prevention projects emphasizing foodborne and waterborne infectious diseases and potentially vaccine preventable diseases.
- Strengthen and link four existing sites for a global consortium to promote the detection, monitoring, and investigation of infections emerging internationally that could affect the health of Americans.

Goal II: Applied Research

- Reestablish an extramural program to support emerging infectious disease prevention and control activities, such as evaluating the role of prescribing practices in the development of antimicrobial drug-resistant pathogens.
- Initiate prevention effectiveness studies to assess the impact of food preparation guidelines on the incidence of foodborne infections such as *E. coli* O157:H7 and *Salmonella enteritidis*.

Goal III: Prevention and Control

- Develop additional means to deliver laboratory and public health information informing health professionals about emerging infections and antimicrobial drug resistance.
- Develop and implement guidelines for the prevention of opportunistic infections in immunosuppressed persons.

Goal IV: Infrastructure

- Provide state-of-the-art training in diagnostic evaluation and testing for medical laboratory personnel to ensure the diagnosis and surveillance of emerging infections.
- Establish a public health laboratory fellowship in infectious diseases that will train medical microbiologists in public health approaches to diagnosis and molecular epidemiology.

Summary of Goals and Objectives

Goal I: *Surveillance*

Detect, promptly investigate, and monitor emerging pathogens, the diseases they cause, and the factors influencing their emergence.

Objectives:

- A. Expand and coordinate surveillance systems for the early detection, tracking, and evaluation of emerging infections in the United States.
- B. Develop more effective international surveillance networks for the anticipation, recognition, control, and prevention of emerging infectious diseases.
- C. Improve surveillance and rapid laboratory identification to ensure early detection of antimicrobial resistance.
- D. Strengthen and integrate programs to monitor and prevent emerging infections associated with food/water, new technology, and environmental sources.
- E. Strengthen and integrate programs to monitor, control, and prevent emerging vector-borne and zoonotic diseases.

Goal II: *Applied Research*

Integrate laboratory science and epidemiology to optimize public health practice.

Objectives:

- A. Expand epidemiologic and prevention effectiveness research.
- B. Improve laboratory and epidemiologic techniques for the rapid identification of new pathogens and syndromes.
- C. Ensure timely development, appropriate use, and availability of diagnostic tests and reagents.
- D. Augment rapid response capabilities for vaccine delivery and expand evaluation of vaccine efficacy and the cost effectiveness of vaccination programs.

Goal III: *Prevention and Control*

Enhance communication of public health information about emerging diseases and ensure prompt implementation of prevention strategies.

Objectives:

- A. Use diverse communication methods for wider and more effective delivery of critical public health messages.
- B. Establish the mechanisms and partnerships needed to ensure the rapid and effective development and implementation of prevention measures.

Goal IV: *Infrastructure*

Strengthen local, state, and federal public health infrastructures to support surveillance and implement prevention and control programs.

Objectives:

- A. Ensure the ready availability of the professional expertise and support personnel needed to better understand, monitor, and control emerging infections.
- B. Make available state-of-the-art physical resources (laboratory space, training facilities, equipment) needed to safely and effectively support the preceding goals and objectives.

Background

The Concept of Emergence

Emerging infectious diseases are diseases of infectious origin whose incidence in humans has increased within the past two decades or threatens to increase in the near future.¹ Many factors, or combinations of factors, can contribute to disease emergence (Table 1). New infectious diseases may emerge from genetic changes in existing organisms; known diseases may spread to new geographic areas and populations; and previously unknown infections may appear in humans living or working in changing ecologic conditions that increase their exposure to insect vectors, animal reservoirs, or environmental sources of novel pathogens. Reemergence may occur because of the development of antimicrobial resistance in existing infections (e.g., gonorrhea, malaria, pneumococcal disease) or breakdowns in public health measures for previously controlled infections (e.g., cholera, tuberculosis [TB], pertussis).

The Problem

In the United States and elsewhere, infectious diseases increasingly threaten public health and contribute significantly to the escalating costs of health care. As society, technology, and the environment change, pathogens evolve or spread, and the spectrum of infectious diseases expands. Emerging infectious diseases such as acquired immunodeficiency syndrome (AIDS) and TB vividly illustrate that no nation can be complacent regarding human vulnerability to the microorganisms with which we share our environment.

Although many serious infectious diseases are largely or completely preventable, current approaches to health care, which neglect public health, hamper our ability to control them effectively. For too long,

health policy in the United States has been treatment-driven rather than prevention-oriented, reactive rather than proactive, and complacent rather than anticipatory and vigilant.¹ As a result, the public health infrastructure of this country is poorly prepared to confront the emerging disease problems of a rapidly changing world (Figure 1). Examples of these problems are increasingly common and include diseases due to drug-resistant pathogens, such as *Neisseria gonorrhoeae*, staphylococci, *Streptococcus pneumoniae*, and enterococci; vector-borne or zoonotic diseases, such as hantavirus disease, Lyme disease, arboviral encephalitis, and rabies; foodborne and waterborne illnesses, such as those caused by *Escherichia coli* O157:H7, *Salmonella*, and *Cryptosporidium*; diseases in special settings, such as diarrhea, otitis media, and respiratory illnesses in child care facilities; vaccine-preventable diseases, such as measles, polio, pertussis, and diphtheria in unimmunized populations; and the increasingly commonplace imported infections, such as cholera and malaria.

As the United States moves towards comprehensive health care reform, it is crucial that emerging infectious disease threats be addressed and that the basic tenets of prevention-oriented public health policy form an integral component of plans for health care reform.

Timely recognition of emerging infections requires early warning systems to detect new infectious diseases before they become public health crises. Prompt detection of these new threats depends on careful monitoring by modern surveillance systems and a thorough understanding of trends in incidence and distribution of known infectious agents. However, existing systems to monitor these trends domestically and internationally are inadequate. For example, the true

Table 1. Factors in Emergence*

Categories	Specific Examples
Societal events	Economic impoverishment; war or civil conflict; population growth and migration; urban decay
Health care	New medical devices; organ or tissue transplantation; drugs causing immunosuppression; widespread use of antibiotics
Food production	Globalization of food supplies; changes in food processing and packaging
Human behavior	Sexual behavior; drug use; travel; diet; outdoor recreation; use of child care facilities
Environmental changes	Deforestation/reforestation; changes in water ecosystems; flood/drought; famine; global warming
Public health infrastructure	Curtailed or reduction in prevention programs; inadequate communicable disease surveillance; lack of trained personnel (epidemiologists, laboratory scientists, vector and rodent control specialists)
Microbial adaptation and change	Changes in virulence and toxin production; development of drug resistance; microbes as cofactors in chronic diseases

*Adapted from reference 1.

magnitude of the antimicrobial drug resistance crisis is unknown because of the absence of systematic monitoring. Because international surveillance is severely limited, early detection of infections that are imported from abroad is often delayed. Also lacking is an effective laboratory-based surveillance system for the early detection of exotic microbial agents that might be used for biological warfare or terrorist activities.

National surveillance for most reportable infectious diseases in the United States depends heavily upon voluntary collaboration between the Centers for Disease Control and Prevention (CDC) and state and local health departments, which in turn depend on physician-initiated reporting of a limited number of specific, recognized infectious diseases. Reporting is generally incomplete.

Results of a recent survey by the Council of State and Territorial Epidemiologists (CSTE) illustrate the inadequacy of existing infectious disease surveillance by documenting the limited number of professional positions dedicated to infectious disease surveillance in most states. For example, in 12 of the 50 states surveyed, no professional position is dedicated to surveillance of foodborne and waterborne diseases. Moreover, a small number of diseases command a large proportion of the limited resources. Although more than \$40 million in federal funds are provided to states for infec-

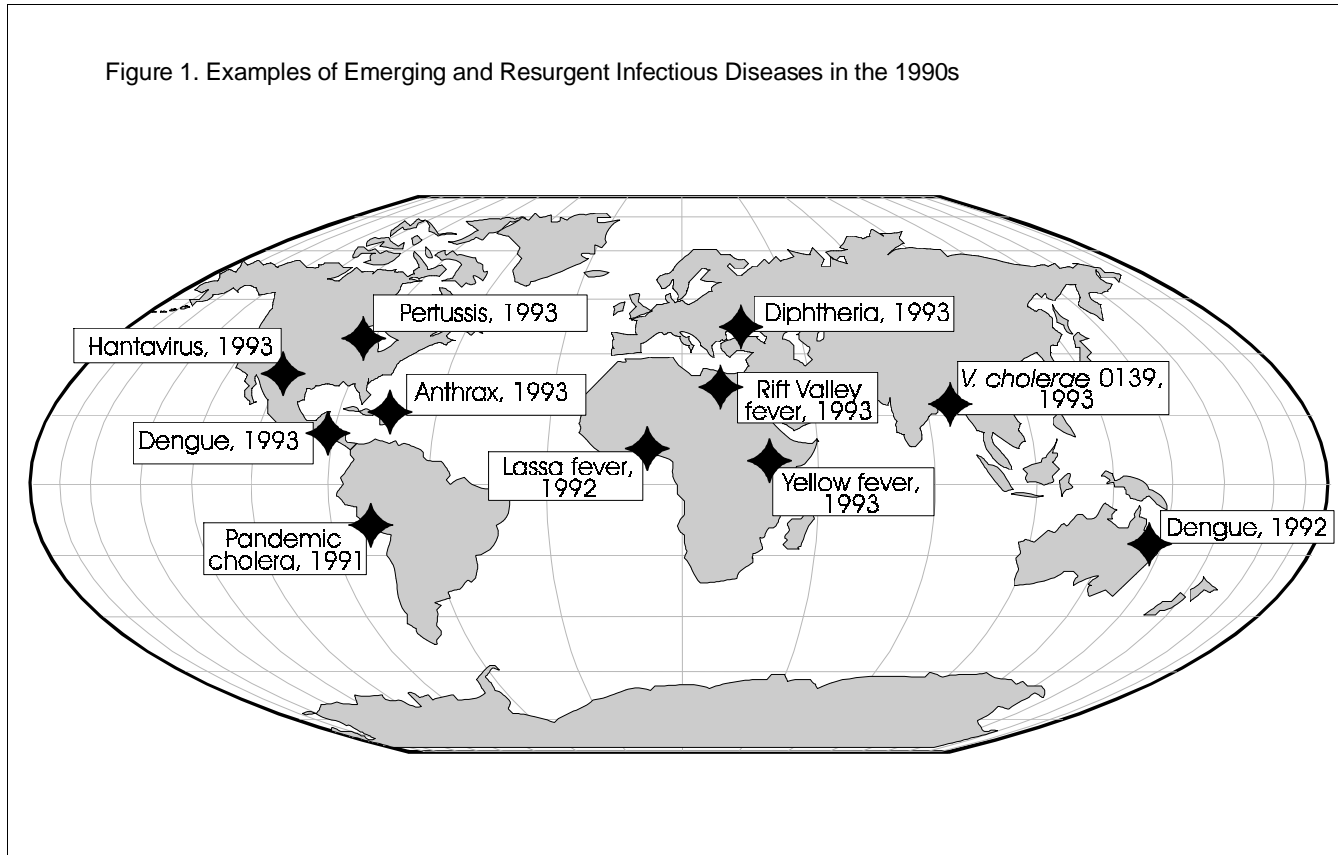
tious disease surveillance, more than 95 percent of these funds are limited to surveillance of diseases in four categories (TB, human immunodeficiency virus [HIV]/AIDS, sexually transmitted diseases [STDs], and selected vaccine-preventable diseases).⁶

No federal resources are provided to state and local health departments to support the national notifiable disease system. In addition, the ability of state public health laboratories to support surveillance and control of infectious diseases has diminished, and critical health department services, such as insect vector and rodent control programs, have been dismantled in many states.

In addition to comprehensive and innovative surveillance systems, effective preparation for emerging infectious diseases requires professional expertise, laboratory support, and research capability. These foundations support the infrastructure needed to address the ongoing, but often changing, threats from emerging infections. Despite the continued emergence of such threats, support for applied research and control efforts has declined over the past decade for most infectious diseases.

As highlighted in three recent reports by expert committees convened by the National Academy of Science's Institute of Medicine (IOM), the ability of the U.S. public health system and our health professionals

Figure 1. Examples of Emerging and Resurgent Infectious Diseases in the 1990s



to deal with emerging infectious disease problems is in jeopardy.^{1,7,8}

The earliest of these reports, “The U.S. Capacity to Address Tropical Infectious Disease Problems,”⁷ published in 1987, documented our poor state of readiness to recognize, treat, or control infectious disease threats emanating from the tropics—regions which have yielded microbial threats such as Lassa fever and Ebola viruses, chloroquine-resistant malaria, and penicillin-resistant gonorrhea.

The second report, “The Future of Public Health,” published in 1988, concluded that the U.S. public health system is in disarray. It emphasized that the United States approach to public health has too often been crisis driven or reactive, rather than proactive, an approach that is costly because it blocks our ability to institute cost-saving preventive strategies.⁸

The third IOM report, “Emerging Infections, Microbial Threats to Health in the United States,” published in 1992, emphasized the ongoing threat to domestic and global health from emerging infectious diseases and noted that increased vigilance is needed to overcome years of complacency (Figure 2).¹ The report provided specific recommendations for CDC, the National Institutes of Health (NIH), the Food and Drug Administration (FDA), the Department of Defense (DOD), and other federal and state agencies for addressing microbial threats to health in the United States and elsewhere. This report emphasized a critical leadership role for CDC in a national and global effort to prevent and control emerging infectious diseases.

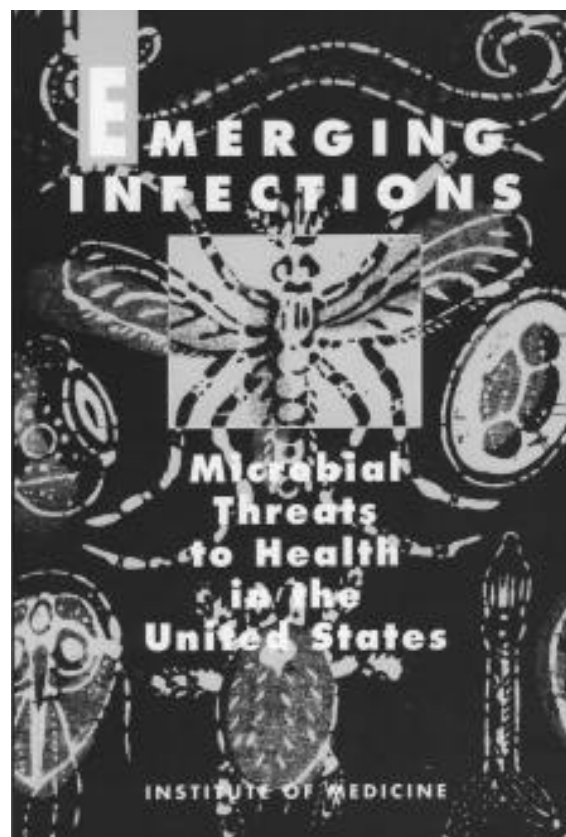
The Burden of Infectious Diseases

Infectious diseases remain the leading cause of death worldwide.^{9,10} Reduction in mortality from many infectious diseases has been described as the single most significant public health achievement of the past century.¹¹ Unfortunately, historical successes in treating and controlling some of these diseases left many health policymakers with the false perception that the threat to public health from infectious agents had all but disappeared. The resulting public health complacency has been costly in both human and economic terms.¹²

Emerging infections contribute substantially to the ongoing burden of infectious diseases on the American public. Childhood ear infections, the leading cause of visits to pediatricians, increased 150% between 1975 and 1990.¹³ Infectious diseases account for 25% of all visits to physicians each year, and antimicrobial agents are the second most frequently prescribed class of drugs.^{10,14}

Infectious agents may be causing diseases previously considered noninfectious (Table 2). *Helicobacter pylori* infections, for example, have a well established association with peptic ulcer disease;¹⁵ sexually transmitted human papillomavirus is associated with cervical cancer;¹⁶ and hepatitis C virus is now recognized as a leading cause of chronic liver disease and cirrhosis in the

Figure 2. Institute of Medicine report, “Emerging Infections: Microbial Threats to Health in the United States,” National Academy Press, 1992



United States with an estimated 150,000 new infections per year.¹⁷ *Chlamydia* infections have long been implicated in infertility and more recently have been tentatively associated with coronary artery disease.¹⁸ Rodentborne hantaviruses may play a role in hypertensive renal disease.¹⁹ Other chronic diseases with possible viral origins include Sjögren syndrome, multiple sclerosis, Alzheimer disease, Kawasaki disease, and juvenile onset diabetes mellitus.¹⁰

Direct and indirect costs of infectious diseases are staggering. The annual treatment of non-AIDS STDs, for instance, costs \$5 billion, and intestinal infections result in almost \$30 billion in combined direct costs and lost productivity each year.¹⁰ Annual direct medical costs due to nosocomial infections reached \$4.5 billion in 1992,²⁰⁻²¹ and the National Foundation for Infectious Diseases estimates that yearly expenditures incurred from antimicrobial resistance approach \$4 billion and are increasing.

Estimated costs for some infectious agents are equally staggering. For example, influenza produces direct medical costs approaching \$5 billion and lost productivity costs of almost \$12 billion per year.¹⁰ *Salmonella* and *Campylobacter* infections each

produce \$1 billion in economic losses yearly. Hepatitis B virus infection costs over \$720 million each year, while other important emerging pathogens, such as rotavirus and *Giardia lamblia*, result in annual costs (direct and indirect) of \$200-400 million and \$120 million, respectively.²⁰

These illustrative costs, combined with dollars spent on HIV-related illness, exceed \$120 billion. These figures and other measures, however, most likely underestimate the impact of infectious diseases. The International Classification of Diseases (ICD-9) places many infectious diseases in non-infectious categories (such as the classification of endocarditis among cardiovascular diseases and the classification of meningitis and middle ear infections among diseases of the nervous system and sense organs, respectively). Clearly, infectious diseases contribute significantly to economic losses and days of disability in the United States.

Important Examples of Emerging Infectious Disease Threats

Emerging infectious diseases that threaten U.S. public health originate from both domestic and international sources.²² Toxic shock syndrome (TSS) and Lyme disease illustrate how new technology or products (super-absorbent tampons) and changing ecology and human demographics (reforestation, increased deer populations, suburban migration) can foster the emergence of new microbial threats.^{23,24}

Other societal changes, such as the expanding use of child care facilities, have contributed to the emergence of infectious diseases that threaten children and staff in child care centers as well as the children's household contacts. Recent examples of infectious disease threats related to child care include *E. coli* O157:H7 infection, shigellosis, giardiasis, cryptosporidiosis, hepatitis A, and rotavirus infection.²⁵

Also, despite new standards of health care delivery within modern, well-equipped clinical facilities, hospital-acquired infections affected an estimated 2 million persons in 1992 alone.²¹ The staff and employees of clinical facilities are also at risk for infections that can be occupationally acquired, such as TB and hepatitis B. Moreover, an increasing percentage of our population is elderly, and a growing number of persons are immunosuppressed because of HIV infection, organ transplantation, or cancer chemotherapy. These populations are at increased risk for emerging infections, and their medical management is complex and costly. Specifically, these populations are highly susceptible to opportunistic infections, and an ever-expanding array of such infections is being seen in patients with AIDS and other forms of immunosuppression. The identification of certain opportunistic pathogens in immunosuppressed populations has led to the recognition of these agents in persons with normal immunity; this happened with *Cryptosporidium* and is currently occurring with *Rochalimaea* species and microsporidia.²⁶⁻³¹

Changes in dietary habits, food processing and packaging, and globalization of the food supply are contributing to an increase in illnesses due to foodborne

Table 2. Chronic Manifestations of Infectious Diseases, United States

<i>Well-Established Association</i>		<i>Reported Association</i>	
Agent	Disease	Agent	Disease
Viruses:		Viruses:	
Cytomegalovirus	Congenital mental retardation	Enteroviruses	Diabetes mellitus
Hepatitis B virus	Chronic hepatitis, cirrhosis, hepatic carcinoma	Hantaviruses	Hypertensive renal disease
Hepatitis C virus	Chronic hepatitis, cirrhosis	Hepatitis C virus	Hepatic carcinoma
Human papillomavirus	Cervical carcinoma, laryngeal papillomatosis	Human papillomavirus	Lung, esophageal, bladder carcinoma
Varicella-zoster virus	Post-herpetic neuralgia; congenital mental retardation		
Bacteria:		Bacteria:	
<i>Borrelia burgdorferi</i>	Lyme arthritis	<i>Campylobacter jejuni</i>	Guillain-Barré syndrome
<i>Chlamydia trachomatis</i>	Infertility	<i>C. pneumoniae</i>	Atherosclerosis
Enteric bacteria (<i>Shigella</i> , <i>Salmonella</i> , <i>Yersinia</i> , <i>Campylobacter</i>)	Arthritis, Reiter's syndrome	<i>H. pylori</i>	Gastric carcinoma
<i>E. coli</i> O157:H7	Hemolytic uremic syndrome		
<i>H. pylori</i>	Peptic ulcer disease, chronic gastritis		
Parasites:			
<i>Toxoplasma gondii</i>	Congenital mental retardation		

infections. Infectious agents continue to contaminate the national food supply, as evidenced by recent outbreaks of serious diarrheal illness associated with the consumption of raw milk, domestic cheese, eggs, and commercial airline food.³²⁻³⁷ Powdered milk products and infant formula have been contaminated with diarrhea-causing bacteria.³⁸ Seafood is increasingly implicated as the source of infectious disease outbreaks due to hepatitis A virus, Norwalk virus, *Vibrio* species, and *Clostridium botulinum*^{39,40} and is the source of illness associated with marine biotoxins (paralytic, diarrheal, and amnesic shellfish poisoning; scombroid and ciguatera fish poisoning), which often occur during periods of marine algae overgrowth ("algal blooms" or "red tides") in coastal waters in the United States and elsewhere.^{41,42}

Other commonly consumed food items contaminated with infectious agents may place large numbers of persons at risk. In early 1993, for example, hamburgers contaminated with the bacterial pathogen *E. coli* O157:H7 and served at a fast-food restaurant chain (at least 93 restaurants were implicated) caused a multi-state outbreak of severe bloody diarrhea (hemorrhagic colitis) and serious renal disease (hemolytic uremic syndrome [HUS]). Data from the ongoing investigation of this outbreak indicate that over 500 children and adults became ill, and four children died (Figure 3A).^{43,44}

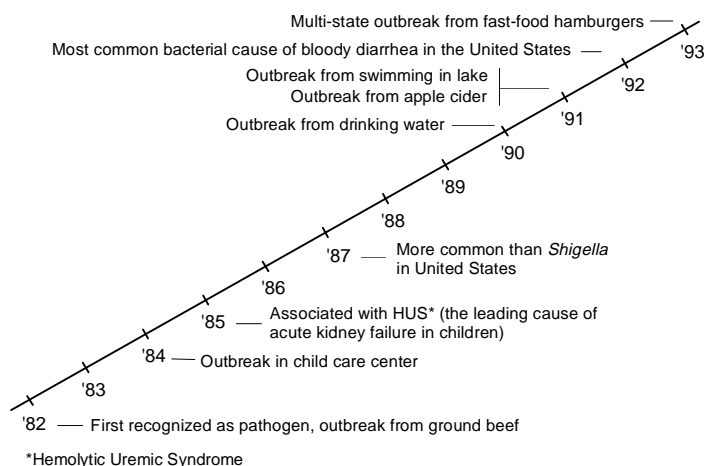
Increasingly, outbreaks of gastrointestinal illness due to contaminated municipal water—such as the outbreak of cryptosporidiosis in Milwaukee, Wis., in April 1993 that affected hundreds of thousands of people (see Figure 3B; Box, page 12)—are associated with viral and parasitic infectious agents.^{45,46}

Exposure to certain animals is also placing Americans at risk for emerging infectious diseases. Hantavirus pulmonary syndrome (HPS), first detected in the southwestern United States in 1993, has been linked to exposure to infected rodents in more than a dozen states. More than 50 cases have been detected, and more than half of those infected have died (see Box, page 32).⁴⁷⁻⁵⁰

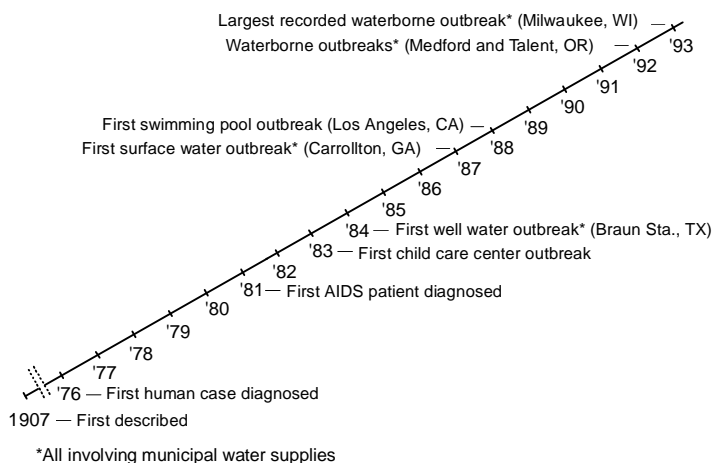
Emerging infectious disease threats from abroad are also increasing. Cholera has recently returned to the Western Hemisphere in epidemic proportions after almost a century's absence (Figure 4). Through October 1993, at least 900,000 cases of infection were detected, and more than 8,000 persons died. The Pan American Health Organization (PAHO) estimates that

Figure 3. Emergence of Foodborne and Waterborne Pathogens

A. *E. coli* O157:H7



B. *Cryptosporidium*



it will take more than a decade and more than \$200 billion to control the current pandemic in Latin America. Although cholera initially reemerged in Peru, the disease has occurred throughout Latin America, and cases have been imported into the United States, where more cases occurred in 1992 than in any other year since cholera surveillance began in 1962.^{36,51} Moreover, the *V. cholerae* O1 strain responsible for cholera in Central and South America has been isolated from oysters and oyster-eating fish captured in oyster beds along U.S. Gulf Coast waters.⁵² More recently, a newly described toxigenic strain of *V. cholerae*, *V. cholerae* O139, has emerged in southern Asia where it is causing epidemic cholera-like illness and has largely replaced *V. cholerae* O1 strains in many areas. Standard diagnostic tests for cholera are inadequate for this new

Waterborne Cryptosporidiosis

In the spring of 1993, the outbreak of waterborne cryptosporidiosis in the greater Milwaukee area caused prolonged diarrheal illness in approximately 403,000 persons, 4,400 of whom required hospitalization. Attack rates were as high as 50% in some parts of the city. In the United States, existing surveillance systems are inadequate to rapidly recognize outbreaks of this parasitic infection. Early recognition of *Cryptosporidium* as a cause of widespread diarrheal illness would implicate common sources, such as municipal water supplies, sooner and likely prevent significant numbers of new infections by the early institution of preventive interventions, such as boil water advisories. Future outbreaks of this emerging parasitic infection could be prevented or controlled through improvements in water quality monitoring, use of appropriate diagnostic tests, and surveillance to evaluate the effectiveness of regulations and other control measures.

strain, and neither current vaccines nor prior infection with *V. cholerae* O1 is protective. This new form of cholera is spreading, and an imported case has occurred in a U.S. traveler returning from India.⁵³

Similarly, various parasitic diseases, once considered exotic in the United States, are emerging or re-emerging as public health threats. Local transmission of malaria, for instance, has been observed since 1986 among Hispanic immigrants and residents of an affluent area of San Diego County, Calif.⁵⁴ In North Carolina, severely ill, malaria-infected Southeast Asian refugees have seriously strained the laboratory and health care delivery services at state and local health departments.⁵⁵ Elsewhere, such as the metropolitan New York City area, multiple cases of locally acquired neurocysticercosis have been attributed to transmission from immigrant household workers.⁵⁶

These and other examples suggest that the concept of “domestic” as distinct from “international” health is outdated. Such a dichotomous concept is no longer germane to infectious diseases in an era in which commerce, travel, ecologic change, and population shifts are intertwined on a truly global scale.^{57,58}

Antimicrobial Drug Resistance

Antimicrobial resistance as a factor in emergence warrants considerable emphasis. Since antimicrobial agents were introduced for general use in the 1940s, substantial reductions in deaths from many bacterial and parasitic diseases have been documented. However, as a consequence of widespread antimicrobial use, drug resistance has emerged in the United States and abroad as a major public health crisis both in community and institutional settings. Drugs that once seemed invincible are losing their effectiveness for a wide range of community-acquired infections,

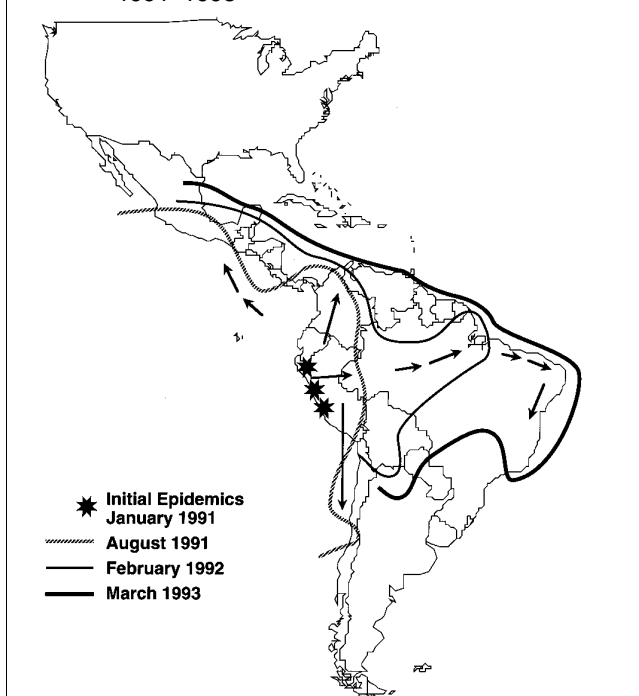
including TB, gonorrhea, pneumococcal infections (a leading cause of otitis media, pneumonia, and meningitis), and for hospital-acquired enterococcal and staphylococcal infections (Figure 5). Resistance to antiviral (e.g., amantadine-resistant influenza virus and acyclovir-resistant herpes simplex), antifungal (e.g., azole-resistant *Candida* sp.), and antiprotozoal (e.g., metronidazole-resistant *Trichomonas vaginalis*) drugs is also emerging, and drug-resistant malaria has spread to nearly all areas of the world where malaria occurs. Concern has also arisen over strains of HIV resistant to antiviral drugs. Increased microbial resistance has resulted in prolonged hospitalizations and higher death rates from infections, has required much more expensive, and often more toxic, drugs or drug combinations (even for common infections), and has resulted in higher health care costs.⁵⁹

Surveillance of Emerging Infections

Surveillance is the single most important tool for identifying infectious diseases that are emerging, are causing serious public health problems, or are diminishing in importance. The morbidity, mortality, and cost of infectious diseases can be measured through surveillance. The quality of the nation’s health care system and effectiveness of health regulations (e.g., microbial safety of food and water) can only be adequately assessed if effective surveillance systems are in place.

The varied strata of modern society present numerous challenges to surveillance. For example, assessing the health of traditionally underserved or transient populations, such as migrant workers, the homeless,

Figure 4. Spread of Epidemic Cholera—Latin America, 1991–1993



or inner-city minorities, is difficult, but such populations are often the first and most seriously affected by emerging infectious diseases. Health care delivery and earlier recognition of emerging infectious diseases are enhanced when susceptible populations are targeted for surveillance. Emerging infectious threats from abroad challenge existing surveillance capabilities because global surveillance of emerging infections is fragmentary at best.

In addition to monitoring specific diseases and syndromes, gathering information about the numerous factors that affect disease emergence is also important. Understanding and controlling arthropod- or rodent-borne diseases, for example, require knowledge of the geographic distribution of potential reservoirs and vectors. Changing ecologic developments, such as changes in land use, may enhance the emergence of infectious diseases, such as Lyme disease, by altering the distribution of vectors or placing greater numbers of persons in closer contact with vectors and animal or environmental reservoirs of novel pathogens that previously had little contact with potential human hosts.

Monitoring the development of antimicrobial drug resistance or enhanced virulence in known pathogens can also facilitate early intervention, prevent morbidity and mortality, and reduce costs. For example, reliable information about drug-resistant *S. pneumoniae* is needed to guide clinicians who treat such common infections as pneumococcal pneumonia in adults and otitis media in children.^{60,61} Changes in virulence, such as those in certain subtypes of group A streptococcus, underscore the public health importance of monitoring trends in virulence characteristics of known pathogens.⁶² Similarly, changing antigenic structures of known pathogens, such as antigenic drift in measles virus, should be closely monitored, so that necessary changes

in vaccine composition can be implemented promptly if indicated.⁶³ Ongoing assessments of drug and vaccine availability can also identify potential shortages, and careful monitoring of antimicrobial drug use will be essential to managing the current crisis of antimicrobial drug resistance.⁶⁴

Understanding Emerging Infections Through Applied Research

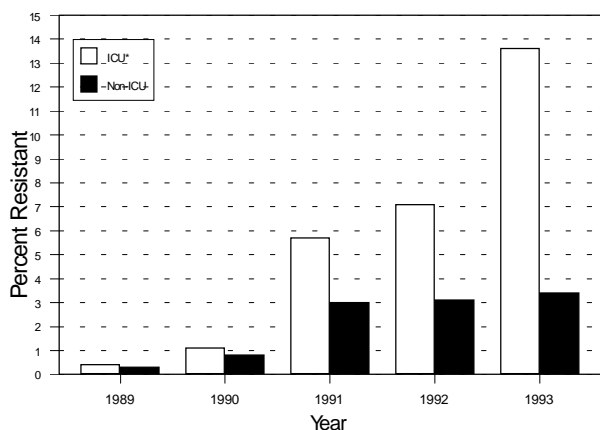
Developing appropriate responses and control strategies for emerging infectious disease threats depends on linking laboratory science and epidemiology with public health practice. Innovative approaches to combining surveillance and applied research are essential for controlling infectious diseases.⁶⁵ Epidemiologic studies, including investigations of both outbreaks and sporadic disease, are critical to the rapid identification of risk factors for new diseases and provide important prevention information early in the evolution of a potential epidemic. Such studies are often the first integral step toward identifying the cause of an infectious disease outbreak. Other areas of applied research in infectious disease epidemiology needed to address emerging diseases include economic analyses of the impact of emerging infectious diseases and cost-effectiveness analyses of proposed interventions, the study of behaviors that affect risk, and measurement of the effectiveness of public health interventions.

When a new or previously unrecognized infectious disease is suspected, clinicians, epidemiologists, and laboratorians work together to obtain case histories and collect and evaluate tissue and serum specimens. Such multidisciplinary efforts include the expertise of infectious disease pathologists, molecular biologists, and others with critical laboratory skills who coordinate their activities to confirm the etiologic agent and develop diagnostic tools for the identification of subsequent cases. A timely example of this process is the ongoing investigation of hantavirus pulmonary syndrome.⁴⁷⁻⁵⁰

Establishing the causes of emerging infectious diseases is fundamental to controlling these diseases. Rapid and accurate diagnostic testing capabilities for agents such as *Mycoplasma* are lacking in the United States. In addition, tests designed for use in developing countries, for example, must be practical for field use in areas where expensive reagents and reliable power supplies may not be readily available.

Proper readiness for emerging infectious threats also requires that diagnostic tests for the many new pathogens likely to be encountered be made available to clinical and reference laboratories as soon as it is technologically feasible. Promoting and teaching laboratory techniques appropriate for public health purposes are also critical. The lack of such training for testing of stool specimens for *E. coli* O157:H7 and *Cryptosporidium*, for example, has resulted in delayed recognition of outbreaks. Providing these tools and services will require ongoing federally supported intramural

Figure 5. Increasing Incidence of Vancomycin-Resistant Enterococci in U.S. Hospitals by Year—National Nosocomial Infections Surveillance System (NNIS), 1989–1993



* intensive care unit
From Centers for Disease Control and Prevention. MMWR 1993;42:597-9.

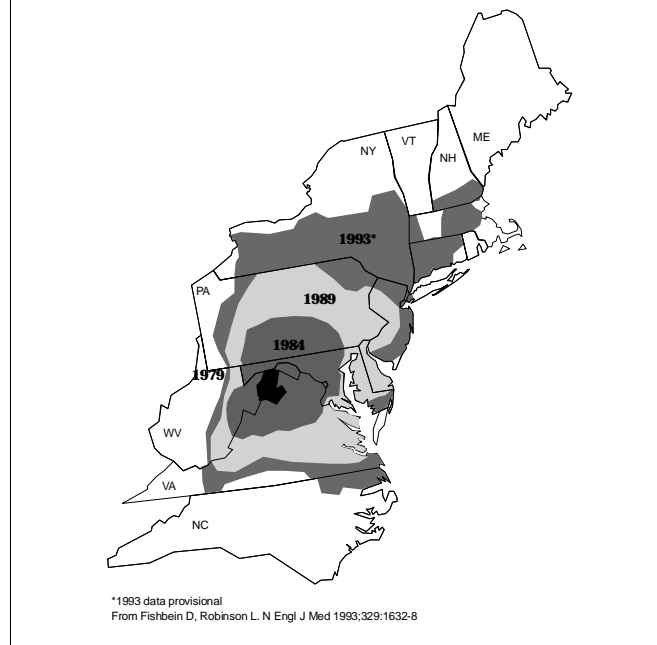
and extramural efforts that target the development and application of rapid diagnostics for emerging pathogens.

The interaction of epidemiology (including surveillance) and laboratory science extends into several other areas of applied research that are relevant to emerging infections. Vaccine development, for example, includes the ongoing assessment of potential vaccine components, evaluation of vaccine efficacy, and studies of the cost-benefit of vaccination programs. Further, integrated approaches to the study of insect vectors and animal reservoirs are critical to understanding emerging vector-borne or zoonotic diseases such as rabies (Figure 6). In investigating HPS, for example, the integrated application of epidemiologic and molecular biologic techniques led to the rapid identification of rodents as carriers of the virus (see Box, page 32). With this critical information, public health officials were then able to rapidly develop and disseminate prevention guidelines.⁴⁷⁻⁵⁰ Evaluating epidemiologic characteristics and how these diseases are maintained in nature will aid prevention efforts for Lyme disease, viral encephalitides, and other conditions in the United States and for many vector-borne or zoonotic infections worldwide, including malaria, trypanosomiasis, leishmaniasis, rickettsial diseases, and viral hemorrhagic fevers.

Other organisms, such as those that cause coccidioidomycosis, legionellosis, or amoebic meningoencephalitis, do not have specific animal reservoirs but are maintained primarily in the soil or water; the emergence of these diseases may be particularly influenced by ecologic factors. It is also likely that the development of tropical habitats for human settlement and agriculture will increase opportunities for the emergence of new viral diseases and the prominence of several parasitic diseases in humans, but further research is needed to assess the magnitude of these risks and the specific factors that affect them.

Climatic changes, such as global warming, may broaden the distribution of vectors of tropical diseases and thus potentially increase their spread to new places.⁶⁶ Furthermore, environmental control measures, such as the treatment of soil to prevent histoplasmosis

Figure 6. The Expanding Epizootic of Raccoon Rabies—Eastern United States, 1979–1993



or the use of insecticides to control insect-borne diseases, may sometimes be warranted, but expanded research is required to ensure that these measures are safe and cost-effective.

Targeted research projects, such as the critical assessment of ecologic factors responsible for the recent large outbreak of coccidioidomycosis in central California or the emergence of epidemic Rift Valley fever and schistosomiasis associated with the damming of the Senegal River in Africa, should provide the information needed to prevent future outbreaks.

Finally, the recent outbreaks of foodborne and waterborne diseases highlight the need for continuing evaluation of food and water processing practices affecting the emergence of infectious diseases.

The CDC Prevention Strategy

The mission of CDC is to promote health and quality of life by preventing and controlling disease, injury, and disability. As the nation's prevention agency, CDC accomplishes its mission by working with partners throughout the nation and the world to monitor health, formulate prevention strategies, develop sound public health policies, implement prevention strategies, promote healthy behaviors, and foster safe and healthful environments. In keeping with this mission, CDC has strategic plans that address certain specific infectious disease threats, including HIV/AIDS, TB, STDs, and selected vaccine-preventable diseases. The concept of disease emergence has important implications for each of these.

Opportunistic infections in HIV-infected persons require cost-effective prevention strategies; drug resistance has become a barrier to TB control; STDs have been implicated as factors in chronic diseases (e.g., human papillomavirus and cervical cancer); and emerging diseases necessitate the ongoing assessment of vaccine development priorities (e.g., pneumococcal disease in children, respiratory syncytial virus [RSV] pneumonia, malaria). Strengthened efforts in the prevention and control of emerging infectious diseases will complement and improve the effectiveness of current efforts in HIV/AIDS, TB, STDs, and immunizations as well as other important infectious diseases.

To provide the vigilance and rapid response required to effectively address emerging infectious diseases, significant improvements in public health policy, program design, and infrastructure are needed. A far-reaching and comprehensive strategy, carefully integrated with broader plans for health care reform, is required. The CDC plan described below contains four critical goals that address specific IOM recommendations in the context of a broader vision for revitalizing our nation's ability to detect, contain, and most importantly, prevent the emerging infectious diseases that threaten populations both here and abroad.

This plan reflects the commitment of CDC to work with its partners in health departments, clinical practice, academia, private industry, and international health to meet the challenge of important emerging public health problems. It also embodies CDC's mission to prevent and control infectious disease, and addresses high priority infectious diseases in disadvantaged populations and underserved minorities, women, and children. Implementation of this plan with emphasis on extramural programs will strengthen the public health infrastructure in the United States at the local, state, and federal levels, and contribute to strengthening global surveillance networks. Most importantly, implementation of this plan will help the public health system identify, control, and prevent new, emerging, and drug-resistant diseases before they cause widespread epidemics, thereby reducing the cost of infectious diseases and improving the health and welfare of all Americans.

Goals and Objectives

Goal I *Detect, promptly investigate, and monitor emerging pathogens, the diseases they cause, and the factors influencing their emergence.*

Objective I-A. *Expand and coordinate surveillance systems for the early detection, tracking, and evaluation of emerging infections in the United States.*

Surveillance serves several purposes: it characterizes disease patterns by time, place, and person; detects epidemics; suggests hypotheses and themes for epidemiologic investigation; evaluates prevention and control programs; and projects future health care needs.^{67,68} In addition to monitoring and identifying needed public health responses for known infectious diseases, a well-functioning surveillance system maintains vigilance for emerging infectious diseases. The ability to detect what is new or emerging depends on the capacity to identify and track the routine as well as the unusual. National surveillance requires adequate infrastructure, including trained personnel, within the states and local communities and timely communications among state and local health departments, public and private laboratories, health care providers, and CDC.

Activities

i. *Improve surveillance for reportable infectious diseases by reevaluating current reporting mechanisms and requirements and providing technical and financial assistance to state health departments.*

National infectious disease surveillance systems form the foundation of our ability to know and track the routine. Certain infectious diseases—such as multidrug-resistant (MDR) TB, meningococcal meningitis, and botulism—warrant prompt detection of all cases because they cause substantial morbidity and mortality, require specific public health interventions, or may signal a potential outbreak. State and local public health authorities, other infectious disease experts, and CDC will reexamine currently reportable diseases, establish criteria for making a disease reportable, and explore ways to enhance rapid reporting of cases from clinical laboratories and health care practitioners. States must also examine the need to develop statutory requirements for clinical laboratories to

submit isolates of designated organisms of public health importance to the state laboratory. National infectious disease surveillance must be flexible enough to include newer problems, such as *E. coli* O157:H7-associated HUS, multidrug resistance in common pathogens (e.g., *S. pneumoniae*, *Mycobacterium tuberculosis*), and hantavirus pulmonary syndrome, and to reexamine the benefit of including currently reportable conditions, such as aseptic meningitis.

National notifiable disease surveillance is organized around state by state reporting systems for which states have ample legal authority. However, limited resources have left many state and local health departments with inadequate capacity to conduct surveillance for most infectious diseases. CDC could help ensure better capacity through cooperative agreements that provide financial and technical assistance, including training, to health departments.

ii. **Expand the use of Sentinel Surveillance Networks to complement other surveillance methods for detecting and monitoring emerging infections.**

The use of sentinel events to enhance surveillance is an effective public health tool that has proven useful in the monitoring of many diseases. Sentinel networks, linking groups of participating individuals or organizations to a central data receiving and processing center, have been particularly helpful in monitoring specific infections or designated classes of infections. Examples of such networks currently in use at CDC are the NNIS system (see Box),⁶⁹ the domestic influenza surveillance network (see Box), the National Respiratory and Enteric Virus Surveillance System, and the Pediatric and Adult/Adolescent Spectrum of HIV Disease Projects.

The National Nosocomial Infection Surveillance System

The NNIS system is an ongoing collaborative surveillance system among U.S. hospitals and the only national source of nosocomial infections data in the United States. This system is used to identify changing patterns in nosocomial infection characteristics, such as risk factors, patient infection sites, drug resistance, and emerging pathogens. Data are collected prospectively, using standardized surveillance components and nosocomial infection definitions.

Increasing the number of NNIS system hospitals allows for a more accurate estimate of the distribution and rates of various types of nosocomial infections while enhancing our ability to detect emerging pathogens.

In 1993, 163 hospitals voluntarily participated in the NNIS system. With adequate support, the system will continue to find more effective and efficient ways to characterize nosocomial infections and to assess the potential influences of patient risk factors, changes in hospital-based health care delivery, and modifications of infection control practices on the emergence of infectious diseases in the hospital setting.

Priority issues for future NNIS efforts include the following: surveillance of occupationally acquired infections in health care workers; broadening the scope of data collection to recognize nosocomial infections resulting in illness after patients are discharged from the hospital or other health care settings, such as out-patient surgical facilities; and detecting and monitoring selected community-acquired syndromes in hospitalized patients.

Sentinel Surveillance for Influenza

Domestic

The influenza sentinel physician surveillance network was established through the American Academy of Family Physicians and includes approximately 150 primary care physicians located throughout the United States. These physicians submit weekly reports of the number of patients seen with influenza-like illness by age group per number of patient visits, as well as the number of hospitalizations among patients with influenza-like illness. A subgroup (approximately 75 physicians) also collects nasopharyngeal specimens that are sent to a central laboratory for influenza virus identification. This system provides direct community influenza morbidity data that are otherwise unavailable.

International

An international network of collaborating laboratories was established in 1947 to monitor the emergence and spread of new epidemic and pandemic strains of influenza. This network now includes three World Health Organization (WHO) Collaborating Centers and approximately 120 WHO National Collaborating Laboratories. The primary purpose of this network is to detect, through laboratory surveillance, the emergence and spread of antigenic variants of influenza that may signal a need to update the strains contained in the influenza vaccine. To augment the WHO network, CDC supports a surveillance system for year-round influenza isolation in six sites in China, where many pandemic and epidemic strains have first appeared. The importance of these surveillance programs is underscored by the fact that viruses from the China surveillance system have been recommended for inclusion in the U.S. vaccine for the past 5 years.

Expanded use of the sentinel network concept, including strengthening existing systems, will improve our ability to detect and monitor emerging infections. With the cooperation of state and local health departments, CDC proposes to establish a series of electronically linked Sentinel Surveillance Networks, organized according to information source, that will use novel as well as traditional data sources important to the assessment of emerging infections (Table 3).

Table 3. Proposed Sentinel Surveillance Networks

Blood Banks
Clinical Microbiology Laboratories
Emergency Rooms
Family Practitioners
Gynecologists
Infectious Disease Specialists
Internists
Medical Examiners
Pediatricians
Travel and Tropical Medicine Clinics

Networks among selected physicians' groups, for example, could provide early warning of emerging syndromes of uncertain but possibly infectious origin, such as febrile diarrheal illnesses, meningitis, or encephalitis. Clinician- or laboratory-based networks also provide a mechanism for rapid interaction/consultation among members when unusual syndromes, such as unexplained adult respiratory distress syndrome (ARDS), idiopathic CD4 lymphopenia, or eosinophilia-myalgia syndrome, or when new or unusual laboratory isolates are detected. Such networks may also provide a more effective means for monitoring occupationally acquired infections in hospital and laboratory personnel.

Other networks could focus on the emergence of drug-resistant pathogens (e.g., clinical microbiology laboratories) or changes in seroprevalence of known diseases (e.g., blood banks). Special consideration will also be given to the formation of veterinary networks to monitor established zoonotic diseases (e.g., brucellosis, salmonellosis, cryptosporidiosis) or the increasing incidence of animal infections with zoonotic potential (e.g., bovine TB, bovine spongiform encephalopathy). An initial priority will be to establish a network of physicians (in cooperation with professional societies), to monitor such conditions as unexplained ARDS, meningoencephalitis of unknown etiology, and multidrug-resistant pneumococcal disease, or to investigate the

increasing occurrence of rabies post-exposure prophylaxis.

iii. Create population-based Emerging Infections Epidemiology and Prevention Centers to complement and support local, regional, and national surveillance and research efforts.

The proposed centers will be developed through cooperative agreements with local and state health departments, in collaboration with local academic institutions and other governmental or private-sector organizations, and will be strategically located in sites across the country that offer access to various population groups. Wherever possible, centers will build upon existing capacities and partnerships. In contrast to the Sentinel Surveillance Networks, the centers' purpose will be to forge strong links with local medical, public health, and community representatives in order to establish ongoing sources for population-based data as a foundation for a variety of surveillance and prevention research projects relevant to emerging infections (Figure 7). These centers will also provide excellent opportunities for training public health professionals through cooperative arrangements between health departments, academic centers, and joint CDC/NIH training programs in infectious disease epidemiology.

In addition to providing population-based information, they will allow access to special populations including the rural and inner-city poor; underserved women and children; the homeless; immigrants/refugees; and persons infected with HIV. Although their presence may facilitate the reporting of new infections or rare syndromes recognized by health professionals in the area, these centers are not expected to significantly improve our ability to actually detect previously unknown or unrecognized infectious diseases. Rather, they are designed to assess the public health impact of emerging infections and to evaluate methods for their diagnosis, prevention, and control.

These population-based centers will provide a powerful tool for integrating information from many different places and sources, and about different emerging diseases. At the same time, national trends can be evaluated by combining information from the same project conducted at several centers across the country. Centers will maintain the flexibility to accommodate changes in specific projects as the need for information changes. Some projects will be conducted at all centers, while others might be carried out in only a few (Figure 7).

Priority activities will include the following:

- 1) Conducting active population-based surveillance projects to obtain detailed information about selected diseases for which adequate information is unavailable, such as foodborne infections (See boxes, pages 18, 19).

Figure 7. Potential Projects for Emerging Infections Epidemiology and Prevention Centers, United States

Center Projects						
Potential Center Locations	Unexplained deaths of possible infectious etiology in young adults (e.g., ARDS)	Foodborne disease surveillance and prevention (e.g., <i>E. coli</i> O157:H7)	Opportunistic infections in HIV-infected inner city populations (e.g., cryptosporidiosis)	Drug resistance in nursing homes and child care facilities (e.g., MDR pneumococcal disease)	Febrile and diarrheal illness in migrant farm workers (e.g., malaria, typhoid)	Etiologic agents in community-acquired pneumonia (e.g., <i>Mycoplasma</i>)
Northeast	X	X	X			
Mid-Atlantic	X	X	X	X		X
Southeast	X	X	X		X	
South	X	X	X		X	X
Midwest	X	X		X	X	
Southwest	X	X		X		X
West	X	X	X	X	X	
Northwest	X	X		X	X	X
U.S. Pacific Isles	X	X				X
U.S. Caribbean Isles	X	X	X			

Hepatitis Sentinel Counties

Although CDC conducts nationwide surveillance for acute viral hepatitis, underreporting and incomplete serologic testing and epidemiologic evaluation of all reported cases make it difficult to accurately assess changes in incidence of disease and risk factors associated with transmission.

To complement data collected nationally, a program of intensive surveillance for acute viral hepatitis was begun in Sentinel Counties in September 1979; since October 1981, it has been focused on four counties. These Sentinel Counties have provided precise data on the significant sources of viral hepatitis infection in the United States and the contribution of these sources to disease incidence.

In recent years, major changes have occurred in the incidence and epidemiology of the different types of viral hepatitis in the United States. Many of these changes were first recognized in the Sentinel Counties. The incidence of hepatitis A increased after a decade of decline, and drug users became an important source of communitywide outbreaks; more recently there has been an increase in hepatitis A

associated with male homosexual activity, suggesting unsafe sexual practices. For hepatitis B, the disease transmission patterns in the Sentinel Counties showed that the immunization strategy that focused on adults at high risk had no impact on the incidence of disease. These data provided the rationale for a nationwide recommendation for universal infant hepatitis B vaccination (Advisory Committee on Immunization Practices [ACIP], 1991).

Testing of stored sera from acute and chronic non-A, non-B (NANB) hepatitis cases identified in the Sentinel Counties was used to show that the recently discovered hepatitis C virus was responsible for most NANB hepatitis in the United States. These counties have been the primary source for data describing the epidemiology and natural history of community acquired hepatitis C, and its importance as a cause of acute and chronic liver disease in the United States.¹⁷ Although national data remain important for hepatitis surveillance, more detailed data, including behavioral risk factor data, are needed to plan and evaluate prevention programs.

- 2) Conducting special projects, such as evaluation of new diagnostic tests for Lyme disease; evaluation of illnesses often not specifically diagnosed but whose trends and etiologic information are important (e.g., diarrhea, community-acquired pneumonia); and investigation of the relationships between infections and chronic diseases (e.g., hantavirus infections and hypertension, hepatitis C and chronic liver disease, and respiratory virus infections and asthma attacks).
- 3) Conducting behavioral surveillance projects designed to assess trends in behaviors that either increase or decrease risks for infectious disease (e.g., in food consumption, sexual behavior, travel, or exposure to animals).
- 4) Examining infectious diseases in the context of populations at risk, recognizing that the incidence of many emerging diseases will be highest among underserved populations.
- 5) Implementing and evaluating pilot prevention/intervention projects for emerging infectious diseases that focus on safe food preparation in the home, handwashing in child care settings, appropriate use of antibiotics in clinical settings and in the community, and personal protection devices for clinical and laboratory personnel potentially exposed to infectious agents.
- 6) Providing technical assistance; epidemiologic, behavioral science, and laboratory expertise; and training to other agencies, institutions, or organizations in a center's area.

iv. **Expand field investigative and epidemic response capabilities.**

To address emerging infectious disease threats more effectively, CDC must build upon one of its essential strengths—the ability to conduct “shoe leather” epidemiologic field investigations. These field activities are essential to the rapid application of epidemiologic and laboratory expertise to prevent outbreaks from developing into broader public health crises.

CDC resources, including those that provide field training experiences for epidemiologists-in-training (Epidemic Intelligence Service [EIS] Officers conducting “Epidemic Aids”) are not sufficient to provide all necessary support for outbreak investigations of emerging infectious diseases, which often require the presence of laboratorians, senior staff epidemiologists, and others in the field. The need to provide such additional support arose frequently in 1993 when CDC and state and local health department resources were severely strained in efforts to investigate and contain emergent disease threats, such as hantavirus pulmonary syndrome in the southwestern United States,

Population-based Active Surveillance Project

CDC, together with state and local health departments and university-based investigators, conducts population-based active surveillance for bacterial, mycobacterial, and fungal diseases.

This project uses common infrastructures in population-based study sites to conduct surveillance, collect epidemiologic information, and gather isolates for laboratory study.

Active population-based surveillance, integrated with epidemiologic studies and laboratory study of surveillance isolates, has been a powerful way to study bacterial and mycotic diseases. Examples have included studies of listeriosis that led to dietary recommendations to reduce the risk for this disease; evaluation of the efficacy of new vaccines for *Haemophilus influenzae* type b (Hib) disease; documentation of increased risk for invasive Hib disease in HIV-infected men; evaluation of risk factors for neonatal group B streptococcal disease and of invasive group B streptococcal disease in adults; descriptive epidemiology and evaluation of risk factors for cryptococcal disease; and assessment of the efficacy of pneumococcal vaccine in HIV-infected persons.

Using a common infrastructure provides economies of scale in conducting studies as well as several other advantages. The impact of several diseases can be compared directly when they are studied in the same population during the same periods. For a given disease, temporal trends can be evaluated reliably, and monitoring of the impact of prevention plans can be facilitated.

cryptosporidiosis in Milwaukee, and *E. coli* O157:H7 disease in western states.

The availability of personnel to support field investigations is critical (See section IV-A below). To rapidly and effectively address the outbreak of HPS, professional and support staff were reassigned for several months from other high priority programs (e.g., drug-resistant pneumococcal disease, rabies). The availability of contingency funds for field investigations and the maintenance of adequate depth in personnel infrastructure at CDC would help prevent such situations.

Rapid and efficient mobilization of funds and personnel requires well-established mechanisms that lessen the usual administrative restraints inherent to any bureaucracy. For example, international response capability could be improved by development of a well-standardized system for foreign health officials to notify CDC and obtain assistance on short notice. Once the need for a field investigation is recognized, a mechanism is needed to rapidly allocate funds, personnel, equipment, and supplies.

To respond to emerging infectious disease threats, a designated administrative system is proposed to maintain and manage contingency funds, develop guidelines for notifying CDC and requesting assistance, and create mechanisms for the prompt allocation of resources (including equipment, products, and personnel) for surveillance and epidemiologic investigations.

v. Assess and apply innovative tools (computer and communications technology) to facilitate collection, analysis, and dissemination of infectious disease surveillance information.

Infectious disease surveillance in the United States should utilize modern computing and communications technologies to transform data into usable information quickly and effectively. Accurate, efficient data transfer with rapid notification of key partners and constituents is critical to effectively addressing emerging infectious disease threats. However, existing systems at CDC and at state and local health departments require upgrading and modification to minimize future data incompatibilities and to enhance rapid communications between federal and state/local health agencies by using common data standards and application protocols. In addition, the systematic evaluation of new and innovative tools for the collection and analysis of epidemiologic and laboratory data will enhance the speed with which technological, mathematical, and statistical advances are brought into use in efforts to better understand emerging infections. Included in this process will be the appropriate evaluation and utilization of

- 1) *Secure networks for the transmission of sensitive information.*
These are essential and should take advantage of the national communications infrastructure for information dissemination and networking (Internet) being developed through the proposed High Performance Computing and High Speed Networking Applications Act of 1993.
- 2) *Automatic and direct reporting from physicians' offices, hospitals, and private and public laboratories.*
Comprehensive health insurance and universal access to health care has the potential to facilitate this process and improve surveillance. Reporting would be received by state health departments as soon as cases are suspected or identified.
- 3) *Computer-based patient record technology.*
CDC participation in the development of this capability is important to ensure that these systems are potentially compatible with automated public health surveillance systems and maintain patient confidentiality.
- 4) *Strategies to integrate existing and planned information systems.*
Internet can provide the physical framework for improved information exchange and the

establishment of "information superhighways" for public health. Internet application standards for information dissemination should be integrated into plans for existing (CDC WONDER) and planned (CDC INPHO network) systems. Existing CDC surveillance systems (e.g., NETSS, PHLIS) will need modifying, so that common standards and protocols are used and, therefore, data are stored in compatible formats and can be retrieved by easy-to-use interfaces.

- 5) *Field applications of computer technology.*
Examples include the use of electronic forms that recognize information hand-written with an electronic pen. Such devices could potentially reduce data entry efforts and errors, and are already in use by commercial shippers and police departments. These computers can also use cellular transmission links for real-time connections between field staff and central data processing operations, reducing the need to return to the office to download data.
- 6) *Geographic information systems (GISs) and satellite imagery.*
GISs allow geographically oriented information about disease distribution and occurrence to be visually and analytically linked to images of the environment. These images and data can include satellite-generated images, housing or other location data obtained from hand-held Global Positioning Systems (accurate to less than a meter), digitized street maps, and census data. The potential application of this technology to monitoring environmental changes that could affect the emergence of infectious diseases will be assessed.^{70,71}
- 7) *New statistical and mathematical modeling methods.*
New methods for analyzing time-space clustering, GIS data, and data from longitudinal studies need critical assessment for potential applications to the problems of emerging infections. Newer mathematical models can be used in both hypothesis generating and confirmatory analyses, and may provide excellent opportunities for the actual anticipation or forecasting of changes in the incidence or distribution of emerging or reemerging diseases. Mathematical models are also useful for predicting the relative success of alternative prevention strategies (e.g., oral animal rabies vaccine).

Objective I-B. Develop more effective international surveillance networks for the anticipation, recognition, control, and prevention of emerging infectious diseases.

Although infectious disease threats often emerge in regions remote to the United States and are readily

transported here,^{12,51-58,65,72} practical mechanisms for the early detection of such threats, such as international infectious disease surveillance systems, are rudimentary and limited to a few specific diseases. Effective approaches to surveillance on an international scale should include early detection capability and the capacity—national, regional, or international—to generate public health responses.⁷² However, public health infrastructure and infectious disease expertise vary widely from country to country. Even in industrialized nations, more timely and effective information exchange about emerging infectious disease problems is clearly needed.^{73,74} For many developing countries, where this task will be the most difficult, established infrastructures, such as those in place for polio and Guinea worm eradication efforts, and existing resources, such as those available from ministries of health; WHO, the U.S. Agency for International Development, DOD, NIH, and CDC regional laboratories or offices; universities; and non-governmental organizations can assist in efforts to improve international cooperation in detecting and evaluating emerging infectious disease threats.

Activities

i. ***Establish mechanisms for timely and systematic information exchange between public health agencies of different countries about emerging infectious diseases.***

Improved links among public health officials in different countries are needed to facilitate information exchange regarding trends in disease emergence and antimicrobial resistance.^{73,74} CDC will work with ministries of health and international agencies to encourage exchange of surveillance information, adoption of compatible surveillance formats, and implementation of electronic data reporting and dissemination. The Internet international computer network system could facilitate efficient exchange of information. An international infectious disease database will be developed along the lines of the proposed U.S. Infectious Diseases Database described below (See Objective III-A, v).

ii. ***Establish a global consortium of closely linked epidemiology/biomedical research programs/centers to promote the detection, monitoring, and investigation of emerging infections.***

The proposed global consortium will be established in close collaboration with local ministries of health and international agencies. The consortium will operate under the direction of an international steering committee, possibly chaired by WHO, with representatives from CDC and other national and international organizations. A central office will coordinate operations of the consortium and will begin by review-

Table 4. Examples of Potential Members of a Global Consortium of Epidemiology/Biomedical Research Programs/Centers

Existing Networks

- CDC Field Epidemiology Training Programs
- PAHO Polio Eradication Surveillance System
- International Clinical Epidemiology Network
- International Office of Epizootics Worldwide Information System
- WHO Arbovirus and Hemorrhagic Fever Collaborating Centers
- WHO Global Influenza Surveillance Network

Existing Research Facilities

- Caribbean Epidemiology Centre, Trinidad
- CDC: National Center for Infectious Diseases Field Stations (Côte d'Ivoire, Guatemala, Puerto Rico, Kenya, Sierra Leone, Thailand)
- DOD: U.S. Army Research Facilities (Brazil, Kenya, Thailand) and U.S. Naval Research Facilities (Egypt, Indonesia, Peru, Philippines)
- Food and Agriculture Organization Reference Centers (Argentina, Brazil, Colombia, Czech Republic, France, Germany, Hungary, Kenya, Panama, Senegal, Spain, Sri Lanka, Thailand, UK, Uruguay, USA)
- French Scientific Research Institute (e.g., Senegal, Congo, Côte d'Ivoire)
- Instituto de Nutrición para Centro America y Panama, Guatemala
- International Center for Diarrhoeal Disease Research, Bangladesh
- NIH, National Institute of Allergy and Infectious Diseases Supported Facilities (e.g., Brazil, Colombia, Israel, Mali, Mexico, Philippines, Sudan, Uganda, Venezuela, Zimbabwe)
- Pasteur Institutes (e.g., Algeria, Central African Republic, French Guiana, Iran, Madagascar, Morocco, New Caledonia, Senegal, Vietnam)

ing the current and potential capabilities of existing research facilities and surveillance networks.

The committee will assign priorities and select sites for the proposed consortium. Areas of expertise considered critical to the consortium goals of improved detection, monitoring, and investigation of emerging infections include epidemiology, clinical and veterinary sciences, field ecology (e.g., mammalogy, entomology), behavioral science, laboratory microbiology, and

related disciplines. To minimize startup costs and avoid lengthy delays, highest priority for initial inclusion in the consortium would be given to facilities that currently maintain expertise in several of these disciplines (Table 4).

Consortium members will provide training and support to local and regional scientists and public health officials, assist in the formulation of public health policies, and aid outbreak investigations in the region. The facilities and expertise of the consortium would also enhance the likelihood of recognizing biological warfare events, an area of increasing international concern.⁷⁵ In addition to equipping consortium members with the ability to conduct certain critical tests under field laboratory conditions, laboratory and epidemiology back-up will be available from CDC and other collaborating organizations.

Objective I-C. Improve surveillance and rapid laboratory identification to ensure early detection of antimicrobial resistance.

Organisms resistant to antimicrobial agents pose a special threat to public health. In addition to the significant economic impact of antimicrobial resistance, evolution toward a “post-antibiotic era,” when many antibiotics are ineffective, is rapidly becoming possible.^{76,77} Even drugs used in the treatment of common bacterial infections are becoming increasingly ineffective, resulting in prolonged illness and higher mortality rates. With the number of antimicrobial agents under development decreasing, alternative therapies for pathogens such as vancomycin-resistant enterococci may not be available (Figure 5, page 13).^{59,77} For example, FDA approved only five new antimicrobial agents in 1991 and two in 1990, and no new class of antimicrobial drugs is likely to be available in the present decade.⁵⁹ Managing pathogens that are already resistant and preventing the development of antimicrobial resistance in others will require a concerted, multidisciplinary effort.

Moreover, the problem of antibiotic resistance is global. Resistance can emerge rapidly and spread from one geographic area to another and from one organism to another. Recent examples include the international spread of multidrug-resistant *Salmonella typhi* and the introduction by travelers of drug-resistant *Shigella* to the United States.^{59,78,79}

Activities

i. Monitor trends in antimicrobial resistance patterns associated with both hospital- and community-acquired infections.

The development of antimicrobial resistance is a dynamic process requiring continual surveillance of organism susceptibility over time. The surveillance of

drug resistance depends upon the development of standard procedures for organism detection and in vitro susceptibility testing, and the establishment of a system for regular reporting of resistance data to local, state, and national surveillance programs.

Internationally, the management of resistance problems will require extensive cooperation. A high priority for the global consortium of Epidemiology/Biomedical Research Centers noted above (See Objective I-B, ii) will be to initiate a system for the international monitoring and reporting of antimicrobial susceptibility data.

Rapid compilation and analysis of national and international data are critical in providing timely guidelines to health care providers about antimicrobial therapy and in setting vaccine development priorities (See Objectives III-A, iv; III-B, i). For example, as antimicrobial resistance in *S. pneumoniae* emerges, practical information about the extent and distribution of this problem, in addition to modified treatment recommendations, is needed for clinicians to effectively care for patients with such common infections as pneumococcal pneumonia and otitis media.

ii. Develop and evaluate tools for the reliable and rapid detection of antimicrobial resistance.

Rapid screening procedures for antimicrobial resistance will become increasingly important for preventing the spread of disease and for limiting illness and death from drug-resistant pathogens. For example, the rapid identification of rifampin resistance, a marker for MDR *M. tuberculosis*, would permit earlier initiation of appropriate antimycobacterial therapy in individual patients, thereby decreasing their risk for serious disease and shortening the time during which infection could be spread to others.⁸⁰ The wider availability of such new techniques and their broader application to problems such as methicillin-resistant *S. aureus*, vancomycin-resistant enterococci, and aminoglycoside or third generation cephalosporin-resistant Gram-negative bacilli will depend on continued development, standardization, and validation of these techniques.

iii. Determine risk factors for emergence of resistance through applied epidemiologic research.

Risk factor analyses through appropriately designed epidemiologic studies are urgently needed to evaluate important aspects of antimicrobial resistance, such as the relationships between child care facilities and multidrug-resistant *S. pneumoniae*;⁶⁰ the use of antibiotics in livestock feed and resistant *Salmonella*;⁸¹ and predisposing clinical conditions or antibiotic use and vancomycin-resistant enterococci.⁷⁷

Antimicrobial usage patterns in clinical practice and animal husbandry may significantly impact the

emergence of resistant organisms through selective pressure, but further studies are needed to better characterize this impact and develop effective interventions. Molecular epidemiologic techniques, for example, have been useful in Sweden in tracing the potential spread to a human host of a trimethoprim-resistance gene in *E. coli* from antibiotic-fed swine.⁸²

Objective I-D. *Strengthen and integrate programs to monitor and prevent emerging infections associated with food/water, new technology, and environmental sources.*

Potential sources of human infections change as society evolves. For example, microbiologically safe food and potable water, once considered standard amenities in most industrialized countries, are threatened by various emerging pathogens, even in the United States. As trade and economic developments such as the North American Free Trade Agreement take place, the globalization of food supplies is likely to have an increasing impact on foodborne illnesses. In addition, technologic changes, such as new (invasive) medical devices, may increase the risk of nosocomial infections, and changing human behavior and demographics may increase exposure to environmental sources of infectious agents, such as soil and surface water. These potential sources of emerging infections are diverse and cross the lines of various scientific disciplines and government agency responsibilities. Coordination between CDC and regulatory agencies, such as FDA, the U.S. Department of Agriculture (USDA), and the Environmental Protection Agency (EPA), is essential because surveillance and investigation of human disease can identify the need for new regulations as well as evaluate the effectiveness of existing ones.

Activities

i. *Evaluate technologic aspects of food processing and water treatment that may promote infectious disease emergence.*

Priority areas for increased epidemiologic evaluation and applied research will include 1) assessing the impact of technologic changes in food production, including pasteurizing eggs, treating chicken carcasses with disinfectant, and using automated cooking machinery in restaurants, on foodborne disease; 2) determining the risk of meat contamination related to various slaughter practices, such as using “distressed animals,” slaughtering animals on a horizontal surface instead of hanging vertically, or perfusing carcasses with cold saline to chill them; 3) assessing the safety of drinking water, determining the etiologic agents and impact of waterborne gastroenteritis outbreaks, and evaluating the effectiveness of measures, such as reverse osmosis filters, to reduce waterborne

illness; and 4) developing new tools for the rapid and reliable detection of microbial contamination in food and water.

In addition, because foodborne and waterborne infections that emerge abroad can affect U.S. as well as foreign populations, international efforts are also warranted. Improving the microbiologic safety of drinking water and food production in developing countries is critical to decreasing morbidity and mortality there, particularly in children, and is further needed to ensure the safety of the increasing amounts of food imported to the United States from these areas. In this regard, additional priorities will be 1) developing simple and sustainable measures to improve the safety of drinking water in developing countries with techniques such as narrow-necked water vessels or point-of-use filtering and disinfection, and 2) improving the hygienic standards of restaurants, street vendors, and food wholesalers.

ii. *Assess the impact of modern medical devices on the emergence and prevention of nosocomial infections.*

Use of invasive medical devices, such as indwelling catheters, often carries a risk for infection. Understanding the pathogenesis of these infections, evaluating new medical devices, and developing innovative prevention methods will be crucial in limiting infections in patients and protecting health care workers who use new devices. Applied research in the pathogenesis of intravascular catheter infections has already led to the production of a silver-ion coated catheter that may reduce infection rates. CDC must work closely with FDA and others to identify and evaluate problems associated with new medical devices.

iii. *Investigate environmental sources of infection and formulate effective control measures.*

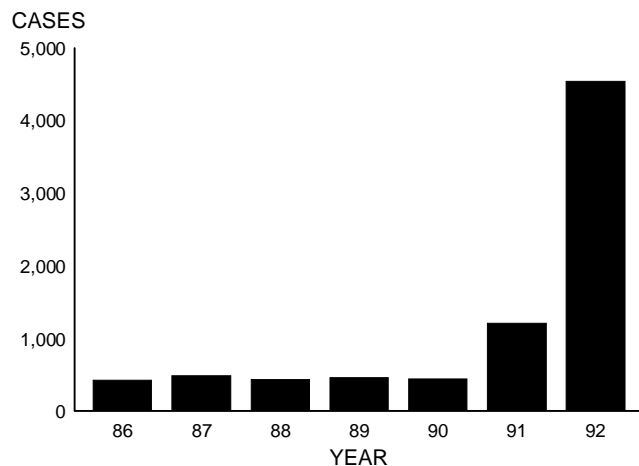
Many diseases, such as coccidioidomycosis, histoplasmosis, botulism, legionellosis, intestinal helminthiasis, and primary amoebic encephalitis, are caused by organisms that reside primarily in the soil or water. The environmental and climatic phenomena that influence the emergence or reemergence of such diseases have not been systematically evaluated. Expanded research is needed to better understand these events and enhance our ability to predict and control these infections. For example, existing technology, such as aerial photography and satellite imaging techniques, has been applied to the detection of root lice (grape phylloxera) that is attacking vineyards in central California; similar applications are needed for human infections.

The careful assessment of meteorologic events, such as prolonged droughts in California (see Box)⁸³ or extensive flooding in the midwestern United States, may

Coccidioidomycosis in California

Since 1991, California has experienced large increases in the number of reported cases of coccidioidomycosis (valley fever). Symptomatic coccidioidomycosis has a wide clinical spectrum, ranging from mild influenza-like illness to serious pulmonary disease to widespread dissemination. Among persons who become infected, blacks, Filipinos and other Asians, Hispanics, and women who acquire the primary infection during the later stages of pregnancy are at increased risk for disseminated disease. The recent outbreak may have been associated with weather conditions, especially a protracted drought followed by occasional heavy rains. The magnitude of the outbreak may be partially explained by recent migration of persons previously unexposed to *Coccidioides immitis* into areas of California where coccidioidomycosis is endemic. This outbreak illustrates how factors such as weather and demographic changes can affect the emergence of public health problems from infectious diseases.

Figure. Reported cases of coccidioidomycosis, by year—California, 1986-1992



provide valuable clues about the emergence of infectious disease. In situations such as widespread flooding, the ability to rapidly mobilize field teams to establish effective surveillance for emerging infections can be critical to early recognition and intervention.

In coordination with other groups, CDC will use available data about infectious disease threats caused by environmental changes to formulate intervention plans. Interventions might include evaluating or modifying a planned project, such as a new dam or irrigation project, to reduce the risk of altering the environment in a way that might promote emergence of infectious diseases. Although environmental impact

statements are usually required before governmental approval of such projects, the panels that review proposals generally do not have infectious disease expertise. Participation in this review process by appropriate infectious disease experts would help ensure that a project's potential to foster the emergence of infectious diseases is considered.

Objective I-E. Strengthen and integrate programs to monitor, control, and prevent emerging vector-borne and zoonotic diseases.

Emerging pathogens maintained in animal reservoirs and transmitted to humans through food, arthropod vectors, or other means or are maintained in human reservoirs and transmitted from person to person by arthropod vectors pose ongoing threats to public health.⁸⁴ However, effective programs to monitor and control these threats are limited or nonexistent. Vector-borne and zoonotic diseases overlap extensively, and effective prevention and control of infections in both categories require well-integrated, multidisciplinary programs and a thorough understanding of the complex ecologic relationship between humans, insects, and animals.

Activities

i. Monitor the distribution of animal reservoirs and vectors associated with human disease.

Surveillance systems for important infectious disease vectors and animal infections that threaten human health, including studies of the prevalence of potential human pathogens in animal populations, are a key component of efforts to address emerging vector-borne and zoonotic diseases. The surveillance infrastructures discussed previously (Objective IA) may be used for this purpose. Priorities for surveillance include potential rodent reservoirs of hantavirus; rabies in raccoon populations (Figure 6, page 14); *Cryptosporidium* in cattle and wild ruminants such as deer; *Echinococcus multilocularis* in dogs and other canids; the distribution of tick vectors of Lyme disease and Rocky Mountain spotted fever; the distribution of mosquito vectors of arboviral encephalitides, dengue, and yellow fever (YF) (see Box, page 25); and the occurrence in humans, ticks, and potential animal reservoirs of emerging agents such as *Ehrlichia chaffeensis* (see Box, page 25). The potential use of satellite imagery or similar technology to anticipate changes in vectors, animals, and the environment that would directly affect the incidence of infectious diseases will be assessed.

In a cooperative project by CDC, USDA, DOD, the University of Florida, and other Florida state agencies, GISs and satellite imagery are being used to develop models to predict regions of high risk and periods of unusually high encephalitis virus activity.

Monitoring Yellow Fever in Kenya, East Africa

YF is a mosquito-borne viral disease that produces human mortality rates as high as 80%. In Africa and South America, many non-human primates maintain the infection in so-called sylvatic (jungle) transmission cycles. Humans contract the disease when bitten by mosquitoes that have been infected by primates. Many human deaths occurred in a 1992-93 outbreak in western Kenya. This outbreak was the first documentation of extensive YF transmission in that country. Although an emergency vaccination campaign protected close to 1 million people, a much larger population, living within 150 km of this region, will be at risk if transmission continues its apparent southward movement. The situation is particularly serious because common household mosquitoes like *Aedes aegypti* can transmit YF and cause massive urban epidemics if infected persons are bitten by domestic mosquitoes.

Urban epidemics could occur throughout Kenya and adjacent countries if infected persons or mosquitoes are transported to other areas. Therefore, ecologic conditions that favor increased sylvatic transmission in eastern Africa must be identified. An intensive entomologic/epidemiologic survey conducted in March 1993 demonstrated a clear association between YF transmission and well-defined vegetational zones. Techniques such as GIS analysis would be ideal tools for mapping these vegetational zones and predicting shifts in sylvatic transmission patterns, thereby helping target areas for vaccination campaigns.

These models may provide health officials with timely information for implementing early prevention and control strategies (personal communication; PB Ladd, Centers for Epidemiology and Animal Health, USDA).

- ii. **Expand applied research on vector competence, distribution of infectious agents among known reservoirs and potential hosts, and ecologic factors contributing to the maintenance of vector-borne and zoonotic diseases in nature.**

Better understanding of animal reservoirs and vectors of infectious agents is important in anticipating and controlling emerging infections. For example, research to improve understanding of competence and life cycles of tick species that harbor *Borrelia burgdorferi* could lead to control strategies for Lyme disease. Similarly, research on *Aedes albopictus*, which was recently introduced into the United States and is a potential vector for the virus that causes eastern equine encephalitis, could identify other pathogens that use this mosquito as host. In addition, researchers could discover vectors for diseases not yet

Human Ehrlichiosis, 1985–1992

Human ehrlichiosis is a newly recognized rickettsial disease. The etiologic agent, *Ehrlichia chaffeensis*, was isolated at CDC in 1990. From 1985 through 1992, 297 infected persons were identified in 27 states. Most patients experience fever, rigors, malaise, arthralgias, and nausea. Seven deaths have been associated with this disease, including one in a 6-year-old child. Complications, which are more likely in persons more than 60 years of age, include disseminated intravascular coagulation, renal dysfunction or failure, cardiomegaly, seizures, and coma.

Because this emerging disease is not familiar to most clinicians and no system for national surveillance exists, its impact on public health both here and abroad is probably underestimated. In an active surveillance study in Brunswick, Ga., conducted in partnership with the Georgia Department of Human Resources and Glynn Brunswick Memorial Hospital, the rate of ehrlichiosis (5.3/100,000 population) exceeded by more than sixfold the rate of Rocky Mountain spotted fever during the same time period. This high rate in conjunction with potentially severe clinical outcome suggests that better surveillance for this important and emerging tick-borne infection is urgently needed.

known to be vector-borne. For example, research is needed to determine whether arthropod vectors exist for cat scratch disease, bacillary angiomatosis, and septicemic disease caused by *Rochalimaea* species and to better define the role of microcrustacean copepods in the environmental persistence and transmission of waterborne cholera.

Goal II *Integrate laboratory science and epidemiology to optimize public health practice.*

Objective II-A. *Expand epidemiologic and prevention effectiveness research.*

To effectively address the threats of emerging infections, CDC and its partners must build upon traditional strengths in outbreak investigation and increase emphasis on development, implementation, and evaluation of prevention measures for emerging infectious diseases. These efforts will include behavioral risk factor studies, economic analyses of the impact of infectious diseases, and evaluations of the cost-effectiveness of new interventions and new diagnostic techniques.

Activities

i. Determine which behaviors prevent or foster emerging infections and how to promote or discourage these behaviors.

Human behavior is often a key determinant in the emergence of new diseases, and changing human behavior is often the most cost-effective (and sometimes the only practical) prevention strategy. Often, critical behaviors that put people at risk are initially unknown. Prompt field investigation of outbreaks can identify these critical behaviors and lead to effective emergency and long-term control measures for the infection. Knowing which behaviors will modify risk is a crucial first step in understanding disease transmission; however, implementing and sustaining effective behavioral changes may be a more difficult challenge. Efforts should focus on determining what message to disseminate, how best to communicate the message, and how to effect and sustain behavioral changes, recognizing that the approach may vary depending on the particular behavior and target group in question (Table 5). Messages are often most effective before unsafe behaviors develop; thus, particular attention should be given to educational efforts targeted at children and adolescents.

ii. Characterize the impact of well-established and emerging infectious diseases on public health in the United States.

Information on length of disability, physician visits, hospitalizations, late sequelae, and deaths due to infectious diseases is extremely limited. Moreover, current illness classifications underestimate the impact of infectious diseases; for example, while ICD-9 classifies injuries together, it distributes infectious diseases among several categories, obscuring their public health impact. Existing databases of hospital discharge records, outpatient visits, and pharmacy records should be analyzed to develop a comprehensive general assessment of the impact of infectious diseases. This assessment will include critical evaluations of the economic impact of emerging and other infections that will allow realistic intervention strategies to be developed, on the basis of both health and economic indicators.

iii. Evaluate effectiveness and economic benefit of strategies to prevent emerging infectious diseases.

After prevention strategies are formulated and implemented, they must be evaluated for effectiveness. For example, studies should assess the extent of the implementation and the impact of guidelines issued to prevent infections in child care facilities. Further, implementing prevention measures on a broad scale requires economic information. Some preventive strategies and vaccines are not used because of a

Table 5. Behaviors Shown to Reduce the Risk of Emerging Infections

- 1) Cooking hamburger thoroughly to prevent *E. coli* O157:H7 infections.
- 2) Using narrow-necked water containers to reduce the risk of cholera in homes without running water in cholera-endemic areas.
- 3) Practicing good hygiene with diapered children in child care facilities to reduce transmission of rotavirus, *Shigella*, *Giardia*, *Cryptosporidium*, *E. coli* O157:H7, and other agents of diarrheal disease.
- 4) Practicing safer sex to prevent the transmission of HIV and other sexually transmitted infections.
- 5) Eliminating artificial water containers around homes to limit urban habitats of dengue-carrying mosquitoes.

perceived lack of cost-effectiveness. However, because formal cost-benefit analyses have not been performed for most of these options, some effective and available public health options may have been overlooked.

iv. Through an extramural program for emerging infectious disease surveillance, epidemiology, and prevention, enhance public health partnerships between CDC, health departments, academic centers, and community groups.

In 1973, the CDC extramural infectious disease research program was discontinued. Currently, extramural funding is available only for a few targeted areas of research, such as HIV/AIDS and Lyme disease. As noted in the 1992 IOM report, reestablishing this program would fill gaps in existing support for epidemiologic and prevention effectiveness research. Such a program would also enhance ties between CDC and the public health community; promote career paths; foster alliances among academia, public health, and private industry; and establish a national resource for responding to emerging infectious diseases.

Objective II-B. Improve laboratory and epidemiologic techniques for the rapid identification of new pathogens and syndromes.

Both nationally and internationally, CDC is often relied upon to characterize new infectious disease syndromes, identify etiologic agents, and train others to perform these tasks. For example, in recent years,

CDC was instrumental in finding the causes of Legionnaires' disease, TSS, and HPS and in describing the epidemiology of Lassa fever.^{23,47-50,85,86} CDC's unique capability to rapidly apply laboratory and epidemiologic expertise to the identification of new or previously unrecognized pathogens is a critical public health resource.

Activities

i. **Establish the means for early, systematic evaluation of newly recognized pathogens or syndromes of probable infectious etiology.**

Improved information exchange among CDC, state and local health departments, and health care providers outlined in Objectives I-A and III-A will increase the likelihood that new infectious diseases will be recognized earlier. The Sentinel Surveillance Networks and population-based Emerging Infections Epidemiology and Prevention Centers, as well as special studies and outbreak investigations, can systematically look for evidence of emerging diseases. Because of recent experiences with hantavirus, for example, an early priority will be to apply newly developed diagnostic techniques in the assessment (through active surveillance and focused clinical evaluations) of unexplained ARDS.^{49,50}

ii. **Improve laboratory capabilities to identify and characterize emerging pathogens.**

Essential laboratory activities include histopathologic evaluation of specimens, isolation of etiologic agents in culture, and use of modern molecular tools to identify agents that cannot be easily cultivated (e.g., amplification of 16S ribosomal RNA sequences to identify the etiologic agents of Whipples disease and bacillary angiomatosis).⁸⁷ Also part of this process is the ongoing accumulation and maintenance of specimen banks (e.g., serum, tissue, and pathogen isolates) which are critical to the comparative analyses that must take place to identify and characterize new pathogens (See also Objective IV-B, iii).

iii. **Refine and expand the epidemiologic applications of new techniques for typing/subtyping emerging pathogens.**

Accurate typing (or subtyping) of infectious agents is critical to many modern epidemiologic investigations. Phenotypic techniques (e.g., biotyping, serotyping, immunoblotting, electrophoretic typing), in addition to the newer molecular (genotypic) tools, are becoming increasingly important in tracing the spread of disease-causing strains, linking specific strains to point sources during outbreaks, and determining the virulence characteristics and pathogenesis of agents of emerging infectious diseases.^{28,88} The molecular tools (e.g., restriction endonuclease analysis, pulsed-field

gel electrophoresis, polymerase chain reaction) are particularly helpful in elucidating the clinical and epidemiologic characteristics of uncultured microbial pathogens.⁸⁷ The ability to understand the transmission of infectious diseases and the virulence characteristics of disease-causing strains is strongly enhanced when epidemiologic investigations are complemented by effective subtyping of infectious agents.⁸⁸ For example, molecular epidemiology was instrumental in documenting the transmission of HIV in a dentist's practice in Florida.⁸⁹ Typing/subtyping has been used as an epidemiologic tool to address many other infectious disease problems, including the relationship between foods and listeriosis⁹⁰ and the international spread of an epidemic-causing clone of group A *N. meningitidis*.^{91,92}

The various techniques derived from immunology, biochemistry, and genetics for typing or subtyping pathogens are often referred to collectively as *molecular epidemiology*.⁸⁸ For a typing or subtyping method to improve understanding of epidemiologic phenomena, it must be reproducible and sufficiently discriminating to discern important epidemiologic relationships among different strains of the same species. For example, development of effective typing systems for *Aspergillus* might help identify environmental sources of outbreaks of invasive aspergillosis among hospitalized patients. New methods must be carefully evaluated according to the criteria of cost and ease of application. Subtyping can be a cost-effective public health tool when used to detect epidemics quickly and prevent their spread. (see Boxes, page 28) These techniques were critical in identifying Brazilian purpuric fever (BPF) as a new disease. After epidemiologic studies showed that BPF was more likely to occur in children with a recent history of conjunctivitis, molecular epidemiologic techniques (plasmid profiles, multilocus enzyme electrophoresis and ribotyping) demonstrated that the common noninvasive bacterial pathogen, *H. influenzae* biogroup aegyptius, had developed new virulence properties resulting in severe and often fatal systemic disease. Some of these techniques, such as plasmid profiles, also provide a basis for direct identification and description of newly acquired virulence factors.

iv. **Reestablish a core program in human and animal infectious disease pathology.**

CDC activities in the evaluation and control of emerging infectious diseases require pathology support to identify new or previously unrecognized infectious agents as well as to better characterize the pathophysiology and anatomic distribution of known agents in humans and in animal models. CDC needs to strengthen its capability in human and veterinary infectious disease pathology through replenishing expertise at CDC and through enhancing partnerships with academic pathologists, offices of medical examiners, and others. Infectious disease pathologists have

Diagnostic Assays and Reagents for Detecting Measles Virus

Between 1989 and 1991, more than 50,000 cases of measles, with 11,000 hospitalizations and 100 measles-associated deaths occurred in the United States. This resurgence of measles disease underscored the need for new assays to characterize measles virus infections. CDC investigators have developed serologic and antigen detection assays to diagnose acute infection and demonstrate prior immunity and have used genomic studies to characterize the infecting virus. These assays have distinguished measles from outbreaks of other rash illnesses, such as rubella or human parvovirus B19; identified vaccine-driven antigenic changes in wild measles viruses; demonstrated that mild and asymptomatic measles infections may be common in vaccinated populations; and distinguished wild-virus disease from vaccine-induced disease. These assays are essential to understanding the epidemiology of measles in vaccinated populations.

Pulsed-field Gel Electrophoresis of *E. coli* O157:H7

E. coli O157:H7 strains are difficult to distinguish by classic methods. Pulsed-field gel electrophoresis, a newer subtyping method adapted for *E. coli* O157:H7 by CDC investigators, was used during the fast-food restaurant hamburger outbreak in western states in January 1993. Using this method, CDC investigators demonstrated that strains from patients in four states and from the suspect hamburger patties were indistinguishable from each other and different from the more than 100 strains in CDC's collection.

Multilocus Enzyme Electrophoresis of Group C *N. meningitidis*

In the past several years, an increasing number of serogroup C meningococcal outbreaks have been reported in the United States. Multilocus enzyme electrophoresis, which further differentiates among organisms of the same serogroup, has aided in the early identification of outbreaks by establishing that isolates from outbreak-associated cases were identical, in contrast to cases of sporadic disease, which are usually caused by a variety of strains. This information is critical to the formulation of optimal vaccination strategies in affected communities.

been crucial in elucidating emerging infections such as cat scratch disease and bacillary angiomatosis, ocular and systemic microsporidiosis, and HPS.

An active program in infectious disease pathology also forms an important avenue of communication between CDC scientists and practicing clinical pathologists who submit specimens for diagnostic evaluation from patients with suspected infectious diseases. These specimens may provide sentinel indicators of new pathogens and emerging diseases. Finally, CDC will consider establishing cooperative training programs with universities in infectious disease pathology, analogous to those under consideration for clinical infectious diseases.

Objective II-C. *Ensure timely development, appropriate use, and availability of diagnostic tests and reagents.*

Efforts will focus on providing well-standardized, economical, high performance tests for diseases whose earlier diagnosis would enhance treatment and decrease spread, especially diseases for which private industry or other institutions are not likely to develop diagnostic tests and reagents.

Activities

i. *Develop and evaluate new diagnostic tools for emerging infections.*

Improved tools to diagnose important emerging infections, such as Lyme disease, would facilitate earlier treatment, thereby decreasing disability and medical costs. Developing, evaluating, and applying tools to diagnose infectious diseases that are considered rare or exotic are also needed, as are better diagnostic tools capable of distinguishing acute from prior infections.

Since commercially developed diagnostic tools may have uncertain sensitivity and specificity, evaluating diagnostic tests is an important public service to be carried out by CDC and its partners.

ii. *Maintain diagnostic and reference reagents for the identification of emerging pathogens.*

CDC proposes to renew its commitment to maintaining diagnostic and reference reagents to support outbreak investigations; to provide backup for state, local, and clinical laboratories; and to distinguish known infectious diseases from new and emerging ones. Partnerships with universities and private industry will be helpful in maintaining this capability.

Objective II-D. Augment rapid response capabilities for vaccine delivery and expand evaluation of vaccine efficacy and the cost effectiveness of vaccination programs.

The National Vaccine Program (NVP) coordinates the nation's efforts in the development, administration, and evaluation of vaccines. CDC will continue to contribute both its laboratory and epidemiologic expertise to this effort, including support of the President's Childhood Immunization Initiative.

Activities:

i. Improve rapid response capability and coordinated contingency plans for the emergence of new strains of known pathogens, particularly influenza, that threaten to cause pandemic disease.

CDC, FDA, NIH, NVP, private industry, and others must work together to address new, and possibly more dangerous, strains of known pathogens. Influenza A viruses, for example, have undergone major antigenic shifts at unpredictable intervals, causing pandemics with high morbidity and mortality. During this century, influenza pandemics occurred in 1918, 1957, 1968, and 1977. The pandemic of 1918 was the largest in recent history, causing an estimated 500,000 deaths in the United States and 20 million worldwide. New strains of influenza have often emerged in Asia, making virus surveillance on an international scale critically important to detecting and monitoring the emergence, spread, and impact of new strains (see Box, page 16). To lessen the impact of the next pandemic, contingency plans developed in 1977, and modified a decade ago, will be updated by CDC and others in cooperation with NVP. Implementation of these plans will help ensure that the recognition of new influenza strains capable of causing pandemic disease is followed by prompt reformulation of vaccines and development of recommendations for administering vaccines and antiviral drugs.

ii. Expand the use of CDC specimen banks and diagnostic test development in the identification of prospective vaccine components.

CDC is well positioned to identify promising protective antigens for use in vaccines because its broad-based surveillance systems and development of diagnostic tests have resulted in representative collections of etiologic agents and candidate antigens. Once potential antigens are identified by state-of-the-art molecular techniques, they can be evaluated in animal models, and the most promising ones can be selected for vaccine development. Diseases for which new or improved

vaccines are needed include Lyme disease, meningococcal disease, pneumococcal disease, hepatitis E, RSV, and malaria.

iii. Evaluate vaccine efficacy and the costs and benefits of vaccination programs for emerging infections.

Evaluating the efficacy of and the immunologic response to vaccines against diseases such as those caused by *S. pneumoniae*, *H. influenzae* type b, and *N. meningitidis*; hepatitis A, hepatitis B, group A rotavirus, and influenza viruses; and *Plasmodium* is a critical step in vaccine development. As new vaccines for emerging pathogens are developed, CDC and its partners will need to focus on their evaluation, particularly of postlicensure performance.

In addition, available information about vaccine efficacy and duration of protection, as well as surveillance information, will be used to develop appropriately targeted and cost-effective vaccination strategies (see Box, page 30). Economic analyses will be an important part of this process.

Goal III Enhance communication of public health information about emerging diseases and ensure prompt implementation of prevention strategies.

Objective III-A. Use diverse communication methods for wider and more effective delivery of critical public health messages.

Surveillance data, results of epidemiologic outbreak investigations, recommendations developed from risk factor analyses, and other forms of public health information relevant to emerging infections are of little value unless they reach the appropriate audiences (e.g., public health policy makers, health care professionals, the public) in the form of effective public health messages. To effectively deliver important public health information, CDC and its partners must expand and diversify the mechanisms used to inform constituencies. An important first step in this process will be to inventory existing informational materials at CDC and elsewhere and to set up a clearinghouse for their distribution.

Activities

i. Develop and distribute educational materials about CDC's emerging infections prevention programs to health care professionals.

These materials will include videos for commercial, public, and cable TV programs; video and printed

Vaccination Strategies for Meningococcal Disease

Between 1981 and 1990, 10 outbreaks of group C meningococcal disease were identified in the United States.⁹³ In contrast, between 1991 and 1993, eight such outbreaks have been reported. Since the disease has a mortality rate of about 15% and survivors may have severe complications, including limb amputation and neurologic deficits, even small numbers of cases frequently create intense public concern and require a rapid response by local and state public health authorities. The only effective means of controlling outbreaks of this disease are mass vaccination campaigns. However, the decision to vaccinate a large population for group C meningococcal disease is difficult.

Current work at CDC to develop specific guidelines for management of group C meningococcal disease outbreaks will require analysis of available surveillance data to facilitate early detection and cost-benefit analyses of potential prevention and control strategies. Long-term management of group C outbreaks will require enhanced nationwide surveillance of this disease.

materials for use in public health clinics; and slide sets or other training materials (e.g., for cholera, HIV/AIDS and other STDs, neonatal group B streptococcal infections, hepatitis B, and occupationally acquired infections) for use by health care professionals and others, who could help expand the dissemination of such information through lectures, workshops, and other educational activities. Educational efforts should also be directed toward medical schools to ensure that physicians-in-training understand the importance of surveillance and their responsibility for proper notification of public health authorities.

ii. Enhance media awareness and understanding of CDC's scientific publications on emerging infections.

CDC currently produces informational materials that address many important public health problems. Media packages for soon-to-be-released publications about emerging infections are needed to ensure that the correct messages about these new threats are communicated effectively. For example, brief video segments will be developed to accompany the distribution of important *Morbidity and Mortality Weekly Reports (MMWRs)* that appeared in the recently introduced series, "Emerging Infectious Diseases."

CDC staff should be prepared to respond to media or public inquiries, particularly during field investigations that command national attention (e.g., the recent outbreaks of rodentborne HPS and waterborne cryptosporidiosis). Effectively responding to such inquiries will require identifying the appropriate individuals for

interviews, distributing press packets and pamphlets, and providing technical information specialists who can respond to public inquiries from segments of society with differing levels of medical sophistication.

iii. Expand distribution of MMWR and other important public health information sources.

MMWR is CDC's primary mechanism for rapidly disseminating important public health information to a wide range of national and international constituents. Because of resource restraints, distribution of free copies of *MMWR* to medical students, general health care practitioners, and others ceased in 1981. Although coordination with other medical publications has greatly assisted with the dissemination of information contained in *MMWR*, further broadening the distribution of *MMWR*, in electronic as well as printed format, would substantially enhance CDC's ability to provide health professionals with critical updates on infectious (and other) diseases.

iv. Disseminate laboratory information to private and public health laboratories, hospitals, and practicing physicians about emerging infectious diseases and antimicrobial drug resistance.

The scope of *MMWR* should be broadened, or a new publication should be created to report on important laboratory developments in public health. Regarding resistance to antimicrobial drugs, CDC, in coordination with state and local health departments, will assist in ensuring that physicians receive better and more timely information about which drugs should be used as first-line therapy in their locale and which are likely to fail. Also needed to slow the pace of development of antimicrobial drug-resistance are more detailed guidelines regarding the use of first-line drugs for uncomplicated infections.

v. Create an accessible and comprehensive U.S. Infectious Disease Database that increases awareness of infectious diseases, facilitates their prompt recognition, and promotes public health action.

The Infectious Disease Database will synthesize information from the many surveillance activities and contain updated information on 1) antimicrobial resistance, 2) foodborne infectious diseases, 3) outbreaks of infectious diseases, 4) synopses of diseases and syndromes, 5) travelers' health, 6) trends in the incidence of infectious diseases, 7) vaccine and antimicrobial drug availability, and 8) vaccine guidelines. The database will provide information in print and on computer networks and will conform to the guidelines and standards established in the CDC Comprehensive Plan for Public Health Surveillance (1992 Status Report).

Raccoon Rabies

Canine rabies was all but eliminated throughout the United States in the 1950s through the use of effective veterinary vaccines; in the 1960s and 1970s, wildlife rabies predominated in the approximately 3,000–4,000 diagnoses annually. During 1990, 1991, and 1992, 4,881, 6,975, and 8,645 cases of animal rabies were reported, respectively. Increases were due primarily to the epizootic spread of raccoon rabies from the mid-Atlantic region into the northeastern United States. Unprecedented numbers are now being reported from portions of New England, once largely free from terrestrial rabies. Because of their distribution and abundance, particularly in urban areas, raccoons are expected to play a major role in the spread of this epizootic to new areas for years to come. Although no raccoon-associated cases of human rabies have yet been reported, already scarce public health resources are being reallocated to prevent this eventuality. Included in this reallocation are increased funds for specimen collection, submission, and diagnosis; animal control activities; companion animal vaccination; public education; and human treatment for suspected rabies exposures. Increasing expenditures for postexposure prophylaxis are critically straining existing resources.

New approaches need to be developed to contain this epizootic and prevent human infections. Until recently, long-term, cost-effective methods to control rabies in free-ranging animals were not available. However, recently, new animal rabies vaccines have been introduced that can be incorporated into edible baits. Such techniques have already been used to successfully control fox rabies in Ontario, Canada, and in 12 European countries and should be evaluated for controlling racoon rabies in the United States.

Objective III-B. *Establish the mechanisms and partnerships needed to ensure the rapid and effective development and implementation of prevention measures.*

In addition to information dissemination, implementation of prevention measures includes developing and ensuring the correct use of guidelines, providing critical prevention materials to constituencies, and working with agencies that have regulatory authority, such as FDA, to remove dangerous products from the consumer market (as occurred with certain tampons implicated in TSS) or with EPA and USDA/FDA to help ensure microbiologically safe water and food, respectively.

Activities

i. *Develop, evaluate, and assist in the implementation of guidelines for preventing emerging infectious diseases.*

CDC guidelines, such as the Guidelines for Treatment of Sexually Transmitted Diseases and Guidelines for Prevention and Control of Nosocomial Infections, provide direction for health care professionals who take care of patients or develop local regulations. CDC will continue this important activity to review available data and develop future guidelines in cooperation with advisory groups such as ACIP and the Hospital Infection Control Practices Advisory Committee.

In addition, guidelines analogous to those for preventing nosocomial infections will be developed to prevent infections in other institutional settings, including nursing homes, prisons, and child care centers. For example, CDC has collaborated with FDA to produce videotapes for safe food handling in nursing homes, where foodborne infections are most likely to have serious, or even fatal, results. Similar efforts are needed to promote the appropriate use of antimicrobial drugs and infection control procedures in nursing homes.

FDA and CDC have also collaborated to produce guidelines for the prevention of foodborne infections in persons with immunosuppression. This video, entitled "Eating Defensively: Food Safety Advice for AIDS Patients," is available through the National AIDS Clearinghouse, which has already distributed more than 10,000 copies. In addition, the formation of community-based health action groups—made up of state and local health officials, clinicians, and others—would increase support for recommendations.⁹⁴

Coordination and ongoing communication with professional organizations that issue guidelines or practice parameters to their members (such as the American Academy of Pediatrics, the American College of Obstetricians and Gynecologists, the American College of Physicians, the American College of Emergency Physicians, and the American Academy of Family Physicians) will maximize the consistency of guidelines for health care professionals.

ii. *Establish the programs and mechanisms to provide critical prevention materials to state and local health departments and other partners and constituents.*

Providing prevention materials to state health departments will ensure that target groups have ready access to such materials. Examples of these materials include brochures about food safety, prevention of infectious diseases in child care centers, and travelers' health information; vaccines and other biologics; in-

structions for emergency water treatment; point-of-use water treatment devices; and pesticides for emergency vector control. Provision of these materials often involves interagency cooperation, such as CDC working with EPA to facilitate pesticide approval or waiver processes during public health emergencies. This type of cooperation is also needed during periods of increased threat from reemerging zoonotic diseases, such as raccoon rabies, when innovative means for vaccine delivery may be helpful (see Box, page 31).

iii. **Establish a coordinated approach for responding to increased demand for (as well as shortages and inappropriate use of) drugs and biologics.**

A network of specialists, including representatives from FDA, DOD, USDA, NIH, and industry, who would systematically exchange information about problems related to the availability and use of drugs and biologics is needed. This group would evaluate current or anticipated shortages of and increased demand for drugs, biologics, or related medical devices. Recruitment of professionals with expertise in pharmacology and epidemiology would be particularly helpful. This group would also initiate necessary actions related to the

Investigation of Hantavirus Pulmonary Syndrome in the United States, 1993⁴⁷⁻⁵⁰

The importance of and need for core public health functions are demonstrated by the outbreak of disease in 1993 that was first detected in the Southwest when a physician there observed an unusual cluster of fatal cases of adult respiratory distress syndrome (ARDS) in young adults.

Subsequent investigations involved the cooperative efforts of clinicians, laboratorians, ecologists, epidemiologists, and others, representing several organizations and agencies including the Navajo Nation Division of Health; the Indian Health Service; the New Mexico Department of Health and the Office of Medical Investigations; the University of New Mexico School of Medicine; state health departments in Arizona, Colorado, and Utah; DOD; and CDC.

Testing done at CDC on specimens collected during these investigations included screening for various infectious agents. The diseases and agents considered in the differential diagnosis included bacteria (plague, tularemia, anthrax, legionellosis, leptospirosis, *Mycoplasma*, *Chlamydia*), viruses and rickettsia (influenza, parainfluenza, respiratory syncytial virus, adenoviruses, cytomegalovirus, arenaviruses, hantaviruses, filoviruses, Q fever), fungi (coccidioidomycosis, cryptococcosis, histoplasmosis), and protozoa (*Pneumocystis*). This intensive investigative process revealed infection by a previously unrecognized hantavirus. The efforts involved in identifying this agent demonstrated the need for maintaining professional expertise concerning a broad array of infectious agents, some of which are not necessarily considered to be of high public health priority today.

Clinicians have since diagnosed and reported more than 50 cases of HPS (more than half fatal) in persons from 15 states: Arizona, California, Colorado, Idaho, Indiana, Kansas, Louisiana, Minnesota, Montana, New Mexico, North Dakota, Nevada, Oregon, South Dakota, and Texas. Illnesses in more

than 70 persons with ARDS reported from many other state health departments also are being investigated by CDC.

Because hantavirus infections have been transmitted in laboratory settings and because disease associated with this new strain has been fatal in most cases and has no known effective antiviral treatment, much of the laboratory work must be carried out in high-level biocontainment facilities.

This is a newly recognized virus and a newly recognized disease. No one yet knows the extent of the disease, its geographic and temporal trends, its clinical spectrum, or the ecology of the infectious agent in rodent reservoirs. Also needed are specific diagnostic tests that can be used by public health and clinical laboratories, optimal treatment strategies, and public and professional educational programs.

Working with state and local health departments, other federal agencies, private health care providers, academia, private industry, community organizations, and other appropriate groups, CDC is undertaking the following activities to address the problem:

- National surveillance
- Determination of the ecology of hantaviruses in rodents
- Expansion of diagnostic capabilities
- Definition of pathogenetic mechanisms and immunologic responses to hantavirus infections
- Assessment of therapeutic regimens in confirmed and suspected cases
- Development and evaluation of public and professional educational materials and programs
- Development and evaluation of rodent control and risk reduction strategies

availability of drugs and biologics; such actions include procuring needed materials, establishing reserve supplies, identifying target populations, and expediting distribution. The provision of primaquine for malaria, sulfadiazine for toxoplasmosis, and antitoxin for botulism are recent examples of how CDC has responded to such challenges.

Another critical component of this activity will be to address the use of antimicrobial drugs by clinicians and their patients. The current crisis in antimicrobial resistance cannot be adequately managed without dramatic changes in current patterns of antimicrobial drug usage. Clear, readily available guidelines for the appropriate use of antibacterial, antiviral, antifungal, and antiparasitic medications must be developed and kept current.

Goal IV *Strengthen local, state, and federal public health infrastructures to support surveillance and implement prevention and control programs.*

Objective IV-A. *Ensure the ready availability of the professional expertise and support personnel needed to better understand, monitor, and control emerging infections*

The results of a recent CSTE survey (June 1993) illustrate the inadequacy of personnel resources in state health departments available to detect and to respond to emerging infectious diseases in this country.⁶ Similarly, a task force report from the Association of State and Territorial Public Health Laboratory Directors (ASTPHLD) voices concerns about the future of public health laboratories.⁹⁵ Rebuilding an infrastructure capable of efficiently managing emerging infectious disease threats requires improved support for personnel and training at local, state, and federal levels.

The considerable efforts recently applied in investigating HPS are a timely reminder of the extensive personnel resources, equipment, supplies, economic resources, multidisciplinary coordination, and cooperation among state and federal agencies, health care providers, and academia required to rapidly link a previously unrecognized human pathogen with a severe illness (see Objective I-C). However, this outbreak also illustrates the burden that such mobilization places on an infrastructure that has limited surge capacity (see Box, page 32).

Activities

i. *Ensure that expertise in rare or unusual, but potentially important, infectious diseases is maintained.*

CDC is frequently called upon to provide reliable information about the diagnosis, clinical management, and control of rare or unusual infectious diseases (e.g., botulism; amoebic meningoencephalitis; neurocysticercosis; plague; leptospirosis; and Ebola, Marburg, and Lassa viral hemorrhagic fevers). To meet this public obligation, CDC must maintain expertise for such diseases in the event of their possible reemergence or introduction into new niches in the United States and elsewhere. Maintenance of this expertise requires an ongoing commitment of resources because the necessary knowledge and skills are difficult to acquire and even more difficult (and costly) to replace if lost. Such expertise is frequently required at CDC, but can, and often is, supplemented by experts at other governmental or academic facilities. Innovative “retainer” arrangements would aid access to outside expertise, particularly in emergency situations.

ii. *Reestablish a CDC program for state-of-the-art training in diagnostic evaluation and testing for emerging infectious diseases.*

CDC should ensure that state and selected local health department personnel, as well as appropriate public health and university hospital laboratory personnel, receive training to support the diagnosis and surveillance of selected infectious diseases. The training, which should involve regional laboratories, should also address computer and laboratory skills, as well as quality assurance and biosafety in laboratories supporting prevention and surveillance activities. Such a program would not only serve the purpose of training, but also strengthen liaison between public health agencies and clinical laboratory personnel to facilitate rapid communication regarding the occurrence of unusual syndromes or infectious diseases of unknown cause.

iii. *Establish a public health laboratory fellowship in infectious diseases.*

This program, analogous to the EIS for epidemiology training, is needed to recruit and retain medical microbiologists for intramural programs and to train such persons for employment at, or assignment to, state health and other laboratories. CDC has a unique approach to reference diagnostic work, molecular epidemiology, and research; a combination of these skills, knowledge, and experience will be required to respond to the laboratory challenges posed by new

agents of infectious diseases, increased virulence of known pathogens, increased resistance of pathogens to antimicrobial therapies, and the changing susceptibility in human populations.

Objective IV-B. *Make available state-of-the-art physical resources (laboratory space, training facilities, equipment) needed to safely and effectively support the preceding goals and objectives.*

In addition to personnel resources, reference laboratory facilities and services are critical to the effective management of emerging infectious disease threats. For instance, the Laboratory Initiatives for the Year 2000, a joint venture between ASTPHLD and CDC, has documented the need to enhance the diagnostic and analytical capability/capacity of state public health laboratories in order to ensure that the *Healthy People 2000* objectives are met. Expanded physical resources will be required to attain the goals and fulfill the objectives of this plan.

Activities

i. *Equip public health facilities to meet anticipated computer and laboratory training needs.*

Health departments as well as CDC need improved training facilities and equipment. Because many training activities have been phased out over the past several years, little physical infrastructure exists for on-site training or newer systems for remote teaching, such as teleconferencing. Laboratory training emphasizing the identification of emerging pathogens will require access to sophisticated equipment and laboratory facilities with appropriate levels of biocontainment.

ii. *Ensure that the laboratory space, equipment, and supplies needed to address emerging infectious diseases are available.*

Improvement and expansion of local and state health department and CDC laboratory facilities will be critical to addressing emerging infections. Setting priorities for such improvements will require careful evaluation of space and equipment needs. Moreover, laboratory capabilities must be maintained in a manner that optimizes flexibility and “surge capacity” so

that unanticipated needs (e.g., responding to new outbreaks such as HPS) can be adequately and efficiently addressed. Immediate priorities should include improving facilities to deal with infectious agents that require high level microbiological safety precautions.

iii. *Expand existing facilities or build new facilities that can adequately and safely maintain a specimen bank of etiologic agents and clinical specimens.*

A well-maintained and well-catalogued bank of etiologic agents and clinical specimens provides an invaluable resource for addressing emerging infectious diseases. Well-defined clinical specimens can also be used to evaluate the performance characteristics of diagnostic tests under development for emerging infectious diseases.

iv. *Upgrade and expand animal care facilities and insectary space.*

Animal care facilities must be expanded to meet the increased demand for animal models used to elucidate the pathogenesis of emerging pathogens or to test new vaccines for emerging or reemerging infectious diseases. Insectaries need to be expanded to provide the containment necessary to conduct applied research on emerging arboviruses, such as Rift Valley fever virus and Congo Crimean hemorrhagic fever virus, and other important vector-borne infectious agents.

v. *Furnish the equipment and facilities needed to provide reference diagnostic services for emerging infections.*

Timely detection of emerging infectious diseases depends on the existence of an adequate laboratory diagnostic base, which in turn requires standardized reagents (i.e., antisera, antigens, cultures, and epidemiologically well-characterized control samples). These reagents, as well as reference procedures for specialized diagnostic and molecular epidemiologic approaches, are usually not produced commercially. CDC should ensure that such reagents are made available to all state public health laboratories—either directly or through extramural contacts and cooperative agreements. In a recent survey of state laboratories conducted by ASTPHLD, state laboratory directors endorsed the need for CDC to enhance its capability to provide reagents and reference materials/procedures to state public health laboratories to help them fulfill their mission as the primary reference microbiology center in their respective states.

The Critical Role of Partnerships

The challenge of emerging infections is broad, therefore, an effective response will require the efforts of multiple agencies and organizations and strong ties among public health, clinical, and biomedical research professionals. Although CDC maintains primary responsibility for national surveillance and rapid investigation of emerging threats, it shares other responsibilities with many organizations in regard to research and implementation of control measures.

Cooperative efforts between CDC and its partners have helped address such infectious disease threats as nosocomial infections, influenza, listeriosis, streptococcal and pneumococcal disease, ehrlichiosis, and HPS (see Boxes, pages 16, 19, 25, 32). CDC has also cooperated with numerous representatives from academia, clinical practice, private industry, health departments, and other federal agencies in the development of the National Vaccine Plan and the National Action Plan to Combat Multidrug-Resistant Tuberculosis.

Partnerships at the federal level have been helpful in confronting other infectious diseases of public health importance in the United States. For example, CDC and NIH, working closely with ASTPHLD, developed improved diagnostic tests for Lyme disease and various fungal infections. CDC has also worked closely with FDA and USDA in controlling emerging foodborne illnesses such as listeriosis,^{90,96} *Salmonella enteritidis* infection,³⁴ and *E. coli* O157:H7 infection.^{43,44} Recent CDC collaborations with EPA have been instrumental in recognizing and controlling waterborne

outbreaks of giardiasis and cryptosporidiosis in several states.

In addition, CDC has often joined forces with USDA and DOD to control or prevent vector-borne infectious disease threats, such as eastern equine encephalitis and St. Louis encephalitis. Such cooperative efforts were used successfully to address potential mosquito-borne illness following Hurricane Andrew in Florida and Louisiana in 1992.⁹⁷

Clear, well-established lines of communication and responsibility between appropriate personnel in federal agencies, such as CDC, NIH, EPA, FDA, USDA, DOD, and others, are essential to the development of efficient, cost-effective prevention and control strategies. Such links help eliminate costly duplication of effort and focus limited federal resources on the early recognition and timely control of new infectious disease problems.

Effective public health policy results from interaction, cooperation, and coordination among a wide range of public and private organizations and individuals. Particularly critical to this process are CDC's partnerships with state and territorial health departments; other federal agencies; professional organizations; academic institutions; private health care providers; health maintenance organizations and health alliances; local community organizations; private industry; and international partners, including WHO and international service organizations and foundations. Each of these partners will play an integral role in the cooperative efforts required to safeguard the public's health from emerging infectious disease threats.

Implementation

This plan provides a comprehensive strategy for the prevention and control of emerging infectious diseases. The strategy is based upon the premise that it is far less costly, in both human suffering and economic terms, to anticipate and prevent infectious diseases than to react with expensive treatment or containment measures to unanticipated public health crises.

The plan is a first step in addressing the threats to health in the United States posed by emerging infections. The need to rapidly implement this plan is made more urgent by a number of diseases that pose an immediate danger: methicillin-resistant *Staphylococcus aureus*, a common cause of hospital infections, may be developing resistance to vancomycin; penicillin resistance is emerging in *Streptococcus pneumoniae*; cholera is likely to be introduced into the Caribbean islands from the current pandemic in the Southern Hemisphere, and the new strain, *V. cholerae* O139, is spreading rapidly in Asia; changing food industry practices and dietary choices of the American people will bring new challenges to providing a diet safe from pathogens, such as *Salmonella* sp. and *E. coli* O157:H7; and ongoing investigations of hantavirus pulmonary syndrome document that the geographic distribution of this infection is much broader than the desert southwest. These infectious disease problems, which have already begun to affect the public's health, emphasize the need for expeditiously implementing this plan.

Some of the activities listed in this document are already in the planning stages and will be implemented soon. Most will require additional funds and personnel. Specific details of many of the proposed activities need further development in full cooperation with other federal agencies, state and local health authorities, academic institutions, professional societies, private industry, and others. With this document as a guide and a first step, implementation will proceed according to public health needs and resource availability. This process will be approached in stages, as a long-term endeavor to ensure sustainable impact, and will involve major extramural efforts (Table 6).

The Health Security Act of 1993 addresses the need for community-based public health strategies in addition to the need for universal health care coverage. *Prevention* of future cases of infectious diseases—of multidrug-resistant TB, influenza, Lyme disease, opportunistic infections, hantavirus pulmonary syndrome, cryptosporidiosis, AIDS, and many other emerging diseases—is a high priority. The health of a community is vital to the health of individuals and must be maintained through effective public health approaches. Through the efforts proposed in this document, the public health system in the United States will be better prepared to respond to the emerging infectious disease threats of the future.

Table 6. Implementation: High Priorities for 1994–1996

Goal I: Surveillance

- Strengthen notifiable disease surveillance at the state and local levels.
- Establish two physician-based Sentinel Surveillance Networks to detect and monitor emerging diseases, such as unexplained adult respiratory distress syndrome, multidrug-resistant pneumococcal disease, and childhood illnesses characterized by fever and rash.
- Establish four population-based Emerging Infections Epidemiology and Prevention Centers to conduct focused epidemiology/prevention projects emphasizing foodborne and waterborne infectious diseases and potentially vaccine preventable diseases.
- Strengthen and link four existing sites for a global consortium to promote the detection, monitoring, and investigation of infections emerging internationally that could affect the health of Americans.

Goal II: Applied Research

- Reestablish an extramural program to support emerging infectious disease prevention and control activities, such as evaluating the role of prescribing practices in the development of antimicrobial drug-resistant pathogens.
- Initiate prevention effectiveness studies to assess the impact of food preparation guidelines on the incidence of foodborne infections such as *E. coli* O157:H7 and *Salmonella enteritidis*.

Goal III: Prevention and Control

- Develop additional means to deliver laboratory and public health information informing health professionals about emerging infections and antimicrobial drug resistance.
- Develop and implement guidelines for the prevention of opportunistic infections in immunosuppressed persons.

Goal IV: Infrastructure

- Provide state-of-the-art training in diagnostic evaluation and testing for medical laboratory personnel to ensure the diagnosis and surveillance of emerging infections.
- Establish a public health laboratory fellowship in infectious diseases that will train medical microbiologists in public health approaches to diagnosis and molecular epidemiology.

Acknowledgments

We gratefully acknowledge the valuable contributions of the following colleagues to the development of this plan:

James R. Allen, Henry Anderson, Larry J. Anderson, Douglas L. Archer, Thomas Arrowsmith-Lowe, William H. Bancroft, C.L.R. Bartlett, Nancy H. Bean, David M. Bell, Abram S. Benenson, John E. Bennett, John V. Bennett, Bobbie A. Berkowitz, Guthrie S. Birkhead, Paul A. Blake, Coleen A. Boyle, Philip S. Brachman, Windell R. Bradford, A.D. Brandling-Bennett, Joel G. Breman, Don J. Brenner, Claire V. Broome, George T. Bryan, James W. Buehler, Michael J. Burkhardt, Jay C. Butler, Ronald L. Cada, Carlos C. Campbell, Grant R. Campbell, Roger H. Carlson, Gail H. Cassell, Kenneth G. Castro, Willard Cates, Jr., Mary Ann Chiasson, Gary G. Clark, Barnett L. Cline, Mitchell L. Cohen, Daniel G. Colley, Mary-Paxton D. Colley, E. Mary Cooke, Jose F. Cordero, Jon M. Counts, Nancy J. Cox, Donald E. Craven, James W. Curran, Mary Ann Danello, Jeffrey P. Davis, Joe H. Davis, Barbara A. DeBuono, George K. Degnon, Scott D. Deitchman, David T. Dennis, Arthur F. DiSalvo, Lynda S. Doll, H. Denny Donnell, D. Peter Drotman, Jeffrey S. Duchin, Richard J. Duma, Herbert L. DuPont, William W. Dyal, Elaine Eaker, Mark L. Eberhard, Paul R. Epstein, Martin S. Favero, John C. Feeley, Bernard N. Fields, Reginald Finger, David W. Fleming, Thomas M. Folks, Christopher Foreman, Willis R. Forrester, Susan W. Forlenza, Joseph A. Foster, D. Bruce Francy, Linda U. Frank, Phyllis Freeman, Kenneth L. Gage, Eugene J. Gangarosa, Lynne S. Garcia, Julia S. Garner, G. William Gary, Jr., Howard E. Gary, Kristine Gebbie, Kathleen F. Gensheimer, Anne A. Gershon, Noel Gill, Roger I. Glass, John Glasser, Donald A. Goldmann, Robert C. Good, Richard A. Goodman, Michael Gottlieb, Steve Gradus, Alan E. Greenberg, Patricia M. Griffin, Donald S. Gromisch, Duane J. Gubler, James L. Hadler, Stephen C. Hadler, Robert W. Haley, Caroline B. Hall, Scott B. Halstead, Harlyn O. Halvorson, W. Lee Hand, George E. Hardy, Jr., William J. Hausler, Mary V. Hearn, D.A. Henderson, Kenneth L. Herrmann, Walter J. Hierholzer, Allen W. Hightower, George C. Hill, Elvin R. Hilyer, Richard E. Hoffman, Charles H. Hoke, King K. Holmes, Donald R. Hopkins, John M. Horan, Charles R. Horsburgh, C. James Hospedales, Robert Howard, Harold W. Jaffe, William R. Jarvis, Suzanne R. Jenkins, Lisa A. Jackson, Wanda K. Jones, J. Mehsen Joseph, Dennis D. Juranek, Robert L. Kaiser, Martha F. Katz, Arnold F. Kaufmann, Ali S. Khan, Edwin M. Kilbourne, Lonnie King, Douglas N. Klaucke, Heidi M. Klein, Jane E. Koehler, Edward J. Koenigsberg, Donald J. Krogstad, John R. LaMontagne, Alexander D. Langmuir, Edgar O. Ledbetter, Joshua Lederberg, James W. LeDuc, Harold R. Lentzner, Hans O. Lobel, Carlos E. Lopez, Rogelio Lopez, Joseph Z. Losos, Stephen P. Luby, John R. Lumpkin, Brian W.J. Mahy, Gerald L. Mandell, R.J. Martin, Stanley M. Martin, William J. Martin, William T. Martin, Adolfo Martinez-Palomo, William J. Martone, John J. Maupin, C. Glen Mayhall, Joseph E. McDade, J. Steve McDougal, Louise McFarland, Sara L. McGaughey, J. Michael McGinnis, Philip B. Mead, Amy Melnick, Rebecca Meriwether, Tom Messenger, Franklin R. Miller, Carl J. Mitchell, Violaine Mitchell, Phyllis L. Moir, Arnold S. Monto, Chester G. Moore, Melinda Moore, Patrick S. Moore, W. Meade Morgan, Stephen A. Morse, Stephen S. Morse, Ken E. Mott, Robert J. Mullan, Frederick A. Murphy, Bernard L. Nahlen, Verla J. Neslund, Ray M. Nicola, Stuart L. Nightingale, Gary R. Noble, Pat Nolan, Stanley C. Oaks, James G. Olson, Howard W. Ory, Michael T. Osterholm, Stephen M. Ostroff, Bradley A. Perkins, Dennis M. Perrotta, Georges Peter, Lyle R. Petersen, Larry K. Pickering, Morris E. Potter, Rosemary B. Ramsey, Nancy Rawding, William C. Reeves, Russell Regnery, Arthur L. Reingold, I. Paul Reiter, Roselyn J. Rice, Jose G. Rigau, John T. Roehrig, Trenton K. Ruebush, Kathy H. Rufo, Wilmon R. Rushing, Philip K. Russell, Merle Sande, Jay P. Sanford, F.T. Satalowick, Charles P. Schade, Gerald Schochetman, Lawrence B. Schonberger, Benjamin Schwartz, Denman H. Scott, Phillip E. Shambra, Janet Shoemaker, Robert E. Shope, Bruce Siegel, David R. Smith, Carol D. Snarey, Dixie E. Snider, P. Frederick Sparling, Harrison C. Spencer, Robert Steffen, Gerald V. Stokes, Susan L. Stokes, Al Strating, Donna F. Stroup, Balasubra Swaminathan, Ernest T. Takafugi, Robert V. Tauxe, Fred C. Tenover, Steven M. Teutsch, G. Torrigiani, Louis Trachtman, Dennis W. Trent, Kaye Wachsmuth, John W. Ward, MacWilson Warren, Reuben C. Warren, Robert Watkins, Jay D. Wenger, Scott F. Wetterhall, F. Stephen Wignall, Mary E. Wilson, Martin S. Wolfe, Herbert F. Young, Jane R. Zucker, Larry D. Zyla

References

1. Institute of Medicine. Emerging Infections: Microbial Threats to Health in the United States. Washington, D.C.: National Academy Press, 1992.
2. Krause RM. The Restless Tide: The Persistent Challenge of the Microbial World. Washington, D.C.: The National Foundation for Infectious Diseases, 1981.
3. Morse SS, Schluenderberg A. Emerging viruses: the evolution of viruses and viral diseases. *J Infect Dis* 1990;162:1-7.
4. Morse SS. Emerging viruses: defining the rules for viral traffic. *Perspect Biol Med* 1991;34:387-409.
5. Epstein PR. Commentary: pestilence and poverty—historical transitions and the great pandemics. *Am J Prev Med* 1992;8:263-5.
6. Council of State and Territorial Epidemiologists Survey on Surveillance, 1993; M. Osterholm, personal communication, 1993.
7. Institute of Medicine. The U.S. Capacity to Address Tropical Infectious Disease Problems. Washington, D.C.: National Academy Press, 1987.
8. Institute of Medicine. The Future of Public Health. Washington, D.C.: National Academy Press, 1988.
9. WHO. Global Health Situations and Projections, Estimates 1992. WHO, Geneva, 1992.
10. NIAID. Report of the Task Force on Microbiology and Infectious Disease. US Department of Health and Human Services, Public Health Service, National Institutes of Health. NIH Publication 92-3320, 1992.
11. U.S. Department of Health and Human Services. Healthy People 2000. National Health Promotion and Disease Prevention Objectives. DHHS Publication No. (PHS) 91-50213, U.S. Government Printing Office, 1990.
12. Lederberg J. Medical science, infectious disease, and the unity of humankind. *JAMA* 1988;260:684-5.
13. CDC. Office visits for otitis media: United States, 1975-90. *Advance Data* 1992;214:1-9.
14. CDC. Drug utilization in office practice. National ambulatory medical care survey, 1990. *Advance Data* 1993;232:1-9.
15. Blaser MJ, Perez-Perez GI, Lindenbaum J, et al. Association of infection due to *Helicobacter pylori* with specific upper gastrointestinal pathology. *Rev Infect Dis* 1991;13(suppl 8):S704-8.
16. Reeves WC, Rawls WE, Brinton LA. Epidemiology of genital papillomaviruses and cervical cancer. *Rev Infect Dis* 1989;11:426-39.
17. Alter MJ, Margolis HS, Krawczynski K, et al. The natural history of community-acquired hepatitis C in the United States. *N Engl J Med* 1992; 321:1899-1905.
18. Kuo C, Shor A, Campbell LA, et al. Demonstration of *Chlamydia pneumoniae* in atherosclerotic lesions of coronary arteries. *J Infect Dis* 1993;167:841-9.
19. Glass GE, Watson AJ, LeDuc JW, et al. Infection with a ratborne hantavirus in US residents is consistently associated with hypertensive renal disease. *J Infect Dis* 1993;167:614-20.
20. CDC. The Center for Infectious Diseases: Toward the Year 2000. CDC, Public Health Service, Department of Health and Human Services, 1990.
21. CDC. Public health focus: surveillance, prevention, and control of nosocomial infections. *MMWR* 1992;41:783-7.
22. Krause RM. The origin of plagues: old and new. *Science* 1992;257:1073-8.
23. Davis JP, Chesney PJ, Wand PJ, et al. Toxic shock syndrome: epidemiologic features, recurrence, risk factors, and prevention. *N Engl J Med* 1980;303:1429-35.
24. CDC. Lyme disease—United States, 1991-1992. *MMWR* 1993;42:345-8.
25. Thacker SB, Addiss DG, Goodman RA, Holloway BR, Spencer HC. Infectious diseases and injuries in child day care: opportunities for healthier children. *JAMA* 1992;268:1720-6.
26. Armstrong D. History of opportunistic infection in the immunocompromised host. *Clin Infect Dis* 1993;17(suppl 2):S318-21.
27. Graddon JD, Timpone JG, Schnittman SM. Emergence of unusual opportunistic pathogens in AIDS: a review. *Clin Infect Dis* 1992;15:134-57.
28. Eisenstein BI. New opportunistic infections—more opportunities. *N Engl J Med* 1990;323:1625-7.
29. Dolan MJ, Wong MT, Regnery RL, et al. Syndrome of *Rochalimaea henselae* adenitis suggesting cat scratch disease. *Ann Intern Med* 1993; 118:331-6.
30. Tompkins DC, Steigbigel RT. *Rochalimaea's* role in cat scratch disease and bacillary angiomatosis. *Ann Intern Med* 1993; 118:388-90.
31. Bryan RT. Microsporidiosis. In: Mandell GS, Bennett JE, Dolin R (Eds.). Principles and Practice of Infectious Diseases, 4th Ed. New York: Churchill Livingstone, 1994.
32. Wood CW, MacDonald KL, Osterholm MT. *Campylobacter* enteritis outbreaks associated with drinking raw milk during youth activities. A 10-year review of outbreaks in the United States. *JAMA* 1992;268:3228-30.
33. Hedberg CW, Korlath JA, D'Aoust JY, et al. A multistate outbreak of *Salmonella javiana* and *Salmonella oranienburg* infections due to consumption of contaminated cheese. *JAMA* 1992;268:3203-7.
34. Hedberg CW, David MJ, White KE, et al. Role of egg consumption in sporadic *Salmonella enteritidis* and *Salmonella typhimurium* infections in Minnesota. *J Infect Dis* 1993; 167:107-11.
35. Hedberg CW, Levine WS, White KE, et al. An international foodborne outbreak of shigellosis associated with a commercial airline. *JAMA* 1992;268:3208-12.

36. CDC. Cholera associated with an international airline flight. *MMWR* 1992;41:134-5.
37. DuPont HL. How safe is the food we eat? (Editorial). *JAMA* 1992;268:3240.
38. CDC. *Salmonella* serotype Tennessee in powdered milk products and infant formula—Canada and the United States, 1993. *MMWR* 1993;42:516-17.
39. CDC. Multistate outbreak of viral gastroenteritis related to consumption of oysters—Louisiana, Maryland, Mississippi, and North Carolina, 1993. *MMWR* 1993;42:945-8.
40. CDC. Fish botulism—Hawaii, 1990. *MMWR* 1991;40:412-4.
41. CDC. Paralytic shellfish poisoning—Massachusetts and Alaska, 1990. *MMWR* 1991;40:157-61.
42. Epstein PR, Ford TE, Colwell RR. Marine ecosystems. *Lancet* 1993;342:1216-9.
43. CDC. Preliminary report: Foodborne outbreak of *Escherichia coli* O157:H7 infections from hamburgers—western United States, 1993. *MMWR* 1993;42:85-6.
44. CDC. Update: multistate outbreak of *Escherichia coli* O157:H7 infections from hamburgers—western United States, 1992-1993. *MMWR* 1993;42:258-63.
45. Hayes DB, Matte TD, O'Brien TR, et al. Large community outbreak of cryptosporidiosis due to contamination of a filtered public water supply. *N Engl J Med* 1989;320:1372-6.
46. Personal communication, Jeffrey P. Davis, M.D., Communicable Disease Epidemiologist, December 1993.
47. CDC. Outbreak of acute illness—southwestern United States, 1993. *MMWR* 1993;42(22):421-24.
48. CDC. Hantavirus infection—southwestern United States: interim recommendations for risk reduction. Recommendations and Reports. *MMWR* 1993;42(RR-11):1-13.
49. CDC. Progress in the development of hantavirus diagnostic assays—United States. *MMWR* 1993;42:770-72.
50. CDC. Hantavirus pulmonary syndrome—United States, 1993. *MMWR* 1994;43:45-8.
51. CDC. Update: Cholera—Western Hemisphere, 1992. *MMWR* 1993;42:89-91.
52. CDC. Isolation of *Vibrio cholerae* O1 from oysters—Mobile Bay, 1991-1992. *MMWR* 1993;42:91-93.
53. CDC. Imported cholera associated with a newly described toxigenic *Vibrio cholerae* O139 strain—California, 1993. *MMWR* 1993;42:501-3.
54. Maldonado YA, Nahlen BL, Roberto RR, et al. Transmission of *Plasmodium vivax* malaria in San Diego County, California, 1986. *Am J Trop Med Hyg* 1990;42:3-9.
55. CDC. Malaria in Montagnard refugees—North Carolina, 1992. *MMWR* 1993; 42:180-3.
56. Schantz PM, Moore AC, Muñoz JL, et al. Neurocysticercosis in an orthodox Jewish community in New York City. *N Engl J Med* 1992;327:692-5.
57. Gellert GA, Neumann AK, Gordon RS. The obsolescence of distinct domestic and international health sectors. *J Public Health Policy* 1989;10:421-4.
58. Berkley SF. AIDS in the global village. Why US physicians should care about HIV outside the United States (Editorial). *JAMA* 1992; 268:3368-9.
59. Levy SB. Confronting multidrug resistance: a role for each of us. *JAMA* 1993;269:1840-2.
60. Reichler MR, Allphin AA, Breiman RF, et al. The spread of multiply resistant *Streptococcus pneumoniae* at a day care center in Ohio. *J Infect Dis* 1992;166:1346-53.
61. CDC. Drug-resistant *Streptococcus pneumoniae*—Kentucky and Tennessee. *MMWR* 1994;43:23-31
62. Schwartz B, Facklam RR, Breiman RF. Changing epidemiology of group A streptococcal infection in the USA. *Lancet* 1990; 336: 1167-71.
63. King GE, Markowitz LE, Patriarca PA, Dales LG. Clinical efficacy of measles vaccine during the 1990 measles epidemic. *Pediatr Infect Dis J* 1991;10:883-7.
64. Maggini M, Salmoso S, Alegiani S, Caffari B, Raschetti R. Epidemiological use of prescriptions as markers of disease frequency: an Italian experience. *J Clin Epidemiol* 1991;44:1299-307.
65. Henderson DA. Strategies for the twenty-first century, control or eradication? In: Walker D, ed. *Global Infectious Diseases: Prevention, Control, and Eradication*. Vienna: Springer-Verlag, 1992.
66. Dobson A, Carper R. Biodiversity. *Lancet* 1993;342:1096-99.
67. Henderson DA. Surveillance of smallpox. *Inter J Epidemiol* 1976;5, 19-28.
68. Berkelman RL, Buehler JW. Surveillance. In Holland NH, Detels R, Knox G, eds. *Oxford Textbook of Public Health*, 2nd ed., vol. 2: *Methods of Public Health*. New York: Oxford University Press, 1991:161-76.
69. Gaynes RP, Banerjee S, Emori G, et al. The National Nosocomial Infections Surveillance (NNIS) System: plans for the 1990's and beyond. *Am J Med* 1991;91(3B):116S-120S.
70. Rogers DJ, Williams BG. Monitoring trypanosomiasis in space and time. *Parasitology* 1993;106:S77-S92.
71. Epstein PR, Rogers DJ, Slooff R. Satellite imaging and vector-borne disease. *Lancet* 1993;341:1404-6.
72. Henderson DA. Surveillance systems and intergovernmental Cooperation. In *Emerging Viruses*, Morse SS, ed. New York: Oxford University Press, 1993;283-289.
73. Bartlett C, Gill N. International surveillance of disease. Communicable disease control after Maasricht: germs and subsidiarity. *Lancet* 1993;341:997-8.
74. Desenclos J-C, Bijkerk H, Huisman J. Variations in national infectious diseases surveillance in Europe. *Lancet* 1993;341:1003-6.

References

75. Roberts B (Ed.). *Biological Weapons: Weapons of the Future?* Washington, D.C.: Center for Strategic and International Studies, 1993.
76. Cohen ML. Epidemiology of drug resistance: implications for a post-antimicrobial era. *Science* 1992;257:1050-5.
77. Frieden TR, Munsiff SS, Low DE, et al. Emergence of vancomycin-resistant enterococci in New York City. *Lancet* 1993;342:76-9.
78. Mourad AS, Metwally M, Nour El Deen A, et al. Multiple-drug-resistant *Salmonella typhi*. *Clin Infect Dis* 1993;17:135-6.
79. Tauxe RV, Puhf ND, Wells JG, Hargrett-Bean N, Blake PA. Antimicrobial resistance of *Shigella* isolates in the USA: the importance of international travelers. *J Infect Dis* 1990;162:1107-11.
80. Telenti A, Imboden P, Marchesi F, et al. Detection of rifampicin-resistance mutations in *Mycobacterium tuberculosis*. *Lancet* 1993;341:647-50.
81. Holmberg SD, Osterholm MT, Senger KA, Cohen ML. Drug-resistant *Salmonella* from animals fed antimicrobials. *N Engl J Med* 1984;311:617-22.
82. Jansson C, Franklin A, Skold O. Trimethoprim resistance arising in animal bacteria and transferring into human pathogens. *J Infect Dis* 1993;167:785-7.
83. CDC. Coccidioidomycosis—United States, 1991-1992. *MMWR* 1993;42:21-28.
84. Meslin FX. Surveillance and control of emerging zoonoses. *World Health Stat Q* 1992;45:200-07.
85. Edelstein PH. Legionnaires' disease. *Clin Infect Dis* 1993;16:741-9.
86. McCormick JB, Webb PA, Krebs JW, Johnson KM, Smith ES. A prospective study of the epidemiology and ecology of Lassa fever. *J Infect Dis* 1987;155:437-44.
87. Relman DA. The identification of uncultured microbial pathogens. *J Infect Dis* 1993;168:1-8.
88. Maslow JN, Mulligan ME, Arbeit RD. Molecular epidemiology: application of contemporary techniques to the typing of microorganisms. *Clin Infect Dis* 1993;17:153-64.
89. Ou CY, Ciesielski CA, Myers G, et al. Molecular epidemiology of HIV transmission in a dental practice. *Science* 1992;256:1165-71.
90. Pinner RW, Schuchat A, Swaminathan B, et al. Role of foods in sporadic listeriosis: II. Microbiologic and epidemiologic investigation. *JAMA* 1992; 267:2046-50.
91. Pinner RW, Onyango F, Perkins BA, et al. Epidemic meningococcal disease in Nairobi, Kenya, 1989. *J Infect Dis* 1992; 166:359-64.
92. Moore PS, Reeves MW, Schwartz B, et al. Intercontinental spread of an epidemic group A *Neisseria meningitidis* strain. *Lancet* 1989;1:260-3.
93. Wenger JD, Hightower AW, Facklam RR, et al. Bacterial meningitis in the United States, 1986: report of a multistate surveillance study. *J Infect Dis* 1990; 162:1316-1323.
94. Levy MH, Jalaludin B, Roberts C. Infectious disease notification—progress at last. *New South Wales Public Health Bulletin* 1992;3:53-5.
95. ASTPHLD Task Force. Task Force Report on the Public Health Laboratory—A Critical National Resource, 29 January 1993.
96. Schuchat A, Deaver KA, Wenger JD, et al. Role of foods in sporadic listeriosis: I. Case-control study of dietary risk factors. *JAMA* 1992; 267:2041-45.
97. CDC. Emergency mosquito control associated with Hurricane Andrew—Florida and Louisiana. *MMWR* 1993;42:240-2.

Summary of Figures, Tables, and Boxes

Figures

1. Examples of Emerging and Resurgent Infectious Diseases in the 1990s
2. Institute of Medicine report, "Emerging Infections: Microbial Threats to Health in the United States," National Academy Press, 1992
3. Emergence of Foodborne and Waterborne Pathogens
A. *E. coli* O157:H7 B. *Cryptosporidium*
4. Spread of Epidemic Cholera—Latin America, 1991–1993
5. Increasing Incidence of Vancomycin-Resistant Enterococci in U.S. Hospitals by Year—National Nosocomial Infections Surveillance System, 1989–1993
6. The Expanding Epizootic of Raccoon Rabies—Eastern United States, 1979–1993
7. Potential Projects for Emerging Infections Epidemiology and Prevention Centers, United States

Tables

1. Factors in Emergence
2. Chronic Manifestations of Infectious Diseases, United States
3. Proposed Sentinel Surveillance Networks
4. Examples of Potential Members of a Global Consortium of Epidemiology/Biomedical Research Programs/Centers
5. Behaviors Shown to Reduce the Risk of Emerging Infections
6. Implementation: High Priorities for 1994–1996

Boxes

- Waterborne Cryptosporidiosis
- The National Nosocomial Infection Surveillance (NNIS) System
- Sentinel Surveillance for Influenza
- Hepatitis Sentinel Counties
- Population-based Active Surveillance Project
- Coccidioidomycosis in California
- Monitoring Yellow Fever in Kenya, East Africa
- Human Ehrlichiosis, 1985–1992
- Diagnostic Assays and Reagents for Detecting Measles Virus
- Pulsed-field Gel Electrophoresis of *E. coli* O157:H7
- Multilocus Enzyme Electrophoresis of Group C *N. meningitidis*
- Vaccination Strategies for Meningococcal Disease
- Raccoon Rabies
- Investigation of Hantavirus Pulmonary Syndrome in the United States, 1993

Index

- Acquired immunodeficiency syndrome (AIDS) (see also immunosuppression) 1, 2, 3, 7, 8, 10, 15, 26, 30, 31
- Adenoviruses 32
- Adult Respiratory Distress Syndrome (ARDS) 17, 18, 27, 32
- Advisory Committee on Immunization Practices (ACIP) 18, 31
- Aedes albopictus* 25
- Algal blooms 11
- Alzheimer disease 9
- Amoebic meningoencephalitis 14, 17, 33
- American Academy of Family Physicians 16, 31
- American Academy of Pediatrics 31
- American College of Emergency Physicians 31
- American College of Obstetricians and Gynecologists 31
- American College of Physicians 31
- Anthrax 8, 32
- Antimicrobial
agents 12, 22
drugs v, 2, 3, 4, 5, 8, 9, 13, 22, 30, 31, 33
resistance 1, 3, 4, 5, 6, 7, 8, 9, 12, 13, 21, 22, 30, 33, 34, 36
- Applied research 1, 3, 4, 5, 6, 8, 13, 14, 23, 25, 34, 36
- Arboviruses 21, 34
- Arenaviruses 32
- Aspergillus* 27
- Association of State and Territorial Public Health Laboratory Directors (ASTPHLD) 33, 34, 35
- Asthma attacks 19
- Atherosclerosis 10
- Bacillary angiomatosis (see also *Rochalimaea*) 25, 27
- Borrelia burgdorferi* (see also Lyme disease) 10, 25
- Botulism (see also *Clostridium botulinum*) 15, 23, 33
- Bovine spongiform encephalopathy 17
- Brazilian purpuric fever (BPF) 27
Haemophilus influenzae biogroup aegyptius 27
- Brucellosis 17
- Campylobacter jejuni* (also see Guillain-Barré syndrome) 10
- Cancer (see also Cervical cancer) 2, 10
- Caribbean Epidemiology Centre (CAREC) 21
- Cat scratch disease (see also *Rochalimaea*) 25, 27
- Centers for Disease Control and Prevention (CDC)
v, 1, 3, 4, 8, 9, 15, 16, 17, 18, 19, 20, 21, 22, 23, 24, 25, 26, 27, 28, 29, 30, 31, 32, 33, 34, 35
Field Epidemiology Training Programs (FETPs) 21
Information Network for Public Health Officials (INPHO) 20
National Electronic Telecommunication Surveillance System (NETSS) 20
Public Health Laboratory Information System (PHLIS) 20
Wide-ranging Online Data for Epidemiologic Research (WONDER) 20
- Cervical cancer (see also Human papillomavirus) 9, 15
- Chagas disease 2
- Child care 2, 7, 10, 18, 19, 22, 26, 31
- Chlamydia 9, 10, 32
C. pneumoniae 10
C. trachomatis 10
- Cholera (see also *Vibrio*) 1, 2, 4, 7, 8, 11, 12, 25, 26, 30, 36
copepods 25
Vibrio cholerae O1 11, 12
V. cholerae O139 2, 5, 8, 11, 12, 36

- Chronic disease(s) 9, 10, 15, 19
- Chronic liver disease (see also Hepatitis) 9, 18, 19
cirrhosis 9, 10
- Ciguatera fish poisoning 11
- Clostridium botulinum* (see also Botulism) 11
- Coccidioidomycosis (see also Valley fever) 2, 14, 23, 24, 32
Coccidioides immitis 24
- Council of State and Territorial Epidemiologists (CSTE) 3, 8, 33
- Cryptococcal disease 19
- Cryptosporidiosis (see also Waterborne diseases) 1, 2, 10, 11, 12, 17, 19, 30, 35, 36
Cryptosporidium v, 2, 7, 10, 12, 14, 24, 26
- Cytomegalovirus 10, 32
- Dengue 2, 8, 24, 26
- Department of Defense (DOD) 3, 9, 21, 25, 32, 35
- Diabetes mellitus (see also Enteroviruses) 9, 10
- Diphtheria 2, 7, 8
- Ebola viruses 3, 9, 33
hemorrhagic fevers 33
- Echinococcus multilocularis* 24
- Ehrlichiosis 25
Ehrlichia chaffeensis 24, 25
- Emergence
concept of 1, 7
- Encephalitis 17, 25, 35
eastern equine 25, 35
St. Louis 35
- Enterococci 7
vancomycin-resistant 2, 13, 22
- Enteroviruses (see also Diabetes mellitus) 10
- Environmental Protection Agency (EPA) 23, 31, 32, 35
- Eosinophilia-myalgia syndrome 17
- Epidemic Intelligence Service (EIS) 19, 33
- Escherichia coli* O157:H7 (see also Hemolytic Uremic Syndrome) v, 2, 5, 7, 10, 11, 13, 16, 18, 19, 20, 23, 26, 28, 35, 36
pulsed-field gel electrophoresis 28
- Food and Agriculture Organization (FAO) 21
- Food and Drug Administration (FDA) 3, 9, 22, 23, 29, 31, 32, 35
- Foodborne diseases v, 3, 4, 5, 7, 8, 11, 14, 17, 18, 23, 30, 31, 35, 36
- French Scientific Research Institute (ORSTOM) 21
- Geographic Information Systems (GISs) 20, 25
aerial photography 23
global positioning systems 20
satellite imagery 20, 24, 25
- Giardiasis 2, 10, 35
Giardia lamblia 10, 26
- Gonorrhea 1, 7, 12
Neisseria gonorrhoeae 7
penicillin-resistant 3, 9
- Guillain-Barré syndrome (also see *Campylobacter*) 10
- Guinea worm 21
- Haemophilus influenzae* type b 19
- Hantavirus (see also Hypertension, Rodents) v, 1, 2, 7, 8, 9, 10, 19, 20, 24, 27, 32
hantavirus pulmonary syndrome (HPS) 2, 5, 11, 13, 14, 16, 19, 26, 27, 28, 30, 32, 33, 34, 36
- Healthy People 2000* v, 4, 34
- Health care reform v, 3, 5, 7, 15
- Health Security Act v, 36
- Helicobacter pylori* 9, 10
peptic ulcer disease 9, 10
gastric carcinoma 10
- Hemolytic Uremic Syndrome (HUS) (see also *E. coli* O157:H7) 10, 11, 16

Index

- Hemorrhagic fevers (see also Lassa fever) 14, 17, 33
Congo Crimean hemorrhagic fever 34
Ebola viral hemorrhagic fever 33
Marburg viral hemorrhagic fever 33
- Hepatic carcinoma 10
- Hepatitis (see see Chronic liver disease)
A 2, 10, 11, 18, 29
B 10, 18, 20, 29, 30
C 1, 9, 10, 18, 19, 20
E 29
non-A, non-N (NANB) 18
- High Performance Computing and High Speed
Networking Applications Act 1993 20
information superhighways 20
Internet 20, 21
- Histoplasmosis 14, 23, 32
- Hospital Infection Control Practices Advisory
Committee (HICPAC) 31
- Human immunodeficiency virus (HIV) (see also
Immunosuppression) 1, 2, 3, 8, 10, 12, 15, 16, 17, 18,
19, 20, 26, 27, 30, 36
- Human papillomavirus (see also Cervical cancer) 9,
10, 15
- Hypertension (see also Hantavirus) 19
hypertensive renal disease 9, 10
- Idiopathic CD4 lymphopenia 17
- Immunosuppression (see also HIV, AIDS) 5, 7, 10, 31,
36
- Immunization (see also President's Childhood
Immunization Initiative) 15, 18, 30
- Infectious Diseases Society of America (IDSA) 17
- Influenza 2, 9, 12, 16, 24, 29, 32, 36
Influenza A/Beijing/32/92 2
parainfluenza 32
- Infrastructure v, 1, 3, 4, 5, 6, 7, 8, 15, 19, 20, 21, 24,
32, 33, 34, 36
- Institute of Medicine (IOM) v, 3, 8, 9, 15, 26
- Instituto de nutricion para Centro America y Panama
(INCAP) 21
- International Center for Diarrhoeal Disease Research
(ICDDR) 21
- International Classification of Diseases (ICD-9) 10, 26
- International Clinical Epidemiology Network
(INCLIN) 21
- International Office of Epizootics (OIE) Worldwide
Information System 21
- Intestinal helminthiasis 23
- Kawasaki disease 9
- Laboratory Initiatives for the Year 2000 (LIFT 2000)
34
- Lassa Fever (see also Hemorrhagic fevers) 3, 8, 9, 27,
33
- Legionnaires' disease 1, 27
Legionellosis 14, 23, 32
- Leishmaniasis 2, 14
- Leptospirosis 32, 33
- Listeriosis 19, 27, 35
- Lyme disease (see also *Borrelia burgdorferi*) 1, 7, 10,
13, 14, 19, 24, 25, 26, 28, 29, 35, 36
- Malaria 1, 2, 3, 7, 12, 14, 15, 18, 29, 33
chloroquine-resistant 3, 9
Plasmodium 29
- Measles 7, 13, 28
- Meningococcal diseases 29, 30
group C 30
meningococcal meningitis 15
- Microsporidiosis 28
microsporidia 10
- Molecular epidemiology 4, 5, 27, 33, 36
- Morbidity and Mortality Weekly Report (MMWR)* 4, 30
- Multiple sclerosis 9
- Mycoplasma* (also see Pneumonia) 13, 18, 32

- National Institutes of Health (NIH) 3, 9, 17, 21, 29, 32, 35
- National Nosocomial Infection Surveillance (NNIS) system 16
- National Respiratory and Enteric Virus Surveillance System (NREVSS) 16
- National Vaccine Program (NVP) 29
- Neisseria meningitidis* group A 27
- North American Free Trade Agreement (NAFTA) 23
- Norwalk virus 11
- Opportunistic infections 5, 10, 15, 18, 36
- Otitis media 7, 12, 13, 22
- Pan American Health Organization (PAHO) 11, 21
- Pasteur Institutes 21
- Pediatric and Adult/Adolescent Spectrum of HIV Disease Projects 16
- Pertussis 1, 7, 8
- Phenotypic techniques 27
- Plague 2, 32, 33
- Pneumonia (see also *Mycoplasma*) 15, 18, 19, 22
Chlamydia pneumoniae 10
 pneumococcal disease 1, 2, 5, 7, 15, 17, 18, 19, 29, 36
 pneumocystis 32
- Polio 7, 21
 Polio Eradication Surveillance System 21
- President's Childhood Immunization Initiative (see also Immunization) 4, 29
- Rabies 7, 14, 17, 19, 20, 24, 31, 32
 oral vaccine 20
 post-exposure prophylaxis 17
 raccoons 24, 31, 32
- Red tides 11
- Reemergence(ing) infections 1, 2, 3, 7, 11, 12, 20, 23, 32, 33, 34
- Respiratory syncytial virus (RSV) 15, 29, 32
- Respiratory virus infections 19
- Rickettsial diseases 14, 25
- Rift Valley fever 2, 8, 14, 34
- Rochalimaea* (see also Bacillary angiomatosis, cat scratch fever) 10, 25
- Rocky Mountain spotted fever 24, 25
- Rodents (see also Hantavirus) v, 2, 11, 14, 32
- Salmonella
 enteritidis 5, 35, 36
Salmonella sp. 7, 10, 22, 36
Salmonella typhi 22
- Schistosomiasis 14
- Scombroid 11
- Seafood 11
- Sentinel Surveillance Networks 4, 5, 16, 17, 27, 36
 Influenza Sentinel Physicians Surveillance Network 16
 sentinel counties 18
- Sexually Transmitted Diseases (STDs) 3, 8, 9, 15, 30, 31
- Shigella 10, 22, 26
 resistant 22
Shigella dysenteriae 2
 shigellosis 10
- Sjögren syndrome 9
- Smallpox 2
- Staphylococci 7
 staphylococcal infections 12
Staphylococcus aureus 36
 methicillin-resistant (MRSA) 4, 22, 36
- Streptococcal disease
Streptococcus pneumoniae 4, 7, 36
 Group A 13
 Group B 19, 30
- Subtyping 27, 28

Index

- Surveillance v, 1, 2, 3, 4, 5, 6, 7, 8, 11, 12, 13, 15, 16, 17, 18, 19, 20, 21, 22, 23, 24, 25, 26, 27, 29, 30, 32, 33, 35, 36
- Travel v, 2, 7, 12, 19
Travel and Tropical Medicine Clinics 17
travelers health 4, 12, 20, 31, 32
- Tularemia 32
- Typing 27
- Rotavirus 10, 26
group A 29
- Toxic Shock Syndrome (TSS) 1, 10, 27, 31
- Transplantation 2, 7, 10
- Tuberculosis (TB) 1, 2, 3, 7, 8, 10, 12, 15, 16, 20
bovine 17
multi-drug resistant 15, 22, 35, 36
M. tuberculosis 16, 22
- Typhoid 18
- U.S. Agency for International Development (USAID)
21
- U.S. Department of Agriculture (USDA) 23, 24, 31, 32, 35
- Vaccination 6, 14, 18, 25, 28, 29, 30, 31
- Varicella-zoster virus 10
- Valley fever (see also Coccidioidomycosis) 24
- Vector-borne diseases 6, 7, 14, 24, 25, 34, 35
- Vibrio* species (see also Cholera) 11
- Waterborne diseases (see also Cryptosporidiosis) v, 2, 3, 4, 5, 7, 8, 11, 12, 14, 23, 25, 30, 35, 36
- Whipples disease 27
- World Health Organization (WHO) 21, 35
Arbovirus and Hemorrhagic Fever
Collaborating Centres 21,
Collaborating Centres 16
Global Influenza Surveillance Network 21
National Collaborating Laboratories 16
network 16
- Yellow Fever (YF) 2, 8, 24, 25
Aedes aegypti 25
- Zoonotic diseases 6, 7, 14, 17, 24, 25, 32

Suggested Citation

Centers for Disease Control and Prevention. Addressing Emerging Infectious Disease Threats: A Prevention Strategy for the United States. Atlanta, Georgia: U.S. Department of Health and Human Services, Public Health Service, 1994.

For additional copies of this plan, write to

Centers for Disease Control and Prevention
National Center for Infectious Diseases
Office of Program Resources – EP
Mailstop C-14
1600 Clifton Road
Atlanta, GA 30333