

Advance Data From Vital and Health Statistics

Persons with disabilities who experience problems accessing PDF files should contact nchsed@cdc.gov or call 301-458-4688.

These reports provide annual data summaries, present analyses of health topics, or present new information on methods or measurement issues.


No. 395. Healthy Eating Index Scores Among Adults, 60 Years of Age and Over, by Sociodemographic and Health Characteristics: United States, 1999-2002. 17 pp. (PHS) 2008-1250.  [\[PDF - 554 KB\]](#)

No. 394. Health Characteristics of the Asian Adult Population: United States, 2004-2006. 23 pp. (PHS) 2008-1250.  [\[PDF - 476 KB\]](#)


No. 393. Electronic Medical Record Use by Office-Based Physicians and Their Practices: United States, 2006. 8 pp. (PHS) 2008-1250.  [\[PDF - 193 KB\]](#)

No. 392. Fall Injury Episodes Among Noninstitutionalized Older Adults: United States, 2001-2003. 16 pp. (PHS) 2007-1250.  [\[PDF - 264 KB\]](#)

No. 391. Emergency Response Planning in Hospitals, United States: 2003-2004. 14 pp. (PHS) 2007-1250.  [\[PDF - 196 KB\]](#)

No. 390. National Ambulatory Medical Care Survey: Terrorism Preparedness Among Office-Based Physicians, United States, 2003-2004. 11 pp. (PHS) 2007-1250.  [\[PDF - 340 KB\]](#)
















No. 389. National Hospital Ambulatory Medical Care Survey: 2005 Outpatient Department Summary. 35 pp. (PHS) 2007-1250.  [\[PDF - 1.1 MB\]](#)
















No. 388. Ambulatory Medical Care Utilization Estimates for 2005. 16 pp. (PHS) 2007-1250.  [\[PDF - 528 KB\]](#)

No. 387. National Ambulatory Medical Care Survey: 2005 Summary. 40 pp. (PHS) 2007-1250.  [\[PDF - 1.1 MB\]](#)


No. 386. National Hospital Ambulatory Medical Care Survey: 2005 Emergency Department Summary. 32 pp. (PHS) 2007-1250.  [\[PDF - 528 KB\]](#)

No. 385. 2005 National Hospital Discharge Survey. 20 pp. (PHS) 2007-1250.  [\[PDF - 450 KB\]](#)


- No. 384.** Drug Use and Sexual Behaviors Reported by Adults: United States, 1999-2002. 15 pp. (PHS) 2007-1250.  [\[PDF - 204 KB\]](#)
- No. 383.** Office-based Medical Practices: Methods and Estimates from the National Ambulatory Medical Care Survey. 16 pp. (PHS) 2007-1250.  [\[PDF - 347 KB\]](#)
- No. 382.** Characteristics of Adults with Serious Psychological Distress as Measured by the K6 Scale: United States, 2001-04. 19 pp. (PHS) 2007-1250.  [\[PDF - 311 KB\]](#)
- No. 381.** The State of Childhood Asthma, United States, 1980-2005. 25 pp. (PHS) 2007-1250.  [\[PDF - 369 KB\]](#)
- No. 380.** Training for Terrorism-Related Conditions in Hospitals: United States, 2003-04. 9 pp. (PHS) 2007-1250.  [\[PDF - 257 KB\]](#)
- No. 379.** Total, Free, and Percent Free Prostate-Specific Antigen Levels among U.S. Men, 2001-04. 13 pp. (PHS) 2007-1250.  [\[PDF - 260 KB\]](#)
- No. 378.** Smoking and Alcohol Behaviors Reported by Adults: United States, 1999-2002. 25 pp. (PHS) 2007-1250.  [\[PDF - 260 KB\]](#)
- No. 377.** Measuring HIV risk in the U.S. population aged 15-44: Results from Cycle 6 of the National Survey of Family Growth. 28 pp. (PHS) 2006-1250.  [\[PDF - 608 KB\]](#)
- No. 376.** Staffing, Capacity, and Ambulance Diversion in Emergency Departments: United States, 2003-04. 24 pp. (PHS) 2006-1250.  [\[PDF - 1.1 MB\]](#)
- No. 375.** Prevalence of Functional Limitations Among Adults 60 Years of Age and Over: United States, 1999-2002. 8 pp. (PHS) 2006-1250.  [\[PDF - 137 KB\]](#)
- No. 374.** National Ambulatory Medical Care Survey: 2004 Summary. 34 pp. (PHS) 2006-1250.  [\[PDF - 783 KB\]](#)
- No. 373.** National Hospital Ambulatory Medical Care Survey: 2004 Outpatient Department Summary. 28 pp. (PHS) 2006-1250.  [\[PDF - 783 KB\]](#)
- No. 372.** National Ambulatory Medical Care Survey: 2004 Emergency Department Summary. 30 pp. (PHS) 2006-1250.  [\[PDF - 783 KB\]](#)
- No. 371.** 2004 National Hospital Discharge Survey. 20 pp. (PHS) 2006-1250.  [\[PDF - 783 KB\]](#)
- No. 370.** Health Characteristics of Adults 55 Years of Age and Over: United States, 2000-2003. 32 pp. (PHS) 2006-1250.  [\[PDF - 907 KB\]](#)
- No. 369.** Physical and Mental Health Characteristics of U.S.-and Foreign-Born Adults: United States, 1998-2003. 20 pp. (PHS) 2006-1250.  [\[PDF - 709 KB\]](#)

- No. 368.** Access to Health Care Among Hispanic or Latino Women: United States, 2000-2002. 26 pp. (PHS) 2006-1250.  [\[PDF - 703 KB\]](#)
- No. 367.** Availability of Pediatric Services and Equipment in Emergency Departments: United States, 2002-03. 16 pp. (PHS) 2006-1250.  [\[PDF - 722 KB\]](#)
- No. 366.** National Hospital Ambulatory Medical Care Survey: 2003 Outpatient Department Summary. 36 pp. (PHS) 2006-1250.  [\[PDF - 1.2 MB\]](#)
- No. 365.** National Ambulatory Medical Care Survey: 2003 Summary. 48 pp. (PHS) 2005-1250.  [\[PDF - 2.1 MB\]](#)
- No. 364.** Bioterrorism and Mass Casualty Preparedness in Hospitals: United States, 2003. 16 pp. (PHS) 2005-1250.  [\[PDF - 2.1 MB\]](#)
- No. 363.** HIV Testing in the United States, 2002. 32 pp. (PHS) 2006-1250.  [\[PDF - 1 MB\]](#)
- No. 362.** Sexual Behavior and Selected Health Measures: Men and Women 15-44 Years of Age, United States, 2002. 56 pp. (PHS) 2005-1250.  [\[PDF - 1.2 MB\]](#)
- No. 361.** Anthropometric Reference Data for Children and Adults: U.S. Population, 1999-2002. 32 pp. (PHS) 2005-1250.  [\[PDF - 789 KB\]](#)
- No. 360.** U.S. Children with Emotional and Behavioral Difficulties: Data from the 2001, 2002, and 2003 National Health Interview Surveys. 14 pp. (PHS) 2005-1250.  [\[PDF - 324 KB\]](#)
- No. 359.** 2003 National Hospital Discharge Survey. 20 pp. (PHS) 2005-1250.  [\[PDF - 694 KB\]](#)
- No. 358.** National Hospital Ambulatory Medical Care Survey: 2003 Emergency Department Summary. 38 pp. (PHS) 2005-1250.  [\[PDF - 1.2 MB\]](#)
- No. 357.** Changes in Use of Voluntary Workers in Nursing Homes: United States, 1985 and 1999. 8 pp. (PHS) 2005-1250.  [\[PDF - 546 KB\]](#)
- No. 356.** Health Characteristics of the American Indian and Alaska Native Adult Population: United States, 1999-2003. 22 pp. (PHS) 2005-1250.  [\[PDF - 632 KB\]](#)
- No. 355.** Trends in Health Insurance and Access to Medical Care for Children Under Age 19 Years: United States, 1998-2003. 12 pp. (PHS) 2005-1250.  [\[PDF - 234 KB\]](#)
- No. 354.** Access to Dental Care Among Hispanic or Latino Subgroups: United States, 2000-03. 16 pp. (PHS) 2005-1250.  [\[PDF - 434 KB\]](#)

No. 353. Use of Computerized Clinical Support Systems in Medical Settings: United States, 2001-03. 9 pp. (PHS) 2005-1250. [[PDF - 151 KB](#)]


No. 352. Seroprevalence of six infectious diseases among adults in the United States by race/ethnicity: Data from the third National Health and Nutrition Examination Survey, 1988-94. 10 pp. (PHS) 2005-1250. [[PDF - 478 KB](#)]

No. 351. Marital Status and Health: United States, 1999-2002. 33 pp. (PHS) 2005-1250. [[PDF - 620 KB](#)]

No. 350. Use of Contraception and Use of Family Planning Services in the United States: Z1982-2002. 35 pp. (PHS) 2005-1250. Fact Sheet [[PDF - 1.5 MB](#)]

No. 349. Prevalence of Leading Types of Dietary Supplements Used In the Third National Health and Nutrition Examination Survey, 1988-94. 8 pp. (PHS) 2005-1250. [[PDF - 273 KB](#)]


No. 348. Dietary Intake of Fats and Fatty Acids for the United States Population: 1999-2000. 7 pp. (PHS) 2005-1250. [[PDF - 411 KB](#)]

No. 347. Mean Body Weight, Height, and Body Mass Index, United States 1960-2002. 18 pp. (PHS) 2005-1250. [[PDF - 620 KB](#)]


No. 346. National Ambulatory Medical Care Survey: 2002 Summary. 44 pp. (PHS) 2004-1250. [[PDF - 1.8 MB](#)]

No. 345. National Hospital Ambulatory Medical Care Survey: 2002 Outpatient Department Summary. 35 pp. (PHS) 2004-1250. [[PDF - 1.6 MB](#)]


No. 344. Access to Health Care Among Hispanic/Latino Children: United States, 1998-2001. 24 pp. (PHS) 2004-1250. [[PDF - 714 KB](#)]

















No. 343. Complementary and Alternative Medicine Use Among Adults: United States, 2002. 30 pp. (PHS) 2004-1250. [[PDF - 1.4 MB](#)]

No. 342. 2002 National Hospital Discharge Survey. 30 pp. (PHS) 2004-1250. [[PDF - 1.4 MB](#)]

No. 341. Dietary Intake of Selected Minerals for the United States Population: 1999-2000. 6 pp. (PHS) 2004-1250. [[PDF - 246 KB](#)]


No. 340. National Hospital Ambulatory Medical Care Survey: 2002 Emergency Department Summary. 35 pp. (PHS) 2004-1250. [[PDF - 1.7 MB](#)]

No. 339. Dietary Intake of Selected Vitamins for the United States Population: 1999-2000. 5 pp. (PHS) 2004-1250. [[PDF - 239 KB](#)]

- No. 338.** National Hospital Ambulatory Medical Care Survey: 2001 Outpatient Department Summary. 32 pp. (PHS) 2003-1250.  [\[PDF - 1.5 MB\]](#)
- No. 337.** National Ambulatory Medical Care Survey: 2001 Summary. 44 pp. (PHS) 2003-1250.  [\[PDF - 1.9 MB\]](#)
- No. 336.** Utilization of Dental Care Services by Asians and Native Hawaiian or Other Pacific Islanders: United States, 1997-2000. 12 pp. (PHS) 2003-1250.  [\[PDF - 539 KB\]](#)
- No. 335.** National Hospital Ambulatory Medical Care Survey: 2001 Emergency Department Summary. 36 pp. (PHS) 2003-1250.  [\[PDF - 1.7 MB\]](#)
- No. 334.** Dietary Intake of Ten Key Nutrients for Public Health, United States: 1999-2000. 4 pp. (PHS) 2003-1250.  [\[PDF - 308 KB\]](#)
- No. 333.** Physical Activity Among Adults: United States, 2000. 23 pp. (PHS) 2003-1250.  [\[PDF - 788 KB\]](#)
- No. 332.** 2001 National Hospital Discharge Survey. 18 pp. (PHS) 2003-1250.  [\[PDF - 1.2 MB\]](#)
- No. 331.** Cigarette Smoking Behavior of Adults: United States, 1997-98. 28 pp. (PHS) 2002-1250.  [\[PDF - 1.2 MB\]](#)
- No. 330.** Body Weight Status of Adults: United States, 1997-98. 16 pp. (PHS) 2002-1250.  [\[PDF - 463 KB\]](#)
Companion Tables.  [\[PDF - 211 KB\]](#)
- No. 329.** 2000 National Hospital Discharge Survey. 19 pp. (PHS) 2001-1250.  [\[PDF - 1.1 MB\]](#)
- No. 328.** National Ambulatory Medical Care Survey: 2000 Summary. 32 pp. (PHS) 2001-1250.  [\[PDF - 1.3 MB\]](#)
- No. 327.** National Hospital Ambulatory Medical Care Survey: 2000 Outpatient Department Summary. 28 pp. (PHS) 2001-1250.  [\[PDF - 1.2 MB\]](#)
- No. 326.** National Hospital Ambulatory Medical Care Survey: 2000 Emergency Department Summary. 31 pp. (PHS) 2001-1250.  [\[PDF - 1.4 MB\]](#)
- No. 325.** Leisure-Time Physical Activity Among Adults: United States, 1997-98. 24 pp. (PHS) 2002-1250.  [\[PDF - 822 KB\]](#)
Companion Tables.  [\[PDF - 493 KB\]](#)

No. 324. Alcohol Use Among Adults: United States, 1997-98. 20 pp. (PHS) 2001-1250. [[PDF - 794 KB](#)]

Companion Tables. [[PDF - 226 KB](#)]

No. 323. First Marriage Dissolution, Divorce, and Remarriage: United States. 19 pp. (PHS) 2001-1250. [[PDF - 169 KB](#)]

No. 322. National Ambulatory Medical Care Survey: 1999 Summary. 36 pp. (PHS) 2001-1250. [[PDF - 1.3 MB](#)]

No. 321. National Hospital Ambulatory Medical Care Survey: 1999 Outpatient Department Summary. 28 pp. (PHS) 2001-1250. [[PDF - 1.4 MB](#)]


No. 320. National Hospital Ambulatory Medical Care Survey: 1999 Emergency Department Summary. 36 pp. (PHS) 2001-1250. [[PDF - 1 MB](#)]

No. 319. 1999 National Hospital Discharge Survey. 18 pp. (PHS) 2000-1250. [[PDF - 553 KB](#)]

No. 318. Hospitalizations for Injury: United States, 1996. 10 pp. (PHS) 2000-1250. [[PDF - 78 KB](#)]

No. 317. National Hospital Ambulatory Medical Care Survey: 1998 Outpatient Department Summary. 24 pp. (PHS) 2000-1250. [[PDF - 228 KB](#)]


No. 316. 1998 Summary: National Hospital Discharge Survey. 17 pp. (PHS) 2000-1250. [[PDF - 118 KB](#)]

No. 315. National Ambulatory Medical Care Survey: 1998 Summary. 26 pp. (PHS) 2000-1250. [[PDF - 250 KB](#)]

















No. 314. CDC Growth Charts: United States. 28 pp. (PHS) 2000-1250. [[PDF - 407 KB](#)]
















No. 313. National Hospital Ambulatory Medical Care Survey: 1998 Emergency Department Summary. 24 pp. (PHS) 2000-1250. [[PDF - 257 KB](#)]
















No. 312. Characteristics of Elderly Nursing Home Current Residents and Discharges: Data From the 1997 National Nursing Home Survey. 16 pp. (PHS) 2000-1250. [[PDF - 102 KB](#)]


No. 311. An Overview of Nursing Home Facilities: Data From the 1997 National Nursing Home Survey. 12 pp. (PHS) 2000-1250. Fact Sheet [[PDF - 217 KB](#)]

No. 310. Health Outcomes Among Hispanic Subgroups: Data From the National Health Interview Survey, 1992-95. 15 pp. (PHS) 2000-1250. [[PDF - 207 KB](#)]


- No. 309.** Characteristics of Elderly Home Health Care Users: Data From the 1996 National Home and Hospice Care Survey. 12 pp. (PHS) 2000-1250.  [\[PDF - 93 KB\]](#)
- No. 308.** 1997 Summary: National Hospital Discharge Survey. 16 pp. (PHS) 99-1250.  [\[PDF - 105 KB\]](#)
- No. 307.** National Hospital Ambulatory Medical Care Survey: 1997 Outpatient Department Summary. 24 pp. (PHS) 99-1250.  [\[PDF - 318 KB\]](#)
- No. 306.** Adoption, Adoption Seeking, and Relinquishment for Adoption in the United States. 16 pp. (PHS) 99-1250.  [\[PDF - 304 KB\]](#)
- No. 305.** National Ambulatory Medical Care Survey: 1997 Summary. 28 pp. (PHS) 99-1250.  [\[PDF - 469 KB\]](#)
- No. 304.** National Hospital Ambulatory Medical Care Survey: 1997 Emergency Department Summary. 24 pp. (PHS) 99-1250.  [\[PDF - 648 KB\]](#)
- No. 303.** International Comparative Analysis of Injury Mortality -- Findings From the ICE on Injury Statistics. 20 pp. (PHS) 98-1250.  [\[PDF - 218 KB\]](#)
- No. 302.** Office Visits to Orthopedic Surgeons: United States, 1995-96. 32 pp. (PHS) 98-1250.  [\[PDF - 669 KB\]](#)
- No. 301.** 1996 Summary: National Hospital Discharge Survey. 16 pp. (PHS) 98-1250.  [\[PDF - 84 KB\]](#)
- No. 300.** Ambulatory Surgery in the United States, 1996. 16 pp. (PHS) 98-1250.  [\[PDF - 341 KB\]](#)
- No. 299.** Characteristics of Hospice Care Users: Data From the 1996 National Home and Hospice Care Survey. 16 pp. (PHS) 98-1250.  [\[PDF - 240 KB\]](#)
- No. 298.** Health Status of Asian Americans: United States, 1992-94. 16 pp. (PHS) 98-1250.  [\[PDF - 99 KB\]](#)
- No 297.** An Overview of Home Health and Hospice Care Patients: 1996 National Home and Hospice Care Survey. 36 pp. (PHS) 98-1250.  [\[PDF - 1.1 MB\]](#)
- No. 296.** Ambulatory Surgery in the United States, 1995. 16 pp. (PHS) 98-1250.  [\[PDF - 303 KB\]](#)
- No. 295.** National Ambulatory Medical Care Survey: 1996 Summary. 28 pp. (PHS) 98-1250.  [\[PDF - 534 KB\]](#)
- No. 294.** National Hospital Ambulatory Medical Care Survey: 1996 Outpatient Department Summary. 20 pp. (PHS) 98-1250.  [\[PDF - 363 KB\]](#)

- No. 293.** National Hospital Ambulatory Medical Care Survey: 1996 Emergency Department Summary. 28 pp. (PHS) 98-1250.  [\[PDF - 392 KB\]](#)
- No. 292.** Trends and Differential Use of Assistive Technology Devices: United States, 1994. 12 pp. (PHS) 98-1250.  [\[PDF - 77 KB\]](#)
- No. 291.** 1995 Summary: National Hospital Discharge Survey. 12 pp. (PHS) 97-1250.  [\[PDF - 86 KB\]](#)
- No. 290.** Medication Therapy in Ambulatory Medical Care National Ambulatory Medical Care Survey and National Hospital Ambulatory Medical Care Survey, 1992. 24 pp. (PHS) 97-1250.  [\[PDF - 392 KB\]](#)
- No. 289.** Characteristics of Elderly Nursing Home Residents: Data From the 1995 National Nursing Home Survey. 12 pp. (PHS) 97-1250.  [\[PDF - 392 KB\]](#)
- No. 288.** Smoking Behavior of Recent Mothers, 18-44 Years of Age, Before and After Pregnancy: United States, 1990. 12 pp. (PHS) 97-1250.  [\[PDF - 148 KB\]](#)
- No. 287.** Characteristics of Hospice Care Discharges: United States, 1993-94. 16 pp. (PHS) 97-1250.  [\[PDF - 214 KB\]](#)
- No. 286.** National Ambulatory Medical Care Survey: 1995 Summary. 28 pp. (PHS) 97-1250.  [\[PDF - 348 KB\]](#)
- No. 285.** National Hospital Ambulatory Medical Care Survey: 1995 Emergency Department Summary. 20 pp. (PHS) 97-1250.  [\[PDF - 326 KB\]](#)
- No. 284.** National Hospital Ambulatory Medical Care Survey: 1995 Outpatient Department Summary. 20 pp. (PHS) 97-1250.  [\[PDF - 195 KB\]](#)
- No. 283.** Ambulatory Surgery in the United States, 1994. 16 pp. (PHS) 97-1250.  [\[PDF - 270 KB\]](#)
- No. 282.** Characteristics of Patients Receiving Hospice Care Services: United States, 1994. 16 pp. (PHS) 97-1250.  [\[PDF - 194 KB\]](#)
- No. 281.** Negative Mood and Urban vs. Rural Residence: Using Proximity to MSAs as an Alternative Measure of Residence. 12 pp. (PHS) 97-1250.  [\[PDF - 211 KB\]](#)
- No. 280.** An Overview of Nursing Homes and Their Current Residents: Data From the 1995 National Nursing Home Survey. 12 pp. (PHS) 97-1250.  [\[PDF - 167 KB\]](#)
- No. 279.** Characteristics of Elderly Home Health Care Users: Data From the 1994 National Home and Hospice Care Survey. 12 pp. (PHS) 96-1250.  [\[PDF - 105 KB\]](#)


- No. 278.** 1994 Summary: National Hospital Discharge Survey. 12 pp. (PHS) 96-1250.  [\[PDF - 127 KB\]](#)
- No. 277.** Ambulatory Care Visits for Asthma: United States, 1993-94. 20 pp. (PHS) 96-1250.  [\[PDF - 287 KB\]](#)
- No. 276.** National Hospital Ambulatory Medical Care Survey: 1994 Outpatient Department Summary. 12 pp. (PHS) 96-1250.  [\[PDF - 221 KB\]](#)
- No. 275.** National Hospital Ambulatory Medical Care Survey: 1994 Emergency Department Summary. 20 pp. (PHS) 96-1250.  [\[PDF - 243 KB\]](#)
- No. 274.** An Overview of Home Health and Hospice Care Patients: 1994 National Home and Hospice Care Survey. 8 pp. (PHS) 96-1250.  [\[PDF - 979 KB\]](#)
- No. 273.** National Ambulatory Medical Care Survey: 1994 Summary. 20 pp. (PHS) 96-1250.  [\[PDF - 2.3 MB\]](#)
- No. 272.** Characteristics of Elderly Home Health Care Users: Data From the 1993 National Home and Hospice Care Survey. 12 pp. (PHS) 96-1250.  [\[PDF - 1.3 MB\]](#)
- No. 271.** National Hospital Ambulatory Medical Care Survey: 1993 Emergency Department Summary. 16 pp. (PHS) 96-1250.  [\[PDF - 199 KB\]](#)
- No. 270.** National Ambulatory Medical Care Survey: 1993 Summary. 20 pp. (PHS) 96-1250.  [\[PDF - 2.5 MB\]](#)
- No. 269.** Characteristics of Prepaid Plan Visits to Office-Based Physicians: United States, 1991. 20 pp. (PHS) 96-1250.  [\[PDF - 2.1 MB\]](#)
- No. 268.** National Hospital Ambulatory Medical Care Survey: 1993 Outpatient Department Summary. 12 pp. (PHS) 95-1250.  [\[PDF - 214 KB\]](#)
- No. 267.** Office Visits to Neurologists: United States, 1991-92. 20 pp. (PHS) 95-1250.  [\[PDF - 2.1 MB\]](#)
- No. 266.** Urban and Rural Classification of National Health Provider Inventory Providers: United States, 1991. 12 pp. (PHS) 95-1250.  [\[PDF - 1.1 MB\]](#)
- No. 265.** Underreporting of Race in the National Hospital Discharge Survey. 11 pp. (PHS) 95-1250.  [\[PDF - 1.4 MB\]](#)
- No. 264.** 1993 Summary: National Hospital Discharge Survey. 12 pp. (PHS) 95-1250.  [\[PDF - 108 KB\]](#)


No. 263. Relationship Between Cigarette Smoking and Other Unhealthy Behaviors Among Our Nation's Youth: United States, 1992. 12 pp. (PHS) 95-1250.  [\[PDF - 1.3 MB\]](#)

No. 262. Office Visits for Glaucoma: United States, 1991-92. 16 pp. (PHS) 95-1250.  [\[PDF - 1.7 MB\]](#)


No. 261. Injury-Related Visits to Hospital Emergency Departments: United States, 1992. 20 pp. (PHS) 95-1250.  [\[PDF - 2.2 MB\]](#)

No. 260. Contraceptive Use in the United States: 1982-90. 16 pp. (PHS) 95-1250.  [\[PDF - 2.1 MB\]](#)

No. 259. Characteristics of Elderly Men and Women Discharged From Home Health Care Services: United States, 1991-92. 8 pp. (PHS) 95-1250.  [\[PDF - 984 KB\]](#)

No. 258. Dietary Intake of Vitamins, Minerals, and Fiber of Persons Ages 2 Months and Over in the United States: Third National Health and Nutrition Examination Survey, Phase 1, 1988-91. 28 pp. (PHS) 95-1250.  [\[PDF - 4.5 MB\]](#)

No. 257. Hospices and Home Health Agencies: Data From the 1991 National Health Provider Inventory. 8 pp. (PHS) 95-1250.  [\[PDF - 790 KB\]](#)

No. 256. An Overview of Home and Hospice Care Patients: Preliminary Data from the 1993 National Home and Hospice Care Survey. 12 pp. (PHS) 94-1250.  [\[PDF - 1.3 MB\]](#)

No. 255. Energy and Macronutrient Intakes of Persons Ages 2 Months and Over in the United States: Third National Health and Nutrition Examination Survey, Phase 1, 1988-91. 24 pp. (PHS) 95-1250.  [\[PDF - 1.9 MB\]](#)

No. 254. Health Insurance and Cancer Screening Among Women. 12 pp. (PHS) 94-1250.  [\[PDF - 1.2 MB\]](#)


No. 253. National Ambulatory Medical Care Survey. 20 pp. (PHS) 94-1250.  [\[PDF - 2.4 MB\]](#)


No. 252. Hospitalizations for Injury and Poisoning in the United States, 1991. 12 pp. (PHS) 94-1250.  [\[PDF - 1.3 MB\]](#)

No. 251. Alcohol- and Drug-Related Visits to Hospital Emergency Departments: 1992 National Hospital Ambulatory Medical Care Survey. 16 pp. (PHS) 94-1250.  [\[PDF - 1.9 MB\]](#)


No. 250. Injury Prevention Measures in Households With Children in the United States, 1990. 16 pp. (PHS) 94-1250.  [\[PDF - 1.2 MB\]](#)

No. 249. 1992 Summary: National Hospital Discharge Survey. 12 pp. (PHS) 95-1250.  [\[PDF - 1.6 MB\]](#)

No. 248. National Hospital Ambulatory Medical Care Survey: 1992 Outpatient Department Summary. 12 pp. (PHS) 94-1250.  [\[PDF - 1.3 MB\]](#)


No. 247. Characteristics of Elderly Home Health Patients: Preliminary Data From the 1992 National Home and Hospice Care Survey. 12 pp. (PHS) 94-1250.  [\[PDF - 1.4 MB\]](#)


No. 246. Restricted Activity Days and Other Problems Associated With Use of Marijuana or Cocaine Among Persons 18-24 Years of Age: United States, 1991. 12 pp. (PHS) 94-1250.  [\[PDF - 1.3 MB\]](#)


No. 245. National Hospital Ambulatory Medical Care Survey: 1992 Emergency Department Summary. 12 pp. (PHS) 94-1250.  [\[PDF - 177 KB\]](#)

No. 244. Nursing Homes and Board and Care Homes. 8 pp. (PHS) 94-1250.  [\[PDF - 936 KB\]](#)


No. 243. AIDS Knowledge and Attitudes for 1992. 16 pp. (PHS) 94-1250.  [\[PDF - 2.1 MB\]](#)

No. 242. Firearm and Motor Vehicle Injury Mortality-Variations by State, Race, and Ethnicity: United States, 1990-91. 12 pp. (PHS) 94-1250.  [\[PDF - 1.3 MB\]](#)


No. 241. Health of Foreign-Born Population: United States, 1989-90. 12 pp. (PHS) 94-1250.  [\[PDF - 1.1 MB\]](#)

No. 240. Office Visits to Dermatologists: National Ambulatory Medical Care Survey, United States, 1989-90. 12 pp. (PHS) 94-1250.  [\[PDF - 1 MB\]](#)

No. 239. AIDS-Related Behavior Among Women 15-44 Years of Age: United States, 1988 and 1990. 16 pp. (PHS) 94-1250.  [\[PDF - 1.9 MB\]](#)

No. 238. Human Immunodeficiency Virus Antibody Testing in Women 15-44 Years of Age: United States, 1990. 16 pp. (PHS) 94-1250.  [\[PDF - 1.5 MB\]](#)


No. 237. Office Visits to Psychiatrists: United States, 1989-90. 16 pp. (PHS) 94-1250.  [\[PDF - 2 MB\]](#)


No. 236. Negative Moods as Correlates of Smoking and Heavier Drinking: Implications for Health Promotion. Schoenborn, C. A., Horm, J. M. November 4, 1993. 16 pp. (PHS) 93-1250.  [\[PDF - 1.5 MB\]](#)

No. 235. Overview of Home Health and Hospice Care Patients: Preliminary Data From the 1992 National Home and Hospice Care Survey. Strahan, G. W. July 28, 1993. 12 pp. (PHS) 93-1250. [PDF - 1.1 MB]

No. 234. Office Visits to Urologists: United States, 1989-90. Woodwell, D. A. May 13, 1993. 12 pp. (PHS) 93-1250. [PDF - 1.4 MB]


No. 233. No publication.

No. 232. Drug Utilization in Office Practice. National Ambulatory Medical Care Survey, 1990. Nelson, C. R. March 25, 1993. 12 pp. (PHS) 93-1250. [PDF - 1.6 MB]


No. 231. Firearm Mortality Among Children, Youth, and Young Adults 1-34 Years of Age, Trends and Current Status: United States, 1985-90. Fingerhut, L. A. March 23, 1993. 20 pp. (PHS) 93-1250. [PDF - 1.7 MB]


No. 230. National Ambulatory Medical Care Survey: 1991 Summary. Schappert, S. M. March 29, 1993. 20 pp. (PHS) 93-1250. [PDF - 2.2 MB]


No. 229. Long-Stay Patients in Short-Stay Hospitals. Hall, M. J., Kozak, L. J. March 11, 1993. 16 pp. (PHS) 93-1250. [PDF - 2 MB]


No. 228. Office Visits to General Surgeons 1989-90, National Ambulatory Medical Care Survey. Woodwell, D. A. March 2, 1993. 12 pp. (PHS) 93-1250. [PDF - 1.5 MB]


No. 227. 1991 Summary: National Hospital Discharge Survey. Graves, E. J. March 3, 1993. 12 pp. (PHS) 93-1250. [PDF - 1.6 MB]


No. 226. Office Visits to Cardiovascular Disease Specialists: United States, 1989-90. Schappert, S. M. March 4, 1993. 16 pp. (PHS) 93-1250. [PDF - 1.8 MB]


No. 225. AIDS Knowledge and Attitudes for 1991. Data From the National Health Interview Survey. Aguilar, S. M., Hardy, A. M. January 6, 1993. 16 pp. (PHS) 93-1250. [PDF - 2.1 MB]


No. 224. Teenage Tobacco Use: Data Estimates From the Teenage Attitudes and Practices Survey: United States, 1989. Allen, K. F., Moss, A. J., Giovino, G. A., Shopland, D. R., Pierce, J.P. February 1, 1993. 20 pp. (PHS) 93-1250. [PDF - 2.4 MB]


No. 223. Office Visits to Obstetricians and Gynecologists: United States, 1989-90. Schappert, S. M. January 13, 1993. 16 pp. (PHS) 93-1250. [PDF - 1.6 MB]


No. 222. Office Visits to Otolaryngologists 1989-90, National Ambulatory Medical Care Survey. Woodwell, D. A. December 8, 1992. 12 pp. (PHS) 93-1250. [PDF - 1.4 MB]


No. 221. Recent Trends in Adolescent Smoking, Smoking-Uptake Correlates, and Expectations About the Future. Moss, A. J., Allen, K. F., Giovino, G. A., Mills, S. L. December 2, 1992. 28 pp. (PHS) 93-1250. [PDF - 3.1 MB]

No. 220. Expected Principal Source of Payment For Hospital Discharges: United States, 1990. Graves, E. J. November 12, 1992. 16 pp. (PHS) 93-1250. [PDF - 1.9 MB]


No. 219. Trends in Childhood Use of Dental Care Products Containing Fluoride: United States, 1983-89. Wagener, D. K., Nourjah, P., Horowitz, A.M. November 20, 1992. 16 pp. (PHS) 93-1250. [PDF - 1.7 MB]

No. 218. Serious Mental Illness and Disability in the Adult Household Population: United States, 1989. Barker, P. R., Manderscheid, R. W., Hendershot, G. E., Jack, S. S., Schoenborn, C. A., Goldstrom, I. September 16, 1992. 12 pp. (PHS) 92-1250. [PDF - 1.5 MB]


No. 217. Assistive Technology Devices and Home Accessibility Features: Prevalence, Payment, Need, and Trends. LaPlante, M. P., Hendershot, G. E., Moss, A. J. September 16, 1992. 12 pp. (PHS) 92-1250. [PDF - 1.4 MB]

No. 216. AIDS Knowledge and Attitudes for January - March 1991: Provisional Data From the National Health Interview Survey. Hardy, A. M. August 21, 1992. 16 pp. (PHS) 92-1250. [PDF - 1.6 MB]


No. 215. Health Insurance and Utilization of Medical Care for Chronically Ill Children with Special Needs. Health of Our Nation's Children: United States, 1988. Aday, L. A. August 18, 1992. 8 pp. (PHS) 92-1250). [PDF - 928 KB]


No. 214. Office Visits for Otitis Media: United States, 1975-90. Schappert, S. M. September 8, 1992. 20 pp. (PHS) 92-1250. [PDF - 1.7 MB]


No. 213. National Ambulatory Medical Care Survey: 1990 Summary. Schappert, S. M. April 30, 1992. 12 pp. (PHS) 92-1250. [PDF - 1.5 MB]


No. 212. Prevalence of Major Digestive Disorders and Bowel Symptoms, 1989. LeClere, F. B., Moss, A. J., Everhart, J. E., Roth, H. P. March 24, 1992. 16 pp. (PHS) 92-1250. [PDF - 1.6 MB]


No. 211. Office Visits for Diabetes Mellitus: United States, 1989. Schappert, S. M. March 24, 1992. 12 pp. (PHS) 92-1250. [PDF - 1.3 MB]

No. 210. 1990 Summary: National Hospital Discharge Survey. Graves, E. J. February 18, 1992. 12 pp. (PHS) 92-1250. [PDF - 1.6 MB]


No. 209. Office Visits to Internists. 1989. Woodwell, D. A. April 28, 1992. 12 pp. (PHS) 92-1250. [PDF - 1.3 MB]


No. 208. Office Visits to Pediatric Specialists, 1989. Woodwell, D. January 17, 1992. 12 pp. (PHS) 92-1250. [PDF - 1.1 MB]

No. 207. AIDS Knowledge and Attitudes of Hispanic Americans: United States, 1990. Biddlecom, A. E., Hardy, A. M. October 17, 1991. 24 pp. (PHS) 92-1250. [PDF - 3.3 MB]


No. 206. AIDS Knowledge and Attitudes of Black Americans: United States, 1990. Hardy, A. M., Biddlecom A. E. October 16, 1991. 24 pp. (PHS) 91-1250. [PDF - 3.2 MB]


No. 205. Exposure to Alcoholism in the Family: United States, 1988. Schoenborn, C. A. September 30, 1991. 16 pp. (PHS) 91-1250. [PDF - 1.9 MB]


No. 204. AIDS Knowledge and Attitudes for October-December 1990: Provisional Data From the National Health Interview Survey. Hardy, A. M. July 1, 1991. 12 pp. (PHS) 91-1250. [PDF - 1.3 MB]


No. 203. 1989 Summary: National Ambulatory Medical Care Survey. Delozier, J. E., Gagnon, R. O. July 1, 1991. 12 pp. (PHS) 91-1250. [PDF - 1.1 MB]


No. 202. Children's Exposure to Environmental Cigarette Smoke Before and After Birth: Health of Our Nation's Children: United States, 1988. Overpeck, M. D., Moss, A. J. June 18, 1991. 12 pp. (PHS) 91-1250. [PDF - 1.5 MB]

No. 201. Characteristics of Persons With and Without Health Care Coverage: United States, 1989. Ries, P. June 18, 1991. 12 pp. (PHS) 91-1250. [PDF - 1.2 MB]

No. 200. AIDS-Related Knowledge and Behavior Among Women 15-44 Years of Age: United States, 1988. McNally, J. W., Mosher W. D. May 14, 1991. 12 pp. (PHS) 91-1250. [PDF - 1.5 MB]


No. 199. 1989 Summary: National Hospital Discharge Survey. Graves, E. J April 9, 1991. 12 pp. (PHS) 91-1250. [PDF - 1.7 MB]


No. 198. AIDS Knowledge and Attitudes for July-September 1990: Provisional Data From the National Health Interview Survey. Adams, P. F., Hardy, A. M. April 1, 1991. 12 pp. (PHS) 91-1250. [PDF - 1.8 MB]


No. 197. Disability and Health: Characteristics of Persons by Limitation of Activity and Assessed Health Status: United States, 1984-88. Ries, P., Brown, S. May 21, 1991. 12 pp. (PHS) 91-1250. [PDF - 1.5 MB]

No. 196. Office Visits by Adolescents. Nelson, C. April 11, 1991. 12 pp. (PHS) 91-1250.  [\[PDF - 1.1 MB\]](#)


No. 195. AIDS Knowledge and Attitudes for April-June 1990: Provisional Data From the National Health Interview Survey. Fitti, J. E., Cynamon, M. December 18, 1990. 12 pp. (PHS) 91-1250.  [\[PDF - 1.5 MB\]](#)


No. 194. Cohabitation, Marriage, Marital Dissolution, and Remarriage: United States, 1988. London, K. A. January 4, 1990. 8 pp. (PHS) 91-1250.  [\[PDF - 1.1 MB\]](#)


No. 193. AIDS Knowledge and Attitudes for January-March 1990: Provisional Data From the National Health Interview Survey. Dawson, D. A. September 26, 1990. 12 pp. (PHS) 90-1250.  [\[PDF - 1.7 MB\]](#)


No. 192. Fecundity and Infertility in the United States, 1965-88. Mosher, W. D., Pratt, W. F. December 4, 1990. 12 pp. (PHS) 91-1250.  [\[PDF - 1.1 MB\]](#)


No. 191. Use of Selected Medical Device Implants in the United States, 1988. Moss, A. J., Hamburger S., Moore, R. M., Jeng, L. L., Howie, L. J. February 26, 1990. 24 pp. (PHS) 91-1250.  [\[PDF - 2.6 MB\]](#)


No. 190. Developmental, Learning, and Emotional Problems: Health of Our Nation's Children: United States, 1988. Zill, N., Schoenborn, C. A. November 16, 1990. 20 pp. (PHS) 91-1250.  [\[PDF - 2 MB\]](#)


No. 189. Wanted and Unwanted Childbearing in the United States: 1973-88. Williams, L. B., Pratt, W. F. September 26, 1990. 8 pp. (PHS) 90-1250.  [\[PDF - 1 MB\]](#)













No. 188. Health Insurance and Medical Care: Health of Our Nation's Children: United States, 1988. Bloom, B. October 1, 1990. 8 pp. (PHS) 90-1250.  [\[PDF - 942 KB\]](#)


No. 187. Child Care Arrangements: Health of Our Nation's Children: United States, 1988. Dawson, D. A., Cain, V. S. October 1, 1990. 12 pp. (PHS) 90-1250.  [\[PDF - 113 KB\]](#)


No. 186. AIDS Knowledge and Attitudes for October-December 1989: Provisional Data From the National Health Interview Survey. Hardy, A. M. June 25, 1990. 12 pp. (PHS) 90-1250.  [\[PDF - 1.8 MB\]](#)

No. 185. 1988 Summary: National Hospital Discharge Survey. Graves, E. J. June 19, 1990. 12 pp. (PHS) 90-1250.  [\[PDF - 1.8 MB\]](#)

No. 184. Use of Family Planning Services in the United States: 1982 and 1988. Mosher, W. D. April 11, 1990. 8 pp. (PHS) 90-1250.  [\[PDF - 896 KB\]](#)


- No. 183.** AIDS Knowledge and Attitudes for July-September 1989, Provisional Data From the National Health Interview Survey. Dawson, D. A. March 14, 1990. 12 pp. (PHS) 90-1250. [PDF - 1.8 MB]
- No. 182.** Contraceptive Use in the United States. 1973-88. Mosher, W. D., Pratt, W. F. March 20, 1990. 12 pp. (PHS) 90-1250. [PDF - 1.3 MB]
- No. 181.** Adoption in the 1980's. Bachrach, C. A., Adams, P. F., Sambrano, S., London, K. A. January 5, 1989. 12 pp. (PHS) 90-1250. [PDF - 1.3 MB]
- No. 180.** Characteristics of Persons Dying From Cardiovascular Diseases, Preliminary Data From the 1986 National Mortality Followback Survey. Powell-Griner, E. February 8, 1990. 16 pp. (PHS) 90-1250. [PDF - 1.6 MB]
- No. 179.** AIDS Knowledge and Attitudes for April-June 1989, Provisional Data From the National Health Interview Survey. Hardy, A. M. November 1, 1989. 12 pp. (PHS) 90-1250. [PDF - 1.7 MB]
- No. 178.** Firearm Mortality Among Children and Youth. Fingerhut, L. A., Kleinman, J. C. November 3, 1989. 8 pp. (PHS) 90-1250. [PDF - 632 KB]
- No. 177.** Utilization of Controlled Drugs in Office-Based Ambulatory Care: National Ambulatory Medical Care Survey, 1985. Koch, H., Knapp, D. A. August 29, 1989. 8 pp. (PHS) 89-1250. [PDF - 1 MB]
- No. 176.** AIDS Knowledge and Attitudes for January-March 1989, Provisional Data From the National Health Interview Survey. Dawson, D. A. August 15, 1989. 12 pp. (PHS) 89-1250. [PDF - 1.8 MB]
- No. 175.** AIDS Knowledge and Attitudes for December 1988, Provisional Data From the National Health Interview Survey. Hardy, A. M., Dawson, D. A. May 31, 1989. 12 pp. (PHS) 89-1250. [PDF - 2 MB]
- No. 174.** Use of Vitamin and Mineral Supplements in the United States: Current Users, Types of Products, and Nutrients. Moss, A. J., Levy, A. S., Kim, I., Park, Y. K. July 18, 1989. 20 pp. (PHS) 89-1250. [PDF - 2.2 MB]
- No. 173.** Characteristics of Persons Dying From AIDS, Preliminary Data From the 1986 National Mortality Followback Survey. Kapantais, G., Powell-Griner, E. August 24, 1989. 8 pp. (PHS) 89-1250. [PDF - 1 MB]
- No. 172.** Characteristics of Persons Dying of Diseases of Heart: Preliminary Data From the 1986 National Mortality Followback Survey. Kapantais, G., Powell-Griner, E. August 24, 1989. 32 pp. (PHS) 89-1250. [PDF - 3.5 MB]

No. 171. Office Visits to Cardiovascular Disease Specialists, 1985. Nelson, C June 23, 1989. 8 pp. (PHS) 89-1250. [PDF - 981 KB]


No. 170. Aging in the Eighties: The Prevalence of Comorbidity and Its Association With Disability. Guralnik, J. M., LaCroix, A. Z., Everett, D. F., Kovar, M. G. May 26, 1989. 8 pp. (PHS) 89-1250. [PDF - 789 KB]

No. 169. Hospital Inpatient Surgery: United States, 1983-87. Kozak, L. J. May 23, 1989. 16 pp. (PHS) 89-1250. [PDF - 1.4 MB]


No. 168. Health Characteristics of Workers by Occupation and Sex: United States, 1983-85. Collins, J. G., Thornberry, O. T. April 25, 1989. 12 pp. (PHS) 88-1250. [PDF - 1.3 MB]


No. 167. AIDS Knowledge and Attitudes for October and November 1988, Provisional Data From the National Health Interview Survey. Hardy, A. M., Dawson, D. A April 19, 1989. 20 pp. (PHS) 88-1250. [PDF - 2.9 MB]


No. 166. AIDS Knowledge and Attitudes of Hispanic Americans, Provisional Data From the National Health Interview Survey. Dawson, D. A., Hardy, A. M. April 11, 1989. 24 pp. (PHS) 88-1250. [PDF - 2.7 MB]

No. 165. AIDS Knowledge and Attitudes of Black Americans, Provisional Data From the National Health Interview Survey. Dawson, D. A., Hardy, A. M. March 30, 1989. 24 pp. (PHS) 88-1250. [PDF - 3.2 MB]


No. 164. AIDS Knowledge and Attitudes for September 1988, Provisional Data From the National Health Interview Survey. Dawson, D.A. January 3, 1989. 12 pp. (PHS) 88-1250. [PDF - 1.7 MB]


No. 163. AIDS Knowledge and Attitudes: August 1988, Provisional Data From the National Health Interview Survey. Dawson, D. A. December 15, 1988. 12 pp. (PHS) 88-1250. [PDF - 1 MB]

No. 162 (Rev.). Practice Patterns of the Office Based Ophthalmologist, National Ambulatory Medical Care Survey, 1985. Koch, H. January 31, 1989. 12 pp. (PHS) 88-1250. [PDF - 1.4 MB]


No. 161. AIDS Knowledge and Attitudes for July 1988. Provisional Data From the National Health Interview Survey. Dawson, D. A. October 11, 1988. 12 pp. (PHS) 88-1250. [PDF - 1.8 MB]

No. 160. AIDS Knowledge and Attitudes for May and June 1988, Provisional Data From the National Health Interview Survey. Dawson, D. A. September 26, 1988. 24 pp. (PHS) 88-1250. [PDF - 3.2 MB]


No. 159 (Rev.). 1987 Summary: National Hospital Discharge Survey. September 28, 1988. 16 pp. (PHS) 88-1250.  [\[PDF - 1.3 MB\]](#)


No. 158. Office Visits to Neurologists. Nelson, C. July 18, 1988. 8 pp. (PHS) 88-1250.  [\[PDF - 938 KB\]](#)


No. 157. Health of the Foreign-Born Population: United States, 1985-86. Hendershot, G. E. June 13, 1988. (PHS) 88-1250.  [\[PDF - 661 KB\]](#)


No. 156. Utilization of Short-Stay Hospitals by Patients With AIDS: United States, 1984-86. Graves, E. J. May 24, 1988. 8 pp. (PHS) 88-1250.  [\[PDF - 791 KB\]](#)


No. 155. Prevalence of Selected Chronic Conditions, United States, 1983-85. Collins, J. G. May 24, 1988. 16 pp. (PHS) 88-1250.  [\[PDF - 1.4 MB\]](#)

No. 154. Relationships Between Smoking and Other Unhealthy Habits: United States, 1985. Schoenborn, C. A., Benson, V. May 27, 1988. 8 pp. (PHS) 88-1250.  [\[PDF - 918 KB\]](#)


No. 153. AIDS Knowledge and Attitudes for December 1987, Provisional Data From the National Health Interview Survey. Dawson, D. A., Thornberry, O. T. May 16, 1988. 12 pp. (PHS) 88-1250.  [\[PDF - 1.7 MB\]](#)

No. 152. Characteristics of Registered Nurses in Nursing Homes, Preliminary Data From the 1985 National Nursing Home Survey. Strahan, G. April 14, 1988. 8 pp. (PHS) 88-1250.  [\[PDF - 810 KB\]](#)


No. 151. AIDS Knowledge and Attitudes for November 1987, Provisional Data From the National Health Interview Survey. Dawson, D. A., Thornberry, O. T. March 16, 1988. 12 pp. (PHS) 88-1250.  [\[PDF - 1.6 MB\]](#)

No. 150. AIDS Knowledge and Attitudes for October 1987, Provisional Data From the National Health Survey. Dawson, D. A., Cynamon, M., Fitti, J. E. March 9, 1988. 12 pp. (PHS) 88-1250.  [\[PDF - 1.7 MB\]](#)


No. 149. Aging in the Eighties, People Living Alone--Two Years Later. Data From the 1984 and 1986 Longitudinal Study of Aging Interview. Kovar, M. G. April 4, 1988. 12 pp. (PHS) 88-1250.  [\[PDF - 1 MB\]](#)


No. 148. AIDS Knowledge and Attitudes for September 1987, Provisional Data From the National Health Interview Survey. Dawson, D. A., Cynamon, M., Fitti, J. E. January 18, 1987. 12 pp. (PHS) 88-1250.  [\[PDF - 1.4 MB\]](#)


No. 147. Nursing and Related Care Homes as Reported From the 1986 Inventory of Long-Term Care Places. Sirrocco, A. January 22, 1988. 12 pp. (PHS) 88-1250.  [\[PDF - 857 KB\]](#)


No. 146. AIDS Knowledge and Attitudes: Provisional Data From the National Health Interview Survey: United States. August 1987. Dawson, D. A., Cynamon, M, Fitti, J. E. November 19, 1987. 12 pp. (PHS) 88-1250.  [\[PDF - 1.5 MB\]](#)


No. 145. 1986 Summary: National Hospital Discharge Survey. September 30, 1987. 16 pp. (PHS) 87-1250.  [\[PDF - 1.2 MB\]](#)


No. 144. Expected Principal Source of Payment for Hospital Discharges: United States, 1985. Graves, E. J. December 7, 1987. 12 pp. (PHS) 87-1250.  [\[PDF - 1.3 MB\]](#)


No. 143. The 1986 Inventory of Long-Term Care Places, An Overview of Facilities for the Mentally Retarded. Sirrocco, A September 30, 1987. 8 pp. (PHS) 87-1250.  [\[PDF - 985 KB\]](#)


No. 142. Discharges From Nursing Homes: Preliminary Data From the 1985 National Nursing Home Survey. Sekscenski, E. S. September 30, 1987. 16 pp. (PHS) 87-1250.  [\[PDF - 1.5 MB\]](#)


No. 141. Health Practices and Perceptions of U.S. Adults With Noninsulin-Dependent Diabetes: Data From the 1985 National Health Interview Survey of Health Promotion and Disease Prevention. Drury, T. F., Shannon, I. I. September 23, 1987. 20 pp. (PHS) 87-1250.  [\[PDF - 2.2 MB\]](#)


No. 140. Recent Declines in Hospitalization, United States, 1982-86. Moss, A. J., Moien, M. A. September 24, 1987. 16 pp. (PHS) 87-1250.  [\[PDF - 2 MB\]](#)


No. 139. Health Care Coverage by Age, Sex, Race, and Family Income, United States, 1986. Ries, P. September 18, 1987. 8 pp. (PHS) 87-1250.  [\[PDF - 899 KB\]](#)


No. 138. Highlights of Osteopathic Office Practice, National Ambulatory Medical Care Survey. 1985. Koch, H. September 18, 1987. 12 pp. (PHS) 87-1250.  [\[PDF - 1.5 MB\]](#)


No. 137. Diagnosis-Related Groups Using Data From the National Hospital Discharge Survey, United States. Graves, E. J. July 2, 1985. 1987. 12 pp. (PHS) 87-1250.  [\[PDF - 1.2 MB\]](#)


No. 136. Aging in the Eighties. Ability to Perform Work-Related Activities, Data From the Supplement on Aging to the National Health Interview Survey, United States, 1984. Kovar, M. G., LaCroix, A. Z. May 8, 1987. 12 pp. (PHS) 87-1250.  [\[PDF - 839 KB\]](#)

No. 135. Use of Nursing Homes by the Elderly: Preliminary Data From the 1985 National Nursing Home Survey. Hing, E. May 14, 1987. 12 pp. (PHS) 87-1250. [PDF - 1.4 MB]


No. 134. Highlights of Drug Utilization in Office Practice. National Ambulatory Medical Care Survey, 1985. Koch, H. May 19, 1987. 12 pp. (PHS) 87-1250. [PDF - 1.3 MB]


No. 133. Aging in the Eighties, Functional Limitations of Individuals Age 65 Years and Over. Dawson, D., Hendershot, G., Fulton, J. June 10, 1987. 12 pp. (PHS) 87-1250. [PDF - 1.2 MB]

No. 132. Acute Conditions and Restricted Activity During the 1985-86 Influenza Season. Adams, P. F. March 27, 1987. 4 pp. (PHS) 86-1250. [PDF - 375 KB]


No. 131. Nursing Home Characteristics. Preliminary Data From the 1985 National Nursing Home Survey. Strahan, G. March 27, 1987. 12 pp. (PHS) 87-1250. [PDF - 970 KB]


No. 130. Prevalence of Known Diabetes Among Black Americans. Drury, T. F., Powell, A. L. July 31, 1987. 16 pp. (PHS) 87-1250. [PDF - 1.5 MB]


No. 129. Visits to Office-Based Physicians by Hispanic Persons: United States, 1980-81. Gardocki, G. J. February 17, 1987. 12 pp. (PHS) 87-1250. [PDF - 1.4 MB]


No. 128. 1985 Summary: National Ambulatory Medical Care Survey. McLemore, T., Delozier, J. January 23, 1987. 8 pp. (PHS) 87-1250. [PDF - 1.1 MB]

No. 127. 1985 Summary: National Hospital Discharge Survey. September 25, 1986. 16 pp. (PHS) 86-1250. [PDF - 1.7 MB]


No. 126. Health Promotion Data for the 1990 Objectives, Estimates From the National Health Interview Survey of Health Promotion and Disease Prevention: United States, 1985. Thornberry O. T., Wilson, R. W., Golden, P. M. September 19, 1986. 16 pp. (PHS) 86-1250. [PDF - 2 MB]


No. 125. Aging in the Eighties, Impaired Senses for Sound and Light in Persons Age 65 Years and Over: Preliminary Data From the Supplement on Aging to the National Health Interview Survey: United States. January-June 1984. Havlik, R. September 19, 1986. 8 pp. (PHS) 86-1250. [PDF - 809 KB]


No. 124. Aging in the Eighties, Age 65 Years and Over--Use of Community Services. Preliminary Data From the Supplement on Aging to the National Health Interview Survey: United States, January-June 1985. Stone, R. September 30, 1986. 8 pp. (PHS) 86-1250. [PDF - 606 KB]


No. 123. The Management of Chronic Pain in Office-Based Ambulatory Care: National Ambulatory Medical Care Survey. Koch, H. August 29, 1986. 12 pp. (PHS) 86-1250.  [\[PDF - 1.3 MB\]](#)


No. 122. Use of Dental Services: United States, 1983. Jack, S. S. August 8, 1986. 12 pp. (PHS) 86-1250.  [\[PDF - 1.6 MB\]](#)


No. 121. Aging in the Eighties. Prevalence and Impact of Urinary Problems in Individuals Age 65 Years and Over: Preliminary Data from the Supplement on Aging to the National Health Interview Survey: United States. January-June 1984. Harris T. August 27, 1986. 8 pp. (PHS) 86-1250.  [\[PDF - 753 KB\]](#)


No. 120. Physiotherapy Office Visits: National Ambulatory Medical Care Survey, United States, 1980-81. Nelson, C. July 11, 1986. 8 pp. (PHS) 86-1250.  [\[PDF - 854 KB\]](#)


No. 119. Health Promotion and Disease Prevention: Provisional Data From the National Health Interview Survey, United States, January-June 1985. Thornberry O. T., Wilson, R. W., Golden, P. May 14, 1986. 16 pp. (PHS) 86-1250.  [\[PDF - 1.3 MB\]](#)


No. 118. Trends in Smoking, Alcohol Consumption, and Other Health Practices Among U.S. Adults, 1977 and 1983. Schoenborn, C. A., Cohen, B. H. June 30, 1986. 16 pp. (PHS) 86-1250.  [\[PDF - 1.6 MB\]](#)


No. 117. Office Visits to Orthopedic Surgeons, National Ambulatory Medical Care Survey: United States, 1980-81. Gagnon, R. O. May 2, 1986. 12 pp. (PHS) 86-1250.  [\[PDF - 1 MB\]](#)

No. 116. Aging in the Eighties, Age 65 Years and Over and Living Alone, Contacts with Family, Friends, and Neighbors, Preliminary Data From the Supplement on Aging to the National Health Interview Survey: United States, January-June 1984. Kovar, M. G. May 9, 1986. 8 pp. (PHS) 86-1250.  [\[PDF - 735 KB\]](#)


No. 115. Aging in the Eighties: Preliminary Data From the Supplement on Aging to the National Health Interview Survey, United States, January-June 1984. Kovar, M. G. May 1, 1986. 8 pp. (PHS) 86-1250.  [\[PDF - 906 KB\]](#)


No. 114. Prevalence, Impact, and Demography of Known Diabetes in the United States. Drury, T. F., Powell, A. L. February 12, 1986. 16 pp. (PHS) 86-1250.  [\[PDF - 1.3 MB\]](#)

No. 113. Provisional Data From the Health Promotion and Disease Prevention Supplement to the National Health Interview Survey: United States, January-March 1985. November 15, 1985. 16 pp. (PHS) 86-1250.  [\[PDF - 1.4 MB\]](#)


No. 112. 1984 Summary: National Hospital Discharge Survey. Dennison, C. F. September 27, 1985. 12 pp. (PHS) 85-1250.  [\[PDF - 1.2 MB\]](#)


No. 111. An Overview of the 1982 National Master Facility Inventory Survey of Nursing and Related Care Homes. Sirrocco, A. September 20, 1985. 8 pp. (PHS) 85-1250.  [\[PDF - 913 KB\]](#)

No. 110. Office-Based Ambulatory Care for Patients 75 Years Old and Over: National Ambulatory Medical Care Survey, 1980 and 1981. Koch, H., Smith, M. C. August 21, 1985. 16 pp. (PHS) 85-1250.  [\[PDF - 1.7 MB\]](#)


No. 109. Hospital Use by Children: United States, 1983. McCarthy, E., Kozak, L. J. May 23, 1985. 16 pp. (PHS) 85-1250.  [\[PDF - 1.7 MB\]](#)


No. 108. Wanted and Unwanted Childbearing: United States, 1973-82. Pratt, W. F., Horn, M. C. May 9, 1985. 8 pp. (PHS) 85-1250.  [\[PDF - 884 KB\]](#)

No. 107. Marriage and First Intercourse, Marital Dissolution, and Remarriage: United States, 1982. Bachrach, C. A., Horn, M. C. April 12, 1985. 8 pp. (PHS) 85-1250.  [\[PDF - 865 KB\]](#)

No. 106. Use of Topical Antimicrobial Drugs in Office-Based Practice: United States, 1980-81. Gardocki, G. April 10, 1985. 12 pp. (PHS) 85-1250.  [\[PDF - 1.3 MB\]](#)


No. 105. Diagnosis-Related Groups Using Data From the National Hospital Discharge Survey: United States, 1982. Pokras, R., Kubishke, K. K. January 18, 1985. 8 pp. (PHS) 85-1250.  [\[PDF - 1 MB\]](#)


No. 104. Fecundity and Infertility in the United States, 1965-82. Mosher, W. D., Pratt, W. F. February 11, 1985. 8 pp. (PHS) 85-1250.  [\[PDF - 817 KB\]](#)

No. 103. Use of Services for Family Planning and Infertility: United States, 1982. Horn, M. C., Mosher, W. D. December 20, 1984. 8 pp. (PHS) 85-1250.  [\[PDF - 927 KB\]](#)


No. 102. Use of Contraception in the United States, 1982. Horn, M. C., Mosher, W. D. December 4, 1984. 8 pp. (PHS) 84-1250.  [\[PDF - 1 MB\]](#)


No. 101. 1983 Summary: National Hospital Discharge Survey. Graves, E. J. September 28, 1984. 8 pp. (PHS) 84-1250.  [\[PDF - 1.7 MB\]](#)


No. 100. CAT Scan Use in Short-Stay Non-Federal Hospitals: United States, 1979-82. Graves, E. J. September 28, 1984. 8 pp. (PHS) 84-1250.  [\[PDF - 884 KB\]](#)


No. 99. Health Care of Adolescents by Office-Based Physicians: National Ambulatory Medical Care Survey, 1980-81. Cypress, B. K. September 28, 1984. 11 pp. (PHS) 84-1250.  [\[PDF - 1 MB\]](#)


No. 98. Diagnosis-Related Groups Using Data From the National Hospital Discharge Survey: United States, 1981. Pokras, R. July 20, 1984. 8 pp. (PHS) 84-1250.  [\[PDF - 990 KB\]](#)

No. 97. The Management of New Pain in Office-Based Ambulatory Care: National Ambulatory Medical Care Survey, 1980 and 1981. Knapp, E. A., Koch, H. June 13, 1984. 9 pp. (PHS) 84-1250.  [\[PDF - 1 MB\]](#)

No. 96. Utilization of Analgesic Drugs in Office-Based Ambulatory Care: National Ambulatory Medical Care Survey, 1980-81. Koch, H., Knapp, D. E. March 14, 1984. 9 pp. (PHS) 84-1250.  [\[PDF - 1.3 MB\]](#)


No. 95. 1982 Summary: National Hospital Discharge Survey. Haupt, B. December 27, 1983. 12 pp. (PHS) 84-1250.  [\[PDF - 1.8 MB\]](#)


No. 94. Discharge Status of Inpatients Discharged From Short-Stay Hospitals: United States, 1965-81. Pokras, R. November 22, 1983. 7 pp. (PHS) 84-1250.  [\[PDF - 668 KB\]](#)


No. 93. Utilization of Short-Stay Hospitals by Adolescents: United States, 1980. Graves, E. J. September 14, 1983. 7 pp. (PHS) 83-1250.  [\[PDF - 832 KB\]](#)


No. 92. Americans Needing Help To Function at Home. Feller, B. A. September 1983. 11 pp. (PHS) 83-1250.  [\[PDF - 1.3 MB\]](#)

No. 91. An Overview of the 1980 National Master Facility Inventory Survey of Nursing and Related Care Homes. Sirrocco, A. August 11, 1983. 5 pp. (PHS) 83-1250.  [\[PDF - 2.6 MB\]](#)














No. 90. Utilization of Psychotropic Drugs in Office-Based Ambulatory Care: National Ambulatory Medical Care Survey, 1980 and 1981. Koch, H., Campbell, W. H. June 15, 1983. 10 pp. (PHS) 83-1250.  [\[PDF - 1.3 MB\]](#)

No. 89. Drugs Most Frequently Used in Office Practice: National Ambulatory Medical Care Survey, 1981. Koch, H. April 15, 1983. 11 pp. (PHS) 83-1250.  [\[PDF - 1 MB\]](#)


No. 88. 1981 Summary: National Ambulatory Medical Care Survey. Lawrence, L., McLemore, T. March 16, 1983. 9 pp. (PHS) 83-1250.  [\[PDF - 1.1 MB\]](#)


No. 87. Drug Utilization in General and Family Practice by Characteristics of Physicians and Office Visits: National Ambulatory Medical Care Survey, 1980. Cypress, B. K. March 28, 1983. 11 pp. (PHS) 83-1250.  [\[PDF - 1.3 MB\]](#)


No. 86. Drug Utilization in Office Visits to Primary Care Physicians: National Ambulatory Medical Care Survey, 1980. Cypress, B. K. October 8, 1982. 15 pp. (PHS) 82-1250.  [\[PDF - 1.5 MB\]](#)


- No. 85.** Summary Data From the National Inventory of Pharmacists: United States, 1978-79. Kapantais, G. October 8, 1982. 8 pp. (PHS) 82-1250. [PDF - 798 KB]
- No. 84.** Blood Pressure Levels and Hypertension in Persons Ages 6-74 Years: United States, 1976-80. Rowland, M., Roberts, J. October 8, 1982. 11 pp. (PHS) 82-1250. [PDF - 1.2 MB]
- No. 83.** Deliveries in Short-Stay Hospitals: United States, 1980. Haupt, B. J. October 8, 1982. 11 pp. (PHS) 82-1250. [PDF - 1.3 MB]
- No. 82.** Contraceptive Use Patterns, Prior Source, and Pregnancy History of Female Family Planning Patients: United States, 1980. Eckard, E. June 16, 1982. 11 pp. (PHS) 82-1250. [PDF - 1.2 MB]
- No. 81.** Drug Utilization in Office Practice by Age and Sex of the Patient: National Ambulatory Medical Care Survey, 1980. Koch, H. July 26, 1982. 11 pp. (PHS) 82-1250. [PDF - 1.1 MB]
- No. 80.** Medication Therapy in Office Visits for Hypertension: National Ambulatory Medical Care Survey, 1980. Cypress, B. K. July 22, 1982. 11 pp. (PHS) 82-1250. [PDF - 1 MB]
- No. 79.** Blood Lead Levels for Persons 6 Months-74 Years of Age, United States, 1976-80. Anest, J. L., Mahaffey, K. R., Cox, D. H., Roberts, J. May 12, 1982. 23 pp. (PHS) 82-1250. [PDF - 2 MB]
- No. 78.** Drugs Most Frequently Used in Office-Based Practice: National Ambulatory Medical Care Survey, 1980. Koch, H. May 12, 1982. 11 pp. (PHS) 82-1250. [PDF - 1.2 MB]
- No. 77.** 1980 Summary: National Ambulatory Medical Care Survey. McLemore, T., Koch, H. February 22, 1982. 9 pp. (PHS) 82-1250. [PDF - 1.2 MB]
- No. 76.** Blood Carbon Monoxide Levels in Persons 3-74 Years of Age: United States, 1976-80. March 17, 1982. 24 pp. (PHS) 82-1250. [PDF - 2.2 MB]
- No. 75.** Expected Principal Source of Payment for Hospital Discharges: United States, 1979. Graves, E., Pokras, R. February 16, 1982. 10 pp. (PHS) 81-1250. [PDF - 1.2 MB]
- No. 74.** Visits to Family Planning Clinics: United States, 1979. Bloom, B. September 4, 1981. 7 pp. (PHS) 81-1250. [PDF - 945 KB]
- No. 73.** Patient Profile, National Reporting System for Family Planning Services: United States, 1978. Foster, J. E. June 24, 1981. 6 pp. (PHS) 81-1250. [PDF - 810 KB]


No. 72. Visits to Family Planning Service Sites: United States, 1978. Hudson, B. L. June 29, 1981. 7 pp. (PHS) 81-1250.  [\[PDF - 836 KB\]](#)

No. 71. Health Care Coverage Under Private Health Insurance, Medicare, Medicaid, and Military or Veterans Administration Health Benefits: United States, 1978. June 29, 1981. 10 pp. (PHS) 81-1250.  [\[PDF - 1.2 MB\]](#)


No. 70. Utilization of Short-Stay Hospitals in the Treatment of Mental Disorders: 1974-1978. Graves, E., Lovato, C. May 22, 1981. 7 pp. (PHS) 81-1250.  [\[PDF - 792 KB\]](#)


No. 69. Office Visits for Preventive Care, National Ambulatory Medical Care Survey: United States, 1977-78. Cypress, B. K. April 1, 1981. 7 pp. (PHS) 81-1250.  [\[PDF - 878 KB\]](#)


No. 68. Stroke Survivors Among the Noninstitutionalized Population 20 Years of Age and Over: United States, 1977. Moss, A. J. May 13, 1981. 15 pp. (PHS) 81-1250.  [\[PDF - 1.6 MB\]](#)


No. 67. Headache as the Reason for Office Visits, National Ambulatory Medical Care Survey: United States, 1977-78. Cypress, B. K. January 7, 1981. 6 pp. (PHS) 81-1250.  [\[PDF - 694 KB\]](#)


No. 66. 1979 Summary: National Ambulatory Medical Care Survey. McLemore, T. March 2, 1981. 10 pp. (PHS) 81-1250.  [\[PDF - 879 KB\]](#)


No. 65. Cough as the Reason for Office Visits, National Ambulatory Medical Care Survey: United States, 1977-78. Cypress, B. K., McLemore, T. November 5, 1980. 7 pp. (PHS) 81-1250.  [\[PDF - 641 KB\]](#)














No. 64. Health Practices Among Adults: United States, 1977. Schoenborn, C. A., Danchik, K. M. November 4, 1980. 10 pp. (PHS) 81-1250.  [\[PDF - 1.1 MB\]](#)

No. 63. Office Visits for Male Genitourinary Conditions: National Ambulatory Medical Care Survey: United States, 1977-78. Koch, H. November 3, 1980. 10 pp. (PHS) 81-1250.  [\[PDF - 952 KB\]](#)


No. 62. Expected Principal Source of Payment for Hospital Discharges: United States, 1977. Pokras, R. Gardocki, G. October 31, 1980. 10 pp. (PHS) 81-1250.  [\[PDF - 864 KB\]](#)

No. 61. Selected Demographic Characteristics of Teenage Wives and Mothers. Millman, S., Mosher, W. D. September 26, 1980. 11 pp. (PHS) 80-1250.  [\[PDF - 1.2 MB\]](#)

No. 60. 1978 Summary: National Ambulatory Medical Care Survey. Koch, H., McLemore, T. April 23, 1980. 9 pp. (PHS) 80-1250.  [\[PDF - 800 KB\]](#)

- No. 59.** Trends in Breast Feeding. Hendershot, G. E. March 28, 1980. 6 pp. (PHS) 80-1250.  [\[PDF - 447 KB\]](#)
- No. 58.** Remarriages of Women 15-44 Years of Age Whose First Marriage Ended in Divorce: United States, 1976. Grady, W. R. February 14, 1980. 12 pp. (PHS) 80-1250.  [\[PDF - 1.1 MB\]](#)
- No. 57.** Office Visits for Diabetes Mellitus, National Ambulatory Medical Care Survey: United States, 1977. Ezzati, T. January 25, 1980. 8 pp. (PHS) 79-1250.  [\[PDF - 772 KB\]](#)
- No. 56.** Wanted and Unwanted Births Reported by Mothers 15-44 Years of Age: United States, 1976. Eckard, E. January 24, 1980. 10 pp. (PHS) 80-1250.  [\[PDF - 1.1 MB\]](#)
- No. 55.** Reproductive Impairments Among Currently Married Couples: United States, 1976. Mosher, W. D. January 24, 1980. 11 pp. (PHS) 80-1250.  [\[PDF - 1.2 MB\]](#)
- No. 54.** Fats, Cholesterol, and Sodium Intake in the Diet of Persons 1-74 Years: United States. Abraham, S., Carroll, M. D. February 27, 1981 (Reissued to correct No. 54, December 17, 1979). 11 pp. (PHS) 81-1250.  [\[PDF - 1.1 MB\]](#)
- No. 53.** Office Visits Involving X-rays, National Ambulatory Medical Care Survey: United States, 1977. Koch, H., Gagnon, R. O. September 11, 1979. 7 pp. (PHS) 79-1250.  [\[PDF - 812 KB\]](#)
- No. 52.** Changes in Cigarette Smoking and Current Smoking Practices Among Adults: United States, 1978. Moss, A. J. September 19, 1979. 16 pp. (PHS) 79-1250.  [\[PDF - 1.1 MB\]](#)
- No. 51.** Overweight Adults in the United States. Abraham, S., Johnson, C. L. August 30, 1979. 9 pp. (PHS) 79-1250.  [\[PDF - 986 KB\]](#)
- No. 50.** Office Visits by Black Patients, National Ambulatory Medical Care Survey: United States, 1975-76. Koch, H, Gagnon, R. O. July 23, 1979. 8 pp. (PHS) 79-1250.  [\[PDF - 914 KB\]](#)
- No. 49.** Office Visits for Family Planning, National Ambulatory Medical Care Survey: United States, 1977. Cypress, B. K. April 16, 1969. 8 pp. (PHS) 79-1250.  [\[PDF - 774 KB\]](#)
- No. 48.** 1977 Summary: National Ambulatory Medical Care Survey. Ezzati, T, McLemore, T. April 13, 1979. 8 pp. (PHS) 79-1250.  [\[PDF - 823 KB\]](#)
- No. 47.** Prevalence, Disability, and Health Care for Psoriasis Among Persons 1-74 Years, United States. Johnson, M. L. T. April 3, 1979. 7 pp. (PHS) 79-1250.  [\[PDF - 696 KB\]](#)


No. 46. Hemoglobin and Selected Iron-Related Findings of Persons 1-74 Years of Age: United States, 1971-74. Johnson, C. L., Abraham, S. January 26, 1979. 11 pp. (PHS) 79-1250. [PDF - 1.3 MB]


No. 45. Use of Family Planning Services by Currently Married Women 15-44 Years of Age: United States, 1973 and 1976. Hendershot, G. E. February 7, 1979. 10 pp. (PHS) 79-1250. [PDF - 1 MB]


No. 44. Health Care Coverage: United States, 1976. Corner, L. S. September 20, 1979. 12 pp. (PHS) 79-1250. [PDF - 1.3 MB]


No. 43. Use of Intrauterine Contraceptive Devices in the United States. Ford, K. December 12, 1978. 7 pp. (PHS) 79-1250. [PDF - 650 KB]


No. 42. Office Visits to Cardiovascular Specialists, National Ambulatory Medical Care Survey: United States, 1975-76. Koch, H. October 31, 1978. 7 pp. (PHS) 79-1250. [PDF - 625 KB]


No. 41. Office Visits for Respiratory Conditions, National Ambulatory Medical Care Survey: United States, 1975-76. Cypress, B. K. October 30, 1978. 7 pp. (PHS) 79-1250. [PDF - 719 KB]


No. 40. Contraceptive Utilization Among Widowed, Divorced, and Separated Women in the United States, 1973 and 1976. Ford, K. September 22, 1978. 7 pp. (PHS) 78-1250. [PDF - 780 KB]


No. 39. Office Visits to Urologists, National Ambulatory Medical Care Survey: United States, 1975-76. Koch, H. September 7, 1978. 7 pp. (PHS) 78-1250. [PDF - 805 KB]


No. 38. Office Visits to Psychiatrists: National Ambulatory Medical Care Survey, United States, 1975-76. Cypress, B. K. August 25, 1978. 7 pp. (PHS) 78-1250. [PDF - 799 KB]


No. 37. Office Visits to Dermatologists: National Ambulatory Medical Care Survey, United States, 1975-76. Ezzati, T. August 29, 1978. 8 pp. (PHS) 78-1250. [PDF - 738 KB]


No. 36. Contraceptive Utilization in the United States: 1973 and 1976. Ford, K. August 18, 1978. 12 pp. (PHS) 78-1250. [PDF - 1.4 MB]


No. 35. An Overview of Nursing Home Characteristics: Provisional Data from the 1977 National Nursing Home Survey. Meiners, M. R. September 1978. 11 pp. (PHS) 78-1250. [PDF - 1.2 MB]

No. 34. Office Visits to Otolaryngologists: National Ambulatory Medical Care Survey: United States, 1975-1976. Koch, H. August 30, 1978. 8 pp. (PHS) 78-1250.  [\[PDF - 771 KB\]](#)


No. 33. Office Visits to Orthopedic Surgeons, National Ambulatory Medical Care Survey: United States, 1975-1976. Koch, H. July 18, 1978. 7 pp. (PHS) 78-1250.  [\[PDF - 617 KB\]](#)


No. 32. Sociodemographic and Health Characteristics of Persons by Private Health Insurance Coverage and Type of Plan: United States, 1975. Choi, J. Ries, P. August 22, 1978. 8 pp. (PHS) 78-1250.  [\[PDF - 913 KB\]](#)


No. 31. Office Visits to Ophthalmologists: National Ambulatory Medical Care Survey, United States, 1976. Koch, H., Ezzati, T. July 14, 1978. 7 pp. (PHS) 78-1250.  [\[PDF - 557 KB\]](#)


No. 30. 1976 Summary: National Ambulatory Medical Care Survey. Koch, H., Gagnon, R. O., Ezzati, T. July 13, 1978. 11 pp. (PHS) 78-1250.  [\[PDF - 816 KB\]](#)

No. 29. A Comparison of Nursing Home Residents and Discharges From the 1977 National Nursing Home Survey: United States. Hing, E. Zappolo, A. May 17, 1978. 8 pp. (PHS) 78-1250.  [\[PDF - 879 KB\]](#)


No. 28. Office Visits for Hypertension, National Ambulatory Medical Care Survey, United States, January 1975-December 1976. Cypress, B. K. April 18, 1978. 8 pp. (PHS) 78-1250.  [\[PDF - 913 KB\]](#)


No. 27. Health Characteristics of Minority Groups, United States, 1976. Moy, C. S., Wilder, C. S. April 14, 1978. 7 pp. (PHS) 78-1250.  [\[PDF - 708 KB\]](#)


No. 26. Contraceptive Efficacy Among Married Women 15-44 Years of Age in the United States, 1970-73. Ford, K. April 6, 1978. 3 pp. (PHS) 78-1250.  [\[PDF - 338 KB\]](#)


No. 25. Office Visits to Doctors of Osteopathy: National Ambulatory Medical Care Survey, United States, 1975. Koch, H. March 22, 1978. 7 pp. (PHS) 78-1250.  [\[PDF - 625 KB\]](#)


No. 24. Utilization of Selected Medical Practitioners: United States, 1974. Howie, L. J. March 24, 1978. 8 pp. (PHS) 78-1250.  [\[PDF - 763 KB\]](#)

No. 23. Office Visits to General Surgeons: National Ambulatory Medical Care Survey, United States, 1975. Gagnon, R. O. March 24, 1978. 8 pp. (PHS) 78-1250.  [\[PDF - 727 KB\]](#)


No. 22. Office Visits by Persons Aged 65 and Over: National Ambulatory Medical Care Survey, United States, 1975. Gagnon, R. O. March 22, 1978. 11 pp. (PHS) 78-1250.  [\[PDF - 903 KB\]](#)


No. 21. Selected Findings: Food Consumption Profiles of White and Black Persons 1-74 Years of Age in the United States, 1971-74. Dresser, C. M. V., Carroll, M. D. Abraham, S. June 16, 1978. 11 pp. (PHS) 78-1250.  [\[PDF - 1 MB\]](#)


No. 20. Office Visits to Obstetrician-Gynecologists: National Ambulatory Medical Care Survey, United States, 1975. Ezzati, T. March 13, 1978. 6 pp. (PHS) 78-1250.  [\[PDF - 564 KB\]](#)


No. 19. Exercise and Participation in Sports Among Persons 20 Years of Age and Over: United States, 1975. Choi, J. W. March 15, 1978. 11 pp. (PHS) 78-1250.  [\[PDF - 1.1 MB\]](#)


No. 18. Episodes of Persons Injured: United States, 1975. Ries, P. W. March 7, 1978. 12 pp. (PHS) 78-1250.  [\[PDF - 1.3 MB\]](#)


No. 17. Access To Ambulatory Health Care: United States, 1974. Drury, T. F. February 23, 1978. 22 pp. (PHS) 78-1250.  [\[PDF - 1.1 MB\]](#)

No. 16. Office Visits to Internists: National Ambulatory Medical Care Survey, United States, 1975. Cypress, B. K. February 7, 1978. 11 pp. (PHS) 78-1250.  [\[PDF - 870 KB\]](#)


No. 15. National Ambulatory Medical Care Survey of Visits to General and Family Practitioners, January-December 1975. Cypress, B. K. December 14, 1977. 11 pp. (PHS) 78-1250.  [\[PDF - 919 KB\]](#)


No. 14. Weight by Height and Age of Adults 18-74 Years: United States, 1971-74. Abraham, S., Johnson, C. L., Jannar, M. F. November 30, 1977. 11 pp. (PHS) 78-1250.  [\[PDF - 1.1 MB\]](#)

No. 13. Ambulatory Medical Care Rendered in Pediatricians' Offices During 1975. Ezzati, T. October 13, 1977. 7 pp. (HRA) 77-1250.  [\[PDF - 634 KB\]](#)


No. 12. Ambulatory Medical Care Rendered in Physicians' Offices: United States, 1975. Koch, H. K., Dennison, N. J. October 12, 1977. 12 pp. (HRA) 77-1250.  [\[PDF - 1.2 MB\]](#)

No. 11. Pregnant Workers in the United States. Hendershot, G. E. September 15, 1977. 4 pp. (HRA) 77-1250.  [\[PDF - 385 KB\]](#)


No. 10. Expected Size of Completed Family Among Currently Married Women 15-44 Years of Age: United States, 1973. Bonham, G. S. August 12, 1977. 12 pp. (HRA) 77-1250.  [\[PDF - 1.2 MB\]](#)


No. 9. Wanted and Unwanted Births Reported by Mothers 15-44 Years of Age: United States, 1973. Munson, M. L. August 10, 1977. 12 pp. (HRA) 77-1250. [PDF - 1 MB]


No. 8. Total Serum Cholesterol Levels of Children 4-17 Years of Age, United States, 1971-74. Abraham, S., Johnson, C. L., Carroll, M. D. July 11, 1977. 11 pp. (HRA) 77-1250. Not available.


No. 7. Total Serum Cholesterol Level of Adults 18-74 Years of Age, United States, 1971-74. Abraham, S., Johnson, C. L., Carrol, M. D. May 25, 1977. 8 pp. (HRA) 77-1250. [PDF - 737 KB]


No. 6. Dietary Intake of Persons 1-74 Years of Age in the United States. Carroll, M. D., Dresser, C. M., Johnson, C. L. March 30, 1977. 15 pp. (HRA) 77-1250. Not available.

No. 5. A Comparison of Levels of Serum Cholesterol of Adults 18-74 Years of Age in the United States in 1960-62 and 1971-74. Abraham, S., Johnson, C. L., Carroll, M. D. February 22, 1977. 7 pp. (HRA) 77-1250. [PDF - 691 KB]

No. 4. Prevalence of Dermatological Disease Among Persons 1-74 Years of Age: United States. Johnson, M. T., Roberts, J. January 26, 1977. 7 pp. (HRA) 77-1250. [PDF - 649 KB]

No. 3. Height and Weight of Adults 18-74 Years of Age in the United States. Abraham, S., Johnson, C. L., Najjar, F. November 19, 1976. 8 pp. (HRA) 77-1250. [PDF - 936 KB]

No. 2. Hypertension: United States, 1974. Moss, A., Scott, G. November 8, 1976. 12 pp. (HRA) 77-1250. [PDF - 1.5 MB]


No. 1. Blood Pressure of Persons 6-74 Years of Age in the United States. Roberts, J., Maurer, K. October 18, 1976. 7 pp. (HRA) 77-1250. [PDF - 656 KB]

Clearinghouse on Health Indexes


Clearinghouse on Health Indexes. Bibliography on Health Indexes, Number 4, 1990. 53 pp. (PHS) 94-1225.  [\[PDF - 4.5 MB\]](#)

Clearinghouse on Health Indexes. Bibliography on Health Indexes, Number 3, 1993. 38 pp. (PHS) 93-1225.  [\[PDF - 2.9 MB\]](#)

Clearinghouse on Health Indexes. Bibliography on Health Indexes, Number 2, 1990. 68 pp. (PHS) 92-1225.  [\[PDF - 5.5 MB\]](#)

Clearinghouse on Health Indexes. Bibliography on Health Indexes, Number 1, 1990. (incorrectly numbered as Number 1, 1993) 48 pp. (PHS) 91-1225.  [\[PDF - 3.7 MB\]](#)

Clearinghouse on Health Indexes. Bibliography on Health Indexes, Number 4, 1989. 59 pp. (PHS) 92-1225.  [\[PDF - 4.6 MB\]](#)

Clearinghouse on Health Indexes. Bibliography on Health Indexes, Number 3, 1989. 51 pp. (PHS) 91-1225.  [\[PDF - 4.2 MB\]](#)

Clearinghouse on Health Indexes. Bibliography on Health Indexes, Number 2, 1989. 46 pp. (PHS) 91-1225.  [\[PDF - 3.9 MB\]](#)

Clearinghouse on Health Indexes. Bibliography on Health Indexes, Number 1, 1989. 44 pp. (PHS) 91-1225.  [\[PDF - 3.4 MB\]](#)


Clearinghouse on Health Indexes. Bibliography on Health Indexes, Number 4, 1988. 64 pp. (PHS) 90-1225.  [\[PDF - 5.1 MB\]](#)

Clearinghouse on Health Indexes. Bibliography on Health Indexes, Number 3, 1988. 63 pp. (PHS) 90-1225.  [\[PDF - 5.1 MB\]](#)

Clearinghouse on Health Indexes. Bibliography on Health Indexes, Number 2, 1988. 52 pp. (PHS) 90-1225.  [\[PDF - 3.9 MB\]](#)

Clearinghouse on Health Indexes. Bibliography on Health Indexes, Number 1, 1988. 61 pp. (PHS) 89-1225.  [\[PDF - 4.8 MB\]](#)

Clearinghouse on Health Indexes. Bibliography on Health Indexes, Number 4, 1987. 68 pp. (PHS) 89-1225.  [\[PDF - 5.5 MB\]](#)

Clearinghouse on Health Indexes. Bibliography on Health Indexes, Number 3, 1987. 43 pp. (PHS) 89-1225.  [\[PDF - 3.4 MB\]](#)

Clearinghouse on Health Indexes. Bibliography on Health Indexes, Number 2, 1987. 48 pp. (PHS) 89-1225.  [\[PDF - 3.7 MB\]](#)

Clearinghouse on Health Indexes. Bibliography on Health Indexes, Number 1, 1987. 42 pp. (PHS) 89-1225.  [\[PDF - 3.2 MB\]](#)

Clearinghouse on Health Indexes. Bibliography on Health Indexes, Number 4, 1986. 39 pp. (PHS) 88-1225.  [\[PDF - 2.9 MB\]](#)

Clearinghouse on Health Indexes. Bibliography on Health Indexes, Number 3, 1986. 44 pp. (PHS) 88-1225.


Clearinghouse on Health Indexes. Bibliography on Health Indexes, Number 2, 1986. 48 pp. (PHS) 87-1225.

Clearinghouse on Health Indexes. Bibliography on Health Indexes, Number 1, 1986. 48 pp. (PHS) 87-1225.  [\[PDF - 4.1 MB\]](#)

Clearinghouse on Health Indexes. Bibliography on Health Indexes, Number 4, 1985. 52 pp. (DHHS) 87-1225.

Clearinghouse on Health Indexes. Bibliography on Health Indexes, Number 3, 1985. 44 pp. (DHHS) 86-1225.

Clearinghouse on Health Indexes. Bibliography on Health Indexes, Number 2, 1985. 40 pp. (DHHS) 86-1225.  [\[PDF - 2.8 MB\]](#)


Clearinghouse on Health Indexes. Bibliography on Health Indexes, Number 1, 1985. 44 pp. (DHHS) 86-1225.  [\[PDF - 3 MB\]](#)

Clearinghouse on Health Indexes. Bibliography on Health Indexes, Number 4. 1984. 56 pp. (PHS) 85-1250.

Clearinghouse on Health Indexes. Bibliography on Health Indexes, Number 3, 1984. 40 pp. (PHS) 85-1250.

Clearinghouse on Health Indexes. Bibliography on Health Indexes, Number 2, 1984. 40 pp. (PHS) 85-1250.

Clearinghouse on Health Indexes. Bibliography on Health Indexes, Number 1, 1984. 36 pp. (PHS) 84-1250.

Clearinghouse on Health Indexes. Bibliography on Health Indexes, Number 2, 1983. 43 pp. (PHS) 83-1250.  [\[PDF - 2 MB\]](#)

Clearinghouse on Health Indexes. Bibliography on Health Indexes, Number 1, 1983. 72 pp. (PHS) 83-1250.  [\[PDF - 3.4 MB\]](#)


Clearinghouse on Health Indexes. Bibliography on Health Indexes, Number 2, 1980. 43 pp. (PHS) 81-1250.


Clearinghouse on Health Indexes. Bibliography on Health Indexes, Number 1, 1980. 41 pp. (PHS) 81-1250. [PDF - 1.9 MB]


Clearinghouse on Health Indexes. Bibliography on Health Indexes, Number 4, 1979. 43 pp. (PHS) 81-1225. [PDF - 1.9 MB]


Clearinghouse on Health Indexes. Bibliography on Health Indexes, Number 3, 1979. 47 pp. (PHS) 81-1225.


Clearinghouse on Health Indexes. Bibliography on Health Indexes, Number 2, 1979. 38 pp. (PHS) 80-1225.

Clearinghouse on Health Indexes. Bibliography on Health Indexes, Number 1, 1979. 37 pp. (PHS) 80-1225. [PDF - 1.6 MB]

Clearinghouse on Health Indexes. Cumulated Annotations, 1978. June 1980. 87 pp. (PHS) 80-1225. [PDF - 5.2 MB]

Clearinghouse on Health Indexes. Cumulated Annotations, 1977. April 1980. 76 pp. (PHS) 80-1225. [PDF - 4.3 MB]

Clearinghouse on Health Indexes. Cumulated Annotations, 1976. September 1978. 58 pp. (PHS) 78-1225. [PDF - 2.7 MB]

Clearinghouse on Health Indexes. Cumulated Annotations, 1975. May 1977. 45 pp. (HRA) 77-1225. [PDF - 1.9 MB]


Clearinghouse on Health Indexes. Cumulated Annotations, October 1973-December 1974. January 1976. 63 pp. (HRA) 76-1225. [PDF - 2.7 MB]

Public Health Service Publications


These reports are the precursors of the Vital and Health Statistics Series 1, 2, 10, and 11 reports, but they are distinct reports.

Series D, No. 1 to 8

Series D reports were developmental and evaluation reports for the National Health Survey.


Series D, Number 8. Comparison of Hospitalization Reporting in Three Survey Procedures. January 1963. 55 pp. Public Health Service Publication No. 584-D8.  [\[PDF - 1.5 MB\]](#)


Series D, Number 7. Evaluation of a Single-visit Cardiovascular Examination. December 1961. 47 pp. Public Health Service Publication No. 584-D7.  [\[PDF - 1.3 MB\]](#)


Series D, Number 6. Attitudes Toward Co-operation in a Health Examination Survey. July 1961. 52 pp. Public Health Service Publication No. 584-D6.  [\[PDF - 1.4 MB\]](#)

Series D, Number 5. Health Interview Responses Compared with Medical Records. June 1961. 81 pp. Public Health Service Publication No. 584-D5.  [\[PDF - 2.3 MB\]](#)

Series D, Number 4. Reporting of Hospitalization in the Health Interview Survey. May 1961. 78 pp. Public Health Service Publication No. 584-D4.  [\[PDF - 2.1 MB\]](#)


Series D, Number 3. Hospital Utilization in the Last Year of Life. January 1961. 37 pp. Public Health Service Publication No. 584-D3.  [\[PDF - 1 MB\]](#)


Series D, Number 2. Co-operation in Health Examination Surveys. June 1960. 42 pp. Public Health Service Publication No. 584-D2.  [\[PDF - 1 MB\]](#)


Series D, Number 1. A Study of Special Purpose Medical-History Techniques. January 1960. 34 pp. Public Health Service Publication No. 584-D1.  [\[PDF - 880 KB\]](#)


Series C, No. 1 to 8


Series C reports contain data similar to the data in the Series B reports but focused on selected population groups.


Series C, Number 7. Currently Employed Persons Illness and Work-loss Days United States July 1959-June 1960. April 1962. 53 pp. Public Health Service Publication No. 584-C7.  [\[PDF - 1.6 MB\]](#)


Series C, Number 6. Selected Health Characteristics by Area Geographic Divisions and Large Metropolitan Areas United States July 1957-June 1959. March 1961. 48 pp. Public Health Service Publication No. 584-C6. [PDF - 1.2 MB]

Series C, Number 5. Selected Health Characteristics by Area Geographic Regions and Urban-Rural Residence United States July 1957-June 1959. March 1961. 46 pp. Public Health Service Publication No. 584-C5. [PDF - 1.2 MB]

Series C, Number 4. Older Persons Selected Health Characteristics United States July 1957-June 1959. September 1960. 81 pp. Public Health Service Publication No. 584-C4. [PDF - 2.3 MB]


Series C, Number 3. The Hawaii Health Survey Description and Selected Results Oahu, Hawaii October 1958-September 1959. May 1960. 61 pp. Public Health Service Publication No. 584-C3. [PDF - 1.7 MB]


Series C, Number 2. Veterans Health and Medical Care United States July 1957-June 1958. January 1960. 58 pp. Public Health Service Publication No. 584-C2. [PDF - 1.3 MB]


Series C, Number 1. Children and Youth Selected Health Characteristics United States July 1957-June 1958. October 1959. 48 pp. Public Health Service Publication No. 584-C1. [PDF - 1.1 MB]


Series B, No. 1 to 42

Series B reports contain data from what is now the National Health Interview Survey; no microdata are available from these early years.


Series B, Number 42. Persons Injured in Motor Vehicle Accidents and Associated Disability United States July 1959-June 1961. February 1963. 67 pp. Public Health Service Publication No. 584-B42. [PDF - 1.9 MB]


Series B, Number 41. Persons Injured While at Work United States July 1959-June 1961. February 1963. 52 pp. Public Health Service Publication No. 584-B41. [PDF - 1.6 MB]


Series B, Number 40. Disability Days Due to Injury United States July 1959-June 1961. February 1963. 51 pp. Public Health Service Publication No. 584-B40. [PDF - 1.7 MB]

Series B, Number 39. Persons Injured in the Home and Associated Disability United States July 1959-June 1961. January 1963. 50 pp. Public Health Service Publication No. 584-B39. [PDF - 1.5 MB]

Series B, Number 38. Volume-of X-ray Visits United States July 1960-June 1961. October 1962. 62 pp. Public Health Service Publication No. 584-B38.  [\[PDF - 1.8 MB\]](#)


Series B, Number 37. Persons Injured by Detailed Type and Class of Accident United States July 1959-June 1961. October 1962. 56 pp. Public Health Service Publication No. 584-B37.  [\[PDF - 1.8 MB\]](#)


Series B, Number 36. Chronic Conditions Causing Limitation of Activities United States July 1959-June 1961. October 1962. 44 pp. Public Health Service Publication No. 584-B36.  [\[PDF - 1.4 MB\]](#)

Series B, Number 35. Selected Impairments by Etiology and Activity Limitation United States July 1959-June 1961. July 1962. 55 pp. Public Health Service Publication No. 584-B35.  [\[PDF - 1.5 MB\]](#)

Series B, Number 34. Acute Conditions Geographic Distribution United States July 1960-June 1961. June 1962. 45 pp. Public Health Service Publication No. 584-B34.  [\[PDF - 1.5 MB\]](#)


Series B, Number 33. Acute Conditions Seasonal Variations United States July 1957-June 1961. June 1962. 65 pp. Public Health Service Publication No. 584-B33.  [\[PDF - 1.7 MB\]](#)


Series B, Number 32. Hospital Discharges and Length of Stay: Short-stay Hospitals United States 1958 -1960. April 1962. 60 pp. Public Health Service Publication No. 584-B32.  [\[PDF - 1.6 MB\]](#)


Series B, Number 31. Duration of Limitation of Activity Due to Chronic Conditions United States July 1959 -June 1960. January 1962. 41 pp. Public Health Service Publication No. 584-B31.  [\[PDF - 1.1 MB\]](#)


Series B, Number 30. Proportion of Hospital Bill Paid by Insurance Patients Discharged from Short-stay Hospitals United States July 1958-June 1960. November 1961. 55 pp. Public Health Service Publication No. 584-B30.  [\[PDF - 1.6 MB\]](#)

Series B, Number 29. Disability Days United States July 1959-June 1960. September 1961. 52 pp. Public Health Service Publication No. 584-B29.  [\[PDF - 1.33 MB\]](#)

Series B, Number 28. Persons Receiving Care at Home United States July 1958-June 1959. October 1961. 34 pp. Public Health Service Publication No. 584-B28.  [\[PDF - 982 KB\]](#)

Series B, Number 27. Distribution and Use of Hearing Aids, Wheel Chairs, Braces, and Artificial Limbs United States July 1958-June 1959. June 1961. 28 pp. Public Health Service Publication No. 584-B27.  [\[PDF - 729 KB\]](#)


Series B, Number 26. Interim Report on Health Insurance United States July-December 1959. December 1960. 72 pp. Public Health Service Publication No. 584-B26. [[PDF - 1.9 KB](#)]


Series B, Number 25. Hernias Reported in Interviews United States July 1957-June 1959. December 1960. 26 pp. Public Health Service Publication No. 584-B25. [[PDF - 658 KB](#)]

Series B, Number 24. Acute Conditions Seasonal Variations United States July 1957-June 1960. November 1960. 51 pp. Public Health Service Publication No. 584-B24. [[PDF - 1.2 MB](#)]


Series B, Number 23. Acute Conditions Geographic Distribution United States July 1958-June 1959. October 1960. 34 pp. Public Health Service Publication No. 584-B23. [[PDF - 926 KB](#)]

Series B, Number 22. Loss of Teeth United States July 1957-June 1958. September 1960. 30 pp. Public Health Service Publication No. 584-B22. [[PDF - 887 KB](#)]


Series B, Number 21. Diabetes Reported in Interviews United States July 1957-June 1959. September 1960. 26 pp. Public Health Service publication No. 584-B21. [[PDF - 699 KB](#)]

Series B, Number 20. Arthritis and Rheumatism Reported in Interviews United States July 1957-June 1959. September 1960. 31 pp. Public Health Service Publication No. 584-B20. [[PDF - 965 KB](#)]


Series B, Number 19. Volume of Physician Visits United States July 1957-June 1959. August 1960. 58 pp. Public Health Service Publication No. 584-B19. [[PDF - 1.5 MB](#)]


Series B, Number 18. Acute Conditions Incidence and Associated Disability United States July 1958-June 1959. June 1960. 40 pp. Public Health Service Publication No. 584-B18. [[PDF - 1.2 MB](#)]


Series B, Number 17. Peptic Ulcers Reported in Interviews United States July 1957-June 1959. June 1960. 31 pp. Public Health Service Publication No. 584-B17. [[PDF - 867 KB](#)]


Series B, Number 16. Types of Injuries Incidence and Associated Disability United States July 1958-June 1959. May 1960. 42 pp. Public Health Service Publication No. 584-B16. [[PDF - 1.2 MB](#)]


Series B, Number 15. Dental Care Volume of Visits United States July 1957-June 1959. April 1960. 51 pp. Public Health Service Publication No. 584-B15. [[PDF - 1.3 MB](#)]

Series B, Number 14. Dental Care Interval and frequency of visits United States July 1957-June 1959. March 1960. 48 pp. Public Health Service Publication No. 584-B14.  [\[PDF - 1.3 MB\]](#)

Series B, Number 13. Heart Conditions and High Blood Pressure reported in interviews United States July 1957-June 1958. February 1960. 41 pp. Public Health Service Publication No. 584-B13.  [\[PDF - 1.1 MB\]](#)

Series B, Number 12. Chronic Respiratory Conditions Reported in Interviews United States July 1957-June 1958. December 1959. 38 pp. Public Health Service Publication No. 584-B12.  [\[PDF - 1.1 MB\]](#)


Series B, Number 11. Limitation of Activity and Mobility Due to Chronic Conditions United States July 1957-June 1958. July 1959. 46 pp. Public Health Service Publication No. 584-B11.  [\[PDF - 1.2 MB\]](#)

Series B, Number 10. Disability Days United States July 1957-June 1958. May 1959. 72 pp. Public Health Service Publication No. 584-B10.  [\[PDF - 1.8 MB\]](#)

Series B, Number 9. Impairments by Type, Sex and Age United States July 1957-June 1958. April 1959. 33 pp. Public Health Service Publication No. 584-B9.  [\[PDF - 1.1 MB\]](#)

Series B, Number 8. Persons Injured by Class of Accident United States July 1957-June 1958. February 1959. 67 pp. Public Health Service Publication No. 584-B8.  [\[PDF - 1.7 MB\]](#)

Series B, Number 7. Hospitalization Patients Discharged from Short-Stay Hospitals United States July 1957- June 1958. December 1958. 45 pp. Public Health Service Publication No. 584-B7.  [\[PDF - 1.1 MB\]](#)


Series B, Number 6. Acute Conditions incidence and associated disability United States July 1957-June 1958. December 1958. 52 pp. Public Health Service Publication No. 584-B6.  [\[PDF - 1.4 MB\]](#)

Series B, Number 5. Selected Survey Topics United States July 1957-June 1958. November 1958. 56 pp. Public Health Service Publication No. 584-B5.  [\[PDF - 1.6 MB\]](#)

Series B, Number 4. Preliminary Report on Disability United States July-September 1957. June 1958. 34 pp. Public Health Service Publication No. 584-B4.  [\[PDF - 833 KB\]](#)

Series B, Number 3. Preliminary Report on Number of Persons Injured United States July-December 1957. May 1958. 37 pp. Public Health Service Publication No. 584-B3.  [\[PDF - 954 KB\]](#)


Series B, Number 2. Preliminary Report on Volume of Dental Care United States July-September 1957. March 1958. 26 pp. Public Health Service Publication No. 584-B2.  [\[PDF - 659 KB\]](#)

Series B, Number 1. Preliminary Report on Volume of Physician Visits United States July-September 1957. February 1958. 30 pp. Public Health Service Publication No. 584-B1.  [\[PDF - 706 KB\]](#)


Series A, No. 1 to 4

Series A reports contain information on the design and program descriptions of the surveys that made up the original National Health Survey.

Series A, Number 4. Plan and Initial Program of the Health Examination Survey. May 1962. 49 pp. Public Health Service Publication No. 584-A4.  [\[PDF - 1.6 MB\]](#)


Series A, Number 3. Concepts and Definitions in the Health Household-Interview Survey. September 1958. 35 pp. Public Health Service Publication No. 584-A3.  [\[PDF - 1.1 MB\]](#)


Series A, Number 2. The Statistical Design of the Health Household-Interview Survey. July 1958. 45 pp. Public Health Service Publication No. 584-A2.  [\[PDF - 1.4 MB\]](#)


Series A, Number 1. Origin and Program of the U. S. National Health Survey. May 1958. 39 pp. Public Health Service Publication No. 584-A1.  [\[PDF - 1.3 MB\]](#)


Vital Statistics of the United States: 1890-1938

Annual reports that present detailed vital statistics data, including natality, mortality, marriage and divorce. These reports are available for download. Some are available as bound volumes in many large public and university libraries.

Vital Statistics of the United States, 1938. Part II, Natality and Mortality Data for the United States Tabulated by Place of Residence. 1940. 205 pp.  [\[PDF - 22.5 MB\]](#)

Vital Statistics of the United States, 1938. Part I, Natality and Mortality Data for the United States Tabulated by Place of Occurrence with Supplemental Tables for Hawaii, Puerto Rico, and the Virgin Islands. 1940. 583 pp.  [\[PDF - 182 MB\]](#)

Vital Statistics of the United States, 1937. Part II, Natality and Mortality Data for the United States Tabulated by Place of Residence. 1939. 187 pp.  [\[PDF - 20.9 MB\]](#)

Vital Statistics of the United States, 1937. Part I, Natality and Mortality Data for the United States Tabulated by Place of Occurrence with Supplemental Tables for Hawaii, Puerto Rico, and the Virgin Islands. 1939. 615 pp.  [\[PDF - 68 MB\]](#)

Birth, Stillbirth, and Infant Mortality Statistics for the Continental United States, the Territory of Hawaii, the Virgin Islands 1936. Twenty-Second Annual Report. 1938. 212 pp.  [\[PDF - 23.6 MB\]](#)

Mortality Statistics 1936. Thirty-Seventh Annual Report. 1938. 358 pp.  [\[PDF - 37.7 MB\]](#)

Birth, Stillbirth, and Infant Mortality Statistics for the Continental United States, the Territory of Hawaii, the Virgin Islands 1935. Twenty-First Annual Report. 1937. 209 pp.  [\[PDF - 23.5 MB\]](#)


Mortality Statistics 1935. Thirty-Sixth Annual Report. 1937. 366 pp.  [\[PDF - 37.4 MB\]](#)

Birth, Stillbirth, and Infant Mortality Statistics for the Continental United States, the Territory of Hawaii, the Virgin Islands 1934. Twentieth Annual Report. 1936. 213 pp.  [\[PDF - 23.1 MB\]](#)

Mortality Statistics 1934. Thirty-Fifth Annual Report. 1936. 331 pp.  [\[PDF - 29.8 MB\]](#)


Birth, Stillbirth, and Infant Mortality Statistics for the Continental United States, the Territory of Hawaii, the Virgin Islands 1933. Nineteenth Annual Report. 1936. 218 pp.  [\[PDF - 28.3 MB\]](#)

Mortality Statistics 1933. Thirty-Fourth Annual Report. 1936. 522 pp.  [\[PDF - 61.4 MB\]](#)


Birth, Stillbirth, and Infant Mortality Statistics for the Continental United States, the Territory of Hawaii, the Virgin Islands 1932. Eighteenth Annual Report. 1934. 231 pp.  [\[PDF - 28.1 MB\]](#)

Mortality Statistics 1932. Thirty-Third Annual Report. Rate Tables and General Tables for the Death Registration Area in Continental United States, with Supplemental Statistics for Hawaii, Puerto Rico and the Virgin Islands. 1935. 520 pp.  [\[PDF - 61.6 MB\]](#)

Birth, Stillbirth, and Infant Mortality Statistics for the Birth Registration Area of the United States 1931. Seventeenth Annual Report. 1934. 236 pp.  [\[PDF - 29 MB\]](#)


Mortality Statistics 1931. Thirty-Second Annual Report. Rate Tables and General Tables for the Death Registration Area in Continental United States, with Supplemental Statistics for Hawaii and the Virgin Islands. 1935. 525 pp.  [\[PDF - 62 MB\]](#)

Mortality Statistics 1931 and 1932. Selected Tables. 1934. 106 pp.  [\[PDF - 12.5 MB\]](#)


Mortality Statistics 1929. Thirtieth Annual Report. 1932. 530 pp.  [\[PDF - 68.3 MB\]](#)

Mortality Statistics 1928. Twenty-Ninth Annual Report. 1930. 443 pp.  [\[PDF - 52.9 MB\]](#)

Mortality Statistics 1927. Twenty-Eighth Annual Report. Part I. Summary and Rate Tables and General Tables for the Death Registration Area in Continental United States, with Supplemental Statistics for Hawaii and the Virgin Islands. 1929. 430 pp.  [\[PDF - 54 MB\]](#)

Mortality Statistics 1926. Twenty-Seventh Annual Report. Part I. Summary and Rate Tables and General Tables for the Death Registration Area in Continental United States, with Supplemental Statistics for Hawaii and the Virgin Islands. 1929. 431 pp.  [\[PDF - 54.1 MB\]](#)

Mortality Statistics 1925. Twenty-Sixth Annual Report. Part I. Summary and Rate Tables and General Tables for the Death Registration Area in Continental United States,

with Supplemental Statistics for Hawaii and the Virgin Islands. 1927. 461 pp. [PDF - 58.2 MB]


Mortality Statistics 1924. Twenty-Fifth Annual Report. 1927. 485 pp. [PDF - 61.3 MB]

Mortality Statistics 1923. Twenty-Fourth Annual Report. 1926. 482 pp. [PDF - 60.5 MB]

Mortality Statistics 1922. Twenty-Third Annual Report. 1925. 659 pp. [PDF - 83.5 MB]

Mortality Statistics 1921. Twenty-Second Annual Report. 1924. 766 pp. [PDF - 95.2 MB]

Mortality Statistics 1920. Twenty-First Annual Report. 1922. 664 pp. [PDF - 42.8 MB]


Mortality Statistics 1919. Twentieth Annual Report. 1921. 611 pp. [PDF - 77.1 MB]


Special Tables of Mortality from Influenza and Pneumonia. Indiana, Kansas, and Philadelphia, PA. September 1 to December 31, 1918. 1920. 178 pp. [PDF - 19.9 MB]

Mortality Statistics 1918. Nineteenth Annual Report. 1920. 593 pp. [PDF - 72.6 MB]

Mortality Statistics 1917. Eighteenth Annual Report. 1919. 590 pp. [PDF - 74.6 MB]

Mortality Statistics 1916. Seventeenth Annual Report. 1918. 534 pp. [PDF - 67 MB]

Mortality Statistics 1915. Sixteenth Annual Report. 1917. 701 pp. [PDF - 82.5 MB]


Mortality From Cancer and Other Malignant Tumors in the Registration Area of the United States 1914. 1916. 207 pp. [PDF - 21.6 MB]


Mortality Statistics 1914. Fifteenth Annual Report. 1916. 707 pp. [PDF - 83.4 MB]


Mortality Statistics 1913. Fourteenth Annual Report. 1915. 627 pp. [PDF - 76.1 MB]


Mortality Statistics 1912. Thirteenth Annual Report. 1913. 377 pp. [PDF - 44.6 MB]

Mortality Statistics 1911. Twelfth Annual Report. 1913. 565 pp. [PDF - 66.7 MB]


Mortality Statistics 1911. Bulletin 112. General Death Rates, Specific and Standardized Death Rates, Infant and Child Mortality, Causes of Death. 1913. 140 pp.  [\[PDF - 16.9 MB\]](#)

Mortality Rates 1910-1920. With Population of the Federal Censuses of 1910 and 1920 and Intercensal Estimates of Population. 1923. 678 pp.  [\[PDF - 80.5 MB\]](#)

Mortality Statistics 1910. Bulletin 109. General Death Rates, Death of Infants from Each Cause, By Days for the First Week of Life, by Weeks for the First Month, and by Months for the First Two Years. 1912. 187 pp.  [\[PDF - 19.3 MB\]](#)


Mortality Statistics 1910. Eleventh Annual Report. 1913. 593 pp.  [\[PDF - 71.5 MB\]](#)


Mortality Statistics 1909. Tenth Annual Report. With Revised Rates for the Intercensal Years 1901 to 1909 Based Upon the Census of 1910. 1912. 806 pp.  [\[PDF - 90.4 MB\]](#)

Mortality Statistics 1908. Bulletin 104. General Death Rates, Causes of Death, Occupational Mortality, Second Decennial Revision of the International Classification of Causes of Death. 1909. 130 pp.  [\[PDF - 13.8 MB\]](#)


Mortality Statistics 1908. Ninth Annual Report. 1910. 697 pp.  [\[PDF - 79.4 MB\]](#)


Mortality Statistics 1907. Eighth Annual Report. 1909. 530 pp.  [\[PDF - 60.9 MB\]](#)


Mortality Statistics 1906. Seventh Annual Report. 1909. 478 pp.  [\[PDF - 53.2 MB\]](#)

Mortality Statistics 1905. Sixth Annual Report. With Revised Rates for Intercensal Years 1901 to 1904 and for Quinquennial Period 1900 to 1904 Based Upon State Censuses of 1905. 1907. 353 pp.  [\[PDF - 39.2 MB\]](#)

Mortality Statistics 1900 to 1904. Special Reports. 1906. 990 pp.  [\[PDF - 104.9 MB\]](#)

Vital Statistics. Twelfth Census of the United States, Taken in the Year 1900. Volume IV. Part II. Statistics of Deaths. 1902. 1050 pp.  [\[PDF - 94 MB\]](#)

Vital Statistics. Twelfth Census of the United States, Taken in the Year 1900. Volume III. Part I. Analysis and Ratio Tables. 1902. 997 pp.  [\[PDF - 231 MB\]](#)

Population. Twelfth Census of the United States, Taken in the Year 1900. Volume II. Part II. 1902. 983 pp.  [\[PDF - 172 MB\]](#)

Population. Twelfth Census of the United States, Taken in the Year 1900. Volume I. Part I. 1901. 1242 pp.  [\[PDF - 199 MB\]](#)

Vital and Social Statistics in the United States at the Eleventh Census 1890.
Part IV. Statistics of Deaths. 1895. 1010 pp. [PDF - 106 MB]


Vital and Social Statistics in the United States at the Eleventh Census 1890.
Part III. Statistics of Deaths. 1894. 1033 pp. [PDF - 86 MB]


Vital and Social Statistics in the United States at the Eleventh Census 1890.
Part II. Vital Statistics. Cities of 100,000 Population and Upward. 1896. 1201 pp. 
[PDF - 240 MB]


Vital and Social Statistics in the United States at the Eleventh Census 1890.
Part I. Analysis and Rate Tables. 1896. 1078 pp. [PDF - 284 MB]

Vital Statistics of the United States: 1939-1964

Annual reports that present detailed vital statistics data, including natality, mortality, marriage and divorce. These reports are available for download. Some are available as bound volumes in many large public and university libraries.


Vital Statistics of the United States, 1964. Volume III, Marriage and Divorce. 1968. 151 pp. [PDF - 12.9 MB]


Vital Statistics of the United States, 1964. Volume II, Mortality, Part B. 1966. 583 pp. [PDF - 50.2 MB]

Vital Statistics of the United States, 1964. Volume II, Mortality, Part A. 1966. 419 pp. [PDF - 36.8 MB]

Vital Statistics of the United States, 1964. Volume I, Natality. 1966. 241 pp. [PDF - 22.3 MB]


Vital Statistics of the United States, 1963. Volume III, Marriage and Divorce. 1967. 149 pp. [PDF - 12.7 MB]


Vital Statistics of the United States, 1963. Volume II, Mortality, Part B. 1965. 578 pp. [PDF - 35.6 MB]


Vital Statistics of the United States, 1963. Volume II, Mortality, Part A. 1965. 428 pp. [PDF - 38.1 MB]


Vital Statistics of the United States, 1963. Volume I, Natality. 1964. 246 pp. [PDF - 22.5 MB]

Vital Statistics of the United States, 1962. Volume III, Marriage and Divorce. 1965. 109 pp. [PDF - 3.9 MB]


Vital Statistics of the United States, 1962. Volume II, Mortality, Part B. 1964. 578 pp. [PDF - 49 MB]


Vital Statistics of the United States, 1962. Volume II, Mortality, Part A. 1964. 432 pp. [PDF - 38 MB]


Vital Statistics of the United States, 1962. Volume I, Natality. 236 pp. [PDF - 7 MB]


Vital Statistics of the United States, 1961. Volume III, Marriage and Divorce. 1965. 138 pp. [PDF - 4.6 MB]


Vital Statistics of the United States, 1961. Volume II, Mortality, Part B. 1963. 579 pp.  [\[PDF - 50 MB\]](#)


Vital Statistics of the United States, 1961. Volume II, Mortality, Part A. 1964. 420 pp.  [\[PDF - 38 MB\]](#)

Vital Statistics of the United States, 1961. Volume I, Natality. 246 pp.  [\[PDF - 7.7 MB\]](#)


Vital Statistics of the United States, 1960. Volume III, Marriage and Divorce. 1960. 157 pp.  [\[PDF - 19.9 MB\]](#)


Vital Statistics of the United States, 1960. Volume II, Mortality, Part B. 1963. 590 pp.  [\[PDF - 52 MB\]](#)


Vital Statistics of the United States, 1960. Volume II, Mortality, Part A. 1963. 426 pp.  [\[PDF - 39 MB\]](#)


Vital Statistics of the United States, 1960. Volume I, Natality. 1964. 288 pp.  [\[PDF - 63.7 MB\]](#)


Vital Statistics of the United States, 1959. Volume II, Mortality Statistics for the United States and Each State. 1964. 556 pp.  [\[PDF - 53 MB\]](#)

Vital Statistics of the United States, 1959. Volume I, Introductory Text and Related Tables. General Tables for Hawaii, Puerto Rico, and Virgin Islands--Marriage, Divorce, Natality, Fetal Mortality, and Mortality Statistics. General Tables for United States and Each State--Marriage, Divorce, Natality, Fetal Mortality, and Infant Mortality Statistics Births and Deaths for Counties and Urban Places. 559 pp.  [\[PDF - 52 MB\]](#)


Vital Statistics of the United States, 1958. Volume II, Mortality Data. 1964. 718 pp.  [\[PDF - 68 MB\]](#)


Vital Statistics of the United States, 1958. Volume I, Introduction and Text Tables. Tables for Alaska, Hawaii, Puerto Rico, and Virgin Islands. Marriage, Divorce, Natality, Fetal Mortality and Infant Mortality Data. 1960. 620 pp.  [\[PDF - 57 MB\]](#)


Vital Statistics of the United States, 1957. Volume II, Mortality Data. 1959. 530 pp.  [\[PDF - 51 MB\]](#)

Vital Statistics of the United States, 1957. Volume I, Introduction and Text Tables. Tables for Alaska, Hawaii, Puerto Rico, and Virgin Islands. Marriage, Divorce, Natality, Fetal Mortality and Infant Mortality Data. 1959. 537 pp.  [\[PDF - 50 MB\]](#)


Vital Statistics of the United States, 1956. Volume II, Mortality Data. 1958. 529 pp.  [\[PDF - 51 MB\]](#)


Vital Statistics of the United States, 1956. Volume I, Introduction and Text Tables. Tables for Alaska, Hawaii, Puerto Rico, and Virgin Islands. Marriage, Divorce, Natality, Fetal Mortality and Infant Mortality Data. 1958. 485 pp.  [\[PDF - 45 MB\]](#)


Vital Statistics of the United States, 1955. Volume II, Mortality Data. 1957. 521 pp.  [\[PDF - 50 MB\]](#)


Vital Statistics of the United States, 1955. Volume I, Introduction and Summary Tables. Tables for Alaska, Hawaii, Puerto Rico, and Virgin Islands. Marriage, Divorce, Natality, Fetal Mortality and Infant Mortality Data. 1957. 467 pp.  [\[PDF - 43 MB\]](#)


Vital Statistics of the United States, 1954. Volume II, Mortality Data. 1956. 509 pp.  [\[PDF - 49 MB\]](#)


Vital Statistics of the United States, 1954. Volume I, Introduction and Summary Tables. Tables for Alaska, Hawaii, Puerto Rico, and Virgin Islands. Marriage, Divorce, Natality, Fetal Mortality and Infant Mortality Data. 1956. 416 pp.  [\[PDF - 37 MB\]](#)


Vital Statistics of the United States, 1953. Volume II, Mortality Data. 1955. 507 pp.  [\[PDF - 50 MB\]](#)


Vital Statistics of the United States, 1953. Volume I, Introduction and Summary Tables. Tables for Alaska, Hawaii, Puerto Rico, and Virgin Islands. Marriages, Divorce, Natality, Fetal Mortality and Infant Mortality Data. 1955. 407 pp.  [\[PDF - 12.1 MB\]](#)


Vital Statistics of the United States, 1952. Volume II, Mortality Data. 1955. 463 pp.  [\[PDF - 44 MB\]](#)


Vital Statistics of the United States, 1952. Volume I, Introduction and Summary Tables. Tables for Alaska, Hawaii, Puerto Rico, and Virgin Islands. Marriages, Divorce, Natality, Fetal Mortality and Infant Mortality Data. 1955. 393 pp.  [\[PDF - 35 MB\]](#)


Vital Statistics of the United States, 1951. Volume II, Mortality Data. 1954. 447 pp.  [\[PDF - 43 MB\]](#)


Vital Statistics of the United States, 1951. Volume I, Analysis and Summary Tables. Tables for Alaska, Hawaii, Puerto Rico, and Virgin Islands. Marriages, Divorce, Natality, Fetal Mortality and Infant Mortality Data. 1954. 477 pp.  [\[PDF - 41 MB\]](#)


Vital Statistics of the United States, 1950. Volume III, Mortality Data. 1953. 608 pp.  [\[PDF - 54.9 MB\]](#)


Vital Statistics of the United States, 1950. Volume II, Marriage, Divorce, Natality, Fetal Mortality and Infant Mortality Data. 1953. 454 pp.  [\[PDF - 32.1 MB\]](#)


Vital Statistics of the United States, 1950. Volume I, Analysis and Summary Tables with Supplemental Tables for Alaska, Hawaii, Puerto Rico, and Virgin Islands. 1954. 363 pp.  [\[PDF - 29.2 MB\]](#)


Vital Statistics of the United States, 1949. Part II, Natality and Mortality Data for the United States Tabulated by Place of Residence. 1951. 717 pp.  [\[PDF - 51.4 MB\]](#)


Vital Statistics of the United States, 1949. Part I, Natality, Mortality, Marriage, Divorce, Morbidity, and Life Table Data for the United States. General Tables by Place of Occurrence with Supplemental Tables for Hawaii, Puerto Rico, Virgin Islands and Alaska. 1951. 297 pp.  [\[PDF - 23.4 MB\]](#)


Vital Statistics of the United States, 1948. Part II, Natality and Mortality Data for the United States Tabulated by Place of Residence. 1950. 642 pp.  [\[PDF - 45.2 MB\]](#)


Vital Statistics of the United States, 1948. Part I, Natality and Mortality Data for the United States Tabulated by Place of Occurrence with Supplemental Tables for Hawaii, Puerto Rico, Virgin Islands and Alaska. 1950. 282 pp.  [\[PDF - 20.7 MB\]](#)


Vital Statistics of the United States, 1947. Part II, Natality and Mortality Data for the United States Tabulated by Place of Residence. 1949. 648 pp.  [\[PDF - 45.6 MB\]](#)


Vital Statistics of the United States, 1947. Part I, Natality and Mortality Data for the United States Tabulated by Place of Occurrence with Supplemental Tables for Hawaii, Puerto Rico, The Virgin Islands and Alaska. 1949. 284 pp.  [\[PDF - 21.1 MB\]](#)


Vital Statistics of the United States, 1946. Part II, Natality and Mortality Data for the United States Tabulated by Place of Residence. 1948. 655 pp.  [\[PDF - 46.9 MB\]](#)


Vital Statistics of the United States, 1946. Part I, Natality and Mortality Data for the United States Tabulated by Place of Occurrence with Supplemental Tables for Hawaii, Puerto Rico, The Virgin Islands, and Alaska. 1948. 273 pp.  [\[PDF - 21 MB\]](#)


Vital Statistics of the United States, 1945. Part II, Natality and Mortality Data for the United States Tabulated by Place of Residence. 1947. 635 pp.  [\[PDF - 28.8 MB\]](#)


Vital Statistics of the United States, 1945. Part I, Natality and Mortality Data for the United States Tabulated by Place of Occurrence with Supplemental Tables for Hawaii, Puerto Rico, The Virgin Islands and Alaska. 1947. 201 pp.  [\[PDF - 8.4 MB\]](#)


Vital Statistics of the United States, 1944. Part II, Natality and Mortality Data for the United States Tabulated by Place of Residence. 1946. 616 pp.  [\[PDF - 66 MB\]](#)


Vital Statistics of the United States, 1944. Part I, Natality and Mortality Data for the United States Tabulated by Place of Occurrence with Supplemental Tables for Hawaii, Puerto Rico, and the Virgin Islands. 1946. 276 pp. [PDF - 27 MB]


Vital Statistics of the United States, 1943. Part II, Natality and Mortality Data for the United States Tabulated by Place of Residence. 1945. 582 pp. [PDF - 58 MB]

Vital Statistics of the United States, 1943. Part I, Natality and Mortality Data for the United States Tabulated by Place of Occurrence with Supplemental Tables for Hawaii, Puerto Rico, and the Virgin Islands. 1945. 229 pp. [PDF - 22 MB]


Vital Statistics of the United States, 1942. Part II, Natality and Mortality Data for the United States Tabulated by Place of Residence. 1944. 535 pp. [PDF - 56 MB]


Vital Statistics of the United States, 1942. Part I, Natality and Mortality Data for the United States Tabulated by Place of Occurrence with Supplemental Tables for Hawaii, Puerto Rico, and the Virgin Islands. 1944. 179 pp. [PDF - 18 MB]


Vital Statistics of the United States, 1941. Part II, Natality and Mortality Data for the United States Tabulated by Place of Residence. 1943. 564 pp. [PDF - 25.7 MB]


Vital Statistics of the United States, 1941. Part I, Natality and Mortality Data for the United States Tabulated by Place of Occurrence with Supplemental Tables for Hawaii and Puerto Rico. 1943. 244 pp. [PDF - 25 MB]

Vital Statistics of the United States, 1940. Part II, Natality and Mortality Data for the United States Tabulated by Place of Residence. 1943. 334 pp. [PDF - 34.3 MB]

Vital Statistics of the United States, 1940. Part I, Natality and Mortality Data for the United States Tabulated by Place of Occurrence with Supplemental Tables for Hawaii, Puerto Rico, and The Virgin Islands. 1943. 656 pp. [PDF - 28.4 MB]

Vital Statistics of the United States, 1939-40. Part III, Natality and Mortality Data for Counties and Cities in the United States Tabulated by Place of Residence, 2-Year Totals. 1943. 581 pp. [PDF - 68.2 MB]


Vital Statistics of the United States, 1939. Part II, Natality and Mortality Data for the United States Tabulated by Place of Residence. 1941. 283 pp. [PDF - 31.5 MB]


Vital Statistics of the United States, 1939. Part I, Natality and Mortality Data for the United States Tabulated by Place of Occurrence with Supplemental Tables for Hawaii, Puerto Rico, and the Virgin Islands. 1941. 531 pp. [PDF - 59.6 MB]

Vital Statistics of the United States: 1965-1974

Annual reports that present detailed vital statistics data, including natality, mortality, marriage and divorce. These reports are available for download. Some are available as bound volumes in many large public and university libraries.


Vital Statistics of the United States, 1974. Volume III, Marriage and Divorce. 1977. 154 pp. [PDF - 13.4 MB]


Vital Statistics of the United States, 1974. Volume II, Mortality, Part B. 1976. 718 pp. [PDF - 66.4 MB]

Vital Statistics of the United States, 1974. Volume II, Mortality, Part A. 1978. 569 pp. [PDF - 50.4 MB]

Vital Statistics of the United States, 1974. Volume I, Natality. 1978. 384 pp. [PDF - 31.7 MB]


Vital Statistics of the United States, 1973. Volume III, Marriage and Divorce. 1977. 148 pp. [PDF - 13 MB]


Vital Statistics of the United States, 1973. Volume II, Mortality, Part B. 1975. 718 pp. [PDF - 59.1 MB]

Vital Statistics of the United States, 1973. Volume II, Mortality, Part A. 1977. 568 pp. [PDF - 49.4 MB]


Vital Statistics of the United States, 1973. Volume I, Natality. 1977. 369 pp. [PDF - 33.3 MB]


Vital Statistics of the United States, 1972. Volume III, Marriage and Divorce. 1976. 140 pp. [PDF - 12.3 MB]


Vital Statistics of the United States, 1972. Volume II, Mortality, Part B. 1975. 697 pp. [PDF - 56.7 MB]

Vital Statistics of the United States, 1972. Volume II, Mortality, Part A. 1976. 559 pp. [PDF - 44.3 MB]

Vital Statistics of the United States, 1972. Volume I, Natality. 1976. 344 pp. [PDF - 28.6 MB]


Vital Statistics of the United States, 1971. Volume III, Marriage and Divorce. 1975. 128 pp. [PDF - 11 MB]


Vital Statistics of the United States, 1971. Volume II, Mortality, Part B. 1974. 717 pp. [PDF - 53.6 MB]


Vital Statistics of the United States, 1971. Volume II, Mortality, Part A. 1975. 559 pp. [PDF - 43.4 MB]

Vital Statistics of the United States, 1971. Volume I, Natality. 1975. 361 pp. [PDF - 29.4 MB]


Vital Statistics of the United States, 1970. Volume III, Marriage and Divorce. 1974. 161 pp. [PDF - 22.7 MB]


Vital Statistics of the United States, 1970. Volume II, Mortality, Part B. 1974. 717 pp. [PDF - 58.8 MB]


Vital Statistics of the United States, 1970. Volume II, Mortality, Part A. 1974. 557 pp. [PDF - 80.5 MB]

Vital Statistics of the United States, 1970. Volume I, Natality. 1975. 356 pp. [PDF - 50.7 MB]


Vital Statistics of the United States, 1969. Volume III, Marriage and Divorce. 1972. 112 pp. [PDF - 10.6 MB]


Vital Statistics of the United States, 1969. Volume II, Mortality, Part B. 1973. 625 pp. [PDF - 60 MB]

Vital Statistics of the United States, 1969. Volume II, Mortality, Part A. 1974. 489 pp. [PDF - 42.8 MB]

Vital Statistics of the United States, 1969. Volume I, Natality. 1974. 280 pp. [PDF - 24.3 MB]


Vital Statistics of the United States, 1968. Volume III, Marriage and Divorce. 1971. 104 pp. [PDF - 9.5 MB]


Vital Statistics of the United States, 1968. Volume II, Mortality, Part B. 1971. 625 pp. [PDF - 52.7 MB]


Vital Statistics of the United States, 1968. Volume II, Mortality, Part A. 1972. 464 pp. [PDF - 41.8 MB]

Vital Statistics of the United States, 1968. Volume I, Natality. 1970. 231 pp. [PDF - 21.4 MB]


Vital Statistics of the United States, 1967. Volume III, Marriage and Divorce. 1970. 101 pp. [PDF - 9.3 MB]


Vital Statistics of the United States, 1967. Volume II, Mortality, Part B. 1969. 566 pp.  [\[PDF - 48 MB\]](#)


Vital Statistics of the United States, 1967. Volume II, Mortality, Part A. 1969. 413 pp.  [\[PDF - 36.3 MB\]](#)

Vital Statistics of the United States, 1967. Volume I, Natality. 1969. 227 pp.  [\[PDF - 22.7 MB\]](#)


Vital Statistics of the United States, 1966. Volume III, Marriage and Divorce. 1969. 102 pp.  [\[PDF - 9.3 MB\]](#)


Vital Statistics of the United States, 1966. Volume II, Mortality, Part B. 1968. 579 pp.  [\[PDF - 34.1 MB\]](#)

Vital Statistics of the United States, 1966. Volume II, Mortality, Part A. 1968. 415 pp.  [\[PDF - 36.3 MB\]](#)

Vital Statistics of the United States, 1966. Volume I, Natality. 1968. 245 pp.  [\[PDF - 22.7 MB\]](#)

Vital Statistics of the United States, 1965. Volume III, Marriage and Divorce. 1968. 148 pp.  [\[PDF - 12.7 MB\]](#)

Vital Statistics of the United States, 1965. Volume II, Mortality, Part B. 1967. 583 pp.  [\[PDF - 50.2 MB\]](#)

Vital Statistics of the United States, 1965. Volume II, Mortality, Part A. 1967. 415 pp.  [\[PDF - 21.6 MB\]](#)

Vital Statistics of the United States, 1965. Volume I, Natality. 1967. 246 pp.  [\[PDF - 22.6 MB\]](#)