

HIS-100C
December 2023



This document does not contain any Title 13 data, Title 15 data, or other Personally Identifiable Information. All data are fictitious and any resemblance to actual data is coincidental.

NATIONAL HEALTH INTERVIEW SURVEY

2024 CAPI MANUAL FOR NHIS
FIELD REPRESENTATIVES

TABLE OF CONTENTS

Click on a heading to jump directly to that section of the manual.

Introduction	7
TIPS AND TRICKS FOR USING YOUR FR MANUAL.....	7
Table of Contents and Bookmarks	7
Hyperlinks	8
Searching the Document.....	8
Accessing the Manual During an Interview	10
Copying and Pasting into Case Notes.....	10
CAN I GET A PAPER COPY OF THIS MANUAL?.....	10
WHAT'S NEW FOR 2024?	10
Changes to Annual Core Content.....	10
New Rotating Core Content	11
New Sponsored Content	11
New Emerging Content.....	11
Part A. – National Health Interview Survey	12
Section 1. Description of the Survey.....	12
1.1 Purpose of the NHIS.....	12
1.2 Examples of Uses of the Data	12
1.3 Who Uses the Data	13
1.4 Sponsorship of the NHIS	14
1.5 Design of the NHIS Sample for 2024 and Beyond.....	14
1.6 About the Instrument – The Basics.....	15
Section 2. Conducting the NHIS Interview.....	16
2.1 Introducing the Survey.....	16
2.2 Authorization	17
2.3 Confidentiality.....	17
2.4 Eligible Household Respondents.....	18
2.5 Maintaining Rapport with Respondents	18
2.6 Answering Respondent Questions.....	18
2.7 The Voluntary Nature of the Survey	20

2.8 Beginning the Interview	20
2.9 Your Own Manner	23
Section 3. Spanish Translation	23
3.1 Accessing the Spanish Instrument and Materials	23
3.2 Spanish Interviewing Strategies for Data Quality	24
3.3 Spanish Instrument Feedback.....	25
Part B. – Concepts.....	27
Section 1. Respondent Rules.....	27
1.1 Who May Respond to Questions in the Front and Coverage Sections?	27
1.2 Who May Respond to the Roster Section?	27
1.3 Who May Respond to the Sample Adult Questionnaire?	27
1.4 Who May Respond to the Sample Child Questionnaire?	27
1.5 Exceptions to Eligible Respondent Rules	27
1.6 Return Visits May Be Necessary.....	28
1.7 Important Terms	28
Section 2. Definitions and Procedures.....	29
2.1 Definitions	29
2.2 Procedures	40
Section 3. Quality Assurance for the NHIS.....	43
3.1 Purpose	43
3.2 Definitions.....	44
Part C. Instrument.....	46
Section 1. Front Section (FRT).....	46
1.1 Purpose and Description.....	46
1.2 Instructions	46
Section 2. Coverage Section (COV)	47
2.1 Purpose and Description.....	47
2.2 Instructions	47
Section 3. Household Roster.....	48
3.1 Collecting the Household Roster	48
3.2 Special Situations Regarding Household Membership.....	51
Section 4. Back Section (BCK).....	53

4.1 Purpose and Description	53
4.2 Instructions	53
Part D. Survey Content.....	57
Section 1. Questions Asked of Sample Adult and Sample Child	57
1.1 Verification and Health Status	57
1.2 Chronic Conditions	60
1.3 Height and Weight	65
1.4 Limitations, Difficulties, Disability.....	66
1.5 Health Insurance Coverage and Utilization.....	72
1.6 Mental Health	83
1.7 Injury and Health Behaviors.....	86
1.8 Demographics	89
1.9 Employment, Income, Food Security	90
1.10 Housing	95
1.11 Contact Information and Linkage	96
Section 2. Questions Asked Only of the Sample Adult	100
2.1 Verification and Health Status	100
2.2 Chronic Conditions.....	100
2.3 Limitations, Difficulties, Disability.....	108
2.4 Utilization	109
2.5 Mental Health	110
2.6 Injury	111
2.7 Health Behaviors	112
2.8 Tobacco Usage	114
2.9 Demographics	117
2.10 Employment and Other Activities.....	122
2.11 Housing	124
Section 3. Questions Asked Only of the Sample Child	124
3.1 Limitations, Difficulties, Disability.....	124
3.2 Mental Health	125
3.3 Child Well-Being.....	126
3.4 Health Care Access and Utilization	126

3.5 Health Behaviors	127
3.6 Demographics and Other	127
Part E. Contact History Instrument	130
Section 1. Introduction to the Contact History Instrument (CHI)	130
1.1 Introduction	130
1.2 Benefits of CHI.....	130
1.3 Key Points to Remember	130
1.4 Mobile Case Management Contact History Tab	130
1.5 Green Plus Sign (+)	131
1.6 Launching CHI.....	131
Section 2. Introduction to Household-Level CHI.....	131
2.1 Household-Level CHI Questions.....	131
2.2 Describe This Contact Attempt	131
2.3 Time of Contact.....	132
2.4 Not Attempting Contact.....	132
2.5 Text/Email	134
2.6 Contact/Noncontact	136
2.7 Describe Reason for Noninterview	137
2.8 Concerns, Behaviors, and Reluctance	138
2.9 Contact Strategies Attempted	138
2.10 Contact with Non-Sample Unit Member or Noncontact	139
2.11 Exiting CHI	140
Section 3. Introduction to Person-Level CHI	140
3.1 Introduction to the Person-Level CHI	140
3.2 The pCHI and CHI Households without a Roster.....	141
3.3 The pCHI and Households with a Roster.....	141
Section 4. The pCHI Questions.....	141
4.1 Description of Contact/Noncontact.....	141
4.2 Personal Visit Noncontact.....	142
4.3 Telephone Noncontact	143
4.4 Contact Strategies for Personal or Telephone Noncontacts.....	144
4.5 Person Contact.....	145

4.6 Person Noncontact	145
4.7 Person Contact Type	146
4.8 Concern/Behavior/Reluctance for Person Contact.....	147
4.9 Contact Strategies for Person Contact Attempts.....	148
4.10 Reasons for Partial Interview or No Interview for Person Contacts.....	149
Section 5. Introduction to the Neighborhood Observation Instrument (NOI)	152
5.1 Introduction to NOI.....	152
5.2 Why Include Observation Questions	152
5.3 How Often to Complete Observation Questions	153
5.4 NOI Instrument Questions	153
Part F. Noninterviews.....	167
Section 1. Type A Noninterviews	167
1.1 Explanation of Type A Codes.....	167
1.2 Procedures	171
Section 2. Type B Noninterviews	171
2.1 Explanation of Type B Codes.....	171
2.2 Procedures	175
Section 3. Type C Noninterviews	175
3.1 Explanation of Type C Codes.....	175
3.2 Procedures	177
Appendices.....	178
Appendix 1. Outcome Codes.....	178
Appendix 2. Confidentiality.....	179
A2.1 What is Confidentiality?	179
A2.2 The Guarantee of Confidentiality	179
A2.3 Special Sworn Employees (SSEs).....	179
A2.4 Authorized Persons.....	180
A2.5 How to Maintain Confidentiality	180
A2.6 Discussing Your Job with Family, Friends, and Others	181
A2.7 Subpoena of Records.....	181
Appendix 3. Group Quarters Types and Descriptions.....	182
A3.1 Institutional Group Quarters	182

A3.2 Non-Institutional Group Quarters	182
A3.3 Ineligible Group Quarters (Excluded from NHIS sample)	183
Appendix 4. Distinguishing Institutional and Non-Institutional Group Quarters from Housing Units at the Time of Interview.....	184
Appendix 5. Household Membership	195
Appendix 6. Samples of NHIS Materials.....	196
Advance Letter	196
Foreign Language Advance Letters	196
Confidentiality Bookmark - NHIS Keeping your information safe for over 60 years	197
2024 NHIS Visual Abstracts and Quickstats Booklet.....	198
Selling the Survey Brochure	199
Key Findings Booklet - NHIS Monitoring the Nation's Health Since 1957	200
Process Factsheet	201
Postcard – NHIS in the News.....	202
NHIS No One Home Postcard.....	203
NHIS Note Card	204
NHIS How to Get Food Help	205
Thank You Letter	206
Sample Adult Letter	207
On Campus Student Advance Letter	208
More Information Letter	209
No One Home Letter	210
Manager Letter	211
Refusal Letter	212
No Time Letter	213
Please Call Letter.....	214

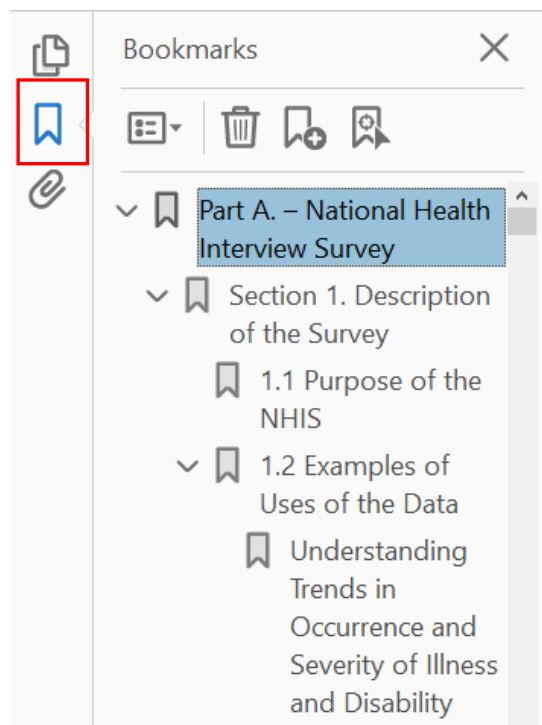
INTRODUCTION

TIPS AND TRICKS FOR USING YOUR FR MANUAL

Table of Contents and Bookmarks

The **table of contents** for your FR manual contains hyperlinks. These links jump you directly to the section you are interested in and save you the trouble of scrolling through numerous pages. You can also easily return to the table of contents without scrolling. We explain that in the next section called “Hyperlinks.”

On the left side of this PDF document, you will notice three small icons. The middle icon shows your **bookmarks**. Bookmarks are similar to your table of contents because they allow you to click on a link and jump directly to that section of the document. The bookmarks differ from the table of contents in that they show extra subsections that are not linked in the high level table of contents. For example “Understanding Trends in Occurrence and Severity of Illness and Disability” is a subsection that is hyperlinked as a bookmark but is not a clickable link in the table of contents. This added feature may make navigating easier for you if you don’t know exactly what information is in each main section of the manual.



Hyperlinks

You already learned a little about hyperlinks in the table of contents. Throughout the body of this document, you will find blue underlined text. These are also **hyperlinks**. These links can quickly jump you around the document without scrolling.

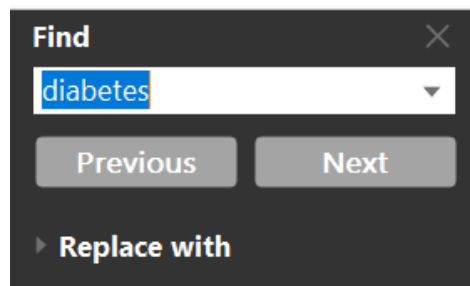
To return **from** a hyperlink to the place you left off in the text, click **ALT+left arrow** (in red below). To return back to that location immediately, click **ALT+right arrow** (in blue below).



To test that out, click this [hyperlink](#) that takes you to Part A of this manual. Then click **ALT+left arrow** (to come back here) and **ALT+right arrow** (to go back to Part A). It's that easy!

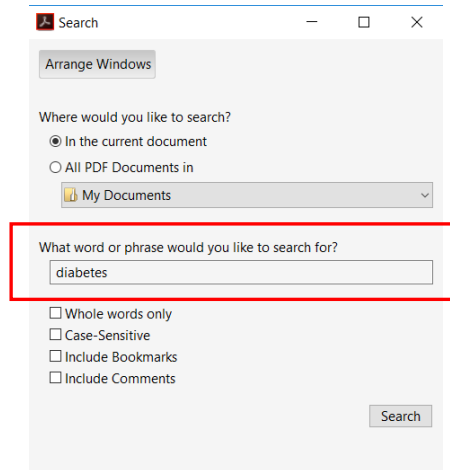
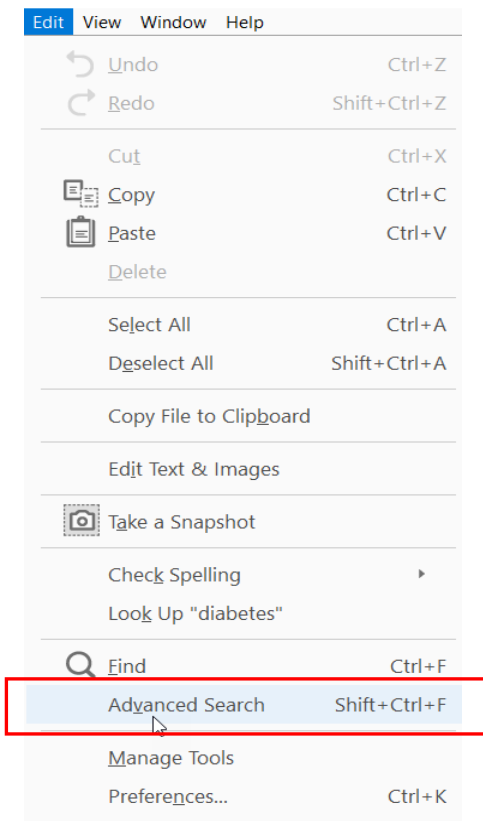
Searching the Document

There are multiple ways to search this PDF document for a topic you want to find quickly. The easiest shortcut to search the manual is **CTRL+F**. Using this command will pop up a small box (shown here) where you can enter your search term. Just use the Previous and Next buttons to move through the full document for each instance of the search term.



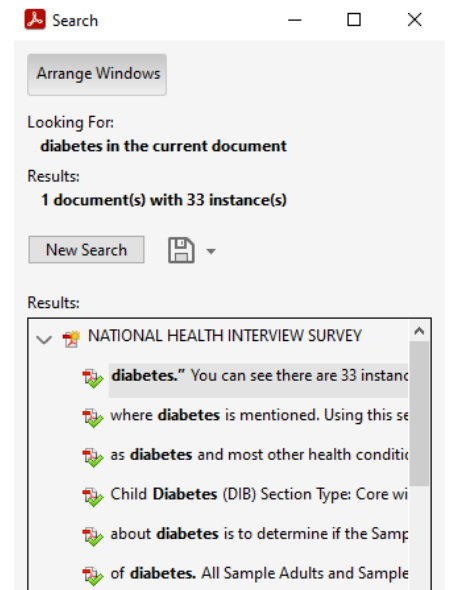
You also might want to know how many times that search term appears in the PDF. You can use the Advanced Search function for that. First, click on the **Edit tab** in the menu bar and select

Advanced Search (see below). Next, just type the term in the search box shown below. In this example, we are searching for “diabetes.”



You can see there are 33 instances in the manual where diabetes is mentioned. Using this search method, you can just click on any of the links in the search box to jump directly to that page.

This could be handy if the topic of interest is not part of a section heading. Hovering over the small icon in the search box also tells you the page number of the link.



Accessing the Manual During an Interview

Did you know you can access your manual while you are in the instrument if you need to? Hold down the CTRL/ALT/TAB keys simultaneously. Four windows should appear, depending on how many windows you have open to begin with. Toggle your cursor over to the Mobile Case Management window (this window says Mobile Case Management with a blue bar and you will have a green transmit button on the right). Once in the mobile case management screen, click on "materials" (under Resources). Click on your case survey. Double click on the **2024 NHIS FR Manual**. This will bring up your manual.

Once you are finished, close that window (red X), and repeat the CTRL/ALT/TAB command to toggle back to your case.

Copying and Pasting into Case Notes

There may be times when it would be useful to copy information directly from your manual into case notes. All you have to do is highlight the text you want to copy, select **CTRL+C** to copy the manual text, and then **CTRL+V** to paste the text into your case notes. You can also use the right-click mouse menu to select 'copy' and 'paste' if that is more familiar.

CAN I GET A PAPER COPY OF THIS MANUAL?

Your FR manual is designed to work best as an electronic resource that you can easily maneuver through. We highly encourage you to get familiar with all the new features we have built into the manual to speed up your use of this reference document. This year's manual includes many tips to help you learn about all these features.

That said, we know some people still prefer to have a paper copy of the manual. If you want to request a paper manual, please contact your regional office.

WHAT'S NEW FOR 2024?

Changes to Annual Core Content

For 2024, changes to the Sample Adult and Sample Child Health Care Access and Utilization sections include splitting up the question on use of an urgent care center or a clinic in a drug store or grocery store into two questions, one asking about visits to retail health clinics and one asking about visits to urgent care centers. Also, the Sex question in the Roster now includes an introductory phrase before the question, for the first person listed on the household roster, so it is clear to respondents what we are asking about and why we are asking for this information.

New Rotating Core Content

For 2024, the NHIS will include rotating core content that has previously been fielded on the NHIS. For the Sample Adult interview, rotating core content will include items on difficulty with hearing, use of sign language, chronic conditions of the liver and kidney, cigarette smoking history and cessation, alcohol use, walking, doctor advised physical activity, fatigue, and serious psychological distress. For the Sample Child, rotating core content will include items on height and weight, neighborhood characteristics, and screen time.

For both the Sample Adult and Sample Child, rotating core content will include items on allergies and health behaviors such as physical activity and sleep.

New Sponsored Content

For 2024, the NHIS will include sponsored content that has previously been fielded on the NHIS for Sample Adults, including health conditions related to taste and smell, problems with taste and smell, problems with taste and smell as a result of COVID-19, lung cancer screening, use of menthol/non-menthol cigarettes, the average number of cigarettes/packs of cigarettes smoked per day, hepatitis A vaccination, perceptions of walking environment, sun care and protection, and social support and loneliness.

For 2024, sponsored content on health conditions related to taste and smell and problems with taste and smell is new for the Sample Child.

Sponsored content that was revised for both the Sample Adult and Sample Child for 2024 includes the items on COVID vaccination.

New Emerging Content

New emerging content for the Sample Adult includes items on use of injectable diabetic medication.

PART A. – NATIONAL HEALTH INTERVIEW SURVEY

Section 1. Description of the Survey

1.1 Purpose of the NHIS

The purpose of the National Health Interview Survey (NHIS) is to obtain national information about the amount and distribution of illness, its effects in terms of disability and chronic impairments, the kinds of health insurance and health care access people have, and the kinds of health services people receive. It is unique in both the wide range of topics it covers and its very large, representative sample.

Although there was extensive research on individual diseases in the years 1937-1957, that research only collected piece-meal information from the people themselves on their illnesses and disabilities, or the medical care they obtained. Many persons, although sick or injured, were not represented in the data because requirements for reporting illnesses were limited to hospitalized illnesses and certain contagious diseases.

In recognition of the fact that existing information on the Nation's health was inadequate, and that national and regional health statistics were and are essential, in 1957 Congress authorized a continuing National Health Survey (Public Law 652 of the 84th Congress). A few years later, this survey was renamed the National Health Interview Survey. Ever since, it has been the principal source of information on the health of the civilian, noninstitutionalized population of the United States.

1.2 Examples of Uses of the Data

How is the information obtained from the National Health Interview Survey used? The following are just some of the many uses of these important data.

Understanding Trends in Occurrence and Severity of Illness and Disability

Epidemiologists, researchers, and public health officials use NHIS data to understand how the distribution of illness and disability in the population changes over time and are related to access to and use of health care. They also use NHIS data to plan, evaluate, and improve programs that keep kids, older adults, veterans, and families healthy.

Chronic illness and disability among both adults and children constitute our greatest public health challenge today. Chronic illness and disability lower the earning power, living standards, and the general well-being of individuals and families. They reduce the nation's potential output of goods and services. In advanced stages, they burden individuals, families, and communities with the high cost of care and assistance. The information collected by the NHIS on the risk factors, distribution, occurrence and

severity of diseases and disability is vitally needed in order to reduce their prevalence and impact through needed and effective prevention and health education programs.

Health of the Aged

As life expectancy increases, there is a nationwide interest in promoting the well-being of the aged and aging. Knowledge of the health status of people in their middle and later years is essential to effective community planning for the health, general welfare, and continued activity of older persons.

Health Education and Research

Governmental health programs have their counterparts in many of the national and local voluntary associations and organizations. These associations collect many millions of dollars annually to promote research and education in such fields as cancer, lung disease, heart disease, mental health, multiple sclerosis, alcoholism, and so on.

Before 1957, these organizations had to rely on mortality statistics almost exclusively as a source of information about the disease or condition with which they are principally concerned. Current health statistics produced by the National Health Interview Survey aid such groups greatly in planning their activities and expenditures.

Health Facilities: Hospital Care, Rehabilitation, Insurance

Illness statistics provide an improved measurement of the need for hospitals and other health facilities and assist in planning for more effective distribution of resources. Public school authorities use NHIS data to plan for the educational needs of children with developmental disabilities, physical disabilities, and learning disabilities. Vocational rehabilitation programs, public officials and industries concerned with manpower problems and industrial safety health measures, the insurance industry, the pharmaceutical and appliance manufacturers are also greatly assisted by reliable statistics on illness and disability.

Illuminating New Directions for Medical Research

Population-level research using NHIS that maps relationships between economic, demographic, and geographic factors such as age, sex, marital status, and occupation, and various diseases open up new avenues of exploration and may suggest hypotheses for more intensive testing by medical researchers. Data on the geographic distribution of diseases can also provide clues to their causes.

1.3 Who Uses the Data

- Local, state, and federal policymakers use NHIS statistics to decide how to spend your tax dollars. This includes deciding which kinds of health prevention programs to fund or

cut and which kinds of health research to prioritize. They also use NHIS data to guide policy-related decisions, to protect and to improve our health and well-being.

- Epidemiologists and public health officials use NHIS data to plan and improve programs that keep kids, older adults, veterans, and families healthy.
- Researchers and medical doctors use NHIS data to understand what factors to target in order to most efficiently and cost-effectively prevent illness and disability.
- Non-profits use NHIS statistics to efficiently allocate their resources and plan their activities and research.
- The CDC uses NHIS data to track trends in health and health care over time and monitor how well we're meeting our Nation's health goals.
- Health-related non-profits use NHIS statistics to decide how to spend your donations.
- Businesses use NHIS data to understand medications and medical equipment needs.

1.4 Sponsorship of the NHIS

The National Health Interview Survey is sponsored by the National Center for Health Statistics (NCHS), which is part of the Centers for Disease Control and Prevention (CDC), within the U.S. Department of Health and Human Services. The U.S. Census Bureau is the data collection agent for the NHIS. The findings of the survey are analyzed and published regularly by NCHS.

1.5 Design of the NHIS Sample for 2024 and Beyond

The National Health Interview Survey is a cross-sectional household interview survey. The target population for the NHIS is the civilian noninstitutionalized population residing in the United States at the time of the interview. Excluded from the survey are persons in long-term care institutions (for example, nursing homes for the elderly, hospitals for the chronically ill or physically or intellectually disabled, and wards for abused or neglected children), correctional facilities (for example, prisons or jails, juvenile detention centers, and halfway houses), and U.S. nationals living in foreign countries. Active-duty Armed Forces personnel are also excluded from the survey, unless at least one other household member is a civilian eligible for the survey (for example, a child whose parents are both active-duty military).

Sampling and interviewing for the NHIS are continuous throughout each year. The sample design permits the representative sampling of households and noninstitutional group quarters and is stratified by state; sample is drawn from each state and the District of Columbia. The sample design is redesigned after every decennial census; the last sample design was implemented in 2016.

Because the NHIS is conducted in a face-to-face interview format, the costs of interviewing a large simple random sample of households and noninstitutional group quarters would be prohibitive; randomly sampled dwelling units would be too dispersed throughout the nation. To achieve sampling efficiency and to keep survey operations manageable, cost-effective, and timely, the NHIS survey planners use a single-stage probability sample design that systematically selects the sample from defined clusters of sample.

The total NHIS sample is subdivided into four separate panels, or subdesigns, such that each panel is a representative sample of the U.S. population. This design feature has a number of advantages, including flexibility for the total sample size. With four sample panels and no sample cuts or augmentations, the expected NHIS sample size (completed interviews) is approximately 35,000 households containing about 87,500 persons per year.

1.6 About the Instrument – The Basics

The NHIS instrument has three major core parts:

- Roster Section
- Sample Adult Questionnaire
- Sample Child Questionnaire

Each section of the NHIS instrument is briefly described below. For a description of the questions in each section, see [Part C](#), Instrument and [Part D](#), Survey Content.

Roster Section

This section gathers a list of every person in the household and collects the demographic information necessary for selecting eligible sample persons for the Sample Adult and Sample Child Questionnaires.

Name, age, sex, race, ethnic background, armed forces status, and adult education level are the major topics covered. Information about household members' usual residence is also covered. This will determine if some or all individuals are included as household members.

Sample Child Questionnaire

A Sample Child is randomly selected by the computer from each household with at least one child 17 years of age or younger. The NHIS does not distinguish between Emancipated minors and others. If an emancipated minor is present, they may be eligible for selection as the Sample Child. Like other children, they may not answer questions for themselves. An adult respondent who was previously indicated to be knowledgeable about and responsible for the Sample Child's health at KNOWSC will be asked questions about that child. The child topics include conditions, limitations of activities, health status, mental health, and access to care. You will also ask for the last four digits of the Sample Child's Social Security Number.

Sample Adult Questionnaire

A Sample Adult is randomly selected by the computer from each household with at least one household member 18 years of age or older and is asked more detailed health related questions. There are questions about cigarette smoking, physical activity, alcohol consumption, height and weight, and gender specific questions. There are also questions about specific conditions such as heart disease, cancer, respiratory ailments,

chronic conditions, joint pains, sensory impairment, mental health, activities of daily living, and health care access and utilization. You will also ask for the last four digits of the Sample Adult's Social Security Number and the last four characters of the Sample Adult's Medicare or Health Insurance Claim Number.

Section 2. Conducting the NHIS Interview

2.1 Introducing the Survey

For the NHIS to be carried out under federal law, it must operate under several elements of informed consent from the respondents. Informed consent is both a legal and ethical issue. Potential NHIS respondents must be made aware of their rights if they choose to participate in the survey and to understand how their responses will be kept confidential, while data are protected.

Informed Consent

All the steps listed below must be followed for ALL CASES:

- 1. Verify you are at the correct address before you speak to the respondent.**
- 2. Verify the person you are speaking with lives there.**
- 3. Show your official Census Bureau ID badge, introduce yourself, and reference NHIS as the reason for the visit. Give the following introduction (or a similar introduction in your own words):**

"I am _____ from the U.S. Census Bureau. Here is my identification badge. We are conducting the National Health Interview Survey on behalf of the National Center for Health Statistics, part of the Centers for Disease Control and Prevention (CDC)."

- 4. Hand the respondent a copy of the Advance Letter, HIS-600(L)(G), and say (something like):**

"You may remember receiving this letter a few days ago. Please take some time to read this important information."

- Allow time for him or her to read the letter. If necessary, or if the respondent requests, read the letter to him or her.
- If you are conducting a telephone follow-up with a new respondent, you must read the letter.
- Ask whether the respondent is currently driving. If so, tell the respondent you will call back another time and end the call.

- 5. Then ask: "Do you have any questions about the National Health Interview Survey or your rights as a survey participant?"**

6. After answering any questions, ask: "Are you willing to participate in the survey?"

Respondents may change during the interview. For each new respondent, use the following introduction (or a similar introduction that conveys the same information):

"I am _____ from the U.S. Census Bureau. Here is my identification badge. We are conducting the National Health Interview Survey on behalf of the National Center for Health Statistics, part of the Centers for Disease Control and Prevention (CDC). I have some information from (previous respondent). Now, I would like to ask you some questions."

Repeat steps 4-6 above.

- 7. If the respondent is not willing to participate in the survey, use your judgment as to whether you should attempt to convert this reluctant respondent.** If you feel this is a "soft" refusal, try to convince the respondent of the merits of the survey. You may also mention that some interviews take about five minutes to complete, but most interviews will take about an hour to do all parts, depending on the size and health of the household. Be prepared with the NHIS materials available to you, such as the Selling the Survey (Because America's Health Counts) brochure to help gain respondent cooperation. If the respondent continues to refuse, or you feel this is a "hard" refusal, thank him or her and end the interview. NHIS materials such as the More Information Letter, and the Refusal Letter, can be requested through ROSCO to be sent to the reluctant respondent to encourage participation.

2.2 Authorization

The National Health Interview Survey is authorized by Title 42, United States Code, Section 242m(d).

2.3 Confidentiality

All information that would permit identification of the individual is held strictly confidential by NCHS and Census Bureau staff, contractors, or agents who work on the National Health Interview Survey (including related studies carried out by the Public Health Service) with a need to know. NCHS and Census Bureau staff, contractors, or agents will not disclose or release information to anyone for any other purpose without the written consent of the respondent.

Congress authorized the NHIS data collection in Section 306 of the Public Health Service Act (42 United States Code 242k). Strict federal laws prevent us from releasing information that could identify respondents to anyone else without consent of the respondent. These laws are: Section 308(d) of the Public Health Service Act (42 U.S.C. 242m(d)); the Confidential Information Protection and Statistical Efficiency Act (44 U.S.C. 3561-3583); and the Privacy Act of 1974 (5 U.S.C. § 552a). Every National Center for Health Statistics (NCHS) employee, contractor,

research partner, and agent has taken an oath to keep respondents' information private. Anyone who willfully discloses any identifiable information about anyone in the survey could get a jail term of up to five years, a fine of up to \$250,000, or both. In addition to the above cited laws, NCHS complies with the Federal Cybersecurity Enhancement Act of 2015 (6 U.S.C. §§ 151 and 151 note), which protects federal information systems from cybersecurity risks by screening their networks.

Deliberate falsification, by an employee, of any information in this survey is punishable by a fine up to \$10,000, or imprisonment up to five years, or both (18 USC 10001). (See [Appendix 2](#) for a thorough discussion of confidentiality.)

You must avoid mentioning or providing anyone with materials that would link a specific household or person with a specific survey. When discussing your job, be careful never to reveal any information you obtain during an interview to an unauthorized person.

2.4 Eligible Household Respondents

Any responsible household member equal to or greater than 18 is eligible to act as a respondent.

“Responsible” means the respondent must be both mentally and physically able to provide adequate and appropriate responses to the questions.

Exceptions to this rule are covered in [Part B, Concepts](#). One such exception would be for a person who is unable to answer questions for himself or herself due to illness, such as a stroke. If no other relative is living in the household, a non-household member, such as a caregiver, can respond as a proxy for the respondent.

2.5 Maintaining Rapport with Respondents

As you know, you begin to build a harmonious relationship with the respondent even before he or she first answers the door. Parking your car with consideration and being respectful of and to the neighbors sets the tone for all that follows. Maintaining rapport throughout the interview will help you collect complete and accurate information. Through your sincere understanding and interest in the respondent, you provide a friendly atmosphere in which the respondent can talk honestly and fully. If rapport is broken because the respondent finds a particular question "too personal," take time to reassure him or her that NCHS and its agents, which includes the Census Bureau, will not disclose any of his or her answers to anyone.

2.6 Answering Respondent Questions

Some respondents will want additional information before agreeing to participate in the survey. Some respondents may be reluctant to provide information about themselves or their family members or may refuse to be interviewed. It is your responsibility to sell the survey. You will be provided with a supply of informational brochures to help you accomplish this.

To convert a reluctant respondent, try to identify his or her specific objection(s) to participating in the survey and tailor your answer accordingly. A thorough understanding of the survey is the key to a good explanation. The following are a few examples of questions you may receive and suggested responses:

General Explanation of the Survey

You may need to give some respondents a general explanation of the survey. An example of a general explanation is shown below.

"Most families have or will be affected in the future by health problems. It is extremely important to know about the health of the Nation's people. Unless there is adequate information about the current health situation, government and medical care personnel may fail in their efforts to maintain a health care system that is equipped to handle the present and future medical needs of the people. However, to measure the health of the Nation, we need to interview healthy persons as well as those with health problems. If we know in advance the direction the Nation's health is moving, it is easier to initiate programs to meet current and future health care needs. The statistical information developed from this survey is urgently needed in order to plan intelligently for the health needs of the population."

How Long Will the Interview Take?

The entire NHIS will take about an hour. This will vary depending on the number of health problems the family has had.

I Don't Have the Time

If the respondent states that he or she has no time to be interviewed, find out when you may come back. **However**, always assume (without asking) that the respondent has the time unless you are told otherwise.

I Don't Want to Tell You About Myself and My Family

Ask the respondent to allow you to begin the interview on a "trial basis," explaining that he or she does not have to answer any question(s) that he or she feels is too personal. In most cases, you will find that respondents provide most, if not all, of the needed information. Also, mention that the information about the household is confidential by law and that personally identifiable information (PII) will be seen only by sworn persons who have a need to know.

Why Are You Interviewing This Household?

Explain that it would be too costly and time-consuming to interview everyone in the United States and, therefore, a sample of addresses was selected. The respondent lives at one of the representative addresses picked.

The selection was not based on who lives at the address, or whether they have problems with their health. Each person represents approximately 3,500 other persons. Taken as a group, the people living at these sample addresses will represent the total population of the United States in the health statistics produced and published by NCHS and the CDC.

Why Don't You Go Next Door?

The National Health Interview Survey is based on a scientifically selected sample of addresses in the United States. Since this is a sample survey, we cannot substitute one address for another without adversely affecting the information collected. Also, all addresses have an equal chance of being selected for the sample.

I Consider This a Waste of Taxpayers' Money

The information obtained from this survey helps ensure a more efficient allocation of funds for health care programs. Without this information, health care dollars would be wasted.

2.7 The Voluntary Nature of the Survey

The fact that participation in the NHIS is voluntary does not diminish your responsibility to convert reluctant respondents. When a person says the survey is voluntary and that he or she would prefer not to participate, tell him or her how important he or she is to the survey and how important the survey is to the Nation. Tell him or her about the confidential nature of the survey, noting that neither NCHS nor the Census Bureau will disclose any of his or her answers, and ask him or her to let you begin the interview on a "trial basis." Inform the respondent that he or she can refuse to answer any question he or she feels is too personal.

2.8 Beginning the Interview

The first few screens allow you to verify the housing unit listing. Next, you will record the household roster and collect demographic information for each household member listed. You will then be ready to begin asking health related questions.

How to Ask Questions

Ask Questions Exactly as Worded

You must ask questions exactly as worded so they will yield comparable results. Avoid changing words or phrases and adding or dropping words to the question.

Ask Every Question

Although the answer to a particular question may seem obvious to you, do not fill the answer without asking the question. The respondent may provide an answer that applies to a question asked later in the interview. In this case, you may verify

the answer to the question. It is important that you ask or verify each applicable question.

If the Respondent Misunderstands or Misinterprets a Question

Repeat the question as worded and give the respondent another chance to answer. If you still do not get an acceptable response, use the probing techniques discussed next.

How to Probe

When the respondent's answer does not meet the question's objective, probe to clarify or expand his or her answer. The probing procedures listed below are useful in stimulating discussion. Introduce these devices casually as a natural expression of interest.

Brief Assenting Comments

Comments such as "Yes, I see" show the respondent that you are giving your attention to the answer. They often stimulate the respondent to talk further.

An Expectant Pause

An expectant pause accompanied by an inquiring look after the respondent has given only a brief reply often conveys to the respondent that he or she has merely begun answering the question. It will often bring forth a more detailed response.

Repeating the Question

Repeating the question or listing the response categories (when applicable) is useful when the respondent does not understand the question, misinterprets it, seems unable to make up his or her mind, or strays from the subject.

Repeating the Respondent's Reply

Repeating the respondent's reply is useful in helping to clarify the response and prompting the respondent to provide additional information. Be sure you adhere strictly to the respondent's answer and do not interject your own ideas.

Neutral Questions (Probes)

Neutral questions (probes) in a neutral tone of voice will bring fuller, clearer responses. For example:

"I don't quite understand what you mean." or
"Which figure would you say comes closest?" (Probe to clarify hours worked last week, income, and so on.)

Such questions show your interest and are successful when used correctly. You must immediately recognize how the respondent's answer fails to meet the question's objective and use a neutral probe to get the correct information. Your manner of asking neutral questions is important; a sharp demanding tone can damage rapport. It is sometimes good for you to appear slightly bewildered by the respondent's answer. Indicate in your probe that it might be you who did not understand. For example, "I'm not sure what you mean by that, could you tell me a little more?" This can arouse the respondent's desire to help someone who is trying to do a good job. However, do not overplay this technique. The respondent should not get the feeling that you do not know when a question is properly answered. Interviewers often have to separate the facts wanted from the respondent's attitudes. The basic procedure is:

- Know the question's objective thoroughly.
- Know how to probe when the answer is inadequate, while maintaining good rapport.

Importance of Using Neutral Probes

We have stressed that you need to stimulate discussion. This does not mean that you should influence the respondent's answer or unnecessarily prolong the interview. Probing should be as neutral as possible so you do not distort the respondent's answers. When you ask neutral questions of all respondents, we have comparability between all the interviews in the survey. If each FR asks a leading probe, we would not be comparing responses to the same questions. This would thoroughly defeat the goal of having a standardized survey.

Respondent Replies "I Don't Know"

Respondents do not always mean what they first say. The "I don't know" answer might mean:

- The respondent does not understand the question and answers "I don't know" to avoid saying that he or she did not understand.
- The respondent is thinking and says, "I don't know" to give himself or herself time to think.
- The respondent may be trying to evade the issue, so he or she begs off with the "I don't know" response.
- The respondent may actually not know.

Discussion often presents a truer picture of the respondent's thoughts and may help you determine if you should probe further. In such cases, you may try a statement like *"There are no right or wrong answers. Your best estimate will be fine."*

2.9 Your Own Manner

Your greatest asset in conducting an interview efficiently is to **combine a friendly attitude with a businesslike manner**. If a respondent's conversation wanders away from the interview, try to cut it off tactfully, preferably by asking the next question.

Appearing too friendly or concerned about the respondent's personal troubles may actually lead to obtaining less accurate information.

It is especially important in this survey that you maintain an objective attitude. Do not indicate a personal opinion about replies you receive to questions, even by your facial expression or tone of voice. Since the illness discussed may be of a personal or serious nature, expressions of surprise, disapproval, or even sympathy on your part may cause respondents to give untrue answers or to withhold information. Your own objectivity about the questions will be the best method for putting respondents at ease and making them feel free to tell you the conditions and illnesses in the family.

Sometimes it may feel awkward to ask particular questions. If you ask these questions without hesitation or apology and in the same tone of voice as other questions, you will find that most respondents will not object. If there are any questions or concerns on the respondent's part, explain that the instrument is made up of a prescribed set of questions that must be asked in all households, even though they may seem to be inappropriate in some cases.

Avoid "talking down" to respondents when explaining terms, but give as direct an explanation as possible.

Section 3. Spanish Translation

3.1 Accessing the Spanish Instrument and Materials

The Spanish version of the NHIS is available for **only** those field representatives (FRs) designated as bilingual and approved by your Regional Office to conduct cases in Spanish. This instrument is accessed using the Shift + F5 keys. These function keys will allow you to select Spanish as the language in which you will conduct the interview. For example, if you begin the NHIS in English and while talking to the respondent it is easier for him or her to conduct the interview in Spanish, you can simply toggle between languages. You can also use the Shift + F5 keys together where a pop up window will allow you to select "English" or "Spanish." Use your down arrow to select "Spanish" and click "ok" to return to your place in the instrument. Any

information already entered is automatically saved when you toggle between the English and Spanish instrument.

There are forms available in Spanish. If you did not receive them at the beginning of the year, please request them through your Regional Office.

These forms include:

1. HIS-600(L)(SP) Advance Letter
2. HIS-601(L)(SP) Thank You Letter
3. HIS-500(SP) Selling the Survey Brochure
4. HIS-571 (SP) Confidentiality Bookmark
5. HIS-602(c) Language Card
6. HIS-803(P)(SP) No One Home Postcard
7. HIS-Food Security (SP)

These forms are requested **only** through ROSCO:

8. HIS-801(L)(SP) More Information Letter
9. HIS-802(L)(SP) No One Home Letter
10. HIS-804(L)(SP) Manager Letter
11. HIS-812(L)(SP) Refusal Letter
12. HIS-813(L)(SP) No Time Letter

3.2 Spanish Interviewing Strategies for Data Quality

It is important to keep in mind the following strategies that will help you to complete an interview in Spanish while getting high quality data from the respondent. The NHIS team spent lots of time and effort developing this translation. It is important to use the official translation and not to translate “on-the-fly.” Translating “on-the-fly” is when you translate the questions into Spanish yourself instead of using the official translation. There are three main reasons why you should not translate on the fly.

1. “Broadcaster” Spanish

The Spanish translation uses a “broadcaster” Spanish. It is a version of Spanish that is understood by Spanish-speakers from many different countries such as Spanish that you hear when you turn on the TV. We tried to be thoughtful about creating a translation that will work for people from many different backgrounds.

One example of this is translating “high school” in Spanish. Depending on where you are, you may say “preparatoria” (Mexico and Colombia) or “bachillerato,” but in Puerto Rico the latter means “college.” Some say “secundaria,” but this can actually mean “middle school” if you live in Mexico. As a solution, we are using the phrase:

“doce grado con diploma o high school (secundaria/preparatoria)”.

This translation lists the number of years of school that a high school graduate has completed to help the respondent understand what we are asking. It also includes the English term “high school”, which can help respondents who have been in the U.S. for a while or who have kids in the U.S. school system. It also includes two widely used terms in Spanish in parentheses. We put a lot of thought into how to make sure respondents understand the question no matter what country they are from.

2. Consistency

When you translate on-the-fly, you will probably translate the question differently than another interviewer. That means each respondent will hear a different version of the question and answer categories. When everyone hears the same questions, it ensures that differences in responses are not due to people hearing different questions.

When researchers report survey findings, they are interpreting the findings based on the question as written in the survey. Consistency helps us know that we are measuring the same thing in every survey.

For example, depending on the age of a child, the text will read a “well baby visit” or a “well child visit.” If we had used the “well baby visit,” there would be three possible versions to say “baby.” “Bebé,” the most commonly understood word for baby, but also “nene(a)” and “guagua” can be possible translations depending on what the bilingual interviewer uses based upon the interviewer’s choice of word for “baby.” We are using the gender-neutral phrase “visita pediátrica” in Spanish to use in place of identifying the baby or child. This solves the problem of consistency and it is also why we are asking you to please read what is on the screen.

3. Transparency

We want to collect high quality interviews in both Spanish and English, and one way we do that is by ensuring transparency. Transparency means that the questionnaires are public documents and have been reviewed by government officials. When interviewers translate on the fly, they make wording changes that could violate the approved language of the survey. It is misleading to respondents when interviewers ask questions differently than what NCHS tells the public we will ask in the survey.

3.3 Spanish Instrument Feedback

We are committed to continuing to improve the Spanish translation. You are our eyes and ears in the field. We need to hear from you if there are issues with the translation. We welcome an email at fld.nhis.questions@census.gov with the following information:

- Question name and/or text
- Brief description of the problem you encountered
- Provide suggestions you may have

Feel free to write your email in Spanish or English. Please do not send screenshots. We do not want any personal identifiable information or PII to be sent to us by accident.

PART B. – CONCEPTS

Section 1. Respondent Rules

1.1 Who May Respond to Questions in the Front and Coverage Sections?

Ask these questions of any responsible adult household member who is 18 or older. It is necessary before asking these questions to determine whether the person to whom you are speaking is a household member.

1.2 Who May Respond to the Roster Section?

Any responsible household member equal to or greater than the age of 18 may respond. Household members under 18 should not act as Household respondent unless there are not any people age 18 or greater in the household. Adult Armed Forces members living at home may respond to the Roster Section. The Household respondent needs to include all persons who usually live in the household on the household roster.

1.3 Who May Respond to the Sample Adult Questionnaire?

Only the person selected as the Sample Adult can be the respondent for the Sample Adult Questionnaire. No proxy respondents are allowed, except in extreme circumstances where the Sample Adult is physically or mentally unable to answer for himself or herself. For example, a proxy respondent can answer for a Sample Adult who has had a stroke and cannot communicate clearly. However, if the person selected as the Sample Adult is not available, you will need to make a callback to interview him or her. If the Sample Adult is out of town, however, and cannot be reached, a spouse or other relative may not answer questions about the Sample Adult.

1.4 Who May Respond to the Sample Child Questionnaire?

For the Sample Child Questionnaire, the respondent will be one of the people indicated (up to four, at the KNOWSC screen) as being knowledgeable about and responsible for the health care of the child. Potentially, any adult household member in the Sample Child's family can be the respondent for the Sample Child Questionnaire, so long as he or she is listed as being knowledgeable about and responsible for the child's health care at KNOWSC. However, a spouse or partner of an emancipated minor cannot be the Sample Child Respondent because of the nature of the questions in the Sample Child module. This means that, in some cases, no one will be eligible to answer the Sample Child Module.

1.5 Exceptions to Eligible Respondent Rules

For persons who are not able to answer the questions for themselves and have no relative living in the household who can answer for them, you may interview someone who is

responsible for their care as a proxy for the respondent. The person providing the care may or may not be a member of the household. In such situations where the Sample Adult is unable to answer for herself, enter “3. Physical or mental condition prohibits responding” at the AVAIL_A screen at the beginning of the Sample Adult interview, which then takes you to the PROXY_A screen.

1.6 Return Visits May Be Necessary

In some instances, it may be necessary to make return visits to the household in order to interview an eligible respondent. If the Sample Adult is not available, or a respondent knowledgeable about and responsible for the health care of the Sample Child is not available, you will need to return to the household to complete the interview. If possible, make an appointment to conduct the interview. If it is not possible to make a definite appointment, determine when would be a good time to call back. The interview may be completed over the telephone, if necessary.

1.7 Important Terms

An **Adult** is any person equal to or greater than 18.

A **Deleted Person** is a non-household member who was originally listed in error. For example, an Armed Forces member **not living at home**, a student living away at college in **off-campus** housing, or a person with a usual residence elsewhere who is not usually away at school or college.

An **Eligible Respondent** is any responsible household member eligible to act as a respondent for a given section of the interview. For example, any person aged 18 or older is eligible to be the Household Respondent.

For this survey, a **family** is two or more people living together who are related by birth, marriage, or adoption, as well as any unrelated children who are cared for by the family, such as foster children, and any people living together as a couple and their children. For example, a married couple, their biological daughter, son-in-law, and grandchildren are a family. Unmarried couples (same-sex and opposite-sex couples) are considered as belonging to the same family. Additional groups of persons living in the household who are related to each other are considered to be separate families. Hence, there may be more than one family living in a household, or a family can consist of only one person. For the Redesign NHIS, we are most interested in knowing if everyone in the household is a member of the same family, and if not, who is a member of the Sample Adult’s family and/or the Sample Child’s family.

A **Household** is the entire group of persons who live in one housing unit or one Group Quarters (GQ) unit, composing one or more families. It may be several persons living together or one person living alone.

The term **Related** includes being related by blood, marriage, or adoption. Consider foster children and wards as related when determining who are members of the same family.

A **Respondent** is a person who provides answers to the questions asked.

- A **Self-Respondent** is a person who responds to questions about himself or herself.
- A **Proxy-Respondent** is a person who directly responds to questions about other family and household members. A proxy-respondent can only be used for the Sample Adult section if the Sample Adult is mentally or physically unable to answer.

Responsible means the respondent must be both mentally and physically able to provide adequate and appropriate responses to the questions.

Section 2. Definitions and Procedures

2.1 Definitions

An **Adult** is any person equal to or greater 18 years old.

Armed Forces "Active duty in the Armed Forces" means full-time active duty in the United States Army, Navy, Air Force, Marine Corps, Coast Guard, or any National Guard or Reserve unit currently activated as part of the regular Armed Forces. Included in active duty is the six-month period a person may serve in connection with the provisions of the Reserve Forces Act of 1955 and cadets appointed to one of the military academies, such as West Point, the Naval Academy, and so on. Also, include persons on full-time active duty in the military service of a foreign nation.

A **Business** exists when at least one of the following conditions is met:

- Machinery or equipment of substantial value, in which the person has invested capital, is used by him or her in conducting the business. Hand rakes, manual mowers, hand shears, and the like would not meet the "substantial value" criteria.
- An office, store, or other place of business is maintained.
- There is some advertisement of the business or profession by listing it in the classified section of the telephone book, displaying a sign, distributing cards or leaflets, or otherwise publicizing that a particular kind of work or service is being offered to the general public.
 - Consider the selling of newspapers, cosmetics, and the like as a business if the person buys the newspapers, cosmetics, and the like, directly from the publisher, manufacturer, or distributor, sells them to the consumer, and bears any losses

resulting from failure to collect from the consumer. Otherwise, consider it as working for pay (job) rather than a business.

- Do not consider domestic work in other persons' homes, casual work such as that performed by a craft worker, or odd-job carpenter or plumber as a business. This is considered wage work. Whether the person is considered as having a job is described under Job.
- Do not consider the sale of personal property as a business.

For questionable or borderline cases, do not consider persons as having a business. Determine whether a person is considered as having a job as described under **Job**.

CAPI stands for **Computer-Assisted Personal Interviewing**.

A **CAPI Instrument** is the computerized version of the survey questionnaire displayed on the laptop computer.

Case Management (CM) is a CAPI feature that allows you to manage and control all of your assigned cases on the laptop computer. Several functions in Case Management allow you to:

- Display information for each case
- Make required address corrections
- Sort cases and get counts of cases for specific categories
- Interview households
- Transmit completed assignments

A **Condition** is the respondent's perception of a departure from physical or mental well-being. In general, consider as a condition any response describing a health problem of any kind.

The terms **Doctor** and **Medical Doctor** refer to both medical doctors (M.D.s) and osteopathic physicians (D.O.s). Include general practitioners and all types of specialists. Do not include persons who do not have an M.D. or D.O. degree, such as dentists, oral surgeons, chiropractors, podiatrists, Christian Science healers, opticians, optometrists, and psychologists.

The term **Doctor's Assistant** is respondent defined. Include any person mentioned by the respondent, for example, general practitioners, psychologists, nurses, or chiropractors. However, do not include visits to dentists or oral surgeons.

Doctor Visits

Include as doctor visits:

- A visit by or for the person to the doctor or doctor's assistant for the purpose of obtaining medical advice, treatment, testing, or examination. For example, if a mother visits the doctor about her child, count this as a doctor visit for the child.
- A visit to a doctor's office, clinic, hospital emergency room, or outpatient department of a hospital where a person goes for treatment or examinations even though a doctor may not actually be seen or talked to.
- A visit by the doctor or doctor's assistant to the person. If the doctor or doctor's assistant visits the home to see one patient and while there examines or professionally advises another member of the household, count this as a "doctor visit" for each individual receiving the doctor's or assistant's attention.
- Telephone calls to or from a doctor or assistant for the purpose of discussing the health of the person. Include calls to or from a doctor or assistant for obtaining or renewing a prescription or calls to obtain the results of tests or X-rays. Count the telephone call as a doctor visit for the person about whom the call was made. For example, if the wife calls the doctor about her husband's illness because he is too ill to call himself, count the call for the husband, not the wife.
- Medical advice obtained from any non-household member (related or not) who is a doctor, even if this is done on an informal basis.
- Laboratory visits.
- Physicals for athletes or the U.S. Armed Services.
- Visits to a nurse at work or school unless such visits were mass visits. For example, include an individual visit, but exclude visits by all or many persons for the same purpose, such as for TB tests, hearing exams, and so on.

Exclude as doctor visits:

- A visit made by a doctor or assistant while the person was an overnight patient in the hospital.
- Visits for shots or examinations (such as X-rays) administered on a mass basis. If it is reported that the person went to a clinic, a mobile unit, or some similar place to receive an immunization, a chest X-ray, or a certain diagnostic procedure that was being administered identically to all persons who were at the place for this purpose, do not count this as a doctor visit.

- Immunizations or examinations administered to children in schools on a mass basis. (Physicals for athletes or the U.S. Armed Services are NOT considered mass visits; count these as doctor visits.)
- Telephone calls made between a pharmacist and a doctor to obtain, renew, or verify prescriptions or calls made between the person and a pharmacist. Also **exclude** calls for appointments, inquiries about a bill, and other topics not directly related to the person's health, and calls that are connected to a recording.
- Visits to dentists or oral surgeons.
- Self-treatment or medical advice prescribed for one's self.
- Medical advice or treatment given at home by a related household member who is a doctor.

Doctor Visits - Special Situations

The following instructions apply to other medical contacts and special situations. Do not probe to determine if any of these situations occurred. If the respondent reports the information or raises a question, use the procedures given below so that all doctor visits will be properly counted.

- **Two or more doctors seen on the same visit**--If two or more doctors are seen on the **same** visit, each doctor seen counts as a separate doctor visit. Indicate this type of situation in an F7 note. Situations of this kind may occur when a person visits a clinic where he or she sees doctors with different specialties, for example, a dermatologist in one office and an internist in another office. It might also occur when a person visits his or her family doctor, who, in the course of the visit, calls in a specialist to examine or treat the person.
- **Doctors and assistants seen on the same visit**--A visit in which the person sees both a doctor and one or more of the doctor's assistants who work under **this** doctor's supervision should be counted as only **one** doctor visit.

For example, if the person sees a nurse and then the doctor who supervises that nurse, count this as only one visit. If, however, the person sees both a doctor and a doctor's assistant supervised by a **different** doctor, this counts as two visits. For example, if a patient sees a doctor and then is referred to a physical therapist who works under the supervision of another doctor, two visits should be recorded.

- **More than one assistant seen on the same visit**--When the person sees more than one assistant on the same visit, count as a separate visit each assistant seen who works under the supervision of a **different** doctor. If each of the assistants seen on the same visit work under the supervision of the same doctor, count this as only one visit. For example, count it as two visits if the person first saw one doctor's nurse and then was referred to another doctor's therapist. Count it as one visit if the person first had his or her blood pressure checked by one nurse and temperature checked by another, both working for the same doctor.
- **Laboratory visits**--Do not probe to determine if a visit took place at a laboratory. However, if a laboratory visit is reported, count this as a doctor visit.

An **Eligible Respondent** is any responsible household member eligible to act as a respondent for a given section of the interview. For example, any person age 18 or older is eligible to be the Household Respondent.

A **Family** can be a single person or a group of two or more related persons living in the same household; for example, the reference person, his or her spouse (or unmarried partner), foster son, daughter, son-in-law, and their children, and the wife's uncle. Additional groups of persons living in the household who are related to each other, but not to the reference person, are considered to be separate families; for example, a lodger and his or her family, or a household employee and his or her spouse. Hence, there may be more than one family living in a household.

Status **Flags** signify that a person on the household roster has a special status. An 'X' in the following HHSTAT column on the Household Roster tab specifies the status of that person.

- A – Sample Adult
- C – Sample Child
- D – Deleted Person
- H – Household Respondent
- M – Member of the Armed Forces

Group Quarters (GQs) are places where people live or stay in a group living arrangement that are owned or managed by an entity or organization providing housing and/or services for the residents. People living in a group quarters are usually unrelated. A GQ does not meet the regular housing unit definition. Examples include college dormitories, group homes, and shelters for people experiencing homelessness. (See also [Appendix 3](#), Group Quarters Types and Descriptions, and [Appendix 4](#), Distinguishing Institutional and Non-Institutional Group Quarters from Housing Units at the Time of Interview.) Student quarters in a college dormitory are ineligible for interviewing and should be assigned a Type C outcome of “Unit does not exist or unit is out of scope.”

Health Care is any kind of medical treatment, diagnosis, examination, or advice provided by a doctor, doctor's assistant, or other health care professional.

A **Home** is any place in which a family member was staying at the time of the doctor's or assistant's visit. It may be the person's own home, the home of a friend or relative, a hotel, or any other place the person may have been staying.

A **Hospital Stay (Hospitalization)** is a stay of one or more nights in a hospital. Exclude visits to an emergency room or outpatient clinic, even if they occur at night, unless the person is admitted and stays overnight. Do not include stays in the hospital during which the person does not spend at least one night, even though surgery may have been performed.

If a person was moved (transferred) from one hospital to another for example, from a general hospital to a veteran's hospital, record each move as a separate hospital stay if each lasted overnight or longer. When a hospitalization is for childbirth, record one hospital stay for the mother and one for the baby.

The **Household** is the entire group of persons who live in the sample unit. It may consist of several persons living together or one person living alone.

A **Household Member** includes the following two categories of persons in the household.

- Persons, whether present or temporarily absent, whose usual place of residence at the time of interview is the sample unit.
- Persons staying in the sample unit who have no usual place of residence elsewhere. **Usual place of residence** is the place where a person usually lives or sleeps the majority of the time. A usual place of residence must be specific living quarters held by the person to which he or she is free to return at any time. Living quarters, which a person rents or lends to someone else, cannot be considered his or her usual place of residence during the time these quarters are occupied by someone else. Likewise, vacant living quarters that a person offers for rent or sale during his or her absence should not be considered his or her usual place of residence while he or she is away.

A **Housing Unit (HU)** is any house, townhouse, apartment, mobile home or trailer, single room, group of rooms, or other location, or if vacant, intended for occupancy. An HU may be occupied by a family or one person, as well as by two or more unrelated persons who share the living quarters. A housing unit does not have to be a structure. For example, trailers, tents, boats, trucks, buses, caves, and so forth may be housing units if they are used as living quarters.

The **Interview Function Keys** along the top of the keyboard, labeled F1 to F12, allow you to move around within the instrument, change answers, enter notes, and perform many other necessary functions. The Function Keys are defined below:

F1 **Question Help** - Brings up help screens

F2	Not used "within instrument" in the NHIS
F3	Not used "within instrument" in the NHIS
F4	Jump menu
F5	Show Status - Shows the status of all sections of the instrument for the household (for example, Sample Adult)
F6	Not used "within instrument" in the NHIS
F7	Item Notes/Remarks - Enter notes for a specific question
F8	Return - Takes you back to where you were after using the F10 key
F9	Arrange Callback
F10	Exit - Skips to the end of the interview
F11	Calculator
F12	Copy Down/Repeat - Makes duplicate entries in a table
SHIFT-F1	Show HH - Shows the list of all persons in the household roster, household phone numbers
SHIFT-F2	FAQ - Frequently Asked Questions and Answers
SHIFT-F3	Not used "within instrument" in the NHIS
SHIFT-F4	Not used "within instrument" in the NHIS
SHIFT-F5	Language - Toggle to Spanish instrument
SHIFT-F6	Not used "within instrument" in the NHIS
SHIFT-F7	Show Notes/Remarks that were entered for specific question
SHIFT-F8	Not used "within instrument" in the NHIS
SHIFT-F9	Contacts Tab – Add a new phone number or modify or remove existing phone numbers for the household
SHIFT-F10	Show Function Keys
SHIFT-F11	Show Standard Abbreviations
SHIFT-F12	Not used "within instrument" in the NHIS
CTRL-D	Don't Know - To enter a "don't know"
CTRL-F	Search Tag
CTRL-H	Blaise Version
CTRL-K	Show Function Keys
CTRL-M	Show Don't Knows and Refusals - Listing of all "don't know" and "refused" answers
CTRL-R	Refused - To enter a "refused" answer
CTRL-F3	Show Question Text -Displays popup window with question text of current item
CTRL-F7	Case Level Notes - To enter notes about a case from anywhere in the instrument
CTRL-F11	Calendar - Brings up a calendar for reference
END	Next Unanswered Question - Takes you directly to next unanswered question after backing up in a case or reentering a case
ESC (Escape)	Exit Help Screen

The **Interview Period** is the month-long span which the Field Representatives have to complete their NHIS assignment. The interview period will begin on the first day of the month and end on the last day of the month, regardless of what day of the week these days fall on. For example, the interview period for January 2024 starts on January 1, 2024 and closes out on January 31, 2024.

A **Job** exists if there is a definite arrangement for regular work **for pay** every week or every month. This includes arrangements for either regular part-time or regular full-time work. A formal, definite arrangement with one or more employers to work a specified number of hours per week or days per month, but on an irregular schedule during the week or month, is also considered a job.

- Do not consider a person who is "on call" and works only when his or her services are needed as having a job during the weeks in which he or she does not work. An example of a person "on call" is a substitute teacher who was not called to work during the past week.
- Consider seasonal employment as a job only during the season and not during the off-season. For example, a ski instructor would not be considered as having a "job" during the off-season.
- Consider school personnel (teachers, administrators, custodians, and so on) who have a definite arrangement, either written or oral, to return to work in the fall as having a "job" even though they may be on summer vacation.
- Consider persons who have definite arrangements to receive pay while on leave of absence from their regular jobs to attend school, travel, and so on, as having a "job." This may be referred to as "sabbatical leave." Probe to determine if the person is receiving pay if this is not volunteered.
- Do **not** consider persons who work **only** at an unpaid job on a family farm or in a family business as having a "job" during a period when they are not working.

Do **not** consider persons who **do not have a definite job to which they can return** as having a "job." For example, do not consider a person to have a job if his or her job has been phased out or abolished or if the company has closed down operations.

Listing is entering into a laptop computer either the addresses or descriptions of living quarters where people live, or could live, within an address or Census block. This can also be done using a sheet of paper if needed.

A **Merged Unit** is a unit that results from combining two or more units to form one basic address. A merger could involve two single-family homes or two or more apartments in a multi-unit structure. Instructions for handling mergers can be found in [Part F](#).

A **Noninterview Household** is a household for which information is not obtained because:

- The unit is occupied but an interview was not possible.
- The unit is occupied entirely by persons not eligible for interview.
- The unit is not occupied or not eligible for interview.

You must classify noninterview households as either Type A, Type B, or Type C (see [Part F](#) for detailed information concerning each noninterview type).

On-campus housing includes residence halls and dorms where students live together. It also includes buildings that are owned, leased, or managed by the school. Fraternities and sororities are on-campus housing.

Primary Sampling Units (PSUs) contain large metropolitan areas or groups of adjacent counties, independent cities, parishes, or boroughs that are scientifically selected for the NHIS.

Probing is a technique used to get more information from a respondent when he or she has given an incomplete or inappropriate answer. See [Part A, Section 2](#), for more information about probing.

Reference Periods

There are many different reference periods used in the NHIS:

Last Week - This is the week (seven days) just prior to the date the first question is asked in each core section (Sample Adult and Sample Child) of the interview. This reference period does not include any days during the interview if a section is completed over more than one day. For example, if the Sample Adult interview begins on February 12, 2024, the last week reference period is from February 5, 2024 to February 11, 2024. For this same household, if the Sample Child interview did not begin until February 22, 2024 the last week reference period is from February 15, 2024 to February 21, 2024. The interview period does not include any days during the actual interview; therefore, if the Sample Child interview is conducted over a three-day period from February 22, through February 24, 2024, the last week reference period remains the same, from February 15-21, 2024.

30-Day Reference Period - This is the period 30 days just prior to the start date of the first question asked in each core section of the interview. The 30-day reference period does not include any days during the interview if a section is completed over more than one day. For example, if the Sample Adult core interview begins on February 12, 2024, the 30-day reference period is from January 13, 2024 to February 11, 2024. For the same household, if the Sample Child interview began on February 21, 2024, the 30-day reference period for the Sample Child interview is from January 22, 2024 to February 20, 2024.

Three-Month Reference Period – This is the period three months just prior to the start date of the first question asked in each core section of the interview. The three-month reference period does not include any days during the interview if a section is completed over more than one day. For example, if the Sample Adult core interview begins on February 12, 2024, the three-month reference period is from November 11, 2023 to February 11, 2024. For the same household, if the Sample Child interview began on February 21, 2024, the three-month reference period for the Sample Child interview is from November 20, 2023 to February 20, 2024.

Twelve-Month Reference Period - This is defined as the 12 months prior to the start date of the first question asked in each core section of the interview. The twelve-month reference period does not include any days during the interview if a section is completed over more than one day. For example, if the Sample Adult core interview begins on February 12, 2024, the twelve-month reference period is from February 11, 2023 to February 11, 2024. For the same family, if the Sample Child core interview begins on February 25, 2024, the twelve-month reference period is from February 24, 2023 to February 24, 2024.

Related includes being related by blood, marriage, or adoption. Consider foster children and wards as related.

A **Replacement** is a structure or mobile home that now exists where a previously listed structure or mobile home once stood, but has been demolished or moved since it was originally listed.

A **Respondent** is any person who provides answers to the survey questions.

A **Self-respondent** is a person who responds to questions about himself or herself.

A **Proxy-respondent** is a person who directly responds to questions about other family or household members.

Responsible means mentally and physically able to provide adequate responses to the questions.

A **Sample Address** is a general lot or parcel of land that contains the sample unit that you are assigned to interview. The house number and street name of your assigned case, the Global Positioning System (GPS) coordinates of your assigned case, or the map spot of your assigned case can determine the sample address.

The **Sample Adult** is the one randomly selected adult, age 18 or older, chosen from each household.

The **Sample Child** is the one randomly selected child, 17 years of age or younger, chosen from each household with one or more children.

A **Sample Unit** is the individual case for which you must conduct an interview. One or more sample units may be associated with a **sample address**. For example, an apartment building located at 154 Riverside Court, Any Town ME, could have multiple sample units (Apartment A, Apartment B, Apartment C, etc.) with the same sample address of 154 Riverside Court.

A **Structure** is a separate building with open space on all sides (no other building is attached to it) or a portion of a building with dividing walls that extend from the ground to the roof. Some buildings are a single structure while others may contain several structures. Structures are classified into several types including single unit, mobile home, multi-unit, commercial/non-residential, and Group Quarters (GQ).

The terms **Surgery** and **Operation** are respondent defined.

Work includes the following:

- Working for pay (wages, salary, commission, piecework rates, tips, or "pay-in-kind" such as meals, living quarters, or supplies provided in place of cash wages).
- Working for profit or fees in one's own business, professional practice, partnership, or farm even though the efforts may produce a financial loss.
- Working as a military or civilian employee of the National Guard or Department of Defense.
- Participating in a government sponsored work program such as Public Employment Program (PEP), Volunteers in Service to America (VISTA), Foster Grandparent Program, Work Incentive Program (WIN), and so on.

Do **not** include the following as work:

- Unpaid work that does not contribute to the operation of a family business or farm (for example, home housework).
- Unpaid work for a related household member who is a salaried employee and does not operate a farm or business (for example, typing for a wife who is a lawyer for a corporation).
- Unpaid work for an unrelated household member or for a relative who is not a household member.
- Volunteer or other unpaid work for a church, charity, political candidate, club, or other organization, such as the Red Cross or Community Fund.
- Temporary duty with the National Guard or Reserves.
- Owning a business solely as an investment to which no contribution is made to the management or actual operation (for example, owning a grocery store that someone else manages and operates).
- Jury duty.

- Participating in a government sponsored program such as Job Training Partnership Act (JTPA) if it involves only training in a school or other institutional setting and does not include on-the-job training (if it includes a combination of on-the-job training and classroom training, consider the person as working; count only the time spent on the job as working).
- Work without pay in a business or farm operated by a related household member.

Work-Loss Days include any day a person missed more than one-half of the usual workday from a job or business because of illness or injury.

2.2 Procedures

Locating an Address

Most addresses in your assignment can easily be located based on your general knowledge of your interviewing area. If you have difficulty locating an address:

- Use resources for locating a sample unit using the Listing and Mapping Application – Time of Interview (LiMA-TOI), such as the Computer Based Training (CBT) on your laptop titled “Locating the Sample Unit Training.” For more information on using LiMA to locate addresses, see the LiMA-TOI and the Form HIS-100C.1, Locating Sample Units and Time of Interview Field Procedures for NHIS Sample Units, for assistance.
- Ask for help from a knowledgeable person. For example, post office employees are familiar with the locations of addresses and are the best sources of information on the locations of "rural route" mail delivery addresses. However, obtain postal help from the Post Office itself. Do not ask postal carriers for information.
- Ask for help from police, fire, and other local government officials, such as assessors, building inspectors, and zoning officials.
- Ask for help from local business persons who deal with people in the area as they may be able to give you the location of an address.
- Ask for help from utilities, such as electric companies and telephone companies, because they service most households in an area and may be helpful in locating many addresses.
- Check for any spelling differences between the street name listed and the street name posted on the street sign or map.
- Check for street name changes that may have occurred since the previous listing.

Remember when inquiring about addresses or residents, you may say you are a representative of the U.S. Census Bureau, and you are conducting a survey for the National Center for Health Statistics, which is part of the Centers for Disease Control and Prevention, but you must not mention the particular name of the survey.

When locating addresses, canvass the area thoroughly. Look for units that are:

- Not visible from the street.
- Accessible through an alley or side road.
- Down a flight of stairs.
- Above a store or garage.
- Uninhabitable.
- Demolished.
- Out of house number order.
- In a structure with two or more addresses. (For instance, each unit in a multi-unit structure may have a separate house number.)

Resolving Address Problems

If you have difficulty locating a specific address, you can use LiMA-TOI and the Form HIS-100C.1 for assistance. If you are unable to find the address on your own, you should contact your supervisor for guidance.

The problem resolution system for resolving address problems is as follows:

- You retrieve your NHIS assignments.
- When you encounter an address problem, you report the problem to your supervisor who will, if necessary, report the problem to your RO supervisor.
- If your RO supervisor cannot solve the problem, they escalate the problem to the National Processing Center or the Field Liaison in the Field Health Surveys Branch at Headquarters.
- The Field Headquarters liaisons make sure the problem contains the required information and forwards the question to the Demographic Statistical Methods Division (DSMD).
- DSMD uses available resources to investigate the problem and responds to the Field Liaison, who in turn responds to the regions, and subsequently to you. DSMD works under a 24-hour (1 business day) problem resolution turnaround goal.
- You use the provided additional information to locate the sample unit and conduct the interview.

DSMD has the expertise to help resolve multiple problems. You can help them assist you in finding the correct address by following these steps.

- Provide a completed control number. It is essential that complete tracking information is provided. This includes survey code, Primary Sampling Unit (PUS), frame indicator, sample designation, sequence numbers, and any Extra/Additional Unit or Spawn indicators.
- Clearly state what you would like headquarters to do (for example, provide map, etc.)

- Describe any discrepancies between information found in Case Management vs. ground, LiMA vs. ground, and any other pertinent information. Your description of what you found on the ground is very important.

Headquarters will use all available resources to investigate the problem and respond to you as soon as possible. The more complete the information you send, the quicker they can resolve your problem.

Remember that for this survey you are to interview at the address as given in Case Management. If you cannot find the address exactly as given in Case Management, or if a respondent indicates that the address is not correct as given, please confirm using LiMA or speaking with your supervisor before making any address changes. Address changes that should be confirmed before changing include differences in street identifier (i.e., St., Ave., Ct., Cir., etc.), a change in street name, Zip code, city, or house number. Updates to the "+4" portion of the Zip code can be made to the address without further confirmation.

Contacting the Household

Since the NHIS is a personal visit survey and not a telephone survey, visit the household at the sample unit and introduce yourself using an introduction similar to the one shown in [Part A, Section 2](#) of this manual. If a discrepancy is found between the address given and the address found, inform your supervisor and update the address at the VERADD screen.

No One Home on First Visit

If no one is home on your first visit, find out from neighbors, janitors, and the like, what the best time would be to contact the occupants of the sample unit. Try to find out when the occupants will be home; however, do not identify the specific name of the survey. Note the time in the Case Level Notes in Case Management, and call back at that time.

Fill a Request for Appointment (Form 11-38 or 11-38a) indicating when you plan to call back. Enter your name and telephone number in the space provided. Also, enter the date and time you plan to call back in the Case Level Notes in Case Management. Do not leave this form where it is easily visible, as this may anger the respondent.

Note: Form 11-38a, the door hanger, has a Spanish version as well as an English version.

If you are able to determine that the occupants are temporarily absent (according to the conditions listed in [Part F, Noninterviews](#)), follow the instructions under Type A Noninterviews.

No One Home on the Second and Subsequent Visits

If no one is home on the second and subsequent visits, use the suggestions below, as well as suggestions from your supervisor, as an aid in establishing contact with the household.

Visit the address at different times of the day and night. Ask neighbors, janitors, and knowledgeable persons when the occupants will be at home. If the occupant's name is visible on the outside of a mailbox or from a knowledgeable person, look up the name in a telephone directory. If you find the name at that address in the directory, you may use the telephone in an effort to arrange a visit. (Do not look inside the mailbox to get the household name.) If the name is not available, you may look the name and telephone number up in a reverse directory.

Remember when inquiring of neighbors or other persons about the occupants, say that you are a representative of the U.S. Census Bureau and you are interested in contacting the occupants for a survey for the National Center for Health Statistics, which is part of the Centers for Disease Control and Prevention, but you must not mention the particular name of the survey.

As an additional tool, you can request that the Regional Office mail the household a No One Home letter or postcard.

Number of Callbacks to Obtain an Interview

It is important to obtain as many interviews as possible; therefore, we are not prescribing a specific number of callbacks. In some cases, you may have to make many callbacks before you are able to interview the respondent. For most cases, however, one or two visits will be sufficient to obtain the interview.

Section 3. Quality Assurance for the NHIS

3.1 Purpose

Quality Assurance is an issue that is at the heart of the basic mission of both the National Center for Health Statistics and the U.S. Census Bureau. The NCHS developed a set of indicators to measure the quality of the National Health Interview Survey data and the performance of the field interviewing staff who collect the data. The development of these indicators reflects the commitment of both the NCHS and the Census Bureau to produce accurate, quality data for use by the public.

Starting for 2016, NHIS moved to a Centralized Reinterview operation, with the continued goals of detecting and deterring interviewer data falsification. Interviewers are identified who falsified interview data, misclassified eligible household units as noninterviews to avoid interviewing them, and/or intentionally did not follow established survey interviewing procedures with regards to not using a laptop for a personal visit interview and collecting household roster information.

3.2 Definitions

PANDA stands for **Performance AND Data Analysis** tool. It is a web-based tool used to track the progress and performance of each FR during a survey and to provide an early indication of the quality of specific data items. This tool provides critical and time sensitive data to Headquarters and Regional Office (RO) staff to see if the FRs are having difficulty with concepts or are falsifying data so action can be taken to correct the problem quickly. RO staff can use PANDA to make comparisons between FRs within their own RO, as well as across all ROs at the national level. ROs can also monitor FR performance on an individual case level.

Paradata are data (information) about the survey process and data collection process, such as response rates, keystrokes, interview times and number of contact attempts. Analysis of paradata is very useful for quality assurance and improving FS/FR performance, as well as understanding how the data collection process may affect the survey results.

An **outlier** is any data point that falls outside of a normal range of RO or national level results.

An **indicator flag** is set for a given measure (or indicator) of paradata (for example, Interview Time) to distinguish that data as falling outside of a normal range of RO or national level results (for example, Short Interview Time Flag). An indicator flag can be set either for a specific case (Case Level Flags) or for an FR's entire workload (FR Level Flags). Each month for follow-up, Field Division at Headquarters identifies FS/FRs in each RO who have the most significant outlier data, as determined by the setting of specific indicator flags.

- Individual cases receive a **case level indicator flag** if the case data meet the criteria for a given indicator. For example, a case will receive a case level Partial Rate indicator flag if that case was a partial case (OUTCOME = 203). Cases that receive a given number of distinct case level indicator flags are identified for follow-up by Field Division at Headquarters. Case level indicator flags provide a picture of what happened in a specific case. The only case level indicator flags that are assigned by comparing a specific case outcome to national level results are the case level Interview Time flags. For example, a case will receive a case level Sample Adult Interview Time flag if the completion time for the Sample Adult Questionnaire for that specific case is extremely low when compared to all other cases completed nationally. Cases that have Excessive Don't Know/Refused entries are also flagged for follow-up on the case level.

- FRs receive **FR level indicator flags** if there are characteristics in their work as a whole, over a given time period, that are unusual in comparison with the RO or national level results for a given indicator or measure of paradata. For example, FRs will receive an FR level Partial Rate indicator flag if their partial interview rate is extremely high when compared to other FRs on a national level.

Data falsification occurs when an interviewer knowingly deviates from interviewing procedures. This includes:

- making up some or all information
- deliberately miscoding the answer to a question to avoid follow-up questions
- misclassifying occupied units as Type B or Type C noninterviews

Failure to follow survey procedures is not the same as data falsification, although excessive failure to follow survey procedures can lead to data falsification. Examples of failure to follow survey procedures are:

- Not asking all questions as worded
- Not using a laptop for personal visits

PART C. INSTRUMENT

Section 1. Front Section (FRT)

1.1 Purpose and Description

The Front section of the NHIS instrument contains the opening questions of the interview. In this section, you will determine whether you can proceed with the interview, or if this household will be a noninterview. You will also indicate whether the interview is being conducted in person or over the telephone. Telephone interviews will be read a series of questions to determine whether the respondent is driving, and to provide information about the survey. If you are contacting a respondent on the telephone and the person is also driving, you will be prompted to end the interview for safety purposes.

If you are unable to conduct an interview, you will answer a series of questions about your noninterview in the Front section (see [Part F](#) for more information on noninterviews). You will need to classify your noninterview as Type A, Type B, or Type C. You will be asked follow-up questions about the type you select, including the reason for the noninterview.

1.2 Instructions

The START screen introduces you to the sample case by displaying the status of the case.

The "date" that appears in the title bar above the menu bar throughout the case is the date that this version of the NHIS CAPI instrument was programmed.

The "CASE STATUS" field will contain one of the following entries:

- New case
- Incorrect address
- Household reached
- Coverage section complete
- Sample persons selected
- Roster section complete
- Partial
- Fully Complete

Enter "1" at the START screen to continue with the interview and the instrument will take you to the INTMODE screen where you will indicate whether the interview is being conducted in person or over the telephone.

Enter "2" at the START screen for any Type A, Type B, or Type C Noninterview. After entering "2", you will still need to indicate whether the interview is being conducted in person or over the telephone at INTMODE before accessing the noninterview path.

If you are unable to continue the interview at this time (for example, no eligible respondent is available or the respondent has no time and asks you to come back later), press "F10." The instrument will take you to the closing screen where you can exit and enter notes about the case.

Section 2. Coverage Section (COV)

2.1 Purpose and Description

The Coverage section is where you will verify the physical address, making minor changes if necessary, and establish if you are interviewing at the correct housing unit. This is where you will collect a phone number for the housing unit and/or collect contact information for noninterview respondents.

2.2 Instructions

There are three answer choices available when verifying the respondent's physical address:

1. Yes, address is EXACTLY CORRECT as listed
2. Address is MOSTLY CORRECT, but needs some minor changes
3. INCORRECT ADDRESS – terminate interview and find correct address

If the respondent tells you his or her address is the same as the one on your screen, enter '1'. Enter '2' if you know you are at the correct sample unit, but there are minor differences between the address the respondent tells you and the one displayed on the screen. For example, in some instances, there will not be a specific street address. There may only be a physical description, such as "brick house with green shutters." Another example of a minor difference would be if the respondent tells you "Valley Court," but you have "Valley Drive" showing on the screen. In these types of situations, you will enter '2' and ask the respondent for his or her exact address. Enter '3' ONLY if you determine you are not at the correct sample unit. Entering '3' will terminate your interview and the only way to get back into the case is to return to the Case List in Mobile Case Management.

A household telephone number is collected because it may be more efficient to make a telephone callback than another personal visit, to collect missing information, or to complete a portion of the interview with a designated respondent. In addition, the NCHS is considering several different random digit dialing (RDD) telephone surveys to augment the NHIS. A household telephone number may also be used for reinterview in order to verify your work. If the respondent wants to know why you want his or her telephone number, explain that it will

save the expense and time of a personal visit if you find that some needed information is missing.

If you are given a number for a telephone not in the household (such as a neighbor's number or a common phone in the hall or lobby), press F7 and note the location of the telephone. Also press F7 to note anything else about the telephone number, such as an unlisted number or a number that is only operational during certain hours. If a respondent offers both a cell phone number and a landline number, he or she should give whichever he or she feels most comfortable giving first, and the additional number can be listed by selecting the Contacts parallel tab.

Section 3. Household Roster

3.1 Collecting the Household Roster

There are three parts to collecting the household roster:

1. Household Composition
2. Identifying parents
3. Family Identification

Household Composition

Purpose and Description

In the Household Composition section, you will collect the names and basic demographic information of everyone in the household, including their names, ages, sex, race, national origin, armed forces status, and education level. You will also make sure that everyone who lives in the household is listed on the roster.

The purpose of these questions is to obtain a complete list of all persons living or staying in the sample unit and to identify non-household members. List all of the persons living or staying in the sample unit, whether or not you think they are household members.

Instructions

First, record the first name of the first adult age 18 or over you talk to as the first person on the roster. If the respondent provides a last name, enter it in the last name field. Do not assume members of the household have the same last name. A last name is optional, so probing for a last name is not necessary. The instrument does not require that a last name be entered. If there are two or more persons in the household with the same name, they must be further identified by entering Sr., Jr., and so on after the name. A full name will later be collected for the Sample Adult and Sample Child as full names are used for linking a person to other sources of data.

If a person refuses to give his or her first name enter "Ctrl-R" in the first name field. This will then take you to the screen ALIAS, where you can enter an alias for this person. This screen was designed specifically for this purpose, and it is important for those who analyze the data to know if the name given is an alias or not.

After collecting the first names of all household members, you will ask the respondent one or more questions about each person's usual residence. Depending on the answers, each person will either stay on the roster or be deleted from the roster. For example, persons who usually live away at college in off-campus housing will be deleted from the roster.

When the household respondent tells you there are no more people in the household, you will ask a series of three questions to make sure that no members of the household were forgotten, such as babies or small children, people living away at school or college, or unrelated persons such as renters, or persons currently away traveling. Ask each of these questions, as some people need multiple reminders to recall everyone in the household. The Household Roster can hold up to 25 people. It is highly unlikely that you will ever exceed this limit.

When collecting the sex of the first household member, the question will start with the introduction, "Some of the questions in this survey are about topics like breast or prostate cancer, so it is important to know which questions apply." You will then ask for the sex of each household member.

When collecting the age of each household member, date of birth is not needed in the Household Composition section. Date of Birth will later be collected only for the Sample Adult and/or Sample Child. If an age is not provided by the respondent, you will follow instrument prompts to determine if the person is under the age of 18, between 18 and 65, or over age 65.

Next, general information about race and ethnicity will be collected. More specific race and ethnicity information will be collected later for the Sample Adult and/or Sample Child.

For adults only, you will collect armed forces status and education level of each adult in the household.

If the household contains children under the age of 18, then you will identify the parents of each child that is living in the household. You will include as parents biological, step, and adoptive parents, but not foster parents or other relatives who may act as parents. Legal guardians who are not biological, step or adoptive parents should not be selected when identifying parents who live in the household.

If no parents are identified for a child, you will ask if the child is currently in foster care, that is if any adult living in the household is acting as a foster parent to the child under the supervision of a state or county child welfare agency. Foster children are a special group of children and we want to gain more information about them, thus we want to be careful in identifying them. Note that not all children with guardians are in foster care.

After identifying parents of children in the household, the Household Composition section of the instrument will be locked.

In the final section of collecting the roster, a Sample Adult and Sample Child will be selected for the household. You will then ask questions to determine who is in the Sample Adult and/or the Sample Child's family. It is possible that the Sample Adult and the Sample Child are unrelated and in two separate families. Instead of determining how everyone in the household is related to one Household Reference person, you will first ask if everyone in the household is a member of the same family.

For this survey, a family is two or more people living together who are related by birth, marriage, or adoption, as well as any unrelated children who are cared for by the family, such as foster children, and any people living together as a couple and their children. We want to know if any household members are related to the Sample Adult and/or Sample Child, with less focus on how they are related. Roommates, housemates, room renters or employees who live in the same home should not be included as family. We will not question the respondent's definition of a family if she says everyone is in the same family. If the respondent states that not everyone is in the same family, the instrument will first ask how household members are related to the Sample Adult to determine who is in the Sample Adult's family. Then, the instrument will ask how household members are related to the Sample Child to determine who is in the Sample Child's family. If a child's guardian is a family member select the type of relationship to the child, for example, grandparent.

No matter how many families are in the household, only one Sample Adult and one Sample Child will be selected for the household, with no requirement that the Sample Adult and Sample Child be in the same family. Also, families will no longer be spawned into separate interviews.

[Household Roster Tab](#)

By pressing Shift-F1, you can access the Household Roster tab in the instrument to review the household roster. Below is an example of a Household Roster with one family of two adults and two children.

Family				HHSTAT				Age	Gender	
LN	SA	SC	Name	A	C	D	H	M		
1	X	X	John Citizen					X	40	Male
2	X	X	Mary Citizen		X				39	Female
3	X	X	Tom Citizen						10	Male
4	X	X	Cindy Citizen			X			8	Female

♦ Press Enter to return to the interview.

♦ Read if necessary (Sample Adult Family): We have that John, Mary, Tom, and Cindy are in Mary's family.

♦ Read if necessary (Sample Child Family): We have that John, Mary, Tom, and Cindy are in Cindy's family.

LN refers to each individual's line or person number.

An X in the **SA** column indicates that a person is a member of the Sample Adult's family.

An X in the **SC** column indicates that a person is a member of the Sample Child's family.

If a person has X's in both SA and SC, this indicates that the Sample Adult and Sample Child are in the same family.

An X in the following HHSTAT column indicates

- A – Sample Adult
- C – Sample Child
- D – Deleted Person
- H – Household Respondent
- M - Member of the Armed Forces

The table will also indicate the name, age and sex of each person on the roster. At the bottom of the screen is read if necessary text listing all the members of both the Sample Adult's family and Sample Child's family.

3.2 Special Situations Regarding Household Membership

You may encounter certain situations where household membership is unclear. Below are guidelines for handling these situations. You may have to ask several probe-type questions to determine the actual situation and therefore, make the proper decision as to household membership.

Families with two or more homes

Some families have two or more homes and may spend part of the time in each. For such cases, the usual residence is the place in which the family members spend the

largest part of the calendar year. Only one unit can be the usual residence. For example, the Citizens own a home in the city and live there most of the year. They spend their summer vacation at their beach cottage. Neither house is rented in their absence. The home in the city is their usual place of residence.

Students

Students living away at college, trade, or commercial schools in **on-campus** housing are eligible to be interviewed in the locality **they consider to be their usual residence, such as their parent's or other family member's home**. Consider a student to be a household member of his or her parents' home only if he or she is living away at school or college in on-campus housing. **On-campus housing** includes residence halls and dorms where students live together. It also includes buildings that are owned, leased, or managed by the school. Fraternities and sororities are on-campus housing. Students living away at school or college in off-campus housing will **not** be included as members of the household.

Children under 18 attending boarding school away from home should be considered as household members in their parents' homes.

Persons who work at sea

Consider crew members of a vessel (such as, crews and officers on freighters, ferries, and cruise ships, fishermen, fishing personnel) to be household members at their homes rather than on the vessel, regardless of the length of their trips and regardless of whether they are at home or on the vessel at the time of your visit (assuming they have no usual place of residence elsewhere).

Members of Armed Forces

Consider active duty members of the Armed Forces as household members if they are stationed in the locality and usually sleep in the sample unit.

Citizens of foreign countries temporarily in the United States

Determine whether to interview citizens of foreign countries staying at the sample unit according to the following rules:

- Do **not** interview citizens of foreign countries and other persons who are living on the premises of an embassy, ministry, legation, chancellery, or consulate. Code these cases as Other Type B – Outcome 233.
- Interview citizens of foreign countries and other persons who are living in the United States, but not on the premises of an embassy, and the like. This applies only if they have no usual place of residence elsewhere **in the United States**. However, **do not** consider foreign citizens merely visiting or traveling in the United States as household members.

Persons with two concurrent residences

Ask how long the person has maintained two concurrent residences and consider the residence in which the greater number of nights was spent during that period as the person's usual place of residence.

Persons in vacation homes, tourist cabins, and trailers

Interview persons living in vacation homes, tourist cabins and trailers if they usually live there or if they have no usual residence anywhere else. Do not interview them if they usually live elsewhere. Indicate at roster screens that the usual residence is elsewhere and the instrument will close the case.

Inmates of specified institutions

Persons who are inmates of certain types of institutions at the **time of interview** are not household members of the sample unit. They are usual residents at the institution. (See Group Quarter Tables in [Appendix 3](#) and [Appendix 4](#) for more information.)

Section 4. Back Section (BCK)

4.1 Purpose and Description

After completing all appropriate sections for the sample household, you are ready to end the interview. The Back Section of the instrument wraps up the interview. For each complete and sufficient partial interview, you will enter the answers to a few FR debriefing questions such as language (English, Spanish, or other), interview mode (telephone or personal visit), and so on.

Based on the progress you made in the interview, the Back Section evaluates the overall status of the case and sets "OUTCOME" and "ACTION" codes, which determine what happens to the case.

4.2 Instructions

Exiting the Case with the F10 Key

If you exit the case using the F10 key, you will go to the FIN screen shown below:

Item: FIN

* This case is not complete. Enter the appropriate answer code.

* Press F9 to arrange a callback.

(1) Exit case

(2) Noninterview or No callback before closeout/Breakoff/Ready to transmit

Entering "1" in FIN is the "quick exit" option. This will get you out of the instrument encountering the fewest number of screens. You will be taken directly to the "Case Level Note Editor" screen in case management. If a callback has been setup you will go to the THANKS_CB screen where you will thank the respondent for their help and exit the case.

Depending on your progress within the instrument, the answer choices for an entry of "2" will appear either as "Noninterview" or "No callback before closeout/Breakoff/Ready to transmit." If you have not yet reached the VERADD screen to verify the sample address, the answer choice at FIN will appear as "2. Noninterview." If selected answer choice 2 will take you to a soft error message, ERR1_FIN. If your intention is to make the case a noninterview, then enter "S" to suppress the error and continue to the TYPEABC screen where you will be able to enter the type of noninterview. If you do not intend on making the case a noninterview, close the error message to go back to FIN and change your answer. If more progress is made in the interview, the answer choice "2. No callback before closeout/Breakoff/Ready to transmit" will be available for selection. Enter "2. No callback before closeout/Breakoff/Ready to transmit" in FIN if it is not possible to callback before closeout or if the case is a refusal or break-off and you are ready to transmit.

If you selected "2. No callback before closeout/Breakoff/Ready to transmit" and a callback has been setup for either the household, Sample Adult or Sample Child module you will go to the CALLCK screen. If you plan to make a callback to the household, you will get the THANKS_CB screen where you will thank the respondent for their help and exit the case. If you do not plan to make a callback to the household, you will get the TRANS screen where you will confirm if you are ready to transmit.

If you selected "2. No callback before closeout/Breakoff/Ready to transmit" and there is no callback setup you will go directly to the TRANS screen. If you are not ready to transmit you will return to the FIN screen to change your answer. If you are ready to transmit you will get the appropriate THANKS screen to thank the respondent for their time and/or cooperation.

You will get the PARWHY screen for all sufficient and insufficient partial cases (Outcomes 203 or 215). PARWHY collects information about the reasons for a partial interview. A separate but a similar question, BRKREASON, is asked if the interview was stopped in progress (break-off) or completion before closeout was not possible. On the BRKREASON screen, select the answer that best represents the reason the interview ended. If the reason is not one of the categories listed, you may select "13. Other".

You will enter the answer to each of the debriefing questions without asking the respondent. These questions are designed to capture information on such topics as household member read advance letter, language of interview, use of an interpreter, presence of people other than the respondent during the interview, mode of interview, switch in Sample Child respondent, your assessment of the quality of collected the data, location of interview, and the group quarters or housing type for the household.

Questions about the interview are specific to the Sample Adult and Sample Child modules. You must identify what language (English, Spanish, both English and Spanish, other) was used to conduct the Sample Adult and Sample Child modules. If the interview was conducted in a language other than English, you must enter if an interpreter was used to conduct the interview. An interpreter is considered to be anyone paid or unpaid, hired or unsolicited who translates questions/answers during the interview because the respondent would have been unable to participate otherwise. If the interview was conducted in a language that is not English nor Spanish, you must specify for each module the language used.

To evaluate the quality of the data, we need to know if other people were present during the Sample Adult and Sample Child modules. At OTHERSSA and OTHERSSC indicate whether there was anyone present during any part of the adult or child modules in the interview. Do not include small children or interpreters when answering.

All NHIS interviews should be conducted by personal visit. However, there may be times when the only way you can complete the interview is by telephone. On the INTMODESA screen, indicate whether the Sample Adult interview was conducted primarily by telephone. On the INTMODESC screen, indicate whether the Sample Child interview was conducted primarily by telephone. For example: If you completed the Household Composition and Sample Adult module by personal visit, but you had to call back by phone to complete the Sample Child module, enter "3" (None) at INTMODESA and enter "1" (All) at INTMODESC since only the Sample Child module was conducted by telephone. The INTMODEWHYSA and INTMODEWHYSC questions in the BACK section asks for a reason the Sample Adult or Sample Child modules were conducted primarily by telephone. Indicate as many reasons that apply from the answer categories on the screen. If the reason is not one of the categories listed, you may select "10. Other".

If there is more than one knowledgeable Sample Child respondent identified during the interview you will be asked if the Sample Child respondent switched to another knowledgeable adult who answered questions about the Sample Child's health.

Completed and sufficient partial cases will receive questions about the quality of the information obtained within the interview. You will rate the quality of the interview for each module (Sample Adult, Sample Child). If the quality of the interview was less than excellent you should enter all of the reasons why at QREASONSA and QREASONSC.

You will record the location the interview took place at the LOCATION screen. In instances when the interview took place in multiple locations you can select multiple answers that apply to all of the locations. If you are calling the respondent on the phone for part of the interview, this should be recorded as “over the telephone” regardless of your location. If the reason is not one of the categories listed, you may select “9. Other”.

Some sample units are located in places with special living arrangements, such as boarding houses, group homes or convents. These types of living quarters are classified as "Group Quarters" (GQs). At the LIVQRT screen indicate the housing unit or group quarter type. A list of definitions for housing unit and group quarter types can be found in [Appendix 4](#). If the type does not fit any of the categories listed select, “7. Housing unit not specified above” or “11. Group quarter unit not specified above” and provide the type at the LIVQRT_SP screen.

Before exiting a case, a windows box pops up called “Case Level Note Editor” after the instrument is exited. Enter any notes about the case that you think may be helpful to you if you still need to make callbacks to complete the interview or to others who may get this household in sample for another health-related survey.

The outcome code, action code, and number of times in the case, can be found in the case management screens. A list of the possible outcome codes and a description of each can be found in [Appendix 1](#).

PART D. SURVEY CONTENT

All questions in the NHIS instrument fall under one of the following four categories: core, rotating core, sponsored content and emerging content.

- **Core instrument questions** are on the survey every year and cover key health measures and sociodemographics. These questions will not change much over time.
- **Rotating core questions** come on and off the survey over the years on a pre-determined schedule and cover newer topic areas and/or expand upon topics in the core sections. These questions will not change much over time.
- **Sponsored Content questions** are sponsored by other federal agencies and are on the survey for one or more years at a time on varying topics based on available federal sponsorships and funding. Many sponsored questions will change from year to year. Some sponsors sponsor questions on the same topics every year.
- **Emerging Content questions** focus on recent CDC priorities and may be on the NHIS for one or more years at a time. Sometimes a topic area that starts as emerging content can become sponsored content if another federal agency wants to incorporate the questions into their own sponsored content.

Section 1. Questions Asked of Sample Adult and Sample Child

1.1 Verification and Health Status

Adult and Child Verification (VFY)

Section Type: Core

Purpose and Description

The purpose of the verification sections is to identify the Sample Adult and the Sample Child and to verify and/or collect some additional detailed demographic information about them. This also applies if the Sample Adult or Sample Child is living away at school or college on campus.

The information verified in these sections includes age, sex, national origin, and race. Detailed questions on Hispanic ancestry, type of Pacific Islander, type of Asian ethnicity, and other or multiple races are asked here. Also, you will ask about the Sample Adult and Sample Child's date of birth in this section.

In the Sample Adult section, you can record using a proxy respondent if the Sample Adult has a physical or mental problem that prohibits him or her from responding. For example, using a proxy for a Sample Adult who has been incapacitated by a stroke is a legitimate use of a proxy respondent. However, if the Sample Adult is currently away on business, using his or her spouse as a proxy respondent is not a proper use of a proxy.

You will collect a proxy respondent's relationship to the Sample Adult and his or her availability to conduct the interview.

In the Sample Child section, you will need to identify the person you are speaking to and verify that he or she is knowledgeable about the Sample Child's health. If the person you are speaking to is not knowledgeable about the Sample Child's health, this section is designed to help identify a respondent who is knowledgeable, based upon the responses given at KNOWSC, "Who lives here and is knowledgeable about and responsible for [Sample Child's] health care?" in the Household Roster section. If not already known, you will also ask the respondent how he or she is related to the Sample Child and to confirm that he or she is responsible for the Sample Child's health care. In both sections, if the respondent you are speaking to is different from the respondent who answered questions in the Household Composition Section, the instrument will ask you to determine whether the new respondent is speaking on the phone. If yes, you will ask whether he or she is driving. If the respondent is driving, the interview will end immediately. If the respondent is not driving, the interview will continue.

Instructions

Number of questions in the **Sample Adult** section: 34

Number of questions in the **Sample Child** section: 33

If, while verifying the age of the Sample Adult or Sample Child, it is determined that this person really should not have been selected as a Sample Adult or Sample Child, the instrument will skip the entire Sample Adult or Sample Child interview. The instrument will **not** select another person as the Sample Adult or Sample Child.

We also verify the housing (on- or off-campus) for Sample Adults or Sample Children living away at school or college, if the Household Respondent is not the Sample Adult or Sample Child respondent. If it is found that the Sample Adult or Sample Child is living in off-campus housing, the instrument will skip the entire Sample Adult or Sample Child interview, and not select another person as Sample Adult or Sample Child.

Further, if the Sample Child respondent is determined to be a spouse or partner of the Sample Child, the instrument will skip the Sample Child section, and not select another person as Sample Child.

If a cultural situation arises, for instance, a female Sample Adult is selected but the Sample Adult's culture does not allow women to speak to you, the following guidelines should be followed: If your gender or cultural background is the issue, another FR of a different gender or cultural background could be sent to conduct the interview. Also, you could ask whether the interview would be allowed if the spouse were present during the interview. Similarly, an offer could be made to conduct the interview over the telephone. For major cultural or religious issues where no options are acceptable,

the Sample Adult interview needs to be a refusal. You can document the situation in the case level notes so your RO is aware of the reason for the refusal. Children should not relay answers between the Sample Adult and FR or be used as interpreters. Proxy interviews are also never allowed in this situation as it is not a physical or mental condition prohibiting the Sample Adult from responding. This same guidance applies to situations where cultural or religious issues prohibit the Sample Child respondent from completing the Sample Child interview.

Some of the follow-up race questions in this section use a look-up table where you are to select a specific ethnic group the Sample Adult or Sample Child respondent specifies. If you cannot find the ethnic group or race on the list, you can type "ZZ" which will bring up a screen where you can type a verbatim response. Any questions with a lookup table can only accommodate one answer selection from the table. If a respondent provides more than one ethnic group or race, select "ZZ" from the lookup table and enter ALL the ethnic groups in the follow-up verbatim field.

The instrument calculates an age based on the date of birth given in the verification section and compares it to the Sample Adult's age or Sample Child's age previously recorded in the Household Roster section. If the calculated age does not match the previously provided age, you will read the respondent the difference and ask him or her to verify the date of birth. If the respondent says the date of birth is correct, the instrument will continue. If the respondent says the date of birth is incorrect, the instrument will loop back to the date of birth questions in order for you to collect new date of birth information. The instrument will only verify and loop back one time. If after the second date of birth collection the age and date of birth still do not match, the instrument, in most situations, defaults to using the calculated age in any age-dependent questions for the remainder of the interview.

[Important Terms](#)

On-campus includes residence halls and dorms where students live together. It also includes buildings that are owned, leased, or managed by the school. Fraternities and sororities are on-campus housing.

Proxy-respondent is a person who directly responds to questions about other family and household members. A proxy can only be used for the Sample Adult section if the Sample Adult is mentally or physically unable to answer.

Translators and interpreters are not considered proxies because they just relay questions and answers between the Sample Adult and interviewer. The Sample Adult is still answering for themselves in these cases.

Adult and Child Health Status (HIS)

Section Type: Core

[Purpose and Description](#)

The purpose of the questions about health status is to collect the general level of health of the Sample Adult and the Sample Child, ranging from excellent to poor. Self-reported health status is of great interest to researchers because it is a strong predictor of future medical care utilization, many illnesses, and death.

[Number of Questions](#)

Number of questions in both the **Sample Adult** and **Sample Child** sections: 1

1.2 Chronic Conditions

Adult and Child Asthma (AST)

Section Type: Core

[Purpose and Description](#)

The purpose of the questions about asthma is to determine if the Sample Adult and Sample Child currently have asthma or have ever had asthma. NCHS is interested only in diagnosed asthma, that is, instances where the Sample Adult or Sample Child were ever told by a doctor or health professional that they had asthma. This applies to other diagnosed health conditions asked about in the survey, such as diabetes and most other health conditions. For the Sample Child, this is the first of a series of sections asking about medical conditions (Sample Adult questions about conditions begin with the Hypertension section (HYP)).

All Sample Adults and Sample Children will be asked the asthma questions. If it is determined that a Sample Adult or Sample Child has ever had asthma, you will ask the follow-up questions about whether he or she still has asthma, has had an episode in the past 12 months, and whether he or she has been to the emergency room or urgent care because of asthma.

[Number of Questions](#)

Number of questions in both the **Sample Adult** and **Sample Child** sections: 4

[Important Terms](#)

Asthma is a chronic respiratory disorder characterized by labored breathing and wheezing resulting from obstructed and constricted air passages.

During an **asthma attack**, also called an asthma exacerbation, the airways become swollen and inflamed. The muscles around the airways contract and the airways also produce extra mucus, causing breathing (bronchial) tubes to narrow. During an attack, a person may cough, wheeze, and have trouble breathing.

Adult and Child Diabetes (DIB)

Section Type: Core with Sponsored and Emerging Content (Adult only)

Purpose and Description

The purpose of the questions about diabetes is to determine if the Sample Adult or Sample Child has ever had any type of diabetes.

All Sample Adults and Sample Children will be asked if they have ever had prediabetes and diabetes. While Sample Children will only be asked these two questions, Sample Adults will receive further questions. Female Sample Adults will be asked if they have had gestational diabetes.

If the Sample Adult has had diabetes, he or she will be asked the age at which he or she was first diagnosed. If the Sample Adult was diagnosed at the age of 1 or younger, enter 1 at this question. The Sample Adult will also be asked if he or she takes diabetic pills, if he or she takes insulin, and if yes, a series of follow up questions about insulin usage. The Sample Adult will be asked if he or she is taking any injectable medications other than insulin, as well as the type of diabetes he or she has.

The sponsored content questions are sponsored by the National Center for Chronic Disease Prevention and Health Promotion (NCCDPHP). They include items that ask Sample Adults who have diabetes and are currently taking insulin how long it was between being first diagnosed with diabetes and starting to take insulin, then since starting to take insulin if they ever stopped taking it for more than six months, and if so, if this was only during the first year after being diagnosed with diabetes.

One emerging content question asks Sample Adults who were told they had prediabetes and/or diabetes whether they are now taking any injectable medications, other than insulin, to lower their blood sugar or lose weight. These medications include GLP-1 injectables, such as Ozempic (oh-ZEM-pik), Wegovy (Wee-GOH-vee), Saxenda , Victoza , Trulicity , Mounjaro (mount-JER-roh), and Byetta .

Instructions

Number of questions in the **Sample Adult** section: 11

Number of questions in the **Sample Child** section: 2

When asking Sample Adults when a doctor or other health professional FIRST told them they had diabetes, answers of “since birth” should be recorded as “1”.

When asking Sample Adults how long it has been between first being diagnosed with diabetes and starting to take insulin, you may need to probe to determine the best answer category to select for the answer given. The answer categories are:

1. Less than 1 month
2. 1 month to less than 6 months
3. 6 months to less than 1 year
4. 1 year or more

For example, if a respondent answers “about 6 months” you should probe “*Was that 1 month to less than 6 months or 6 months to less than 1 year?*”

Important Terms

Diabetes is a chronic disorder of carbohydrate metabolism involving insulin. Symptoms include elevated sugar in the urine and the blood, excessive urination, thirst, hunger, weakness, weight loss, and itching.

Prediabetes describes a state of impaired carbohydrate metabolism that places a person at risk for later developing diabetes. Blood glucose levels that are higher than normal but not high enough for a diagnosis of diabetes characterize this condition. The two forms of prediabetes are Impaired Fasting Glucose and Impaired Glucose Tolerance.

Borderline diabetes is a former term used for type 2 diabetes or impaired glucose tolerance.

Gestational diabetes is diabetes that you did not have prior to being pregnant and goes away after you are pregnant. Pregnant women are usually screened for gestational diabetes during the 24th to 28th week of pregnancy.

Hypoglycemia is a condition caused by a very low level of blood sugar (glucose).

Insulin is a hormone in the body that controls the amount of sugar in the blood.

Type 1 diabetes, previously called insulin-dependent or juvenile diabetes, is a chronic condition in which the pancreas produces little or no insulin. It is usually diagnosed in children, teens, and young adults, but it can develop at any age.

Type 2 diabetes, previously called adult-onset or noninsulin-dependent diabetes, is a chronic condition in which the body does not use insulin properly (insulin resistance) or does not make enough insulin, resulting in high blood sugar. It is the most common type of diabetes.

Adult and Child Allergies (ALG)

Section Type: Rotating Core

Purpose and Description

Allergies are a result of our immune system developing antigens against a substance. Depending on the severity of allergy symptoms that can range from mild irritation to life-threatening anaphylactic shock, allergies can affect daily life. Prevalent allergies are a public health concern and require informed implementation of practices to ensure safe environments.

The allergy items include:

- Symptoms of hay fever, seasonal or year-round allergies
- Doctor diagnosed hay fever, seasonal or year-round allergies
- Have an allergy to one or more foods
- Doctor diagnosed allergy to one or more foods
- Itchy rash due to eczema or atopic dermatitis
- Doctor diagnosed eczema or atopic dermatitis

Adults and children differ in the frequency and kind of allergies they experience. This is why we ask so many questions about allergies.

Number of Questions

Number of questions in both the **Sample Adult** and **Sample Child** sections: 6

Adult and Child Taste and Smell Health Conditions (TSH)

Section Type: Sponsored Content

Purpose and Description

These questions ask if the Sample Adult or Sample Child has had a head cold or flu for longer than a month during the past 12 months or if they have had persistent dry mouth during the past 12 months.

Number of Questions

Number of questions in both the **Sample Adult** and **Sample Child** sections: 2

Adult and Child Long-COVID (CVL)

Section Type: Sponsored Content

Purpose and Description

The Long COVID questions are sponsored by the National Center for Emerging and Zoonotic Infectious Diseases (NCEZID), part of the Centers for Disease Control and Prevention (CDC). The Long COVID questions will allow researchers to monitor the prevalence of Long COVID while also documenting disparities by other variables already included on the NHIS (e.g., underlying health conditions, race/ethnicity, age).

First, we ask if the Sample Adult and Sample Child have ever had COVID-19. Any Sample Adult or Sample Child who ever had COVID-19 will be asked three follow-up questions about their COVID symptoms, including whether they had any symptoms lasting three months or longer that they did not have prior to having COVID-19. Respondents reporting symptoms lasting three months or longer are asked if they have symptoms now. If they do have symptoms now, they are asked how much these long-term symptoms reduce their ability to carry out day-to-day activities compared with the time before they had COVID-19.

Instructions

For EVERCOVID_A/EVERCOVID_C, the Sample Adult and Sample Child respondent should include being told by a doctor or other health professional that the Sample Adult or Sample Child had or likely had COVID-19 as ever having COVID-19. Also include antibodies or blood tests, as well as other forms of testing for COVID-19, such as a nasal swabbing or throat swabbing. Also include if they had close contact with someone who had COVID-19 and the Sample Adult or Sample Child had symptoms.

The LONGCOVID1_A/LONGCOVID1_C screen asks respondents if the Sample Adult or Sample Child had any symptoms lasting three months or longer that they did not have prior to having coronavirus or COVID-19.

This screen provides a list of symptoms that you can read to the respondent if necessary, including:

- Tiredness/fatigue
- Difficulty thinking/concentrating
- Forgetfulness/memory problems/“brain fog”
- Difficulty breathing/shortness of breath
- Joint/muscle pain
- Fast-beating/pounding heart (also known as heart palpitations)
- Chest pain
- Dizziness on standing
- Smell or taste loss/alteration to smell or taste
- Menstrual changes (females aged 9-58)
- Inability to exercise

[Number of Questions](#)

Number of questions in both the **Sample Adult** and **Sample Child** sections: 4

[Important Terms](#)

Post-COVID conditions, or **Long-COVID**, are a wide range of new, returning, or ongoing health problems people can experience four or more weeks after first being infected with the virus that causes COVID-19.

1.3 Height and Weight

Adult Current pregnancy, height, weight and Child height, weight (BMI)

Section Type: Annual Core (Adult); Rotating Core (Child)

[Purpose and Description](#)

The purpose of the questions about current pregnancy, height, weight is to record the Sample Adult's and Sample Child's current height and weight, and if the Sample Adult is female record their pregnancy status. BMI for the Sample Child is only asked for children ages 10-17.

[Instructions](#)

Number of questions in the **Sample Adult** section: 7

Number of questions in the **Sample Child** section: 6

The first question for female Sample Adults ages 18-49, PREGNOW_A, asks if the Sample Adult is currently pregnant. The response to this question affects additional questions later asked in the Immunization (IMS) section. If the Sample Adult is currently pregnant (PREGNOW_A=1), then record their pre-pregnancy weight at WEIGHTLB_A.

Questions about height and weight give you the option of entering the information in metric measurements by entering "M" to record information in meters, centimeters, and kilograms. If the Sample Adult's height is less than 2 feet, you should enter "2" at HEIGHTFT_A. If the Sample Adult's height is greater than 7 feet, you should enter "7" at HEIGHTFT_A. If the Sample Adult's height is only in feet, enter "0" at HEIGHTIN_A. If the height is given in centimeters, enter "0" at HEIGHTM_A and enter the measure in centimeters at HEIGHTCM_A.

If the Sample Adult's weight is less than 50 pounds, enter 50 at WEIGHTLB_A. If the Sample Adult's weight is greater than 500 pounds, enter 500 at WEIGHTLB_A. If the Sample Adult's weight is less than 23 kilograms, enter 23 at WEIGHTKG_A. If the Sample Adult's weight is more than 226 kilograms, enter 226 at WEIGHTKG_A.

If the Sample Child's height is given in inches, press "0" at HEIGHTFR_C and enter the measure in inches at HEIGHTIN_C (36 inches maximum). If the Sample Child's height is only in feet, enter "0" at HEIGHTIN_C. If the Sample Child's height is given in

centimeters, press “0” at HEIGHTM_C and enter the measure in centimeters at HEIGHTCM_C (241 centimeters maximum).

If the Sample Child’s weight is greater than 500 pounds, enter 500 at WEIGHTLB_C. If the Sample Child’s weight is more than 226 kilograms, enter 226 at WEIGHTKG_C.

These measurements are used to calculate Body Mass Index (BMI), an indicator that is associated with health conditions.

1.4 Limitations, Difficulties, Disability

Adult and Child Vision (VIS)

Section Type: Core

Purpose and Description

The purpose of the questions about vision is to determine if the Sample Adult or Sample Child wears glasses or contact lenses and if they have difficulty seeing.

The vision questions will be asked of all Sample Adults and of Sample Children ages 2 to 17. If the Sample Adult or Sample Child says they do wear glasses or contact lenses, you will ask if they have difficulty seeing WHILE wearing their glasses or contact lenses. Sample Children under age 5 will only be asked if they wear glasses (not contact lenses). People who wear glasses to read or to do other occasional tasks should answer yes to this question.

Instructions

Number of questions in both the **Sample Adult** and **Sample Child** sections: 3

For questions WEARGLSS_A/WEARGLSS_C, if the Sample Adult or Sample Child only wears glasses occasionally or for specific tasks, this should be recorded as “1. Yes.” Many questions on the survey have the answer categories “No difficulty, some difficulty, a lot of difficulty, or cannot do this it all”, including a question in each Vision section. If the respondent answers “Yes,” remember to probe to determine which answer category their yes should fit into: some difficulty, a lot of difficulty, or cannot do this at all. If the respondent answers “No”, you do not have to probe and can select “Not at all.”

Adult and Child Hearing (HEA)

Section Type: Annual Core with Rotating Core (Adult only)

Purpose and Description

The purpose of the questions about hearing is to determine if the Sample Adult or Sample Child uses a hearing aid and if he or she has difficulty hearing.

As with the Vision section, the Hearing Section is asked of Sample Children ages 2 to 17. You will ask Sample Children both questions in this section.

Sample Adults who indicate that they do use a hearing aid, will be asked how frequently they use it. Note that if the Sample Adult or Sample Child does use a hearing aid, you will ask if they have difficulty hearing while using their hearing aid. If the Sample Adult or Sample Child does not use a hearing aid, you will ask if they have difficulty hearing.

Sample Adults who have no difficulty, some difficulty, or a lot of difficulty hearing, even when using a hearing aid, will be asked about difficulty hearing what is said in a conversation with one other person in a quiet room and difficulty hearing what is said in a conversation with one other person in a noisier room.

Number of Questions

Number of questions in the **Sample Adult** section: 5

Number of questions in the **Sample Child** section: 2

Adult and Child Mobility (MOB)

Section Type: Core

Purpose and Description

The purpose of the questions about mobility is to determine the ease of mobility of the Sample Adult and Sample Child. These questions collect information about the following topics:

- Use of equipment or assistance for getting around/walking
- Difficulty walking various distances for those who do not use equipment/assistance
- Difficulty walking various distances with the use of equipment/assistance for those who do use equipment or require assistance
- Difficulty walking various distances without the use of equipment/assistance for those who do use equipment or require assistance

In addition to the topics above, the Sample Adult Mobility and Sample Child Mobility sections have several differences.

The Sample Adult Mobility section begins by asking if the Sample Adult has difficulty walking or climbing steps. Sample Adults who indicate that they use equipment or require assistance for getting around will be asked whether they use specific types of equipment:

- Cane or walker

- Wheelchair or scooter
- Someone's assistance

In addition to the questions about difficulty walking distances of 100 yards and 1/3 of a mile with and without their aid, Sample Adults who use a cane, walker, or someone's assistance will be asked if they have difficulty walking up or down 12 steps with the use of their aid. Those who use a wheelchair or scooter will not be asked this question. Sample Adults who use any of the equipment or assistance above will be asked if they have difficulty walking up or down 12 steps without the use of their aid. Sample Adults who do not use an aid will be asked if they have difficulty walking 100 yards, 1/3 of a mile, and up or down 12 steps.

The Sample Child Mobility section does not ask about specific types of equipment used or about difficulty with steps. As with the Sample Adult Section, all Sample Children ages 2 to 17 will be asked whether they use equipment or require assistance for walking. Sample Children ages 2 to 4 who do use equipment/assistance will be asked if they have difficulty walking with the use of equipment or assistance and if they have difficulty walking without the use of equipment or assistance. Sample Children ages 2 to 4 who do not use equipment or assistance will be asked if they have difficulty walking compared to children the same age.

Sample Children ages 5 to 17 will be asked similar sets of questions, depending on whether they use equipment or assistance, but they will be asked each set of questions for the specific distances of 100 and 500 yards.

Instructions

Number of questions in the **Sample Adult** section: 14

Number of questions in the **Sample Child** section: 10

Many questions on the survey have the answer categories "No difficulty, some difficulty, a lot of difficulty, or cannot do this at all", including multiple questions in the Mobility sections. If the respondent answers "Yes," remember to probe to determine which answer category their yes should fit into: some difficulty, a lot of difficulty, or cannot do this at all. If the respondent answers "No", you do not have to probe and can select "Not at all."

Questions in these sections may seem repetitive to the respondent, but it's important to note there are critical differences that need to be emphasized. For example, for those Sample Adults and Sample Children (5-17 years old) who use equipment, we ask about their difficulty walking 100 yards **WITHOUT USING** equipment or assistance and also the same question **WHEN USING** equipment or assistance.

Adult and Child Communication (COM)

Section Type: Core with Rotating Core (Adult only)

Purpose and Description

The purpose of the Sample Adult Communication section is to identify adults with difficulty communicating, understanding, or being understood using their usual language. Similarly, the purpose of the Sample Child communication section is to identify children with difficulty communicating. These questions are a part of the Washington Group (WG) Short Set of questions on disability.

For children ages 2 to 4, this section asks if the child has difficulty understanding others and if other people have difficulty understanding the child. Similarly, for children ages 5 to 17, this section asks if the child has difficulty being understood by people inside and outside the household.

For 2024, one rotating core question was added to the Sample Adult interview to ask if the Sample Adult uses sign language.

Instructions

Number of questions in the **Sample Adult** section: 2

Number of questions in the **Sample Child** section: 4

Many questions on the survey have the answer categories “No difficulty, some difficulty, a lot of difficulty, or cannot do this it all”, including question(s) in the Communication sections. If the respondent answers “Yes,” remember to probe to determine which answer category their yes should fit into: some difficulty, a lot of difficulty, or cannot do this at all. If the respondent answers “No”, you do not have to probe and can select “Not at all.”

Adult and Child Cognition (COG)

Section Type: Core

Purpose and Description

The purpose of the questions about cognition is to collect information on difficulty with remembering and concentrating.

There are four questions in this section for the Sample Adult. First, you will ask the Sample Adult if they have difficulty remembering or concentrating. If the Sample Adult reports that they do have difficulty remembering or concentrating, you will ask if that difficulty is with remembering, with concentrating, or with both. If the Sample Adult answers that they have either difficulty with remembering OR difficulty with both

remembering and concentrating, you will then ask two follow up questions related to difficulty remembering.

There are two questions in this section for the Sample Child. You will ask of Sample Children, ages 2 to 17, if they have difficulty learning things. Children ages 5 and older will receive an additional question asking if they have difficulty remembering things.

Instructions

Number of questions in the **Sample Adult** section: 4

Number of questions in the **Sample Child** section: 2

Many questions on the survey have the answer categories “No difficulty, some difficulty, a lot of difficulty, or cannot do this it all”, including question(s) in the Cognition sections. If the respondent answers “Yes,” remember to probe to determine which answer category their yes should fit into: some difficulty, a lot of difficulty, or cannot do this at all. If the respondent answers “No” you do not have to probe and can select “Not at all.”

Adult Self-Care and Upper Body and Child Upper Body, Motor Skills, and Self-Care (UPP)

Section Type: Core

Purpose and Description

The purpose of the questions about self-care and upper body is to determine if the Sample Adult or Sample Child has any difficulties in these areas.

The Sample Adult Self-Care and Upper Body section consists of three questions, asked of all Sample Adults. You will ask Sample Adults if they have difficulty with self-care, raising a bottle from waist to eye level, and using hands and fingers.

The Sample Child Upper Body, Motor Skills and Self-Care section consists of two questions. You will ask one question about each Sample Child, depending upon their age. Sample Children ages 2 to 4 will get a question about difficulty picking up small objects with their hands, compared to other children the same age. Sample Children ages 5 to 17 will get a question about difficulty with self-care, such as eating or dressing.

The Self-Care and Upper Body sections are core sections of the instrument, appearing in both the Sample Adult and Sample Child modules, and will be on the survey every year.

Instructions

Number of questions in the **Sample Adult** section: 3

Number of questions in the **Sample Child** section: 2

All questions in the Self-Care and Upper Body sections will be answered with a scale of difficulty, ranging from no difficulty to cannot do at all. If the respondent answers “Yes,” remember to probe to determine which answer category their yes should fit into: some difficulty, a lot of difficulty, or cannot do this at all. If the respondent answers “No” you do not have to probe and can select “Not at all.”

Adult and Child Taste and Smell (TSM)

Section Type: Sponsored Content

Purpose and Description

The items on taste and smell are sponsored by National Institute on Deafness and Other Communication Disorders (NIDCD). They will be used to address the Healthy People 2030 objective of increasing the proportion of adults with smell or taste disorders who discuss the problem with a provider. To do that, the Healthy People 2030 program needs baseline data on the prevalence of smell and taste disorders in the population.

Instructions

Number of questions in the **Sample Adult** section: 10

Number of questions in the **Sample Child** section: 6

In the Adult Taste and Smell (TSM) section, all Sample Adults will be asked if within the past 12 months, they had difficulty with his or her sense of smell or ability to detect odors, difficulty with the ability to taste sweet, sour, salty, or bitter foods and drinks, if they smelled an unpleasant, bad, metallic, or burning odor when nothing was there, and if some strong odors smelled differently from how they usually smelled, or if they had an unwanted taste or other sensation in their mouth that does not go away.

All Sample Adults will also be asked to compare their ability to smell, to taste sweet, sour, salty, or bitter foods and drinks, and to taste flavors such as chocolate, vanilla, or strawberry compared to when they were 25 or were 5 years younger than their current age if they are less than 30.

Questions about having a head cold or flu for longer than a month, or having persistent dry mouth are also being asked because they are often correlated with taste or smell problems. These items are placed in the [Adult and Child Taste and Smell Health Conditions \(TSH\)](#) sections.

The Child Taste and Smell (TSM) section is asked of Sample Children ages 6-17. In the Child Taste and Smell (TSM) section, you will ask if within the past 12 months, the Sample Child had difficulty with sense of smell or ability to detect odors, difficulty with the ability to taste sweet, sour, salty, or bitter foods and drinks, they smelled an

unpleasant, bad, metallic, or burning odor when nothing was there, or had an unwanted taste or other sensation in their mouth that does not go away.

Both Sample Adults and Sample Children will be asked whether they have discussed any problem with their ability to taste or smell with a doctor or other health professional, and if so, when was the last time.

1.5 Health Insurance Coverage and Utilization

Adult and Child Health Insurance (INS)

Section Type: Core

Purpose and Description

The purpose of collecting health insurance coverage information is to measure the number and characteristics of persons with different types of health care coverage. Access to affordable health care coverage is a major factor affecting the health of the population and the access they have to health care services. Identification of how a person's demographic characteristics, health status, and economic circumstances are associated with his or her health insurance coverage is important in developing public policy. Information about health care coverage can be linked to having a usual source of medical care, out of pocket costs for health services, treatment patterns, and the quality and frequency of health care. The Health Insurance section is a core section of the instrument, appearing in both the Sample Adult and Sample Child modules, and will be on the survey every year.

In these sections, you will ask about the Sample Adult's and Sample Child's health care coverage and, if they have health care coverage, identify the kind of health care coverage they have: Private health insurance, Medicare, Medicare supplement, Medicaid, Children's Health Insurance Program or CHIP, military related health care including TRICARE, CHAMPUS, VA health care and CHAMP-VA, Indian Health Service, a state-sponsored health plan, or another government program. Each type of insurance has a series of follow-up questions, such as recording the plan name, if the plan was obtained through the Health Insurance Marketplace, if he or she pays a premium for the plan, and if the plan has a deductible.

For those Sample Adults or Sample Children that may have lost health care coverage in the past 3 years, you will ask a series of questions to determine the reasons for the loss. For those Sample Adults or Sample Children who are currently uninsured, there is a series of questions to determine why they are not getting coverage and why they remain uninsured.

Two core questions ask whether a Medicare Advantage plan or Medicare managed care arrangement pays for any of the costs for dental care and whether it pays for any of the costs for routine vision care, such as glasses or contact lenses.

Instructions

Number of questions in the **Sample Adult** section: 78

Number of questions in the **Sample Child** section: 74

It is very important that you record the correct kind of health care coverage, as each kind of coverage has different follow up questions. If the wrong type of health care coverage is recorded at the beginning of this section, then the follow up questions will not be appropriate and important data will not be collected.

In trying to determine the appropriate type of health care coverage that an individual has, it is important to remember that for the purpose of this survey, single service plans are not considered private health insurance and should not be recorded as such. There are three specific single service plan questions (vision, dental, and prescription) where you will be able to record if the Sample Adult or Sample Child has one of those plans. Some respondents may have a hard time classifying the type of health insurance they have. Utilize the help screens in these sections to help respondents.

Note that COBRA (the Consolidated Omnibus Budget Reconciliation Act of 1985) and TCC (Temporary Continuation of Coverage) should be coded as a Private Health Insurance Plan from an employer or workplace. COBRA provides a bridge between health care plans for qualified workers, their spouses, and their dependent children when their health insurance might otherwise be cut off. Under this act, if a person voluntarily resigns from a job or is terminated for any reason other than “gross misconduct,” they are guaranteed the right to continue in their former employer’s group health insurance plan as an individual or family for up to 18 months at their own expense. In some cases, a spouse and dependent children are also eligible for COBRA coverage for as long as three years.

The TCC program is similar to COBRA. This program is available to federal employees. If a person loses Federal Employees Health Benefit (FEHB) coverage because of separation from federal service, he or she may enroll under the TCC provision of FEHB law and continue coverage for up to 18 months at his or her own expense. Family members who lose coverage because they are no longer eligible may enroll under TCC to continue FEHB coverage for up to 36 months at their own expense.

When recording the health insurance plan name, probe and record only the specific name of the plan. Do not record the type of plan (for example, family plan, high-option). Do not record abbreviations for plan names. (The exception here is Blue Cross and Blue Shield, for which you may use the abbreviation BC/BS.) If the respondent does not know the complete name, ask to see a membership card or other document with the complete name. If the complete name is unavailable, record as much of the name as the respondent knows.

You can record up to two private plan names for the Sample Adult and/or Sample Child. For each private plan, there is a series of 15 follow-up questions on the plan, such as if the plan covers others, how the plan was obtained, how much of a premium is paid for the plan, etc. If the Sample Adult and Sample Child are in the same family, and the Sample Adult Health Insurance section is completed first, once in the Sample Child module under certain conditions the instrument will ask if the Sample Child is covered by the same private plan(s) as the Sample Adult. If they are covered under the same plan, the private insurance plan-specific follow-up questions will be skipped in the Sample Child module. This feature also works in reverse, if the Sample Child Health Insurance section is completed first, then the Sample Adult, under certain conditions, will be asked if they share the same plan with the Sample Child.

[Important Terms](#)

CHIP (State Children’s Health Insurance Program) is a program that targets uninsured children under 19 with family incomes below 200 percent of poverty that are not currently eligible for Medicaid or covered by private insurance. Every state and the District of Columbia has a CHIP program in place.

Coinsurance is the certain percent you must pay each benefit period after you have paid your deductible. This payment is for covered services only. You may still have to pay a copay. Example: Your plan might cover 80 percent of your medical bill. You will have to pay the other 20 percent. The 20 percent is the coinsurance.

Copayment (Copay) is the amount you pay to a healthcare provider at the time you receive services. You may have to pay a copay for each covered visit to your doctor, depending on your plan. Not all plans have a copay.

Deductible is the amount you pay for your healthcare services before your health insurer pays. Deductibles are based on your benefit period (typically a year at a time). Example: If your plan has a \$2,000 annual deductible, you will be expected to pay the first \$2,000 toward your healthcare services. After you reach \$2,000, your health insurer will begin to cover the rest of the costs.

Health Insurance Marketplace and the state-based exchanges were established following the enactment of the Affordable Care Act (ACA). The Health Insurance Marketplace is the name for the federally run exchange. States that have established their own exchanges have specific names for those exchanges (e.g. Connect for Health Colorado in Colorado or Covered California in California). The Marketplace is a resource where individuals, families, and small businesses can: learn about their health coverage options; compare health insurance plans based on costs, benefits, and other important features; choose a plan; and enroll in coverage. The Marketplace also provides information on programs that help people with low to moderate income and resources

pay for coverage. This includes ways to save on the monthly premiums and out-of-pocket costs of coverage available through the Marketplace, and information about other programs, including Medicaid and CHIP. In some states, the Marketplace is run by the state. In others it is run by the federal government. Persons who obtain their health care coverage through the Health Insurance Marketplace are considered to have private health insurance.

Healthcare.gov is another term for the Health Insurance Marketplace. This is the federal government's website that individuals can go to learn about their health coverage options; compare health insurance plans based on costs, benefits, and other important features; choose a plan; and enroll in coverage.

Indian Health Service (IHS) provides services for eligible members of federally recognized Indian tribes and their decedents. The IHS operates a comprehensive health service delivery system for approximately 75% of the nation's American Indians and Alaska Natives. IHS services are provided directly and also through tribally contracted and operated health programs.

Medicaid is authorized under Title XIX of the Social Security Act (1965), Medicaid is a means-tested entitlement program financed by the state and federal governments and administered by the states. Federal financial assistance is provided to states for coverage of specific groups of people and benefits through federal matching payments based on the state's per capita income.

Medicare is a program that was enacted in 1965. Today, virtually everyone aged 65 and older is insured under Medicare. The Centers for Medicare and Medicaid Services (CMS) administers Medicare, the nation's largest health insurance program. Medicare provides insurance to:

- People who are 65 years old;
- People who are disabled; and
- People with permanent kidney failure.

Medicare has four parts:

(1) Medicare Part A

Medicare Part A provides coverage for inpatient hospital services, skilled nursing facilities, home health services, and hospice care.

(2) Medicare Part B

Medicare Part B helps to cover the cost of physician services, outpatient hospital services, medical equipment, supplies, and other health services.

(3) Medicare Part C (aka Medicare Advantage)

The Balanced Budget Act of 1997 (BBA) created Medicare + Choice, Part C of Medicare, which expands the range of private health plans that may contract with Medicare to provide care to Medicare beneficiaries. A newer name for Medicare + Choice is Medicare Advantage. Medicare Advantage is intended to increase beneficiary participation in Health Maintenance Organizations (HMOs) and other private plans. Medicare Advantage options are: HMOs, HMOs with a Point of Service Option, Preferred Provider Organizations (PPOs), Provider-Sponsored Organizations (PSOs), Private Fee-for-Service, and Medical Savings Accounts (MSAs).

(4) Medicare Part D

Medicare Part D offers prescription drug coverage to everyone with Medicare. Enrollment is offered twice a year however a penalty for late enrollment is enforced for those individuals who do not pick up the coverage when first eligible.

Medicare Advantage Plans are considered Medicare coverage. A Medicare Advantage Plan is a plan offered by a private company that contracts with Medicare to provide Medicare Part A (Hospital) and Part B (Medical) benefits. The plan provides these benefits to people with Medicare who enroll in the plan. Medicare services are covered through the plan and are not paid for by original Medicare. Types of Medicare Advantage plans include: health maintenance organizations (HMOs), preferred provider organizations (PPOs), private fee-for-service plans, special needs plans, and Medicare medical savings account plans. Many Medicare Advantage plans include Medicare Part D (prescription drug coverage) and may also cover additional services such as dental and vision care.

Medigap (Medicare Supplement) or Medicare Supplement Insurance helps pay some of the health care costs that Original Medicare does not cover like: copayments, coinsurance, and deductibles. Medigap policies are sold by private companies. A Medigap policy is different from a Medicare Advantage plan. Medicare Advantage plans are ways to get Medicare benefits while a Medigap policy only supplements your Original Medicare benefits. Medigap or Medicare Supplement plans are considered to be private health insurance.

There are several types of **Military Health Coverage** that are related to present or former military service.

TRICARE

In response to the challenge of maintaining medical combat readiness while providing the best health care for all eligible personnel, the Department of Defense (DOD) introduced TRICARE. TRICARE is a regionally managed health care program for active duty and retired members of the uniformed services, their families, and survivors. TRICARE offers eligible beneficiaries many choices for their health care.

Veterans Health Administration (VA)

The VA provides a broad spectrum of medical, surgical, and rehabilitative care to persons who are eligible to receive VA services. The VA emphasizes prevention/primary care.

CHAMPVA

This is a health care benefits program for dependents (or survivors) of veterans who have been rated by the VA as having a total and permanent disability, or survivors of veterans who died from a VA-rated service-connected disability or survivors of person who died in the line of duty. In general, CHAMPVA covers most health care services and supplies that are medically and psychologically necessary.

Other State and Local Programs vary from state to state. Examples of these programs include: The Ryan White Act of 1990, which established funding for various programs at the state and local level to provide care and services to HIV and AIDS infected individuals, health insurance risk pools to enable persons to obtain private health coverage who would not be able to afford individual coverage; and special programs to provide health care coverage to farm workers and refugees are also include.

Out-of-pocket Costs are costs you must pay. Out-of-pocket costs vary by plan and most plans have a maximum out of pocket cost.

Policyholder refers to the person whose name the health insurance policy is written. Other family members who are covered by the same policy are referred to as “dependents” on the policy. Example: if you ever find yourself in a doctor’s office filling out health insurance paperwork, and the form asks about the policyholder, give them the information of the employee in the family whose company sponsored the policy.

Premiums are payments you make to your insurance provider to keep your coverage. The payments are due at certain times, whether or not you have received health care services. Premiums can be paid by individuals, employers, unions, employees, or shared by both the insured individual and the plan sponsor. In addition to your premium, you usually have to pay other costs for your health care, including a deductible, copayments, and coinsurance. Example: The amount you pay for your health insurance every month. For those with employment-based coverage it may be the amount deducted from your paycheck every two weeks to pay for your health insurance.

Private Health Insurance includes coverage that is comprehensive in that it covers both outpatient and inpatient care or major medical policies. Private health insurance may be obtained through a person’s own or family member’s employment or purchased directly. Employment-based coverage also includes coverage obtained through a union. Policyholders who obtain their coverage through their employment for local, state, or federal government, are considered to have private health insurance. Directly

purchased plans may be obtained through the insurance company directly, through brokers or through the Federal Health Insurance Marketplace and state-based exchanges. Private coverage may also be obtained through enrollment in institutions of higher education.

Single Service Plans (SSPs) refer to health insurance coverage paid for by an individual or an employer that provides for only one type of service. Examples of SSPs are dental care, vision care and prescriptions.

Adult and Child Difficulty Paying for Health Care (PAY)

Section Type: Core

Purpose and Description

The purpose of the Sample Adult and Sample Child questions about difficulty paying for health care is to determine if the sample person's family has problems paying, is unable to pay, or how much worry about paying medical bills if the Sample Adult or Sample Child is sick or injured.

Instructions

Number of questions in both the **Sample Adult** and **Sample Child** sections: 4

Be sure to utilize the glossary of health insurance terminology provided in the help screen on PAYINTRO_A/C and PAYBLL12M_A/C. When discussing medical bills be sure to include bills for doctors, dentists, hospitals, therapists, medication, equipment, and nursing home or home care. If the Sample Adult lives on campus the respondent should think about their family at the sample address.

The Sample Adult and Sample Child Difficulty Paying for Insurance sections are family-level sections, and will only need to be asked in the Sample Adult module or Sample Child module, but not both, if the Sample Adult and Sample Child are in the same family. There is one exception, we will always ask the last question PAYWORRY_A or PAYWORRY_C for both the Sample Adult and the Sample Child.

You will be prompted to ask all of the questions in the Difficulty Paying for Insurance section in both the Sample Adult module and Sample Child module if:

- The Sample Adult and Sample Child have *not* been reported as being in the same family
- The Sample Adult and Sample Child have been reported as being in the same family, the Sample Adult module is asked first, all questions in the Sample Adult Difficulty Paying for Insurance section were refused, and the Sample Adult respondent is a different person than the Sample Child respondent

- Or vice versa, the Sample Adult and Sample Child have been reported as being in the same family, the Sample Child module is asked first, all questions in the Sample Child Difficulty Paying for Insurance section were refused, and the Sample Child respondent is a different person than the Sample Adult respondent.

Adult and Child Utilization (UTZ)

Section Type: Core

Purpose and Description

The purpose of the questions about utilization is to collect information on how the country's health care system is being utilized.

The Utilization section asks questions about the Sample Adult and Sample Child's utilization of care, including:

- When a doctor or other health professional was last visited
- Reason for last doctor's visit
- Time since last wellness visit
- Where the Sample Adult/Sample Child usually goes for health care
- Type of place the Sample Adult/Sample Child usually goes for health care
- Times visited a retail health clinic
- Times visited an urgent care center
- Emergency room visits
- Overnight hospitalizations
- Delay in medical care due to cost
- Did not get medical care due to cost

Instructions

Number of questions in the **Sample Adult** and **Sample Child** sections: 12

When asking about the place where the Sample Child or Sample Adult **usually** goes when he or she is sick, note that this may or may not be the doctor or clinic most recently contacted. (For example, the most recent contact may be with a specialist never seen before.) Also, it need not be a doctor or clinic the respondent has ever contacted before. In this case, the question refers to the doctor or place the respondent **would** contact if the Sample Child is sick or needs advice about his or her health. As with all questions that ask the respondent to give a specific amount of times (e.g., times visited hospital ER), always probe for an exact number. If the respondent reports a range or an interval, assist the respondent in making an estimate by probing. For example, you might ask "Could you give me a more exact number?"

When recording emergency room visits, **do not** include visits to outpatient clinics, urgent care facilities, and the like. Clinics in drug stores or grocery stores are common in some parts of the country but not in other parts of the country.

Important Terms

Wellness visits/General purpose check-ups for adults typically include: blood pressure, cholesterol, and blood sugar checks, height and weight measurements, and vaccinations. The doctor or other health professional may also discuss topics related to the adult's health such as smoking, alcohol use, diet, and exercise. These visits are usually scheduled in advance and occur when not sick or injured.

Well baby/child visits, physicals, or general purpose check-ups for children typically include: height and weight measurements, vaccinations, and vision or hearing checks. The doctor or other health professional may also discuss topics related to the Sample Child's health such as their growth and development, diet and exercise, safety, and sleep patterns. These visits are usually scheduled in advance and occur when the Sample Child is not sick.

Retail health clinics are located in a pharmacy, grocery store, or supercenter. Common examples of retail health clinics include places like CVS Minute Clinic, Walgreens Health Clinic, or clinics in a Walmart or Kroger supermarket. These clinics can provide common services such as certain vaccinations, as well as testing for or treatment of minor uncomplicated illnesses.

Urgent care center/clinic in a drug store or grocery store are places where you do not need to make an appointment ahead of time, and do not usually see the same health care provider at each visit.

An **urgent care center** is located in its own building or space. These centers can provide services such as x-rays and stitches and can provide common vaccinations and testing for or treatment of illnesses. They can also treat illnesses or injuries that require immediate care but are not serious enough to require a visit to a hospital emergency room. These centers provide care during business hours, evenings, and weekends.

Doctor's office/health center is a place where you see the same doctor or the same group of doctors every visit, where you usually need to make an appointment ahead of time, and where your medical records are on file.

Adult and Child Telehealth (TLH)

Section Type: Annual Core

[Purpose and Description](#)

As a result of the COVID-19 pandemic, social distancing practices were put in place for health care facilities and providers through virtual means. Telehealth can have benefits including expanding access to health care. This section asks if the Sample Adult or Sample Child had an appointment with a doctor, nurse, or other health professional by video or by phone, during the past 12 months.

[Number of Questions](#)

Number of questions in the **Sample Adult** and **Sample Child** sections: 1

Adult and Child Prescription Medication (PMD)

Section Type: Core

[Purpose and Description](#)

The purpose of the questions about prescription medication is to collect information if people don't get or take enough of their medication because of cost.

The Prescription Medication questions refer to the past 12 months and are asked of all Sample Adults and Sample Children. The first question asks if at any time in the past 12 months the Sample Adult/Sample Child took prescription medication.

In the Sample Adult Prescription Medication section, if the Sample Adult reports having taken prescription medication, they will then be asked if they skipped medication doses to save money, if they took less medication to save money, and if they delayed filling a prescription to save money. The final question in this section asks all Sample Adults if there was any time they needed prescription medication but did not get it because of the cost.

In the Sample Child Prescription Medication section, if the respondent reports that the Sample Child took prescription medication during the past 12 months, they will be asked if they delayed filling a prescription for the Sample Child to save money. The final question in this section asks if there was any time the Sample Child needed prescription medication but did not get it because of the cost.

[Number of Questions](#)

Number of questions in the **Sample Adult** section: 5

Number of questions in the **Sample Child** section: 3

Important Terms

Prescription medication are medications that can only be obtained through a doctor or dentist. The medication is usually obtained from a pharmacy or mail order pharmacy using a written note or telephoned instruction from a doctor or dentist.

Adult and Child Immunization (IMS and IMM)

Section Type: Annual Core with Sponsored Content (Adult only)

Purpose and Description

The purpose of the questions about immunization is to capture data on the receipt of vaccines. Many of the Sample Adult IMS questions are sponsored by CDC's National Center for Immunization and Respiratory Diseases (NCIRD). Vaccinations are an important example of preventative care that individuals with at least adequate health care access should be receiving.

For 2024, the Sample Adult IMS section is part annual core and part sponsored content. Questions about flu vaccination and pneumonia vaccination are considered core, and will appear in future years, whereas the questions about other vaccines such as shingles, tetanus, hepatitis A, and COVID-19 are considered sponsored content and will not necessarily appear every year.

The Sample Adult IMS module includes questions that aim to better monitor influenza vaccination coverage among pregnant women. These questions ask women aged 18-49 about pregnancy anytime during the influenza vaccination period (August through March) and the timing of vaccination relative to the course of their pregnancy. Also, you will ask all Sample Adults if they had a flu vaccination in the past 12 months, and if so, ask for the month and year of their most recent flu vaccination. NHIS data can help public health researchers monitor the levels of flu vaccination in the U.S. and help plan for next year's flu season.

The IMS section also includes questions about the number of pneumonia shots ever received and detailed questions on shingles vaccinations, including the Zostavax[®] vaccine and Shingrix[®] vaccine. There is a question about Tdap booster shot for women who have had a live birth in the past 12 months. There are also questions to measure vaccine use among health care workers that ask whether respondents work or volunteer in a health care setting and whether they come into direct contact with patients. There is also a sponsored question that asks all Sample Adults about travel to countries other than Japan, Australia, New Zealand, Canada, and those in Europe since 1995.

The IMS section asks Sample Adults if they have had at least one dose of a COVID-19 vaccination, and if so, how many doses were received. The month and year of the most recent dose are collected.

The Sample Child IMM section is designed to determine if and when the majority of children get seasonal flu vaccinations. This section allows you to indicate up to two flu vaccinations for the Sample Child during the past 12 months, starting with the most recent. The Sample Child IMM section is a core section that will appear on the survey every year.

[Instructions](#)

Number of questions in the **Sample Adult** section: 25

Number of questions in the **Sample Child** section: 6

The flu vaccine questions are about the past 12 months. If the respondent gives a date prior to 12 months ago, verify if the date given is correct. If not, change the respondent's answer from "yes" to "no." In the Sample Child section, if collecting dates for two flu vaccinations, make sure the first date recorded is the MOST RECENT vaccination and the second date recorded is the SECOND most recent vaccination. If the dates are recorded out of order, an error will pop up asking you to correct it.

[Important Terms](#)

Shingles is an outbreak of a rash or blisters on the skin that may be associated with severe pain. The pain is generally on one side of the body or face. Shingles is caused by the chicken pox virus. A vaccine for shingles has been available since May 2006. There are two vaccines that have been used to prevent shingles. The first was Zostavax[®], which was available in the U.S. from 2006 through 2020 and required one shot. The other is Shingrix[®], which has been available since 2017 and requires two shots.

1.6 Mental Health

Adult and Child Anxiety (ANX)

Section Type: Core

[Purpose and Description](#)

The purpose of the questions about anxiety is to collect information on feelings of anxiety.

In the Sample Adult Anxiety section, you will ask all Sample Adults how often they felt worried, nervous or anxious. You will then ask if they take prescription medication for these feelings. Respondents who report never feeling anxious AND do not take prescription medication for these feelings will proceed to the next section of the instrument. All other respondents will be asked an additional question about the level of these feelings.

In the Sample Child Anxiety section, the Anxiety question is only asked of Sample Children ages 5 to 17 years old. You will ask the Sample Child respondent how often the child seems very anxious, nervous, or worried.

Instructions

Number of questions in the **Sample Adult** section: 3

Number of questions in the **Sample Child** section: 1

When asking the Sample Adult how often he or she feels worried, nervous, or anxious, if the respondent asks whether they are to answer about their emotional states after taking mood-regulating medications, say: "Please answer based on your usual use of medication."

Adult and Child Depression (DEP)

Section Type: Core

Purpose and Description

The purpose of the questions about depression is to collect information on feelings of depression.

In the Sample Adult Depression section, you will ask all Sample Adults how often they feel depressed. You will then ask if they take prescription medication for depression. Respondents who report never feeling depressed and do not take prescription medication for these feelings will proceed to the next section of the instrument. All other respondents will be asked an additional question about the level of these feelings.

In the Sample Child Depression section, as with the previous question about feelings of anxiety, the Depression question is only asked of Sample Children ages 5 to 17 years old. You will ask the Sample Child respondent how often the child seems very sad or depressed.

Instructions

Number of questions in the **Sample Adult** section: 3

Number of questions in the **Sample Child** section: 1

When asking the Sample Adult how often he or she feels depressed, if the respondent asks whether they are to answer about their emotional states after taking mood-regulating medications, say "*Please answer based on your usual use of medication.*"

Adult and Child Mental Health Care (MHC)

Section Type: Annual Core

Purpose and Description

The purpose of the questions about mental health care is to collect information on the use and under-use of mental health care.

The first question in the Sample Adult Mental Health Care section, MHRX_A, will only come up for Sample Adults based on answers provided earlier in the Anxiety (ANX) section and the Depression (DEP) section. You will ask the question if the respondent reported earlier that they are NOT taking prescription medication for feelings of anxiety at the ANXMED_A screen AND they reported that they are NOT taking prescription medication for depression at the DEPMED_A screen. This first Adult Mental Health Care question will also be asked if the respondent answered “Don’t know” or “Refused” for both ANXMED_A and DEPMED_A.

The Adult Mental Health Care questions refer to the past 12 months and ask about:

- The use of prescription medication to help with any other emotions or with concentration, behavior or mental health
- Receipt of counseling or therapy from a mental health professional
- Whether or not they are currently receiving counseling or therapy from a mental health professional
- DELAY of getting counseling or therapy from a mental health professional because of the cost
- Inability to obtain needed counseling or therapy because of the cost

The Sample Child Mental Health Care questions are asked of Sample Children ages 2 to 17. The child questions are nearly identical to the adult questions listed above, with the exception that children are not asked if they are currently receiving counseling or therapy from a mental health professional.

Number of Questions

Number of questions in the **Sample Adult** section: 5

Number of questions in the **Sample Child** section: 4

Important Terms

Mental health professional is a health care practitioner who offers services for the purpose of improving an individual's mental health or to treat mental disorders. Types of mental health professionals include psychiatrists, psychologists, psychiatric nurses, or clinical social workers.

1.7 Injury and Health Behaviors

Adult and Child Injury (INJ)

Section Type: Rotating Core

Purpose and Description

The questions in this section are about sudden injuries the Sample Adult and Sample Child experienced in the past three months. People can be injured accidentally or on purpose. They may hurt themselves or others may cause them to be hurt. The questions in this section exclude repetitive strain injuries that the Sample Adult may have previously mentioned in the REP section.

Statistics on the cause and frequency of injuries help shape injury prevention programs and measure the success of these programs. We ask if the injury(s) impacted the Sample Adult or Sample Child's usual activities in the past three months, the number of injuries that occurred, and the location where the injury occurred. We also ask questions to determine the cause of the injury(s), including questions about falls, motor vehicle accidents and injuries during household activities and during sports or exercise. Finally, we ask questions about medical care received for the injury(s) and the number of days of work/school missed because of the injury(s). The Sample Adult Injury section also includes additional work-related questions.

Number of Questions

Number of questions in the **Sample Adult** section: 21

Number of questions in the **Sample Child** section: 18

Adult and Child Concussions (TBI)

Section Type: Sponsored Content

Purpose and Description

This section is sponsored by the National Center for Injury Prevention and Control (NCIPC), part of the Centers for Disease Control and Prevention (CDC). Studies show that Traumatic Brain Injury (TBI) is one of the leading causes of acquired disabilities in adults and children. Symptoms of a TBI can be mild to severe. We ask if the Sample Adult or Sample Child has been knocked out or lost consciousness due to a blow or jolt to the head during the past 12 months, and if he or she has ever had headaches, sensitivity to light or noise, balance problems, or changes in mood or behavior due to a blow or jolt to the head during the past 12 months. Sample Adults and Sample Children who experienced TBI symptoms from a blow or jolt to the head during the past 12 months are asked whether the Sample Adult or Sample Child was playing a sport or participating in a physical or recreational activity such as a pick-up game, when they experienced any

of these blows or jolts to the head. If so, the Sample Adult or Sample Child is asked if they were participating in an organized team or league sports competition or practice when they experienced any of these blows or jolts to the head. Finally, we ask if the Sample Adult or Sample Child was ever evaluated for a concussion or brain injury by a doctor, nurse, paramedic, athletic trainer, or other health professional.

Instructions

Number of questions in both the **Sample Adult** and **Sample Child** sections: 6

When answering the questions in this section, the Sample Adult or Sample Child respondent should think about all head injuries that may have occurred in the past 12 months, for example, from playing sports, car accidents, falls, or being hit by something or someone. When answering the question about playing a sport or participation in a physical or recreational activity, include team or league sports competitions or practices. Also include organized or non-organized sports.

Important Terms

A **pick-up game** is when a group of players get together and spontaneously start a game, like basketball or soccer.

Adult and Child Physical Activity (PHY)

Section Type: Rotating Core

Purpose and Description

The purpose of these questions is to determine the type, frequency, and duration of leisure-time physical activity in which Sample Adults and Sample Children ages 6-17 participate. Health behaviors that include exercise, sports, or physically active hobbies are respondent defined. For the Sample Child, we ask about specific types of physical activities both in and out of school.

You will ask the Sample Adult how often he or she participates in moderate and then vigorous leisure-time activities (times per day, per week, per month or per year) and then the duration of each exercise activity (minutes or hours). The respondent is also asked how often they do activities to strengthen their muscles, including sit-ups, push-ups and lifting weights.

Questions for the Sample Child include whether the child has participated on a sports team in the past 12 months, if he or she has taken a gym or PE class in the past 12 months, how often he or she exercises, plays a sport, or participates in physical activity for at least 60 minutes a day, or does strengthening activities in a typical week during

the school year and how often they walk or ride a bicycle or at least 10 minutes in a typical week during the school year (never, some days, most days, or every day).

Number of Questions

Number of questions for the **Sample Adult** section: 10

Number of questions for the **Sample Child** section: 6

Adult and Child Sleep (SLP)

Section Type: Rotating Core

Purpose and Description

Studies show that quality sleep is an important part of physical health and cognitive functioning. Questions for the Sample Adult ask about the average number of hours of sleep he or she gets in a 24-hour period. The remaining questions in this section follow a 30-day reference period. The Sample Adult is asked, in the past 30 days, how often they have woken up feeling well-rested, they have had trouble falling asleep, had trouble staying asleep, and how often they have taken prescribed and/or over the counter medication or supplements to fall or stay asleep. Sample Adults are also asked how often during the past 30 days they have used marijuana or CBD to help them fall or stay asleep.

Questions for Sample Children ages 2-17 include how often in a typical week/week during the school year, the child wakes up feeling well-rested (never, some days, most days, every day), how often he or she has trouble getting out of bed in the morning, how often he or she complains about being tired during the day, how often he or she naps or falls asleep during the day, such as in school, watching TV, or riding in the car, and how often bedtime and waking times are the same every day during a typical week (for younger children) or typical school week (for older children).

Instructions

Number of questions in the **Sample Adult** section: 7

Number of questions in the **Sample Child** section: 6

When entering the average hours of sleep, please enter hours in whole numbers, rounding 30 minutes (or half an hour) or more up to the next whole number and dropping 29 or fewer minutes. Do not include marijuana or CBD products when asking the Sample Adult how often during the past 30 days they took medications prescribed by a doctor to help them fall or stay asleep, and how often during the past 30 days they took any over the counter (OTC) medications or supplements to help them fall or stay asleep.

[Important Terms](#)

CBD is a substance found in the cannabis plant that does not cause a feeling of being high. CBD has been marketed in some products as a sleep aid.

1.8 Demographics

Adult and Child Nativity (NAT)

Section Type: Core

[Purpose and Description](#)

The purpose of the questions about nativity is to determine the place of birth and citizenship status of the Sample Adult and Sample Child.

You will ask if Sample Adults and Sample Children ages 0 to 17 were born in the U.S. or a U.S. territory. If yes, you will collect the U.S. state or territory where the Sample Adult or Sample Child was born.

If the Sample Adult or Sample Child was not born in the U.S. or a U.S. territory, you will ask which year they came to the U.S. and if they are a U.S. citizen. If they are a U.S. citizen, you will ask if they were born abroad to an American parent, born abroad and adopted by an American parent, or became a U.S. citizen by naturalization.

If the Sample Adult or Sample Child was born in American Samoa, you will be prompted to ask if they are a U.S. citizen, and the follow up questions mentioned above.

[Number of Questions](#)

Number of questions in both the **Sample Adult** and **Sample Child** sections: 5

Adult and Child Schooling (SCH)

Section Type: Core

[Purpose and Description](#)

The **Sample Adult** and **Sample Child** schooling questions ask about current enrollment in school by adults and the number of days adults or children ever missed school because of illness, injury, or disability. We also ask questions for children about whether they have ever received special education services or early intervention plans, and whether this was to help with emotions, concentration, behavior, or mental health.

The Sample Adult Schooling section starts by asking if the Sample Adult is currently enrolled in or attending school. Sample Adults who are enrolled in, or attending school, will receive a follow up question that asks about how many days of school were missed because of illness, injury, or disability during the past 12 months.

The Sample Child Schooling section includes a question for Sample Children ages 5 and older and also asks about how many days of school were missed due to illness, injury, or disability. For the next question(s), all Sample Children ages 0 to 17 are asked about their use of special education or early intervention services.

[Number of Questions](#)

Number of questions in the **Sample Adult** section: 2

Number of questions in the **Sample Child** section: 4

[Important Terms](#)

Special Education is education designed to meet the needs of children with special needs and/or disabilities. Special Education involves special teaching programs paid for by the public school system that may take place at a regular school, a special school, a private school, at home, or at a hospital.

Early Intervention Services are services designed for very young children and may include, but are not limited to medical and social services, parental counseling, and therapy that may be provided at the child's home, a medical center, a day care center, or other place. Generally, these services are provided by the State or school system at no cost to the parent.

1.9 Employment, Income, Food Security

Adult and Child Employment of Family Members (FEM)

Section Type: Core

[Purpose and Description](#)

The purpose of the questions about the employment of family members is to record the employment status of all adults in the Sample Adult and Sample Child's households. This is a family-level section and the questions will be asked about adults 18 years or older in the household who are in the family of the Sample Adult or Sample Child.

First, you will ask if each adult works for pay at a job or business. If the adult does work, you will ask if he or she usually works 35 hours or more per week in total at his or her job or jobs.

[Instructions](#)

Number of questions in both the **Sample Adult** and **Sample Child** sections: 2

If a respondent reports that someone in the household works at a family-owned job or business, but not for pay, we **do** consider that to be working.

If the Sample Adult and Sample Child have been reported as being in the same family in the Roster section of the interview, you will be prompted to ask the Employment of Family Members questions only once, either in the Sample Adult module or in the Sample Child module, but not in both.

You will be prompted to ask the Employment of Family Members section in both the Sample Adult module and Sample Child module if:

- The Sample Adult and Sample Child have *not* been reported as being in the same family
- The Sample Adult and Sample Child have been reported as being in the same family, the Sample Adult module is asked first, all questions in the Sample Adult Employment of Family Members section were refused, and the Sample Adult respondent is a different person than the Sample Child respondent
- Or vice versa, the Sample Adult and Sample Child have been reported as being in the same family, the Sample Child module is asked first, all questions in the Sample Child Employment of Family Members section were refused, and the Sample Child respondent is a different person than the Sample Adult respondent

Adult and Child Family Income (INC)

Section Type: Core

Purpose and Description

The Adult Family Income and Child Family Income sections collect information on the type of income a family may have. These sections first ask about different types of income, so that when the respondent is asked about total family income, all types of income previously asked about are considered. This method helps the respondent make a better estimate of the total family income. Income is an important factor in the analysis and interpretation of the health information we collect. For example, the use of and access to medical care depends partly on the financial resources of the family. In addition, federal, state, and local health policies and programs are developed based on the data from our survey. So that these programs may be better planned, we need to know the types of income and total income for each family.

Types of income include:

- Wages, salaries, commissions, bonuses, tips, or self-employment
- Interest-bearing accounts or investments, dividends from stocks or mutual funds, net rental income, royalty income, or income from estates and trusts
- Social Security or Railroad Retirement
- Supplemental Security Income or Social Security Disability Income, and if so, which family members received
- Public assistance or welfare payments
- Retirement, survivor, or disability pensions

- Other sources of income such as VA payments from the Veterans Benefits Administration, unemployment compensation, child support, or alimony

Instructions

Number of questions in both the **Sample Adult** and **Sample Child** sections: 20

If the respondent reports income from Supplemental Security Income or Social Security Disability Income, you may be prompted to ask some follow up questions to determine which of the two was received, whether it was received as a disability benefit, or who in the family received the benefit.

If the Sample Adult or Sample Child respondent refuses to provide the total family income amount or answers “Don’t know,” a series of follow-up questions that attempt to place the total family income into a broad income interval will be asked. Included, but not asked of all, are questions that attempt to ascertain a family income in relation to the poverty threshold and 200% of the poverty threshold for that family size.

If necessary, assure respondents that neither NCHS nor the Census Bureau will disclose any of this information.

The Sample Adult and Sample Child Family Income sections are family-level sections, and will only need to be asked in the Sample Adult module or Sample Child module, but not both, if the Sample Adult and Sample Child are in the same family.

You will be prompted to ask the Family Income section in both the Sample Adult module and Sample Child module if:

- The Sample Adult and Sample Child have *not* been reported as being in the same family
- The Sample Adult and Sample Child have been reported as being in the same family, the Sample Adult module is asked first, all questions in the Sample Adult Family Income section were refused, and the Sample Adult respondent is a different person than the Sample Child respondent
- Or vice versa, the Sample Adult and Sample Child have been reported as being in the same family, the Sample Child module is asked first, all questions in the Sample Child Family Income section were refused, and the Sample Child respondent is a different person than the Sample Adult respondent

Adult and Child Food Related Programs (FOO)

Section Type: Core and Sponsored Content

Purpose and Description

The purpose of the questions about food related programs is to determine if anyone in the family receives food related government services. Questions on food related program participation provide information for policy makers who need to know which families are participating in them. For example, to better track health trends, participation in programs that provide food assistance is important because access to proper nutrition can directly affect health outcomes.

Both the Sample Adult and Sample Child Food Related Program sections ask if anyone in the family received food stamp benefits in the last 12 months, and if so, did they also receive these benefits in the last 30 days. In families with females ages 12 to 55 or children ages 0 to 5, you will ask if anyone in the family received benefits from the Women, Infants, and Children (WIC) program. If the family contains at least one child of age 5 to 17, we will ask if any children in the family received free or reduced-price meals at school.

Instructions

Number of questions in both the **Sample Adult** and **Sample Child** sections: 4

The Sample Adult and Sample Child Food Related Programs sections are family-level sections, and will only need to be asked in the Sample Adult module or Sample Child module, but not both, if the Sample Adult and Sample Child are in the same family.

You will be prompted to ask the Food Related Programs section in both the Sample Adult module and Sample Child module if:

- The Sample Adult and Sample Child have *not* been reported as being in the same family
- The Sample Adult and Sample Child have been reported as being in the same family, the Sample Adult module is asked first, all questions in the Sample Adult Food Related Programs section were refused, and the Sample Adult respondent is a different person than the Sample Child respondent
- Or vice versa, the Sample Adult and Sample Child have been reported as being in the same family, the Sample Child module is asked first, all questions in the Sample Child Food Related Programs section were refused, and the Sample Child respondent is a different person than the Sample Adult respondent

Important Terms

Supplement Nutrition Assistance Program (SNAP) or Food Stamp benefits are benefits that can be used to purchase food. SNAP benefits are utilized by recipients through EBT (Electronic Benefits Transfer) cards. The SNAP or Food Stamp program is a joint federal-state program which is administered by the state and local governments.

Women, Infants, and Children program (WIC) provides food and/or vouchers which can be exchanged for food. Pregnant women without children may also qualify for this program. Children are eligible for WIC benefits until their 5th birthday (although the parent/guardian receives the food/vouchers).

National School Lunch Program/School Breakfast Program provide cash assistance to states to operate breakfast and lunch programs in schools and residential childcare institutions. The programs provide low-cost or free breakfasts and lunches to low-income children in kindergarten through 12th grade.

Adult and Child Food Security (FDS)

Section Type: Sponsored Content

Purpose and Description

The purpose of the questions about food security is to assess whether the family has been able to afford adequate food for all adults in their family during the previous 30 days. These questions are sponsored by the U.S. Department of Agriculture, Economic Research Service.

Past research has found that food security, meaning consistent access to adequate food, is an essential foundation for good nutrition and health. Responses to these questions in the NHIS will be used to study the associations between food security and health and developmental problems in more detail and for a wider range of health and nutrition outcomes. Results will be used by policy officials to evaluate existing programs that support the food security of low-income households and design new ones. Be sure to ask the questions as worded to all individuals, even those who appear well-off.

The first three questions pose statements about worries over running out of food, food not lasting, and not eating balanced meals due to a lack of financial resources. The respondent is asked if each statement applied to his or her family in the last 30 days. Depending on responses to these initial questions, additional questions directed to adults in the family may be asked on the following topics:

- Cut the size of meals, or skipped meals because there wasn't enough money for food
- Ate less because there wasn't enough money for food
- Been hungry but not eaten because there wasn't enough money for food
- Lost weight because there wasn't enough money for food
- Not eaten for a whole day because there wasn't enough money for food

Instructions

Number of questions in both the **Sample Adult** and **Sample Child** sections: 10

The Sample Adult and Sample Child Food Security sections are family-level sections and will only need to be asked in the Sample Adult module or Sample Child module, but not both, if the Sample Adult and Sample Child are in the same family.

You will be prompted to ask the Food Security section in both the Sample Adult module and Sample Child module if:

- The Sample Adult and Sample Child have *not* been reported as being in the same family
- The Sample Adult and Sample Child have been reported as being in the same family, the Sample Adult module is asked first, all questions in the Sample Adult Food Security section were refused, and the Sample Adult respondent is a different person than the Sample Child respondent
- Or vice versa, the Sample Adult and Sample Child have been reported as being in the same family, the Sample Child module is asked first, all questions in the Sample Child Food Security section were refused, and the Sample Child respondent is a different person than the Sample Adult respondent

1.10 Housing

Adult and Child Housing (HOU)

Section Type: Core

Purpose and Description

The purpose of the questions about housing status is to determine the Sample Adult's or Sample Child's length of time in the residence, if the residence is owned or rented, and if being rented are they receiving assistance from the government to lower the cost of rent.

Instructions

Number of questions in both the **Sample Adult** and **Sample Child** sections: 3

You will notice, when asking about how long the Sample Adult or Sample Child has lived at the sample address, an answer category may be in gray text. This means that the number of years living at the sample address is greater than the age of the Sample Adult/Child. If the grayed answer category is selected, you will get an error message to go back to the question and correct the answer.

The Sample Adult and Sample Child Housing sections are family-level sections and will only need to be asked in the Sample Adult module or Sample Child module, but not both, if the Sample Adult and Sample Child are in the same family.

There is one exception, we will always ask how long the Sample Adult or Sample Child has lived at the sample address in each section.

You will be prompted to ask all of the Housing section in both the Sample Adult module and Sample Child module if:

- The Sample Adult and Sample Child have *not* been reported as being in the same family
- The Sample Adult and Sample Child have been reported as being in the same family, the Sample Adult module is asked first, all questions in the Sample Adult Housing section were refused, and the Sample Adult respondent is a different person than the Sample Child respondent
- Or vice versa, the Sample Adult and Sample Child have been reported as being in the same family, the Sample Child module is asked first, all questions in the Sample Child Housing section were refused, and the Sample Child respondent is a different person than the Sample Adult respondent.

[Important Terms](#)

Public housing is considered housing assistance from the government.

1.11 Contact Information and Linkage

Adult and Child's Full Name (REC)

Section Type: Core

[Purpose and Description](#)

The recontact section collects the Sample Adult's and Sample Child's full name. The data is needed to assist in contacting the family if a follow-up survey is conducted at a later time.

After you collect the Sample Child's full name, you will also collect the Sample Child Respondent's phone number in this section (the Sample Adult's phone number is collected in the Sample Adult TEL section).

[Instructions](#)

Number of questions in both the **Sample Adult** and **Sample Child** sections: 3

If the Sample Adult or Sample Child's name was provided in the roster section, the name fields will be prefilled and you will need to verify that the names are complete and spelled correctly. If only the Sample Adult or Sample Child's first name or a nickname was given at the beginning of the interview, you will be prompted to input their full names (first, middle, and last name). If the Sample Adult or Sample Child does not have a middle name, press "Enter" at LNKMNAME_A/LNKMNAME_C to skip to last name. If

the Sample Adult or Sample Child respondent prefers not to provide their name, refused and don't know are allowed as acceptable answer responses.

If, when explaining the purpose of the Recontact questions, you are asked when the household will be recontacted, explain that NCHS periodically conducts other health surveys with a sample of persons or families who participate in the NHIS. If asked, say that you do not know when this may take place. Do not, however, state that there will be no other contacts. You may need to recontact the household for additional information or the household may be reinterviewed. A respondent's refusal of these items will not disqualify the family from being selected for future surveys.

Adult and Child Telephone Use (TEL)

Section Type: Core

Purpose and Description

The purpose of the telephone use questions is to track over time the prevalence and demographic characteristics of families that have substituted wireless telephone service for their home landline telephones. The responses to these questions are important in assessing questions about the sample frame for telephone surveys and have been reported at many professional conferences. Health surveys conducted by telephone may not include wireless telephone numbers or may not include enough wireless numbers to adequately represent the cell-only population. These cell phone questions will help researchers understand who is cell-only and whether their exclusion from telephone surveys will bias the results.

Instructions

Number of questions in the **Sample Adult** section: 4

Number of questions in the **Sample Child** section: 2

When asking the question about whether there is at least one phone inside the home that is currently working and is not a cell phone, include Magic Jack, VOIP, internet phones, etc. If a phone is connected to it and is currently working, the respondent should answer "Yes" to this question. We treat all of these just as we do landlines. Google Voice is a service that provides a single phone number that then rings one or more other telephone devices, or it rings nothing, but it collects voice mail messages that are then delivered to e-mail. We are interested in the devices, not the service. So, if Google Voice rings a working telephone inside the home that is not a cell phone, then the respondent should answer "Yes." If Google Voice only rings a cell phone and there is no other working telephone inside the home, then the respondent should answer "No." You may need to probe a bit in these situations.

In addition, the NCHS is considering several different random digit dialing (RDD) telephone surveys to augment the NHIS. To properly weight the RDD data, NCHS needs to know the number of NHIS sample units with a telephone, with access to a telephone, and with loss of telephone service for extended periods in the past 12 months. The telephone number given can be either landline or cell.

Two questions, TELCURWRK_A/_C and PHONELIVE_A/_C, are family-level questions. They will only need to be asked in the Sample Adult module or Sample Child module, but not both, if the Sample Adult and Sample Child are in the same family.

You will be prompted to ask the family-level Telephone Use questions in both the Sample Adult module and Sample Child module if:

- The Sample Adult and Sample Child have *not* been reported as being in the same family
- The Sample Adult and Sample Child have been reported as being in the same family, the Sample Adult module is asked first, TELCURWRK_A was don't know or refused, and the Sample Adult respondent is a different person than the Sample Child respondent.
- Or vice versa, the Sample Adult and Sample Child have been reported as being in the same family, the Sample Child module is asked first, TELCURWRK_C was don't know or refused, and the Sample Adult respondent is a different person than the Sample Child respondent.

Adult and Child Linkage (LNK)

Section Type: Core

Purpose and Description

The purpose of the questions about linkage is to collect information about the Sample Adult and Sample Child that will help us to match our survey data with certain statistical records maintained by other government agencies. This allows us to conduct additional research without asking further questions. The Linkage sections are the final sections in the Sample Adult and Sample Child sections.

NHIS data have been linked with health-related records of government agencies such as the Centers for Medicare and Medicaid Services and the Social Security Administration. NHIS data have also been linked with death certificate data stored in the National Death Index (NDI). The NDI is a database of death certificate information provided to NCHS by State offices.

All personal identifying information is removed from the linked data files. NCHS does not link to immigration records, IRS data, or private health insurance companies.

In these sections, you will ask for the last four digits of the social security number for all Sample Adults and Sample Children. For Sample Adults who have been recorded as having Medicare insurance coverage, you will ask for the last four characters of their Medicare or health insurance claim number.

If the Sample Adult respondent refuses to provide the last four digits of the social security number, you will still attempt to ask for the Medicare number information. If this is also refused, you will ask if we may try to link our survey data without this information.

If the Sample Child respondent refuses to provide the last four digits of the social security number, you will ask if we may try to link the Sample Child's survey data without this information.

At the end of the Sample Child Linkage section, you will also collect the first and last names of the Sample Child respondent. This information is collected in case we need to get back in touch with the Sample Child respondent.

[Instructions](#)

Number of questions in the **Sample Adult** section: 3

Number of questions in the **Sample Child** section: 4

It is required by the sponsor of the survey that the entire text of the linkage and Social Security questions be read. If you are asked for the legal authority for permission to collect information such as the last four digits of a Social Security Number, cite the title and section of the United States Code as printed on the screen.

If the number given has more than four digits, record only the last four digits. Do not record alphabetic prefixes or suffixes. Enter "N" if the person does not have a Social Security number.

Be sure to utilize the help screens in this section for some examples of possible research studies using NHIS data together with other health-related records or the NDI.

Adult and Child Thanks (THX)

Section Type: Core

[Purpose and Description](#)

The purpose of the THANKS_A and THANKS_C screens is to thank the respondent for answering the questions in the Sample Adult and the Sample Child interviews, respectively. Also, in the Child Thanks section, you will ask for or verify the full name of the Sample Child respondent.

[Instructions](#)

Number of questions in the **Sample Adult** section: 1

Number of questions in the **Sample Child** section: 3

At the THANKS_A screen, after completing the Sample Adult interview, if there is still a Sample Child interview to complete, ask for the appropriate person to respond to the Sample Child interview.

At the THANKS_C screen, after completing the Sample Child interview, if there is still a Sample Adult interview to complete, ask for the appropriate person to respond to the Sample Adult interview.

Section 2. Questions Asked Only of the Sample Adult

2.1 Verification and Health Status

Adult (LSF) Life Satisfaction

Section Type: Sponsored Content

[Purpose and Description](#)

The item on life satisfaction will be used as one of the Healthy People 2030 Overall Health and Well-being Measures which are broad, global outcome measures of overall health and well-being intended to assess the Healthy People 2030 Vision. Research has linked life satisfaction not only with physical and mental health but also to broader measures of well-being including school engagement and academic achievement.

[Instructions](#)

Number of questions in the **Sample Adult** section: 1

This item asks the respondent to choose from four categories ranging from very satisfied to very dissatisfied.

2.2 Chronic Conditions

Adult Hypertension (HYP)

Section Type: Annual Core

[Purpose and Description](#)

The purpose of the Hypertension section is to collect information on Sample Adults that have hypertension/high blood pressure. You will ask if the Sample Adult has ever been told by a doctor or other health professional that they had hypertension, and if so, if they were told on two or more different visits they had hypertension, if they had

hypertension in the past 12 months, and if they are now taking medication prescribed by a doctor for high blood pressure.

Instructions

Number of questions in this section: 4

When asking about hypertension, remember to only include reports of hypertension/high blood pressure that were diagnosed by a doctor or other health care professional. Do not include home blood pressure testing or testing by a machine in the mall or other commercial establishment. For these questions, if the respondent is taking medication to control his/her high blood pressure or high cholesterol, answer “Yes.”

Important Terms

Hypertension, also called high blood pressure, is elevated blood pressure resulting from an increase in the amount of blood pumped by the heart or from increased resistance to the flow of blood through the small arterial blood vessels (arterioles).

Adult Cholesterol (CHL)

Section Type: Annual Core

Purpose and Description

The purpose of the questions about Cholesterol is to address the CDC ABCs of Heart Disease and Stroke Prevention initiative to focus on cholesterol control (the “C” in ABCs). These questions are sponsored by the National Center for Health Statistics. These questions ask if the Sample Adult has ever been diagnosed with high cholesterol, had high cholesterol in the past 12 months, and is taking medication to lower their high cholesterol.

Instructions

Number of questions in this section: 3

If the respondent is taking medication to control his/her high cholesterol, answer “Yes” to the questions.

Adult Cardiovascular Conditions (CVC)

Section Type: Annual Core

Purpose and Description

The purpose of the questions about cardiovascular conditions is to address the CDC ABCs of Heart Disease and Stroke Prevention initiative. These questions are sponsored

by the National Center for Health Statistics. The questions asked in the CVC section refer to the Sample Adult's entire life by asking if the Sample Adult EVER had Coronary heart disease, Angina, a heart attack, or a stroke.

Number of Questions

Number of questions in this section: 4

Important Terms

Coronary heart disease, also known as coronary artery disease, is a disease in which a waxy substance called plaque builds up inside the coronary arteries. The buildup of plaque occurs over many years.

Angina/angina pectoris is chest pain or discomfort that occurs if an area of your heart muscle doesn't get enough oxygen-rich blood.

Heart attack/myocardial infarction happens when the flow of oxygen-rich blood to a section of heart muscle suddenly becomes blocked and the heart cannot get oxygen.

A **Stroke** is a cerebral hemorrhage or embolism of the cerebral blood vessels.

Adult Cancer (CAN)

Section Type: Core

Purpose and Description

The cancer section is sponsored by the National Center for Chronic Disease Prevention and Health Promotion (NCCDPHP, CDC) and the National Cancer Institute (NCI, NIH). The purpose of these questions is to determine if the Sample Adult has ever had cancer and if so what kind(s) of cancer. These questions are a part of the annual core and will be asked every year. For many cancers, adopting protective behaviors and undergoing regular cancer screening examinations and tests are the best tools we have for reducing the burden of cancer through prevention and early detection. The cancer questions measure the Healthy People 2030 objectives.

Instructions

Number of questions in this section: 8

Some of the questions in the Cancer section are dependent upon the answers to the first question in this section. You may notice specifically, that if the Sample Adult indicates he or she has cancer, this triggers a series of questions about kinds of cancer

and the age when cancer was first diagnosed. You may enter up to 3 types of cancer and the age when each kind was first diagnosed.

Important Terms

Cancer is a term for diseases in which abnormal cells divide without control. Cancer cells can invade nearby tissue and can spread through the bloodstream and lymphatic system to other parts of the body.

Malignancy is a term for diseases in which abnormal cells divide without control and can invade nearby tissues. Malignant cells can also spread to other parts of the body through the blood and lymph systems.

Melanoma is the most deadly form of skin cancer. It can be caused by too much exposure to ultraviolet (UV) rays from sun or sources such as indoor tanning.

Lymphoma is a general term for a group of cancers that originate in the lymph system (the tissues and organs that produce, store, and carry white blood cells that fight infections and other diseases).

Leukemia is a cancer of the bone marrow (the soft, sponge-like tissue in the center of most bones that makes blood cells) and blood.

Adult Other Chronic Conditions (CON)

Section Type: Annual Core

Purpose and Description

The purpose of the questions about other chronic conditions is to record if the Sample Adult has ever in his or her entire life been told by a doctor or other health professional that they have (been diagnosed with) any of the following conditions: chronic obstructive pulmonary disease (COPD), arthritis, dementia, including Alzheimer's disease, anxiety disorder, or depression.

The CON section focuses on if the Sample Adult has ever been told by a doctor or other health professional that he or she had (or had a form of) COPD, arthritis, dementia, anxiety disorder, or depression.

Number of Questions

Number of questions in this section: 5

Important Terms

Chronic Obstructive Pulmonary Disease, or **COPD**, refers to a group of diseases that cause airflow blockage and breathing-related problems. It includes emphysema, chronic bronchitis, and in some cases asthma.

Emphysema is an abnormal enlargement or distension of the air sacs of the lungs, causing difficulty in breathing. Usually chronic and progressive, the condition is associated with heredity, smoking, and long-standing respiratory ailments such as chronic bronchitis.

Chronic bronchitis is a lung condition that develops over time in which the bronchi (large air passages that lead to the lungs) become inflamed and scarred. This causes the bronchi to make large amounts of mucus and can lead to a chronic cough and breathing problems. The most common cause of chronic bronchitis is cigarette smoking.

Arthritis is an inflammation of one or more joints of the body, usually producing pain, redness, and stiffness.

Rheumatoid arthritis (RA) is an autoimmune and inflammatory disease, which means that your immune system attacks healthy cells in your body by mistake, causing inflammation (painful swelling) in the affected parts of the body. RA mainly attacks the joints, usually many joints at once.

Gout is a form of arthritis that causes painful and stiff joints. It is caused by a buildup of crystals made of a substance called uric acid in your joints and kidneys. It usually affects one joint at a time (often the big toe joint).

Lupus is a chronic, autoimmune disease in which the immune system attacks healthy cells and tissues by mistake and that can potentially damage many parts of the body.

Fibromyalgia is a condition that causes pain all over the body (also referred to as widespread pain), sleep problems, fatigue, and often emotional and mental distress.

Dementia is the loss of cognitive functioning—thinking, remembering, and reasoning—and behavioral abilities to such an extent that it interferes with a person's daily life and activities.

Alzheimer's disease is an irreversible, progressive brain disorder that slowly destroys memory and thinking skills and, eventually, the ability to carry out the simplest tasks.

Anxiety disorders differ from normal feelings of nervousness or anxiousness and involve excessive fear or anxiety.

Types of depression include persistent depressive disorder, postpartum depression, psychotic depression, seasonal affective disorder, and bipolar disorder. Depression (major depressive disorder or clinical depression) is a common but serious mood disorder. It causes severe symptoms that affect how you feel, think, and handle daily activities, such as sleeping, eating, or working.

Adult Rotating Conditions (RCN)

Section Type: Rotating Core

Purpose and Description

The purpose of the rotating conditions questions is to record whether Sample Adults have ever been told by a doctor or other health professional that they had weak or failing kidneys, hepatitis, cirrhosis or any other type of long-term liver condition.

Instructions

Number of questions in the section: 3

When asking if the Sample Adult has ever been told that he or she has weak or failing kidneys, do not include kidney stones, bladder infections, or incontinence.

Important Terms

Cirrhosis is a condition in which your liver is scarred and permanently damaged. Scar tissue replaces healthy liver tissue and prevents your liver from working normally. As cirrhosis gets worse, your liver begins to fail. Causes of cirrhosis include alcoholic liver disease, nonalcoholic fatty liver disease, chronic hepatitis C, and chronic hepatitis B.

Hepatitis is an inflammation of the liver that can cause a range of health problems and can be fatal. There are five main strains of the hepatitis virus, referred to as types A, B, C, D and E. Hepatitis can be an acute (short-term) infection or a chronic (long-term) infection.

Adult Sponsored Conditions - Ever (SCE)

Section Type: Sponsored Content

Purpose and Description

The three sponsored conditions items are sponsored by the National Center for Chronic Disease Prevention and Health Promotion/Division of Population Health (NCCDPHP/DPH). The purpose of these questions is to determine whether the Sample Adult has ever been told by a doctor or other health professional that they had:

- Crohn's Disease

- Ulcerative Colitis
- Psoriasis

[Number of Questions](#)

Number of questions in this section: 3

[Important Terms](#)

Crohn's Disease is a type of Inflammatory Bowel Disease (IBD) that causes chronic inflammation of the gastrointestinal tract.

Ulcerative Colitis is a chronic disease of the large intestine, in which the lining of the colon becomes inflamed and develops tiny open sores, or ulcers.

Psoriasis is a chronic autoimmune skin disease that speeds up the growth cycle of skin cells.

Adult Chronic Fatigue (CFS)

Section Type: Sponsored Content

[Purpose and Description](#)

The purpose of the questions is to record whether Sample Adults have ever been told by a doctor or other health professional that they had Chronic Fatigue Syndrome (CFS) or Myalgic Encephalomyelitis (ME), and if so, whether they still have Chronic Fatigue Syndrome (CFS) or ME.

[Number of Questions](#)

Number of questions in this section: 2

[Important Terms](#)

Myalgic Encephalomyelitis/Chronic Fatigue Syndrome (ME/CFS) is a disabling and complex illness. People with ME/CFS are often not able to do their usual activities. At times, ME/CFS may confine them to bed. People with ME/CFS have overwhelming fatigue that is not improved by rest. ME/CFS may get worse after any activity, whether it is physical or mental.

Adult Immunosuppression (ISN)

Section Type: Sponsored Content

Purpose and Description

The purpose of the Immunosuppression questions is to record whether Sample Adults have taken prescription medication or had any medical treatments that a doctor or other health professional told them would weaken their immune system during the past 12 months. Next, Sample Adults are asked if they currently have a health condition that a doctor or other health professional told them weakens the immune system, even without related medications or treatments if they have taken them in the past 12 months.

Instructions

Number of questions in this section: 2

Examples of prescription medication that weaken the immune system include steroid or corticosteroid pills, such as prednisone, or other oral or injected medications for treating many types of autoimmune conditions or certain cancers.

Examples of health conditions that weaken the immune system include certain kinds of leukemia, lymphoma, or HIV infection.

Adult Fatigue (FGE)

Section Type: Rotating Core

Purpose and Description

Fatigue can be both chronic and acute and can contribute to health problems such as heart disease and digestive issues. The purpose of these questions about fatigue is to determine how often the respondent felt very tired or exhausted in the past three months (never, some days, most days, or every day). We also ask how long their tiredness lasted (some of the day, most of the day, all of the day) and the level of their tiredness (a little, a lot, or somewhere in between a little and a lot).

Instructions

Number of questions in this section: 3

Adult Lung Cancer Screening (LCS)

Section Type: Sponsored Content

Purpose and Description

The purpose of the questions about lung cancer screening is to determine whether adults ages 40 and over have ever had a CT scan of their chest area, and if so when their most recent CT scan of their chest area occurred and whether the scan was done to check or screen for lung cancer, rather than for some other reason.

Instructions

Number of questions in this section: 3

When asking if the Sample Adult has ever had a CT scan of their chest area, the question CTSCANEV1_A explains that “During this test, you are lying down and moved through a donut-shaped x-ray machine while holding your breath.

Important Terms

Computed tomography, or CT, scans are medical imaging tests that use ionizing radiation to create cross-sectional (slices) pictures inside selected areas of the body from different angles. The images can show internal organs, blood vessels, soft tissues, and bones. CT scans combine a series of x-ray (radiography) images into a three-dimensional picture.

2.3 Limitations, Difficulties, Disability

Adult Social Functioning (SOC)

Section Type: Core

Purpose and Description

The purpose of the questions about social functioning is to determine how much difficulty the Sample Adult may have doing certain activities because of a physical, mental, or emotional condition, such as doing errands and participating in social activities.

Instructions

Number of questions in this section: 3

When asking about limitations in the kind or amount of work the Sample Adult can do because of a physical, mental, or emotional problem include paid work, volunteer work, school work, and homework.

Adult Age of Disability Onset (ADO)

Section Type: Sponsored Content

Purpose and Description

This section is asked for Sample Adults aged 22 or older who said they had a lot of difficulty or could not do the following activities at all: Walking or climbing stairs, communicating, remembering, or concentrating, self-care, or doing errands alone. The one question in this section asks if the Sample Adult's difficulty or difficulties began before age 22.

Number of Questions

Number of questions in this section: 1

Adult Taste and Smell - COVID (TSC)

Section Type: Sponsored Content

Purpose and Description

These items on taste and smell are sponsored by National Institute on Deafness and Other Communication Disorders (NIDCD). Evidence suggests that smell and taste disorders may be associated with COVID-19, so questions will be asked of adults with a positive diagnosis or test result.

Sample Adults with a positive coronavirus diagnosis or test result will be asked if their coronavirus symptoms included losing their sense of smell or having distortions, or smelling odors that were not there, or having some strong odors smell differently from how they usually smell. If they lost some or all of their sense of smell or smelled odors that weren't there or some strong odors smelled differently, they will be asked if their sense of smell has fully recovered, partially recovered, or not recovered at all.

Sample Adults with a positive coronavirus diagnosis or test result will also be asked if their coronavirus symptoms included losing the ability to taste or having unwanted tastes or sensations in their mouth that did not go away. If so, they will be asked if their ability to taste has fully recovered, partially recovered or not recovered at all.

Number of Questions

Number of questions in this section: 5

2.4 Utilization

Adult Internet Access and Health Information Technology (HIT)

Section Type: Emerging Content

Purpose and Description

The purpose of these questions is to determine whether the Sample Adult has access to the Internet, and if so, whether they have access from their home. Three additional questions ask whether the Sample Adult has used the internet during the past 12 months for the following reasons:

- To look for health or medical information
- To communicate with a doctor or doctor's office
- To look up medical test results

Instructions

Number of questions in this section: 5

When asking the Sample Adult whether they have used the internet during the past 12 months for any of the reasons mentioned above, include Internet and data use through a computer, tablet, smartphone, or other electronic device.

Adult Transportation Barriers to Care (TBH)

Section Type: Emerging Content

Purpose and Description

Lack of transportation especially among lower income, uninsured and elderly people has led to difficulty with accessing health care. The purpose of the Transportation Barriers to Care question is to ask about an additional nonfinancial barrier people may face in accessing healthcare. Sample Adults are asked if, during the past 12 months, a lack of reliable transportation kept them from medical appointments, meetings, work, or from getting things they needed for daily living.

Number of Questions

Number of questions in this section: 1

2.5 Mental Health

Adult Serious Psychological Distress (SPD)

Section Type: Rotating Core

Purpose and Description

This section asks the Sample Adult about feelings he or she may have experienced over the past 30 days, such as feeling so sad nothing could cheer you up, nervous, restless or fidgety, hopeless, that everything was an effort, and worthless.

[Instructions](#)

Number of questions in this section: 6

Each of the questions in this section has answer choices of all of the time, most of the time, some of the time, a little of the time, or none of the time.

Adult Social Support and Loneliness (SSL)

Section Type: Sponsored Content

[Purpose and Description](#)

The importance of social support, especially in the face of adversity, has been widely recognized. The inclusion of questions about social support and loneliness on the NHIS allows for the generation of adult prevalence estimates in the U.S. population and may provide insight into potential disparities. With this information collected annually, we will be able to track progress on national health objectives and perform analyses among groups at high-risk for social isolation (e.g., the elderly, individuals with disability).

This section asks the Sample Adult how often they get the social and emotional support they need and how often they feel lonely.

[Instructions](#)

Number of questions in this section: 2

Both of the questions in this section have answer choices of always, usually, sometimes, rarely, or never.

2.6 Injury

Adult Repetitive Strain Injury (REP)

Section Type: Rotating Core

[Purpose and Description](#)

The purpose of the repetitive strain injury questions is to determine how prolonged activities that cause inflammation to soft tissues may impact the respondent. We ask if they have had any injuries of this type in the past three months and whether the injury(s) caused limitations of usual activities for at least 24 hours. If the injury(s) caused limitations for at least 24 hours after the injury occurred, we ask if they saw or talked to a doctor or other health professional, the number of days of work missed, changes to work activities, whether the respondent had to stop or change jobs, and whether they were ever told their injuries were likely to be work-related.

Examples of repetitive strain injuries include carpal tunnel syndrome, tennis elbow, or tendonitis.

[Number of Questions](#)

Number of questions in this section: 8

2.7 Health Behaviors

Adult Alcohol Use (ALC)

Section Type: Rotating Core

[Purpose and Description](#)

The purpose of the questions about alcohol use is to determine the frequency and quantity of drinking and whether a doctor advised the Sample Adult to modify their alcohol use.

You will ask the Sample Adult if he or she has ever had 1 drink in his or her lifetime, and if so, ask about the Sample Adult's frequency of alcohol use in the past 12 months, including the average quantity of drinks had on days they drank. Sample Adults reporting having zero drinks in the past year will be asked if they have had at least 12 drinks of any alcoholic beverage in any one year. Next, you will ask the Sample Adult if during the past year they had more than 5 drinks (for males) or more than 4 drinks (for females) in one day, and if so, you will ask about alcohol use in the past 30 days, and whether a doctor or other health professional advised the Sample Adult to modify their alcohol use in the past 12 months.

[Number of Questions](#)

Number of questions in this section: 9

Adult Walking (WLK)

Section Type: Rotating Core

[Purpose and Description](#)

The purpose of the adult walking questions is to determine if the Sample Adult walks for transportation or leisure and the frequency and duration of those walks.

You will ask the Sample Adult if he or she has walked in the past 7 days for transportation, and if so, the number of days he or she walked for transportation, and on average, the length of the walk in hours/minutes. The series of questions is repeated for leisure-time walking.

[Instructions](#)

Number of questions in this section: 10

Adult Perceptions of the Walking Environment (ENV)

Section Type: Sponsored Content

Purpose and Description

The purpose of this section is to determine characteristics of the Sample Adult's neighborhood that make it more or less difficult or appealing to walk there. These questions are sponsored by the National Cancer Institute at the National Institute of Health (NIH), along the National Center for Chronic Disease Prevention and Health Promotion at CDC (NCCDPHP).

You will ask those Sample Adults who reported walking in the past 7 days for transportation or leisure if the walking took place near their home. For all adults, you will ask if there are sidewalks paths or trails near their home, and if there are shops, transit stops, movie theaters, and places of worship that they can walk to. They are also asked if crime, traffic, dogs, or other animals make it unsafe to walk where they live, and whether weather makes it less likely for them to walk. Finally, we ask them how often people are walking in sight of their home.

Instructions

Number of questions in this section: 12

Adult Content of Care – Physical Activity (CPA)

Section Type: Rotating Core

Purpose and Description

Regular physical activity can improve the health and quality of life for people of all ages. Health professionals can play an influential role in encouraging people to exercise. This section asks if the Sample Adult was advised by a doctor or other health professional to increase the amount of physical activity or exercise during the past 12 months.

Instructions

Number of questions in this section: 1

Adult Sun Care and Protection (SUN)

Section Type: Sponsored Content

Purpose and Description

The purpose of the sun protection behavior questions is to determine the sun protection practices in the population. Exposure to the sun's ultraviolet (UV) rays appears to be the most important factor in the development of skin cancer. Thus, skin cancer is largely preventable when sun protection behaviors are consistently used. Like the ENV section that precedes it, these questions are sponsored by the National Cancer

Institute (NCI) at the National Institutes of Health (NIH), along with the National Center for Chronic Disease Prevention and Health Promotion at CDC (NCCDPHP).

The Sample Adult is asked what would happen to their skin if they went out in the sun for one hour after several months of not being in the sun, without sunscreen or protective clothing. The Sample Adult is then asked how often in the past 12 months they tried to get some sun for the purpose of developing a tan. The Sample Adult is also asked if they have been sunburned in the past 12 months. If so, they are asked for the number of times they have had sunburns, followed by whether they were working at their job, trying to get a tan, exercising, spending time in, on, or near the water, such as a pool, lake or ocean, when they got their most recent sunburn. Sample Adults are also asked if they were wearing sunscreen when they got their most recent sunburn.

Finally, Sample Adults who reported having had at least one drink of alcohol in the past 12 months are asked if they were drinking alcohol when they got their most recent sunburn.

Number of Questions

Number of questions in this section: 10

Important Terms

By **sunburn**, we mean when even a small part of your skin turns red or hurts for 12 hours or more.

2.8 Tobacco Usage

Adult Cigarettes and E-Cigarettes with Cigarette History (CIG)

Section Type: Annual Core, Rotating Core and Sponsored Content

Purpose and Description

The purpose of the questions about cigarettes and e-cigarettes is to record information about the Sample Adult's general health behavior or habits. This information helps researchers measure how a person's cigarette habits affect his or her overall health. Sponsored questions for 2024 include items on menthol cigarette smoking and average number of cigarettes/packs smoked. The questions on menthol cigarette smoking are sponsored by the Food and Drug Administration (FDA). Rotating core questions for 2024 include questions on quitting smoking.

You will ask if the Sample Adult ever smoked 100 cigarettes in his or her entire life and, if so, you will ask how old they were when they first started smoking fairly regularly and

ask if they now smoke cigarettes every day, some days or not at all. You will ask current smokers how many cigarettes they now smoke a day. You will ask smokers who report only smoking some days for the number of days they smoked in the past month. If they smoked at least one day, you will ask for the number of cigarettes smoked on those days smoked in the past month.

For all adults who ever smoked 100 cigarettes in their entire life you will ask for the average number of cigarettes they smoked per day over the entire time they have smoked at AVGNUMCIG_A. If desired, the average number can be recorded as average number of packs per day at the AVGPACKCIG_A screen by pressing 'P' at AVGNUMCIG_A.

You will ask current smokers of cigarettes who smoke every day or some days if they usually smoke menthol cigarettes or non-menthol cigarettes, and if they stopped smoking for more than one day during the past 12 months because they were trying to quit smoking. Former smokers will be asked how long it has been since they quit smoking, followed by whether they usually smoked menthol or non-menthol cigarettes during the 12 months before they quit smoking cigarettes. You will also ask for the average number of cigarettes they smoked per day over the entire time they have smoked.

Next, you will ask Sample Adults who are current cigarette smokers or former cigarette smokers who have quit in the past 12 months if a doctor, dentist, or other health professional has advised them about ways to stop smoking or prescribed medication to help them quit in the past 12 months.

Finally, you will ask if the Sample Adult ever used an e-cigarette or other electronic vaping product, even just one time, in his or her entire life, and, if so, if they now use them every day, some days, or not at all.

The Centers for Disease Control and Prevention (CDC) is at the forefront of the nation's efforts to reduce deaths and prevent chronic diseases that result from tobacco use. The agency and its partners promote tobacco control interventions, including actions to prevent youth from starting to use tobacco, smoke-free environments, programs to help tobacco users quit, and steps to eliminate tobacco-related health disparities in different population groups. The NHIS is a critical data source for monitoring these efforts.

[Instructions](#)

Number of questions in this section: 16

Some questions in this section ask about smoking behavior over the course of the Sample Adult's entire life, some ask about the past 30 days, and some ask about now. Be sure the respondent understands the reference periods that are being asked about.

Do not include marijuana use as use of an e-cigarette or other electronic vaping product. The questions about e-cigarette or other electronic vaping products concern electronic vaping products for nicotine use.

[Important Terms](#)

Electronic cigarettes (e-cigarettes) and other **electronic vaping products** include JUULs, vape pens, e-cigars, and others. These products are battery-powered and usually contain nicotine and flavors such as fruit, mint, or candy. E-cigarettes and similar products can be bought as one-time, disposable products, as re-usable kits with a cartridge, or with refillable chambers. These usually contain a liquid, often called an “e-liquid” or “e-juice” in flavors such as fruit, mint, or candy. Popular brands include NJOY, BLU, LOGIC, and VUSE.

Adult Other Tobacco (OTB)

Section Type: Sponsored Content

[Purpose and Description](#)

The purpose of the questions about other tobacco products is similar to the purpose of the Cigarettes and E-cigarettes (CIG) section above in that collecting information about the Sample Adult’s other tobacco habits helps researchers measure how a person’s tobacco habits affect his or her overall health.

You will ask the Sample Adult if he or she has ever smoked a cigar, and if so, if he or she now smokes cigars. If the Sample Adult now smoke cigars, you will ask how many days in the past 30 days he or she has smoked. Finally, you will ask if the Sample Adult has ever used smokeless tobacco, and if so, if he or she now uses smokeless tobacco.

[Instructions](#)

Number of questions in this section: 5

As with the Cigarettes and E-Cigarettes section, in the Other Tobacco section some questions ask about other tobacco behavior over the course of the Sample Adult's entire life, some ask about the past 30 days, and some ask about now. Be sure the respondent understands the reference periods that are being asked about.

When asking if the Sample Adult has ever smoked a regular cigar, cigarillo, or a little filtered cigar even one time, do not include electronic cigars or e-cigars.

When asking the Sample Adult about smokeless tobacco products, do not include nicotine replacement therapy products such as the patch, gum, lozenge, or spray, which are considered smoking cessation treatments.

[Important Terms](#)

Cigarillos are medium cigars that sometimes are sold with plastic or wooden tips. Some common brands are Black and Mild, Swisher Sweets, Dutch Masters and Phillies Blunts. Cigarillos are usually sold individually or in packs of 5 or fewer.

Little filtered cigars look like cigarettes and are usually brown in color. Like cigarettes, little filtered cigars have a spongy filter and are sold in packs of 20. Some common brands are Prime Time and Winchester.

Smokeless tobacco products are placed in the mouth or nose and can include chewing tobacco, snuff, dip, snus (SNOOSE), or dissolvable tobacco.

2.9 Demographics

Adult Marital Status (MAR)

Section Type: Annual Core

[Purpose and Description](#)

The purpose of the questions about marital status is to collect a marital status for the Sample Adult. NHIS estimates relating to health characteristics may differ considerably depending on demographic characteristics, such as marital status. This information is useful to health care providers in developing more specialized care, early detection, prevention, and intervention procedures for some conditions.

In the Marital Status section, you will ask if the Sample Adult is married, living with a partner together as an unmarried couple, or neither. If the Sample Adult is married, there will be follow-up questions to identify if his or her spouse lives in the household, and if so, identify which person on the roster is his or her spouse. If his or her spouse does not live in the household, you will ask if this is due to a legal separation. If the Sample Adult is living with a partner, there will be a follow-up question to identify the person on the roster, if any, as the partner. For both spouses and partners on the roster, there are questions to confirm their gender.

For those Sample Adults that do not identify as married at the beginning of the section, you will ask if he or she has ever been married. And, if he or she has been married before, you will go on to determine if he or she is now widowed, divorced or separated.

[Instructions](#)

Number of questions in this section: 13

The Marital Status section is a family-level section in that the instrument is set up to also collect marital status of all-parents in the family in the Sample Child module via the Child Parent Demographics section (PAR). If the Sample Adult answers questions about his or her marital status in the Child Parent Demographics section first, the Marital Status section will be skipped and no marital status questions would be asked of him or her in the Sample Adult module. Similarly, if the Sample Adult's marital status is determined in the Adult Marital Status section first, and he or she is a parent of the Sample Child, the instrument will not ask for the Sample Adult's marital status in Child Parent Demographic.

It is appropriate to probe in this section when the respondent may have already shared certain information with you. For example, if you ask MARITAL_A, "*Are you now married, living with a partner together as an unmarried couple, or neither?*", and the respondent answers "*I'm married to Henry*", it is appropriate for you to probe at SPOUSWHO_A by saying something like "*And you said Henry is your spouse, correct?*" instead of reading the question as worded "*Which person is your spouse?*"

Important Terms

Cohabitation is a living arrangement in which an unmarried couple lives together in a long-term relationship that resembles a marriage.

Legal separation is a court order that mandates the rights and duties of a couple while they are still married but living apart.

Adult Sexual Orientation (ORN)

Section Type: Annual Core

Purpose and Description

By collecting sexual orientation data on the NHIS, researchers, policy makers, health providers and advocates will be able to identify and address health disparities affecting the Lesbian, Gay, and Bisexual (LGB) community. There are tremendous gaps in information about the health status and health care utilization of LGB persons. Over two dozen Healthy People 2020 objectives on eliminating disparities had no data for this population. These gaps existed because most general health studies did not include questions on sexual orientation and those studies that did were usually targeted to a specific health-related issue or population subgroup. The NHIS first began collecting sexual orientation in 2013.

In the Sexual Orientation (ORN) section you will read an introductory screen to the Sample Adult followed by the sexual orientation question.

Instructions

Number of questions in this section: 2

Some respondents may find the sexual orientation question sensitive. Because of this, it is important that you read this question with the same tone and intonation you would read any other question. It is important to read the questions as worded. Note that “*I don’t know the answer*” is answer category 5 on this screen and you cannot use Ctrl + D here.

The NHIS sexual orientation question asks about only one component of sexual orientation: sexual identity. Sexual attraction, sexual behavior, and sexual identity all make up sexual orientation. The NHIS sexual orientation question does not measure sexual attraction or sexual behavior.

Important Terms

Gay refers to a sexual orientation that describes a person who is emotionally or sexually attracted to people of their own gender; commonly used to describe men.

Lesbian refers to a woman who is emotionally or sexually attracted to other women.

Bisexual refers to a person who is emotionally or sexually attracted to more than one sex or gender.

Sexual attraction refers to a sexual interest in another person based on a combination of factors including a person’s looks, movement, voice, smell, etc. that are appealing to the person attracted. Sexual attraction can also be defined as having sexual feelings towards someone.

Sexual behavior refers to how people behave sexually. That is whether they have sexual partners of the same sex or not. Sexual behavior does not necessarily form a basis for a person’s sexual orientation or sexual attraction.

Sexual identity is how individuals think of themselves. This does not necessarily match their sexual behavior or attraction and may change over time. Sexual orientation can be derived from any of the aspects already mentioned above.

Adult Gender Identity (GNI)

Section Type: Emerging Content

Purpose and Description

The purpose of this section is to get a better understanding about how people's gender impacts their health.

Gender identity will be asked of all Sample Adults following the sexual orientation question(s), with the ability to select more than one answer category. The answer categories are Male, Female, Transgender, Nonbinary, and Another gender.

If Another gender is selected at the Gender Identity question, a verbatim specify field will follow to collect the term the Sample Adult uses to describe their gender.

Number of Questions

Number of questions in this section: 2

Important Terms

Gender Identity refers to one's internal understanding of one's own gender, or the gender with which a person identifies.

Transgender is an umbrella term for people whose gender identity and/or expression (masculine, feminine, other) is different from their sex (male, female) at birth.

Nonbinary is an umbrella term for gender identities that lie outside the gender binary, the idea that there are only two genders, male and female. Nonbinary can also be defined as individuals who do not identify their gender as male or female.

Adult Veteran Status (VET)

Section Type: Annual Core

Purpose and Description

The purpose of the questions about veteran status is to collect information on if the Sample Adult was ever active duty military and the nature of his or her service (Reserves, National Guard, and service abroad). The well-being of military personnel and their families is a topic of growing concern in public health. Military veterans in the U.S. are acknowledged to have a range of both unique and complex health care needs. Our NHIS data has shown that veterans overall, and specifically veterans ages 45 to 54, are more likely to report poor health compared to non-veterans the same age. Many veterans also have health care options (such as TRICARE and VA health services) not available to their civilian counterparts with no history of military duty.

In addition to questions on military service, the Veteran Status section also has questions on if the Sample Adult has a VA service-connected disability rating and if he or she has received any care at a Veteran's Health Administration facility in the past 12

months. You may also ask Veterans if they have ever enrolled in or used VA health care (if not previously reported in the survey's health insurance section). Veterans who have access to the VA are different in terms of disability, income and other factors. It is important to capture this information as it can be used by researchers to investigate how to improve health care access for veterans, and also investigate whether there are disparities in care and health for veterans.

[Number of Questions](#)

Number of questions in this section: 6

[Important Terms](#)

A **Veteran** is someone who has served in the past on active duty in the armed forces.

Active duty in the Armed Forces means full-time, current active duty in the United States Army, Navy, Air Force, Marine Corps, or Coast Guard. Included in "active duty" is the six-month period a person may serve in connection with the provisions of the Reserve Forces Act of 1955 and cadets appointed to one of the military academies such as West Point, the Naval Academy, and the like.

Persons in the **Reserves or National Guard** are not full-time active duty military personnel, although they can be deployed at any time should the need arise. Each branch of the military has a reserve component. The purpose of the **Reserve** is to provide and maintain trained units and qualified persons to be available for active duty in the armed forces when needed, such as in times of war, national emergency, or threats to national security. The **National Guard** consists of the Army National Guard and the Air Force's Air National Guard. National Guard members are given Veteran status if they have served for 30 consecutive days in a war zone.

Disability compensation is a monetary benefit paid to Veterans who are determined by VA to be disabled by an injury or illness that was incurred or aggravated during active military service. These disabilities are considered to be service connected. A **service-connected disability rating** is a rating used to determine compensation payments and access to certain other benefits. The VA takes each individual injury or illness into consideration and gives it a numerical disability rating from 0 to 100 percent.

VA (Department of Veterans Affairs) provides medical assistance to veterans of the Armed Forces, particularly those with service-connected ailments.

Veterans Health Administration facilities include VA hospitals, VA medical centers, VA outpatient clinics, and VA nursing homes.

Adult Language Spoken at Home (LNG)

Section Type: Emerging Content

Purpose and Description

In the Adult Language Spoken at Home (LNG) section, the Sample Adult will be asked if they speak a language other than English at home. If so, the Sample Adult will be asked which other language they speak most often at home.

Sample Adults who speak a language other than English at home are asked three additional questions. You will ask the Sample Adult which language they use most often, English or another language, when they:

- Watch television, read news online or in print, or listen to the radio
- See a doctor or other health professional
- Participate in social activities, such as visiting friends, attending clubs and meetings, or going to parties

The Sample Adult is only asked about which language they use when participating in social activities if they did not answer “Cannot do at all” or Don’t Know or Refused to the question in the Adult Social Functioning (SOC) section, asking if they have difficulty participating in social activities such as visiting friends, attending clubs and meetings, or going to parties.

Instructions

If the interview is being conducted in a language other than English, do not read the question text for the first screen in this section, LANGHM_A, and enter “1” for Yes. Then, at the follow-up screen LANGSPEC_A, do not read the question and enter the other language using the language look-up table.

For instances where the language spoken at home is not listed in the look-up table, start typing “Other” and select “Other, specify” to enter the language spoken most often at home at the following screen LANGSPECSP_A.

Number of questions in this section: 6

2.10 Employment and Other Activities

Adult Employment (EMP and EMD)

Section Type: Annual Core (EMP) and Rotating Core (EMD)

Purpose and Description

The purpose of the questions about employment is to gather detailed employment status for the Sample Adult, such as if he or she was working last week, the hours he or

she worked, and if paid sick leave and health insurance are offered. This information, when combined with the health data obtained in other parts of this survey, will provide statistics on the characteristics of people with and without health problems. These data will also enable analysts to compare the health status and use of health services among those with different employment, access to healthcare through work, paid sick leave, etc.

For 2024, rotating core questions will gather detailed information on the type of business or industry in which the Sample Adult works, the duties performed on the job, and whether the Sample Adult supervises other employees. Four of these questions collect verbatim information about the job worked last week (or in the past 12 months).

Instructions

Number of questions in EMP: 9

Number of questions in EMD: 6

If having to ask EMPWHYNOT_A, “*What is the MAIN reason you were not working for pay at a job or business last week?*” it is important that you listen carefully to the response the Sample Adult gives and select the appropriate answer category from the screen. If the respondent’s answer doesn’t clearly fit into one of the provided answer categories, probe to determine the best fit.

The Sample Adult should not include paid family, maternity or paternity leave when reporting how many days of work he or she missed because of illness, injury, or disability in the past 12 months.

Adult Volunteer Activities (VOL)

Section Type: Emerging Content

Purpose and Description

The purpose of these questions is to ask the Sample Adult if they have spent any time volunteering for any organization or association during the past 12 months. If they respond “No” or “Don’t Know”, a follow-up question will be asked, reminding the Sample Adult that some people don’t think of activities they do infrequently or for children’s schools or youth organizations as volunteer activities, and asking if they have done any of these types of activities during the past 12 months.

Number of questions

Number of questions in this section: 2

Adult Civic Engagement (CIV)

Section Type: Emerging Content

Purpose and Description

This section asks Sample Adults if they have done the following activities during the past 12 months:

- Attend a public meeting, such as a zoning or school board meeting, that discussed a local issue.
- Vote in the last local elections, such as for mayor, councilmembers, or school board.

Number of questions

Number of questions in this section: 2

2.11 Housing

Adult Housing Costs (SDH)

Section Type: Emerging Content

Purpose and Description

The purpose of this question is to ask the Sample Adult if there was a time when they were not able to pay their mortgage, rent, or utility bills.

Number of questions

Number of questions in this section: 1

Section 3. Questions Asked Only of the Sample Child

3.1 Limitations, Difficulties, Disability

Child Developmental and Learning Disabilities (DLD)

Section Type: Annual Core

Purpose and Description

The purpose of the questions about developmental and learning disabilities is to determine if the Sample Child currently has, or has ever had, Attention-Deficit/Hyperactivity Disorder, an intellectual disability, Autism or Autism spectrum disorder related conditions, any other developmental delay, or a learning disability.

Questions in this section will be asked in pairs. First, you will ask if a doctor or other health professional has ever said that the Sample Child has the listed disability. If the answer is yes, you will then ask if the Sample Child currently has the disability.

Sample Children ages 2 to 17 will be asked about Attention-Deficit/Hyperactivity Disorder, Autism or Autism spectrum disorder related conditions, and learning disabilities. All Sample Children, ages 0 to 17, will be asked about intellectual disabilities and other developmental delays.

[Number of Questions](#)

Number of questions in this section: 10

3.2 Mental Health

Child Behavior (BEH)

Section Type: Core

[Purpose and Description](#)

The purpose of the questions about behavior is to determine whether, compared to children of a similar age, Sample Children have difficulty playing and controlling emotions. We also ask to what degree children have difficulty concentrating on activities, making friends, and accepting changes to their routine. These items give information about a child's behavior, emotions, and activities.

The Behavior section is asked for Sample Children ages 2 to 17. There are two different sets of questions that you will ask depending on the child's age.

Two questions are asked for Sample Children ages 2 to 4. First, you will ask if compared with children the same age, the Sample Child has difficulty playing. Then, you will ask how often the Sample Child kicks, bites, or hits other children or adults.

Four questions are asked for Sample Children 5 to 17. The questions ask how much difficulty the Sample Child has with any of the following:

- Controlling his/her behavior
- Concentrating on an activity that he/she enjoys
- Accepting changes in his/her routine
- Making friends

[Number of Questions](#)

Number of questions in this section: 6

3.3 Child Well-Being

Child Baby Pediatric Symptom Checklist (BSC)

Section Type: Core

Purpose and Description

The Baby Pediatric Symptom Checklist is a 13-item screening questionnaire designed to collect information on the early social and emotional development of young children, aged 0 to 2. The questions were designed to help us better capture the link between a child's early development and their physical and mental health. These questions are also part of the larger Survey of Wellbeing of Young Children, a screening instrument designed for use in pediatric care settings.

All of the questions ask about the Sample Child's behavior and ask the respondent to answer to what degree each statement applies to the child. For each statement, there are three possible answers: not at all, somewhat, or very much.

Number of Questions

Number of questions in this section: 13

3.4 Health Care Access and Utilization

COVID-19 Vaccination (CVV)

Section Type: Sponsored Content

Purpose and Description

This section asks for all Sample Children ages 0-17 if they have received at least one dose of a COVID-19 vaccination, the number of vaccinations received, and the month and year of most recent COVID-19 vaccination. For Sample Children ages 0-4, an additional question asks for the brand of COVID-19 vaccine received by the Sample Child. If more than one COVID-19 vaccination was received, the question asks for the brand of the first shot the Sample Child received.

Number of Questions

Number of questions in this section: 5

3.5 Health Behaviors

Child Neighborhood Characteristics (NHC)

Section Type: Rotating Core

Purpose and Description

The purpose of these questions is to find out whether Sample Children ages 6 to 17 have access to a safe environment for walking or riding a bicycle in their neighborhood. Questions ask if there are roads, sidewalks, paths or trails where the Sample Child can walk or ride their bicycle, whether there are parks or playgrounds close enough for the Sample Child to walk or bike to, and whether traffic or crime make it unsafe to walk or ride a bicycle, even with an adult present.

Instructions

Number of questions in this section: 4

The questions in this section are about where the Sample Child lives. By where the Sample Child lives, the questions are referring to his or her neighborhood or near his or her home.

Child Screen Time (SCR)

Section Type: Rotating Core

Purpose and Description

Health professionals and experts in child development have recommendations for the amount of time children are exposed to screens. We include one question for children ages 0 to 17 that asks if on most weekdays, the Sample Child spends more than 2 hours a day in front of a TV, computer, cellphone, or other electronic device watching programs, playing games, accessing the internet, or using social media.

Instructions

Number of questions in this section: 1

The respondent should not include time spent doing schoolwork when considering time that the Sample Child spends in front of electronic devices.

3.6 Demographics and Other

Child Parent Demographics (PAR)

Section Type: Core

Purpose and Description

The purpose of the questions about the parent's demographics is to determine the exact relationships of non-foster parents to the Sample Child, the marital and cohabitation statuses of all parents of the Sample Child, and the nativity of all parents of the Sample Child.

Questions in the PAR section can be asked of a maximum of four parents of the Sample Child. These parents have been identified in the Roster section, or in the Sample Child Verification Section.

You will ask for the specific relationship to the Sample Child for each parent who has not been identified as a foster parent. The relationship categories for this question are biological parent, adoptive parent, step parent, or other parent.

You will ask questions about marital status and cohabitation for all parents of the Sample Child, including foster parents. If one of the parents is also the Sample Adult, you may have already collected his or her marital and cohabitation status in the Sample Adult Marital Status section. If one of the parents is married to the Sample Adult, or living with the Sample Adult as a partner or unmarried couple, you may also have already determined this information in the Sample Adult Marital Status section. In these situations, you will generally not be prompted to ask marital and cohabitation status questions that have already been answered in the Sample Adult Section.

The exception being, if all of the following conditions are met:

- The Sample Adult is a parent of the Sample Child
- The Sample Adult respondent is NOT the same person as the Sample Child respondent
- The Sample Adult respondent has answered don't know or refused to all of the questions in the Sample Adult Marital Status section

In the above situations, you will have the chance to ask the new respondent for the Sample Adult's marital and cohabitation status.

If a parent of the Sample Child has been identified as the unmarried partner of the Sample Adult in the Sample Adult Marital Status section, the instrument will retain this information and you will not ask for that parent's marital status. Instead, you will skip directly to the related follow up questions for partners/unmarried couples.

After you have identified the marital status of the Sample Child's parent, you will ask follow up questions depending on whether the parent is married, living with a partner together as an unmarried couple, or neither.

Married parents may be asked about some of these topics:

- If their spouse lives in the household
- Who their spouse is on the household roster
- To verify their own sex and their spouse's sex, previously collected in the Roster or Sample Adult Verification sections
- To correct either sex if necessary
- If they are legally separated

Parents living with a partner maybe be asked about some of these topics:

- Who their partner is on the household roster
- To verify their own sex and their partner's sex, previously collected in the Roster or Sample Adult Verification sections
- To correct either sex if necessary
- If they have ever been married
- If they are widowed, divorced, or separated
- Current legal marital status

Parents who are neither married or living with a partner may be asked about some of these topics:

- If they have ever been married
- If they are widowed, divorced, or separated
- Current legal marital status

Lastly, the Parent Demographics section asks whether each parent of the Sample Child was born in the U.S. or in a U.S. territory. If the Sample Adult is a parent of the Sample Child and has already answered this question in the Sample Adult Nativity section, you will not be prompted to ask him or her again in this section.

[Instructions](#)

Number of questions in this section: 18

As you ask about each parent, you may find that they are married to or partners with other parents in the household. The instrument will be able to take this information and record it for those parents and you will not need to ask about them directly. As an example, if Dad reports that he is married to Mom, the instrument will remember that Mom is married and will not prompt you to ask for her marital status.

[Important Terms](#)

See [Sample Adult Marital Status](#)

PART E. CONTACT HISTORY INSTRUMENT

Section 1. Introduction to the Contact History Instrument (CHI)

1.1 Introduction

This chapter provides information on the Contact History Instrument (CHI), pronounced “KI,” and its different modules used by Field Representatives to manage survey assignments in the field. These modules are: Household-level CHI (simply referred to as “CHI”) and Person-level CHI (pCHI). Each of these modules is discussed later in this manual.

The CHI was developed to capture details of **all** contact attempts made on a household. This means each time an **attempt** to make contact **or** contact is **made** with a household, information is entered into the CHI. The CHI is launched automatically when you exit the instrument, or you can enter CHI through Mobile Case Management (MCM).

1.2 Benefits of CHI

There are many benefits to utilizing CHI, including:

- CHI is a tool you can use to help track and manage your caseload easily.
- CHI provides a record of the best times to make contact so you can use your time efficiently.
- CHI shows all of the hard work that you put into each case since it records every contact attempt you make.
- CHI records follow a case, so that if a case is reassigned, the new FR has a history of contact attempts and outcomes.
- CHI is fast! It only takes a few seconds to record an entry.

1.3 Key Points to Remember

There are several key points to keep in mind when using the CHI. They are:

- A CHI entry is made for **every** individual contact attempt, whether you speak with a neighbor or call a respondent and no one answers.
- Each CHI entry is for **one** contact attempt. Do not record information for all contact attempts into one CHI record.
- CHI is not just for Type As. You should record contact attempts for **all** outcomes including Type As, Bs, Cs, and successful interviews too.

1.4 Mobile Case Management Contact History Tab

This tab is in Mobile Case Management (MCM) on the case Details screen. Clicking on this tab on the left side of the screen will show all contact attempt information for the case. Each CHI entry will be listed chronologically. If a case has been reassigned to you, this tab provides useful information about previous contact attempts for this case, such as what interview strategies have been used and what reasons for reluctance, if any, have been given by the respondent. The columns displayed in the Contact History tab are:

- Type
- Date recorded by system
- Date recorded by user – If date of contact attempt is different from when it was entered
- Description - Lists entries made at the noncontact and noninterview screens.
- Strategy - Lists strategies used for **THAT** contact attempt.
- Reluctance Reasons - Lists any concerns or reluctance expressed by the respondent for **THAT** contact attempt.

1.5 Green Plus Sign (+)

You will see a green plus sign (+) at the far left of each CHI entry. Clicking on the plus sign will expand the CHI entry so you can see more details about the contact attempt. You will need to click on the red minus sign (-) that appears to collapse the CHI entry. The additional details that appear when expanding the CHI entry are:

- User ID
- How Contacted – Personal Visit or Telephone Attempt
- Status - Lists “C” for Completed case, “P” for Partial interview, “U” for Unable to conduct interview, or “N” for Noncontact.
- Reluctance Reasons – Lists any concerns or reluctance reasons expressed by the respondent for that contact attempt.

1.6 Launching CHI

There are two ways to initiate, or launch, the CHI. CHI automatically launches after you exit a case, **or** you can launch the CHI from Mobile Case Management (MCM). In MCM, you can either click the CHI option on the Context Menu that appears when you long press or right click on a case in your case list, or you can select the CHI button located in the Information Box at the top of the screen when viewing the case Details screen for a specific case, which will launch the CHI instrument.

Section 2. Introduction to Household-Level CHI

2.1 Household-Level CHI Questions

As noted earlier, the household-level CHI questions make up one of the two components of the CHI. Household-level questions record contact attempt information not associated with a specific person within the household. The household-level CHI will come up if there is no household roster.

2.2 Describe This Contact Attempt

The first household-level screen you will come to is the CTATEMPT screen. This screen allows you to capture whether you are making a contact attempt or not. If it is a contact attempt, it additionally enables you to record whether the attempt is via personal visit, telephone (outgoing or incoming), or by Text or Email.

Contact History Instrument CHI/pCHI/NOI v22.03.05 - 02/02/2022

Forms Answer Navigate Help

pCHI Roster Information

• **CONTACT HISTORY INSTRUMENT**

• **Describe this contact attempt.**

1. Personal visit
 2. Telephone (outgoing)
 3. Telephone (incoming)
 4. Not attempting contact
 6. Text or Email

Continue CHI / Exit

Immediate Attempt

Date

Time

2.3 Time of Contact

Answering Precodes '1', '2' or '3' at the CTATEMPT screen will bring you to the TIMEOFCT screen where you will be asked whether you are entering CHI at the time of a contact attempt. If you answer "No" here, you will be asked to enter the date and time of the contact attempt.

2.4 Not Attempting Contact

If you are **not** making a contact attempt (precode '4' at CTATEMPT), the NOATTEMPT screen allows you to select the action you were taking when you entered CHI without attempting contact.

Contact History Instrument CHI/pCHI/NOI v14.12 - 01/08/2014

Forms Answer Navigate Help

pCHI Roster Information

• NOT ATTEMPTING CONTACT

- What were you doing?
- Enter all that apply, separate with commas.

1. Reviewing or changing case information

2. Ready case for transmission

3. Doing ACS geocode verification

4. Locating activities (canvassing, management or government office, FastData, ALMI, etc.)

5. Verification of Type B/C

6. Opened case / CHI by mistake

99. Other - specify

Not Attempting Contact

Other Activities

Notice that the NOATTEMPT screen includes seven possible pre-coded answers with the last precode (Other – specify) numbered ‘99’. All “Other - specify” pre-codes have been standardized throughout the CHI instrument to be coded as ‘99’ responses.

Precode – ‘2’ would include marking a case as “Ready to Transmit.”

Precode – ‘4’ includes activities such as calling or visiting a permit office, management company, post office, or other government office that contains public records. These actions include visits or calls to verify sample unit location and use of databases such as TransUnion to obtain phone numbers or other contact information.

Precode – ‘5’ would apply in instances when you are specifically trying to contact someone other than a sample unit member, for example calling a rental office to confirm a unit is vacant.

However, if you make a visit to a sample unit, trying to contact a sample unit member, and wind up talking to a neighbor or someone else, you would record that as a contact attempt and contact with a non-sample unit member.

Precode – ‘99’ will send you to a screen where you can type in the “Other-specify” information.

Once this screen is completed, the CHI will close out and no further screens will appear.

2.5 Text/Email

Answering Precode '6' at the CTATEMPT screen will bring you to the TEXTEMAIL screen where you can specify the type of Text or Email message for the contact attempt.

contact History Instrument CHI/pCHI/NOI v22.03.05 - 02/02/2022

Forms Answer Navigate Help

pCHI Roster Information

• **TEXT MESSAGE OR EMAIL**

• Select the type of Text or Email message:

1. Outgoing text
 2. Outgoing email
 3. Incoming text
 4. Incoming email

Text or Email

Outgoing Text or Email

Answering Precodes '1' or '2' for Outgoing text or Outgoing email at the TEXTEMAIL screen will bring you to the TEXTEMAILOUT screen where you can specify the purpose of the outgoing text or outgoing email message.

contact History Instrument CHI/pCHI/NOI v22.03.05 - 02/02/2022

Forms Answer Navigate Help

pCHI Roster Information

• **OUTGOING TEXT MESSAGE OR EMAIL**

• What was the purpose of the Outgoing Text / Email message?
• Enter all that apply, separate with commas.

1. Appointment reminder / Confirmation
 2. Request appointment
 3. Provide requested information / Links
 4. Reminder for a returning case
 5. Text / Email non-response
 6. Text / Email not valid
 7. Other

Text or Email

1

Outgoing_Text

Outgoing Text or Email

Answering '7' at TEXTEMAILOUT will bring you to the Outgoing Text Message or Email Specify screen where you can specify the purpose of the outgoing text or outgoing email message.

Contact History Instrument CHI/pCHI/NOI v22.03.05 - 02/02/2022
Forms Answer Navigate Help
pCHI Roster Information

- **OUTGOING TEXT MESSAGE OR EMAIL SPECIFY**
- Specify the purpose of the Outgoing Text / Email message.

Text or Email Specify

Answering Precodes '3' or '4' for Incoming text or Incoming email at the TEXTEMAIL screen will bring you to the TEXTEMAILIN screen where you can specify the purpose of the incoming text or incoming email message.

Contact History Instrument CHI/pCHI/NOI v22.03.05 - 02/02/2022
Forms Answer Navigate Help
pCHI Roster Information

- **INCOMING TEXT MESSAGE OR EMAIL**
- What was the purpose of the Incoming Text / Email message?
• Enter all that apply, separate with commas.

1. Schedule appointment
 2. Responding to Call / Email / Text / Letter
 3. Refused
 4. Asked for no additional texts or emails
 5. Asked question or requested more information
 6. Other

Incoming Text or Email

Answering '6' at TEXTEMAILIN will bring you to the Incoming Text Message or Email Specify screen where you can specify the purpose of the incoming text or incoming email message.

Contact History Instrument CHI/pCHI/NOI v22.03.05 - 02/02/2022

Forms Answer Navigate Help

pCHI Roster Information

• **INCOMING TEXT MESSAGE OR EMAIL SPECIFY**

• Specify the purpose of the Incoming Text / Email message.

Text or Email Specify

After answering Precodes '3' or '4' for Incoming text or Incoming email at the TEXTEMAIL screen and entering a response at TEXTEMAILIN, you will specify who sent the incoming text or email message at TEXTMAILSENDER.

Contact History Instrument CHI/pCHI/NOI v22.03.05 - 02/02/2022

Forms Answer Navigate Help

pCHI Roster Information

• **INCOMING TEXT MESSAGE OR EMAIL**

• Who sent the Text or Email message?

1. Sample unit member / Respondent

2. Non-Sample unit member / Proxy

Who Sent

2.6 Contact/Noncontact

If this contact attempt was your first personal visit, and you were able to observe the sample unit (or building in which the sample unit resides), you will complete the Neighborhood Observation Instrument (NOI) questions as described later in this manual.

After answering the NOI observation questions, you will select either "Contact with sample unit member," "Contact with **non- sample** unit member," or "Noncontact" at the CASECONTACT screen.

The household-level CASECONTACT screen captures the description of the contact or noncontact when a household roster **has not yet** been created. The CASECONTACT screen is below.

Contact History Instrument CHI/pCHI/NOI v14.12 - 01/08/2014

Forms Answer Navigate Help

pCHI Roster Information

♦ **CONTACT OR NONCONTACT**

♦ Select the category that best describes this attempt.

No Roster Present - Household CHI

1. Contact with sample unit member

2. Contact with NON-SAMPLE unit member

3. Noncontact

Contact or Noncontact

If you select “Contact with sample unit member,” you will receive a series of follow-up questions about the contact.

At the “Contact” screen, CTTYPE, you must enter the type of contact: Completed case – ready to transmit, Partial interview - follow-up required, or Unable to conduct interview.

Contact History Instrument CHI/pCHI/NOI v14.12 - 01/08/2014

Forms Answer Navigate Help

pCHI Roster Information

♦ **CONTACT**

♦ Select the category that best describes this contact attempt.

1. Completed case - ready to transmit

2. Partial interview - follow-up required

3. Unable to conduct interview

Contact

2.7 Describe Reason for Noninterview

If you select “Partial Interview – follow-up required” or “Unable to conduct interview,” the “Partial Interview or Unable to conduct interview” screen, NONINTER, is displayed, where you

must select a description of why you were unable to conduct or unable to complete the interview during that contact attempt. See below for the NONINTER screen.

2.8 Concerns, Behaviors, and Reluctance

If you select “Completed case – ready to transmit” at CTTYPER, or once you have completed the “Partial Interview or Unable to Conduct Interview” screen, the “Concern/Behavior/Reluctance” screen (RSPNDENT) is displayed where you can enter any concerns, behaviors, or reluctance the respondent may have expressed or demonstrated during THAT contact attempt.

2.9 Contact Strategies Attempted

Next, the “Contact Strategies Attempted” screen, STRATEGES, is displayed. There you can enter the categories that represent the strategies you used on THAT contact attempt. After completing the strategies screen, you will exit the CHI.

Contact History Instrument CHI/pCHI/NOI v14.13 - 07/11/2016

Forms Answer Navigate Help

pCHI Roster Information

• CONTACT STRATEGIES ATTEMPTED

• Select the categories that describe the strategies used on [this](#) contact attempt.
 • Enter all that apply, separate with commas.

<input type="checkbox"/> 1. Advance letter given	<input type="checkbox"/> 8. Checked with neighbors
<input type="checkbox"/> 2. Scheduled appointment	<input type="checkbox"/> 9. Contacted other family members
<input type="checkbox"/> 3. Left note / appointment card	<input type="checkbox"/> 10. Contacted property manager / doorman
<input type="checkbox"/> 4. Left promotional packet / informational brochure	<input type="checkbox"/> 11. Offered incentive
<input type="checkbox"/> 5. Called household	
<input type="checkbox"/> 6. Left message on answering machine	<input type="checkbox"/> 98. No Strategies
<input type="checkbox"/> 7. Waited for respondent	<input type="checkbox"/> 99. Other - specify

Strategies attempted

2.10 Contact with Non-Sample Unit Member or Noncontact

If you select “Contact with **non-sample** unit member” or “Noncontact,” at the CASECONTACT screen, you will receive a series of questions regarding this non-contact.

If you are attempting a personal visit, you will proceed to the NCTPER screen and select one of the options to describe the contact/noncontact situation.

Contact History Instrument CHI/pCHI/NOI v14.12 - 01/08/2014

Forms Answer Navigate Help

pCHI Roster Information

• CONTACT-NONCONTACT / PERSONAL VISIT

• Select the categories that describe this personal visit contact/noncontact.
 • Enter all that apply, separate with commas.

<input type="checkbox"/> 1. No one home / No eligible person home	<input type="checkbox"/> 7. On vacation, away from home / at second home
<input type="checkbox"/> 2. No one home -- previous note / letter taken	<input type="checkbox"/> 8. Spoke with neighbor
<input type="checkbox"/> 3. Household does not answer door -- evidence someone is home	<input type="checkbox"/> 9. Building management / doorman contact
<input type="checkbox"/> 4. Observed HH from vehicle	<input type="checkbox"/> 10. Completed case (Type B/C or Vacant interview)
<input type="checkbox"/> 5. Unable to reach / locked gate / buzzer entry	
<input type="checkbox"/> 6. Address does not exist / unable to locate	<input type="checkbox"/> 99. Other - specify

Noncontact Personal Visit

If you are attempting to contact by telephone, and contact is not made with a household member, select one of the options listed on the NCTTEL screen to describe the contact/noncontact situation.

Contact History Instrument CHI/pCHI/NOI v14.12 - 01/08/2014

Forms [Answer](#) [Navigate](#) [Help](#)

pCHI [Roster Information](#)

♦ **CONTACT-NONCONTACT / TELEPHONE**

♦ Select the categories that describe this telephone contact/noncontact.
♦ Enter all that apply, separate with commas.

1. Got answering machine
 2. Ring, no answer
 3. Busy signal
 4. Disconnected
 5. Wrong number
 6. Spoke with ineligible person
 7. Respondent left message
 99. Other - specify

[Noncontact Telephone attempt](#)

2.11 Exiting CHI

After describing the personal or telephone contact/non-contact at NCTPER or NCTTEL, the “Contact Strategies Attempted” screen, STRATEGS, is displayed, allowing you to select the strategies you used on THAT contact attempt. You will then exit the CHI.

Section 3. Introduction to Person-Level CHI

3.1 Introduction to the Person-Level CHI

In 2013, the person-level CHI, or pCHI, was implemented. The pCHI was developed to record contact history on individual respondents within a household for person-level surveys because:

- There may be varying degrees of availability and willingness to be interviewed among different members of the same sample household; and
- Different strategies may be used for each respondent.

Regional Office management uses reports generated from CHI and pCHI data to provide feedback on your contact attempts and make suggestions for future contacts. Headquarters and the survey sponsors also analyze the CHI, including the pCHI data, to formulate better strategies for non-contact refusal cases

3.2 The pCHI and CHI Households without a Roster

When an NHIS household does not yet have a roster, you will be taken to the household-level CHI. pCHI will NOT appear as there are no eligible respondents established within the household.

3.3 The pCHI and Households with a Roster

When a roster exists for a household, CHI brings up the pCHI section of the instrument. This section of the CHI allows you to enter contact information for individual respondents within the sample household. The pCHI receives roster information from the survey instrument and cycles through each eligible person (The Sample Adult and Sample Child). After you complete a sample household member's NHIS interview, and have completed pCHI for that person, no further entries in pCHI are required for that household member during that interview period, even if you return to the household to complete the interview with other family members.

Section 4. The pCHI Questions

4.1 Description of Contact/Noncontact

At the beginning of the pCHI section, the CHI-Contact screen pCASECONTACT captures the description of the contact or noncontact when a household roster **has** been created. The pCASECONTACT screen (shown below) is the pCHI screen that shows the entire household roster. It shows six columns:

- LNO – person's line number
- STATUS – Person's interview status:
 - (C) denotes a completed interview – person has completed his/her NHIS pCHI interview during a previous contact.
 - (I) denotes an ineligible person/non-household member – persons who are no longer eligible household members or were not selected as the Sample Adult or Sample Child. Note that household members who are neither the Sample Adult nor the Sample Child will always appear grayed out on the roster for pCHI.
 - If neither (C) nor (I) is displayed, it means that this line number is eligible for pCHI: he/she is either the Sample Adult or the Sample Child and his/her respective pCHI questionnaire was not completed during a previous contact. Note that the Sample Child's line number will appear in blue, though it is the Sample Child respondent who actually completes the pCHI interview for the Sample Child questionnaire.
- NAME – person's name
- AGE – person's age
- BIRTHDATE – person's birth date
- SEX – person's sex

Contact History Instrument CHI/pCHI/NOI v14.12 - 01/08/2014

Forms Answer Navigate Help

pCHI Roster Information

• **CHI - CONTACT**

• Select the category that best describes this attempt.

LNO	STATUS	NAME	AGE	BIRTHDATE	SEX
1	(I)	Dejuan (line1) Loe	46	03/22/1965	M
2	(I)	Derrek (line2) Loe	31	02/20/1980	M
3		Larry (line3) Boe	32	05/30/1978	M
4		Thomas (line4) Loe	14	01/22/2000	M

End of Roster
(C)omplete or (I)nactive HH Member

1. Made contact with **one** or **more** eligible person(s)
 2. Made contact with only non-eligible persons
 3. Noncontact

pContact

Enter Precode '1', "Made contact with one or more eligible person(s)," if you made contact with the Sample Adult or the Sample Child respondent, whether you completed their interview or only spoke with them. Remember that the Sample Child respondent will appear ineligible, and you will record information about contact with them under the Sample Child's line number. The instrument then goes to the PCONTACTPER (Person Contact) screen.

Enter Precode '2', "Made contact with only non-eligible persons," if the only people you made contact with were ineligible persons on the roster or those whose interview is already complete. (e.g., you only spoke with the Sample Child respondent who already completed the Sample Child pCHI interview.)

Enter Precode '3', "Noncontact," if you were unable to make a contact.

For Precodes '2' and '3', at the "CHI – Contact screen," (pCASECONTACT), the instrument continues to the NCTPER screen for a personal visit contact. It continues to the NCTTEL screen for a telephone contact (incoming or outgoing). Both answers are considered noncontacts. The pCHI will take you to either the noncontact PERSONAL VISIT or noncontact TELEPHONE screen based on how the attempt was classified on the previous screen, CTATEMPT.

4.2 Personal Visit Noncontact

On the "Contact-Noncontact/Personal Visit" screen, NCTPER, you are asked to select all categories that describe why you were unable to make contact on this personal visit. Entering '99' for "Other – specify" will then bring up a screen, NCTPEROT, where you can describe why you were unable to make contact.

Contact History Instrument CHI/pCHI/NOI v14.12 - 01/08/2014

Forms [Answer](#) [Navigate](#) [Help](#)

pCHI [Roster Information](#)

• **CONTACT-NONCONTACT / PERSONAL VISIT**

• Select the categories that describe this personal visit contact/noncontact.
 • Enter all that apply, separate with commas.

<input type="checkbox"/> 1. No one home / No eligible person home	<input type="checkbox"/> 7. On vacation, away from home / at second home
<input type="checkbox"/> 2. No one home -- previous note / letter taken	<input type="checkbox"/> 8. Spoke with neighbor
<input type="checkbox"/> 3. Household does not answer door -- evidence someone is home	<input type="checkbox"/> 9. Building management / doorman contact
<input type="checkbox"/> 4. Observed HH from vehicle	<input type="checkbox"/> 10. Completed case (Type B/C or Vacant interview)
<input type="checkbox"/> 5. Unable to reach / locked gate / buzzer entry	
<input type="checkbox"/> 6. Address does not exist / unable to locate	<input type="checkbox"/> 99. Other - specify

[Noncontact Personal Visit](#)

4.3 Telephone Noncontact

The “Contact-Noncontact/Telephone” screen, NCTTEL, is the screen you will see after pCASECONTACT if you have a Noncontact during a telephone attempt. Entering ‘99’ for “Other – specify” will then bring up a screen, NCTTELOT, where you can describe why you were unable to make contact.

Contact History Instrument CHI/pCHI/NOI v14.12 - 01/08/2014

Forms [Answer](#) [Navigate](#) [Help](#)

pCHI [Roster Information](#)

• **CONTACT-NONCONTACT / TELEPHONE**

• Select the categories that describe this telephone contact/noncontact.
 • Enter all that apply, separate with commas.

<input type="checkbox"/> 1. Got answering machine
<input type="checkbox"/> 2. Ring, no answer
<input type="checkbox"/> 3. Busy signal
<input type="checkbox"/> 4. Disconnected
<input type="checkbox"/> 5. Wrong number
<input type="checkbox"/> 6. Spoke with ineligible person
<input type="checkbox"/> 7. Respondent left message
<input type="checkbox"/> 99. Other - specify

[Noncontact Telephone attempt](#)

After describing the reason(s) for noncontact during either a personal visit or telephone attempt, you will proceed to the “Contact Strategies Attempted” screen.

4.4 Contact Strategies for Personal or Telephone Noncontacts

The “Contact Strategies Attempted” screen, STRATEGS, asks about contact strategies attempted for the respondent. It appears for all contact attempts. Please mark all of the strategies used on THIS contact attempt.

Contact History Instrument CHI/pCHI/NOI v14.13 - 07/11/2016

Forms Answer Navigate Help

pCHI Roster Information

• CONTACT STRATEGIES ATTEMPTED

• Select the categories that describe the strategies used on this contact attempt.
• Enter all that apply, separate with commas.

<input type="checkbox"/> 1. Advance letter given	<input type="checkbox"/> 8. Checked with neighbors
<input type="checkbox"/> 2. Scheduled appointment	<input type="checkbox"/> 9. Contacted other family members
<input type="checkbox"/> 3. Left note / appointment card	<input type="checkbox"/> 10. Contacted property manager / doorman
<input type="checkbox"/> 4. Left promotional packet / informational brochure	<input type="checkbox"/> 11. Offered incentive
<input type="checkbox"/> 5. Called household	
<input type="checkbox"/> 6. Left message on answering machine	<input type="checkbox"/> 98. No Strategies
<input type="checkbox"/> 7. Waited for respondent	<input type="checkbox"/> 99. Other - specify

Strategies attempted

Precode ‘98’ – “No Strategies” refers to THIS particular contact attempt, not all previous attempts. Mark this category if you did not use any specific strategy for this contact attempt.

When Precode ‘99’, “Other-specify” is selected, the instrument continues to STRATOTH. Otherwise, you will exit the pCHI instrument. For STRATOTH, enter the “other” strategy. This field allows 80 characters. After you complete this item, you exit pCHI.

Contact History Instrument CHI/pCHI/NOI v14.12 - 01/08/2014

Forms Answer Navigate Help

pCHI Roster Information

• OTHER STRATEGY

• Specify the strategy used on this contact attempt.

Other Strategy Attempt Category

4.5 Person Contact

The Person Contact screen PCONTACTPER appears if Precode '1', "Made contact with one or more eligible person(s)," was selected at pCASECONTACT.

1. Made contact with Larry (line3) Boe
 2. Made contact with proxy
 3. Noncontact

	Contact	Non-Contact	Other Non-Contact Attempt	Contact Attempt	Partial /Unable to Conduct	Language Issue	Language List	Specify Language /Dialect	Other Contact Category	Concern /Behavior /Reluctance	Other Reluctant Respondent	Strateg Attempt
(I) Dejuan (line1) Loe [1]												
(I) Derrek (line2) Loe [2]												
Larry (line3) Boe [3]												
Thomas (line4) Loe [4]												

Enter Precode '1', "Made contact with (NAME)," if you made contact with the named household member during this contact attempt.

Enter Precode '2', "Made contact with proxy" if you made contact with a knowledgeable proxy for the named household member. Contact with a knowledgeable proxy would apply to every Sample Child interview, as he/she cannot answer for him/herself. REMEMBER, the Sample Adult must answer for him/herself. The only situation in which a proxy response is allowed for the Sample Adult is if he/she is physically or mentally unable to answer.

Enter Precode '3', "Noncontact," if you were unable to make contact with the named household member.

4.6 Person Noncontact

The "Noncontact" screen, pNOCONTACT, appears when Precode '3', "Noncontact" is marked at PCONTACTPER. Here you record the reasons why the identified person from the household roster was not contacted on this contact attempt. Precodes '1' through '5' take you to the "Contact Strategies Attempted" (pSTRATEGS) screen.

Contact History Instrument CHI/pCHI/NOI v14.12 - 01/08/2014

Forms Answer Navigate Help

pCHI Roster Information

• NONCONTACT

- Select the categories that describes this non-contact.
- Enter all that apply, separate with commas.

1. Person not home
 2. Person home but inconvenient time
 3. Person home but avoided contact
 4. Person on vacation or temporarily away
 5. Person moved
 99. Other - specify

	Contact	Non-Contact	Other Non-Contact Attempt	Contact Attempt	Partial /Unable to Conduct	Language Issue	Language List
(I) Dejuan (line1) Loe [1]							
(I) Derrek (line2) Loe [2]							
Larry (line3) Boe [3]	3	<input type="text"/>		<input type="checkbox"/>			
Thomas (line4) Loe [4]							

Precode '99' for "Other – specify" brings you to the screen, pNONCONOTH, where you can include details about the noncontact before proceeding to the pSTRATEGES screen.

Contact History Instrument CHI/pCHI/NOI v14.12 - 01/08/2014

Forms Answer Navigate Help

pCHI Roster Information

• OTHER NON-CONTACT

- Specify the details about this noncontact.

4.7 Person Contact Type

At the PCONTACTPER screen, if you selected that you made contact with an eligible household member or eligible proxy, then you will proceed to the "Contact Type" screen, pCTTYPE. This screen asks whether the contact resulted in a completed interview, partial interview, or no interview (unable to conduct interview).

Contact History Instrument CHI/pCHI/NOI v14.12 - 01/08/2014

Forms Answer Navigate Help

pCHI Roster Information

♦ **CONTACT TYPE**

♦ Select the category that best describes this contact attempt.

1. Completed interview
 2. Partial interview
 3. Unable to conduct interview

	Contact	Non-Contact	Other Non-Contact Attempt	Contact Attempt	Partial /Unable to Conduct	Language Issue
(I) Dejuan (line1) Loe [1]						
(I) Derrek (line2) Loe [2]						
Larry (line3) Boe [3]				<input type="text" value="1"/>		
Thomas (line4) Loe [4]				<input type="text" value=""/>		

Enter Precode '1', "Completed interview," at pCTTYPE for a fully completed interview for the respondent or proxy respondent. The instrument then goes to pRSPNDENT.

Enter Precode '2', "Partial interview" for a partial interview for the respondent. A partial interview occurs when you start an interview with a respondent or a proxy respondent, but were unable to complete the interview. The instrument then goes to pNONINTER.

Enter Precode '3', "Unable to conduct interview," if no interview was conducted for that respondent or proxy respondent. With this selection, the instrument also proceeds to pNONINTER.

4.8 Concern/Behavior/Reluctance for Person Contact

pRSPNDENT is the "Concern/Behavior/Reluctance" screen (below) where you can record all of the respondent's concerns, behaviors, or reluctance during THIS contact attempt. This is an 'enter all that apply' question. Even if this contact attempt results in a completed case, it will be helpful for future interview attempts with this case to know the household's concerns, if any. This screen will come up automatically every time contact is made, even if there has been no reluctance from the respondent.

Contact History Instrument: CHI/pCHI/NOI v14.12 - 01/08/2014

Forms Answer Navigate Help

pCHI Roster Information

• CONCERN / BEHAVIOR / RELUCTANCE

• Select the categories that describe respondent concerns, behaviors, or reluctance during this contact attempt.

• Enter all that apply, separate with commas.

1. Not interested
 2. Too busy
 3. Interview takes too much time
 4. Scheduling difficulties
 5. Survey is voluntary
 6. Privacy concerns
 7. Local / State / Federal government concerns
 8. Asks questions about the survey
 9. Hang-up / slams door on FR
 10. Hostile or threatens FR
 11. Family issues (death, illness, block participation in survey)

12. Gave that information last time
 13. Asked too many personal questions last time
 14. Too many interviews
 15. Intends to quit survey
 98. No concerns
 99. Other - specify

	Contact	Non-Contact	Other Non-Contact Attempt	Contact Attempt	Partial /Unable to Conduct	Language Issue	Language List	Specify Language /Dialect	Other Contact Category	Concern /Behavior /Reluctance	Other Reluctant Respondent	Strategi Attempt
(I) Dejuan (line1) Loe [1]												
(I) Derrek (line2) Loe [2]												
Larry (line3) Boe [3]	1			1								
Thomas (line4) Loe [4]												

After making all selections, if you selected Precode '99', "Other - specify," the instrument continues with pRSPNDOTH. Otherwise, the instrument goes to pSTRATEGS.

pRSPNDOTH appears if Precode '99', "Other – specify," was marked in pRSPNDENT. Enter the "other" concern, reluctance or behavior. This screen allows 80 characters. The instrument then goes to pSTRATEGS.

Contact History Instrument: CHI/pCHI/NOI v14.12 - 01/08/2014

Forms Answer Navigate Help

pCHI Roster Information

• OTHER CONCERNS/BEHAVIORS/RELUCTANCE

• Specify other concerns/behaviors/reluctance during this contact attempt.

	Contact	Non-Contact	Other Non-Contact Attempt	Contact Attempt	Partial /Unable to Conduct	Language Issue
(I) Dejuan (line1) Loe [1]						
(I) Derrek (line2) Loe [2]						
Larry (line3) Boe [3]	1			1		

4.9 Contact Strategies for Person Contact Attempts

The "Contact Strategies" screen, pSTRATEGS, asks about contact strategies attempted for the respondent. It appears for all contact attempts. Please mark all of the strategies used on THIS

contact attempt. Note that Precode '11' is not to be entered for the NHIS.

Contact History Instrument CHI/pCHI/NOI v14.13 - 07/11/2016

Forms Answer Navigate Help

pCHI Roster Information

• CONTACT STRATEGIES ATTEMPTED

• Select the categories that describe the strategies used on this contact attempt.
 • Enter all that apply, separate with commas.

1. Advance letter given 11. Offered incentive
 2. Scheduled appointment 98. No Strategies
 3. Left note / appointment card 99. Other - specify
 4. Left promotional packet / informational brochure
 5. Called household
 6. Left message on answering machine
 7. Waited for respondent
 8. Checked with neighbors
 9. Contacted other family members
 10. Contacted property manager / doorman

	Contact	Non-Contact	Other Non-Contact Attempt	Contact Attempt	Partial /Unable to Conduct	Language Issue	Language List	Specify Language /Dialect	Other Contact Category	Concern /Behavior /Reluctance	Other Reluctant Respondent	Strategies Attempted
(I) Dejuan Loe	[1]											
Derrek Loe	[2] 1			1						2		

When Precode '99', "Other-specify," is selected, the instrument continues with pSTRATOTH. Otherwise, it goes to PCONTACTPER for the next eligible respondent. When you are finished entering the contact information for each eligible respondent, you exit pCHI.

4.10 Reasons for Partial Interview or No Interview for Person Contacts

At the pCTTYPE screen, if you had entered Precode '2', "Partial interview," or Precode '3', "Unable to conduct interview," then you will be asked to describe why you were unable to complete the interview with an eligible respondent or proxy respondent during THIS contact attempt.

pNONINTER

pNONINTER asks about the reasons for the noninterview for the Sample Adult or Sample Child respondent.

Notice Precode '5', "Potential Type-Z." This category does not apply to the NHIS instrument.

If you select Precode '1', "Inconvenient time," Precode '2', "Respondent is reluctant," and/or Precode '4', "Health problem," the instrument goes to pRSPNDENT.

Contact History Instrument CHI/pCHI/NOI v14.12 - 01/08/2014

Forms Answer Navigate Help

pCHI Roster Information

♦ **PARTIAL INTERVIEW OR UNABLE TO CONDUCT INTERVIEW**

♦ Select the categories that describe why you were not able to conduct or complete the interview during this contact attempt.
♦ Enter all that apply, separate with commas.

1. Inconvenient time
 2. Respondent is reluctant
 3. Language problem - specify
 4. Health problem
 5. Potential Type-Z
 99. Other - specify

If you select Precode '3', "Language problem – specify," the instrument goes to pLANGUAGE.

Finally, if you select Precode '99', "Other – specify," the instrument goes to pCTOTHER.

pCTOTHER

pCTOTHER appears when Precode '99', "Other – specify," is selected at pNONINTER. Enter the "other" reason describing why you were not able to conduct or complete the interview at this time in the space provided. As with similar "Other– specify" screens in the CHI, this field allows for up to 80 characters. The instrument then goes to pRSPNDENT.

Contact History Instrument CHI/pCHI/NOI v14.12 - 01/08/2014

Forms Answer Navigate Help

pCHI Roster Information

♦ **OTHER Contact Category**

♦ Specify the reason for not completing the interview during this contact attempt.

pLANGUAGE

The "Language" screen, pLANGUAGE appears if Precode '3', "Language problem – specify," is selected at pNONINTER.

Mark the appropriate Precodes that describe the language situation that led to the noninterview during this contact attempt. Marking Precode '1', "Specify language or dialect," takes you to pLangLIST. All other responses go to pRSPNDENT.

Contact History Instrument CHI/pCHI/NOI v14.12 - 01/08/2014

Forms Answer Navigate Help

pCHI Roster Information

• **LANGUAGE**

• Select the categories that describe this language situation.
 • Enter all that apply, separate with commas.

1. Specify language or dialect.
 2. No household member able to translate
 3. Contact RO about language problem
 4. Unable to find translator
 5. No time left to find translator

pLangLIST

Entering Precode '1' – “Specify language or dialect,” at pLANGUAGE brings you to pLangLIST where you can enter a specific language or dialect that the household member provides.

Contact History Instrument CHI/pCHI/NOI v14.12 - 01/08/2014

Forms Answer Navigate Help

pCHI Roster Information

• **LANGUAGE LIST**

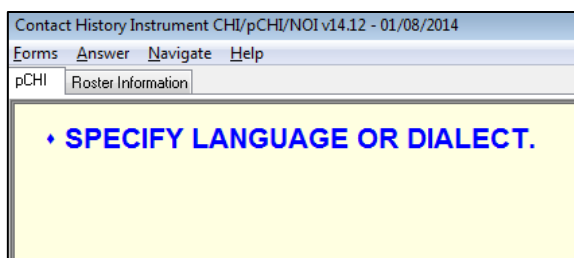
• Specify language or dialect.

<input type="radio"/> 11. Spanish	<input type="radio"/> 22. Russian
<input type="radio"/> 12. Arabic	<input type="radio"/> 23. Tagalog
<input type="radio"/> 13. Chinese	<input type="radio"/> 24. Urdu
<input type="radio"/> 14. French	<input type="radio"/> 25. Vietnamese
<input type="radio"/> 15. German	
<input type="radio"/> 16. Greek	<input type="radio"/> 97. Other problem - hard of hearing
<input type="radio"/> 17. Italian	<input type="radio"/> 98. Unknown language
<input type="radio"/> 18. Japanese	<input type="radio"/> 99. Other - Specify
<input type="radio"/> 19. Korean	
<input type="radio"/> 20. Polish	
<input type="radio"/> 21. Portuguese	

Selecting any of the Precodes on pLangLIST except '99' will bring you to the “Concern/Behavior/Reluctance” screen, pRSPNDENT.

pSPECLANG

pSPECLANG appears when Precode '99', “Other – Specify,” is marked at pLangLIST. This item allows 80 characters. The instrument then goes to pRSPNDENT.



Section 5. Introduction to the Neighborhood Observation Instrument (NOI)

5.1 Introduction to NOI

The NOI questions consist of a set of observation questions that can only be completed during a personal visit attempt when you can observe the sample unit (or building in which the sample unit resides). Among the types of observations you are being asked to make are:

- whether there is graffiti on buildings, sidewalks, walls, or signs in the block face of the sample unit/building
- what is the physical condition of the sample unit/building (exterior)
- window bars or grating on the doors or windows of the sample unit/building
- whether there is evidence of smokers at the sample unit
- what is the age composition of the sample unit

5.2 Why Include Observation Questions

Past research has shown that many of the CHI observations you currently record are related to whether a sample unit is contacted or participates, but are NOT related to key survey outcomes.

NOI was developed to explore measures that help to identify, reduce, and adjust for possible “nonresponse bias” in health estimates in the NHIS. Nonresponse bias occurs when survey nonrespondents “look” different from survey respondents for a specific variable of interest. As a result, as response rates decline, the risk of nonresponse bias in survey estimates increases.

To effectively identify, reduce, and adjust for nonresponse bias, observations MUST be:

1. recorded for both responding AND nonresponding sample units,
2. related to survey nonresponse (or vice versa, survey response), and
3. related to key survey outcomes.

Let's take an example. One of the observation questions you will complete asks you to estimate the age composition of the sample unit: all occupants under the age of 30, all occupants over the age of 65, or other age composition. We know that age is a strong predictor of many health outcomes, especially diagnosed health conditions. Research has also shown age to be a predictor of survey participation. If sample units with all occupants over the age of 65 are responding at a higher rate than sample units of other age compositions, our estimates of diagnosed health conditions may be too high (since older persons report more conditions).

Because CHI is completed for all cases, regardless of whether an interview is conducted, the age observations you record will be available on all sample units, not just participating sample units. This allows NCHS to use that information to adjust the final estimates to more accurately represent the prevalence of diagnosed health conditions in the larger population.

In addition, we can use this information during data collection to guide interviewing effort. Using the same example, if sample units with all members under the age of 30 are responding at lower rates than sample units of other age compositions, we can place more emphasis on the under 30 units in an attempt to increase their response.

5.3 How Often to Complete Observation Questions

It is important to remember that you will complete these observation questions only once for each case. That is, once you have recorded the observations the questions will not appear again, even if you are able to make better observations at a later personal visit attempt.

To ensure that the data are comparable across cases, it is important that we get your initial observations for all sample units on the first personal visit attempt that you can observe the sample unit (or building in which the sample unit resides). In other words, in order to use information from responding cases to help better understand the characteristics of nonresponding cases, this observational data must be collected in a similar fashion for all cases. Plus, this information may be used daily to guide field work, so timeliness of collection is critical.

It is important that you make the **best assessment** possible with the information available.

5.4 NOI Instrument Questions

You will automatically begin in CHI before going down the path of the NOI. Recall that for the NOI to launch, you must be making your first personal visit attempt where you can observe the sample unit (or building in which the sample unit resides).

CTATEMPT

You will begin at the CHI “Contact Attempt” screen, CTATEMPT (see below). At the “Contact Attempt” screen, you will specify whether you made a personal visit, made an outgoing phone call, received an incoming phone call, or were not attempting to make a contact.

The screenshot shows a web-based interface for the Contact History Instrument. At the top, it displays the title "Contact History Instrument CHI/pCHI/NOI v14.12 - 01/08/2014" and a menu with "Forms", "Answer", "Navigate", and "Help". Below the menu, there are tabs for "pCHI" and "Roster Information". The main content area is yellow and contains the following text:

- **CONTACT HISTORY INSTRUMENT**
- **Describe this contact attempt.**

Below this, there is a list of radio button options:

- 1. Personal visit
- 2. Telephone (outgoing)
- 3. Telephone (incoming)
- 4. Not attempting contact

At the bottom of the form, there is a "Continue CHI / Exit" button, a text input field, and labels for "Immediate Attempt", "Date", and "Time".

Here, you will enter Precode ‘1’ for “Personal visit”. The instrument will then continue to the TIMEOFCT screen.

TIMEOFCT

The “Time of Contact” screen, TIMEOFCT, asks if you are entering the CHI at the exact time that the contact attempt was made. You may also enter your time of contact information at a later time. This provides you flexibility to enter the contact attempt information when it is convenient for you.

Contact History Instrument CHI/pCHI/NOI v14.12 - 01/08/2014	
Forms Answer Navigate Help	
pCHI Roster Information	
<p>• TIME OF CONTACT</p> <p>• Are you entering the Contact History Instrument at the time of a contact attempt?</p>	
<p><input type="radio"/> 1. Yes</p> <p><input type="radio"/> 2. No</p>	
Continue CHI / Exit	1 Personal
Immediate Attempt	<input type="checkbox"/>
Date	
Time	

Entering Precode '1' for "Yes" at the TIMEOFCT screen will bring up the first NOI question, OBSERVE. Entering Precode '2' for "No" at the TIMEOFCT screen will take you to the FR_DATE and FR_TIME screens where you will be asked to enter the date and time of day that the contact attempt was made. Afterwards, you will proceed to the OBSERVE screen.

OBSERVE

The instrument stops following the CHI path at the "Interviewer Observation Observe" screen, OBSERVE (see next page). Depending on the response that you select, the instrument will either proceed to pCHI or follow another path for a different instrument – the Neighborhood Observation Instrument or NOI.

Contact History Instrument CHI/pCHI/NOI v14.12 - 01/08/2014	
Forms Answer Navigate Help	
pCHI Roster Information	
<p>• INTERVIEWER OBSERVATION OBSERVE</p> <p>• On this contact attempt, were you able to observe the sample unit or building within which the sample unit resides?</p>	
<p><input type="radio"/> 1. Yes</p> <p><input type="radio"/> 2. No</p>	
OBSERVE	<input type="checkbox"/>

At the “Interviewer Observation Observe” screen, you are asked whether you observed the sample unit or building within which the sample unit resides. If you enter Precode ‘1’ for “Yes”, you will be directed down the NOI path to the next screen, GRAFFITI. If you enter Precode ‘2’ for “No,” you will be directed to the pCHI path.

GRAFFITI

The “Interviewer Observation Graffiti” screen, GRAFFITI, asks about the presence of graffiti on buildings, sidewalks, walls, or signs in the block face of the sample unit/building.

First, what do we mean by the sample unit OR the building within which the sample unit resides? Here we are making a distinction between a sample unit that we might call a single occupancy dwelling unit (a single residential structure that stands alone) and a multi-unit structure where the sample unit resides in a building that houses other units.

The graffiti question is the only question that requires you to observe the block face. What is a block face? The block face is both sides of a street along one side of the block (the side in which the sample unit is located).

The block face can be much more difficult to determine in rural areas. If the boundaries of a block face are not obvious, do the following:

- Face the sample unit/building
- Look left and then right
- Turn 180 degrees, look left and then right
- Notice whether you observed graffiti or painted-over graffiti

What do we mean by graffiti? Examples would be spray-painted (or sometimes chalk) drawings or writing inscribed on rocks, walls, sidewalks, fences, etc. Do NOT include community murals or commissioned artwork on the side of buildings or walls.

Contact History Instrument CHI/pCHI/NOI v14.12 - 01/08/2014

Forms Answer Navigate Help

pCHI Roster Information

♦ **INTERVIEWER OBSERVATION GRAFFITI**

♦ Did you observe graffiti or painted-over graffiti on buildings, sidewalks, walls, or signs in the block face of the sample unit or building within which the sample unit resides?

♦ A block face is both sides of the street along one side of the block (the side in which the sample unit is located as indicated in the illustration).

1. Yes

2. No

GRAFFITI

After making your selection, the instrument will then go to ADDR_COND. From this question on, all precodes will proceed to the following question in the NOI.

ADDR_COND

The “Interviewer Observation ADDR_COND” screen (ADDR_ADD) asks you to describe the condition of the sample unit or building in which the sample unit resides. Use your best judgment. For the most part, the categories should be self-explanatory.

Consider the following when assessing the overall physical condition of the house or building:

- Roof problems, such as a sagging roof, shingles or other roof material missing, etc.
- Problems with windows. Windows are boarded up or broken. Window screens are missing.
- Other problems to consider are cracked or sloping outside walls, broken plaster or peeling paint, problems with gutters.

Contact History Instrument CHI/pCHI/NOI v14.12 - 01/08/2014

Forms Answer Navigate Help

pCHI Roster Information

• **INTERVIEWER OBSERVATION ADDR_COND**

• How would you describe the condition of the sample unit or building within which the sample unit resides?

1. Very poor
 2. Poor
 3. Fair
 4. Good
 5. Excellent

ADDR_COND

ACCESS

On the “Interviewer Observation Access” screen, ACCESS, you are asked about barriers to access. Keep in mind a key phrase here: “may prevent.” If there are security buzzers or doormen, but you are still able to gain access to the sample unit, answer “Yes” to this question. Guard dogs and doormen should also be considered potential barriers to access.

Contact History Instrument CHI/pCHI/NOI v14.12 - 01/08/2014

Forms Answer Navigate Help

pCHI Roster Information

• **INTERVIEWER OBSERVATION ACCESS**

• Based on your observation, does the sample unit or building within which the sample unit resides have:

... a security buzzer, key code, doorman, or any other barrier that may prevent access (for example dogs, locked gate, etc.)?
 ... a well-tended yard or garden?
 ... peeling paint or damaged exterior walls?
 ... window bars or grating on the doors or windows?

1. Yes
 2. No

ACCESS	<input type="text"/>	BICYCLE	<input type="text"/>
YARDS	<input type="text"/>	SMOKER	<input type="text"/>
WALLS	<input type="text"/>	HHINC	<input type="text"/>

YARDS

The next screen is the “Interviewer Observation Yards” screen (YARDS). Look for lawns without weeds that are uniformly green. The height of the grass should indicate if it is mowed regularly. Gardens should not be overgrown, have weeds, or have dead flowers

or foliage. Bushes and hedges should be trimmed. Trees should be devoid of dead branches and have healthy leaves.

Note: these characteristics are used to define a “well-tended yard or garden” for data collection purposes only; they do not reflect a value judgment on the part of NCHS or the Census Bureau about how everyone’s yard ought to look.

Contact History Instrument CHI/pCHI/NOI v14.12 - 01/08/2014
Forms Answer Navigate Help
pCHI Roster Information

• INTERVIEWER OBSERVATION YARDS

• Based on your observation, does the sample unit or building within which the sample unit resides have:

...a security buzzer, key code, doorman, or any other barrier that may prevent access (for example dogs, locked gate, etc.)?
...a well-tended yard or garden?
 ...peeling paint or damaged exterior walls?
 ...window bars or grating on the doors or windows?

1. Yes
 2. No
 3. Not applicable

ACCESS	<input type="checkbox"/>	BICYCLE	<input type="checkbox"/>
YARDS	<input type="checkbox"/>	SMOKER	<input type="checkbox"/>
WALLS	<input type="checkbox"/>	HHINC	<input type="checkbox"/>

WALLS

The next screen is the “Interviewer Observation Walls” screen (WALLS). Here you are asked to observe the condition of exterior walls. Look for damage to exterior walls, such as cracks or holes.

Contact History Instrument CHI/pCHI/NOI v14.12 - 01/08/2014
Forms Answer Navigate Help
pCHI Roster Information

• INTERVIEWER OBSERVATION WALLS

• Based on your observation, does the sample unit or building within which the sample unit resides have:

...a security buzzer, key code, doorman, or any other barrier that may prevent access (for example dogs, locked gate, etc.)?
 ...a well-tended yard or garden?
...peeling paint or damaged exterior walls?
 ...window bars or grating on the doors or windows?

1. Yes
 2. No

BARS

The next screen is the “Interviewer Observation Bars” screen (BARS). Look for window bars or gratings for security that keep intruders out of the home or building. If a multi-

unit structure has window bars or gratings on the first floor only, you should answer “Yes” to this question. Grating, also called a grate, is a framework of metal bars set into a wall or doorframe that serves as a cover or guard but admits air and sometimes light.

If the sample unit has small windows with bars located at or just below ground level, answer “Yes” to this question.

Contact History Instrument CHI/pCHI/NOI v14.12 - 01/08/2014
 Forms Answer Navigate Help
 pCHI Roster Information

• INTERVIEWER OBSERVATION BARS

• Based on your observation, does the sample unit or building within which the sample unit resides have:

...a security buzzer, key code, doorman, or any other barrier that may prevent access (for example dogs, locked gate, etc.)?
 ...a well-tended yard or garden?
 ...peeling paint or damaged exterior walls?
 ...window bars or grating on the doors or windows?

1. Yes
 2. No

LOCKS

The next screen is the “Interviewer Observation Locks” screen (LOCKS). For this next set of observations, we are strictly interested in the sample unit. So, if your sample unit is an apartment within an apartment building, answer based on the sample unit. For this question, focus on the outside of the door that opens into the sample unit. Do not count locks on screen doors or on grated doors that appear just in front of the door that opens into the sample unit.

Contact History Instrument CHI/pCHI/NOI v14.12 - 01/08/2014
 Forms Answer Navigate Help
 pCHI Roster Information

• INTERVIEWER OBSERVATION LOCKS

• If this is a multiunit structure, answer based on the sample unit, not the building within which the sample unit resides.

• Based on your observation, does the SAMPLE UNIT have:

...3 or more door locks?
 ...any indication that children under 6 (including babies) may live at the unit (visible toys, car seat, strollers, outdoor swing/play set for example)?
 ...a wheel chair ramp or other indicators that the residents of the sample unit are handicapped, disabled, or may have a chronic health condition (deaf, blind, use oxygen, etc.)?
 ...an adult-sized bicycle?
 ...any indication that the residents of the sample unit are smokers (cigarette/cigar butts, ashtrays, smell smoke, etc.)?

1. Yes
 2. No
 3. Unable to observe the sample unit

ACCESS	1	BICYCLE	<input type="checkbox"/>
YARDS	1	SMOKER	<input type="checkbox"/>
WALLS	2	HHINC	<input type="checkbox"/>
BARS	2	EMPLOYED	<input type="checkbox"/>
LOCKS	<input type="checkbox"/>	HHLANG	<input type="checkbox"/>
CHILDREN	<input type="checkbox"/>	HHAGE	<input type="checkbox"/>
WHEELCHAIR	<input type="checkbox"/>		

CHILDREN

The next screen is the “Interviewer Observation Children” screen (CHILDREN). Clues to look for here include items such as toys, car seats, strollers, and outdoor swing/play sets. Interviewers working on the National Survey of Family Growth correctly judged 72% of the time that children under the age of 15 lived in the household.

Contact History Instrument CHI/pCHI/NOI v14.12 - 01/08/2014

Forms Answer Navigate Help

pCHI Roster Information

• INTERVIEWER OBSERVATION CHILDREN

- If this is a multiunit structure, answer based on the sample unit, not the building within which the sample unit resides.
- Based on your observation, does the SAMPLE UNIT have:
 - ...3 or more door locks?
 - ...any indication that children under 6 (including babies) may live at the unit (visible toys, car seat, strollers, outdoor swing/play set for example)?
 - ...a wheel chair ramp or other indicators that the residents of the sample unit are handicapped, disabled, or may have a chronic health condition (deaf, blind, use oxygen, etc.)?
 - ...an adult-sized bicycle?
 - ...any indication that the residents of the sample unit are smokers (cigarette/cigar butts, ashtrays, smell smoke, etc.)?

1. Yes
 2. No
 3. Unable to observe the sample unit

WHEELCHAIR

The next screen is the “Interviewer Observation Wheelchair” screen (WHEELCHAIR). Look for handicapped placards hanging from rearview mirrors or discarded inhalers.

Contact History Instrument CHI/pCHI/NOI v14.12 - 01/08/2014

Forms Answer Navigate Help

pCHI Roster Information

• INTERVIEWER OBSERVATION WHEELCHAIR

- If this is a multiunit structure, answer based on the sample unit, not the building within which the sample unit resides.
- Based on your observation, does the SAMPLE UNIT have:
 - ...3 or more door locks?
 - ...any indication that children under 6 (including babies) may live at the unit (visible toys, car seat, strollers, outdoor swing/play set for example)?
 - ...a wheel chair ramp or other indicators that the residents of the sample unit are handicapped, disabled, or may have a chronic health condition (deaf, blind, use oxygen, etc.)?
 - ...an adult-sized bicycle?
 - ...any indication that the residents of the sample unit are smokers (cigarette/cigar butts, ashtrays, smell smoke, etc.)?

1. Yes
 2. No
 3. Unable to observe the sample unit

BICYCLE

The next screen is the “Interviewer Observation Bicycle” screen (BICYCLE). Beyond an actual bike, look for other clues such as bike racks mounted on the rear end or roof of cars parked in the driveway/front of house.

Contact History Instrument CHI/pCHI/NOI v14.12 - 01/08/2014
Forms Answer Navigate Help
pCHI Roster Information
♦ INTERVIEWER OBSERVATION BICYCLE
♦ If this is a multiunit structure, answer based on the sample unit, not the building within which the sample unit resides.
♦ Based on your observation, does the <u>SAMPLE UNIT</u> have:
...3 or more door locks?
...any indication that children under 6 (including babies) may live at the unit (visible toys, car seat, strollers, outdoor swing/play set for example)?
...a wheel chair ramp or other indicators that the residents of the sample unit are handicapped, disabled, or may have a chronic health condition (deaf, blind, use oxygen, etc.)?
...an adult-sized bicycle?
...any indication that the residents of the sample unit are smokers (cigarette/cigar butts, ashtrays, smell smoke, etc.)?
<input type="radio"/> 1. Yes
<input type="radio"/> 2. No
<input type="radio"/> 3. Unable to observe the sample unit

SMOKER

The next screen is the “Interviewer Observation Smoker” screen (SMOKER). Look for smoking paraphernalia on the porch or other locations on the property. Do you smell smoke? Look for cigarette butts and discarded cigar/cigarette packages, empty lighters, or match cases.

Contact History Instrument CHI/pCHI/NOI v14.12 - 01/08/2014
Forms Answer Navigate Help
pCHI Roster Information
♦ INTERVIEWER OBSERVATION SMOKER
♦ If this is a multiunit structure, answer based on the sample unit, not the building within which the sample unit resides.
♦ Based on your observation, does the <u>SAMPLE UNIT</u> have:
...3 or more door locks?
...any indication that children under 6 (including babies) may live at the unit (visible toys, car seat, strollers, outdoor swing/play set for example)?
...a wheel chair ramp or other indicators that the residents of the sample unit are handicapped, disabled, or may have a chronic health condition (deaf, blind, use oxygen, etc.)?
...an adult-sized bicycle?
...any indication that the residents of the sample unit are smokers (cigarette/cigar butts, ashtrays, smell smoke, etc.)?
<input type="radio"/> 1. Yes
<input type="radio"/> 2. No
<input type="radio"/> 3. Unable to observe the sample unit

HHINC

The next screen is the “Interviewer Observation Income” screen (HHINC). We recognize that this question and the next few observations may be difficult. Use visual cues of the conditions of the house/building; number, make, and age of cars at the residence; and knowledge of the neighborhood/environment. If the zip code of the sample unit is 90210 (Beverly Hills), there is a good chance the household income is in the upper third of the general population.

In many cases, your “observation” will be nothing more than subjective opinion or an educated guess. Please just give us your reaction based on anything you may or may not have observed. Don’t worry about being wrong. MAKE THE BEST ASSESSMENT POSSIBLE. We want to see if these types of observations have predictive power in terms of survey contact and cooperation and important health outcomes from the survey.

As another example of the accuracy of interviewer observations, interviewers working on the National Survey of Family Growth were better than chance in judging whether the respondent was in a sexually active relationship with an opposite sex partner. Interviewers correctly judged this status 78% of the time. (West, Brady T. 2013. “An Examination of the Quality and Utility of Interviewer Observations in the National Survey of Family Growth.” Journal of the Royal Statistical Society, Series A, 176(1): 1-15.)

Contact History Instrument CHI/pCHI/NOI v14.12 - 01/08/2014

Forms Answer Navigate Help

pCHI Roster Information

♦ **INTERVIEWER OBSERVATION INCOME**

♦ Relative to the general population and based on your observations, would you judge this sample unit to have a household income:

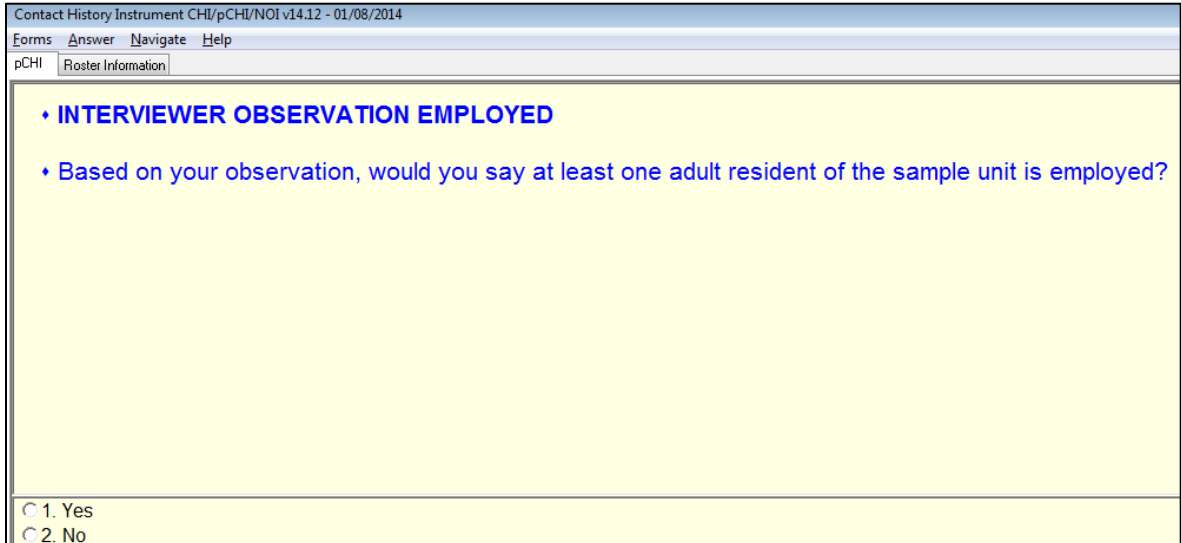
1. In the bottom third of the population

2. In the middle third of the population

3. In the top third of the population

EMPLOYED

The next screen is the “Interviewer Observation Employed” screen (EMPLOYED). Here again, this one may be difficult. Are residents home during the day? Are there any visual cues on the property or cars that may help? If a neighbor volunteers that one or more adults at the sample unit work, use that information. However, do not ask neighbors for this information.



The screenshot shows a software window titled "Contact History Instrument CHI/pCHI/NOI v14.12 - 01/08/2014". The window has a menu bar with "Forms", "Answer", "Navigate", and "Help". Below the menu bar, there are two tabs: "pCHI" and "Roster Information". The main content area has a yellow background and contains the following text:

- ♦ **INTERVIEWER OBSERVATION EMPLOYED**
- ♦ Based on your observation, would you say at least one adult resident of the sample unit is employed?

At the bottom of the screen, there are two radio button options:

- 1. Yes
- 2. No

HHLANG

The next screen is the “Interviewer Observation HHLANG” screen (HHLANG). Note that we only care if a language other than English is spoken at the sample unit. This “other” language does not have to be the primary language spoken in the household. They could speak English and this “other” language. That is okay.

Like other observations, visual and aural cues from the sample unit AND the neighborhood should be used here. Use your knowledge of the areas that you work.

Contact History Instrument CHI/pCHI/NOI v14.12 - 01/08/2014

Forms Answer Navigate Help

pCHI Roster Information

• **INTERVIEWER OBSERVATION HHLANG**

• Based on your observation, would you say that the residents of the sample unit speak a language other than English?

1. Yes

2. No

HHAGE

The next screen is the “Interviewer Observation HHAGE” screen (HHAGE). Some of the other visual cues we’ve asked you to rely on could come in handy here.

- Toys, play sets, and swing sets suggest young children in the household
- Sample unit resides in a neighborhood full of retirees
- Interviewing at a college dormitory
- Bumper stickers that suggest one or more residents are retired

Additionally, aural cues such as crying or screaming noises can be used.

Take this as an example: Your sample unit resides within a neighborhood that you know from experience contains numerous retirees. There are no toys or swing sets in the front or back yard, and the lone car in the driveway has an AARP sticker on the rear bumper. Based on this information, how would you code the age composition of the sample unit?

Again, it’s important that you record your observations only once and at the first personal visit where you can observe the sample unit or building. Why? Again, we need to ensure that the data you are collecting are comparable for ALL cases, responding and nonresponding.

Contact History Instrument CHI/pCHI/NOI v14.12 - 01/08/2014

Forms [Answer](#) [Navigate](#) [Help](#)

pCHI [Roster Information](#)

♦ **INTERVIEWER OBSERVATION HHAGE**

♦ How old would you estimate the residents of the sample unit to be?

1. All occupants under the age of 30

2. All occupants over the age of 65

3. Other age composition

PART F. NONINTERVIEWS

Circumstances sometimes prevent you from obtaining an interview at an address on your case list. We divide noninterview cases into Type A, Type B, and Type C. You must make special entries for each case that turns out to be a noninterview. Do not classify a case as a noninterview until you are certain of the status of the case. When you are certain that the case is a noninterview and you know what type (A, B, or C), you may make the appropriate selection on the TYPEABC screen. Entering the noninterview code tells your computer to send the case file to HQ in your next transmission. If done too soon, this keeps you from verifying the status of the case or trying again to get the interview.

Section 1. Type A Noninterviews

1.1 Explanation of Type A Codes

Type A noninterviews occur in cases of households occupied by persons eligible for interview, for whom you should have interviewed, but did not. Type A noninterviews may arise under the following circumstances:

- You find no one at home despite repeated visits.
- The entire family is temporarily away during the entire interview period.
- The respondent refuses to give information.
- The unit, although occupied, cannot be reached because of impassable roads.
- You cannot complete an interview because of serious illness or death in the family.

Keep Type A noninterviews to a minimum. Every Type A noninterview means we are losing valuable information and our sample returns may not be representative of the population. Under some circumstances, Type A noninterviews are unavoidable. However, establishing good relations with your respondents and visiting when people are likely to be home will help you avoid many noninterviews. Also, using the telephone instead of making return visits will reduce callbacks and noninterviews among households difficult to find at home.

There are nine categories of Type A Noninterviews, five of which you can set yourself at the TYPEA screen in the Front Section of the instrument:

- Language problem (213)
- Insufficient partial (215)
- No one home, repeated calls (216)
- Temporarily absent, no follow-up (217)
- Refused (218)
- Other (219)
- Temporarily absent, follow-up possible (220)

- All respondents ineligible (221)
- All ages guessed (222)

If you have not progressed very far into the interview you will be determining whether or not a particular situation is actually a Type A Noninterview.

Type As and possible Type As are described below:

Language problem (213)

No one in the household speaks English, and you are unable to find another FR who speaks the language or find an interpreter through the RO.

Insufficient Partial (215)

You have entered the Household Composition Section (the beginning of the interview where you roster those living in the unit), but have not completed the Sample Adult or Sample Child sections.

No one home, repeated calls (216)

When no one is at home, and you determine they are **not** temporarily absent, proceed as follows:

- Fill a Request for Appointment (Form 11-38) indicating whether you plan to telephone (if eligible) or return to the unit at a later time. Include the household's control number for identification. Enter your name and telephone number in the space provided.
- Call back or return to the unit to interview a responsible member of the household. Try to find out from neighbors, janitors, or other knowledgeable persons when the occupants will be home. Do not mention the name of the survey or describe the survey.
- If you have made repeated callbacks or visits and still have been unable to contact the respondent, call your Regional Office or Team Leader to discuss the situation. If they concur, complete it as a Type A noninterview, "No one home." Do not confuse this reason with the noninterview reason "Temporarily absent."

Temporarily absent, no follow-up (217)

When no one is home at the first visit, find out from neighbors, janitors, and the like, whether the occupants are temporarily absent. Report a household as "Temporarily absent" if all of the following conditions are met:

- **All** the occupants are away temporarily on a vacation, business trip, caring for sick relatives, or some other reason, and will not return before your scheduled

closeout, and you were unable to find a phone number that can be used to reach them.

- The housing unit is the occupant's usual place of residence.
- The unit is not a summer cottage or other seasonal-type unit.

If a household is temporarily absent, with no follow-up possible, complete it as a Type A noninterview, "Temporarily Absent" at the TYPEA screen and explain in your case notes.

Callbacks for Temporarily Absent Units

If the occupants will return on a certain date, record the date in the case management notes **and** the source of the information (such as a neighbor). If the date of their expected return is before the end of the interview period, make a return visit or telephone the household if eligible for callback telephoning.

- If the occupants are definitely not expected to return before the end of the interview period, this situation is considered a noninterview.
 - On the TEMPABS screen, enter the appropriate precode.
- If you can obtain the occupant's temporary telephone number:
 - Enter "1" on the TEMPABS screen.
 - Call and report the information to your RO immediately.

Refused (218)

Occasionally, a household may refuse to give any information.

- Enter "1" on the TYPEA screen.
- In an F7 note, explain the pertinent details regarding the respondent's reason for refusing to grant the interview.
- Explain the circumstances in an email and send it to your RO. Also, include this explanation in the "Case Level Note Editor" screen in case management of the affected case.

Note: Your office will send a letter to the respondent (copy to you) requesting the household's cooperation and stating that someone will call on them again. If your supervisor will be in the area on other business, he or she may also visit the refusal household to try to obtain their cooperation or the case may be assigned to another FR for follow up.

Other (219)

These **occupied** units are Type A noninterviews other than "Refusal," "No one at home," "Temporarily absent," and "Language Problem."

Among others, these reasons could include the following:

- No eligible respondent available
- Death in family
- Household quarantined without telephone
- Roads impassable

This classification covers rare situations where the unit is occupied, but you are unable to get an interview.

Always talk with your supervisor before classifying a case as a Type A. The RO will ensure that all efforts have been exhausted before accepting a Type A noninterview.

Temporarily absent, follow-up possible (220)

If you select this outcome code, the case will remain open so that you can follow up with the household. If you select this outcome and are not able to finish the case by the end of the interview period, the case will be assigned a final outcome code of temporarily absent, no follow-up.

All Respondents Ineligible (221)

This outcome is assigned in the situation in which the occupant(s) identified as the Sample Adult (and Sample Child, if any), using information initially entered in the household roster, later have their ages changed in the instrument, so that they are no longer eligible. In order to be eligible to be the Sample Adult and Sample Child, the individual must be 18 or over, and under 18, respectively.

All Ages Guessed (222)

The household respondent does not know or refuses to tell you if anyone in the household is over 18 or 18 or younger.

1.2 Procedures

For an apparent Type A case, try all possible means to get the interview. For refusals, this normally means a repeat visit after a letter has been sent to the household by your RO.

For other Type As, repeat visits are necessary.

- If all your efforts are fruitless, select the appropriate Type A from the noninterview type selection screen.
- Based on your selection, the computer assigns the case a status code, and prompts you to enter explanatory notes.
- For each Type A case, you will be asked if you were able to ring the doorbell or knock on the door of the sample unit. We also ask if the sample unit is occupied.

When you exit the interview program, the computer places the files for the case in a directory to be sent to the HQ computer in your next telecommunications transmission. Your supervisor reviews all Type A cases. Based on his or her review, these cases will be either reassigned for further follow-up or sent on for processing.

Section 2. Type B Noninterviews

2.1 Explanation of Type B Codes

Type Bs are units which are either unoccupied or occupied solely by persons not eligible for interview. There are ten Type B categories for NHIS:

- Occupied entirely by Armed Forces members (223)
- Occupied entirely by minors under age 18 (224)
- Occupied entirely by persons with a usual residence elsewhere (225)
- Vacant, nonseasonal (226)
- Unfit or to be demolished (228)
- Under construction, not ready (229)
- Converted to temporary business or storage (230)
- Unoccupied site for mobile home, trailer, or tent (231)
- Other (233)
- Vacant, seasonal (235)

Occupied entirely by Armed Forces members (223)

All the occupants are now on full-time active duty with the Armed Forces. This includes those now serving in the U.S. Army, Navy, Air Force, Marine Corps, Coast Guard, and in the military service of a foreign country. It also includes those in a Reserve branch of any

of the above currently activated as part of the regular forces and U.S. Public Health Service commissioned officers currently assigned to any branch of the armed services. It also includes members of the National Guard currently blanketed into the regular forces by Presidential Order. Cadets in the U.S. military academies (West Point, Naval Academy, Air Force Academy, and Coast Guard Academy) are also considered on full-time active duty.

This category can be selected at the TYPEB screen or the instrument will automatically select this category if everyone listed is now on full-time active duty with the Armed Forces based on entries at the NOWAF and AFNOWWHO screens.

Occupied entirely by minors under age 18 (224)

This classification is assigned to households you visit where all household members are under the age of 18. This outcome can be achieved by either completing a roster of persons with ages all under 18 or by selecting the appropriate precode on the TYPEB screen. You should **only** select this outcome from the TYPEB screen if you have been able to confirm that all household members are under age 18.

Occupied entirely by persons with usual residence elsewhere (URE) (225)

The entire household consists of persons who are staying only temporarily in the unit and who have a usual place of residence elsewhere.

Do **not** interview persons if the sample unit is only a temporary place of residence.

This category can be selected at the TYPEB screen or the instrument will automatically select this category if everyone listed in the household roster has a usual residence elsewhere.

If the unit is a temporary quarters, such as a vacation home or a vacation rental, but is not currently occupied, that unit should be classified as a Type B, Vacant.

Vacant units (nonseasonal, 226 and seasonal, 235)

Vacant units include the bulk of the unoccupied living quarters, such as houses and apartments which are for rent, for sale, or being held off the market for personal reasons. This definition includes places which are seasonally closed. It also includes units which are dilapidated if they are still considered living quarters.

Report vacant units as follows:

- **Nonseasonal (226)** - A vacant unit intended for year-round occupancy, regardless of where it is located.

- **Seasonal (235)** - A vacant unit intended for only seasonal occupancy. These may be in summer or winter resort areas, used only during the hunting season, and so on (except units for migratory workers).

Note: Units that are unfit for human habitation, being demolished, to be demolished, or condemned are defined below.

Report unusual types of vacant living quarters, such as mobile homes, tents and the like as vacant.

Do **not** consider a unit whose occupants are only temporarily absent as vacant. GQ units are also included in this category (for example, vacant transient quarters, or vacant units in boarding houses or rooming houses).

For sample units that are presently unoccupied because the structure is undergoing extensive remodeling, enter the precode corresponding to the appropriate vacant category on the TYPEB screen.

Unfit or to be demolished (228)

If an unoccupied sample unit is unfit for human habitation (for example, through deterioration or vandalism), or most of the windows and doors of the unit are missing and the floors are unsafe, then it is classified “unfit or to be demolished.” Also included in this category are units with missing windows or doors that have been boarded up.

If someone lived in the unit and has no usual place of residence elsewhere, conduct the interview.

Note that in some areas of the country, units often do not have doors or windows. In these types of situations, do not use this classification if the unit is considered fit for habitation.

The “unfit or to be demolished” category is also assigned to unoccupied units that are to be demolished (for reasons other than the units being condemned). You will look for positive evidence, such as a sign, notice, or mark on the house or in the block, that the unit is to be demolished but demolition has not yet started. An example would be a unit that is being torn down in order for some other type of construction to begin in its place.

Under construction, not ready (229)

A sample unit that is being newly constructed but is not completed to the point where all the exterior windows and doors have been installed and usable floors are in place.

Note: Usable floors can be cement or plywood; carpeted, tiled, or hardwood flooring is not necessary.

If construction has proceeded to this point, classify the unit as one of the vacant categories.

Converted to temporary business or storage (230)

A sample unit intended for living quarters but is being temporarily used for commercial or business purposes, or for the storage of hay, machinery, business supplies, or other materials.

Exceptions:

- Report unoccupied units in which excess household furniture is stored as one of the vacant categories.
- Report unoccupied units permanently converted to business or storage as Type C noninterviews—"Converted to permanent business or storage."
- Report unoccupied units which are to be used for business or storage purposes in the future, but in which no change or alteration has taken place at the time of interview as one of the vacant categories.

Unoccupied site for mobile home, trailer, or tent (231)

Choose "Unoccupied site for mobile home, trailer, or tent" if the unit was identified as a mobile home, trailer, or tent during listing in a mobile home park, and the site is still there, but the site is now unoccupied. If the unit was identified as a home during listing or the site no longer exists then the unit should be classified as a Type C (241), a house or trailer that moved.

Other (233)

For Type B units that cannot be classified under any of the above reasons, select this category. Enter the specific reason in the space provided on the follow-up screen.

Caution: Do not use this category unless directed by your RO.

Vacant units - Seasonal (235)

See Outcome 226.

2.2 Procedures

You must identify a knowledgeable contact person, such as a neighbor, janitor, or other knowledgeable person when classifying a case as a Type B or Type C noninterview. Remember when inquiring about addresses or residents, you may say you are a representative of the U.S. Census Bureau, and you are conducting a survey for the National Center for Health Statistics, which is part of the Centers for Disease Control and Prevention, but you must not mention the particular name of the survey.

When you have confirmed the Type B status of the unit, go to the noninterview type selection screen (TYPEABC).

- Enter precode 2 to select Type B. The TYPEB selection screen appears.
- On the TYPEB item screen, select the category of Type B noninterview that applies to this case. Based on your selection, the computer assigns the case a status code, and prompts you to enter explanatory notes.

Your case management will transmit the files for type B cases in your next telecommunications transmission.

Section 3. Type C Noninterviews

3.1 Explanation of Type C Codes

Type C units are those that no longer qualify as a housing unit and are ineligible for sample. There are nine Type C categories for NHIS:

- Demolished (240)
- House or trailer moved (241)
- Converted to permanent business or storage (243)
- Merged (244)
- Condemned (245)
- Unused line of listing sheet (247)
- Other (248)
- Removed during subsampling (256)
- Unit does not exist or unit is out of scope (259)

Demolished (240)

Sample units that existed at the time of listing, but have since been torn down, destroyed, or are in the process of being torn down.

House or trailer moved (241)

A structure or trailer moved from its site since listing (the house was moved).

This rule applies for trailers or mobile homes only when:

- A basic address (for example, 112 Main St.) on the listing sheet identifies a trailer.

or

- Trailers rather than sites were listed by description only.

Exception: If a site or an address/description plus a site in a mobile home park was listed, and it is now unoccupied (no mobile home on it), this situation is considered a Type B noninterview "Unoccupied site for mobile home, trailer, or tent."

Converted to permanent business or storage (243)

Units which were living quarters at the time of listing, but are now being used permanently for commercial or business purposes, or for the storage of machinery, business supplies, or other materials.

Merged (244)

Any current sample unit(s) eliminated after applying the rules for mergers are Type C - "merged." (See Chapter 3.2 "Unit and Area Frame Multi-Unit Special Situations" of your his-100C Field Guide to Locating Sample Addresses Manual for more information on merged units.)

Condemned (245)

Unoccupied sample units only if there is positive evidence such as a sign, notice, or mark on the house or in the block that the unit is condemned. Be sure this refers to unoccupied units.

Exception: If **occupied** units are posted "Condemned," ignore the sign and interview the occupants of the unit.

Note: If there is no such evidence, report the unit as one of the vacant categories unless the unit is unfit for human habitation, in which case select "Unfit or to be demolished."

Unused line of listing sheet (247)

In certain situations, you will need to do informal listings of the units at a sample address and select the unit to interview based upon matching the 'Line #' Field assigned to the unit in Case Management to the unit on your listing sheet. Select this Type C outcome category for any units where the 'Line #' in Case Management is greater than the number of units from your listing.

Other (248)

Type C units that cannot be classified in any of the above noninterview categories. Some examples might be "duplicate unit selected for sample" or "units that were never living quarters." Enter the specific reason in the space provided on the follow-up screen.

Unit does not exist or unit is out of scope (259)

Select this noninterview category if there is an issue with the sampling frame and you are not able to locate the unit or easily determine which unit to interview. Also select this category when you can locate the unit but it is not in scope or eligible for interviewing (for example, a GQ comes back from listing as non-institutional, but when the interviewing FR goes out, it is converted to an institutional GQ, and no longer in scope).

3.2 Procedures

Type C noninterviews are beyond your control. Explain the situation in an email and send it to your RO. Also, include this explanation in the "Case Level Note Editor" screen in case management of the affected case. Enter the appropriate precode on the TYPEC screen in the Front Section of the instrument.

As a reminder, you must identify a knowledgeable contact person, such as a neighbor, janitor, or other knowledgeable person when classifying a case as a Type C noninterview. Remember when inquiring about addresses or residents, you may say you are a representative of the U.S. Census Bureau, and you are conducting a survey for the National Center for Health Statistics, which is part of the Centers for Disease Control and Prevention, but you must not mention the particular name of the survey.

APPENDICES

Appendix 1. Outcome Codes

CODE	DEFINITION
201	Complete interview
202	Accessed instrument, no progress
203	Sufficient partial interview, no follow-up
204	Insufficient partial interview, follow-up needed
205	Sufficient partial interview, follow-up needed
215	Type A - Insufficient partial interview, no follow-up
213	Type A - Language problem
216	Type A - No one home, repeated calls
217	Type A - Temporarily absent, no follow-up
218	Type A - Refused
219	Type A - Other Type A
220	Type A - Temporarily absent, follow-up possible
221	Type A – All Respondents Ineligible
222	Type A - All Ages Guessed
223	Type B - Occupied entirely by Armed Forces members
224	Type B - Occupied entirely by minors
225	Type B - Occupied entirely by persons with URE
226	Type B - Vacant, nonseasonal
228	Type B - Unfit or to be demolished
229	Type B - Under construction, not ready
230	Type B - Converted to temporary business or storage
231	Type B - Unoccupied site for mobile home, trailer, or tent
233	Type B - Other Type B
235	Type B - Vacant, seasonal
240	Type C - Demolished
241	Type C - House or trailer moved
243	Type C - Converted to permanent business or storage
244	Type C - Merged
245	Type C - Condemned
247	Type C - Unused line of listing sheet
248	Type C - Other Type C
256	Type C - Removed during subsampling
259	Type C - Unit does not exist or unit is out of scope

Appendix 2. Confidentiality

A2.1 What is Confidentiality?

The term "confidentiality" refers to the guarantee that is made to individuals who provide survey information regarding disclosure of that information to others, as well as the uses of that information. The specific guarantee of confidentiality can vary by survey. This appendix explains the guarantee of confidentiality given to respondents in the National Health Interview Survey and what you should do to maintain this guarantee. Your 11-55 Administrative Handbook also contains information on nondisclosure policies, violations of confidentiality, and ways to prevent careless disclosure. You took an oath not to reveal information collected, and you are required to sign an annual certification of compliance with the Census Bureau's nondisclosure policy.

A2.2 The Guarantee of Confidentiality

The U.S. Public Health Service provides the guarantee of confidentiality for the National Health Interview Survey. This guarantee is contained in the "Assurance of Confidentiality" statement, which is seen on the COVER screen at the beginning of the NHIS instrument:

"We take your privacy very seriously. All information that relates to or describes identifiable characteristics of individuals, a practice, or an establishment will be used only for statistical purposes. NCHS staff, contractors, and agents will not disclose or release responses in identifiable form without the consent of the individual or establishment in accordance with section 308(d) of the Public Health Service Act (42 U.S.C. 242m(d)), and the Confidential Information Protection and Statistical Efficiency Act (42 U.S.C. 3561-3583). In accordance with CIPSEA, every NCHS employee, contractor, and agent has taken an oath and is subject to a jail term of up to five years, a fine of up to \$250,000, or both if he or she willfully discloses ANY identifiable information about you and/or your family. In addition to the above cited laws, NCHS complies with the Federal Cybersecurity Enhancement Act of 2015 (6 U.S.C. § 151 and 151 note) which protects Federal information systems from cybersecurity risks by screening their networks."

A similar statement is also made in the HIS-600(L)(G) Advance Letter to fulfill the requirements of the Privacy Act of 1974.

A2.3 Special Sworn Employees (SSEs)

The Census Bureau has the authority to use temporary staff in performing its work as long as such staff is sworn to preserve the confidentiality of the data. These temporary staff members are called Special Sworn Employees (SSEs). SSEs are subject to the same restrictions and penalties as you regarding the treatment of confidential data. Staffs from the sponsoring agency for this survey are made SSEs to allow them to observe interviewing. Anyone who is not

a Census Bureau employee or an SSE of the Census Bureau is referred to as an "unauthorized person."

A2.4 Authorized Persons

The agreement between the Census Bureau and the sponsor regarding the confidentiality of the data collected in the NHIS briefly states that the sponsor's employees (including contractors and grantees) may not disclose the data in a form permitting identification of any individual or establishment and may not use the data for law enforcement, regulatory, or any other purposes that are inconsistent with the stated purpose(s) of the survey. The sponsor is responsible for enforcing the conditions of the agreement and may authorize non-Census employees to observe interviewing or review completed questionnaires. These persons will have the same restrictions and penalties as you regarding the treatment of confidential data. Anyone who is not a Census Bureau employee or properly authorized by the sponsor to view confidential data is referred to as an "unauthorized person."

A2.5 How to Maintain Confidentiality

- a. **When No One is Home at a Sample Address:** You may ask a neighbor, apartment manager, or someone else living nearby when they expect someone to be home at the sample address. When requesting this information, do not mention the National Health Interview Survey by name and do not attempt to describe the survey. To gain cooperation, you may say:

"I am _____ from the U. S. Census Bureau. Here is my identification (show ID). I am conducting a survey for the Centers for Disease Control and Prevention, and I would like to know when someone at (address) will be home." (Or something similar)

- b. **When Conducting Interviews:** Do **not** permit unauthorized persons (including members of your family) to listen to an interview. For example:

(1) When conducting an interview with someone in a Group Quarters, such as a group home, if others are present, ask the respondent if he or she wants to be interviewed privately. If so, make the necessary arrangements to conduct the interview where and/or when it cannot be overheard by others.

(2) When conducting an interview in a home, if persons not participating in the survey are present (for example, neighbors, friends, other non-"family" members), use your discretion in asking the respondent if he or she wants to be interviewed privately. Since this may be awkward to ask in some situations, you might ask if another time would be more convenient. If so, make the necessary arrangements to accommodate the respondent. In a situation where you proceed with the interview, but persons not participating in the survey approach, it is appropriate to close the interviewing laptop or turn it away from view to protect the respondent's privacy.

(3) When conducting an interview in which an interpreter is required, ask the respondent if he or she is willing to have another person act as an interpreter. If the respondent objects to the interpreter and a more suitable one cannot be located at the time of the interview, call your Regional Office to see if another interviewer who speaks the respondent's language can conduct the interview.

(4) When conducting interviews by telephone, do not allow unauthorized persons to listen to your conversation.

- c. **Keeping Forms Secure:** Any forms that contain information about the household must be kept out of view and secure until they are mailed to the appropriate person or office. Keep them in a specially designated place in your home.

A2.6 Discussing Your Job with Family, Friends, and Others

You must **not** reveal any information which you obtained during an interview or identify any persons who participated in the survey to unauthorized persons.

A2.7 Subpoena of Records

In the event of a record collected in the National Health Interview Survey being subpoenaed, any Census Bureau employee upon whom such subpoena is served will communicate with the Director of the Census Bureau through the Regional Office. Action to satisfy such subpoena will be taken only as authorized by Public Health Service Regulations, section 1.108 of Title 42, U.S.C.

Appendix 3. Group Quarters Types and Descriptions

A3.1 Institutional Group Quarters

- Correctional Institutions, including:
 - Federal detention centers
 - Federal prisons
 - State prisons
 - Local jails and other municipal confinement facilities
 - Correctional residential facilities (for example, halfway houses for correctional purposes)
 - Military disciplinary barracks and jails
 - Other types of correctional institutions
- Juvenile Institutions, including:
 - Group homes for juveniles (non-correctional) including orphanages, maternity homes, and homes for abused and neglected children in need of services
 - Residential treatment centers for juveniles (non-correctional), including facilities for treatment of drug/alcohol abuse, mental illness, and emotional/behavioral disorders
 - Correctional facilities intended for juveniles
- Hospitals and Wards, In-patient Hospice Facilities, including facilities for:
 - Drug/alcohol abuse
 - Nursing homes/skilled nursing facilities
 - Mental (psychiatric) hospitals and psychiatric units in other hospitals
 - General hospitals for patients who have no usual home elsewhere
 - Military treatment facilities with assigned active duty patients
 - Residential schools for persons with disabilities (for example, for physically or developmentally disabled)

A3.2 Non-Institutional Group Quarters

- Military Quarters, including:
 - Barracks, dormitories, unaccompanied personnel housing, and similar living quarters on base.
 - Transient quarters for temporary residents on base.
- Emergency and transitional shelters (with sleeping facilities) for persons experiencing homelessness, including:
 - Shelters for children who are runaways, neglected or experiencing homelessness
 - Shelters (such as churches) that provide temporary shelter during extremely cold weather
 - Hotels/motels/hostels used to shelter persons experiencing homelessness
 - Group homes intended for adults (non-correctional)
- Residential treatment centers intended for adults (non-correctional), including for:
 - Drug/alcohol abuse
 - Mental illness

- Emotional/behavioral disorders
- Physically disabled
- Workers' dormitories, including:
 - Worker's group living quarters
 - Job Corps centers and residential vocational training facilities
 - Group living quarters at migratory farmworker camps
 - Energy enclaves in Alaska
 - Dormitories for nurses and interns in hospitals
- Religious group quarters, such as convents, monasteries, rectories, and abbeys
- Other non-household living situations, such as hostels, YMCAs, and YWCAs.
- Residential care facilities providing "protective oversight."

A3.3 Ineligible Group Quarters (Excluded from NHIS sample)

- Military ships
- Soup kitchens
- Domestic violence shelters
- Regularly scheduled mobile food vans
- Targeted non-sheltered outdoor locations
- Maritime/merchant vessels
- Living quarters for victims of natural disasters
- Student quarters in college/university housing, including dormitories, fraternity, and sorority houses. This category also includes seminaries.

Appendix 4. Distinguishing Institutional and Non-Institutional Group Quarters from Housing Units at the Time of Interview

Living Situation	Group Quarters		Housing Unit	Transitory Unit	Comments
	Inst.	Non-Inst.			
Abbeys - <i>see also Convents, Monasteries</i>		X			
Apartments		X	X		Treat as a GQ provided they house unmarried students only and are owned, leased, or managed by a college or university. In all other cases, apartments should be considered housing units.
Assisted Living Communities - <i>See also continuing care communities, life care communities, nursing homes.</i>	X		X		Treat an assignment in an assisted living community as a GQ if residents receive skilled nursing care; otherwise, treat as one or more housing units.
Bed and Breakfasts		X	X	X	Depending on the situation, bed and breakfasts may be considered housing units, transitory units, or group quarters: If your assigned unit within the bed and breakfast is temporarily being used to house the

Living Situation	Group Quarters		Housing Unit	Transitory Unit	Comments
	Inst.	Non -Inst.			
					homeless, consider it a GQ unit. If your assigned unit within the bed and breakfast is a transitory unit, it is out of scope. If your assigned unit within the bed and breakfast is a housing unit, it is in scope for interviewing.
Boarding Houses			X		Unless residents receive some kind of specialized care
Boats - <i>see also Marinas</i>			X	X	Boats that are transitory unit are not in scope for current surveys. Only interview boats considered to be housing units.
Campgrounds			X	X	Transitory units at campgrounds are not in scope for the current surveys. Only interview housing units assigned at campgrounds.
Camps			X		
Carnivals and Circuses			X		It is rare that we have a chance to capture these workers in

Living Situation	Group Quarters		Housing Unit	Transitory Unit	Comments
	Inst.	Non -Inst.			
					sample. These interviews are valuable as it is likely that they may have different health characteristics than the rest of the population. If occupied, conduct the interview unless all residents have another specific residence where they spend six months or more each year.
Children's Homeless Shelters		X			
College Housing - <i>see also apartments, dormitories, fraternity and sorority houses</i>		X	X		Treat on-campus dormitories, fraternity houses, and sorority houses, and apartments as GQs provided they only house unmarried students and are owned, not leased, by the college. Treat anything else off campus, such as buildings housing married students, buildings leased by the college, and rooming houses, as HUs.
Communes		X			

Living Situation	Group Quarters		Housing Unit	Transitory Unit	Comments
	Inst.	Non -Inst.			
Congregate care facilities - <i>see also independent living communities</i>		X	X		Treat an assignment in a congregate care facility as a GQ if residents receive skilled nursing care; otherwise, treat as one or more housing units.
Continuing Care Communities		X	X		Treat an assignment in a continuing care community as a GQ if residents receive skilled nursing care; otherwise, treat as one or more housing units.
Convents - <i>see also abbeys, monasteries</i>		X			
Correctional Facilities	X				
Dormitories		X			Examples: College dormitories (containing non-married students), agricultural worker dormitories, and non-agricultural worker dormitories. On-campus student quarters in college dormitories are considered out of scope for NHIS.
Fairs			X	X	Transitory units at fairs are not in scope for the current surveys. Only

Living Situation	Group Quarters		Housing Unit	Transitory Unit	Comments
	Inst.	Non-Inst.			
					interview housing units assigned at fairs.
Fraternity Houses		X			
Group homes	X	X			Treat as institutional if for juveniles (non-correctional) and as non-institutional if for adults (non-correctional)
Halfway houses	X	X			Treat as institutional if for correctional purposes, otherwise non-institutional.
Homeless Shelters		X			
Hospices	X		X		Treat as GQ unless you think the living quarters instead meets the HU definition
Hospitals	X				
Hostels		X	X	X	Depending on the situation, hostels may be considered housing units, transitory units, or group quarters: If your assigned unit within the hostel is temporarily being used to house the homeless,

Living Situation	Group Quarters		Housing Unit	Transitory Unit	Comments
	Inst.	Non -Inst.			
					<p>consider it a GQ unit.</p> <p>If your assigned unit within the hostel is a transitory unit, it is out of scope</p> <p>If your assigned unit within the hostel is a housing unit, it is in scope for interviewing.</p>
Hotels - <i>see also homeless shelters, inns, motels, resorts</i>		X	X	X	<p>Depending on the situation, hotels may be considered housing units, transitory units, or group quarters:</p> <p>If your assigned unit within the hotel is temporarily being used to house the homeless, consider it a GQ unit.</p> <p>If your assigned unit within the hotel is a transitory unit, it is out of scope.</p> <p>If your assigned unit within the hotel is a housing unit, it is in scope for interviewing.</p>

Living Situation	Group Quarters		Housing Unit	Transitory Unit	Comments
	Inst.	Non -Inst.			
Independent Living Communities - <i>see also congregate care facilities</i>		X	X		Treat an assignment in an independent living community as a GQ if residents receive skilled nursing care; otherwise, treat as one or more housing units.
Inns - <i>See also homeless shelter, hotels, motels, resorts</i>		X	X	X	Depending on the situation, inns may be considered housing units, transitory units, or group quarters: If your assigned unit within the inn is temporarily being used to house the homeless, consider it a GQ unit. If your assigned unit within the inn is a transitory unit, it is out of scope. If your assigned unit within the inn is a housing unit, it is in scope for interviewing.
Job Corps Facilities - <i>see also vocational training facilities</i>		X			
Juvenile Facilities	X				

Living Situation	Group Quarters		Housing Unit	Transitory Unit	Comments
	Inst.	Non -Inst.			
Life Care Communities	X		X		Treat an assignment in a life care community as a GQ if residents receive skilled nursing care; otherwise, treat as one or more housing units.
Manses - <i>see also parsonages, rectories</i>			X		Treat a manse or parsonage as one or more HUs. Treat a rectory as a GQ.
Marinas - <i>see also boats.</i>			X	X	Transitory units at marinas are not in scope for the current surveys. Only interview housing units assigned at marinas.
Military Barracks		X			
Military Campgrounds			X		
Military hotels/motels			X		
Military Transient Quarters for Temporary Residents of Military Installations		X			
Mobile Homes - <i>see also RV parks, Trailer Park, Trailers</i>			X		
Monasteries - <i>see also Abbeys, Convents</i>		X			
Motels - <i>see also Homeless Shelters, Hotels, Inns, Resorts.</i>		X	X	X	Depending on the situation, motels may be considered

Living Situation	Group Quarters		Housing Unit	Transitory Unit	Comments
	Inst.	Non -Inst.			
					<p>housing units, transitory units, or group quarters:</p> <p>If your assigned unit within the motel is temporarily being used to house the homeless, consider it a GQ unit.</p> <p>If your assigned unit within the motel is a transitory unit, it is out of scope.</p> <p>If your assigned unit within the motel is a housing unit, it is in scope for interviewing.</p>
Nursing Homes - <i>see also Assisted Living communities, Continuing Care Communities, Life Care Communities</i>	X				
Parsonages - <i>see also manse, rectories</i>			X		Treat a parsonage or manse as one or more HU. Treat a rectory as a GQ.
Race Tracks			X	X	Transitory units at racetracks are not in scope for the current surveys. Only interview housing units assigned at racetracks.

Living Situation	Group Quarters		Housing Unit	Transitory Unit	Comments
	Inst.	Non -Inst.			
Rectory - <i>see also manse, parsonage</i>		X			Treat a rectory as a GQ, treat a parsonage or manse as one or more HU.
Resorts - <i>see also homeless shelter, hotels, inns, motels</i>		X	X	X	<p>Depending on the situation, resorts may be considered housing units, transitory units, or group quarters:</p> <p>If your assigned unit within the resort is temporarily being used to house the homeless, consider it a GQ unit.</p> <p>If your assigned unit within the resort is a transitory unit, it is out of scope.</p> <p>If your assigned unit within the resort is a housing unit, it is in scope for interviewing</p>
Rooming Houses			X		Unless residents receive some kind of specialized care.
RV Parks - <i>see also mobile homes, trailer parks, trailers</i>			X	X	Transitory units at RV Parks are not in scope for the current surveys. Only interview housing units assigned at RV parks.

Living Situation	Group Quarters		Housing Unit	Transitory Unit	Comments
	Inst.	Non -Inst.			
Shelters - <i>see also homeless shelters</i>		X			
Sorority Houses		X			
Staff Housing within a GQ			X		
Trailer Parks - <i>see also mobile homes, RV parks, trailers</i>			X		
Trailers - <i>See also mobile homes, RV parks, trailer parks</i>			X		
Vocational Training Facilities - <i>see also job corps facilities</i>		X			
YMCAs		X			
YMHAs		X			
YWCA's		X			

Appendix 5. Household Membership

WHO IS TO BE INCLUDED AS A HOUSEHOLD MEMBER	Include as member of household	
<p>A. PERSONS LIVING OR STAYING IN SAMPLE UNIT AT TIME OF INTERVIEW</p> <p>Any person in unit: members of family, lodgers, service staff, visitors, etc.</p> <p>1. Ordinarily stay here all the time (sleep here) _____</p> <p>2. Here temporarily – no living quarters held for person elsewhere _____</p> <p>3. Here temporarily – living quarters held for person elsewhere _____</p> <p>In Armed Forces</p> <p>1. Stationed in this locality, usually sleep here _____</p> <p>2. Temporarily here on leave – stationed elsewhere _____</p> <p>Student – Post-Secondary and/or Nursing School</p> <p>1. Staying here, attending school _____</p> <p>2. Here temporarily for summer vacation – no living quarters held for person elsewhere _____</p> <p>3. Here temporarily for break or visiting – on-campus living quarters held for person elsewhere _____</p> <p>4. Here temporarily for break or visiting – off-campus living quarters held for person elsewhere _____</p>	<p>Yes</p> <p>Yes</p> <p>Yes</p> <p>Yes</p> <p>Yes</p> <p>Yes</p> <p>Yes</p> <p>No</p>	<p>No</p> <p>No</p> <p>No</p> <p>No</p> <p>No</p> <p>No</p> <p>No</p>
<p>B. ABSENT PERSONS WHO USUALLY LIVE HERE</p> <p>Persons living in institutionalized Group Quarters (GQs) – Absent because person living in an institution (see Field Representative Manual Appendix 3) regardless of whether or not living quarters held for person at sample address. _____</p> <p>Persons temporarily absent, on vacation, in general hospital, etc. (including veterans' facilities that are general hospitals) – Living quarters held here for person _____</p> <p>Absent in connection with job</p> <p>1. Living quarters held here for person – temporarily absent while "on the road" in connection with job (e.g., persons on work-related travel, long-distance truckdriver) _____</p> <p>2. Living quarters held here and elsewhere for person who comes here infrequently (e.g., construction engineers, mission workers) _____</p> <p>3. Living quarters held here at home for college student working away from home during summer school vacation _____</p> <p>In Armed Forces – Were members of this household at time of induction but currently stationed elsewhere _____</p> <p>In school – Away attending post-secondary or nursing school and living in on-campus housing _____</p> <p>– Away attending post-secondary or nursing school and living in off-campus housing _____</p> <p>– Away attending boarding school _____</p> <p>Persons who work at sea – Living quarters held here for person _____</p>	<p>Yes</p> <p>Yes</p> <p>Yes</p> <p>Yes</p> <p>Yes</p> <p>Yes</p> <p>Yes</p> <p>Yes</p> <p>Yes</p> <p>Yes</p> <p>Yes</p>	<p>No</p> <p>No</p> <p>No</p> <p>No</p> <p>No</p> <p>No</p> <p>No</p> <p>No</p> <p>No</p> <p>No</p> <p>No</p>
<p>C. EXCEPTIONS AND DOUBTFUL CASES</p> <p>Person with two concurrent residences</p> <p>1. Regularly sleep greater part of week in another locality _____</p> <p>2. Regularly sleep greater part of week here _____</p> <p>Citizens of foreign countries temporarily in the United States</p> <p>1. Living on premises of an Embassy, Ministry, Legation, Chancellery, or Consulate _____</p> <p>2. Not living on premises of an Embassy, Ministry, etc. –</p> <p>a. If living and studying here and no usual place of residence elsewhere in the United States _____</p> <p>b. If living and working here and no usual place of residence elsewhere in the United States _____</p> <p>c. If merely visiting or traveling in the United States _____</p>	<p>Yes</p> <p>Yes</p> <p>Yes</p> <p>Yes</p> <p>Yes</p> <p>Yes</p> <p>Yes</p>	<p>No</p> <p>No</p> <p>No</p> <p>No</p> <p>No</p> <p>No</p> <p>No</p>

Appendix 6. Samples of NHIS Materials

Advance Letter

Languages available: English, Spanish

How to order: Request from RO

<div data-bbox="284 447 360 499"></div> <div data-bbox="381 447 495 499"></div> <div data-bbox="519 447 771 510"><p>Centers for Disease Control and Prevention National Center for Health Statistics 3311 Toledo Road Hyattsville, MD 20782</p></div> <p>Dear Resident,</p> <p>Your address has been selected to participate in the 2024 National Health Interview Survey (NHIS).</p> <p>What is the NHIS? NHIS is the oldest household health survey in the United States. It is conducted by the National Center for Health Statistics (NCHS), a part of the Centers for Disease Control and Prevention (CDC), and the U.S. Census Bureau is contracted to collect the data. Since 1957, NHIS data has shown whether Americans' health is getting better or worse and which groups of people are more likely to have health problems. This helps the CDC and other organizations develop programs to keep America healthy. To learn more, see https://www.cdc.gov/nchs/nhis.htm.</p> <p>What to do now Call 1-800-992-3530, then press 5 to schedule your appointment at a time that is convenient for you including days, evenings, and weekends. For most households, the interview will take less than an hour.</p> <p>Why should I participate?</p> <ul style="list-style-type: none">• Help kids. Public health workers use NHIS data to improve programs that keep kids and families healthy.• Help adults. Doctors use NHIS data to identify factors that help adults live longer, healthier lives.• Help veterans. Veterans groups use NHIS data to track veterans' health and advocate for better programs.• Help your family members, friends, and community. NHIS data helps researchers understand how we can achieve and sustain the good health we all want for ourselves and for the people we love. <p>What to expect</p> <ol style="list-style-type: none">1. A U.S. Census Bureau interviewer (with Census Bureau ID) will come to your home.2. They will ask you a few questions about the people living at this address.3. A computer will randomly pick one adult and one child (if present) for the health interview.4. The interviewer will ask the adult about their own health and a family member about the health of the child. <p>You Cannot be Replaced. We want the survey to represent the whole United States. The only way to do this is to randomly select addresses. Only people who live at these addresses participate. We rely on you to make the survey results as accurate as possible. Participation is voluntary, but we cannot replace you with another person.</p> <p>Confidentiality Ensured. Everything you tell us is confidential. Your household's information is ONLY used for statistical purposes. We remove all personally identifying information from the data. After that, the data is posted on the NHIS website for future research or to guide public health decisions.</p> <p>Thank you for participating in this important survey.</p> <p>Sincerely, Brian C. Moyer, Ph.D. Director, National Center for Health Statistics Centers for Disease Control and Prevention</p> <div data-bbox="695 1066 771 1144"></div> <div data-bbox="698 1144 779 1171"><p>HS-6003.1(1) (10-2023) U.S. Census Bureau Los Angeles Regional Office</p></div>	<p>FREQUENTLY ASKED QUESTIONS ABOUT THE NATIONAL HEALTH INTERVIEW SURVEY (NHIS)</p> <ol style="list-style-type: none">1. HOW WAS I CHOSEN FOR THE SURVEY? Your address was randomly selected from all of the addresses in the United States. We do not know who lives at each address. Every month we pick between 6,500 and 6,900 home addresses across the entire country. Everyone has a chance to be picked. This process ensures that the addresses selected represent everyone in the United States.2. WHY NOT INTERVIEW AT THE HOUSE ACROSS THE STREET? WHY IS MY PARTICIPATION IMPORTANT? You are important! The people across the street are not the same as you. We cannot swap one address for another. If we did that, the survey results would not accurately describe the entire country.3. I AM NOT SICK - WHY SHOULD I TAKE PART IN A HEALTH SURVEY? This is a survey of the nation's health. We want to know how many people are sick and why they are sick. We also want to know how many people are healthy and what makes them healthy. Everyone's answers are important.4. WHAT ARE YOU GOING TO ASK ME? NHIS asks about a lot of things. We will ask about doctor visits, medical conditions, health insurance, and other topics. We also ask questions to understand the health information you give us. For example, we ask about race and income. We will also ask if it is okay to combine your answers with information from other places, like medical records. Most people have no difficulty with any of the questions in NHIS. You might find some questions to be sensitive. You may choose not to answer any or all questions in this survey and can stop at any time. There are no penalties for refusing to answer questions. However, the information we collect is very important. We need your help to ensure that the survey results are complete and correct. You are getting a special chance to make a difference in the health of the nation.5. CAN I COMPLETE THE SURVEY ONLINE? One of the reasons that NHIS is the U.S. gold standard health survey is that the data are collected by highly trained and skilled U.S. Census Bureau interviewers. There is no online option for NHIS.6. WHO WILL SEE MY ANSWERS? NCHS collects and uses information you provide in accordance with System of Records Notice 09-20-0164, Health and Demographic Surveys Conducted in Probability Samples of the United States (https://www.cdc.gov/SORN/notice/09-20-0164.htm). We take your privacy very seriously. We combine your household's answers with other people's answers in a way that keeps everyone's identity secret. As required by federal law, your identity can be seen only by those NCHS employees and specially designated agents (such as the U.S. Census Bureau) who need that information for a specific reason. No one else can see your answers until information that could identify you and/or your family has been removed.7. WHAT LAWS PROTECT MY PRIVACY? Congress authorized the NHIS data collection in Section 306 of the Public Health Service Act (42 United States Code 242k). Strict federal laws prevent us from releasing information that could identify you or your family to anyone else without your permission. These laws are: Section 308(c) of the Public Health Service Act (42 U.S.C. 242m(d)); the Confidential Information Protection and Statistical Efficiency Act (44 U.S.C. §§ 3561-3583); and the Privacy Act of 1974 (5 U.S.C. § 552a). Every National Center for Health Statistics employee, contractor, research partner, and agent has taken an oath to keep your information private. Anyone who willfully discloses ANY identifiable information about ANYONE in the survey could get a jail term of up to 5 years, a fine of up to \$250,000, or both. In addition to the above cited laws, NCHS complies with the Federal Cybersecurity Enhancement Act of 2015 (6 U.S.C. §§151 and 151 note), which protects federal information systems from cybersecurity risks by screening their networks.8. WHO PROTECTS THE INTERESTS OF SURVEY PARTICIPANTS? The Ethics Review Board (ERB) of NCHS reviews survey content and methods to protect study participants. You may call the ERB to ask about your rights as a participant in this survey. The toll-free number is 1-800-223-8118. You will get an answering service. Please leave a brief message with your name and phone number. Say you are calling about Protocol #2019-09. Your call will be returned promptly. <p>HS-6003.1(1) (10-2023)</p>
---	---

Foreign Language Advance Letters

Languages available: Russian, Korean, Mandarin/Chinese, Vietnamese

How to order: Request from RO


Confidentiality Bookmark - NHIS Keeping your information safe for over 60 years

Languages available: English, Spanish

How to order: Request from RO

National Health Interview Survey


Keeping your information safe for over 60 years




Your personal information is always confidential. In fact, the National Center for Health Statistics (NCHS) is bound by law to protect your information based on rigorous privacy standards that safeguard National Health Interview Survey (NHIS) participants.

These laws include the **Privacy Act of 1974** (5 U.S.C. § 552a), the **Public Health Service Act** (42 U.S.C. § 242m (d)), and the **Confidential Information Protection and Statistical Efficiency Act of 2018** (Title III of Public Law 115-435).

As required by federal law, your identity can be seen only by those NCHS employees and specially designated agents (such as the U.S. Census Bureau) who need to access your information for an authorized reason. No one else can see your answers until all information that could identify you and/or your family has been removed. In fact, we cannot share your information with anyone else even if we get a subpoena or Freedom of Information Act (5 U.S.C. § 552) request.





Taking an oath to protect your health data

Everyone who works with your information has taken an oath to keep your information private. Anyone who shares private information about you can be fined up to \$250,000, lose their job, and go to jail for up to 5 years.

NCHS experts combine your information with data collected from thousands of other NHIS participants. We use NHIS data to produce statistics that describe the health of the U.S. population.

The ability to keep your information safe is one reason why people like you take part in this survey. The questions you answer help provide accurate information about the health of the U.S. population.

Questions?

If you have questions about how your information is kept safe, contact:

Confidentiality Office
National Center for Health Statistics
3311 Toledo Road
Hyattsville, MD 20782
Phone: 1-888-642-4159
E-mail: NCHSconfidentiality@cdc.gov

For more information on NHIS ...
Visit www.cdc.gov/nhis, e-mail NHIS@cdc.gov, or call 301-458-4001.

The National Health Interview Survey (NHIS) is conducted by the National Center for Health Statistics (NCHS), a part of the Centers for Disease Control and Prevention (CDC). The U.S. Census Bureau started collecting NHIS data in 1957.

HS-571 (10-2019) CS298780

2024 NHIS Visual Abstracts and Quickstats Booklet

Languages available: English

How to order: Request from RO

HIS-101
January 2024

2024 National Health Interview Survey Visual Abstracts and Quickstats Booklet



United States[®]
Census
Bureau

Selling the Survey Brochure



Languages available: English, Spanish

How to order: Request from RO


NATIONAL CENTER FOR HEALTH STATISTICS
National Health Interview Survey
A Healthier America Begins With You

Our Responsibilities to You

- We Answer Your Questions**
Your U.S. Census Bureau interviewer is happy to answer any questions you may have about the survey.
- We Ensure Your Safety**
All of our interviewers carry photo ID cards. To verify Census Bureau staff, you can also visit <https://www.census.gov/staffsearch>.
- We Respect Your Time**
Interviews can be arranged at a time convenient for you.
- We Guard Your Privacy**
Your information is protected by strict federal laws. Your answers are combined with others and used only for health research.
- You are in Charge**
You decide what information you want to provide. You choose which questions to answer. Most people find the questions interesting and easy to answer.




NHIS is conducted by the National Center for Health Statistics.
The U.S. Census Bureau is the NHIS data collection agent.



NHIS is a survey that has monitored the health of our nation since 1957. [Learn more.](#)

For more information on NHIS, visit <https://www.cdc.gov/nchs/nhis/participant.htm>.


HIS-550 (10-2019) CS298760



Key Findings Booklet - NHIS Monitoring the Nation's Health Since 1957

Languages available: English

How to order: Request from RO



Note: You can show this material to respondents or hand it to them during the interview, but get it back before you leave.

Process Factsheet

Languages available: English

How to order: Request from RO

A Healthier America Begins With You

Each year, thousands of people like you participate in the **National Health Interview Survey (NHIS)**. NHIS data are analyzed and described in scientific reports published by the National Center for Health Statistics (NCHS). These reports help policy makers set national health priorities that inspire positive change for you and the rest of America.

Learn more about our process below. It begins with you.

- 1** Your address was selected to participate in NHIS through a scientific process. The information you provide is combined with information from thousands of other survey participants to create a picture of American health.
- 2** Your personal information is always confidential. In fact, NCHS is bound by law to protect your data according to rigorous privacy standards that have safeguarded every NHIS participant since the first survey in 1957.
- 3** Your participation in NHIS helps identify trends in health status and access to health care as well as progress toward achieving a healthier America. These findings are then published in scientific reports that expand knowledge and inspire change.
- 4** NHIS data are used by policy makers, researchers, health professionals, educators, and others who work to improve the health of our nation through better funding and spending choices, programs, and innovations.

16-552 (16-2018) CC08700

To verify Census Bureau staff, visit <https://www.census.gov/staffsearch>.
For more information on NHIS, visit <https://www.cdc.gov/nchs/nhis/participant.htm>.

The National Health Interview Survey (NHIS) is a trusted resource for public health information.

Note: You can leave this sheet with respondents, give to a resident for an absent Sample Adult, or leave as a thank you gift.

Postcard – NHIS in the News

Languages available: English

How to order: Request from RO

National Health Interview Survey

A Trusted and Reliable Resource

NHIS in the News

“The prevalence of autism in the U.S. appears steady”
—Scientific American, January 11, 2018

“As credible a data source on the uninsured as we have”
—Associated Press, May 22, 2019

“The government’s premier tool for annually assessing Americans’ health and behaviors”
—The Washington Post, July 15, 2014

“Fewer American adults are smoking than ever before”
—Time Magazine, June 19, 2018

“Less heart disease, stroke in immigrants than U.S.-born”
—Reuters, March 28, 2019

“A long-running federal survey considered to be a gold standard by researchers”
—The New York Times, June 23, 2015

“Many women can’t sleep and the health consequences can be huge”
—Today, September 7, 2017

The National Health Interview Survey (NHIS) is a trusted resource for public health information.

National Health Interview Survey: A Healthier America Begins With You

Hello!

The National Health Interview Survey (NHIS), conducted by the National Center for Health Statistics, is the nation’s largest and oldest in-person household health survey. NHIS has been taking the pulse of America since 1957.


The success of NHIS depends on participation from people like you. By taking part, you will be supplying the nation with a wealth of information about a variety of important public health topics, including health insurance, anxiety and depression, tobacco usage, history of cancer, and more.

Findings from NHIS studies help to inform life-saving research. Local, state, and federal agencies trust and rely on NHIS data to guide health policy and make good spending choices.

The information you provide will be combined with thousands of other survey responses, and together you will help tell the story of our nation’s health.


National Center for Health Statistics
Division of Health Interview Statistics
3311 Toledo Road
Hyattsville, MD 20782-2064

Thank you
for participating and for helping represent
our nation’s most important asset...
People Just Like You.



HS-553 (10-2019)

To verify Census Bureau staff, visit <https://www.census.gov/staffsearch>.
For more information on NHIS, visit <https://www.cdc.gov/nchs/nhis/participant.htm>.

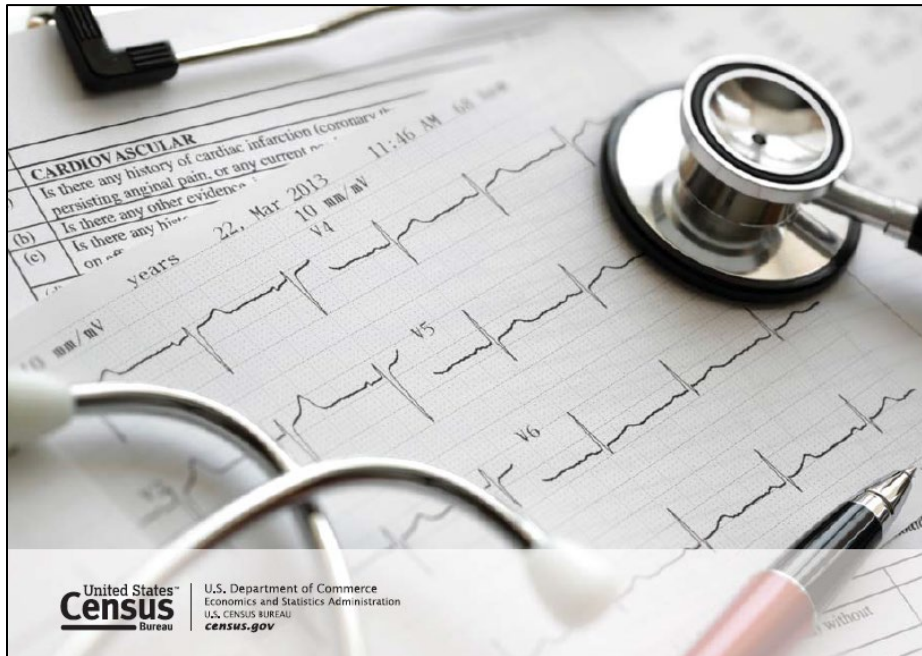


Note: You can give this postcard to respondents, give to a resident for an absent Sample Adult, or leave as a thank you gift. **Do not** leave this postcard or the Process Factsheet in the door unless you leave it inside an envelope. If you run out of Process Fact Sheets or Postcards, you can request additional copies through your Regional Office.

NHIS No One Home Postcard

Languages available: English, Spanish

How to order: Request from RO



Please contact me to schedule an appointment.

Field Representative
U.S. Census Bureau

Dear Household,

Sorry we missed you! The U.S. Census Bureau is conducting a survey. The survey asks questions about your health, and the answers you provide will help us understand the health concerns we face today and even make us aware of any new health issues.

Your home has been selected for a survey. Your answers will represent thousands of other homes like yours. We hope you will participate. Everything you tell us is confidential. Your information is only used for statistical research.

Sincerely,
U.S. Census Bureau

HIS-803(P) Issue date: (08-2018)

NHIS Note Card


Languages available: English

How to order: Request from RO

Front of Note Card




Back of Note Card



HIS How to Get Food Help





Languages available: English, Spanish

How to order: Request from RO



United States Department of Agriculture
Food and Nutrition Service

How To Get Food Help



If you need food help today, call 1-866-348-6479 (1-866-3-HUNGRY).
This is the USDA National Hunger Hotline. The hotline staff can help you find food near where you live. It's a free call. You can call Monday to Friday, 7:00 a.m. to 10:00 p.m., Eastern Time.
If you need help during other hours, visit www.hungerfreeamerica.org/.
For information on the Supplemental Nutrition Assistance Program (SNAP), call the SNAP Hotline at 1-800-221-5689. Text "SNAP" to 914-342-7744, or text "Food" for food resources, or text "Summer Meals" or "SFSP" for summer meal sites in your area, free of charge.

HIS-605 (9/2023)



United States Department of Agriculture
Food and Nutrition Service

Ayuda para conseguir alimentos

Del Departamento de Agricultura de los Estados Unidos



Si necesita alimentos hoy mismo, llame al 1-877-842-6273 (1-877-8-HAMBRE).
Línea nacional contra el hambre (Hunger Hotline) del USDA. El personal puede ayudarle a encontrar alimentos cerca de donde vive. Es una llamada gratuita. Puede llamar de lunes a viernes de 7:00 a.m. a 10:00 p.m. hora del este.
Si requiere ayuda en un horario diferente, favor de ir al sitio web en inglés: www.hungerfreeamerica.org/.
Para información sobre el Programa de Asistencia Nutritiva Suplementaria (SNAP), llame al 1-800-221-5689. Envíe el mensaje "SNAP" en texto al 914-342-7744 o envíe el mensaje "Food" en texto para recibir recursos de alimentos o envíe el mensaje "Verano" en texto para recibir sitios de comida durante el verano en su área, gratis.

HIS-605 (SP) (9/2023)



Please remember to use the cards as follows:

1. If a respondent asks about food assistance programs, or if you perceive a need for assistance, hand the respondent one English or Spanish "How to Get Food Help" card. The card contains a toll-free telephone number, website, and text number where the respondent can obtain further information. **NOTE: PLEASE WAIT UNTIL THE INTERVIEW IS COMPLETED BEFORE HANDING OUT THE CARD.** Do not stop an interview in progress to give the card to the respondent or to offer additional information about getting food help.
2. We have a limited supply of these cards. Only give the card to respondents who have questions or have a need for obtaining assistance with getting food help. Thus, please use the cards only as needed.

Thank You Letter

Languages available: English, Spanish

How to order: Request from RO



Centers for Disease Control and Prevention
National Center for Health Statistics
3311 Toledo Road
Hyattsville, MD 20782


Thank You

... for the help you have given the interviewer who just visited you. It is only through your cooperation that a survey such as the National Health Interview Survey can be carried out.

When your answers are combined with information given by others, they will reflect health conditions throughout the United States. Your answers to this survey will provide better information for health policies and decisions that affect millions of people across the United States.



I invite you to visit our website to learn more about the National Health Interview Survey:
www.cdc.gov/nchs/nhis.htm

We are grateful for your help.



Brian C. Moyer, Ph.D.
Director, National Center for Health Statistics
Centers for Disease Control and Prevention

HIS-601(L) (10-2022)



Centers for Disease Control and Prevention
National Center for Health Statistics
3311 Toledo Road
Hyattsville, MD 20782


Gracias

... por su ayuda que le ha dado al entrevistador que acaba de visitarle. Es solamente por medio de su cooperación que una encuesta como la Encuesta Nacional de Entrevistas de Salud se puede llevar a cabo.

Cuando sus respuestas se unen con la información proporcionada por otras personas entrevistadas, estas reflejarán las condiciones de salud en los Estados Unidos. Sus respuestas proveerán mejor información para políticas de salud y las decisiones que afectan a millones de personas de los Estados Unidos.

Le invito a visitar nuestro sitio web para aprender más sobre la Encuesta Nacional de Entrevistas de Salud: www.cdc.gov/nchs/nhis.htm

Estamos agradecidos por su ayuda.





Brian C. Moyer, Ph.D.
Director, Centro Nacional de Estadísticas de Salud
Centros para el Control y la Prevención de Enfermedades

HIS-601(L)(SP) (10-2022)

Sample Adult Letter

Languages available: English

How to order: Request from RO

		Centers for Disease Control and Prevention National Center for Health Statistics 3311 Toledo Road Hyattsville, MD 20782
<hr/>		
Date: _____		
Dear _____,		
Hello! My name is _____.		
I am a U.S. Census Field Representative, and I will visit your household again soon.		
I am happy to visit whenever is best for you: mornings, afternoons, evenings, or weekends.		
Please call me today to schedule your appointment:		
Here's why:		
<p>Your household was chosen to participate in the National Health Interview Survey, or NHIS, our nation's gold standard health survey. In the NHIS, one adult per household is randomly selected to be interviewed about their own health. The interview is confidential. In your household, you were selected.</p>		
<p>You can learn more about the NHIS from the materials left in your household and here: https://www.cdc.gov/nchs/nhis/participant.htm.</p>		
<p>You are important. You cannot be replaced.</p>		
<p>NHIS's high quality data inform decisions about where to spend tax dollars. By taking part in the NHIS, you help ensure resources aren't wasted and your community leaders have the guidance they need to help you and your loved ones stay healthy.</p>		
<p>Please call me today. Your appointment can be any time before _____.</p>		
Your U.S. Census Field Representative		
<hr/>		
HIS-603(L) (11-2022)		

Frequently Asked Questions
<p>Why can't another adult in your household tell us about <i>their</i> health?</p> <ul style="list-style-type: none">• Different people in a household have different health and health care needs.• We rely on random selection to ensure our results represent the whole country.• If we only interviewed whoever was first available, our national estimates would not be correct.
<p>Why can't another adult in your household tell us about <i>your</i> health?</p> <ul style="list-style-type: none">• Only you know exactly how and how much your health impacts your daily life.• Family members don't know as much as they think they do about how you feel and what you think.• Even when your family knows about your health, they don't answer questions the same way you would.• If we collected second-hand information, our data would not be as accurate.
<hr/>
HIS-603(L) (11-2022)

On Campus Student Advance Letter

Languages available: English

How to order: Request from RO

<<Date>>

<<F_RESPNAME>>
<<ADDRESS>>

Dear <<F_RESPNAME>>:

Your home address has been selected to participate in the 2024 National Health Interview Survey (NHIS). In the NHIS, one adult per household is randomly selected to be interviewed about their own health. In your household, you were selected.

What is the NHIS?
NHIS is the oldest household health survey in the United States. It is conducted by the National Center for Health Statistics (NCHS), a part of the Centers for Disease Control and Prevention (CDC), and the U.S. Census Bureau is contracted to collect the data. Since 1957, NHIS data has shown whether Americans' health is getting better or worse and which groups of people are more likely to have health problems. This helps the CDC and other organizations develop programs to keep America healthy. To learn more, see <https://www.cdc.gov/nchs/nhis.htm>.

What to do now
Call 1-800-262-4236, then press 4 to schedule your appointment at a time that is convenient for you, including days, evenings, and weekends. For most households, the interview will take less than an hour.

Why should I participate?

- **Help kids.** Public health workers use NHIS data to improve programs that keep kids and families healthy.
- **Help adults.** Doctors use NHIS data to identify factors that help adults live longer, healthier lives.
- **Help veterans.** Veterans groups use NHIS data to track veterans' health and advocate for better programs.
- **Help your family members, friends, and community.** NHIS data helps researchers understand how we can achieve and sustain the good health we all want for ourselves and for the people we love.

What to expect


1. A U.S. Census Bureau interviewer (with Census Bureau ID) will call you.
2. The interviewer will ask you about your own health.

You Cannot be Replaced. We want the survey to represent the whole United States. The only way to do this is to randomly select addresses. Only people who live at these addresses participate. We rely on you to make the survey results as accurate as possible. Participation is voluntary, but we cannot replace you with another person.

Confidentiality Ensured. Everything you tell us is confidential. Your household's information is ONLY used for statistical purposes. We remove all personally identifying information from the data. After that, the data is posted on the NHIS website for future research or to guide public health decisions.

Thank you for participating in this important survey.

Sincerely,



Brian C. Moyer, Ph.D.
Director, National Center for Health Statistics
Centers for Disease Control and Prevention

National Health Interview Survey
A Healthier America Begins With You

FREQUENTLY ASKED QUESTIONS ABOUT THE NATIONAL HEALTH INTERVIEW SURVEY (NHIS)

- 1. HOW WAS I CHOSEN FOR THE SURVEY?**
Your address was randomly selected from all of the addresses in the United States. We do not know who lives at each address. Every month we pick between 6,500 and 6,900 home addresses across the entire country. Everyone has a chance to be picked. This process ensures that the addresses selected represent everyone in the United States.
- 2. WHY NOT INTERVIEW AT THE HOUSE ACROSS THE STREET? WHY IS MY PARTICIPATION IMPORTANT?**
You are important! The people across the street are not the same as you. We cannot swap one address for another. If we did that, the survey results would not accurately describe the entire country.
- 3. I AM NOT SICK – WHY SHOULD I TAKE PART IN A HEALTH SURVEY?**
This is a survey of the nation's health. We want to know how many people are sick and why they are sick. We also want to know how many people are healthy and what makes them healthy. Everyone's answers are important.
- 4. WHAT ARE YOU GOING TO ASK ME?**
NHIS asks about a lot of things. We will ask about doctor visits, medical conditions, health insurance, and other topics. We also ask questions to understand the health information you give us. For example, we ask about race and income. We will also ask if it is okay to combine your answers with information from other places, like medical records. Most people have no difficulty with any of the questions in NHIS.

You might find some questions to be sensitive. You may choose not to answer any or all questions in this survey and can stop at any time. There are no penalties for refusing to answer questions. However, the information we collect is very important. We need your help to ensure that the survey results are complete and correct. You are getting a special chance to make a difference in the health of the nation.
- 5. CAN I COMPLETE THE SURVEY ONLINE?**
One of the reasons that NHIS is the U.S. gold standard health survey is that the data are collected by highly trained and skilled U.S. Census Bureau interviewers. There is no online option for NHIS.
- 6. WHO WILL SEE MY ANSWERS?**
NCHS collects and uses information you provide in accordance with System of Records Notice 09-20-0164, Health and Demographic Surveys Conducted in Probability Samples of the United States (<https://www.cdc.gov/SORR/nhics/09-20-0164.htm>). We take your privacy very seriously. We combine your household's answers with other people's answers in a way that keeps everyone's identity secret. As required by federal law, your identity can be seen only by those NCHS employees and specially designated agents (such as the U.S. Census Bureau) who need that information for a specific reason. No one else can see your answers until information that could identify you and/or your family has been removed.
- 7. WHAT LAWS PROTECT MY PRIVACY?**
Congress authorized the NHIS data collection in Section 306 of the Public Health Service Act (42 United States Code 242k). Strict federal laws prevent us from releasing information that could identify you or your family to anyone else without your permission. These laws are: Section 308(d) of the Public Health Service Act (42 U.S.C. 242m(d)); the Confidential Information Protection and Statistical Efficiency Act (44 U.S.C. §§ 3501-3583); and the Privacy Act of 1974 (5 U.S.C. § 552a). Every National Center for Health Statistics employee, contractor, research partner, and agent has taken an oath to keep your information private. Anyone who willfully discloses ANY identifiable information about ANYONE in the survey could get a jail term of up to 5 years, a fine of up to \$250,000, or both. In addition to the above cited laws, NCHS complies with the Federal Cybersecurity Enhancement Act of 2015 (6 U.S.C. §§ 151 and 151 note), which protects federal information systems from cybersecurity risks by screening their networks.
- 8. WHO PROTECTS THE INTERESTS OF SURVEY PARTICIPANTS?**
The Ethics Review Board (ERB) of NCHS reviews survey content and methods to protect study participants. You may call the ERB to ask about your rights as a participant in this survey. The toll-free number is 1-800-223-8118. You will get an answering service. Please leave a brief message with your name and phone number. Say you are calling about Protocol #2019-09. Your call will be returned promptly.

More Information Letter

Languages available: English, Spanish

How to order: Request through MCM letter management

<<Date>>

<<F_RESPNAME>>

<<Address>>

Dear <<F_RESPNAME>>:

A Census Bureau interviewer, <<FRNAME>>, visited your home to ask for your participation in the National Health Interview Survey (NHIS). Here is more information about this survey.

The Census Bureau has conducted this survey since 1957 for the National Center for Health Statistics (NCHS), part of the Centers for Disease Control and Prevention (CDC). The survey was created under Title 42, United States Code, section 242K to report on the health of the nation. It asks about doctor visits, medical conditions, health insurance, physical activity, and injuries. This information is needed for health research and planning for future health services.

We pick a sample of addresses to represent all areas of the U.S. Your household represents thousands of other houses. We *cannot* replace your address with another. Your input is vital.

We take your privacy seriously. Your answers are combined with those of all other respondents and used only for statistical purposes. NCHS and its agents, which includes the Census Bureau, will not disclose any information about you or your household. You also do not have to answer any questions you do not want to.

We hope you will be able to give us some of your time to answer our questions. Your participation in this survey is very important. To set up an appointment, please call the Census interviewer <<FRNAME>> at <<FRPHONE>>. If you need more information, please call our regional office at 1-800-992-3530, press 5.

Thank you for answering the needs of your community and nation through your input in this survey.

Sincerely,



Julie A. Lam, Regional Director
Los Angeles Regional Office
United States Census Bureau

No One Home Letter

Languages available: English, Spanish

How to order: Request through MCM letter management

<<Date>>

<<F_RESPNAME>>

<<Address>>

Dear <<F_RESPNAME>>:

We need your help! The Census Bureau is conducting a nationwide health survey for the National Center for Health Statistics (NCHS), part of the Centers for Disease Control and Prevention (CDC). This survey examines health topics like doctor visits, illnesses, health insurance, exercise and injuries.

Your address is part of a statistical sample that represents thousands of homes in the United States so we cannot replace your address with another. The answers you provide will be combined with those of other respondents and used only for statistical purposes. NCHS and its agents, which includes the Census Bureau, will not disclose any personal information you give us.

We would appreciate some of your time to complete this survey. An interviewer will try again to contact you within the next few days. We will be happy to set up an interview at a time that works for you. To set up a time with <<FRNAME>>, your local Census interviewer, you can call <<FRPHONE>>. If you need more information, please contact me, toll-free, at 1-800-992-3530, press 5.

Thank you for taking part in the National Health Interview Survey. We appreciate your time. Your input will help meet the need for health information for your community and your nation.

Sincerely,



Julie A. Lam, Regional Director
Los Angeles Regional Office
United States Census Bureau

Manager Letter

Languages available: English, Spanish

How to order: Request from RO

<<Date>>

<<BMC_COMPANY_NAME>>

<<Address>>

Dear <<BMC_MANAGER>>:

As authorized by **Title 13, sections 141, 193, and 221 of the United States Code**, the U.S. Census Bureau conducts surveys each month to provide statistics on topics such as unemployment, education, income, health, and housing. Title 13 includes a provision that addresses the assistance of property managers in completing this work.

Surveys conducted by the Census Bureau include the occupants of randomly selected living quarters throughout the country. The property units at <<BMC_BUILDING_ADDRESS>> are part of an official survey sample. Our Census interviewer, <<FRNAME>>, needs to speak with residents of sampled households within the property until their work is completed. The interviewers are official representatives of the U.S. Department of Commerce, Bureau of the Census. They have official identification cards in their possession.

If you have any further questions, please call <<FRNAME>> at <<FRPHONE>> or our regional office at 1-800-992-3530, press 5, on weekdays between 8:00 am and 5:00 pm PST.

We trust you will extend our Census Bureau employee the privilege of entering the premises as may be necessary in the performance of their official duties, and that you will cooperate with them whenever necessary. Thank you in advance for your assistance.

Sincerely,



Julie A. Lam, Regional Director
Los Angeles Regional Office
United States Census Bureau

Refusal Letter

Languages available: English, Spanish

How to order: Request through MCM letter management

<<Date>>

<<F_RESPNAME>>

<<Address>>

Dear <<F_RESPNAME>>,

We recently contacted you about the National Health Interview Survey (NHIS). The Census Bureau is collecting the information for this survey on behalf of the National Center for Health Statistics (NCHS). We appreciate the time you spent speaking to our interviewer. **Now we need your help!** Your answers are vital to understanding the health needs of our nation.

Data collection for the NHIS is authorized under section 306 of the Public Health Service Act (42 United States Code 242k). We take your privacy very seriously: None of your answers or personal information collected in this survey will be disclosed by NCHS or its agents, including the Census Bureau. Over the years, families across your community, state and country have helped their nation by participating in this survey. Now it's your chance. **We hope you will reconsider taking part in the NHIS.**

We understand your time is very valuable. Our interviewers will work around **your schedule and your needs** to set a time that suits you. You can call your interviewer, <<FRNAME>>, at <<FRPHONE>> to make an appointment.

If you have other concerns or questions about the survey, please call the Los Angeles Regional Office at 1-800-992-3530, press 5.

Sincerely,



Julie A. Lam
Los Angeles Regional Director
United States Census Bureau

No Time Letter

Languages available: English, Spanish

How to order: Request through MCM letter management

<<Date>>

<<F_RESPNAME>>
<<Address>>

Dear <<F_RESPNAME>>,

We recently contacted you about participating in the National Health Interview Survey (NHIS). We understand you were busy and were not able to complete the survey. We ask that you take the time to do this important health survey because your household represents thousands of others like yours. We **cannot** replace your household with another. The answers you give will be combined with those of others. Together they will be used to take the pulse of the nation.


To make it easier for you to complete the interview:

- Your Census Bureau interviewer will accommodate **your schedule and your needs**.
- You can always pause during the interview to attend to other duties. Your interviewer can also come back at a more convenient time.
- If a time outside of regular business hours is better, that's fine! Your interviewer is more than willing to schedule an interview at a time that works for you. This includes times before 9:00 am and after 9:00 pm, during the week and on weekends.

The Census Bureau is collecting the information for this survey, on behalf of the National Center for Health Statistics. In a few days, your interviewer will try to reach you again. At that time, your interviewer will work with you to find an interview time that is convenient for you. If you would like to schedule an appointment, please call your interviewer, <<FRNAME>>, at <<FRPHONE>>. If you need more information, please call the Los Angeles Regional Office at 1-800-992-3530, press 5.

Many families across your community, state, and country have helped their nation by taking part in the NHIS. Now you have the chance to do the same. Thank you for reconsidering your participation in this survey.

Sincerely,



Julie A. Lam
Los Angeles Regional Director
United States Census Bureau

Please Call Letter

Languages available: English, Spanish

How to order: Request through MCM letter management

<<DATE>>

<<RESPNAME>>

<<ADDRESS>>

Dear <<RESPNAME>>,

Your address or establishment has been scientifically selected to be included in a survey conducted by the U.S. Census Bureau to collect important demographic, housing, or business data.

The health and safety of the public and our staff is of the utmost importance to us. In an effort to keep health and safety a priority as well as complete our mission of collecting data, we would like to interview you by phone at a time convenient to you.

Our interviewer, <<FRNAME>>, will contact you by phone to complete this important survey. If you have not already spoken to an interviewer, you can call <<FRNAME>> at <<FRPHONE>> to make an appointment or complete the survey. If you have questions about the survey, please go to <https://census.gov/programs-surveys/surveyhelp.html>, or call the XXXX Regional Office at RO 800 Number, weekdays between X:00 am and X:00 pm XST.

Thank you in advance for your participation.

Sincerely,

[Name]
Regional Director

Field Representative: <<FRNAME>>
Telephone Number: <<FRPHONE>>