

# Vital and Health Statistics Series

Persons with disabilities who experience problems accessing PDF files should contact [nchsed@cdc.gov](mailto:nchsed@cdc.gov) or call 301-458-4688.


## Series 1. Programs and Collection Procedures


Reports describing the general programs of the National Center for Health Statistics and its offices and divisions and the data collection methods used. Series 1 reports also include definitions and other material necessary for understanding the data.


**No. 56.** National Health and Nutrition Examination Survey: Plan and Operations, 1999–2010. 37 pp. (PHS) 2013-1332.  [\[PDF - 451 KB\]](#)

**No. 55.** Design and Operation of the National Survey of Children's Health, 2007. 159 pp. (PHS) 2012-1331.  [\[PDF - 1.5 MB\]](#)


**No. 54.** Design and Operation of the 2010 National Survey of Residential Care Facilities. 141 pp. (PHS) 2012-1330.  [\[PDF - 2.1 MB\]](#)


**No. 53.** Redesign and Operation of the National Home and Hospice Care Survey, 2007. 201 pp. (PHS) 2010-1329.  [\[PDF - 3.0 MB\]](#)

**No. 52.** Design and Operation of the Survey of Adult Transition and Health, 2007. 94 pp. (PHS) 2010-1329.  [\[PDF - 710 KB\]](#)

**No. 51.** Design and Operation of the National Survey of Adoptive Parents of Children with Special Health Care Needs, 2008. 128 pp. (PHS) 2010-1327.  [\[PDF - 920 KB\]](#)

**No. 50.** Design and Operation of the National Survey of Adoptive Parents, 2007. 164 pp. (PHS) 2010-1326.  [\[PDF - 1.4 MB\]](#)


**No. 49.** Design and Operation of the National Home Health Aide Survey: 2007-2008. 103 pp. (PHS) 2010-1325.  [\[PDF - 1.9 MB\]](#)

**No. 48.** Planning and Development of the Continuous National Survey of Family Growth. 73 pp. (PHS) 2007-1324.  [\[PDF - 1.4 MB\]](#)


**No. 47.** Collecting Medication Data in the 2004 National Nursing Home Survey. 33 pp. (PHS) 2007-1323.  [\[PDF - 964 KB\]](#)


**No. 46.** Design and Operation of the National Asthma Survey. 131 pp. (PHS) 2007-1322.  [\[PDF - 1.2 MB\]](#)


- No. 45.** Design and Operation of the National Survey of Children with Special Health Care Needs, 2005-2006. 198 pp. (PHS) 2009-1321. [\[PDF - 2 MB\]](#)
- No. 44.** An Introduction to the National Nursing Assistant Survey. 62 pp. (PHS) 2007-1320. [\[PDF - 7.3 MB\]](#)
- No. 43.** Design and Operation of the National Survey of Children's Health, 2003. 31 pp. (PHS) 2005-1319. [\[PDF - 3.7 MB\]](#)
- No. 42.** Plan and Operation of Cycle 6 of the National Survey of Family Growth. 67 pp. (PHS) 2005-1318. [\[PDF - 4.2 MB\]](#)
- No. 41.** Design and Operation of the National Survey of Children with Special Health Care Needs, 2001. 144 pp. (PHS) 2003-1317. [\[PDF - 7.1 MB\]](#)
- No. 40.** Design and Operation of the National Survey of Early Childhood Health, 2000. 104 pp. (PHS) 2002-1316. [\[PDF - 5.3 MB\]](#)
- No. 39.** Design and Operation of the National Hospital Discharge Survey: 1988 Redesign. 50 pp. (PHS) 2001-1315. [\[PDF - 1.3 MB\]](#)
- No. 38.** Plan and Operation of the NHANES II Mortality Study, 1992. 24 pp. (PHS) 99-1314-1-38. GPO stock number 017-022-01449-1. [\[PDF - 286 KB\]](#)
- No. 37.** Plan and Operation of the National Survey of Ambulatory Surgery. 132 pp. (PHS) 98-1313. GPO stock number 017-022-01398-3. [\[PDF - 3.8 MB\]](#)
- No. 36.** Plan and Operation of the 1995 National Survey of Family Growth. 96 pp. (PHS) 98-1312. GPO stock number 017-022-013971-5. [\[PDF - 2.22 MB\]](#)
- No. 35.** Plan and Operation of the NHANES I Epidemiologic Followup Study, 1992. 236 pp. (PHS) 98-1311. GPO stock number 017-022-01405-0. [\[PDF - 7.2 MB\]](#)
- No. 34.** Plan and Operation of the National Hospital Ambulatory Medical Care Survey. 86 pp. (PHS) 94-1310. GPO stock number 017-022-01263-4. [\[PDF - 5.8 MB\]](#)
- No. 33.** Development of the National Home and Hospice Care Survey. 163 pp. (PHS) 94-1309. GPO stock number 017-022-01265-1. [\[PDF - 9.4 MB\]](#)
- No. 32.** Plan and Operation of the Third National Health and Nutrition Examination Survey, 1988-94. 407 pp. (PHS) 94-1308. GPO stock number 017-022-01260-0. [\[PDF - 2.0 MB\]](#)
- No. 31.** Questionnaires From the National Health Interview Survey, 1985-89. Chyba, M. M., Washington, L. R. August 1993. 421 pp. (PHS) 93-1307. PB94-104486 PC A22 MF A05. [\[PDF - 30.7 MB\]](#)


**No. 30.** National Nursing Home Survey Followup, 1987, 1988, 1990. Gottfried, I. B., Bush, M. A., Madans, J. H. September 1993. 73 pp. (PHS) 93-1306. PB 93-236180 PC A05 MF A01. [PDF - 4.2 MB]


**No. 29.** Development, Methods, and Response Characteristics of the 1986 National Mortality Followback Survey. Seeman, I., Poe, G. S., Powell-Griner, E. May 1993. 72 pp. (PHS) 93-1305. PB93-197911 PC A05 MF A01. [PDF - 5.9 MB]


**No. 28.** The Longitudinal Study of Aging: 1984-90. Kovar, M. G., Fitti, J. E., Chyba, M. M. July 1992. 248 pp. (PHS) 92-1304. PB 93-109346 PC A12 MF A03. [PDF - 7.2 MB]


**No. 27.** Plan and Operation of the NHANES I Epidemiologic Followup Study, 1987. Cox, C. S., Rothwell, S. T., Madans, J. H., Finucane, F. F., Freid, V. M., Kleinman, J. C., Barbano, H. E., Feldman, J. J. September 1992. 197 pp. (PHS) 92-1303. PB93-109189 PC A09 MF A03. [PDF - 7.3 MB]

**No. 26.** An Inventory of Pain Data Available From the National Center for Health Statistics. Turczyn, K. M., Drury, T. F. June 1992. 75 pp. (PHS) 92- 1308. PB 92-196153 PC A04 MF A01. [PDF - 7 MB]


**No. 25.** Plan and Operation of the NHANES I Epidemiologic Followup Study, 1986. Finucane, F. F., Freid, V. M., Madans, J. H., Cox, C. S., Kleinman, J. C., Rothwell, S.T., Barbano, H. E., Feldman, J. J. September 1990. 162 pp. (PHS) 90-1307. PB91-111856 PC A08 MF A01. [PDF - 6.5 MB]

**No. 24.** Questionnaires From the National Health Interview Survey, 1980-84. Chyba, M. M., Washington, L. R. March 1990. 212 pp. (PHS) 90-1302. PB90-245028 PC A10 MF A02. [PDF - 16.2 MB]

**No. 23.** Data Systems of the National Center for Health Statistics, 1989. Kovar, M. G. March 1989. 28 pp. (PHS) 87-1324. PB90-160607. PC A03 MF A01. [PDF - 3.1 MB]

**No. 22.** Plan and Operation of the NHANES I Epidemiologic Followup Study, 1982-84. Cohen, B.B., Barbano, H.E., Cox, C.S., Feldman, J.J., Finucane, F.F., Kleinman, J.C., Madans, J.H. June 1987. 150 pp. (PHS) 87-1324. PB90-246687. PC A08 MF A02. [PDF - 9.8 MB]


(The file below will allow you to move through the document using the Bookmark feature of Acrobat.)


**No. 21.** Supplement on Aging to the 1984 National Health Interview Survey. Fitti, J.E., Kovar, M.G. October 1987. 122 pp. (PHS) 86-1323. PB90-235813. PC A06 MF A02. [PDF - 20 MB]


(The files below have been broken down into smaller files for your convenience. They do not contain hyperlinks or the Bookmark feature of Acrobat.)

**Chapters 1 and 2** (pages 1-10)  [\[PDF - 3.4 MB\]](#)


**Chapters 3 - 6, References and Appendixes** (pages 11-28)  [\[PDF - 4.1 MB\]](#)


**Appendix I** (pages 29-50)  [\[PDF - 2.3 MB\]](#)


**Appendix II** (pages 51-69)  [\[PDF - 2.6 MB\]](#)

**Appendix III** (pages 70-101)  [\[PDF - 4.9 MB\]](#)


**Appendixes IV-VII** (pages 102-116)  [\[PDF - 2.1 MB\]](#)


**No. 20.** TRANSAX: The NCHS System for Producing Multiple Cause-of-Death Statistics, 1968-1978. Chamblee, R.F., Evans, M.C. June 1986. 83 pp. (PHS) 86-1322. PB90-235821. PC A05 MF A01.  [\[PDF - 14 MB\]](#)


**No. 19.** Plan and Operation of the Hispanic Health and Nutrition Examination Survey, 1982-84. Maurer, K.R. September 1985. 433 pp. (PHS) 85-1321. PB86-151883. PC A19 MF A01.  [\[PDF - 22.7 MB\]](#)


**No. 18.** National Health Interview Survey, 1985. National Health Interview Survey Design, 1973-84, and Procedures, 1975-83. Kovar, M.G., Poe, G.S. August 1985. 135 pp. (PHS) 85-1320. PB87-148094. PC A07 MF A02.  [\[PDF - 12 MB\]](#)

**No. 17.** Inventory of Alcohol, Drug, and Mental Health Data Available From the National Center for Health Statistics. Schoenborn, C.A. April 1985. 84 pp. (PHS) 85-1319. PB85-226199. PC A05 MF A01.  [\[PDF - 6.5 MB\]](#)


**No. 16.** Data Systems of the National Center for Health Statistics. Pearce, N. . December 1981. (PHS) 82-1318. 37 pp. PB87-155396. PC A03 MF A01.  [\[PDF - 5.1 MB\]](#)


**No. 15.** Plan and Operation of the Second National Health and Nutrition Examination Survey, 1976-80. Programs and Collection Procedures. McDowell, A., Engel, A., Massey, J.T., Maurer, K.R. 152 pp. July 1981. PB83-207654. (PHS) 81-1317. PC A07 MF A02.  [\[PDF - 21 MB\]](#)


**No. 14.** Plan and Operation of the HANES 1 (Health and Nutrition Examination Survey) Augmentation Survey of Adult 25-74 Years: United States, 1974-1975. Engel, A., Murphy, R.S., Maurer, K., Collins, E. June 1978. 116 pp. (PHS) 78-1314. PB88-226105. PC A06 MF 02.  [\[PDF - 7.7 MB\]](#)


**No. 13.** Background and Development of the National Reporting System for Family Planning Services. Haupt, B. J. April 1978. 642 pp. (PHS) 87-1313. PB88-226113. PC A04 MF A01. [PDF - 4.2 MB]


**No. 12.** Development of the National Inventory of Family Planning Services: United States. Kapantais, G.H., Morrow, D. January 1967. 43 pp. (HRA) 76-1312. PB-263056 PC A04 MF A01. [PDF - 3.5 MB]

**No. 11.** Health Interview Survey Procedure, 1957-1974. April 1975. 153 pp. (HRA) 75-1311. PB-262954. PC A08 MF A02. [PDF - 12.6 MB]


**No. 10b.** Plan and Operation of the Health and Nutrition Examination Survey: United States-1971-1973. Part B, Data Collection Forms of the Survey. Miller, H.W. February 1973. 82 pp. (HSM) 73-1310. PB-263055. PC A05 MF A01. [PDF - 5.3 MB]


**No. 10a.** Plan and Operation of the Health and Nutrition Examination Survey: United States-1971-1973. Part A, Development, Plan, and Operation. Miller, H.W. February 1973. 53 pp. (HSM) 73-1310. PB-263054. PC A04 MF A01. [PDF - 4.1 MB]

**No. 9.** Design and Methodology of the 1967 Master Facility Inventory Survey. Miller, H.W. January 1971. 30 pp. (PHS) 1000. PB-263058. PC A03 MF A01. [PDF - 2.7 MB]


**No. 8.** Plan and Operation of a Health Examination Survey of U.S. Youths 12-17 Years of Age. September 1969. 86 pp. (PHS) 1000. PB90-159567. PC A05 MF A01. [PDF - 6.2 MB]


**No. 7.** Design and Methodology for a National Survey of Nursing Homes. September 1968. 36 pp. (PHS) 1000. PB-260528. PC A03 MF A01. [PDF - 3.3 MB]

**No. 6.** The Agency Reporting System for Maintaining the National Inventory of Hospitals and Institutions. April 1968. 19 pp. (PHS) 1000. PB-262955. PC A03 MF A01. [PDF - 2.2 MB]

**No. 5.** Plan, Operation, and Response Results of a Program of Children's Examinations. October 1967. 64 pp. (PHS) 1000. PB90-158825. PC A04 MF A01. [PDF - 12.4 MB]

**No. 4.** Plan and Initial Program of the Health Examination Survey. November 1973. 48 pp. (PHS) 1000. PB90-158841. PC A03 MF A01. [PDF - 9.4 MB]


**No. 3.** Development and Maintenance of a National Inventory of Hospitals and Institutions. February 1965. 25 pp. (PHS) 1000. PB-260533. PC A03 MF A01. [PDF - 2.5 MB]


**No. 2.** Health Survey Procedure. Concepts, Questionnaire Development, and Definitions in the Health Interview Survey. May 1964. 66pp. (PHS) 1000. PB-235552. PC A04 MF A01. [PDF - 6.5 MB]


**No. 1.** Origin, Program, and Operation of the U.S. National Health Survey. August 1963. 48 pp. (PHS) 1000. PB88-230131. PC A03 MF A01. [PDF - 4 MB]

## Series 2. Data Evaluation and Methods Research

Studies of new statistical methodology including experimental tests of new survey methods, studies of vital statistics collection methods, new analytical techniques, objective evaluations of reliability of collected data, and contributions to statistical theory. Studies also include comparison of U.S. methodology with those of other countries.


**No. 158.** Responsive Design, Weighting, and Variance Estimation in the 2006–2010 National Survey of Family Growth. 52 pp. (PHS) 2013-1358. [PDF - 1.4 MB]

**No. 157.** Adjusting National Health and Nutrition Examination Survey Sample Weights for Women of Childbearing Age. 20 pp. (PHS) 2013-1357. [PDF - 391 KB]


**No. 156.** Nonresponse in the National Survey of Children's Health, 2007. 30 pp. (PHS) 2012-1356. [PDF - 368 KB]


**No. 155.** The National Health and Nutrition Examination Survey: Sample Design, 1999–2006. 47 pp. (PHS) 2012-1355. [PDF - 1.4 MB]

**No. 154.** NCHS Urban–Rural Classification Scheme for Counties. 72 pp. (PHS) 2012-1354. [PDF - 1.3 MB]

**No. 153.** Transitions Between Childlessness and First Birth: Three Generations of U.S. Women. 26 pp. (PHS) 2011-1353. [PDF - 640 KB]


**No. 152.** United States Life Tables by Hispanic Origin. 41 pp. (PHS) 2011-1352. [PDF - 770 KB]


**No. 151.** Education Reporting and Classification on Death Certificates in the United States. 21 pp. (PHS) 2010-1351. [PDF - 286 KB]

**No. 150.** The 2006-2010 National Survey of Family Growth: Sample Design and Analysis of a Continuous Survey. 44 pp. (PHS) 2010-1350. [PDF - 598 KB]


**No. 149.** Linkage of the Third National Health and Nutrition Examination Survey to Air Quality Data. 23 pp. (PHS) 2009-1349.  [\[PDF - 540 KB\]](#)

**No. 148.** The Validity of Race and Hispanic Origin Reporting on Death Certificates in the United States. 32 pp. (PHS) 2008-1348.  [\[PDF - 705 KB\]](#)


**No. 147.** Mortality Experience of the 1986-2000 National Health Interview Survey Linked Mortality Files Participants. 45 pp. (PHS) 2008-1347.  [\[PDF - 841 KB\]](#)


**No. 146.** Estimating Healthy Life Expectancies Using Longitudinal Survey Data: Methods and Techniques in Population Health Measures. 24 pp. (PHS) 2008-1346.  [\[PDF - 397 KB\]](#)

**No. 145.** Linkage of the National Health Interview Survey to Air Quality Data. 60 pp. (PHS) 2008-1345.  [\[PDF - 571 KB\]](#)


**No. 144.** Statistical Match of the March 1996 Current Population Survey and the 1995 National Health Interview Survey. 60 pp. (PHS) 2008-1344.  [\[PDF - 2.3 MB\]](#)

**No. 143.** Assessing the Potential of National Strategies for Electronic Health Records for Population Health Monitoring and Research. 98 pp. (PHS) 2006-1343.  [\[PDF - 1.5 MB\]](#)

**No. 142.** National Survey of Family Growth, Cycle 6: Sample Design, Weighting, Imputation, and Variance Estimation. 92 pp. (PHS) 2006-1342.  [\[PDF - 3.9 MB\]](#)


**No. 141.** Methodological Issues in Measuring Health Disparities. 22 pp. (PHS) 2005-1341.  [\[PDF - 770 KB\]](#)

**No. 140.** No publication.

**No. 139.** Effects of Form Length and Item Format on Response Patterns and Estimates of Physician Office and Hospital Outpatient Department Visits--National Ambulatory Medical Care Survey and National Hospital Ambulatory Medical Care Survey, 2001. 40 pp. (PHS) 2005-1339.  [\[PDF - 5.7 MB\]](#)

**No. 138.** Statistical Methodology of the National Immunization Survey, 1994-2002. 64 pp. (PHS) 2005-1338.  [\[PDF - 3.5 MB\]](#)

**No. 137.** No publication.

**No. 136.** Estimating the Prevalence of Uninsured Children: An Evaluation of Data From the National Survey of Children With Special Health Care Needs, 2001. 47 pp. (PHS) 2003-1336.  [\[PDF - 3.8 MB\]](#)


**No. 135.** United States Census 2000 Population With Bridged Race Categories. 63 pp. (PHS) 2003-1335.  [\[PDF - 5.6 MB\]](#)

**No. 134.** No publication.


**No. 133.** Compensating for Provider Nonresponse Using Response Propensities to Form Adjustment Cells: The National Immunization Survey. 24 pp. (PHS) 2001-1333.  [\[PDF - 2.9 MB\]](#)

**No. 132.** No publication.


**No. 131.** Early Childhood Chronic Illness: Comparability of Maternal Reports and Medical Records. 17 pp. (PHS) 2001-1331.  [\[PDF - 161 KB\]](#)

**No. 130.** Design and Estimation for the National Health Interview Survey, 1995-2004. 41 pp. (PHS) 2000-1330.  [\[PDF - 299 KB\]](#)


**No. 129.** Method for Constructing Complete Annual U.S. Life Tables. 32 pp. (PHS) 99-1329. GPO stock number 017-022-01476-9.  [\[PDF - 310 KB\]](#)


**No. 128.** Quality of Death Rates by Race and Hispanic-Origin: A Summary of Current Research. 20 pp. (PHS) 99-1328. GPO stock number 017-022-01466-1.  [\[PDF - 310 KB\]](#)

**No. 127.** The Assessment of Immigration Status in Health Research. 140 pp. (PHS) 99-1327. GPO stock number 017-022-01469-6.  [\[PDF - 2.2 MB\]](#)

**No. 126.** National Health Interview Survey: Research for the 1995–2004 Redesign. 132 pp. (PHS) 99-1326. GPO stock number 017-022-01453-0.  [\[PDF - 860 KB\]](#)


**No. 125.** 1988 National Maternal and Infant Health Survey: Methods and Response Characteristics. 48 pp. (PHS) 98-1399. GPO stock number 017-022-01420-3.  [\[PDF - 251 KB\]](#)


**No. 124.** Sample Design, Sampling Weights, Imputation, and Variance Estimation in the 1995 National Survey of Family Growth. 24 pp. (PHS) 98-1398. GPO stock number 017-022-01411-4.  [\[PDF - 251 KB\]](#)


**No. 123.** Comparison of Two Surveys of Hospitalization: The National Hospital Discharge Survey and the NHANES I Epidemiologic Followup Study. 24 pp. (PHS) 97-1397. GPO stock number: 017-022-01258-8.  [\[PDF - 654 KB\]](#)


**No. 122.** Evaluation of 2-week Doctor Visit Reporting in the National Health Interview Survey. 46 pp. (PHS) 96-1396. GPO stock number: 017-022-01350-9.  [\[PDF - 3.9 MB\]](#)





**No. 121.** Statistical Issues in Analyzing the NHANES I Epidemiologic Followup Study. 30 pp. (PHS) 94-1395. GPO stock number 017-022-01258-8. [PDF - 3.1 MB]


**No. 120.** Evaluation of National Health Interview Survey Diagnostic Reporting. 116 pp. (PHS) 94-1394. GPO stock number 017-022-01244-8. NTIS order number PB94-151214 price code PC A06 MF A02. [PDF - 9.4 MB]


**No. 119.** Investigation of Nonresponse Bias: Hispanic Health and Nutrition Examination Survey. 75 pp. (PHS) 94-1393. GPO stock number 017-022-01243-0 price \$5.50. NTIS order number PB94-134996 price code PC A04 MF A01. [PDF - 5 MB]

**No. 118.** Comparability of the Death Certificate and the 1986 National Mortality Followback Survey. Poe, G. S., Powell-Griner, E., McLaughlin, J. K., Placek, P. J., Thompson, G. B., Robinson, K. November 1993. 53 pp. (PHS) 94- 1392. PB 94-126174. PC A04 MF A01. [PDF - 3.2 MB]

**No. 117.** National Survey of Family Growth, Cycle IV: Evaluation of Linked Design. Waksberg, J., Sperry, S., Judkins, D., Smith, V. July 1993. 20pp. (PHS) 93-1391. PB94-103462. PC A04 MF A01. [PDF - 2 MB]

**No. 116.** Comparability of the Birth Certificate and 1988 Maternal and Infant Health Survey. Schoendorf, K. C., Parker, J. D., Batkhan, L. Z., Kiely, J.L. March 1993. 27 pp. (PHS) 93-1390. PB 93-174233. PC A04 MF A01. [PDF - 2.1 MB]

**No. 115.** A Method to Redefine Stays on the 1985 National Nursing Home Survey. Jonas, B. S., Madans, J. H., Rothwell, Sandra T., Bush, M.A., Feldman, J. J. March 1992. 14 pp. (PHS)92-1389. PB92-209410. PC A03 MF A01. [PDF - 1.3 MB]


**No. 114.** Covariances for Estimated Totals When Comparing Between Years. Bean, J. A., Hoffman, K. L. April 1992. 25 pp. (PHS) 92-1388. PB92-198977. PC A03 MF A01. [PDF - 2.3 MB]





**No. 113.** Sample Design: Third National Health and Nutrition Examination Survey. September 1992. 41 pp. (PHS) 92-1387. [PDF - 2.3 MB]


**No. 112.** Health Service Areas for the United States. Makuc, D.M., Haglund, B., Ingram, D. D., Kleinman, J. X., Feldman, J. J. November 1991. 102 pp. (PHS) 92-1386. PB92-135797. PC A06 MF A02. [PDF - 8 MB]


**No. 111.** Comparing Serum Ferritin Values From Different Population Surveys. Looker, A. C., Gunter, E.W., Cook, J.D., Green R., Harris, J.W. March 1991. 19 pp. (PHS) 91-1385. PB 91-184663. PC A03 MF A01. [PDF - 1.6 MB]


**No. 110.** National Health Interview Survey, 1985-94. Design and Estimation. Massey, J. T., Moore, T.F., Parsons, V.L., Tadros, W. August 1989. 42pp. (PHS) 89-1384. PB90-155466. PC A03 MF A01. [\[PDF - 4.3 MB\]](#)


**No. 109.** National Survey of Family Growth: Design, Estimation, and Inference. Judkins, D. R., Mosher, W. D., Botman, S. September 1991. 152 pp. (PHS) 91-1386. PB912-118116. PC A04 MF A01. [\[PDF - 4.5 MB\]](#)


**No. 108.** Sample Design, Sampling Variance, and Estimation Procedures for the National Ambulatory Medical Care Survey. Bryant, E., Shimizu, I. September 1988. 49 pp. (PHS) 88-1382. PB90-160615. PC A03 MF A01. [\[PDF - 3.2 MB\]](#)


**No. 107.** Use and Interpretation of Diagnostic Statistics From Selected Data Systems. Harris, K. W., Royston, P. N., Givens, J. D. January 1988. 64 pp. (PHS) 88-1381. PB90-239856. PC A04 MF A01. [\[PDF - 4.6 MB\]](#)


**No. 106.** Experimental Comparison of Telephone and Personal Health Interview Surveys. Thornberry, O. T., Jr. August 1987. 187 pp. (PHS) 87-1380. PB90-239955. PC A04 MF A02. [\[PDF - 11.4 MB\]](#)

**No. 105.** Reporting Chronic Conditions in the National Health Interview Survey: A Review of Tendencies From Evaluation Studies and Methodological Test. Jabine, T. B. May 1987. 54 pp. (PHS) 87-1379. PB90-267428. PC A04 MF A01. [\[PDF - 4.7 MB\]](#)


**No. 104.** Comparability of Diagnostic Data: Coded by the 8th and 9th Revisions of the International Classification of Diseases. Duggar, B. C., Lewis, W. F. July 1987. 40 pp. (PHS) 87-1378. PB90-239872. PC A03 MF A01. [\[PDF - 3.2 MB\]](#)


**No. 103.** Linking the National Survey of Family Growth With the National Health Interview Survey. Analysis of Field Trials. Mathiowetz, N., Northrup, D., Sperry, S., Waksberg, J. September 1987. 56 pp. (PHS) 87-1377. PB90-239948. PC A04 MF A01. [\[PDF - 3.5 MB\]](#)


**No. 102.** Linking the National Medical Expenditure Survey With the National Health Interview Survey: Analysis of Field Trials. Mathiowetz, N. A., Ward, E. P. September 1987. 27 pp. (PHS) 87-1376. PB90-239864. PC A03 MF A01. [\[PDF - 2.5 MB\]](#)


**No. 101.** Design Alternatives for Integrating the National Medical Expenditure Survey With the National Health Interview Survey. Cox, B. G., Folsom, R. E., Virag, T. G. March 1987. 75 pp. (PHS) 87-1375. PB90-239898. PC A05 MF A01. [\[PDF - 4 MB\]](#)


**No. 100.** Methods and Response Characteristics: 1980 National Natality and Fetal Mortality Surveys. Keppel, K. G., Heuser, R. L., Placek, P. J., Johnson, D. P., Simpson,

G. A. September 1986. 94 pp. (PHS) 86-1374. PB90-268921. PC A05 MF A01. [PDF - 5.4 MB]


**No. 99.** Comparability of Reporting Between the Birth Certificate and the 1980 National Natality Survey. Fingerhut, L. A., Kleinman, J. C. November 1985. 43 pp. (PHS) 86-1373. PB87-124863. PC A03 MF A01. [PDF - 2.4 MB]


**No. 98.** National Survey of Family Growth, Cycle 3. Sample Design, Weighting, and Variance Estimation. Bachrach, C. A., Horn, M., Mosher, W. D., Shimizu, I. September 1985. 32 pp. (PHS) 85-1372. PB86-613180. PC A03 MF A01. [PDF - 2 MB]


**No. 97.** Evaluation of California's Inferred Birth Statistics for Unmarried Women. Berkov, B. April 1985. 38 pp. (PHS) 85-1371. PB88-226980. PC A03 MF A01. [PDF - 2.3 MB]


**No. 96.** Integration of Sample Design for the National Survey of Family Growth, Cycle 4, With the National Health Interview Survey. Waksberg, J., Northrup, D. R. December 1985. 49 pp. (PHS) 86-1370. PB87-116529. PC A03 MF A01. [PDF - 3.5 MB]


**No. 95.** Bootstrap and Finite Population Sampling. McCarthy, P. J., Snowden, C. B. January 1985. 32 pp. (PHS) 85-1369. PB88-226972. PC A03 MF A01. [PDF - 1.7 MB]


**No. 94.** Adjusting Neonatal Mortality Rates for Birth Weight. Foster, J. E., Kleinman, J. C. August 1982. 48 pp. (PHS) 82-1368. PB88-226964. PC A03 MF A01. [PDF - 2 MB]

**No. 93.** Method of Imputing Length of Gestation on Birth Certificates. Taffel, S., Johnson, D., Heuser, R. May 1982. 20 pp. (DHHS) 82-1367. PB88-226956. PC A03 MF A01. [PDF - 973 KB]

**No. 92.** Statistical Methodology for Analyzing Data From a Complex Survey: The First National Health and Nutrition Examination Survey. Landis, J. R., Lepkowski, J. M., Eklund, S. A., Stehouwer, S. A. September 1982. 58 pp. (PHS) 82-1366. PB88-226949. PC A04 MF A01. [PDF - 5.3 MB]


**No. 91.** Consent and Privacy in the National Survey of Family Growth: A Report on the Pilot Study for Cycle III. Tanfer, K., Grady, W., Bachrach, C. March 1982. 57 pp. (PHS) 82-1365. PB88-226931. PC A04 MF A01. [PDF - 2.9 MB]

**No. 90.** Collection and Processing of Drug Information: National Ambulatory Medical Care Survey: United States, 1980. Koch, H., Campbell, W. H. March 1982. 100 pp. (PHS) 82-1364. PB88-226923. PC A05 MF A02. [PDF - 6.4 MB]

**No. 89.** Annotated Bibliography of Cause-of-Death Validation Studies: 1958-1980. Gittelsohn, A., Royston, P. N. September 1982. September 1982. 52 pp. (PHS) 82-1363. PB88-230115. PC A04 MF A01. [PDF - 4.9 MB]


**No. 88.** Status of Hospital Discharge Data in Denmark, Scotland, West Germany and the United States. Kozak, L. J., Andersen, R., Anderson, O. W. June 1981. 68 pp. (PHS) 81-1362. PB88-230107. PC A04 MF A01. [PDF - 5.8 MB]


**No. 87.** National Survey of Family Growth, Cycle 2: Sample Design, Estimation Procedures, and Variance Estimation. Grady, W. R. February 1981. 46 pp. (PHS) 81-1361. PB88-228549. PC A03 MF A01. [PDF - 2.7 MB]

**No. 86.** Computer-Assisted Spirometry Data Analysis for the National Health and Nutrition Examination Survey, 1971-80. Discher, D. P., Palmer, A., Hibdon, G., Drizd, T. A. October 1980. 57 pp. (PHS) 81-1360. PB88-230081. PC A04 MF A01. [PDF - 3.6 MB]


**No. 85.** Toward an Index of Preventable Mortality. Woolsey, T. D. May 1981. 45 pp. (PHS) 82-1359. PB88-230065. PC A03 MF A01. [PDF - 3 MB]


**No. 84.** Person-Number Systems of Sweden, Norway, Denmark and Israel. Lunde, A. S., Lundeborg, S., Lettenstrom, G.S., Thygesen, L., Huebner, J. June 1980. 71 pp. (PHS) 80-1358. PB88-230057. PC A04 MF A01. [PDF - 5 MB]


**No. 83.** Comparability of Reporting Between the Birth Certificate and the National Natality Survey. Querec, L. J. April 1980. 53 pp. (PHS) 80-1357. PB88-228580. PC A04 MF A01. [PDF - 2.9 MB]

**No. 82.** Small Area Estimation: An Empirical Comparison of Conventional and Synthetic Estimators for States. Schaible, W. L., Brock, D. B., Casady, R. J., Schnack, G. A. December 1979. 29 pp. (PHS) 80-1356. PB88-228598. PC A03 MF A01. [PDF - 1.5 MB]


**No. 81.** Methodological Study of Quality Control Procedures for Mortality Medical Coding. Harris, K. W., French, D. K. March 1980. 47 pp. (PHS) 80-1355. PB88-229281. PC A03 MF A01. [PDF - 3.5 MB]

**No. 80.** Status of Hospital Discharge Data in Six Countries. Kozak, L. J., Andersen, R., Anderson, O. W. March 1980. 87 pp. (PHS) 80-1354. PB88-230099. PC A05 MF A01  [PDF - 8.2 MB]

**No. 79.** Vital Registration Systems in Five Developing Countries: Honduras, Mexico, Philippines, Thailand, and Jamaica. Bruch, H. A., Caviars, L. M. October 1980. 159 pp. (PHS) 81-1353. HRP-0903054. PC A08 MF A02. [PDF - 11.0 MB]


**No. 78.** Reason for Visit Classification for Ambulatory Care. Schneider, D., Appleton, L., McLemore, T. February 1979. 74 pp. (PHS) 79-1352. PB88-226196. PC A04 MF A01. [PDF - 3.6 MB]


**No. 77.** Mathematics of Competing Risks. Birnbaum, Z. W. January 1979. 68 pp. (PHS) 79-1341. PB88-227061. PC A04 MF A01.


 [\[PDF - 3.7 MB\]](#)




**No. 76.** National Survey of Family Growth, Cycle I: Sample Design, Estimation Procedures, and Variance Estimation. French, D. K. January 1978. 32 pp. (PHS) 78-1350.  [\[PDF - 2.6 MB\]](#)


**No. 75.** Synthetic Estimation of State Health Characteristics Based on the Health Interview Survey. Levy, P. S., French, D. K. October 1977. 32 pp. (PHS) 78-1349. PB88-226188. PC A03 MF A01.  [\[PDF - 1.6 MB\]](#)


**No. 74.** Construction and Utility of Three Indexes of Intellectual Achievement: An Intellectual-Development (ID) Index, A Socio-Intellectual-Status (SIS) Index, A Differential-Intellectual-Development (DID) Index, U.S. Children and Youths. Dupuy, H. J., Gruvaeus, G. September 1977. 36 pp. (HRA) 73-1348. PB88-226170. PC A03 MF A01.  [\[PDF - 2.2 MB\]](#)


**No. 73.** Concurrent Validation Study of the NCHS (National Center for Health Statistics) General Well-Being Schedule. Fazio, A. F. September 1977. 104 pp. (HRA) 78-1347. PB88-226162. PC A06 MF A02.  [\[PDF - 3 MB\]](#)


**No. 72.** Methodologic Problems in Children's Spirometry. Palmer, A., Hamill, P. V. V., Drizd, T. A. November 1977. 52 pp. (PHS) 78-1346. PB88-226154. PC A04 MF A01.  [\[PDF - 3.4 MB\]](#)


**No. 71.** Development of the Speech Reception Test. Elkins, E., Causey, G. D., Roberts, J. October 1977. 22 pp. (HRA) 77-1344. PB88-226329. PC A03 MF A01.  [\[PDF - 3.3 MB\]](#)


**No. 70.** Multiplicity Study of Marriages and Births in Israel. Nathan, G., Schmelz, U. O., Kenvin, J. June 1977. 73 pp. (HRA) 77-1344. PB88-227079. PC A04 MF A01.  [\[PDF - 4.9 MB\]](#)


**No. 69.** A Summary of Studies of Interviewing Methodology. Cannell, C. F., Marquis, K. H., Laurent, A. March 1977. 78 pp. (HRA) 77-1343. HRP-0016890. PC A05 MF A01.  [\[PDF - 7.5 MB\]](#)


**No. 68.** Quality Control in the Hospital Discharge Survey. Harris, K. W., Hoffman, K. L. December 1975. 41 pp. (HRA) 76-1342. PB80-128051. PC A03 MF A01.  [\[PDF - 2.2 MB\]](#)


**No. 67.** A Study of the Effect of Remuneration Upon Response in the Health and Nutrition Examination Survey (United States). Bryant, E. E., Kovar, M. G., Miller, H. October 1975. 30 pp. (HRA) 76-1341. HRP-0009678. PC A03 MF A01. [PDF - 3.5 MB]


**No. 66.** Comparability of Mortality Statistics for the Seventh and Eighth Revisions of the International Classification of Diseases: United States. Klebba, A. J., Dolman, A. B. October 1975. 93 pp. (HRA) 76-1340. PB80-128127. PC A05 MF A01. [PDF - 6.6 MB]


**No. 65.** Distribution and Properties of Variance Estimators for Complex Multistage Probability Samples (An Empirical Distribution). Bean, J. A. March 1975. 46 pp. (HRA) 75-1339. PB80-128333. PC A03 MF A01. [PDF - 3.6 MB]


**No. 64.** United States Life Tables by Dentulous or Edentulous Condition, 1971 and 1957-58. Greville, T. N. E. August 1974. 18 pp. (HRA) 75-1338. PB80-128069. PC A03 MF A01. [PDF - 1.8 MB]


**No. 63.** The National Ambulatory Medical Care Survey: Symptom Classification. Meads, S., McLemore, T. December 1974. 35 pp. (HRA) 75-1337. PB-289245. PC A03 MF A01. [PDF - 2.6 MB]


**No. 62.** Language and Adjustment Scales for the Thematic Apperception Test for Youths 12-17 Years. Neman, R. S., Neman, J. F., Sells, S. B. October 1974. 85 pp. (HRA) 75-1336. PB80-129414. PC A05 MF A01. [PDF - 4.3 MB]


**No. 61.** National Ambulatory Medical Care Survey: Background and Methodology: United States, 1967-72. Tenney, J. B., White, K. L., Williamson, J. W. April 1974. 76 pp. (HRA) 76-1335. HRP-0013911. PC A05 MF A01. [PDF - 4.3 MB]


**No. 60.** The Rationale, Development, and Standardization of a Basic Word Vocabulary Test. Dupuy, H. J. April 1974. 85 pp. (HRA) 74-1334. PB80-139975. PC A04 MF A01. [PDF - 5.6 MB]


**No. 59.** Vision Test Validation Study for the Health Examination Survey Among Youths 12-17 Years. Roberts, J. December 1973. 36 pp. (HRA) 74-1333. PB80-129505. PC A03 MF A01. [PDF - 2.2 MB]


**No. 58.** Language and Adjustment Scales for the Thematic Apperception Test for Children 6-11 Years. Neman, R. S., Brown, T. S., Sells, S. B. December 1973. 70 pp. (HRA) 74-1332. PB80-129455. PC A04 MF A01. [PDF - 5.5 MB]


**No. 57.** Net Differences in Interview Data on Chronic Conditions and Information Derived From Medical Records. Madow, W. G. June 1973. 58 pp. (HRA) 76-1331. PB80-128119. PC A04 MF A01. [PDF - 3.8 MB]


**No. 56.** Completeness and Quality of Response in the North Carolina Marriage Follow-Back Survey. Wells, H. B., Coulter, E. J., Wienir, L. S. July 1973. 42 pp. (HSM) 73-1330. PB80-129885. PC A03 MF A01. [PDF - 2.5 MB]


**No. 55.** The Prediction Approach to Finite Population Sampling Theory: Application to the Hospital Discharge Survey. Royall, R. M. April 1973. 31 pp. (HSM) 73-1329. PB80-129810. PC A03 MF A01. [PDF - 2.6 MB]


**No. 54.** Quality Control and Measurement of Nonsampling Error in the Health Interview Survey. Koons, D. A. March 1973. 62 pp. (HSM) 73-1328. HRP-0005411. PC A04 Mf A01. [PDF - 4.1 MB]


**No. 53.** Approximate Tests of Independence in Contingency Tables From Complex Stratified Cluster Samples. Nathan, G.. March 1973. 14 pp. (HSM) 73-1327. PB80-130487. PC A03 MF A01. [PDF - 1.4 MB]


**No. 52.** Reliability of Estimates With Alternative Cluster Sizes in the Health Interview Survey. Waksberg, J., Hanson, R. H., Jacobs, C. A. April 1973. 17 pp. (HSM) 73-1326. PB80-129489. PC A03 MF A01. [PDF - 1.7 MB]


**No. 51.** Annotated Bibliography on Robustness Studies of Statistical Procedures. Govindarajulu, Z., Leslie, R. T. April 1972. 51 pp. (HSM) 72-1051. PB-295764. PC A04 MF A01. [PDF - 4.6 MB]


**No. 50.** Optimum Recall Period for Reporting Persons Injured in Motor Vehicle Accidents. Cash, W. S., Moss, A.J. April 1972. 33 pp. (HSM) 72-1050. PB80-129471. PC A03 MF A01. [PDF - 1.9 MB]













**No. 49.** Reporting Health Events in Household Interviews: Effects of an Extensive Questionnaire and a Diary Procedure. Laurent, A., Cannell, C. F., Marquis, K. H. April 1972. 86 pp. (HSM) 72-1049. PB-295323. PC A05 MF A02. [PDF - 5.3 MB]

**No. 48.** Interviewing Methods in the Health Interview Survey. Gleeson, G. A. April 1972. 91 pp. (HSM) 72-1048. HRP 0005427. PC A01 MF A01. [PDF - 6 MB]


**No. 47.** Subtest Estimates of the WISC Full Scale IQ's for Children. Mercer, J. R., Smith, J. M. March 1972. 52 pp. (HSM) 72-1047. PB80-129463. PC A04 MF A01. [PDF - 3.5 MB]


**No. 46.** Vital Signs Present at Birth. Chase, H. C., Weiner, L., Garfinkel, J. February 1972. 19 pp. (HSM) 72-1043. PB-295201. PC A03 MF A01. [PDF - 2.1 MB]


**No. 45.** Reporting Health Events in Household Interviews: Effects of Reinforcement, Question Length, and Reinterviews. Marquis, K. H., Cannell, C. F., Laurent, A. March 1972. 79 pp. (HSM) 72-1028. HRP-0005426. PC A05 MF A02. [PDF - 4.8 MB]


- No. 44.** Quality Control in a National Health Examination Survey. Schaible, W. L. February 1972. 22 pp. (HSM) 72-1023. PB80-129448. PC A03 MF A01. [PDF - 2.4 MB]
- No. 43.** Sample Design and Estimation Procedures for a National Health Examination of Children. Bryant, E. E., Baird, J. T., Miller, H. W. August 1971. 40 pp. (HSM) 72-1005. PB80-126170. PC A03 MF A01. [PDF - 4.1 MB]
- No. 42.** Disability Components for an Index of Health. Sullivan, D. F. July 1971. 35 pp. (PHS) 1000. PB80-126196. PC A03 MF A01. [PDF - 3.4 MB]
- No. 41.** Effect of Some Experimental Interviewing Techniques on Reporting in the Health Interview Survey. Marquis, K. H., Cannell, C. F. May 1971. 62 pp. (PHS) 1000. PB-289215. PC A04 MF A01. [PDF - 4.7 MB]
- No. 40.** Loudness Balance Study of Selected Audiometer Earphones. Stewart, K. C., Burgi, E. J. December 1970. 45 pp. (PHS) 1000. PB80-129430. PC A03 MF A01. [PDF - 3.6 MB]
- No. 39.** Development of the Design of the NCHS Hospital Discharge Survey. Simmons, W. R., Schnack, G. A. September 1970. 29 pp. (PHS) 1000. PB80-122146. PC A03 MF A01. [PDF - 2.3 MB]
- No. 38.** Estimation and Sampling Variance in the Health Interview Survey. Bean, J. A. June 1970. 36 pp. (PHS) 1000. PB-235553. PC A03 MF A01. [PDF - 2.9 MB]
- No. 37.** Development and Evaluation of an Expanded Hearing Loss Scale Questionnaire. Schein, J. D., Gentile, A., Haase, K. W. April 1970. 42 pp. (PHS) 1000. PB-271440. PC A04 MF A01. [PDF - 3.2 MB]
- No. 36.** Factors Related to Response in a Health Examination Survey (United States-1960-1962). Miller, H., Williams, P. August 1969. 55 pp. (PHS) 1000. PB80-128044. PC A04 MF A01. [PDF - 3.9 MB]
- No. 35.** Comparison of Timed and Untimed Presentation of the Goodenough-Harris Test of Intellectual Maturity. Harris, D. B. June 1969. 16 pp. (PHS) 1000. PB80-122153. PC A03 MF A01. [PDF - 1.3 MB]
- No. 34.** Marital Status, Race, Nativity, and Country of Origin on the Death Certificate and Matching Census Record (United States-May-August 1960). Hambright, T. Z. May 1969. 47 pp. (PHS) 1000. PB80-122161. PC A04 MF A01. [PDF - 5 MB]
- No. 33.** International Comparisons of Medical Care Utilization (A Feasibility Study). White, K. L., Murnaghan, J. H. June 1969. 74 pp. (PHS) 1000. PB-289247. PC A05 MF A01. [PDF - 4.4 MB]




**No. 32.** Methods for Measuring Population Change (A Systems Analysis Summary). Linder, F. E. March 1969. 18 pp. (PHS) 1000. PB-297111. PC A03 MF A01. [PDF - 2.1 MB]


**No. 31.** Pseudoreplication (Further Evaluation and Application of the Balanced Half-Sample Technique). McCarthy, P. J. January 1969. 24 pp. (PHS) 1000. PB80-126188. PC A03 MF A01. [PDF - 2.6 MB]

**No. 30.** Comparison of the Classification of Place of Residence on Death Certificates and Matching Census Records: United States, May-August 1960. McCarthy, M. A. January 1969. 60 pp. (PHS) 1000. PB-289196. PC A04 MF A01. [PDF - 4.1 MB]


**No. 29.** Comparability of Age on the Death Certificate and Matching Census Record: United States, May-August 1960. Hambright, T. Z. June 1968. 60 pp. (PHS) 1000. PB-295709. PC A04 MF A01. [PDF - 3.8 MB]


**No. 28.** Pilot Study on Patient Charge Statistics. May 1968. 59 pp. (PHS) 1000. PB-297166. PC A04 MF A01. [PDF - 3.6 MB]

**No. 27.** Development of the Brief Test of Literacy. Donlon, T. F., McPeck, W. M., Chatham, L. R. March 1968. 38 pp. (PHS) 1000. PB80-128275. PC A03 MF A01. [PDF - 2.5 MB]


**No. 26.** The Influence of Interviewer and Respondent Psychological and Behavioral Variables on the Reporting in Household Interviews. Cannell, C. F., Fowler, F. J., Jr., Marquis, K. H. March 1968. 65 pp. (PHS) 1000. PB80-128275. PC A05 MF A01. [PDF - 6 MB]


**No. 25.** Orthodontic Treatment Priority Index. Grainger, R. M. December 1967. 49 pp. (PHS) 1000. PB80-129422. PC A04MF A01. [PDF - 4.1 MB]


**No. 24.** A Study of the Achievement Test Used in the Health Examination Surveys of Persons Aged 6-17 Years. Schaie, K. W. June 1967. 60 pp. (PHS) 1000. PB80-128291. PC A04 MF A01. [PDF - 5.5 MB]


**No. 23.** Interview Data on Chronic Conditions Compared With Information Derived From Medical Records. Madow, W. G. May 1967. 84 pp. (PHS) 1000. PB80-126162. PC A05 MF A01. [PDF - 7.7 MB]


**No. 22.** Three Views of Hypertension and Heart Disease. Gordon, T. March 1967. 49 pp. (PHS) 1000. PB80-123607. PC A04 MF A01. [PDF - 2.5 MB]


**No. 21.** Calibration of Two Bicycle Ergometers Used by the Health Examination Survey. Stein, E. S., Rothstein, M. S., Clements, C. J., Jr. February 1967. 18 pp. (PHS) 1000. PB80-123623. PC A03 MF A01. [PDF - 3.7 MB]


**No. 20.** Variance and Covariance of Life Table Functions Estimated From a Sample of Deaths. Chiang, C. L. March 1967. 8pp. (PHS) 1000. PB-271401. PC A03 MF A01.  [\[PDF - 867 KB\]](#)


**No. 19.** Participation of Hospitals in the Pilot Study of the Hospital Discharge Survey. Brown, A. M., Altman, I., Thompson, D. J. October 1966. 63 pp. (PHS) 1000. HRP-0005414. PC A04 MF A01.  [\[PDF - 4 MB\]](#)

**No. 18.** Interview Response on Health Insurance Compared With Insurance Records: United States-1960. August 1966. 49 pp. (PHS) 1000. PB-289246. PC A04 MF A01.  [\[PDF - 3.3 MB\]](#)


**No. 17.** Conceptual Problems in Developing an Index of Health. Sullivan, D. F. May 1966. 18 pp. (PHS) 1000. HRP-0005420. PC A03 MF A01.  [\[PDF - 2.2 MB\]](#)


**No. 16.** Identifying Problem Drinkers in a Household Health Survey. Mulford, H. A., Wilson, R. W. May 1966. 52 pp. (PHS) 1000. PB-289248. PC A04 MF A01.  [\[PDF - 4.2 MB\]](#)

**No. 15.** Evaluation of Psychological Measures Used in the Health Examination Survey of Children Ages 6-11. Sells, S. B. March 1966. 67 pp. (PHS) 1000. PB-295766. PC A05 MF A01.  [\[PDF - 6 MB\]](#)

**No. 14.** Replication (An Approach to the Analysis of Data From Complex Surveys). McCarthy, P. J. April 1966. 38 pp. (PHS) 1000. PB-289196. PC A03 MF A01.  [\[PDF - 3.7 MB\]](#)









**No. 13.** Computer Simulation of Hospital Discharges. February 1966. 42 pp. (PHS) 1000. HRP-0005425. PC A03 MMF A01.  [\[PDF - 3.9 MB\]](#)

**No. 12.** Methodological Aspects of a Hearing Ability Interview Survey. Schein, J. D., Gentile, A., Haase, K. October 1965. 19 pp. (PHS) 1000. PB80-123615. PC A03 MF A01.  [\[PDF - 1.8 MB\]](#)

**No. 11.** Design of Sample Surveys to Estimate the Prevalence of Rare Diseases: Three Unbiased Estimates. Birnbaum, Z. W., Sirken, M. G. October 1965. 14 pp. (PHS) 1000. PB80-123599. PC A03 MF A01.  [\[PDF - 897 KB\]](#)

**No. 10.** Hospitalization Utilization (in the Last Year of Life). Sirken, M.G. July 1965. 37 pp. (PHS) 1000. PB-274724. PC 03 MF A01.  [\[PDF - 3.3 MB\]](#)

**No. 9.** Cooperation in Health Examination Surveys. Bryant, E., Baird, J.T. July 1965. 44 pp. (PHS) 1000. PB-281657. PC A03 MF A01.  [\[PDF - 2.6 MB\]](#)

- No. 8.** Comparison of Hospitalization Reporting (in Three Survey Procedures). July 1965. 55 pp. (PHS) 1000. HRP-0005417. PC A04 MF A01. [PDF - 4.2 MB]
- No. 7.** Health Interview Responses Compared with Medical Records. Balamuth, E., Shapiro, S. July 1965. 81 pp. (PHS) 1000. PB-282497. PC A05 MF A01. [PDF - 15 MB]
- No. 6.** Reporting of Hospitalization in the Health Interview Survey. July 1965. 79 pp. (PHS) 1000. HRP-005419. PC A05 MF A01. [PDF - 5.2 MB]
- No. 5.** An Index of Health: Mathematical Models. Chiang, C.L. May 1965. 25 pp. (PHS) 1000. HRP-0005421. PC A03 MF A01. [PDF - 1.7 MB]
- No. 4.** Comparison of Two Methods of Constructing Abridged Life Tables (by reference to a "standard" table). Sirken, M.G. March 1966. 11 pp. (PHS) 1000. PB-295710. PC A03 MF A01. [PDF - 1.4 MB]
- No. 3.** The One-Hour Oral Glucose Tolerance Test. Hayner, N.S., Waterhouse, A.M., Gordon, T. July 1963. 34 pp. (PHS) 1000. PB80-123524. PC A03 MF A01. [PDF - 3.6 MB]
- No. 2.** Measurement of Personal Health Expenditures. June 1963. 67 pp. (PHS) 1000. HRP-0005422. PC A04 MF A01. [PDF - 4.9 MB]
- No. 1.** Comparison of Two Vision-Testing Devices. June 1963. 33 pp. (PHS) 1000. PB80-123581. PC A03 MF A01. [PDF - 3 MB]

## Series 3. Analytical and Epidemiological Studies


Analytical or interpretive studies based on vital and health statistics. These reports carry the analyses further than the expository types of reports in the other series.


**No. 35.** National Surveillance of Asthma: United States, 2001-2010. 67 pp. (PHS) 2013-1419.  [\[PDF - 907 KB\]](#)


**No. 34.** Life Expectancy Free of Chronic Condition-induced Activity Limitations Among White and Black Americans, 2000-2006. 28 pp. (PHS) 2011-1418.  [\[PDF - 403 KB\]](#)


**No. 33.** Maternal Mortality and Related Concepts. 20 pp. (PHS) 2007-1417.  [\[PDF - 398 KB\]](#)


**No. 32.** The Autopsy, Medicine, and Mortality Statistics. 52 pp. (PHS) 2001-1416.  [\[PDF - 1 MB\]](#)


**No. 31.** Women: Work and Health. 104 pp. (PHS) 98-1415.  [\[PDF - 1 MB\]](#)


**No. 30.** Trends in the Health of Older Americans: United States, 1994. 340 pp. (PHS) 95-1414. GPO stock number 017-022-012928.  [\[PDF - 2.0 MB\]](#)


**No. 29.** Chartbook on Health Data on Older Americans: United States, 1992. Cohen, R. A., Van Nostrand, J. F., Furner, S. E., eds. May 1993. 65 pp. (PHS) 93-1413. PB93-227817. PC A05 MF A01.  [\[PDF - 5.9 MB\]](#)


**No. 28.** Common Beliefs About the Rural Elderly: What Do National Data Tell Us? Van Nostrand, J. F. April 1993. 79 pp. (PHS) 93-1412. PB93-193886. PC A05 MF A01.  [\[PDF - 5.7 MB\]](#)


**No. 27.** Health Data on Older Americans: United States, 1992. Van Nostrand, J. F., Furner, S. E., Suzman, R., eds. January 1993. 309 pp. (PHS) 93-1411. PB93-175412. PC A18 MF A04.  [\[PDF - 19.5 MB\]](#)


**No. 26.** Trends and Current Status in Childhood Mortality (United States, 1900-85). Fingerhut, L. A., Kleiman, J. C. January 1989. 44 pp. (PHS) 89-1410. PB90-160623. PC A04 MF A01.  [\[PDF - 3.9 MB\]](#)


**No. 25.** Health Statistics on Older Persons: United States, 1966. Havlik, R. J., Liu, B.M., Kovar, M. G., Suzman, R., Feldman, J. J., Harris, T., Van Nostrand, J. June 1987. 157 pp. (PHS) 87-1409. PB90-268871. PC A08 MF A01.  [\[PDF - 11.7 MB\]](#)


**No. 24.** Sex Differences in Health and Use of Medical Care: United States, 1979. Hing, E., Kovar, M. G., Rice, D. P. September 1983. 64 pp. (PHS) 83-1408. PB88-228697. PC A04 MF A01.  [\[PDF - 4.9 MB\]](#)


**No. 23.** Changing Mortality Patterns, Health Services Utilization, and Health Care Expenditures: United States, 1978-2003. Rice, D. P., Rosenberg, H. M., Curtin, L. R., Hodgson, T. A. September 1983. 46 pp. (PHS) 83-1407. PB88-160320. PC A03 MF A01. [PDF - 4 MB]


**No. 22a.** Changes in Mortality Among the Elderly: United States, 1940-78 (Supplement to 1980). Fingerhut, L. A. April 1984. 30 pp. (PHS) 83-1406. PB88-228085. PC A03 MF A01. [PDF - 1.3 MB]


**No. 22.** Changes in Mortality Among the Elderly: United States, 1940-78. Fingerhut, L. A. March 1982. 54 pp. (PHS) 82-1406. PB88-228077. PC A04 MF A01. [PDF - 3.3 MB]


**No. 21.** Comparison of Health Expenditures in France and the United States, 1950-78. Sandier, S. June 1983. 65 pp. (PHS) 83-1405. PB87-155388. PC A04 MF A01. [PDF - 6.1 MB]

**No. 20.** Social and Economic Implications of Cancer in the United States. Rice, D. P., Hodgson, T. A. March 1981. 52 pp. (PHS) 81-1404. PB87-155321. PC A04 MF A01. [PDF - 4.9 MB]

**No. 19.** National Estimates of Marriage Dissolution and Survivorship: United States. Weed, J. A. November 1980. 40 pp. (PHS) 81-1403. PB90-161886. PC A03 MF A01. [PDF - 2.6 MB]














**No. 18.** Geographic Patterns in the Risk of Dying and Associated Factors Ages 35-74 Years (United States, 1968-72). Sauer, H. I. September 1980. 120 pp. (PHS) 80-1402. HRP-0903230. PC A07 MF A02. [PDF - 11 MB]

**No. 17.** Patterns of Aggregate and Individual Changes in Contraceptive Practice: United States, 1965-1975. Westoff, C. F., Jones, E. F. June 1979. 23 pp. (PHS) 79-1401. PB90-267436. PC A03 MF A01. [PDF - 2.6 MB]

**No. 16.** Cohort Mortality and Survivorship: United States Death-Registration States, 1900-1968. Moriyama, I. M., Gustavus, S. O. November 1972. 36 pp. (HSM) 73-1400. PB80-140379. PC A03 MF A01. [PDF - 2.6 MB]

**No. 15.** Trends in "Prematurity" (United States: 1950-67). Chase, H. C., Byrnes, M. E. January 1972. 51 pp. (HSM) 72-1030. PB80-142359. PC A04 MF A01. [PDF - 5.4 MB]


**No. 14.** Height and Weight of Children in the United States, India, and the United Arab Republic. McDowell, A.J., Taskar, A.D., Sarhan, A.E. September 1970. 51 pp. (PHS) 1000. PB80-129497. PC A04 MF A01. [PDF - 4.2 MB]

- No. 13.** Mortality Trends in Czechoslovakia. Vacek, M. November 1969. 33 pp. (PHS) 1000. PB-271383. PC A04 MF A01. [PDF - 3.4 MB]
- No. 12.** Infant and Perinatal Mortality in England and Wales. Hirst, K. M., Butler, N. R., Dawkins, M. J. R. November 1968. 77 pp. (PHS) 1000. PB-272229. PC A05 MF A01. [PDF - 7.6 MB]
- No. 11.** Infant Loss in the Netherlands. de Haas - Posthuma, J. H., de Haas, J.H. August 1968. 63 pp. (PHS) 1000. PB-260532. PC A04 MF A01. [PDF - 6.7 MB]
- No. 10.** Recent Retardation of Mortality Trends in Japan. Soda, T., Kimura, M., Hirayama, T., Tsunoda, R., Suganuma, T., Ueda, K. June 1968. 28 pp. (PHS) 1000. PB80-126378. PC A03 MF A01. [PDF - 2.5 MB]
- No. 9.** Infant Mortality Problems in Denmark. Matthiessen, P. C., Trolle, D., Zachau-Christiansen, B. November 1967. 67 pp. (PHS) 1000. PB-272225. PC A04 MF A01. [PDF - 6.1 MB]
- No. 8.** Infant Mortality Problems in Norway. Backer, J. E., Aagenaes, O. October 1967. 40 pp. (PHS) 1000. PB80-128036. PC A03 MF A01. [PDF - 3.3 MB]
- No. 7.** Selected Family Characteristics and Health Measures (Reported in the Health Interview Survey). Guralnick, L. January 1967. 26 pp. (PHS) 1000. PB-289198. PC A03 MF A01. [PDF - 2.2 MB]
- No. 6.** International Comparison of Perinatal and Infant Mortality: The United States and Six West European Countries. Chase, H. C. March 1965. 97 pp. (HSM) 73-1258. PB-2955771. PC A06 MF A01. [PDF - 9.1 MB]
- No. 5.** Infant and Perinatal Mortality in Scotland. Douglas, C. A. November 1966. 44 pp. (PHS) 1000. PB-295772. PC A03 MF A01. [PDF - 4 MB]
- No. 4.** Infant and Perinatal Mortality in the United States. Shapiro, S., Schlesinger, E. R., Nesbitt, R. E. L., Jr. October 1965. 87 pp. (PHS) 1000. PB-272230. PC A05 MF A01. [PDF - 7.9 MB]
- No. 3.** Changes in Mortality Trends: England and Wales. Campbell, H. November 1965. 49 pp. (PHS) 1000. PB-295765. PC A05 MF A01. [PDF - 4.6 MB]
- No. 2.** Recent Mortality Trends in Chile. Behm, H., Bocaz, A., Gutierrez, H., Legarreta, A., Marchant, L. April 1964. 34 pp. (PHS) 1000. PB-28916. PC A03 MF A01. [PDF - 2.8 MB]
- No. 1.** The Change in Mortality Trend in the United States. Moriyama, I.M. March 1964. 43 pp. (PHS) 1000. PB-292914. PC A03 MF A01. [PDF - 3.5 MB]


## Series 4. Documents and Committee Reports


Final reports of major committees concerned with vital and health statistics and documents such as recommended model vital registration laws and revised birth and death certificates.


**No. 32.** Integrating Measurements of Disability in Federal Surveys: Seminar Proceedings. 48 pp. (PHS) 2001-1469.  [\[PDF - 3.2 MB\]](#)


**No. 31.** Methodological Issues for Vital Rates and Population Estimates: 1997 OMB Standards for Data on Race and Ethnicity. 36 pp. (PHS) 2001-1468.  [\[PDF - 4.1 MB\]](#)


**No. 30.** Report of the Second Workshop on Age-Adjustment. 44 pp. (PHS) 98-1466.  [\[PDF - 259 KB\]](#)


**No. 29.** Reconsidering Age Adjustment Procedures: Workshop Proceedings. Feinleib, M., Zarate, A. O., eds. October 1992. 83 pp. (PHS) 93-1466. PB93-127819. PC A05 MF A01.  [\[PDF - 616 KB\]](#)


**No. 28.** The 1989 Revision of the U.S. Standard Certificates and Reports. Tolson, G. C., Barnes, J.M., Gay, G. A., Kowaleski, J. L. June 1991. 19 pp. (PHS) 91-1465. PB91-216556. PC A03 MF A01.  [\[PDF - 1.9 MB\]](#)


**No. 27.** Dietary Survey Methodology Workshop for the Third National Health and Nutrition Examination Survey. Briefel, R. R., Sempos, C. T. March 1992. 108 pp. (PHS) 91-1464. PB92-176601. PC A06 MF A02.  [\[PDF - 12.1 MB\]](#)


**No. 26.** Proceedings of the Workshop on Needs and Resources for Occupational Mortality Data. August 1988. 70 pp. (PHS) 88-1463. PB90-245002. PC A04 MF A01.  [\[PDF - 5.5 MB\]](#)


**No. 25.** Health of an Aging America. Issues on Data for Policy Analysis. Documents and Committee Reports. December 1988. 188 pp. (PHS) 89-1488. PB91-124602. PC A09 MF A09.  [\[PDF - 18.2 MB\]](#)


**No. 24.** Statistical Aspects of Physician Payment Systems: A Report of the National Committee on Vital and Health Statistics. January 1987. 44 pp. (PHS) 87-1461. PB90-268913. PC A03 MF A01.  [\[PDF - 3.6 MB\]](#)

**No. 23.** The 1978 Revision of the U.S. Standard Certificates. Dundon, M. L., Gay, G. A., George, J. L. February 1983. 58 pp. (PHS) 83-1460. PB88-228655. PC A04 MF A01.  [\[PDF - 3.9 MB\]](#)


**No. 22.** Issues Regarding Confidentiality of Data in the Cooperative Health Statistics Systems. Simmons, W. April 1980. 50 pp. (PHS) 80-1459. PB88-160023. PCA04 MF A01. [PDF - 3.8 MB]


**No. 21.** Model State Health Statistics Act: A Model State Law for the Collection, Sharing, and Confidentiality of Health Statistics. March 1980. 53 pp. (PHS) 80-1458. PB88-228937. PC A04 MF A01. [PDF - 4.5 MB]


**No. 20.** Statistics Needed for Determining the Effects of the Environment on Health (Report of the Technical Consultant Panel to the United States National Committee on Vital and Health Statistics). July 1977. 49 pp. (PHS) 79-1457. PB80-128093. PC A04 MF A01. [PDF - 4 MB]


**No. 19.** Cooperative Health Statistics System: Its Mission and Program. April 1977. 17 pp. (HRA) 77-1456. PB90-163817. PC A03 MF A01. [PDF - 2 MB]


**No. 18.** Statistics Needed for National Policies Related to Fertility (A Report of the United States National Committee on Vital and Health Statistics). January 1978. 154 pp. (PHS) 78-1455. PB80-128101. PC A08 MF A02. [PDF - 9.4 MB]

**No. 17.** Analytical Potential of NCHS (National Center for Health Statistics) Data for Health Care Systems: A Report of the United States National Committee on Vital and Health Statistics. September 1975. 26 pp. (HRA) 76-1454. PB88-228929. PC A03 MF A01. [PDF - 2.4 MB]

**No. 16.** Ambulatory Medical Care Records: Uniform Minimum Basic Data Set (A Report of the Committee to Evaluate the National Center for Health Statistics). 16 pp. (HRA) 76-1453. PB-260418. PC A03 MF A01. [PDF - 1.8 MB]


**No. 15.** Health Statistics Today and Tomorrow (A Report of the Committee to Evaluate the National Center for Health Statistics). September 1972. 24 pp. (HRA) 75-1452. HRP-0005364. PC A03 MF A01. [PDF - 2.5 MB]


**No. 14.** Uniform Hospital Abstract: Minimum Basic Data Set (A Report of the United States National Committee on Vital and Health Statistics). December 1972. 17 pp. (HSM) 73-1451. HRP-0002712. PC A03 MF A01. [PDF - 1.8 MB]


**No. 13.** Report of the Twentieth Anniversary Conference of the United States National Committee on Vital and Health Statistics. September 1970. 42 pp. (PHS) 1000. PB90-269952. PC A03 MF A01. [PDF - 4.3 MB]


**No. 12.** Needs for National Studies of Population Dynamics (A Report of the United States National Committee on Vital and Health Statistics). April 1970. 31 pp. PB-289217. PC A03 MF A01. [PDF - 3.1 MB]




**No. 11.** Use of Hospital Data for Epidemiologic and Medical-Care Research: A Report of the United States National Committee on Vital and Health Statistics. June 1969. 9 pp. (PHS) 1000. PB90-269978. PC A03 MF A01.  [\[PDF - 1.3 MB\]](#)


**No. 10.** Census and Vital Health Statistics, 1970: A Study Group Report of the Public Health Conference on Records and Statistics. April 1969. 17 pp. (PHS) 1000. PB90-269960. PC A03 MF A01.  [\[PDF - 1.6 MB\]](#)


**No. 9.** Migration, Vital, and Health Statistics: A Report of the United States National Committee on Vital and Health Statistics. November 1968. 28 pp. (PHS) 1000. PB88-228945. PC A03 MF A01.  [\[PDF - 1.8 MB\]](#)


**No. 8.** The 1968 Revision of the Standard Certificates. Grove, R. D. June 1968. 47 pp. (PHS) 1000. PB-295768. PC A03 MF A01.  [\[PDF - 4.1 MB\]](#)


**No. 7.** Use of Vital and Health Records in Epidemiologic Research: A Report of the United States National Committee on Vital and Health Statistics. March 1968. 13 pp. (PHS) 1000. PB88-228762. PC A03 MF A01.  [\[PDF - 1.6 MB\]](#)


**No. 6.** Report of the United States Delegation to the International Conference for the Eighth Revision of the International Classification of Diseases, Geneva, Switzerland, July 6-12, 1965. September 1966. 74 pp. (PHS) 1000. PB88-228804. PC A05 MF A01.  [\[PDF - 4.8 MB\]](#)

**No. 5.** History of the United States National Committee on Vital and Health Statistics 1949-1964. Storck, J. June 1966. 42 pp. (PHS) 1000. PB-289273. PC A03 MF A01.  [\[PDF - 4.6 MB\]](#)

**No. 4.** Report of the Fifteenth Anniversary Conference of the United States National Committee on Vital and Health Statistics. June 1966. 26 pp. (PHS) 1000. PB88-228952. PC A03 MF A01.  [\[PDF - 2.5 MB\]](#)


**No. 3.** Report of the International Conference on the Perinatal and Infant Mortality Problem of the United States. Curran, E. W. June 1966. 21 pp. (PHS) 1000. PB88-228952. PC A03 MF A01.  [\[PDF - 2.8 MB\]](#)


**No. 2.** National Vital Statistics Needs (A Report of the United States National Committee on Vital and Health Statistics. September 1965. 51 pp. (PHS) 1000. PB80-128085. PC A04 MF A01.  [\[PDF - 4.2 MB\]](#)


**No. 1.** Fertility Measurement (A Report of the United States National Committee on Vital and Health Statistics. Reprinted November 1965. 26 pp. (PHS) 1000. PB-281658. PC A03 MF A01.  [\[PDF - 3 MB\]](#)


## Series 5. International Vital and Health Statistics Reports


Analytical and descriptive reports comparing U.S. vital and health statistics with those of other countries.


**No. 11.** Vital and Health Statistics: Russian Federation and United States, Selected Years 1985-2000 With An Overview of Russian Mortality in the 1990s. **(English Version)** 65 pp. (PHS) 2003-1487. [PDF - 4 MB]


**No. 11.** Vital and Health Statistics: Russian Federation and United States, Selected Years 1985-2000 With An Overview of Russian Mortality in the 1990s. **(Russian Version)** 67 pp. (PHS) 2003-1487. [PDF - 5.3 MB]


**No. 10.** Maternal and Child Health Statistics: Russian Federation and U.S., Selected Years 1985-95. **(English Version)** 140 pp. (PHS) 99-1486. GPO stock number 017-022-01449-1. [PDF - 1.5 MB]


**No. 10.** Maternal and Child Health Statistics: Russian Federation and United States, Selected Years 1985-95. **(Russian Version)** 140 pp. (PHS) 99-1486. GPO stock number 017-022-01449-1. [PDF - 985 KB]

**No. 9.** Vital and Health Statistics: Russian Federation and United States, Selected Years 1980-93. 28 pp. (PHS) 95-1485. GPO stock number 017-022-01304-5. [PDF - 340 KB]


**No. 8.** Disability Among Older People: United States and Canada. 92 pp. (PHS) 95-1484. GPO stock number 017-022-01287-1. [PDF - 570 KB]


**No. 7.** Proceedings of the 1991 International Symposium on Data on Aging. Feinleib, M. August 1993. 69 pp. (PHS) 93-1483. PB93-226132. PC A05 MF A01. [PDF - 5.6 MB]


**No. 6.** Proceedings of the 1988 International Symposium on Data on Aging. Feinleib, M. August 1991. 269 pp. (PHS) 91-1482. PB91-235366. PC A11 MF A03. [PDF - 21.1 MB]

**No. 5.** Ambulatory Care: France, Federal Republic of Germany, and United States, 1981-83. DeLozier, J., Kerek-Badden, H. E., Lecomte, T., Mizrahi, A., Mizrahi, A., Sandier, S., Schact, E. June 1989. 78 pp. PB90-171687. PC A05 MF A01. [PDF - 5.1 MB]

**No. 4.** Hospital Use in France and the United States. Kozak, L. J. January 1989. 89 pp. (PHS) 89-1480. PB90-172818. PC A05 MF A01. [PDF - 6.3 MB]

**No. 3.** Adult Health Practices in the United States and Canada. Stephens, T., Schoenborn, C. A. May 1988. 72 pp. (PHS) 88-1479. PB90-268939. PC A04 MF A01.   
[\[PDF - 5.7 MB\]](#)

**No. 2.** Hospital Use in Poland and the United States. Kozak, L. J., Bacon, W. E., Krzyzanoski, M., Wojtyniak, B. March 1988. 89 pp. (PHS) 88-1478. PB90-268905. PC A05 MF A01.   
[\[PDF - 7.2 MB\]](#)


**No. 1.** Hospital Use by Children in the United States and Canada. Kozak, L. J., McCarthy, E. August 1984. 59 pp. (PHS) 84-1477. PB88-2288770. PC A04 MF A01.   
[\[PDF - 4.9 MB\]](#)


## Series 6. Cognition and Survey Measurement

Reports From the National Laboratory for Collaborative Research in Cognition and Survey Measurement using methods of cognitive science to design, evaluate, and test survey instruments.

**No. 8.** Response Errors in Surveys of Children's Immunizations. 56 pp. (PHS) 99-1083.  [\[PDF - 300 KB\]](#)


**No. 7.** Cognitive Aspects of Reporting Cancer Prevention Examinations and Tests. 161 pp. (PHS) 94-1082. GPO stock number 017-022-01275-8.  [\[PDF - 7 MB\]](#)


**No. 6.** Reporting Chronic Pain Episodes on Health Surveys. Salovey, P., Sieber, W. J., Smith, A. F., Turk, D. C., Jobe, J. B., Willis, G. B. September 1992. 71 pp. (PHS) 92-1081. PB93-118214. PC A05 MF A01.  [\[PDF - 4.6 MB\]](#)

**No. 5.** Cognitive Research on Response Error in Survey Questions on Smoking. Means, B. September 1992. 97 pp. (PHS) 92-1080. PB93-118206. PC A06 MF A02.  [\[PDF - 5.8 MB\]](#)

**No. 4.** Cognitive Processes in Long-Term Dietary Recall. Smith, A. F. October 1991. 34 pp. (PHS) 91-1079. PB92-128529. PC A03 MF A01.  [\[PDF - 3.9 MB\]](#)

**No. 3.** Social Cognition Approach to Reporting Chronic Conditions in Health Surveys. Brewer, M.B., Dull, V.T., Jobe, J.B. October 1989. 36 pp. (PHS) 89-1078. PB91-211557. PC A03 MF A01.  [\[PDF - 2.8 MB\]](#)

**No. 2.** Autobiographic Memory for Health-Related Events. Means, B., Nigam, A., Zarrow, M., Loftus, E., Donaldson, M. August 1989. 375 pp. (PHS) 89-1077. PB90-172693. PC A03 MF A01.  [\[PDF - 4.2 MB\]](#)

**No. 1.** Questionnaire Design in the Cognitive Research Laboratory. Lessler, J., Tourangeau, R., Salter, W. May 1989. 55 pp. (PHS) 89-1076. PB90-119793. PC A04 MF A01.  [\[PDF - 4.5 MB\]](#)

## Series 10. Data From the National Health Interview Survey


Statistics on illness, accidental injuries, disability, use of hospital, medical, dental, and other services, and other health-related topics, all based on data collection in the continuing national household survey.

**No. 257.** Health Behaviors of Adults: United States, 2008–2010. 184 pp. (PHS) 2013-1585 [[PDF - 3.2 MB](#)]

**No. 256.** Summary Health Statistics for U.S. Adults: National Health Interview Survey, 2011. 218 pp. (PHS) 2013-1584 [[PDF - 3.1 MB](#)]

**No. 255.** Summary Health Statistics for the U.S. Population: National Health Interview Survey, 2011. 110 pp. (PHS) 2013-1583 [[PDF - 2.8 MB](#)]


**No. 254.** Summary Health Statistics for U.S. Children: National Health Interview Survey, 2011. 88 pp. (PHS) 2013-1582. [[PDF - 1.3 MB](#)]

**No. 253.** Oral Health Status and Access to Oral Health Care for U.S. Adults Aged 18–64: National Health Interview Survey, 2008. 29 pp. (PHS) 2012-1581. [[PDF - 431 KB](#)]

**No. 252.** Summary Health Statistics for U.S. Adults: National Health Interview Survey, 2010. 217 pp. (PHS) 2012-1580. [[PDF -3.0 MB](#)]


**No. 251.** Summary Health Statistics for the U.S. Population: National Health Interview Survey, 2010. 191 pp. (PHS) 2012-1579. [[PDF - 2.1 MB](#)]

**No. 250.** Summary Health Statistics for U.S. Children: National Health Interview Survey, 2010. 146 pp. (PHS) 2012-1578. [[PDF - 1.3 MB](#)]

**No. 249.** Summary Health Statistics for U.S. Adults: National Health Interview Survey, 2009. 217 pp. (PHS) 2011-1577. [[PDF - 3.5 MB](#)]

**No. 248.** Summary Health Statistics for the U.S. Population: National Health Interview Survey, 2009. 124 pp. (PHS) 2011-1576. [[PDF - 1.9 MB](#)]


**No. 247.** Summary Health Statistics for U.S. Children: National Health Interview Survey, 2009. 149 pp. (PHS) 2011-1575. [[PDF - 1.4 MB](#)]


**No. 246.** Family Structure and Children's Health in the United States: Findings From the National Health Interview Survey, 2001-2007. 176 pp. (PHS) 2011-1574. [[PDF - 2.4 MB](#)]


**No. 245.** Health Behaviors of Adults: United States, 2005-2007. 143 pp. (PHS) 2010-1573. [[PDF - 2.2 MB](#)]

**No. 244.** Summary Health Statistics for U.S. Children: National Health Interview Survey, 2008. 90 pp. (PHS) 2010-1572.  [\[PDF - 1.3 MB\]](#)

**No. 243.** Summary Health Statistics for the U.S. Population: National Health Interview Survey, 2008. 113 pp. (PHS) 2010-1571.  [\[PDF - 1.3 MB\]](#)

**No. 242.** Summary Health Statistics for U.S. Adults: National Health Interview Survey, 2008. 167 pp. (PHS) 2010-1570.  [\[PDF - 2.7 MB\]](#)


**No. 241.** Injury Episodes and Circumstances: National Health Interview Survey, 1997-2007. 64 pp. (PHS) 2009-1569.  [\[PDF - 776 KB\]](#)

**No. 240.** Summary Health Statistics for U.S. Adults: National Health Interview Survey, 2007. 169 pp. (PHS) 2009-1568.  [\[PDF - 8.6 MB\]](#)


**No. 239.** Summary Health Statistics for the U.S. Children: National Health Interview Survey, 2007. 88 pp. (PHS) 2009-1567.  [\[PDF - 2 MB\]](#)

**No. 238.** Summary Health Statistics for the U.S. Population: National Health Interview Survey, 2007. 113 pp. (PHS) 2009-1566.  [\[PDF - 3.3 MB\]](#)




**No. 237.** Diagnosed Attention Deficit Hyperactivity Disorder and Learning Disability: United States, 2004-2006. 113 pp. (PHS) 2008-1565.  [\[PDF - 327 KB\]](#)

**No. 236.** Summary Health Statistics for the U.S. Population: National Health Interview Survey, 2006. 113 pp. (PHS) 2008-1564.  [\[PDF - 3.3 MB\]](#)

**No. 235.** Summary Health Statistics for U.S. Adults: National Health Interview Survey, 2006. 96 pp. (PHS) 2007-1563.  [\[PDF - 245 KB\]](#)

**No. 234.** Summary Health Statistics for U.S. Children: National Health Interview Survey, 2006. 87 pp. (PHS) 2007-1562.  [\[PDF - 1.7 MB\]](#)


**No. 233.** Summary Health Statistics for the U.S. Population: National Health Interview Survey, 2005. 113 pp. (PHS) 2007-1561.  [\[PDF - 2.5 MB\]](#)

**No. 232.** Summary Health Statistics for U.S. Adults: National Health Interview Survey, 2005. 163 pp. (PHS) 2007-1560.  [\[PDF - 3.7 MB\]](#)

**No. 231.** Summary Health Statistics for U.S. Children: National Health Interview Survey, 2005. 93 pp. (PHS) 2006-1559.  [\[PDF - 1.7 MB\]](#)


**No. 230.** Health Behaviors of Adults: United States, 2002-04. 151 pp. (PHS) 2006-1558.  [\[PDF - 5.5 MB\]](#)

**No. 229.** Summary Health Statistics for the U.S. Population: National Health Interview Survey, 2004. 113 pp. (PHS) 2006-1557. [PDF - 2.5 MB]

**No. 228.** Summary Health Statistics for U.S. Adults: National Health Interview Survey, 2004. 164 pp. (PHS) 2006-1556. [PDF - 3.9 MB]


**No. 227.** Summary Health Statistics for U.S. Children: National Health Interview Survey, 2004. 94 pp. (PHS) 2006-1555. [PDF - 1.6 MB]

**No. 226.** Health Status of Non-Hispanic U.S.-Born and Foreign-Born Black and White Persons: United States, 1992-95. 28 pp. (PHS) 2005-1554. [PDF - 669 KB]

**No. 225.** Summary Health Statistics for U.S. Adults: National Health Interview Survey, 2003. 161 pp. (PHS) 2005-1553. [PDF - 3.9 MB]

**No. 224.** Summary Health Statistics for the U.S. Population: National Health Interview Survey, 2003. 113 pp. (PHS) 2005-1552. [PDF - 6.2 MB]


**No. 223.** Summary Health Statistics for U.S. Children: National Health Interview Survey, 2003. 87 pp. (PHS) 2005-1551. [PDF - 4.7 MB]

**No. 222.** Summary Health Statistics for U.S. Adults: National Health Interview Survey, 2002. 160 pp. (PHS) 2004-1550. [PDF - 4.1 MB]

**No. 221.** Summary Health Statistics for U.S. Children: National Health Interview Survey, 2002. 87 pp. (PHS) 2004-1549. [PDF - 5.6 MB]


**No. 220.** Summary Health Statistics for the U.S. Population: National Health Interview Survey, 2002. 110 pp. (PHS) 2004-1548. [PDF - 6.7 MB]

**No. 219.** Health Behaviors of Adults: United States, 1999-2001. 89 pp. (PHS) 2004-1547. [Companion Tables PDF - 2.4 MB] [PDF - 4.5 MB]

**No. 218.** Summary Health Statistics for the U.S. Adults: National Health Interview Survey, 2001. 143 pp. (PHS) 2004-1546. [PDF - 8.3 MB]


**No. 217.** Summary Health Statistics for the U.S. Population: National Health Interview Survey, 2001. 90 pp. (PHS) 2004-1545. [PDF - 5.9 MB]

**No. 216.** Summary Health Statistics for U.S. Children: National Health Interview Survey, 2001. 62 pp. (PHS) 2004-1544. [PDF - 5.2 MB]

**No. 215.** Summary Health Statistics for U.S. Adults: National Health Interview Survey, 2000. 141 pp. (PHS) 2004-1543. [PDF - 8.6 MB]


**No. 214.** Summary Health Statistics for the U.S. Population: National Health Interview Survey, 2000. 91 pp. (PHS) 2004-1542. [PDF - 5.9 MB]

**No. 213.** Summary Health Statistics for U.S. Children: National Health Interview Survey, 2000. 57 pp. (PHS) 2003-1541. [PDF - 5 MB]

**No. 212.** Summary Health Statistics for U.S. Adults: National Health Interview Survey, 1999. 145 pp. (PHS) 2003-1540. [PDF - 8.7 MB]


**No. 211.** Summary Health Statistics for U.S. Population: National Health Interview Survey, 1999. 103 pp. (PHS) 2003-1539. [PDF - 3.2 MB]


**No. 210.** Summary Health Statistics for U.S. Children: National Health Interview Survey, 1999. 58 pp. (PHS) 2003-1538. [PDF - 5.2 MB]

**No. 209.** Summary Health Statistics for U.S. Adults: National Health Interview Survey, 1998. 121 pp. (PHS) 2002-1537. [PDF - 7.8 MB]

**No. 208.** Summary Health Statistics for U.S. Children: National Health Interview Survey, 1998. 53 pp. (PHS) 2002-1536. [PDF - 4.3 MB]

**No. 207.** Summary Health Statistics for U.S. Population: National Health Interview Survey, 1998. 53 pp. (PHS) 2002-1535. [PDF - 6.5 MB]

**No. 206.** Attention Deficit Disorder and Learning Disability: United States, 1997-98. 18 pp. (PHS) 2002-1534. [PDF - 2.9 MB]

**No. 205.** Summary Health Statistics for U.S. Adults: National Health Interview Survey, 1997. 100 pp. (PHS) 2002-1533. [PDF - 7.9 MB]

**No. 204.** Summary Health Statistics for U.S. Population: National Health Interview Survey, 1997. 100 pp. (PHS) 2002-1532. [PDF - 6.5 MB]




**No. 203.** Summary Health Statistics for U.S. Children: National Health Interview Survey, 1997. 53 pp. (PHS) 2000-1531. [PDF - 4.2 MB]

**No. 202.** Injury and Poisoning Episodes and Conditions: National Health Interview Survey, 1997. 46 pp. (PHS) 2000-1530. [PDF - 1.1 MB]





**No. 201.** This number was intentionally skipped.

**No. 200.** Current Estimates From the National Health Interview Survey, 1996. 212 pp. (PHS) 99-1528. [PDF - 3.3 MB]










(The files below have been broken down into smaller files for your convenience. They do not contain hyperlinks or the Bookmark feature of Acrobat.)


- Text and Tables (pages 1-140) [PDF - 737 KB]
- National Health Interview Survey Questionnaires (pages 141-163) [PDF - 990 KB]
- Immunization Questionnaire (pages 164-173) [PDF - 361 KB]




- Family Resources Questionnaires (pages 174-198)  [PDF - 821 KB]
  - National Health Interview Survey Flashcards (pages 200-204)  [PDF - 68 KB] 
- No. 199.** Current Estimates, 1995. 444 pp. (PHS) 98-1527. GPO stock number 017-022-01436-0.  [PDF - 41 MB]

(Download all files and place them in the same directory. This will allow you to move among them using the hyperlinks from the "Contents" page and the Bookmark feature of Acrobat.)

- Text and Tables (pages 1-136 and Appendix III)  [PDF - 1.1 MB]
- National Health Interview Survey Core Questionnaire (pages 137-159)  [PDF - 1.6 MB]
- Immunization and Disability Questionnaires (pages 160-237)  [PDF - 7.0 MB]
- Family Resources, Year 2000 Objectives, AIDS Knowledge and Attitudes Questionnaires (pages 238-277)  [PDF - 3.5 MB]
- Disability Followback Survey Child Questionnaire (pages 278-314)  [PDF - 2.4 MB]
- Disability Followback Survey Adult Questionnaire, Sections A - F (pages 315-347)  [PDF - 2.2 MB]
- Disability Followback Survey Adult Questionnaire, Sections G - P (pages 348-397)  [PDF - 3.9 MB]
- Disability Followback Survey, Polio Survivor Questionnaire and Flashcards (pages 398-428)  [PDF - 1.5 MB] 


**No. 198.** Access to Health Care Part 3: Older Adults. 40 pp. (PHS) 97-1526. GPO stock number 017-022-01381-9.  [PDF - 764 KB]

**No. 197.** Access to Health Care Part 2: Working-age Adults. 56 pp. (PHS) 97-1525. GPO stock number 017-022-01380-1.  [PDF - 783 KB]
















**No. 196.** Access to Health Care Part 1: Children. 56 pp. (PHS) 97-1524. GPO stock number 017-022-01379-7.  [PDF - 853 KB]














**No. 195.** Health and Selected Socioeconomic Characteristics of the Family: United States, 1988-90. 85 pp. (PHS) 97-1523. GPO stock number 017-022-01361-4.  [PDF - 653 KB]


**No. 194.** Prevalence of Selected Chronic Conditions: United States, 1990-92. 89 pp. (PHS) 97-1522. GPO stock number 107-022-01365-7.  [PDF - 1.12 MB]


**No. 193.** Current Estimates From the National Health Interview Survey, 1994. 520 pp. (PHS) 96-1521. GPO stock number 017-022-01327-4.  [PDF - 46 MB]


- Text and tables. 526 pp.  [PDF - 993 KB]
- Core; Immunization; Disability. 147 pp.  [PDF - 3.8 MB]


- Family Resources; Year 2000 Objectives; AIDS Knowledge and Attitudes; Disability Followback/Child. 99 pp. [PDF - 4.5 MB]
  - Disability Followback/Adult. 84 pp. [PDF - 6.0 MB]
  - Disability Followback/Supplement on Aging; Disability Followback/Polio Survivor. 88 pp. [PDF - 5.2 MB]
  - Access to Care; Flash Cards. 40 pp. [PDF - 3.0 MB]
- No. 192.** Health-Risk Behaviors Among Our Nation's Youth: United States, 1992. 51 pp. (PHS) 95-1520. GPO stock number 017-022-01307-0. [PDF - 445 KB]
- No. 191.** Health of Our Nation's Children. 61 pp. (PHS) 95-1519. GPO stock number 017-022-01277-4. [PDF - 459 KB]
- No. 190.** Current Estimates From the National Health Interview Survey, 1993. 221 pp. (PHS) 95-1518. GPO stock number 017-022-01279-1.
- Text, Detailed tables, and Technical notes [PDF - 967 KB]
  - Questionnaires [PDF - 3.8 MB]
- No. 189.** Current Estimates From the National Health Interview Survey, 1992. 269 pp. (PHS) 94-1517. GPO stock number 017-022-01242-1. NTIS order number PB94 135811 price code PC A13 MF A03. [PDF - 15.6 MB]
- No. 188.** Prevalence and Characteristics of Persons With Hearing Trouble: United States, 1990-91. 75 pp. (PHS) 94-1516. GPO stock number 017-022-01251-1. NTIS order number PB94-156601 price code PC A05 MF A01. [PDF - 5.3 MB]
- No. 187.** Health Characteristics of Large Metropolitan Statistical Areas: United States, 1988-89. Collins, J. G., Hendershot, G. E. August 1993. 97 pp. (PHS) 93- 1515. PB93-226686. PC A06 MF A02. [PDF - 5.9 MB]
- No. 186.** Health Conditions Among the Currently Employed: United States, 1988. Park, C. H., Wagener, D. K., Winn, D. M., Pierce, J. P. July 1993. 67 pp. (PHS) 93- 1514. PB 93-215721. PC A05 MF A01. [PDF - 4.7 MB]
- No. 185.** Health Promotion and Disease Prevention: United States, 1990. Piani, A., Schoenborn, C. A. April 1993. 88 pp. (PHS) 93-1513. PB93-174134. PC A05 MF A01. [PDF - 6.1 MB]
- No. 184.** Current Estimates From the National Health Interview Survey, 1991. Adams, P. F., Benson, V. December 1992. 232 pp. (PHS) 93-1512. PB93-132488. PC A11 MF A03. [PDF - 14.2 MB]
- No. 183.** Dental Services and Oral Health: United States, 1989. Bloom, B., Gift, H. C., Jack, S. S. December 1992. 95 pp. (PHS) 92-1511. PB93-149888. PC A06 MF A02. [PDF - 6.9 MB]


- No. 182.** Prevalence of Selected Chronic Conditions. Collins, J. G. February 1993. 87 pp. (PHS) 93-1510. PC93-161818. PC A05 MF A01. [PDF - 6.8 MB]
- No. 181.** Current Estimates From the National Health Interview Survey, 1990. Adams, P. F., Benson, V. December 1991. 212 pp. (PHS) 92-1509. PB92-1430301. PC A10 MF A03. [PDF - 12.8 MB]
- No. 180.** Incidence and Impact of Selected Infectious Diseases in Childhood. Hardy, A. M. October 1991. 22 pp. (PHS) 91- 1508. PB92-118108. PC A03 MF A01. [PDF - 1.9 MB]
- No. 179.** Educational Differences in Health Status and Health Care. Ries, P. September 1991. 66 pp. (PHS) 91- 1507. PB91-242347. PC A04 MF A01. [PDF - 4.8 MB]
- No. 178.** Family Structure and Children's Health: United States, 1988. Dawson, D. A. June 1991. 47 pp. (PHS) 91-1506. PB91-211540. PC A04 MF A01. [PDF - 3.3 MB]
- No. 177.** Impairments Due to Injuries: United States, 1985-87. Collins, J. G. August 1991. 55 pp. (PHS) 91- 1505. PB92-118124. PC A04 MF A01. [PDF - 4.2 MB]
- No. 176.** Current Estimates From the National Health Interview Survey, 1989. Adams, P. F., Benson, V. October 1990. 221 pp. (PHS) 90-1504. PB91-125302. PC A11 MF A03. [PDF - 13.6 MB]
- No. 175.** Types of Injuries by Selected Characteristics: United States, 1985-87. Collins, J. G. December 1990. 68 pp. (PHS) 91-1503. PB91-138487. PC A04 MF A01. [PDF - 4.9 MB]
- No. 174.** Americans Assess Their Health: United States, 1987. Ries, P. March 1990. 63 pp. (PHS) 90-1502. PB90-208216. PC A04 MF A01. [PDF - 4.4 MB]
- No. 173.** Current Estimates From the National Health Interview Survey, 1988.. Adams, P. F., Hardy, A. M. October 1989. 250 pp. (PHS) 89-1501. PB90-155474. PC A12 MF A03. [PDF - 15.7 MB]
- No. 172.** Breast Cancer Risk Factors and Screening: United States, 1987. Dawson, D. A., Thompson, G. B. January 1990. 60 pp. (PHS) 90-1500. PB90-174574. PC A04 MF A01. [PDF - 4.9 MB]
- No. 171.** Health of Black and White Americans, 1985-87. Ries, P. 1990. 114 pp. (PHS) 90-1599. PB90-174566. PC A06 MF A02. [PDF - 8.2 MB]
- No. 170.** Health Characteristics by Occupation and Industry: United States, 1983-85. Collins, J. G. 1989. 150 pp. (PHS) 90-1598. PB90-174558. PC A05 MF A02. [PDF - 11.6 MB]


**No. 169.** Smoking and Other Tobacco Use: United States, 1987. Schoenborn, C. A., Boyd, G. September 1989. 84 pp. (PHS) 89-1597. PB90-180639. PC A05 MF A01.  [\[PDF - 5.3 MB\]](#)


**No. 168.** Health Characteristics by Occupation and Industry of Longest Employment. Cooper, S. P., Buffler, P. A., Cooper, C. J. June 1989. 105 pp. (PHS) 89-1596. PB91-208165. PC A06 MF A21.  [\[PDF - 7.4 MB\]](#)


**No. 167.** Physical Functioning of the Aged: United States, 1984. Fulton, J. P., Katz, S., Jack, S. S., Hendershot, G. E. March 1989. 48 pp. (PHS) 89-1595. PB91-211581. PC A04 MF A01.  [\[PDF - 3 MB\]](#)


**No. 166.** Current Estimates From the National Health Interview Survey, 1987.. Schoenborn, C. A., Marano, M. 1987. 239 pp. (PHS) 88-1594. PB89-140669. PC A11 MF A03.  [\[PDF - 13.6 MB\]](#)


**No. 165.** Use of Dental Services and Dental Health: United States, 1986. Jack, S. S., Bloom, B. B. October 1988. 90 pp. (PHS) 88-1593. PB90-158833. PC A05 MF A01.  [\[PDF - 5.9 MB\]](#)


**No. 164.** Current Estimates From the National Health Interview Survey: United States, 1986. Dawson, D. A., Adams, P. F. October 1987. 183 pp. (PHS) 87-1592. PB88-146147. PC A04 MF 02.  [\[PDF - 20 MB\]](#)













**No. 163.** Health Promotion and Disease Prevention: United States, 1985. Schoenborn, C. A. February 1988. 97 pp. (PHS) 88-1591. PB91-223750. PC A05 MF A02.  [\[PDF - 6.4 MB\]](#)


**No. 162.** Health Care Coverage by Sociodemographic and Health Characteristics: United States, 1984. Ries, P. November 1987. 78 pp. (PHS) 87-1590. PB91-211599. PC A05 MF A01.  [\[PDF - 4.8 MB\]](#)


**No. 161.** Physician Contacts by Sociodemographic and Health Characteristics: United States, 1982-83. Ries, P. April 1987. 67 pp. (PHS) 87-1589. PB91-204685. PC A04 MF A01.  [\[PDF - 4.5 MB\]](#)


**No. 160.** Current Estimates From the National Health Interview Survey: United States, 1985. Moss, A. J., Parsons, V. L. December 1986. 192 pp. (PHS) 86-1588. PB87-125851. PC A09 MF A02.  [\[PDF - 20 MB\]](#)


**No. 159.** Types of Injuries and Impairments Due to Injuries: United States. Collins, J.G. November 1986. 83 pp. (PHS) 87-1587. PB88-229240. PC A05 MF A01.  [\[PDF - 5.7 MB\]](#)


- No. 158.** Disability Days: United States, 1983. Wilder, C. S. November 1986. 86 pp. (PHS) 86-1586. PB87-137089. PC A05 MF A01. [PDF - 5 MB]
- No. 157.** Use of Selected Preventive Care Procedures: United States, 1982. Bloom, B. September 1986. 43 pp. (PHS) 86-1585. PB91-223792. PC A04 MF A01. [PDF - 2.9 MB]
- No. 156.** National Health Interview Survey, 1984. Current Estimates From the National Health Interview Survey: United States, 1984. Ries, P. W. July 1986. 191 pp. (PHS) 86-1584. PB87-121588. PC A10 MF A01. [PDF - 20.2 MB]
- No. 155.** Prevalence of Selected Chronic Conditions: United States, 1979-81. Collins, J. G. July 1985. 66 pp. (PHS) 85-1583. PB87-115077. PC A04 MF A01. [PDF - 4.9 MB]
- No. 154.** Current Estimates From the National Health Interview Survey: United States, 1983. June 1986. 182 pp. (PHS) 86-1582. PB91-204792. PC A04 MF A03. [PDF - 11.4 MB]
- No. 153.** Americans Needing Home Care: United States. Feller, B. A. March 1986. 102 pp. (PHS) 86-1581. PC87-116794. PC A06 MF A01. [PDF - 6.1 MB]
- No. 152.** Hospitalization of Persons Under 65 Years of Age: United States, 1980-1981. Wilder, C. S. September 1985. (PHS) 85-1580. 90 pp. PB86-133113. PC A05 MF A01. [PDF - 6.1 MB]
- No. 151.** Persons With and Without a Regular Source of Medical Care: United States. Bloom, B., Jack, S. S. September 1985. 45 pp. (PHS) 85-1579. PB86-132735. PC A04 MF A01. [PDF - 3.3 MB]
- No. 150.** Current Estimates From the National Health Interview Survey: United States, 1982. Thornberry, O., Hendershot, G. E., Wright, R. A., Rice, S. C., Keen, N. B. September 1985. 200 pp. (PHS) 85-1578. PB86-134822. PC A10 MF A03. [PDF - 13.2 MB]
- No. 149.** Persons Injured and Disability Days Due to Injuries: United States, 1980-81. Collins, J.G. 110 pp. (PHS) 85-1577. PC A06 Mf A02. [PDF - 6.6 MB]
- No. 148.** Health Indicators for Hispanic, Black and White Americans. Trevino, F. M., Moss, A. J. September 1984. 88 pp. (PHS) 84-1576. PB87-156956. PC A05 MF A02. [PDF - 15.9 MB]
- No. 147.** Health Characteristics According to Family and Personal Income: United States. Ries, P. W. January 1985. 92 pp. (PHS) 85-1575. PB85-227411. PC A05 MF A01. [PDF - 5.6 MB]


**No. 146.** Health Characteristics by Geographic Region, Large Metropolitan Areas, and Other Places of Residence: United States, 1980-81. Wilder, C. S. September 1984. 91 pp. (PHS) 84-1574. PB88-229216. A05 MF A02. [PDF - 5.3 MB]


**No. 145.** Eye Care Visits and Use of Eyeglasses or Contact Lenses: United States, 1979 and 1980. Poe, G. S. February 1984. 60 pp. (PHS) 84-1573. PB88-229224. PC A04 MF A01. [PDF - 3.9 MB]


**No. 144.** Physician Visits: Volume and Interval Since Last Visit: United States, 1980. Collins, J. G. June 1983. 85 pp. (PHS) 83-1572. PB88-229232. PC A05 MF A01. [PDF - 5.3 MB]


**No. 143.** Disability Days: United States, 1980. Wilder, C. S. July 1983. 68 pp. (PHS) 83-1571. PB88-229257. PC A03 MF A01. [PDF - 4.7 MB]


**No. 142.** Americans Assess Their Health: United States, 1978. Ries, P. W. March 1983. 59 pp. (PHS) 83-1570. PB88-228614. PC A04 MF A01. [PDF - 4.1 MB]


**No. 141.** Current Estimates From the National Health Interview Survey: United States, 1981. Bloom, B. October 1982. 116 pp. (PHS) 82-1569. PB85-146348. PC A06 MF A01. [PDF - 6.7 MB]

**No. 140.** Hearing Ability of Persons by Sociodemographic and Health Characteristics: United States. Ries, P. W. August 1982. 68 pp. (PHS) 82-1568. PB88-228630. PC A04 MF A01. [PDF - 4.6 MB]


**No. 139.** Current Estimates From the National Health Interview Survey, 1980. Jack, S. S. December 1981. 83 pp. (PHS) 82-1567. PB83-248930. PC A05 MF A01. [PDF - 5.8 MB]


**No. 138.** Dental Visits Volume and Interval Since Last Visit: United States, 1978 and 1979. Wilder, C. S. August 1982. 63 pp. (PHS) 82-1566. PB88-229208. PC A04 MF A01. [PDF - 4 MB]


**No. 137.** Health Characteristics of Persons with Chronic Activity Limitation: United States, 1979. Feller, B.A. December 1981. 60 pp. (PHS) 82-1565. PB88-228622. PC A04 MF A01. [PDF - 3.8 MB]

**No. 136.** Current Estimates From the National Health Interview Survey: United States, 1979. Jack, S. S., Ries, P. W. April 1981. 121 pp. (PHS) 81-1564. PB82-157215. PC A07 MF A02. [PDF - 8 MB]


**No. 135.** Use of Special Aids: United States, 1977. Black, E. R. October 1980. 40 pp. (PHS) 81-1563. PB88-228820. PC A03 MF A01. [PDF - 3.2 MB]


**No. 134.** Prevalence of Selected Impairments: United States, 1977. Feller, B. A. February 1981. 70 pp. (PHS) 80-1551. PB88-228903. PC A05 MF A01. [\[PDF - 5.4 MB\]](#)


**No. 133.** Selected Health Characteristics by Occupation: United States, 1975-76. Wilder, C. S. May 1980. 107 pp. (PHS) 80-1561. PB88-230123. PC A06 MF A01. [\[PDF - 7.5 MB\]](#)

**No. 132.** Acute Conditions: Incidence and Associated Disability: United States, July 1977-June 1978. Ries, P. W. September 1979. 66 pp. (PHS) 79-1560. PB88-229687. PC A04 MF A01. [\[PDF - 4.5 MB\]](#)


**No. 131.** Use Habits Among Adults of Cigarettes, Coffee, Aspirin, and Sleeping Pills: United States, 1976. Bonham, G. S., Leaverton, P. E. August 1982. 48 pp. (PHS) 80-1559. PB83-192393. PC A04 MF A01. [\[PDF - 5.4 MB\]](#)


**No. 130.** Current Estimates From the Health Interview Survey: United States, 1978. Givens, J.D. November 1979. 98 pp. (PHS) 80-1551. PB81-179319. PC A06 MF A02. [\[PDF - 5.9 MB\]](#)


**No. 129.** Medical Care of Acute Conditions: United States, 1973-1974. Verbrugge, L. M. February 1979. 48 pp. (PHS) 79-1557. PB88-228515. PC A04 MF A01. [\[PDF - 4.1 MB\]](#)


**No. 128.** Physician Visits: Volume and Interval Since Last Visit: United States, 1975. Gentile, A. April 1979. 53 pp. (PHS) 79-1556. PB88-226352. PC A04 MF A01. [\[PDF - 3.9 MB\]](#)


**No. 127.** Family Out-of-Pocket Health Expenses: United States, 1975. Wilder, C. S. March 1979. 60 pp. (PHS) 79-1555. PB88-226279. PC A04 MF A01. [\[PDF - 4.8 MB\]](#)


**No. 126.** Current Estimates From the Health Interview Survey: United States, 1977. Howie, L. J., Drury, T. F. September 1978. 98 pp. (PHS) 78-1554. PB80-203995. PC A06 MF A02. [\[PDF - 6.1 MB\]](#)


**No. 125.** Acute Conditions: Incidence and Associated Disability: United States, July 1976-June 1977. Black, E. R. September 1978. 66 pp. (PHS) 78-1553. PB88-229646. PC A04 MF A01. [\[PDF - 4.7 MB\]](#)


**No. 124.** Prevalence of Chronic Skin and Musculoskeletal Conditions: United States, 1976. Bonham, G. S. November 1978. 57 pp. (PHS) 79-1552. PB88-226360. PC A04 MF A01. [\[PDF - 4.2 MB\]](#)

**No. 123.** Prevalence of Selected Chronic Digestive Conditions: United States, 1975. Drury, T. F., Howie, L. J. July 1979. 55 pp. (PHS) 79-1558. PB88-226402. PC A04 MF A01. [\[PDF - 4.1 MB\]](#)

**No. 122.** Personal Out-of-Pocket Health Expenses: United States, 1975. Wilder, C. S. November 1978. 58 pp. (PHS) 79-1550. PB91-204875. PC A04 MF A01. [PDF - 3.9 MB]


**No. 121.** Characteristics of Persons With Hypertension, United States, 1974. Moss, A. J. December 1978. 76 pp. (PHS) 79-1549. PB91-213926. PC :05 MF A01. [PDF - 5.7 MB]


**No. 120.** Acute Conditions: Incidence and Associated Disability: United States, July 1975-June 1976. Choi, J. W. January 1978. 66 pp. (PHS) 78-1548. PB91-212928. PC A04 MF A01. [PDF - 4.5 MB]


**No. 119.** Current Estimates From the Health Interview Survey: United States, 1976. Black, E. R. November 1977. 80 pp. (PHS) 78-1547. PB-300424. PC A05 MF A01. [PDF - 5.2 MB]


**No. 118.** Disability Days: United States, 1975. Gentile, A. June 1978. 53 pp. (PHS) 78-1546. PB90-207747. PC A04 MF A01. [PDF - 3.7 MB]


**No. 117.** Hospital and Surgical Insurance Coverage: United States-1974. Wilder, C. S. August 1977. 48 pp. (HRA) 77-1545. PB90-207721. PC A04 MF A01. [PDF - 3.6 MB]


**No. 116.** Persons Hospitalized by Number of Episodes and Days Hospitalized in a Year: United States, 1972. Wilder, M. H., Moy, C. S. August 1977. 54 pp. (HRA) 77-1544. PB88-228481. PC A04 MF A01. [PDF - 3.8 MB]

**No. 115.** Current Estimates From the Health Interview Survey: United States, 1975. Drury, T. F. March 1977. 74 pp. (HRA) 77-1543. PB-281129. PC A05 MF A01. [PDF - 5.1 MB]


**No. 114.** Acute Conditions: Incidence and Associated Disability: United States, July 1974-June 1975. Wilder, C. S. February 1977. 67 pp. (HRA) 77-1541. PB88-229604. PC A04 MF A01. [PDF - 4.5 MB]


**No. 113.** Health Characteristics by Geographic Region, Large Metropolitan Areas, and Other Places of Residence: United States, 1973-74. Gentile, A. November 1977. 63 pp. PB88-228499. PC A04 MF A01. [PDF - 5.2 MB]


**No. 112.** Health Characteristics of Persons With Chronic Activity Limitation: United States, 1974. Wilder, C. S. October 1976. 47 pp. (HRA) 77-1539. PB-271348. PC A04 MF A01. [PDF - 4.7 MB]


**No. 111.** Limitation of Activity Due to Chronic Conditions: United States, 1974. Wilder, C. S. June 1977. 65 pp. (HRA) 77-1537. PB88-226303. PC A04 MF A01. [PDF - 4.7 MB]




**No. 110.** Use of Selected Medical Procedures Associated With Preventive Care: United States, 1973. Moss, A. J., Wilder, M. H. March 1977. 51 pp. (HRA) 77-1538. [PDF - 4.2 MB]


**No. 109.** Prevalence of Chronic Conditions of the Genitourinary, Nervous, Endocrine, Metabolic, and Blood and Blood-Forming Systems and of Other Selected Chronic Conditions: United States, 1973. Scott, G. March 1977. 72 pp. (HRA) 77-1536. PB88-227681. PC A05 MF A01. [PDF - 4.9 MB]


**No. 108.** Out-of-Pocket Cost and Acquisition of Prescribed Medicines: United States, 1973. Choi, J. W. June 1977. 45 pp. (HRA) 77-1542. PB88-227640. PC A04 MF A01. [PDF - 3.2 MB]


**No. 107.** Hospital Discharges and Length of Stay: Short-Stay Hospitals: United States-1972. Blanken, A. J. September 1976. 66 pp. (HRA) 77-1534. PB-271382. PC A04 MF A01. [PDF - 5.3 MB]


**No. 106.** Blood Donor Characteristics and Types of Blood Donations: United States-1973. Moss, A. J. March 1976. 71 pp. (HRA) 76-1533. PB-271391. PC A05 MF A01. [PDF - 4.9 MB]


**No. 105.** Persons Inured and Disability Days by Detailed Type and Class of Accident: United States, 1971-1972. Wilder, C. S. January 1976. 54 pp. (HRA) 76-1532. PB-271350. PC A04 MF A01. [PDF - 5.6 MB]


**No. 104.** Differentials in Health Characteristics by Marital Status: United States, 1971-1972. Wilder, M. H. March 1976. 75 pp. (HRA) 76-1531. HRP-0011218. PC A05 MF A01. [PDF - 4.7 MB]


**No. 103.** Family Out-of-Pocket Expenses: United States, 1970. Wilder, C. S. December 1975. 61 pp. (HRA) 76-1530. PB88-227947. PC A04 MF A01. [PDF - 4.5 MB]


**No. 102.** Acute Conditions: Incidence and Associated Disability: United States, July 1973-June 1974. Wilder, C. S. October 1975. 69 pp. (HRA) 76-1529. PB88-227970. PC A05 MF A01. [PDF - 4.8 MB]

**No. 101.** Persons With Impaired Hearing: United States, 1971. Gentile, A. November 1975. 43 pp. (HRA) 76-1528. PB88-227327. PC A04 MF A01. [PDF - 3.5 MB]


**No. 100.** Current Estimates From the Health Interview Survey: United States, 1974. Ries, P. W. February 1977. 76 pp. (HRA) 77-1527. PB-285518. PC A05 MF A01. [PDF - 4.9 MB]


**No. 99.** Prevalence of Selected Impairments: United States, 1971. Wilder, C. S. May 1975. 64 pp. (HRA) 75-1526. PB-295571. PC A04 MF A01. [PDF - 4.7 MB]


**No. 98.** Acute Conditions: Incidence and Associated Disability: United States, July 1972-June 1973. Wilder, C. S. January 1975. 68 pp. (HRA) 75-1525. PB91-204735. PC A04 MF A01. [\[PDF - 4.7 MB\]](#)


**No. 97.** Physician Visits: Volume and Interval Since Last Visit: United States, 1971. Danchik, K. M. March 1975. 56 pp. PB91-211565. PC A04 MF A01. [\[PDF - 5.7 MB\]](#)


**No. 96.** Limitation of Activity and Mobility Due to Chronic Conditions: United States, 1972. Wilder, C. S. November 1974. 56 pp. [\[PDF - 3.7 MB\]](#)


**No. 95.** Current Estimates From the Health Interview Survey: United States-1973. Wilder, M. H. October 1974. 77 pp. (HRA) 75-1522. PB-285514. PC A04 MF A01. [\[PDF - 5.3 MB\]](#)

**No. 94.** Prevalence of Chronic Circulatory Conditions: United States, 1972. Wilder, C. S. September 1974. 54 pp. (HRA) 75-1521. PB88-227962. PC A04 MF A01. [\[PDF - 3.9 MB\]](#)


**No. 93.** Characteristics of Persons With Corrective Lenses: United States, 1971. Wilder, M. H. September 1974. 37 pp. (HRA) 75-1520. PB88-227293. PC A03 MF A01. [\[PDF - 2.8 MB\]](#)


**No. 92.** Prevalance of Chronic Skin and Musculoskeletal Conditions, United States - 1969. August 1974. 65 pp. (HRA) 75-1519. [\[PDF - 4.4 MB\]](#)


**No. 91.** Personal Out-of-Pocket Health Expenses: United States, 1970. Wilder, C. S. June 1974. 60 pp. (HRA) 74-1518. PB-295324. PC A04 MF A01. [\[PDF - 3.5 MB\]](#)













**No. 90.** Disability Days: United States, 1971. Wilder, M. H., Pearson, A. N. June 1974. 64 pp. (HRA) 74-1517. PB88-227269. PC A04 MF A01. [\[PDF - 4.4 MB\]](#)


**No. 89.** Edentulous Persons: United States, 1971. Burnham, C. E. June 1974. 31 pp. (HRA) 74-1516. PB88-227954. PC A03 MF A01. [\[PDF - 2.4 MB\]](#)


**No. 88.** Acute Conditions, Incidence and Associated Disability: United States, July 1971-June 1972. Wilder, C. S. January 1974. 68 pp. (HRA) 74-1515. PB-289218. PC A05 MF A01. [\[PDF - 4.8 MB\]](#)


**No. 87.** Impairments Due to Injury: United States, 1971. Wilder, C. S., Pearson, A. N. December 1973. 63 pp. (HRA) 74-1514. PB88-226337. PC A04 MF A01. [\[PDF - 3.4 MB\]](#)


**No. 86.** Health Characteristics by Geographic Region, Large Metropolitan Areas, and Other Places of Residence: United States, 1969-70. Namey, C. W., Wilson, R. W. January 1974. 56 pp. (HRA) 74-1513. PB-295204. PC A04 MF A01. [\[PDF - 6.9 MB\]](#)


- No. 85.** Current Estimates From the Health Interview Survey: United States, 1972. Wilson, R. W. September 1973. 74 pp. (HRA) 74-1512. PB-285462. PC A04 MF A01.  [\[PDF - 5.2 MB\]](#)
- No. 84.** Prevalence of Selected Chronic Respiratory Conditions: United States-1970. Wilder, C. S. September 1973. 49 pp. (HRA) 74-1511. PB91-169086. PC A04 MF A01.  [\[PDF - 3.5 MB\]](#)
- No. 83.** Prevalence of Selected Chronic Digestive Conditions: United States, July-December 1968. Wilson, R. W. September 1973. 51 pp. (HRA)74-1510. PD90-199258. PC A04 MF A01.  [\[PDF - 3.8 MB\]](#)
- No. 82.** Acute Conditions: Incidence and Associated Disability: United States, July 1970-June 1971. Wilder, C. S. April 1973. 67 pp. (HSM)73-1508. PB91-169094. PC A04 MF A01.  [\[PDF - 4.7 MB\]](#)
- No. 81.** Volume of X-ray Visits: United States, April-September 1970. Wilder, M. H. April 1973. 54 pp. (HSM)73-1507. PB90-200122. PC A04 MF A01.  [\[PDF - 3.7 MB\]](#)
- No. 80.** Limitation of Activity Due to Chronic Conditions: United States, 1969 and 1970. Wilder, C. S. April 1973. 55 pp. (HSM)73-1506. PB90-207739. PC A04 MF A01.  [\[PDF - 4.1 MB\]](#)
- No. 79.** Current Estimates From the Health Interview Survey: United States, 1971. Wilson, R. W. February 1973. 69 pp. (HSM)73-1505. PB91-169227. PC A05 MF A01.  [\[PDF - 4.8 MB\]](#)
- No. 78.** Use of Special Aids: United States, 1969. Wilder, C. S. December 1972. 23 pp. (HSM)73-1504. PB91-169235. PC A03 MF A01.  [\[PDF - 1.9 MB\]](#)
- No. 77.** Acute Conditions: Incidence and Associated Disability: United States, July 1969-June 1970. Wilder, C. S. August 1972. 65 pp. (HSM)73-1503. PB90-163833. PC A04 MF A01.  [\[PDF - 4.6 MB\]](#)
- No. 76.** Dental Visits: Volume and Interval Since Last Visit: United States, 1969. Wilder, C. S. July 1972. 37 pp. (HSM)73-1502. PB90-163809. PC A03 MF A01.  [\[PDF - 2.6 MB\]](#)
- No. 75.** Physician Visits: Volume and Interval Since Last Visit: United States, 1969. Wilder, C. S. July 1972. 66 pp. (HSM)73-1501. PB88-228507. PC A04 MF A01.  [\[PDF - 4 MB\]](#)
- No. 74.** Health Characteristics of Low-Income Persons. Bauer, M. L. July 1972. 51 pp. (HSM) 73-1500. PB-295210. PC A04 MF A01.  [\[PDF - 4.8 MB\]](#)

**No. 73.** Home Care for Persons 55 Years and Over: United States, July 1966-June 1968. Wilder, M. H. July 1972. 39 pp. (HSM) 72-1062. PB88-233325. PC A03 MF A01. [PDF - 2.7 MB]

**No. 72.** Current Estimates From the Health Interview Survey: United States, 1970. Wilder, M. H. May 1972. 66 pp. (HSM) 72-1054. PB-237323. PC A04 MF A01. [PDF - 4.6 MB]

**No. 71.** Time Lost From Work Among the Currently Employed Population: United States, 1968. Wilder, C. S. April 1972. 44 pp. (HSM) 72-1053. PB88-227020. PC A04 MF A01. [PDF - 4.2 MB]


**No. 70.** Age Patterns in Medical Care, Illness, and Disability: United States, 1968-1969. Namey, C., Wilson, R. W. April 1972. 88 pp. (HSM) 72-1026. PB91-168831. PC A05 MF A02. [PDF - 9.3 MB]


**No. 69.** Acute Conditions: Incidence and Associated Disability: United States, July 1968-June 1969. Wilder, C. S. February 1972. 61 pp. (HSM) 72-1036. PB91-169565. PC A04 MF A01. [PDF - 6.6 MB]


**No. 68.** Work Injuries Among Blue-Collar Workers and Disability Days: United States, July 1966-June 1967. Brooks, C. H. February 1972. 44 pp. (HSM) 72-1035. PB-267236. PC A04 Mf A01. [PDF - 4.4 MB]


**No. 67.** Disability Days: United States, 1968. Wilder, M. H. January 1972. 45 pp. (HSM) 72-1034. PB-295568. PC A04 MF A01. [PDF - 4.3 MB]


**No. 66.** Hospital and Surgical Insurance Coverage: United States, 1968. Gleeson, G. A. January 1972. 49 pp. (HSM) 72-1033. PB91-169060. PC A04 MF A01. [PDF - 5.4 MB]


**No. 65.** Convalescence at Home Following Hospitalization Among Persons 55 Years of Age and Older: United States, July 1966-June 1967. Gleeson, G. A., Ruggles, D. January 1972. 56 pp. (HSM) 72-1032. PB-295203. PC A04 MF A01. [PDF - 6.2 MB]


**No. 64.** Persons Hospitalized by Number of Hospital Episodes and Days in a Year: United States, 1968. Blanken, G. E. December 1971. 56 pp. (HSM) 72-1029. PB91-169078. PC A04 MF A01. [PDF - 3.9 MB]


**No. 63.** Current Estimates From the Health Interview Survey: United States, 1969. Blanken, G. E. April 1973. 57 pp. (PHS) 1000. PB88-228754. PC A04 MF A01. [PDF - 4.3 MB]


**No. 62.** Children and Youth: Selected Health Characteristics: United States, 1958 and 1968. Jackson, A. L. February 1971. 86 pp. (PHS) 1000. PB88-118465. PC A05 MF A02. [PDF - 7.2 MB]


**No. 61.** Chronic Conditions and Limitations of Activity and Mobility: United States, July 1965-June 1967. Wilder, C. S. January 1971. 72 pp. (PHS) 1000. PB-281607. PC A04 MF A01. [PDF - 7.3 MB]


**No. 60.** Current Estimates From the Health Interview Survey: United States, 1968. Bauer, M. L. June 1970. 57 pp. (PHS) 1000. PB-281653. PC A04 MF A01. [PDF - 6.1 MB]


**No. 59.** Changes in Cigarette Smoking Habits Between 1955 and 1966. Ahmed, P. I., Gleeson, G. A. April 1970. 33 pp. (PHS) 1000. PB90-269929. PC A03 MF A01. [PDF - 2.5 MB]


**No. 58.** Persons Injured and Disability Days Due to Injury: United States, July 1965-June 1967. Graham, G. V. March 1970. 72 pp. (PHS) 1000. PB-8233267. PC A04 MF A01. [PDF - 7.2 MB]


**No. 57.** Types of Injuries: Incidence and Associated Disability: United States, July 1965-June 1967. Wilder, C. S. October 1969. 54 pp. (PHS) 1000. PB88-233267. PC A04 MF A01. [PDF - 5.8 MB]


**No. 56.** Differentials in Health Characteristics by Color: United States, July 1965-June 1967. Bauer, M. L. October 1969. 61 pp. PB-260419. PC A04 MF A01. [PDF - 5.6 MB]


**No. 55.** Family Use of Health Services: United States, July 1963-June 1964. Wilder, C. S. July 1969. 60 pp. (PHS) 1000. PB88-226295. PC A04 MF A01. [PDF - 4.4 MB]


**No. 54.** Acute Conditions: Incidence and Associated Disability: United States, July 1967-June 1968. Wilder, C. S. June 1969. 59 pp. (PHS) 1000. PB90-269937. PC A04 MF A01. [PDF - 6.4 MB]


**No. 53.** Characteristics of Persons with Corrective Lenses: United States, July 1965-June 1966. Hannaford, M. M. June 1969. 44 pp. (PHS) 1000. PB-272224. PC A03 MF A01. [PDF - 4.4 MB]

**No. 52.** Current Estimates From the Health Interview Survey: United States, 1967. Wilder, C. S., Rivers, C. W. May 1969. 73 pp. (PHS) 1000. PB-274691. PC A05 MF A01. [PDF - 7.2 MB]


**No. 51.** Chronic Conditions Causing Activity Limitation: United States, July 1963-June 1965. Dingfelder, A. G. February 1969. 48 pp. (PHS) 1000. PB-295579. PC A04 MF A01. [PDF - 5 MB]


**No. 50.** Persons Hospitalized by Number of Hospital Episodes and Days in a Year: United States-July 1965-June 1966. Backenheimer, M. S. February 1969. 51 pp. (PHS) 1000. PB-295574. PC A04 MF A01. [PDF - 3.6 MB]


**No. 49.** Volume of Physician Visits: United States, July 1966-June 1967. Wilder, C. S. November 1968. 60 pp. (PHS) 1000. PB-274708. PC A04 MF A01. [PDF - 4.5 MB]


**No. 48.** Prevalence of Selected Impairments: United States, July 1963-June 1965. Jackson, A. L. December 1973. 78 pp. (PHS) 1000. PB88-228895. PC A04 MF A01. [PDF - 5.5 MB]


**No. 47.** Disability Days: United States, July 1965-June 1966. Ahmed, P. I. October 1968. 55 pp. (PHS) 1000. PB-281546. PC A04 MF A01. [PDF - 5 MB]

**No. 46.** Characteristics of Visually Impaired Persons: United States, July 1963-June 1964. Wilson, R. W. August 68. 76 pp. (PHS) 1000. PB88-228473. PC A05 MF A01. [PDF - 4.8 MB]


**No. 45.** Limitation of Activity and Mobility Due to Chronic Conditions: United States, July 1965-June 1966. Wilder, C. S. May 1968. 66 pp. (PHS) 1000. PB-281547. PC A04 MF A01. [PDF - 6.9 MB]


**No. 44.** Acute Conditions, Incidence and Associated Disability: United States, July 1966-June 1967. Wilder, C. S. March 1968. 60 pp. (PHS) 1000. PB-260420. PC A04 A01. [PDF - 6.4 MB]


**No. 43.** Current Estimates From the Health Interview Survey: United States, July 1966-June 1967. Ahmed, P. I. January 1968. 51 pp. (PHS) 1000. PB-260425. PC A04 MF A01. [PDF - 5.5 MB]


**No. 42.** Family Hospital and Surgical Insurance Coverage: United States, July 1962-June 1963. Ahmed, P. I. November 1967. 43 pp. (PHS) 1000. PB-281556. PC A03 MF A01. [PDF - 5.5 MB]


**No. 41.** Family Health Expenses: United States, July-December 1962. Wilder, C. S. November 1967. 42 pp. (PHS) 1000. PB-281665. PC A03 MF A01. [PDF - 5 MB]


**No. 40.** Characteristics of Persons With Diabetes: United States, July 1964-June 1965. Bauer, M. L. October 1967. 44 pp. (PHS) 1000. PB-267204. PC A04 MF A01. [PDF - 4.3 MB]


**No. 39.** Prescribed and Nonprescribed Medicines, Type and Use of Medicines: United States-July 1964-June 1965. Alderman, A. J. October 1967. 41 pp. (PHS) 1000. PB-267203. PC A03 MF A01. [PDF - 4 MB]

**No. 38.** Acute Conditions, Incidence and Associated Disability: United States, July 1965-June 1966. Wilder, C. S. June 1967. 61 pp. (PHS) 1000. PB-295578. PC A04 MF A01. [PDF - 6.5 MB]


**No. 37.** Current Estimates From the Health Interview Survey: United States, July 1965-June 1966. Bauer, M. L. May 1967. 47 pp. (PHS) 1000. PB-295567. PC A04 Mf A01.  [\[PDF - 4 MB\]](#)


**No. 36.** Health Characteristics by Geographic Region, Large Metropolitan Areas, and Other Places of Residence: United States-July 1963-June 1965. Wilder, C. S. April 1967. 66 pp. (PHS) 1000. PB-281565. PC A04 MF A01.  [\[PDF - 5.3 MB\]](#)


**No. 35.** Characteristics of Persons With Impaired Hearing: United States, July 1962-June 1963. Gentile, A., Schein, J. D., Haase, K. April 1967. 64 pp. (PHS) 1000. PB88-227319. PC A04 MF A01.  [\[PDF - 4.7 MB\]](#)


**No. 34.** Cigarette Smoking and Health Characteristics: United States, July 1964-June 1965. Wilson, R. W. May 1967. 64 pp. (PHS) 1000. PB-281664. PC A04 MF A01.  [\[PDF - 5.6 MB\]](#)


**No. 33.** Cost and Acquisition of Prescribed and Nonprescribed Medicines: United States-July 1964-June 1965. Wilder, C. S. October 1966. 59 pp. (PHS) 1000. PB-260526. PC A04 Mf A01.  [\[PDF - 5.4 MB\]](#)


**No. 32.** Age Patterns in Medical Care, Illness, and Disability: United States, July 1963-June 1965. Gleeson, G. A. June 1966. 84 pp. (PHS) 1000. PB-260424. PC A05 Mf A01.  [\[PDF - 8.8 MB\]](#)

**No. 31.** Proportion of Surgical Bill Paid by Insurance, Surgical Patients Discharged From Short-Stay Hospitals: United States, July 1963-June 1964. Hannaford, M. M. June 1966. 40 pp. (PHS) 1000. PB83-192716. PC A03 MF A01.  [\[PDF - 4 MB\]](#)


**No. 30.** Hospital Discharges and Length of Stay: Short-Stay Hospitals: United States-July 1963-June 1964. Wilder, C. S. June 1966. 66 pp. (PHS) 1000. PB-206989. PC A04 MF A01.  [\[PDF - 4.9 MB\]](#)

**No. 29.** Dental Visits, Time Interval Since Last Visit: United States, July 1963-June 1964. Chulis, G. S. April 1966. 54 pp. (PHS) 1000. PB-272223. PC A04 MF A01.  [\[PDF - 5.7 MB\]](#)

**No. 28.** Characteristics of Patients of Selected Types of Medical Specialists and Practitioners: United States-July 1963-June 1964. Hannaford, M. M. May 1966. 63 pp. (PHS) 1000. PB-272222. PC A04 MF A01.  [\[PDF - 4.9 MB\]](#)


**No. 27.** Personal Health Expenses Per Capital Annual Expenses: United States, July-December 1962. White, E. L. February 1966. 53 pp. (PHS) 1000. PB-272228. PC A04 MF A01.  [\[PDF - 4.7 MB\]](#)


**No. 26.** Acute Conditions, Incidence and Associated Disability: United States, July 1964-June 1965. Alderman, A. J. December 1965. 61 pp. (PHS) 1000. PB-272221. PC A04 MF A01. [\[PDF - 6 MB\]](#)


**No. 25.** Current Estimates From the Health Interview Survey: United States, July 1964-June 1965. Wilder, C. S. November 1965. 44 pp. (PHS) 1000. PB-218652. PC A04 MF A01. [\[PDF - 4.8 MB\]](#)





**No. 24.** Disability Days: United States, July 1963-June 1964. Wilder, C. S. November 1965. 53 pp. (PHS) 1000. PB-281560. PC A04 MF A01. [\[PDF - 4.4 MB\]](#)


**No. 23.** Volume of Dental Visits: United States, July 1963-June 1964. Alderman, A. J. October 1965. 55 pp. (PHS) 1000. PB-281663. PC A04 MF A01. [\[PDF - 5.1 MB\]](#)


**No. 22.** Personal Health Expenses, Distribution of Persons by Amount and Type of Expense: United States: July-December-1962. Wilder, C. S. September 1965. 42 pp. (PHS) 1000. PB-297108. PC A03 MF A01. [\[PDF - 4 MB\]](#)


**No. 21.** Selected Health Characteristics by Occupation: United States, July 1961-June 1963. Gleeson, G. A. August 1965. 79 pp. (PHS) 1000. PB-271347. PC A05 MF A01. [\[PDF - 8.6 MB\]](#)

**No. 20.** Persons Hospitalized by Number of Hospital Episodes and Days in a Year: United States-July 1960-June 1962. Bollo, L. E., Gleeson, G. A. June 1965. 42 pp. (PHS) 1000. PB-272227. PC A03 MF A01. [\[PDF - 4 MB\]](#)


**No. 19.** Physician Visits, Interval of Visits and Children's Routine Checkup: United States, July 1963-June 1964. Wilder, C. S. June 1965. 58 pp. (PHS) 1000. PB-272226. PC A04 MF A01. [\[PDF - 6.6 MB\]](#)


**No. 18.** Volume of Physician Visits by Place of Visit and Type of Service: United States, July 1963-June 1964. Hoffmann, C. H. June 1965. 43 pp. (PHS) 1000. PB-271349 PC A04 MF A01. [\[PDF - 4.1 MB\]](#)


**No. 17.** Chronic Condition and Activity Limitation: United States, July 1961-June 1963. Wilder, C. S. May 1965. 38 pp. (PHS) 1000. PB-281616. PC A03 MF A01. [\[PDF - 2.8 MB\]](#)


**No. 16.** Health Insurance, Type of Insuring Organization and Multiple Coverage: United States, July 1962-June 1963. Hoffmann, C. H. April 1965. 46 pp. (PHS) 1000. PB-260531. PC A04 MF A01. [\[PDF - 13.8 MB\]](#)





**No. 15.** Acute Conditions: Incidence and Associated Disability: United States, July 1963-June 1964. Wilder, C. S. April 1965. 51 pp. (PHS) 1000. PB88-229562. PC A04 MF A01. [PDF - 12.9 MB]


**No. 14.** Illness, Disability, and Hospitalization Among Veterans: United States, July 1957-June 1961. Fuchsberg, R. R. Marcy 1965. 44 pp. (PHS) 1000. PB90-269911. PC A04 MF A01. [PDF - 4.7 MB]


**No. 13.** Current Estimates From the Health Interview Survey: United States, July 1963-June 1964. Wilder, C. S. October 1964. 48 pp. (PHS) 1000. PB-281651. PC A04 MF A01. [PDF - 13.5 MB]


**No. 12.** Bed Disability Among the Chronically Limited: United States, July 1957-June 1961. Wilder, C. S. September 1964. 62 pp. (PHS) 1000. PB-274690. PC A04 MF A01. [PDF - 16 MB]


**No. 11.** Health Insurance Coverage: United States, July 1962-June 1963. Hoffmann, C. H. August 1964. 37 pp. (PHS) 1000. PB-289197. PC A03 MF A01. [PDF - 4.1 MB]


**No. 10.** Acute Conditions, Incidence and Associated Disability: United States, July 1962-June 1963. Wilder, C. S. June 1964. 72 pp. (PHS) 1000. PB-274689. PC A04 MF A01. [PDF - 7.1 MB]

**No. 9.** Medical Care, Health Status, and Family Income. Lawrence, P. S., Gleeson, G. A., White, E. L., Fuchsberg, R. R., Wilder, C. S. May 1964. 57 pp. (PHS) 1000. PB81-205775. PC A04 MF A01. [PDF - 6.9 MB]

**No. 8.** Types of Injuries, Incidence and Associated Disability: United States, July 1957-June 1961. Wilder, C. S. April 1964. 47 pp. (PHS) 1000. PB-281662. PC A04 MF A01. [PDF - 4.7 MB]


**No. 7.** Disability Among Persons in the Labor Force by Employment Status: United States-July 1961-June 1962. Hoffman, C. H. March 1964. 54 pp. (PHS) 1000. PB-274729. PC A04 MF A01. [PDF - 4.9 MB]


**No. 6.** Impairments Due to Injury by Class and Type of Accident: United States-July 1959-June 1961. Gleeson, G.A. January 1964. 35 pp. (PHS) 1000. PB-281561. PC A03 MF A01. [PDF - 3.3 MB]

**No. 5.** Current Estimates From the Health Interview Survey: United States, July 1962-June 1963. Wilder, C. S. January 1964. 40 pp. (PHS) 1000. PB-281638. PC A03 MF A01. [PDF - 4.3 MB]

**No. 4.** Disability Days: United States, July 1961-June 1962. Wilder, C. S. October 1963. 52 pp. (PHS) 1000. PB-274761. PC A04 MF A01. [PDF - 5 MB]

**No. 3.** Length of Convalescence After Surgery: United States-July 1960-June 1961.  
Sagan, L. July 1963. 47 pp. (PHS) 1000. PB-281661. PC A04 MF A01. [PDF - 4.6 MB]


**No. 2.** Family Income in Relation to Selected Health Characteristics: United States,  
Fuchsberg, R. R. July 1963. 50 pp. (PHS) 1000. PB-281660. PC A04 MF A01. [PDF -  
5.1 MB]

**No. 1.** Acute Conditions, Incidence and Associated Disability (United States-July 1961-  
June 1962). Wilder, C. S. May 1963. 58 pp. (PHS) 1000. PB-281659. PC A04 MF A01. [PDF - 6.2 MB]

# Series 11. Data From the National Health Examination Survey, the National Health and Nutrition Examination Surveys, and the Hispanic Health and Nutrition Examination Survey

Data from direct examination, testing, and measurement of national samples of the civilian noninstitutionalized population provide the basis for (1) estimates of the medically defined prevalence of specific diseases in the United States and the distribution of the population with respect to physical, physiological, and psychological characteristics and (2) analysis of relationships among the various measurements without reference to an explicit finite universe of persons.


**No. 253.** Total Body Bone Area, Bone Mineral Content, and Bone Mineral Density for Individuals Aged 8 Years and Over: United States, 1999–2006. 86 pp. (PHS) 2013-1603.

 [\[PDF - 2.82 MB\]](#)

**No. 252.** Anthropometric Reference Data for Children and Adults: United States, 2007–2010. 48 pp. (PHS) 2013-1602.

 [\[PDF - 1.72 MB\]](#)


**No. 251.** Lumbar Spine and Proximal Femur Bone Mineral Density, Bone Mineral Content, and Bone Area: United States, 2005–2008. 141 pp. (PHS) 2012-1601.

 [\[PDF - 4.4 MB\]](#)


**No. 250.** Body Composition Data for Individuals 8 Years of Age and Older: U.S. Population, 1999-2004. 95 pp. (PHS) 2010-1600.

 [\[PDF - 2.8 MB\]](#)


**No. 249.** Anthropometric Reference Data for Children and Adults: United States, 1988-1994. 77 pp. (PHS) 2009-1699.

 [\[PDF - 2.9 MB\]](#)


**No. 248.** Trends in Oral Health Status: United States, 1988-1994 and 1999-2004. 104 pp. (PHS) 2007-1698.

 [\[PDF - 2.9 MB\]](#)


**No. 247.** Hematological and Iron-Related Analytes—Reference Data for Persons Aged 1 Year and Over: United States, 1988-94. 168 pp. (PHS) 2002-1697.

 [\[PDF - 2.6 MB\]](#)


**No. 246.** 2000 CDC Growth Charts for the United States: Methods and Development. 201 pp. (PHS) 2002-1696.

 [\[PDF - 10 MB\]](#)


**No. 245.** Dietary Intake of Macronutrients, Micronutrients, and Other Dietary Constituents: United States, 1988-94. 168 pp. (PHS) 2002-1695.


 [\[PDF - 3.4 MB\]](#)


**No. 244.** Use of Dietary Supplements in the U.S., 1988-94. 20 pp. (PHS) 99-1694.


 [\[PDF - 208 KB\]](#)


**No. 243.** Blood Folate and Vitamin B12: United States, 1988-94. 84 pp. (PHS) 99-1693. [PDF - 718 KB]


**No. 242.** Serum Lipids of Adults 20-74 Years: United States, 1976-80. Carroll, M., Sempos, C., Briefel, R., Gray, S., Johnson, C. March 1993. 107 pp. (PHS) 93-1692. PB93-174142. PCA10 MF A02. [PDF - 6.5 MB]


**No. 241.** Clinical Chemistry Profile Data for Hispanics, 1982-84. Najjar, M., Carter-Pokras, O. December 1992. 53 pp. (PHS) 93-1692. PB93-136588. PC A05 MF A01. [PDF - 3.5 MB]


**No. 240.** Serum Lipids and Lipoproteins of Hispanics, 1982-1984. Carroll, M., Sempos, C., Fulwood, R., Bachorik, P. S., Rifkind, B., Lippel, K., Johnson, C. L. August 1990. 65 pp. (PHS) 90- 1690. PB91-144188. PC A04 MF A01. [PDF - 5.1 MB]


**No. 239.** Anthropometric Data and Prevalence of Overweight for Hispanics: 1982-84. Najjar, M. F., Kuczmarski, R. J. March 1989. 106 pp. (PHS) 89-1689. PB91-213934. PC A06 MF A02. [PDF - 6.9 MB]


**No. 238.** Anthropometric Reference Data and Prevalence of Overweight: United States, 1976-80. Najjar, M. F., Rowland, M. October 1987. 84 pp. PB91-213033. PC A05 MF A01. [PDF - 13.9 MB]


**No. 237.** Prevalence of Diagnosed Diabetes, Undiagnosed Diabetes, and Impaired Glucose Tolerance in Adults 20-74 Years of Age: United States, 1976-80. Hadden, W. C., Harris, M. I. February 1987. 64 pp. (PHS) 87-1687. PB88-228101. PC A94 MF A01. [PDF - 4.4 MB]


**No. 236.** Total Serum Cholesterol Levels of Adults 20-74 Years of Age: United States, 1976-80. Fulwood, R., Kalsbeek, W., Rifkind, B., Russell-Briefel, R., Muesing, R. May 1986. 59 pp. PB91-213066. PC A04 MF A01. [PDF - 4.4 MB]


**No. 235.** Percutaneous Immediate Hypersensitivity to Eight Allergens: United States, 1976-80. Gergen, P. J., Turkeltaub, P. C. July 1986. 73 pp. (PHS) 86-1685. PB91-224436. PC A05 MF A01. [PDF - 5.1 MB]


**No. 234.** Blood Pressure Levels in Persons 18-74 Years of Age in 1976-80, and Trends in Blood Pressure from 1960 to 1980 in the United States. Drizd, T., Dannenberg, A. L., Engel, A. July 1986. 68 pp. (PHS) 86-1684. PB91-230920. PC A05 MF A01. [PDF - 5 MB]


**No. 233.** Blood Lead Levels for Persons Ages 6 Months-74 Years: United States, 1976-80. Anest, J.L., Mahaffey, K. August 1984. 61 pp. (PHS) 84-1683. [PDF - 4.6 MB]


**No. 232.** Hematological and Nutritional Biochemistry Reference Data for Persons 6 Months-74 Years of Age: United States, 1976-80. Fulwood, R., Johnson, C. L., Bryner, J. D., Gunter, E. W., McGrath, C. R. December 1982. 183 pp. (PHS) 83-1682. PB91-230425. PC A04 MF A02. [PDF - 10 MB]


**No. 231.** Dietary Intake Source Data: United States, 1976-80. Carroll, M. D., Abraham, S., Dresser, C. M. March 1983. 483 pp. (PHS) 83-1681. PB91-212209. PC A21 MF A04. [PDF - 26.4 MB]


**No. 230.** Obese and Overweight Adults in the United States. Abraham, S., Carroll, M. D., Najjar, M. F., Fulwood, R. February 1983. 98 pp. (PHS) 83-1680. [PDF - 9.7 MB]

**No. 229.** Diet and Iron Status: A Study of Relationships: United States, 1971-74. Singer, J. D., Granahan, P., Goodrich, N. N., Meyers, L. D., Johnson, C. L. December 1982. 91 pp. PB91-223404. PC A05 MF A01. [PDF - 6.1 MB]


**No. 228.** Eye Conditions and Related Need for Medical Care Among Persons 1-74 Years of Age: United States, 1971-72. Ganley, J. P., Roberts, J. March 1983. 69 pp. (PHS) 83-1678. PB91-223412. PC A05 MF A01. [PDF - 4.6 MB]


**No. 227.** Dietary Intake and Cardiovascular Risk Factors, Part 2. Serum Urate, Serum Cholesterol, and Correlates: United States, 1971-75. Harlan, W. R., Hull, A. L., Schmuuder, R. P., Thompson, F. E., Larkin, F. A. March 1983. 94 pp. PB91-235895. PC A06 MF A02. [PDF - 6.7 MB]


**No. 226.** Dietary Intake and Cardiovascular Risk Factors, Part 1. Blood Pressure Correlates: United States, 1971-75. Harlan, W. R., Hull, A. L., Schmuuder, R. P. February 1983. 138 pp. PB91-223420. PC A07 MF A02. [PDF - 8.8 MB]


**No. 225.** Diet and Dental Health: A Study of Relationships: United States, 1971-74. Burt, B. A., Eklund, S. A., Landis, J. R., Larkin, F. A., Guire, K. E. January 1982. 100 pp. (PHS) 82-1675. PB91-226147. PC A06 MF A01. [PDF - 6.5 MB]


**No. 224.** Height and Weight of Adults Ages 18-74 Years by Socioeconomic and Geographic Variables: United States. Fulwood, R., Abraham, S., Johnson, C. August 1981. 69 pp. PB91-225573. PC A04 MF A01. [PDF - 6.5 MB]


**No. 223.** Decayed, Missing, and Filled Teeth Among Persons 1-74 Years: United States, 1971-74. Harvey, C., Kelly, J. E. August 1981. 62 pp. (PHS) 81-1673. PB91-230227. PC A04 MF A01. [PDF - 7.4 MB]


**No. 222.** Basic Data on Spirometry in Adults 25-74 Years of Age: United States, 1971,75. O'Brien, R. J., Drizd, T. A. March 1981. 46 pp. (PHS) 81-1672. PB91-225524. PC A03 MF A01. [PDF - 3.7 MB]


**No. 221.** Hypertension in Adults 25-74 Years of Age: United States, 1971-1975. Roberts, J., Rowland, M. April 1981. 114 pp. PB91-224428. PC A06 MF A02. [PDF - 7.7 MB]


**No. 220.** Total White Blood Cell Counts for Persons Ages 1-74 Years with Differential Leukocyte Counts for Adults Ages 25-74 Years: United States, 1971-75. McGrath, C. R., Hitchcock, D. C. January 1982. 44 pp. (PHS) 82-1670. PB91-230904. PC A03 MF A01. [PDF - 4.9 MB]


**No. 219.** Basic Data on Anthropometric Measurements and Angular Measurements of the Hip and Knee Joints for Selected Age Groups 1-74 Years of Age: United States, 1971-1975. Johnson, C. L., Fulwood, R., Abraham, S., Bryner, J. D. April 1981. 68 pp. (PHS) 81-1669. PB81-243073. PC A05 MF A01. [PDF - 4.4 MB]


**No. 218.** Basic Data on Health Care Needs of Adults Ages 25-74 Years: United States, 1971-75. Hadden, W. C. December 1980. 45 pp. PB91-230946. PC A04 MF A01. [PDF - 2.8 MB]


**No. 217.** Serum Cholesterol Levels of Persons 4-74 Years of Age by Socioeconomic Characteristics: United States, 1971-74. Fulwood, R., Abraham, S., Johnson, C. L. March 1980. 85 pp. PB91-223784. PC A05 MF A01. [PDF - 5.3 MB]


**No. 216.** Basic Data on Depressive Symptomatology: United States, 1974-75. Sayetta, R. B., Johnson, D. P. April 1980. 37 pp. PB91-223743. PC A03 MF A01. [PDF - 2.5 MB]


**No. 215.** Basic Data on Hearing Levels of Adults 25-74 Years: United States, 1971-75. Rowland, M. January 1980. 49 pp. PB91-211573. PC A04 MF A01. [PDF - 3.1 MB]


**No. 214.** Basic Data on Dental Examination Findings of Persons 1-74 Years: United States, 1971-1974. Kelly, J. E., Harvey, C. R. May 1979. 40 pp. (PHS) 79-1662. PB91-223800. PC A03 MF A01. [PDF - 3.1 MB]


**No. 213.** Basic Data on Arthritis, Knee, Hip, and Sacroiliac Joints in Adults Ages 25-74 Years: United States, 1971-1975. Maurer, K. August 1979. 31 pp. (PHS) 79-1661. PB91-223776. [PDF - 2.6 MB]


**No. 212.** Skin Conditions and Related Need for Medical Care Among Persons 1-74 Years: United States, 1971-1974. Johnson, M. L. T., Roberts, J. November 1978. 72 pp. (PHS) 79-1660. PB91-204776. PC A05 MF A01. [PDF - 5.6 MB]


**No. 211.** Weight and Height of Adults 18-74 Years of Age: United States, 1971-74. Abraham, S., Johnson, C. L., Najjar, M. F. May 1979. 49 pp. (PHS) 79-1659. PB91-223768. PC A04 MF A01. [PDF - 3 MB]


**No. 210.** Food Consumption Profiles Of White and Black Persons Aged 1-74 Years: United States, 1971-74. Dresser, C. M. V., Carroll, M. D., Abraham, S. May 1979. 111 pp. (PHS) 79-1658. PB83-156174. PC A06 MF A02. [PDF - 10.1 MB]


**No. 209.** Caloric and Selected Nutrient Values for Persons 1-74 Years of Age: First Health and Nutrition Examination Survey: United States, 1971-1974. Abraham, S., Carroll, M. D., Johnson, C. L. Dresser, C. M. V. June 1979. 88 pp. (PHS) 79-1657. PB82-254145. PC A05 MF A01. [PDF - 6.6 MB]


**No. 208.** Weight by Height and Age for Adults 18-74 Years: United States, 1971-74. Abraham, S., Johnson, C. L., Najjar, M. F. September 1979. 56 pp. (PHS) 79-1656. PB88-227194. PC A04 MF A01. [PDF - 3.6 MB]


**No. 207.** Total Serum Cholesterol Levels of Children 4-17 Years: United States, 1971-74. Abraham, S., Johnson, C. L., Carroll, M. D. 1978. 38 pp. P88-226386. PC A03 MF A01. [PDF - 2.3 MB]


**No. 206.** Refraction Status and Motility Defects of Persons 4-74 Years: United States, 1971-1972. Roberts, J., Rowland, M. August 1978. 130 pp. (PHS) 78-1654. P88-226220. PC A07 MF A01. [PDF - 10.1 MB]

**No. 205.** Total Serum Cholesterol Levels of Adults 18-74 Years: United States, 1971-1974. Abraham, S., Johnson, C. L., Carroll, M. D. April 1978. 39 pp. P88-229307. PC A03 MF A01. [PDF - 3.1 MB]


**No. 204.** Tuberculin Skin Test Reaction Among Adults 25-74 Years: United States, 1971-72. Engel, A., Roberts, J. July 1977. 47 pp. (HRA) 77-1649. P88-228119. PC A03 MF A01. [PDF - 3.3 MB]


**No. 203.** Blood Pressure Levels of Persons 6-74 Years: United States, 1971-1974. Roberts, J., Maurer, K. September 1977. 112 pp. (HRA) 78-1648. P88-227095. PC A06 MF A01. [PDF - 9.5 MB]


**No. 202.** Dietary Intake Findings: United States, 1971-1974. Abraham, S., Carroll, M. D., Dresser, C. M., Johnson, C. L. July 1977. 74 pp. (HRA) 77-1647. PB82-255100. PC A05 MF A01. [PDF - 5 MB]


**No. 201.** Monocular Visual Acuity of Persons 4-74 Years: United States, 1971-1972. Roberts, J., Ludford, J. March 1977. 67 pp. (HRA) 77-1646. P88-227103. PC A05 MF A01. [PDF - 4 MB]


Numbers 169 through 200 were never issued.


**No. 168.** Selected Genetic Markers of Blood and Secretions for Youths, 12-17 Years of Age: United States. February 1980. 98 pp. (PHS) 80-1664. P88-228093. PC A06 MF A02. [PDF - 7.8 MB]


**No. 167.** Skeletal Maturity of Youths 12-17 Years: Racial, Geographic Area, and Socioeconomic Differentials: United States, 1966-1970. Roche, A. F., Roberts, J., Hamill, P. V. V. October 1978. 98 pp. (PHS) 79-1654. P88-228093. PC A06 MF A02. [PDF - 7.8 MB]


**No. 166.** Cardiovascular Conditions of Children 6-11 Years and Youths 12-17 Years: United States, 1963-1965 and 1966-1970. Roberts, J. April 1978. 54 pp. (PHS) 78-1653. PB88-230040. PC A04 MF A01. [PDF - 3.4 MB]


**No. 165.** NCHS (National Center for Health Statistics) Growth Curves for Children, Birth-18 Years: United States. Hamill, P. V. V., Drizd, T. A., Johnson, C. L., Reed, R. B., Roche, A. F. November 1977. 80 pp. (PHS) 78-1650. P88-227004. PC A05 MF 01. [PDF - 7.4 MB]


**No. 164.** Forced Vital Capacity of Children 6-11 Years: United States. Hamill, P. V. V., Palmer, A., Drizd, T. A. February 1978. 37 pp. (PHS) 78-1651. P88-229729. PC A03 MF A01. [PDF - 2.6 MB]


**No. 163.** Blood Pressure of Youths 12-17 Years: United States. Roberts, J., Maurer, K. March 1977. 71 pp. (HRA) 77-1645. P88-226139. PC A04 MF A01. [PDF - 4.8 MB]

**No. 162.** Assessment of the Occlusion of the Teeth of Youths. 12-17 Years: United States. Kelly, J. E., Harvey, C. R. February 1977. 73 pp. (HRA) 77-1644. P88-226239. PC A04 MF A01. [PDF - 4.8 MB]


**No. 161.** Association of Health Attitudes and Perceptions of Youths 12-17 Years of Age with Those of Their Parents: United States, 1966-1970. Oliver, L. I. March 1977. 106 pp. (HRA) 77-1643. P88-226410. PC A06 MF A02. [PDF - 5.9 MB]


**No. 160.** Skeletal Maturity of Youths 12-17 Years: United States. Roche, A. F., Roberts, J., Hamill, P. V. V. November 1976. 94 pp. (HRA) 77-1642. PB-271404. PC A05 MF A01. [PDF - 6.9 MB]


**No. 159.** Goodenough-Harris Test Estimates of Intellectual Maturity of Youths 12-17 Years: Demographic and Socioeconomic Factors. Harris, D. B., Pinder, G. D. April 1977. 50pp. (HRA) 77-1641. P88-233291. PC A04 MF A01. [PDF - 2.8 MB]


**No. 158.** Intellectual Development and School Achievement of Youths 12-17 Years: Demographic and Socioeconomic Factors. Hitchcock, D. C., Oliver, L. I. December 1976. 72 pp. (HRA) 77-1640. P88-2287113. PC A04 MF A01. [PDF - 3.9 MB]





**No. 157.** Skin Conditions of Youths 12-17 Years: United States. Roberts, J., Ludford, J. August 1976. 73 pp. (HRA) 76-1639. PB-271374. PC A04 MF A01.  [\[PDF - 4.1 MB\]](#)


**No. 156.** Total Serum Cholesterol Values of Youths 12-17 Years: United States. Levy, P. S., Hamill, P. V. V., Heald, F., Rowland, M. May 1976. 42 pp. (HRA) 76-1638. PB-271381. PC A03 MF A01.  [\[PDF - 2.6 MB\]](#)


**No. 155.** Eye Examination Findings Among Youths Aged 12-17 Years: United States. Roberts, J. November 1975. 82 pp. (HRA) 76-1637. PB88-229026. PC A05 MF A01.  [\[PDF - 4.8 MB\]](#)


**No. 154.** Hearing Sensitivity and Related Medical Findings Among Youths 12-17 Years: United States. Roberts, J., Ahuja, E. M. June 1986. 119 pp. (HRA) 76-1636. PB88-228978. PC A05 MF A01.  [\[PDF - 6.2 MB\]](#)


**No. 153.** Health Attitudes and Behavior of Youths 12-17 Years: Demographic and Socioeconomic Factors: United States. Vogt, D. K. October 1975. 74 pp. (HRA) 76-1635. PB88-226121. PC A04 MF A01.  [\[PDF - 3.4 MB\]](#)


**No. 152.** Serum Uric Acid Values of Youths 12-17 Years: United States. Levy, P. S., Hamill, P. V. V., Heald, F., Rowland, M. August 1975. 42 pp. (HRA) 76-1634. PB88-227723. PC A03 MF A01.  [\[PDF - 2.7 MB\]](#)


**No. 151.** Oral Hygiene Among Youths 12-17 Years: United States. Sanchez, M. J. September 1975. 43 pp. (HRA) 76-1633. PB88-227699. PC A03 MF A01.  [\[PDF - 2.8 MB\]](#)


**No. 150.** Blood Pressure of Persons 18-74 Years: United States, 1971-1972. Roberts, J. April 1975. 30 pp. (HRA) 75-1632. PB88-227665. PC A03 MF A01.  [\[PDF - 1.2 MB\]](#)


**No. 149.** Skeletal Maturity of Children 6-11 Years: Racial, Geographic Area, and Socioeconomic Differentials: United States. Roche, A. F., Roberts, J., Hamill, P. V. V. October 1975. 88 pp. (HRA) 76-1631. PB88-227251. PC A05 MF A01.  [\[PDF - 6.2 MB\]](#)


**No. 148.** Refraction Status of Youths 12-17 Years: United States. Roberts, J., Slaby, D. December 1974. 62 pp. (HRA) 75-1630. PB88-227707. PC A04 MF A01.  [\[PDF - 3.1 MB\]](#)


**No. 147.** Self-Reported Health Behavior and Attitudes of Youths 12-17 Years: United States. Scanlon, J. April 1975. 95 pp. (HRA) 75-1629. PB88-227871. PC A05 MF A01.  [\[PDF - 5.1 MB\]](#)


**No. 146.** Hematocrit Values of Youths 12-17 Years: United States. Heald, F., Levy, P. S., Hamill, P. V. V., Rowland, M. December 1974. 47 pp. (HRA) 75-1628. PB88-226212. PC A03 MF A01.  [\[PDF - 3 MB\]](#)


**No. 145.** Hearing Levels of Youths 12-17 Years: United States. Roberts, J., Ahuja, E. M. January 1975. 91 pp. (HRA) 75-1627. PB80-135080. PC A05 MF A01.  [\[PDF - 5.2 MB\]](#)


**No. 144.** Decayed, Missing, and Filled Teeth Among Youths 12-17 Years: United States. Kelly, J. E., Harvey, C. R. October 1974. 40 pp. (HRA) 75-1626. PB88-228044. PC A03 MF A01.  [\[PDF - 4 MB\]](#)


**No. 143.** Body Dimensions and Proportions, White and Negro Children 6-11 Years: United States. Malina, R. M., Hamill, P. V. V., Lemeshow, S. December 1974. 71 pp. (HRA) 75-1625. PB80-137698. PC A04 MF A01.  [\[PDF - 6.6 MB\]](#)


**No. 142.** Family Background, Early Development, and Intelligence of Children 6-11 Years: United States. Roberts, J., Engel, A. August 1974. 50 pp. (HRA) 75-1624. PB 206997. PC A04 MF A01.  [\[PDF - 3.2 MB\]](#)

**No. 141.** Periodontal Disease Among Youths 12-17 Years: United States. Sanchez, M. J. June 1974. 35 pp. (HRA) 74-1623. PB88-227087. PC A03 MF A01.  [\[PDF - 2.1 MB\]](#)


**No. 140.** Skeletal Maturity of Children 6-11 Years: United States. Roche, A. F., Roberts, J., Hamill, P. V. V. November 1974. 67 pp. (HRA) 75-1622. PB88-227244. PC A04 MF A01.  [\[PDF - 5 MB\]](#)


**No. 139.** Behavior Patterns in School of Youths 12-17 Years: United States. Oliver, L. I. May 1974. 59 pp. (HRA) 74-1621. PB88-227228. PC A04 MF A01.  [\[PDF - 3.1 MB\]](#)


**No. 138.** Goodenough-Harris Drawing Test as a Measure of Intellectual Maturity of Youths 12-17 Years: United States. Harris, D. B., Pinder, G. D. May 1974. 54 pp. (HRA) 74-1620. PB88-227236. PC A04 MF A01.  [\[PDF - 3.3 MB\]](#)


**No. 137.** Parent Ratings of Behavioral Patterns of Youths 12-17 Years: United States. Oliver, L. I. May 1974. 61 pp. (HRA) 74-1619. PB88-227202. PC A04 MF A01.  [\[PDF - 3.7 MB\]](#)

**No. 136.** Reading and Arithmetic Achievement Among Youths 12-17 Years as Measured by the Wide Range Achievement Test: United States. Hitchcock, D. C., Pinder, G. D. February 1974. 39 pp. (HRA) 74-1618. PB88-227210. PC A04 MF A01.  [\[PDF - 2.6 MB\]](#)


**No. 135.** Blood Pressure Levels of Children 6-11 Years: Relationship to Age, Sex, Race, and Socioeconomic Status: United States. Weiss, N. S., Hamill, P. V. V., Drizd, T. December 1973. 30 pp. (HRA) 74-1617. PB-289250. PC A03 MF A01.  [\[PDF - 2.3 MB\]](#)


**No. 134.** Color Vision Deficiencies in Youths 12-17 Years of Age: United States. Slaby, D., Roberts, J. January 1974. 41 pp. (HRA) 74-1616. PB-289294. PC A03 MF A01.  [\[PDF - 2.5 MB\]](#)


**No. 133.** Age at Menarche: United States. MacMahon, B. November 1973. 36 pp. (HRA) 74-1615. PB-289165. PC A03 MF A01. [PDF - 1.8 MB]


**No. 132.** Skinfold Thickness of Youths 12-17 Years: United States. Johnston, E. E., Hamill, P. V. V., Lemeshow, S. January 1974. 75 pp. (HRA) 74-1614. PB91-223460. PC A04 MF A01. [PDF - 4.7 MB]

**No. 131.** Literacy Among Youths 12-17 Years: United States. Vogt, D. K. December 1973. 35 pp. (HRA) 74-1613. PB88-226345. PC A03 MF A01. [PDF - 2 MB]


**No. 130.** Assessment of the Occlusion of the Teeth of Children 6-11 Years: United States. Kelly, J. E., Sanchez, M., Van Kirk, L. E. November 1973. 60 pp. (HRA) 74-1612. PB88-233309. PC A04 MF A01. [PDF - 3.3 MB]


**No. 129.** Examination and Health History Findings Among Children and Youths, 6-17 Years: United States. Roberts, J. November 1973. 76 pp. (HRA) 74-1611. PB88-226089. PC A05 MF A01. [PDF - 5 MB]

**No. 128.** Intellectual Development of Youths as Measured by a Short Form of the Wechsler Intelligence Scale: United States. Scanlon, J. September 1973. 49 pp. (HRA) 74-1610. PB88-226097. PC A03 MF A01. [PDF - 3.1 MB]

**No. 127.** Visual Acuity of Youths 12-17 Years: United States. Roberts, J., Slaby, D. May 1973. 50 pp. (HSM) 73-1609. PB88-226311. PC A04 MF A01. [PDF - 3.2 MB]


**No. 126.** Body Weight, Stature, and Sitting Height: White and Negro Youths 12-17 Years: United States. Hamill, P. V. V., Johnston, F. E., Lemeshow, S. August 1973. 40 pp. (HRA) 74-1608. PB91-1230938. PC A03 MF A01. [PDF - 2.5 MB]


**No. 125.** Prenatal-Postnatal Health Needs and Medical Care of Children: United States. Roberts, J., Slaby, D. April 1973. 50 pp. (HSM) 73-1607. PB88-227657. PC A04 MF A01. [PDF - 3.1 MB]


**No. 124.** Height and Weight of Youths 12-17 Years: United States. Hamill, P. V. V., Johnston, F. E., Lemeshow, S. January 1973. 87 pp. (HSM) 73-1606. PB88-228051. PC A05 MF A01. [PDF - 5.9 MB]


**No. 123.** Selected Body Measurements of Children 6-11 Years: United States. Malina, R. M., Hamill, P. V. V., Johnston, F. E., Lemeshow, S. January 1973. 54 pp. (HSM) 73-1605. PB-91-230912. PC A04 MF A01. [PDF - 5.2 MB]


**No. 122.** Hearing and Related Medical Findings Among Children: Race, Area, and Socioeconomic Differentials: United States. Roberts, J. October 1972. 40 pp. (HSM) 73-1604. PB88-228671. PC A03 MF A01. [PDF - 2.1 MB]


**No. 121.** Relationships Among Parent Ratings of Behavioral Characteristics of Children: United States. Baird, J. T., Jr., Roberts, J. October 1972. 56 pp. (HSM) 73-1603. PB88-229000. PC A04 MFA01. [PDF - 3.1 MB]


**No. 120.** Skinfold Thickness of Children 6-11 Years: United States. Johnston, F. E., Hamill, P. V. V., Johnston, F. E., Lemeshow, S. October 1972. 66 pp. (HSM) 73-1602. PB-295804. PC A04 Mf A01. [PDF - 6 MB]


**No. 119.** Height and Weight of Children: Socioeconomic Status: United States. Hamill, P. V. V., Johnston, F. E., Lemeshow, S. October 1972. 91 pp. (HSM) 73-1601. PB-295729. PC A05 MF A01. [PDF - 8.6 MB]


**No. 118.** Color Vision Deficiencies in Children: United States. Scanlon, J., Roberts, J. August 1972. 41 pp. (HSM) 73-1600. PB80-135098. PC A03 MF A01. [PDF - 2.2 MB]


**No. 117.** Periodontal Disease and Oral Hygiene Among Children: United States. Kelly, J. E., Sanchez, M. J. June 1972. 50 pp. (HSM) 72-1060. PB-295770. PC A03 MF A01. [PDF - 2.6 MB]


**No. 116.** Intellectual Maturity of Children: Demographic and Socioeconomic Factors: United States. Harris, D. B., Roberts, J. 1974. 81 pp. (HSM) 72-1059. PB88-229711. PC A05 MF A01. [PDF - 5 MB]


**No. 115.** Eye Examination Findings Among Children: United States. Roberts, J. June 1972. 34 pp. (HSM) 72-1057. PB88-226998. PC A04 MF A01. [PDF - 4.1 MB]

**No. 114.** Hearing Sensitivity and Related Medical Findings Among Children: United States. Roberts, J., Federico, J. V. March 1972. 72 pp. (HSM) 72-1046. PB88-228960. PC A05 MF A01. [PDF - 3.9 MB]


**No. 113.** Behavior Patterns of Children in School: United States. Roberts, J., Baird, J. T. February 1972. 82 pp. (HSM) 72-1042. PB88-228994. PC A05 MF A01. [PDF - 3.9 MB]


**No. 112.** Binocular Visual Acuity of Children: Demographic and Socioeconomic Characteristics: United States. Roberts, J., Duyan, K. R. February 1972. 39 pp. (HSM) 72-1031. PB88-227012. PC A03 MF A01. [PDF - 2.3 MB]


**No. 111.** Hearing Levels of Children by Demographic and Socioeconomic Characteristics: United States. Roberts, J. February 1972. 54 pp. (HSM) 72-1025. PB88-229018. PC A04 MF A01. [PDF - 4.4 MB]


**No. 110.** Intellectual Development of Children by Demographic and Socioeconomic Factors: United States. Roberts, J. December 1971. 78 pp. (HSM) 72-1012. PB88-230958. PC A05 MF A01. [PDF - 4.6 MB]


**No. 109.** School Achievement of Children by Demographic and Socioeconomic Factors: United States. Schaie, K. W., Roberts, J. November 1971. 95 pp. (HSM) 72-1011. PB88-229315. PC A05 MF A01. [PDF - 5.2 MB]


**No. 108.** Parent Ratings of Behavioral Patterns of Children: United States. Robert, J., Baird, J. T., Jr. November 1971. 64 pp. (HSM) 72-1010. PB80-140288. PC A04 MF A01. [PDF - 3.7 MB]


**No. 107.** Intellectual Development of Children as Measured by the Wechsler Intelligence Scale: United States. Roberts, J. August 1971. 46 pp. (HSM) 72-1004. PB80-132475. PC A03 MF A01. [PDF - 4.1 MB]

**No. 106.** Decayed, Missing, and Filled Teeth Among Children: United States. Kelley, J. E., Scanlon, J. V. May 1974. 53 pp. (HSM) 72-1003. PB88-228036. PC A04 MF A01. [PDF - 2.9 MB]

**No. 105.** Intellectual Maturity of Children as Measured by the Goodenough-Harris Drawing Test: United States. Harris, D.B., Roberts, J., Pinder, G.D. December 1970. 46 pp. (PHS) 1000. PB-294935. PC A03 MF A01. [PDF - 4.1 MB]

**No. 104.** Height and Weight of Children: United States. Hamill, P. V. V., Johnston, F. E., Grams, W. September 1970. 56 pp. (PHS) 1000. PB-228069. PC A03 MF A01. [PDF - 4.6 MB]


**No. 103.** School Achievement of Children 6-11 Years as Measured by the Reading and Arithmetic Subtests of the Wide Range Achievement Test: United States. Schaie, K. W., Roberts, J. June 1970. 53 pp. (PHS) 1000. PB-295572. PC A03 MF A01. [PDF - 5.4 MB]


**No. 102.** Hearing Levels of Children by Age and Sex: United States. Roberts, J., Huber, P. February 1970. 56 pp. (PHS) 1000. PB80-140320. PC A03 MF A01. [PDF - 5.9 MB]


**No. 101.** Visual Acuity of Children: United States. Roberts, J., Duyan, K. R. February 1970. 42 pp. (PHS) 1000. PB88-228523. PC A03 MF A01. [PDF - 2.6 MB]


Numbers 39 through 100 were never issued.

**No. 38.** Parity and Hypertension. Baird, J. T., Quinlivan, L. G. March 1972. 28 pp. (HSM) 72-1024. PB-295805. PC A03 MF A01. [PDF - 2.2 MB]


**No. 37.** Selected Symptoms of Psychological Distress: United States. Dupuy, H. J., Engle, A., Devine, B. K., Scanlon, J., Querec, L. August 1970. 51 pp. (PHS) 1000. PB-267234. PC A03 MF A01. [PDF - 4.4 MB]


**No. 36.** Need for Dental Care Among Adults: United States, 1960-1962. Baird, J. T., Jr., Kelly, J. E. March 1970. 29 pp. (PHS) 1000. PB88-228986. PC A03 MF A01.  [\[PDF - 1.8 MB\]](#)


**No. 35.** Skinfolds, Body Girths, Biacromial Diameter, and Selected Anthropometric Indices of Adults: United States, 1960-1962. Stoudt, H. W., Damon, A., McFarland, R. A., Roberts, J. 1974. 69 pp. (PHS) 1000. PB88-229299. PC A04 MF A01.  [\[PDF - 6 MB\]](#)

**No. 34.** Blood Pressure as it Relates to Physique, Blood Glucose, and Serum Cholesterol: United States, 1960-1962. Florey, C. Du V., Acheson, R.M. October 1969. 35 pp. (PHS) 1000. PB-295111. PC A03 MF A01.  [\[PDF - 1.9 MB\]](#)

**No. 33.** Selected Examination Findings Related to Periodontal Disease Among Adults: United States, 1960-1962. Kelly, J. E. September 1969. 38 pp. (PHS) 1000. PB-205759. PC A03 MF A01.  [\[PDF - 2.3 MB\]](#)


**No. 32.** Hearing Status and Ear Examination Findings Among Adults: United States, 1960-1962. Roberts, J. November 1968. 35 pp. (PHS) 1000. PB-262900. PC A03 MF A01.  [\[PDF - 2.3 MB\]](#)


**No. 31.** Hearing Levels of Adults By Education, Income, and Occupation: United States, 1960-1962. Roberts, J., Cohrssen, J. May 1968. 47 pp. (PHS) 1000. PB-263059. PC A03 MF A01.  [\[PDF - 4 MB\]](#)


**No. 30.** Monocular-Binocular Visual Acuity of Adults: United States, 1960-1962. Roberts, J. April 1968. 37 pp. (PHS) 1000. PB-263062. PC A03 MF A01.  [\[PDF - 2 MB\]](#)


**No. 29.** Osteoarthritis and Body Measurements, Engel, A. April 1968. 45 pp. (PHS) 1000. PB-262957. PC A03 MF A01.  [\[PDF - 2.2 MB\]](#)


**No. 28.** History and Examination Findings Related to Visual Acuity Among Adults: United States, 1960-1962. Roberts, J., Cohrssen, J. March 1968. 38 pp. (PHS) 1000. PB-263063. PC A03 MF A01.  [\[PDF - 1.9 MB\]](#)


**No. 27.** Total Loss of Teeth in Adults: United States, 1960-1962. Kelly, J. E., Van Kirk, L. E., Garst, C. October 1967. 29 pp. (PHS) 1000. PB-262958. PC A03 MF A01.  [\[PDF - 1.8 MB\]](#)


**No. 26.** Hearing Levels of Adults by Race, Region, and Area of Residence: United States, 1960-1962. Roberts, J., Bayliss, D. September 1967. 39 pp. (PHS) 1000. PB-263060. PC A03 MF A01.  [\[PDF - 3 MB\]](#)


**No. 25.** Binocular Visual Acuity of Adults by Region and Selected Demographic Characteristics: United States, 1960-1962. Roberts, J. June 1967. 45 pp. (PHS) 1000. PB-263061. PC A03 MF A01. [PDF - 2.3 MB]


**No. 24.** Mean Blood Hematocrit of Adults: United States, 1960-1962. Devine, B. April 1967. 42 pp. (PHS) 1000. PB-267189. PC A03 MF A01. [PDF - 2.4 MB]


**No. 23.** Decayed, Missing, and Filled Teeth in Adults: United States, 1960-1962. Kelly, J. E., Van Kirk, L. E., Jr., Garst, C. C. February 1967. 54 pp. PB-267323. PC A03 MF A01. [PDF - 2.7 MB]


**No. 22.** Serum Cholesterol Levels of Adults: United States, 1960-1962. Moore, F. E., Gordon, T. March 1967. 29 pp. (PHS) 1000. PB-267188. PC A03 MF A01. [PDF - 1.8 MB]


**No. 21.** Childbearing and Diabetes Mellitus: United States, 1960-1962. O'Sullivan, J. B., Gordon, T. November 1966. 26 pp. (PHS) 1000. PB-267187. PC A03 MF A01. [PDF - 1.9 MB]


**No. 20.** Osteoarthritis in Adults by Selected Demographic Characteristics: United States, 1960-1962. Engel, A., Burch, T. A. November 1966. 33 pp. (PHS) 1000. PB-267186. PC A03 MF A01. [PDF - 2.4 MB]


**No. 19.** Age at Menopause: United States, 1960-1962. MacMahon, B., Worcester, J. October 1966. 28 pp. (PHS) 1000. PB-267185. PC A03 MF A01. [PDF - 1.5 MB]














**No. 18.** Blood Glucose Levels in Adults: United States, 1960-1962. Garst, C. C. September 1966. 32 pp. (PHS) 1000. PB-267184. PC A03 MF A01. [PDF - 1.6 MB]

**No. 17.** Rheumatoid Arthritis in Adults: United States, 1960-1962. Engle, A., Roberts, J., Burch, T. A. September 1966. 50 pp. (PHS) 1000. PB-267183. PC A03 MF A01. [PDF - 2.6 MB]

**No. 16.** Oral Hygiene in Adults: United States, 1960-1962. Kelly, J. E., Van Kirk, L. E., Jr., Garst, C. C. June 1966. 36 pp. (PHS) 1000. PB-267182. PC A03 MF A01. [PDF - 2.6 MB]

**No. 15.** Prevalence of Osteoarthritis in Adults by Age, Sex, Race and Geographic Area: United States, 1960-1962. Roberts, J., Burch, T. A. June 1966. 34 pp. (PHS) 1000. PB-267181. PC A03 MF A01. [PDF - 1.6 MB]

**No. 14.** Weight by Height and Age of Adults: United States, 1960-1962. Roberts, J. May 1966. 44 pp. (PHS) 1000. PB-267180. PC A03 MF A01. [PDF - 3.2 MB]


- No. 13.** Hypertension and Hypertensive Heart Disease in Adults: United States, 1960-1962. Gordon, T., Devine, B. May 1966. 69 pp. (PHS) 1000. PB-267179. PC A04 MF A01. [PDF - 4.3 MB]
- No. 12.** Periodontal Disease in Adults: United States, 1960-1962. Kelly, J. E., Van Kirk, L. E. November 1965. 37 pp. (PHS) 1000. PB-267178. PC A03 MF A01. [PDF - 2 MB]
- No. 11.** Hearing Levels of Adults by Age and Sex: United States, 1960-1962. Glorig, A., Roberts, J. October 1965. 40 pp. (PHS) 1000. PB-267177. PC A03 MF A01. [PDF - 3.3 MB]
- No. 10.** Coronary Heart Disease in Adults: United States, 1960-1962. Gordon, T., Garst, C. C. September 1965. 55 pp. (PHS) 1000. PB-267176. PC A03 MF A01. [PDF - 3 MB]
- No. 9.** Findings on the Serologic Test for Syphilis in Adults: United States, 1960-1962. Gordon, T., Devine, B. June 1965. 38 pp. (PHS) 1000. PB-267175. PC A03 MF A01. [PDF - 2.1 MB]
- No. 8.** Weight, Height, and Selected Body Dimensions of Adults: United States, 1960-1962. Stoudt, H. W. Damon, A., McFarland, R. Roberts, J. June 1965. 44 pp. (PHS) 1000. PB-267174. PC A03 MF A01. [PDF - 3.2 MB]
- No. 7.** Selected Dental Findings in Adults by Age, Race, and Sex: United States, 1960-1962. Johnson, E. S. Kelly, J. E. Van Kirk, L. E. Reprinted November 1965. 41 pp. (PHS) 1000. PB-267173. PC A03 MF A01. [PDF - 3 MB]
- No. 6.** Heart Disease in Adults: United States, 1960-1962. Gordon, T. September 1964. 50 pp. (PHS) 1000. PB-260416. PC A03 MF A01. [PDF - 2.5 MB]
- No. 5.** Blood Pressure of Adults by Age and Sex: United States, 1960-1962. Gordon, T. July 1964. 26 pp. (PHS) 1000. PB-267172. PC A03 MF A01. [PDF - 1.3 MB]
- No. 4.** Blood Pressure of Adults by Age and Sex: United States, 1960-1962. Gordon, T. June 1964. 46 pp. (PHS) 1000. PB-267171. PC A03 MF A01. [PDF - 3.3 MB]
- No. 3.** Binocular Visual Acuity of Adults: United States, 1960-1962. Roberts, J. June 1964. 34 pp. (PHS) 1000. PB-267170. PC A03 MF A01. [PDF - 2 MB]
- No. 2.** Glucose Tolerance of Adults: United States, 1960-1962. Gordon, T. May 1964. 31 pp. (PHS) 1000. PB-267322. PC A03 MF A01. [PDF - 2.4 MB]
- No. 1.** Cycle I of the Health Examination Survey: Sample and Response: United States, 1960-1962. Gordon, T., Miller, H.W. April 1968. 43 pp. (PHS) 1000. HRP-0005360. PC A03 MF A01. [PDF - 2.7 MB]




## Series 12. Data From Health Records Survey


Discontinued after No. 24. Reports from the Health Records Survey now appear in Series 13.


**No. 24.** Measures of Chronic Illness Among Residents of Nursing and Personal Care Homes: United States, June-August 1969. Ingram, D. K. March 1974. 71 pp. (HRA) 74-1709. PB88-226261. PC A04 MF A01.  [\[PDF - 6.4 MB\]](#)


**No. 23.** Selected Characteristics of Nursing Homes for the Aged and Chronically Ill: United States, June-August, 1969. Gagnon, R. O. January 1974. 45 pp. (HRA) 74-1708. PB88-229273. PC A03 MF A01.  [\[PDF - 2.5 MB\]](#)


**No. 22.** Chronic Conditions and Impairments of Nursing Home Residents: United States, 1969. Sirrocco, A. December 1973. 55 pp. (HRA) 74-1707. PB88-229265. PC A04 MF A01.  [\[PDF - 3.3 MB\]](#)


**No. 21.** Charges for Care and Sources of Payment for Residents in Nursing Homes: United States, June-August 1969. Van Nostrand, J. F., Sutton, J. F. July 1973. 76 pp. (HRA) 74-1706. PC88-229323. PC A05 MF A01.  [\[PDF - 4.3 MB\]](#)


**No. 20.** Administrators of Nursing and Personal Care Homes: Work Experience: United States, June-August 1969. Brown, B. G. March 1973. 51 pp. (HSM) 73-1705. PB88-226378. PC A04 MF A01.  [\[PDF - 3.6 MB\]](#)


**No. 19.** Characteristics of Residents in Nursing and Personal Care Homes: United States, June-August 1969. Mathis, E. S. February 1973. 48 pp. (HSM) 73-1704. PB88-229349. PC A03 MF A01.  [\[PDF - 2.7 MB\]](#)


**No. 18.** Administrators of Nursing and Personal Care Homes: Education and Training: United States, June-August 1969. Brown, B. G. February 1973. 78 pp. (HSM) 73-1703. PB88-229331. PC A05 MF A01.  [\[PDF - 4.2 MB\]](#)

**No. 17.** Services and Activities Offered to Nursing Home Residents: United States, 1968. Sirrocco, A. December 1972. 48 pp. (HSM) 73-1702. PB-295803. PC A03 MF A01.  [\[PDF - 4 MB\]](#)


**No. 16.** Nursing Homes: Their Admission Policies, Admissions, and Discharges: United States, April-September, 1968. Sutton, J. F. December 1972. 69 pp. (HSM) 73-1701. PB-295801. PC A04 MF A01.  [\[PDF - 6 MB\]](#)


**No. 15.** Employees in Nursing Homes: United States, April-September, 1968. Van Nostrand, J. F. October 1972. 63 pp. (HSM) 73-1700. PB-274783. PC A04 MF A01.  [\[PDF - 5.2 MB\]](#)


**No. 14.** Charges for Care in Nursing Homes: United States, April-September, 1968. Fedell, J. R. May 1972. 63 pp. (HSM) 72-1037. PB88-227046. PC A04 MF A01. [PDF - 5.6 MB]


**No. 13.** Arrangements for Physician Services to Residents in Nursing and Personal Care Homes: United States, May-June 1964. Solon, J. A., Nelson, A. B. February 1970. 48 pp. (PHS) 1000. PB88-227129. PC A03 MF A01. [PDF - 3.9 MB]


**No. 12.** Marital Status and Living Arrangements Before Admission to Nursing and Personal Care Homes: United States, May-June 1964. Morgan, R. May 1969. 51 pp. (PHS) 1000. PB88-227137. PC A03 MF A01. [PDF - 4.7 MB]

**No. 11.** Use of Special Aids in Homes for the Aged and Chronically Ill: United States, May-June 1964. Eklund, D. L., Sirrocco, A. December 1968. 38 pp. (PHS) 1000. PB-281510. PC A03 MFA01. [PDF - 3.2 MB]


**No. 10.** Nursing and Personal Care Services Received by Residents of Nursing and Personal Care Homes: United States, May-June 1964. Morgan, R. September 1968. 47 pp. (PHS) 1000. PB-281554. PC A03 MF A01. [PDF - 4 MB]

**No. 9.** Charges for Care in Institutions for the Aged and Chronically Ill: United States, May-June 1964. Kovar, M. G. August 1967. 57 pp. (PHS) 1000. PB-281647. PC A04 MF A01. [PDF - 4.9 MB]


**No. 8.** Prevalence of Chronic Conditions and Impairments Among Residents of Nursing and Personal Care Homes: United States, May-June 1964. Nelson, A. B. July 1967. 41 pp. (PHS) 1000. PB-281646. PC A03 MF A01. [PDF - 3.8 MB]


**No. 7.** Chronic Illness Among Residents of Nursing and Personal Care Homes: United States-May-June 1964. Nelson, A. B. March 1967. 47 pp. (PHS) 1000. PB-261169. PC A03 MF A01. [PDF - 4.1 MB]


**No. 6.** Employees in Nursing and Persons Care Homes: Number, Work Experience, Special Training, and Wages: United States-May-June 1964. Taube, C. A., Bryant, E. E. January 19678. 42 pp. (PHS) 1000. PB-281645. PC A03 MF A01. [PDF - 3.3 MB]

**No. 5.** Employees in Nursing and Personal Care Homes: United States, May-June 1964. Taube, C. A. September 1966. 40 pp. (PHS) 1000. PB-281608. PC A03 MF A01. [PDF - 3.2 MB]

**No. 4.** Utilization of Institutions for the Aged and Chronically Ill: United States, April-June 1963. Bryant, E. E., Taube, C. A. February 1966. 42 pp. (PHS) 1000. PB82-27111. PC A04 MF A01. [PDF - 3.4 MB]

**No. 3.** Characteristics of Patients in Mental Hospitals: United States, April-June 1963. Taube, C. A. December 1965. 49 pp. (PHS) 1000. PB-281644. PC A03 MF A01.  [PDF - 3.8 MB]

**No. 2.** Characteristics of Residents in Institutions for the Aged and Chronically Ill, United States, April-June 1963. Wunderlich, G. S. September 1965. 58 pp. (PHS) 1000. PB-281643. PC A04 MF A01.  [PDF - 4.7 MB]

**No. 1.** Institutions for the Aged and Chronically Ill: United States, April-June 1963. Bryant, E. E. July 1965. 52 pp. (PHS) 1000. PB-281555. PC A04 MF A01.  [PDF - 4.5 MB]

## Series 13. Data on Health Resources Utilization


Statistics on the utilization of health manpower and facilities providing long-term care, ambulatory care, and family planning services.


**No. 169.** Ambulatory Medical Care Utilization Estimates for 2007. 45 pp. (PHS) 2011-1740.  [\[PDF - 797 KB\]](#)

**No. 168.** National Hospital Discharge Survey: 2006 Annual Summary. 78 pp. (PHS) 2011-1739.  [\[PDF - 2.8 MB\]](#)


**No. 167.** The National Nursing Home Survey: 2004 Overview. 164 pp. (PHS) 2009-1738.  [\[PDF - 2.8 MB\]](#)

**No. 166.** Characteristics of Office-Based Physicians and Their Practices: United States, 2005-2006. 42 pp. (PHS) 2008-1737.  [\[PDF - 584 KB\]](#)


**No. 165.** National Hospital Discharge Survey: 2005 Annual Summary With Detailed Diagnosis and Procedure Data. 218 pp. (PHS) 2007-1736.  [\[PDF - 10 MB\]](#)

**No. 164.** Characteristics of Office-Based Physicians and Their Practices: United States, 2003-04. 41 pp. (PHS) 2007-1735.  [\[PDF - 1.1 MB\]](#)


**No. 163.** Medication Therapy in Ambulatory Medical Care: United States, 2003-04. 48 pp. (PHS) 2005-1734.  [\[PDF - 1.2 MB\]](#)

**No. 162.** National Hospital Discharge Survey: 2004 Annual Summary With Detailed Diagnosis and Procedure Data. 218 pp. (PHS) 2005-1733.  [\[PDF - 8 MB\]](#)
















**No. 161.** Use of Computerized Medical Records in Home Health and Hospice Agencies: United States, 2000. 15 pp. (PHS) 2005-1732.  [\[PDF - 2.5 MB\]](#)


**No. 160.** National Hospital Discharge Survey: 2003 Annual Summary With Detailed Diagnosis and Procedure Data. 215 pp. (PHS) 2006-1731.  [\[PDF - 8.5 MB\]](#)

**No. 159.** Ambulatory Care Visits to Physician Offices, Hospital Outpatient Departments, and Emergency Departments: United States, 2001-02. 73 pp. (PHS) 2005-1730.  [\[PDF - 3.7 MB\]](#)


**No. 158.** National Hospital Discharge Survey: 2002 Annual Summary With Detailed Diagnosis and Procedure Data. 207 pp. (PHS) 2005-1729.  [\[PDF - 2 MB\]](#)


**No. 157.** Ambulatory Care Visits to Physician Offices, Hospital Outpatient Departments, and Emergency Departments: United States, 1999-2000. 78 pp. (PHS) 2004-1728.  [\[PDF - 4.3 MB\]](#)

- No. 156.** National Hospital Discharge Survey: 2001 Annual Summary With Detailed Diagnosis and Procedure Data. 207 pp. (PHS) 2004-1727.  [\[PDF - 22.1 MB\]](#)
- No. 155.** Characteristics of Emergency Departments Serving High Volumes of Safety-net Patients: United, States, 2000. 23 pp. (PHS) 2004-1726.  [\[PDF - 3.7 MB\]](#)
- No. 154.** Characteristics of Hospice Care Discharges and Their Length of Service: United States, 2000. 44 pp. (PHS) 2003-1725.  [\[PDF - 7.2 MB\]](#)
- No. 153.** National Hospital Discharge Survey: 2000 Annual Summary With Detailed Diagnosis and Procedure Data. 203 pp. (PHS) 2003-1724.  [\[PDF - 3.7 MB\]](#)
- No. 152.** The National Nursing Home Survey: 1999 Summary. 125 pp. (PHS) 2001-1723.  [\[PDF - 3 MB\]](#)
- No. 151.** 1999 National Hospital Discharge Survey: Annual Summary With Detailed Diagnosis and Procedure Data. 214 pp. (PHS) 2001-1722.  [\[PDF - 3 MB\]](#)
- No. 150.** Trends in Hospital Emergency Department Utilization: United States, 1992-99. 42 pp. (PHS) 2001-1721.  [\[PDF - 3.6 MB\]](#)
- No. 149.** Utilization of Ambulatory Medical Care by Women: United States, 1997-98. 51 pp. (PHS) 2001-1720.  [\[PDF - 1.7 MB\]](#)
- No. 148.** National Hospital Discharge Survey: Annual Summary, 1998. 203 pp. (PHS) 2000-1719.  [\[PDF - 970 KB\]](#)
- No. 147.** The National Nursing Home Survey: 1997 Summary. 131 pp. (PHS) 2000-1718.  [\[PDF - 2 MB\]](#)
- No. 146.** The National Nursing Home Survey: 1995 Summary. 91 pp. (PHS) 2000-1715.  [\[PDF - 2.1 MB\]](#)
- No. 145.** Detailed Diagnoses and Procedures, National Hospital Discharge Survey, 1997. 164 pp. (PHS) 2000-1716.  [\[PDF - 1 MB\]](#)
- No. 144.** National Hospital Discharge Survey: Annual Summary, 1997. 52 pp. (PHS) 2000-1715. GPO stock number 017-022-01474-2.  [\[PDF - 371 KB\]](#)
- No. 143.** Ambulatory Care Visits to Physician Offices, Hospital Outpatient Departments, and Emergency Departments: United States, 1997. 48 pp. (PHS) 2000-1714. GPO stock number 017-022-01468-8.  [\[PDF - 778 KB\]](#)
- No. 142.** National Ambulatory Medical Care Survey, 1995-96. 132 pp. (PHS) 2000-1713. GPO stock number 017-022-01468-8.  [\[PDF - 2.3 MB\]](#)

**No. 141.** National Home and Hospice Care Survey: 1996, Summary. 252 pp. (PHS) 98-1712. GPO stock number 017-022-01464-5. [PDF - 2.3 MB]

**No. 140.** National Hospital Discharge Survey: Annual Summary, 1996. 52 pp. (PHS) 98-1799. [PDF - 348 KB]

**No. 139.** Ambulatory and Inpatient Procedures in the United States, 1996. 127 pp. (PHS) 98-1798. GPO stock number 017-022-01438-6. [PDF - 836 KB]


**No. 138.** Detailed Diagnoses and Procedures, NHDS, 1996. 156 pp. (PHS) 98-1799. [PDF - 1.1 MB]

**No. 137.** Ambulatory Health Care Visits by Children: Principal Diagnosis and Place of Visit. 31 pp. (PHS) 98-1798. GPO stock number 017-022-01421-1. [PDF - 402 KB]

**No. 136.** National Ambulatory Medical Care Survey: 1993 Summary. 109 pp. (PHS) 98-1797. GPO stock number 017-022-01419-0. [PDF - 2.2 MB]


**No. 135.** Ambulatory and Inpatient Procedures in the United States, 1995. 124 pp. (PHS) 98-1796. GPO stock number 017-022-01407-6. [PDF - 739 KB]

**No. 134.** Ambulatory Care Visits to Physician Offices, Hospital Outpatient Departments, and Emergency Departments: United States, 1996. 44 pp. (PHS) 98-1795. GPO stock number 017-022-01409-2. [PDF - 846 KB]


**No. 133.** National Hospital Discharge Survey: Annual Summary, 1995. 60 pp. (PHS) 98-1794. GPO stock number 017-022-01404-1. [PDF - 366 KB]


**No. 132.** Ambulatory and Inpatient Procedures in the United States, 1994. 121 pp. (PHS) 98-1793. GPO stock number 017-022-01401-7. [PDF - 788 KB]


**No. 131.** Injury Visits to Hospital Emergency Departments: United States, 1992-95. 88 pp. (PHS) 98-1792. GPO stock number 017-022-01402-5. [PDF - 1.6 MB]


**No. 130.** Detailed Diagnoses and Procedures, National Hospital Discharge Survey, 1995. 152 pp. (PHS) 98-1791. GPO stock number 017-022-01400-9. [PDF - 645 KB]

**No. 129.** Ambulatory Care Visits to Physician Offices, Hospital Outpatient Departments, and Emergency Departments: United States, 1995. 46 pp. (PHS) 97-1790. GPO stock number 017-022-01372-0. [PDF - 599 KB]

**No. 128.** National Hospital Discharge Survey: Annual Summary, 1994. 60 pp. (PHS) 97-1789. GPO stock number 017-022-01317-1. [PDF - 480 KB]


**No. 127.** Detailed Diagnoses and Procedures, National Hospital Discharge Survey, 1994. 152 pp. (PHS) 97-1788. GPO stock number 017-022-01367-3. [PDF - 809 KB]


**No. 126.** The National Home and Hospice Care Survey: 1994 Summary. 132 pp. (PHS) 97-1787. GPO stock number 017-022-01364-9.  [\[PDF - 1.5 MB\]](#)

**No. 125.** National Hospital Ambulatory Medical Care Survey: 1992 Emergency Department Summary. 117 pp. (PHS) 97-1786. GPO stock number 017-022-01369-0.  [\[PDF - 1.5 MB\]](#)


**No. 124.** Trends in Hospital Utilization: United States, 1988-92. 78 pp. (PHS) 96-1782. GPO stock number 017-022-01345-2.  [\[PDF - 680 KB\]](#)


**No. 123.** The National Home and Hospice Care Survey: 1993 Summary. 128 pp. (PHS) 96-1784. GPO stock number 017-022-01332-1.  [\[PDF - 1.62 MB\]](#)


**No. 122.** Detailed Diagnoses and Procedures, National Hospital Discharge Survey, 1993. 294 pp. (PHS) 95-1783. GPO stock number 017-022-01323-1.  [\[PDF - 1.63 MB\]](#)

**No. 121.** National Hospital Discharge Survey: Annual Summary, 1993. 70 pp. (PHS) 95-1782. GPO stock number 017-022-01317-7.  [\[PDF - 489 KB\]](#)


**No. 120.** Hospice and Home Health Agency Characteristics: United States, 1991. 38 pp. (PHS) 95-1781. GPO stock number 017-022-01294-4.  [\[PDF - 405 KB\]](#)


**No. 119.** National Hospital Discharge Survey: Annual Summary, 1992. 70 pp. (PHS) 94-1779. GPO stock number 017-022-01274-0.  [\[PDF - 4.9 MB\]](#)


**No. 118.** Detailed Diagnoses and Procedures, National Hospital Discharge Survey, 1992. 287 pp. (PHS) 94-1770. GPO stock number 017-022-01261-8.  [\[PDF - 23 MB\]](#)


**No. 117.** The National Home and Hospice Care Survey: 1992 Summary. 116 pp. (PHS) 94-1779. GPO stock number 017-022-01271-5.  [\[PDF - 6.5 MB\]](#)















**No. 116.** National Ambulatory Medical Care Survey: 1991 Summary. 117 pp. (PHS) 94-1777. GPO stock number 017-022-01255-3.  [\[PDF - 7.6 MB\]](#)

**No. 115.** Detailed Diagnoses and Procedures, National Hospital Discharge Survey, 1991. 296 pp. (PHS) 94-1776. GPO stock number 017-022-01248-1.  [\[PDF - 23 MB\]](#)













**No. 114.** National Hospital Discharge Survey: Annual Summary, 1991. Graves, E. J. July 1993. 69 pp. (PHS) 93-1775. PB94-103470. PC A04 MF A01.  [\[PDF - 4.9 MB\]](#)


**No. 113.** Detailed Diagnoses and Procedures, National Hospital Discharge Survey, 1990. 231 pp. (PHS) 92-1774.  [\[PDF - 18 MB\]](#)


**No. 112.** National Hospital Discharge Survey: Annual Summary, 1990. Graves, E. J. June 1992. 70 pp. (PHS) 92-1773. PB92-191808. PC A04 MF A01.  [\[PDF - 4.9 MB\]](#)


- No. 111.** Estimates From Two Survey Designs: National Hospital Discharge Survey. Haupt B. J., Kozak L. J. May 1992. 82 pp. (PHS) 92-1772. [PDF - 5.1 MB]
- No. 110.** National Ambulatory Medical Care Survey: 1989 Summary. Schappert, S. M. April 1992. 87 pp. (PHS) 92-1771. PB92-187715. PC A05 MF A01. [PDF - 5.8 MB]
- No. 109.** National Hospital Discharge Survey: Annual Summary, 1989. Graves, E. J., Kozak, L. J. March 1992. 58 pp. (PHS) 92-1770. PB92-198985. PC A04 MF A01. [PDF - 3.9 MB]
- No. 108.** Detailed Diagnoses and Procedures, National Hospital Discharge Survey, 1989. September 1991. 242 pp. (PHS) 91-1769. [PDF - 16.7 MB]
- No. 107.** Detailed Diagnoses and Procedures, National Hospital Discharge Survey, 1988. March 1991. 246 pp. (PHS) 91-1768. [PDF - 16.8 MB]
- No. 106.** National Hospital Discharge Survey: Annual Summary, 1988. Graves, E. J. September 1991. 62 pp. (PHS) 91-1767. PB92-111574. PC A04 MF A01. [PDF - 4.3 MB]
- No. 105.** Mental Illness in Nursing Homes: United States, 1985. Strahan, G. W. 72 pp. (PHS) 91-1766. PB91-184671. PC A04 MF A01. [PDF - 4.2 MB]
- No. 104.** Long-Term Care for the Functionally Dependent Elderly. Hing, E., Bloom, B. September 1990. 57 pp. (PHS) 89-1765. PB91-125310. PC A04 MF A01. [PDF - 3.9 MB]
- No. 103.** Discharges From Nursing Homes: National Nursing Home Survey. Sekscenski, E. S. March 1990. 92 pp. (PHS) 90-1764. PB90-218744. PC A05 MF A01. [PDF - 6.3 MB]
- No. 102.** Nursing Home Utilization by Current Residents: United States, 1985. Hing, E. October 1989. 93 pp. (PHS) 89-1763. PB90-180431. PC A04 MF A01. [PDF - 6.2 MB]
- No. 101.** Trends in Hospital Utilization: United States, 1965-86. Pokras, R., Kozak, L. J., McCarthy, E., Graves, E. J. September 1989. 67 pp. (PHS) 89-1762. PB91-241182. PC A04 MF A01. [PDF - 4.6 MB]
- No. 100.** Detailed Diagnoses and Procedures, National Hospital Discharge Survey, 1987. Graves, E. J. March 1989. 311 pp. (PHS) 89-1761. PB91-242149. PC A14 MF A03. [PDF - 19.7 MB]
- No. 99.** National Hospital Discharge Survey: Annual Summary, 1987. Graves, E. J. April 1989. 67 pp. (PHS) 89-1760. PB90-158858. PC A04 MF A01. [PDF - 5.2 MB]
- No. 98.** Effects of the Prospective Payment System on Nursing Homes. Hing, E. March 1989. 47 pp. (PHS) 89-1759. PB92-125368. PC A03 MF A01. [PDF - 3.5 MB]





- No. 97.** The National Nursing Home Survey, 1985 Summary for the United States. Hing, E., Sekscenski, E., Strahan, G. January 1989. 257 pp. (PHS) 89-1758. PB91-124610. PC A21 MF A03. [PDF - 13.7 MB]
- No. 96.** Utilization of Short-Stay Hospitals: United States, 1986, Annual Summary. Graves, E. J. June 1988. 67 pp. (PHS) 88-1757. PB91-233767. PC A04 MF A01. [PDF - 5.2 MB]
- No. 95.** Detailed Diagnoses and Procedures for Patients Discharged From Short-Stay Hospitals: United States, 1986. Graham, D. May 1988. 406 pp. (PHS) 88-1756. PB91-229278. PC A18 MF A04. [PDF - 21 MB]
- No. 94.** Office Visits to Psychiatrists: United States, 1985. Gardocki, G. J. May 1988. 46 pp. (PHS) 88-1755. PB91-229443. PC A03 MF A01. [PDF - 3.3 MB]
- No. 93.** National Ambulatory Medical Care Survey: United States, 1975-81 and 1985 Trends. Nelson, C., McLemore, T. June 1988. 59 pp. (PHS) 88-1754. PB92-125434. PC A04 MF A01. [PDF - 3.7 MB]
- No. 92.** Hysterectomies in the United States, 1965-84. Pokras, R. December 1987. 38 pp. (PHS) 88-1753. PB91-229385. PC A03 MF A01. [PDF - 2.4 MB]
- No. 91.** Utilization of Short-Stay Hospitals: United States, 1985, Annual Summary. Graves, E. J. May 1987. 67 pp. (PHS) 87-1752. PB91-234310. PC A04 MF A01. [PDF - 5 MB]
- No. 90.** Detailed Diagnoses and Procedures for Patient Discharges From Short-Stay Hospitals: United States, 1985. Pokras, R. April 1985. 297 pp. (PHS) 87-1751. [PDF - 19.5 MB]
- No. 89.** Inpatient Utilization of Short-Stay Hospitals by Diagnosis: United States, 1984. Graves, E. J. April 1987. 90 pp. (PHS) 87-1750. PB88-160056. PC A05 MC A01. PB88-229737. PC A13 MF A03. [PDF - 5.4 MB]
- No. 88.** Surgical and Nonsurgical Procedures in Short-Stay Hospitals: United States, 1983. Starr, S., Pokras, R. November 1986. 55 pp. (PHS) 87-1749. PB91-229302. PC A04 MF A01. [PDF - 3.3 MB]
- No. 87.** Utilization of Short-Stay Hospitals by Diagnosis-Related Groups: United States, 1980-84. Pokras, R. July 1986. 54 pp. (PHS) 86-1748. PB-87-113510. PC A04 MF A01. [PDF - 4 MB]
- No. 86.** Detailed Diagnoses and Procedures for Patients Discharged From Short-Stay Hospitals: United States, 1984. Lawrence, L. April 1986. 291 pp. (PHS) 86-1747. PB91-229302. PC A04 MF A01. [PDF - 50.2 MB]


**No. 85.** Use of Antimicrobial Drugs in Office-Based Practice: United States 1980-81. Gardocki, G. J. June 1986. 61 pp. (PHS) 86-1746. PB91-233775. PC A04 MF A01.  [\[PDF - 4.6 MB\]](#)


**No. 84.** Utilization of Short-Stay Hospitals: United States, 1984, Annual Summary. Graves, E. J. March 1986. 67 pp. (PHS) 86-1745. PB92-229393. PC A04 MF A01.  [\[PDF - 5.2 MB\]](#)


**No. 83.** Utilization of Short-Stay Hospitals: United States, 1983, Annual Summary. Graves, E. J. May 1985. 65 pp. (PHS) 85-1744. PB85-226181. PC A04 MF A01.  [\[PDF - 5 MB\]](#)


**No. 82.** Detailed Diagnoses and Surgical Procedures for Patients Discharged From Short-Stay Hospitals: United States, 1983. Kozak, L. J., Moien, M. March 1985. 284 pp. (PHS) 85-1743. PB87-155404. PC A13 MF A03.  [\[PDF - 20 MB\]](#)


**No. 81.** Adjustment of Hospital Utilization Rates: United States, 1965-80. Pokras, R., Kozak, L. J. December 1984. 51 pp. (PHS) 85-1742. PB91-242248. PC A04 MF A01.  [\[PDF - 2.4 MB\]](#)


**No. 80.** Patterns of Ambulatory Care in Internal Medicine: The National Ambulatory Medical Care Survey: United States, January 1980-December 1981. Cypress, B. K. September 1984. 76 pp. (PHS) 84-1741. PB91-229310. PC A05 MF A01.  [\[PDF - 4.9 MB\]](#)


**No. 79.** Patterns of Ambulatory Care in Office Visits to General Surgeons: The National Ambulatory Medical Care Survey: United States, January 1980-December 1981. Cypress, B. K. September 1984. 68 pp. (PHS) 84-1740. PB87-155339. PC A04 MF A01.  [\[PDF - 4.4 MB\]](#)


**No. 78.** Utilization of Short-Stay Hospitals: United States, 1982, Annual Summary. Graves, E. J. August 1984. 65 pp. (PHS) 84-1739. PB87-153370. PC A04 MF A01.  [\[PDF - 5.2 MB\]](#)


**No. 77.** National Ambulatory Medical Care Complement Survey: United States, 1980. Gardocki, G. J., McLemore, T., DeLozier, J. E. May 1984. 53 pp. (PHS) 84-1738. PB92-125442. PC A04 MF A01.  [\[PDF - 3.6 MB\]](#)

**No. 76.** Patterns of Ambulatory Care in Obstetrics and Gynecology: The National Ambulatory Medical Care Survey: United States, January 1980-December 1981. Cypress, B. K. February 1984. 69 pp. (PHS) 84-1737. PB88-160049. PC A04 MF A01.  [\[PDF - 6.8 MB\]](#)


**No. 75.** Patterns of Ambulatory Care in Pediatrics: The National Ambulatory Medical Care Survey: United States, January 1980-December 1981. Cypress, B. K. October 1983. 65 pp. (PHS) 84-1736. PB92-125459. PC A04 MF A01. [PDF - 4.3 MB]


**No. 74.** Inpatient Utilization of Short-Stay Hospitals by Diagnosis: United States, 1980. McCarthy, E. September 1983. 92 pp. (PHS) 83-1735. PB91-234385. PC A05 MF A01. [PDF - 5.6 MB]


**No. 73.** Patterns of Ambulatory Care in General and Family Practice: The National Ambulatory Medical Care Survey: United States, January 1980-December 1981. Cypress, B. K. September 1983. 67 pp. (PHS) 83-1734. PB87-155339. PC A04 MF A01. [PDF - 4.7 MB]


**No. 72.** Utilization of Short-Stay Hospitals: United States, 1981 Annual Summary. Graves, E., Haupt, B. J. August 1983. 72 pp. (PHS) 83-1733. PB91-229401. PC A04 MF A01. [PDF - 4.8 MB]


**No. 71.** Medical Therapy in Office Visits for Selected Diagnoses: The National Ambulatory Medical Care Survey: United States, 1980. Cypress, B. K. January 1983. 98 pp. (PHS) 83-1732. PB91-229377. PC A05 MF A02. [PDF - 6.2 MB]


**No. 70.** Surgical and Nonsurgical Procedures in Short-Stay Hospitals: United States, 1979. Pokras, R. February 1983. 55 pp. (PHS) 83-1731. PB88-229745. PC A04 MF A01. [PDF - 3.5 MB]


**No. 69.** Inpatient Utilization of Short-Stay Hospitals, by Diagnosis: United States, 1979. McCarthy, E. December 1982. 90 pp. (PHS) 83-1730. PB88-229190. PC A05 MF A01. [PDF - 5.6 MB]


**No. 68.** Basic Data on Visits to Family Planning Services Sites: United States, 1980. Hudson, B. L. July 1982. 39 pp. (PHS) 82-1729. PB88-228663. PC A03 MF A01. [PDF - 2 MB]


**No. 67.** Basic Data on Women Who Use Family Planning Clinics: United States, 1980. Bloom, B. September 1982. 52 pp. (PHS) 82-1728. PB88-228788. PC A04 MF A01. [PDF - 4.9 MB]


**No. 66.** National Ambulatory Medical Care Survey: United States, 1979, Summary. Gagnon, R. O., DeLozier, J. E., McLemore, T. September 1982. 75 pp. (PHS) 82-1727. PB87-155362. PC A05 MF A01. [PDF - 6.8 MB]


**No. 65.** Drug Utilization in Office-Based Practice, A Summary of Findings, National Ambulatory Medical Care Survey: United States, 1980. Koch, H. March 1982. 55 pp. (PHS) 83-1726. PB87-155354. PC A04 MF A01. [PDF - 5.5 MB]


**No. 64.** Utilization of Short-Stay Hospitals: Annual Summary for the United States, 1980. Haupt, B. J. March 1982. 68 pp. (PHS) 82-1725. PB88-229133. PC A04 MF A01. [PDF - 4.7 MB]


**No. 63.** Use of Health Services for Disorders of the Female Reproductive System: United States, 1977-78. Cypress, B. K. March 1982. 49 pp. (PHS) 82-1724. PB88-228747. PC A03 MF A01. [PDF - 3.5 MB]


**No. 62.** Women Who Use Organized Family Planning Services: United States, 1979. Eckard, E. January 1982. 34 pp. (PHS) 82-1723. PB88-228705. PC A03 MF A01. [PDF - 2 MB]


**No. 61.** Surgical Operations in Short-Stay Hospitals: United States, 1978. Pokras, R., Graves, E. J., Dennison, C. F. March 1982. 62 pp. (PHS) 82-1722. PB88-225362. PC A04 MF A01. [PDF - 3.9 MB]


**No. 60.** Utilization of Short-Stay Hospitals: Annual Summary for the United States, 1979. Haupt, B. J. December 1981. 71 pp. (PHS) 82-1721. PB88-229125. PC A04 MF A01. [PDF - 5 MB]


**No. 59.** Use of Health Services by Women 65 Years of Age and Over: United States. Hing, E., Cypress, B. K. August 1981. 80 pp. (PHS) 81-1720. PB88-230875. PC A05 MF A01. [PDF - 5.3 MB]

**No. 58.** Family Planning Visits by Teenagers: United States, 1978. Foster, J., Eckard, E. August 1981. 30 pp. (PHS) 81-1719. PB88-230818. PC A04 MF A01. [PDF - 1.8 MB]


**No. 57.** Teenagers Who Use Organized Family Planning Services: United States, 1978. Eckard, E. August 1981. 24 pp. (PHS) 81-1718. PB88-227863. PC A03 MF A01. [PDF - 1.6 MB]


**No. 56.** Patient's Reasons for Visiting Physicians: National Ambulatory Medical Care Survey: United States, 1977-1978. Cypress, B. K. December 1981. 134 pp. (PHS) 82-1717. PB88-229570. PC A07 MC A01. [PDF - 9.3 MB]


**No. 55.** Inpatient Utilization of Short-Stay Hospitals by Diagnosis: United States, 1978. McCarthy, E. August 1981. 86 pp. (PHS) 81-1716. PB88-229182. PC A05 MF A01. [PDF - 6.2 MB]


**No. 54.** Discharge From Nursing Homes: 1977 National Nursing Home Survey. August 1981. 82 pp. (PHS) 81-1715. [PDF - 5 MB]

**No. 53.** Utilization Patterns and Financial Characteristics of Nursing Homes in the United States: 1977 National Nursing Home Survey. Bloom, B. August 1981. 115 pp. (PHS) 81-1714. PB88-229620. PC A06 MF A01. [PDF - 7.5 MB]

**No. 52.** Utilization of Short-Stay Hospitals by Persons with Heart Disease and Malignant Neoplasms: National Hospital Discharge Survey: United States, 1977. Gardocki, G. J., Pokras, R. April 1981. 34 pp. (PHS) 81-1713. PB88-225347. PC A03 MF A01. [PDF - 2.1 MB]


**No. 51.** Characteristics of Nursing Home Residents, Health Status, and Care Received: National Nursing Home Survey: United States, May-December 1977. Hing, E. April 1981. 145 pp. (PHS) 81-1712. PB87-155347. PC A07 MF A01. [PDF - 14.5 MB]


**No. 50.** Average Length of Stay in Short-Stay Hospitals: Demographic, Diagnostic, and Surgical Statistics: United States, 1977. Lewis, W. F. January 1981. 49 pp. (PHS) 81-1711. PB88-229760. PC A04 MF A01. [PDF - 4.2 MB]


**No. 49.** Characteristics of Visits to Female and Male Physicians: The National Ambulatory Medical Care Survey: United States, 1977. Cypress, B. K. June 1980. 47 pp. (PHS) 80-1710. PB88-230826. PC A03 MF A01. [PDF - 3 MB]


**No. 48.** Nursing Home Utilization in California, Illinois, Massachusetts, New York, and Texas: 1977 National Nursing Home Survey. Foley, D. J. October 1980. 26 pp. (PHS) 81-1799. PB88-229653. PC A03 MF A01. [PDF - 2 MB]


**No. 47.** Utilization of Short-Stay Hospitals by Persons Discharged with Alcohol-Related Diagnoses: United States, 1976. Sanchez, M., Moien, M. May 1980. 40 pp. (PHS) 80-1798. PB88-160031. PC A03 MF A01. [PDF - 2.2 MB]


**No. 46.** Utilization of Short-Stay Hospitals: Annual Summary of the United States, 1978. Haupt, B. J. March 1980. 70 pp. (PHS) 80-1797. PB88-229117. PC A04 MF A01. [PDF - 4.5 MB]


**No. 45.** Office Visits by Women: The National Ambulatory Medical Care Survey: United States, 1977. Cypress, B. K. March 1980. 74 pp. (PHS) 80-1796. PB88-228689. PC A05 MF A01. [PDF - 4.6 MB]

**No. 44.** The National Ambulatory Medical Care Survey: 1977 Summary: United States, January-December 1977. Ezzati, R., McLemore, T. April 1980. 68 pp. (PHS) 80-1795. PB88-227822. PC A04 MF A01. [PDF - 4 MB]

**No. 43.** The National Nursing Home Survey: 1977 Summary for the United States. Van Nostrand, J. F., Zappolo, A., Hing, E., Bloom, B., Hirsch, B., Foley, D. J. July 1979. 220 pp. (PHS) 79-1794. [PDF - 11.1 MB]


**No. 42.** Office Visits for Diseases of the Respiratory System: The National Ambulatory Medical Care Survey: United States, 1975-76. Cypress, B. K. July 1979. 63 pp. (PHS) 79-1793. PB88-230859. PC A04 MF A01. [PDF - 3.8 MB]


**No. 41.** Utilization of Short-Stay Hospitals: United States, 1977. Annual Summary. Haupt, B. J. March 1979. 69 pp. (PHS) 79-1557. PB88-229109. PC A04 MF A01.  [PDF - 4.3 MB]


**No. 40.** Office Visits for Diseases of the Circulatory System. The National Ambulatory Medical Care Survey: United States, 1975-1976. Cypress, B. K. January 1979. 69 pp. (PHS) 79-1791. PB88-228796. PC A04 MF A01.  [PDF - 4.4 MB]


**No. 39.** Ambulatory Care Utilization Patterns of Children and Young Adults: National Ambulatory Medical Care Survey: United States, January-December, 1975. Ezzati, T. August 1978. 50 pp. (PHS) 78-1790. PB88-225354. PC A04 MF A01.  [PDF - 2.8 MB]


**No. 38.** Nursing Home Costs-1972, United States: National Nursing Home Survey, August 1973-April 1974. Meiners, M. R. November 1978. 122 pp. (PHS) 79-1789. PB88-229778. PC A06 MF A01.  [PDF - 7.3 MB]


**No. 37.** Utilization of Short-Stay Hospitals: United States, 1976. Annual Summary. Ranofsky, A. L. June 1978. 75 pp. (PHS) 78-1788. PB88-229091. PC A05 MC A01.  [PDF - 7.5 MB]


**No. 36.** Office Visits to Internists: The National Ambulatory Medical Care Survey: United States, 1975. Cypress, B. K. December 1978. 76 pp. (PHS) 79-1787. PB88-228648. PC A05 MF A01.  [PDF - 4.2 MB]


**No. 35.** Inpatient Utilization of Short-Stay Hospitals by Diagnosis: United States, 1975. Glickman, L. April 1978. 79 pp. (PHS) 78-1786. PB88-229174. PC A05 MF A01.  [PDF - 5.6 MB]


**No. 34.** Surgical Operations in Short-Stay Hospitals: United States, 1975. Ranofsky, A. L. April 1978. 75 pp. (PHS) 78-1785. PB88-228606. PC A05 MF A01.  [PDF - 5.3 MB]


**No. 33.** The National Ambulatory Medical Care Survey: 1975 Summary: United States, January-December 1975. Koch, H., McLemore, T. January 1978. 71 pp. (PHS) 78-1784. PB88-227756. PC A04 MF A01.  [PDF - 4.2 MB]


**No. 32.** Charges for Care and Sources of Payment for Residents in Nursing Homes, United States, National Nursing Home Survey, August 1973-April 1974. Hing, E. November 1977. 78 pp. (PHS) 78-1783. PB88-228838. PC A05 MF A01.  [PDF - 5.3 MB]


**No. 31.** Utilization of Short-Stay Hospitals: United States, 1975. Annual Summary. Ranofsky, A. L. April 1977. 79 pp. (HRA) 77-1782. PB88-229083. PC A05 MF A01.  [PDF - 5.7 MB]


**No. 30.** Inpatient Utilization of Short-Stay Hospitals by Diagnosis: United States, 1975. Glickman, L. S. April 1978. 78 pp. (PHS) 78-1786. PB88-229174. PC A05 MF A01.  [\[PDF - 5.6 MB\]](#)


**No. 29.** Profile of Chronic Illness in Nursing Homes, United States: National Nursing Home Survey, August 1973-1974. Ingram, D. K. December 1977. 73 pp. (PHS) 78-1780. PB88-22812. PC A04 MF A01.  [\[PDF - 4.8 MB\]](#)


**No. 28.** Utilization of Nursing Homes, United States: National Nursing Home Survey, August 1973-April 1974. Sutton, J. F. July 1977. 86 pp. (HRA) 77-1779. PB92-229427. PC A05 MF A01.  [\[PDF - 5 MB\]](#)


**No. 27.** Social Contacts, and Activities of Nursing Home Residents: United States, 1973-74: National Nursing Home Survey. Zappolo, A. May 1977. 69 pp. (HRA) 77-1778. PB88-228911. PC A04 MF A01.  [\[PDF - 4 MB\]](#)


**No. 26.** Utilization of Short-Stay Hospitals: Annual Summary for the United States, 1974. Ranofsky, A. L. September 1976. 75 pp. (HRA) 76-1777.  [\[PDF - 5.2 MB\]](#)


**No. 25.** Inpatient Utilization of Short-Stay Hospitals by Diagnosis: United States, 1973. Moien, M. October 1976. 80 pp. (HRA) 77-1776. PB-271379. PC A05 MF A01.  [\[PDF - 5.4 MB\]](#)


**No. 24.** Surgical Operations in Short-Stay Hospitals: United States, 1973. Ranofsky, A. L. May 1976. 61 pp. (HRA) 76-1775. PB-271352. PC A04 MF A01.  [\[PDF - 4.5 MB\]](#)

**No. 23.** Utilization of Short-Stay Hospitals: Summary of Nonmedical Statistics: United States-1973. Lewis, W. F. July 1976. 50 pp. (HRA) 76-1774. PB-271352. PC A04 MF A01.  [\[PDF - 2.9 MB\]](#)


**No. 22.** Selected Operating and Financial Characteristics of Financial Characteristics of Nursing Homes: United States: 1973-74 National Nursing Home Survey. Meiners, M. R. December 1975. 73 pp. (HRA) 76-1773. PB-289267. PC A04 MF A01.  [\[PDF - 4.4 MB\]](#)


**No. 21.** The National Ambulatory Medical Care Survey: 1973 Summary: United States, May 1973-April 1974. Delozier, J. E., Gagnon, R. O. October 1975. 73 pp. (HRA) 76-1772. PB-285796. PC A04 MF A01.  [\[PDF - 3.6 MB\]](#)

**No. 20.** Inpatient Utilization of Short-Stay Hospitals by Diagnosis: United States, 1972. Moien, M. November 1975. 73 pp. (HRA) 76-1771. PB88-229158. PC A04 MF A01.  [\[PDF - 5.2 MB\]](#)


**No. 19.** Utilization of Short-Stay Hospitals: Summary of Nonmedical Statistics: United States, 1972. Lewis, W. F. June 1975. 50 pp. (HRA) 75-1770. PB88-228002. PC A04 MF A01.  [\[PDF - 4.5 MB\]](#)


**No. 18.** Surgical Operations in Short-Stay Hospitals: United States, 1971. Blanken, G. E. November 1974. 51 pp. (HRA) 75-1769. PB-297101. PC A04 MF A01.  [\[PDF - 4.7 MB\]](#)


**No. 17.** Utilization of Short-Stay Hospitals: Summary of Nonmedical Statistics: United States, 1971. Lewis, W. F. August 1974. 48 pp. (HRA) 75-1768. PB88-227996. PC A03 MF A01.  [\[PDF - 3 MB\]](#)

**No. 16.** Inpatient Utilization of Short-Stay Hospitals by Diagnosis: United States, 1971. Ranofsky, A. L. July 1974. 74 pp. (HRA) 75-1767. PB88-227335. PC A05 MF A01.  [\[PDF - 8 MB\]](#)


**No. 15.** Patient Charges in Short-Stay Hospitals: United States, 1968-1970. Moien, M. May 1974. 47 pp. (HRA) 74-1766. PB88-227053. PC A03 MF A01.  [\[PDF - 4.2 MB\]](#)


**No. 14.** Utilization of Short-Stay Hospitals: Summary of Nonmedical Statistics: United States, 1970. Gordon, E. W. August 1973. 64 pp. (HRA) 74-1765. PB88-227988. PC A04 MF A01.  [\[PDF - 4.3 MB\]](#)


**No. 13.** Average Length of Stay in Short-Stay Hospitals: Demographic Factors: United States, 1968. Gordon, E. W. April 1973. 46 pp. (HSM) 73-1764. PB88-227038. PC A03 MF A01.  [\[PDF - 3.5 MB\]](#)


**No. 12.** Inpatient Utilization of Short-Stay Hospitals by Diagnosis: United States, 1968. Ranofsky, A. L. March 1973. 82 pp. (HSM) 73-1763. PB88-229141. PC A05 MF A01.  [\[PDF - 4.9 MB\]](#)

**No. 11.** Surgical Operations in Short-Stay Hospitals: United States, 1968. Meads, S. January 1973. 39 pp. (HSM) 73-1762. PB-260417. PC A03 MF A01.  [\[PDF - 3.1 MB\]](#)


**No. 10.** Inpatient Utilization of Short-Stay Hospitals in Each Geographic Division: United States, 1966-1968. Hoffman, K. L. November 1972. 52 pp. (HSM) 73-1761. PB88-229612. PC A04 MF A01.  [\[PDF - 3 MB\]](#)


**No. 9.** Utilization of Short-Stay Hospitals, Summary of Nonmedical Statistics: United States, 1967. Ranofsky, A. L. May 1972. 51 pp. (HSM) 72-1058. PB-295769. PC A04 MF A01.  [\[PDF - 3.6 MB\]](#)

**No. 8.** Utilization of Short-Stay Hospitals, Summary of Nonmedical Statistics: United States, 1966. Ranofsky, A. L., Witkin, M. J. September 1971. 43 pp. (HSM) 72-1006. PB88-227152. PC A03 MF A01.  [\[PDF - 3.6 MB\]](#)

**No. 7.** Surgical Operations in Short-Stay Hospitals for Discharged Patients: United States, 1965. Gray, E. A., Meads, S. April 1971. 36 pp. (PHS) 1000. PB-281505. PC A03 MF A01.  [\[PDF - 2.8 MB\]](#)





**No. 6.** Inpatient Utilization of Short-Stay Hospitals by Diagnosis: United States, 1965. Gray, E. A. May 1970. 83 pp. (PHS) 1000. PB-281648. PC A05 MF A01. [PDF - 8.1 MB]

**No. 5.** Regional Utilization of Short-Stay Hospitals: United States, 1965. Gagnon, R. O. June 1969. 40 pp. (PHS) 1000. PB-271353. PC A03 MF A01. [PDF - 3.2 MB]

**No. 4.** Patients Discharged From Short-Stay Hospitals by Size and Type of Ownership: United States, 1965. Witkin, M. J. December 1968. 35 pp. (PHS) 1000. PB82-27145. PC A03 MF A01. [PDF - 3 MB]


**No. 3.** Utilization of Short-Stay Hospitals by Characteristics of Discharged Patients: United States, 1965. Witkin, M. J. December 1967. 45 pp. (PHS) 1000. PB-289268. PC A03 MF A01. [PDF - 4.1 MB]


**No. 2.** Utilization of Short-Stay Hospitals, Summary of Nonmedical Statistics: United States, 1965. Sirken, M. G. August 1967. 28 pp. (PHS) 1000. PB-274798. PC A03 MF A01. [PDF - 2.2 MB]

**No. 1.** Patients Discharged From Short-Stay Hospitals: United States, October-December 1964. Witkin, M. J. October 1966. 26 pp. (PHS) 1000. PB-274797. PC A03 MF A01. [PDF - 2 MB]


## Series 14. Data on Health Resources


Professional and facilities statistics on the number, geographic distribution, and characteristics of health professionals and facilities.


**No. 34.** Characteristics of Facilities for the Mentally Retarded, 1986. Sirrocco, A. September 1989. 36 pp. (PHS) 89-1829. PB90-159385. PC A03 MF A01.  [\[PDF - 2.2 MB\]](#)


**No. 33.** Nursing Home Characteristics: 1986 Inventory of Long-Term Care Places. Sirrocco, A. March 1989. 39 pp. (PHS) 89-1828. PB91-241190. PC A03 MF A01.  [\[PDF - 2.3 MB\]](#)


**No. 32.** Nursing and Related Care Homes as Reported From the 1982 National Master Facility Inventory Survey. Roper, D. A. September 1986. 56 pp. (PHS) 86-1827. PB87-126363. PC A04 MF A01.  [\[PDF - 2.9 MB\]](#)


**No. 31.** Decennial Census Data for Selected Health Occupations: United States, 1980. Kapantais, G. G. December 1985. 61 pp. (PHS) 86-1826. PB87-117636. PC A04 MF A01.  [\[PDF - 4 MB\]](#)


**No. 30.** Trends in Nursing and Related Care Homes and Hospitals: United States, Selected Years 1969-80. Strahan, G. W. March 1984. 68 pp. (PHS) 84-1825. PB92-125335. PC A04 MF A01.  [\[PDF - 4 MB\]](#)

**No. 29.** Nursing and Related Care Homes as Reported From the 1980 NMFI Survey. Sirrocco, A. December 1983. 32 pp. (PHS) 84-1824. PB91-241380. PC A03 MF A01.  [\[PDF - 1.6 MB\]](#)


**No. 28.** Characteristics of Pharmacists: United States, 1978-79. Davis, P. H., Kapantais, G. G. January 1984. 49 pp. (PHS) 84-1823. PB91-241273. PC A04 MF A01.  [\[PDF - 3.1 MB\]](#)


**No. 27.** Characteristics of Registered Nurses, 1972 and 1977-78. Barbano, J. P., Graham, D., Checker, A. December 1982. 34 pp. (PHS) 83-1822. PB91-241398. PC A03 MF A01.  [\[PDF - 1.9 MB\]](#)


**No. 26.** National Inventory of Family Planning Services: 1978 Survey Results. Graves, E. February 1982. 41 pp. (PHS) 82-1821. PB91-241364. PC A03 MF A01.  [\[PDF - 2 MB\]](#)


**No. 25.** Employees in Nursing Homes in the United States: 1977 National Nursing Home Survey. Sirrocco, A. February 1981. 70 pp. (PHS) 81-1820. PB91-241166. PC A04 MF A01.  [\[PDF - 3.7 MB\]](#)

**No. 24.** Inpatient Health Facilities Statistics: United States, 1978. Strahan, G. W. March 1981. 62 pp. (PHS) 81-1819. PB91-241901. PC A04 MF A01. [PDF - 5.6 MB]

**No. 23.** Inpatient Health Facilities as Reported From the 1976 MFI Survey. Sutton, J. F., Sirrocco, A. January 1980. 73 pp. (PHS) 80-1818. PB80-140304. PC A03 MF A01. [PDF - 4.4 MB]


**No. 22.** Podiatry Workforce: Characteristics of the Provision of Patient Care: United States-1974. Zytneck, P. H. D., Stant, K. W., Barbano, J. P. August 1979. 53 pp. (PHS) 79-1817. PB92-125327. PC A04 MF A01. [PDF - 3.4 MB]

**No. 21.** Trends in the Podiatric Profession: A Comparative Study of 1970 and 1974 Survey Data. Greenberg, L. November 1978. 51 pp. (PHS) 79-1816. PB91-241349. PC A04 MF A01. [PDF - 2.8 MB]


**No. 20.** Employees in Nursing Homes in the United States: 1973-74 National Nursing Home Survey. Sirrocco, A. February 1979. 51 pp. (PHS) 79-1815. PB91-242222. PC A04 MF A01. [PDF - 2.9 MB]


**No. 19.** National Inventory of Family Planning Services: 1975 Survey Results. Morrow, D. L. April 1978. 41 pp. (PHS) 78-1814. PB91-241372. PC A03 MF A01. [PDF - 2.3 MB]


**No. 18.** Podiatry Manpower: A General Profile: United States, 1974. Stant, K., Handler, A. November 1978. 53 pp. (PHS) 79-1813. PB92-135276. PC A04 MF A01. [PDF - 3.2 MB]

**No. 17.** Nursing Homes in the United States: 1973-74, National Nursing Home Survey. Sirrocco, A., Koch, H. October 1977. 77 pp. (HRA) 78-1812. PB91-241208. PC A05 MF A01. [PDF - 3.6 MB]


**No. 16.** Inpatient Health Facilities as Reported From the 1973 MFI Survey. Sirrocco, A. May 1976. 71 pp. (HRA) 76-1811. HRP-0012624. PC A04 MF A01. [PDF - 4.3 MB]


**No. 15.** An Inventory of Family Planning Service Sites: Institutional Characteristics: United States-1974. Morrow, D. L., Koch, H. K. October 1975. 54 pp. (HRA) 76-1810. PB91-241356. PC A04 MF A01. PC A04 MF A01. [PDF - 3 MB]


**No. 14.** Characteristics of Patients Treated by Podiatrists: United States-1970. Koch, H. K., Phillips, H. M. August 1974. 35 pp. (HRA) 75-1809. PB92-125350. PC A03 MF A01. [PDF - 3.6 MB]


**No. 13.** Optometric Manpower: Characteristics of Optometric Practice: United States-1968. Koch, H. K., Phillips, H. M. June 1974. 88 pp. (HRA) 74-1808. PB91-241281. PC A05 MF A01. [PDF - 5.7 MB]


**No. 12.** Inpatient Health Facilities as Reported From the 1971 MFI Survey. Sirrocco, A. March 1974. 72 pp. (HRA) 74-1807. PB91-241174. PC A05 MF A01. [PDF - 4.5 MB]


**No. 11.** Podiatry Manpower: Characteristics of Clinical Practice: United States-1970. Koch, H. K., Phillips, H. M. March 1974. 78 pp. (HRA) 74-1806. PB-271373. PC A05 MF A01. [PDF - 4.4 MB]


**No. 10.** Podiatry Manpower: A General Profile: United States-1970. Koch, H.K., Phillips, H.M. August 1973. 58 pp. (HRA) 74-1805. PB92-125467. PC A04 MF A01. [PDF - 5.1 MB]

**No. 9.** Ophthalmology Manpower: Utilization of Supplementary Personnel: United States-1968. Koch, H. K. May 1973. 54 pp. (HSM) 73-1804. PB80-140296. PC A04 MF A01. [PDF - 4.8 MB]


**No. 8.** Optometrists Employed in Health Services: United States-1968. Mount, H. S., Hudson, B. L. March 1973. 55 pp. (HSM) 73-1803. PB81-205627. PC A04 MF A01. [PDF - 3.3 MB]

**No. 7.** Ophthalmology Manpower: Characteristics of Clinical Practice: United States-1968. Koch, H. K. March 1973. 58 pp. (HSM) 73-1802. PB81-205767. PC A04 MF A01. [PDF - 5.9 MB]


**No. 6.** Inpatient Health Facilities as Reported From the 1969 MFI Survey. Sirrocco, A. December 1972. 66 pp. (HSM) 73-1801. BP80-140312. PC A04 MF A01. [PDF - 5.8 MB]

**No. 5.** Ophthalmology Manpower, A General Profile: United States-1968. Koch, H. K. December 1972. 68 pp. (HSM) 73-1800. PB80-144108. PC A04 MF A01. [PDF - 4.2 MB]

**No. 4.** Inpatient Health Facilities as Reported From the 1967 MFI Survey. Sirrocco, A. June 1972. 47 pp. (HSM) 72-1065. PB80-140304. PC A03 MF A01. [PDF - 2.6 MB]


**No. 3.** Opticians Employed In Health Services: United States-1969. Mount, H. S. June 1972. 92 pp. (HSM) 72-1052. PB-271390. PC A05 MF A01. [PDF - 8.8 MB]


**No. 2.** Pharmacy Manpower: United States-1966. Reinhart, G. R. August 1969. 40 pp. (PHS) 1000. PB-27498. PB-274723. PC A03 MF A01. [PDF - 3.1 MB]


**No. 1.** Health Manpower: United States, 1965-1967. Pennell, M. Y. November 1968. 62 pp. (PHS) 1000. PB-271364. PB-271364. PC A04 MF A01. [PDF - 5.5 MB]

## Series 15. Data From Special Surveys

Statistics on health and health-related topics collected in special surveys that are not a part of the continuing data systems of the National Center for Health Statistics.

**No. 3.** Summary Statistics From the National Survey of Early Childhood Health, 2000. June 2002. 34 pp. (PHS) 2002-1164. [PDF - 3.4 MB]

**No. 2.** Basic Data From Wave I of the National Survey of Personal Health Practices and Consequences: United States, 1979. Schoenborn, C.A., Danchik, K.M., Elinson, J. August 1981. 33 pp. (PHS) 81-1163. PB83-117721. PC A03 MF A01. [PDF - 2.2 MB]

**No. 1.** Highlights From Wave I of the National Survey of Personal Health Practices and Consequences: United States, 1979. Danchik, K. M., Schoenborn, C. A., Elinson, J. June 1981. 59 pp. (PHS) 81-1162. PB81-242901. PC A04 MF A01. [PDF - 4.1 MB]

## Series 16. Compilations of Advance Data From Vital and Health Statistics

These reports provide early release of data from the health and demographic surveys of the National Center for Health Statistics. Many of these releases are followed by detailed reports in the Vital and Health Statistics Series.

**No. 27.** Advance Data From Vital and Health Statistics: Numbers 261 - 270. April 1996. 157 pp. (PHS) 96-1886. PB95-253506. PC A08 MF A02.  [\[PDF - 13 MB\]](#)

**No. 26.** Advance Data From Vital and Health Statistics: Numbers 251 - 260. July 1995. 152 pp. (PHS) 95-1885. PB95-253506. PC A08 MF A02.  [\[PDF - 13.1 MB\]](#)

**No. 25.** Advance Data From Vital and Health Statistics: Numbers 241 - 250. July 1995. 118 pp. (PHS) 95-1884. PB95-253522. PC A06 MF A02.  [\[PDF - 9.8 MB\]](#)

**No. 24.** Advance Data From Vital and Health Statistics: Numbers 231 - 240. July 1995. 126 pp. (PHS) 95-1883. PB95-253514. PC A07 MF A02.  [\[PDF - 9.8 MB\]](#)

**No. 23.** Advance Data From Vital and Health Statistics: Numbers 221 - 230. July 1995. 168 pp. (PHS) 95-1882. PB95-253308. PC A08 MF A02.  [\[PDF - 13.4 MB\]](#)

**No. 22.** Advance Data From Vital and Health Statistics: Numbers 211 - 220. May 1995. 131 pp. (PHS) 95-1881. PB95-241550. PC A07 MF A02.  [\[PDF 11 MB\]](#)

**No. 21.** Advance Data From Vital and Health Statistics: Numbers 201 - 210. July 1995. 148 pp. (PHS) 95-1880. PB95-239539. PC A08 MF A02.  [\[PDF - 17 MB\]](#)

**No. 20.** Advance Data From Vital and Health Statistics: Numbers 191 - 200. May 1995. 129 pp. (PHS) 95-1879. PB95-221131. PC A07 MF A02.  [\[PDF - 11 MB\]](#)

**No. 19.** Advance Data From Vital and Health Statistics: Numbers 181 - 190. May 1995. 111 pp. (PHS) 95-1878. PB95-226981. PC A06 MF A02.  [\[PDF - 9.7 MB\]](#)


**No. 18.** Advance Data From Vital and Health Statistics: Numbers 171 - 180. April 1995. 106 pp. (PHS) 95-1877. PB95-209904. PC A05 MF A01.  [\[PDF - 13 MB\]](#)


**No. 17.** Advance Data From Vital and Health Statistics: Numbers 161 - 170. April 1995. 152 pp. (PHS) 95-1873. PB95-215612. PC A08 MF A02.  [\[PDF - 12.3 MB\]](#)


**No. 16.** Advance Data From Vital and Health Statistics: Numbers 151 - 160. May 1995. 126 pp. (PHS) 95-1875. PB95-226031. PC A07 MF A02.  [\[PDF - 8.8 MB\]](#)


**No. 15.** Advance Data From Vital and Health Statistics: Numbers 141 - 150. April 1995. 119 pp. (PHS) 95-1874. PB95-210852. PC A06 MF A02.  [\[PDF - 9 MB\]](#)


**No. 14.** Advance Data From Vital and Health Statistics: Numbers 131 - 140. April 1995. 100 pp. (PHS) 95-1873. PB95-209912. PC A06 MF A02.  [\[PDF - 8.2 MB\]](#)


**No. 13.** Advance Data From Vital and Health Statistics: Numbers 121 - 130. December 1993. 106 pp. (PHS) 94-1872. PB94-139748. PC A06 MF A02.  [\[PDF - 8.6 MB\]](#)


**No. 12.** Advance Data From Vital and Health Statistics: Numbers 111 - 120. December 1993. 108 pp. (PHS) 94-1871. PB94-142874. PC A06 MF A02.  [\[PDF - 8.2 MB\]](#)

**No. 11.** Advance Data From Vital and Health Statistics: Numbers 101 - 110. December 1993. 93 pp. (PHS) 94-1870. PB94-135928. PC A05 MF A02.  [\[PDF - 8.5 MB\]](#)

**No. 10.** Advance Data From Vital and Health Statistics: Numbers 91 - 100. December 1993. 86 pp. (PHS) 94-1869. PB94-139029. PC A05 MF A01.  [\[PDF - 6.9 MB\]](#)


**No. 9.** Advance Data From Vital and Health Statistics: Numbers 81 - 90. December 1993. 108 pp. (PHS) 94-1868. PB94-143005. PC A06 MF A02.  [\[PDF - 8.3 MB\]](#)

**No. 8.** Advance Data From Vital and Health Statistics: Numbers 71 - 80. December 1993. 118 pp. (PHS) 94-1867. PB94-134277. PC A06 MF A02.  [\[PDF - 8.9 MB\]](#)

**No. 7.** Advance Data From Vital and Health Statistics: Numbers 61 - 70. December 1993. 102 pp. (PHS) 94-1866. PB94-129970. PC A05 MF A01.  [\[PDF - 6.9 MB\]](#)

**No. 6.** Advance Data From Vital and Health Statistics: Numbers 51-60. August 1991. 110 pp. (PHS) 91-1865. PB91-235515. PC A06 MF A02.  [\[PDF - 7.4 MB\]](#)

**No. 5.** Advance Data From Vital and Health Statistics: Numbers 41-50. January 1991. 84 pp. (PHS) 91-1864. PB91-216556. PC A05 MF A01.  [\[PDF - 6.6 MB\]](#)

**No. 4.** Advance Data From Vital and Health Statistics: Numbers 31-40. September 1990. 96 pp. (PHS) 90-1863. PB91-136184. PC A05 MF A01.  [\[PDF - 8.3 MB\]](#)














**No. 3.** Advance Data From Vital and Health Statistics: Numbers 21-30. May 1990. 90 pp. (PHS) 90-1862 PB90-208208. PC A05 MF A01.  [\[PDF - 5.8 MB\]](#)

**No. 2.** Advance Data From Vital and Health Statistics: Numbers 11-20. October 1989. 102 pp. (PHS) 90-1861. PB90-171695. PC A06 MF A02.  [\[PDF - 6.7 MB\]](#)


**No. 1.** Advance Data From Vital and Health Statistics: Numbers 1-10. May 1989. 97 pp. (PHS) 89-1860. PB90-160631. PC A06 MF A02.  [\[PDF - 7 MB\]](#)


## Series 20. Data on Mortality


Various statistics on mortality other than as included in regular annual or monthly reports. Special analyses by cause of death, age, and other demographic variables; geographic and time series analyses; and statistics on characteristics of death not available from the vital records based on sample surveys of those records.


- No. 32.** Autopsy Patterns in 2003. 27 pp. (PHS) 2007-1851.  [\[PDF - 745 KB\]](#)
- No. 31.** Medical and Life-style Risk Factors Affecting Fetal Mortality, 1989-90. 40 pp. (PHS) 96-1859.  [\[PDF - 336 KB\]](#)
- No. 30.** Fetal Mortality by Maternal Education and Prenatal Care, 1990. 36 pp. (PHS) 96-1858.  [\[PDF - 251 KB\]](#)
- No. 29.** Leading Causes of Death by Age, Sex, Race, and Hispanic Origin: United States, 1992. 102 pp. (PHS) 96-1857.  [\[PDF - 735 KB\]](#)
- No. 28.** Mortality Trends for Alzheimer's Disease, 1979-91. 31 pp. (PHS) 96-1856.  [\[PDF - 364 KB\]](#)
- No. 27.** Infant Mortality by Hispanic Origin of Mother: 20 States, 1985-87 Birth Cohorts. 52 pp. (PHS) 95-1855.  [\[PDF - 369 KB\]](#)
- No. 26.** Perinatal Mortality in the United States: 1985-91. 26 pp. (PHS) 95-1854.  [\[PDF - 422 KB\]](#)
- No. 25.** Effect on Mortality Rates of the 1989 Change in Tabulating Race. 34 pp. (PHS) 94-1853.  [\[PDF - 2 MB\]](#)
- No. 24.** Infant Mortality by Birthweight and Other Characteristics: United States, 1985 Birth Cohort. 42 pp. (PHS) 94-1852.  [\[PDF - 3.6 MB\]](#)
- No. 23.** Causes of Death Contributing to Changes in Life Expectancy: United States, 1984-89. 40 pp. (PHS) 94-1851.  [\[PDF - 2.5 MB\]](#)
- No. 22.** Mortality Surveillance System: Models from the Second Year. 91 pp. (PHS) 95-1859.  [\[PDF - 5.9 MB\]](#)
- No. 21.** Mortality Surveillance System: Models From the First Year. Chevarley, F. M., Godfrey, A. E., Rosenberg, H. M., Kochanek, K. D., Feinleib, M. May 1993. 79 pp. (PHS) 93-1858. PB93-190171. PC A06 MF A01.  [\[PDF - 5 MB\]](#)
- No. 20.** Trends in Infant Mortality by Cause of Death and Other Characteristics, 1960-88. MacDorman, M. F., Rosenberg, H. M. January 1993. 57 pp. (PHS) 93-1857. PB93-143303 PC A06 MF A01.  [\[PDF - 4.8 MB\]](#)





**No. 19.** National Mortality Followback Survey: 1986 Summary: United States. Seeman, I. September 1992. 262 pp. (PHS) 92-1856. PB 93-118222 PC A13 MF A03.  [\[PDF - 15 MB\]](#)


**No. 18.** Deaths of Hispanic Origin, 15 Reporting States, 1979-81. Maurer, J. D., Rosenberg, H. M., Keemer, J. B. December 1990. 83 pp. (PHS) 91- 1855. PB91-144535 PC A04 MF A01.  [\[PDF - 5.6 MB\]](#)


**No. 17.** Mortality From Diseases Associated with Smoking: United States, 1960-77. Klebba, A. J. January 1982. 85 pp. PB92-135342. PC A05 MF A01.  [\[PDF - 6.2 MB\]](#)


**No. 16.** Mortality Trends for Leading Causes of Death: United States-1950-69. Klebba, A. J., Maurer, J. D., Glass, E. J. March 1974. 79 pp. (HRA) 74-1853. PB-289265. PC A05 MF A01.  [\[PDF - 5.3 MB\]](#)


**No. 15.** Mortality Trends: Age, Color, and Sex: United States - 1950-69. Klebba, A. J., Maurer, J. D., Glass, E. J. November 1973. 46 pp. (HRA) 74-1852. PB-271358. PC A03 MF A01.  [\[PDF - 2.6 MB\]](#)


**No. 14.** A Study of Infant Mortality From Linked Records by Age of Mother, Total-Birth Order, and Other Variables: United States, 1960 Live-Birth Cohort. Vavra, H. M., Querec, L. J. September 1973. 59 pp. (HRA) 74-1851. PB-295322. PC A04 MF A01.  [\[PDF - 3.2 MB\]](#)


**No. 13.** A Study of Infant Mortality From Linked Records: Comparison of Neonatal Mortality From Two Cohort Studies: United States, January-March 1950 and 1960. Chase, H. C. June 1972. 107 pp. (HSM) 72-1056. PB-297113. PC A06 MF A02.  [\[PDF - 6.6 MB\]](#)

**No. 12.** A Study of Infant Mortality From Linked Records By Birth Weight, Period of Gestation, and Other Variables: United States, 1960 Live-Birth Cohort. Armstrong, R. J. May 1972. 97 pp. (PHS) 79-1055. PB-291614. PC A05 MF A02.  [\[PDF - 5.6 MB\]](#)


**No. 11.** Leading Components of Upturn in Mortality for Men: United States, 1952-67. Klebba, A. J. September 1971. 51 pp. (HSM) 72-1008. PB-260423. PC A03 MF A01.  [\[PDF - 4.1 MB\]](#)


**No. 10.** Diabetes Mellitus Mortality in the United States, 1950-67. Langberg, R. July 1971. 48 pp. (PHS) 1000 Ser. 2010. PB88-230164. PC A03 MF A01.  [\[PDF - 3.4 MB\]](#)


**No. 9.** Motor Vehicle Accident Deaths in the United States, 1950-67. Reese, B. F. December 1970. 46 pp. (PHS) 1000 Ser. 209. PB88-230156. PC A03 MF A01.  [\[PDF - 3.1 MB\]](#)


**No. 8b.** Mortality From Selected Causes by Marital Status: United States - Part B-For Women and Men of Other Races. Klebba, A. J. December 1970. 54 pp. (PHS) 1000. PB-295209. PC A04 MF A01. [PDF - 5 MB]


**No. 8a.** Mortality From Selected Causes by Marital Status: United States - Part A-For White Women and Men. Klebba, A. J. December 1970. 62 pp. (PHS) 1000. PB-267341. PC A04 MF A01. [PDF - 5.8 MB]

**No. 7.** A Study of Infant Mortality From Linked Records: Method of Study and Registration Aspects: United States, 1960 Live Birth Cohort. Chase, H.C. February 1970. 52 pp. (PHS) 1000. PB92-140284. PC A03 MF A01. [PDF - 4.6 MB]

**No. 6.** Homicide in the United States 1950-1964. Langberg, R. October 1967. 40 pp. (PHS) 1000. PB-260422. PC A03 MF A01. [PDF - 4.6 MB]

**No. 5.** Suicide in the United States 1950-1964. Massey, J. T. August 1967. 41 pp. PB90-200122. PC A04 MF A01. [PDF - 2.6 MB]

**No. 4.** Mortality From Diseases Associated With Smoking: United States, 1950-64. Klebba, A. J. October 1966. 52 pp. (PHS) 1000. PB-281591. PC A04 MF A01. [PDF - 3 MB]

**No. 3.** Infant, Fetal, and Maternal Mortality: United States-1963. McCarthy, M. A. September 1966. 72 pp. (PHS) 1000. PB-281688. PC A04 MF A01. [PDF - 5.2 MB]


**No. 2.** Mortality Trends in the United States 1954-1963. Klebba, A. J. June 1966. 65 pp. (PHS) 1000. PB-281609. PC A04 MF A01. [PDF - 5.5 MB]<

**No. 1.** Infant Mortality Trends, United States and Each State, 1930-1964. November 1965. 76 pp. (PHS) 1000. PB-281629. PC A05 MF A01. [PDF - 3.1 MB]


## Series 21. Data on Natality, Marriage, and Divorce

Reports of special indepth analysis of birth, marriage, and divorce data by numerous variables.

**No. 57.** Birth and Fertility Rates for States by Hispanic Origin Subgroups: United States, 1990 and 2000. 102 pp. (PHS) 2006-1935.  [\[PDF - 5.1 MB\]](#)

**No. 56.** Trends in Pregnancies and Pregnancy Rates by Outcome: Estimates for the United States, 1976-96. 56 pp. (PHS) 2000-1934. GPO stock number 017-022-01477-7.  [\[PDF - 348 KB\]](#)


**No. 55.** Triplet Births: Trends and Outcomes, 1971-94. 28 pp. (PHS) 97-1933. GPO stock number 017-022-01362-2.  [\[PDF - 216 KB\]](#)


**No. 54.** Prenatal Care in the United States, 1980-94. 25 pp. (PHS) 96-1932. GPO stock number 017-022-01348-7.  [\[PDF - 188 KB\]](#)


**No. 53.** Births to Unmarried Mothers: United States, 1980-92. 62 pp. (PHS) 95-1931. GPO stock number 017-022-01299-5.  [\[PDF - 399 KB\]](#)


**No. 52.** Birth and Fertility Rates for States: United States, 1990. 58 pp. (PHS) 95-1930. GPO stock number 017-022-01280-4.  [\[PDF - 294 KB\]](#)


**No. 51.** Cesarean Delivery in the United States, 1990. 31 pp. (PHS) 94-1929. GPO stock number 017-022-01253-7. NTIS order number PB94-168234 price code PC A03 MF A01.  [\[PDF - 1.8 MB\]](#)


**No. 50.** Health and Demographic Characteristics of Twin Births: United States, 1988. Taffel, S. M. June 1992. 25 pp. (PHS) 92- 1928. PB93-183275. PC A03 MF A01.  [\[PDF - 1.1 MB\]](#)














**No. 49.** Birth and Fertility Rates by Education: 1980 and 1985. Lewis, C., Ventura, S. October 1990. 47 pp. (PHS) 91- 1927. PB91-109108. PC A03 MF A01.  [\[PDF - 2.4 MB\]](#)













**No. 48.** Trends in Low Birth Weight: United States, 1975-85. Taffel, S. M. October 1989. 37 pp. (PHS) 89-1926. PB90-158882. PC A03 MF A01.  [\[PDF - 3.1 MB\]](#)















**No. 47.** Trends and Variations in First Births to Older Women 1970-86. Ventura, S. J. June 1989. 34 pp. (PHS) 89-1925. PB90-158874. PC A03 MF A01.  [\[PDF - 1.8 MB\]](#)


**No. 46.** Children of Divorce. London, K. A. January 1989. 32 pp. (PHS) 89-1924. PB92-135334. PC A03 MF A01.  [\[PDF - 1.5 MB\]](#)


**No. 45.** Remarriages and Subsequent Divorces: United States. Wilson, B. F. January 1989. 40 pp. (PHS) 89-1923. PB90-160177. PC A03 MF A01.  [\[PDF - 2.5 MB\]](#)


- No. 44.** Maternal Weight Gain and the Outcome of Pregnancy: United States 1980. Taffel, S. M. June 1986. 32 pp. (PHS) 86-1922. PB87-113486. PC A03 MF A01.  [PDF - 3.1 MB]
- No. 43.** Teenage Marriage and Divorce: United States, 1970-81. Wilson, B. F. September 1985. 30 pp. (PHS) 85-1921. PB86-132727. PC A03 MF A01.  [PDF - 1.6 MB]
- No. 42.** Birth and Fertility Rates for States: United States, 1980. Taffel, S. September 1984. 37 pp. (PHS) 84-1920. PB88-228556. PC A03 MF A01.  [PDF - 1.9 MB]
- No. 41.** Trends in Teenage Childbearing: United States, 1970-81. Ventura, S. J. September 1984. 28 pp. (PHS) 84-1919. PB88-230149. PC A03 MF A01.  [PDF - 1.2 MB]
- No. 40.** Midwife and Out-of-Hospital Deliveries: United States. Taffel, S. February 1984. 49 pp. (PHS) 84-1918. PB86-151867. PC A04 MF A01.  [PDF - 4.9 MB]
- No. 39.** Interval Between Births: United States, 1970-77. Spratley, E., Taffel, S. August 1981. 54 pp. (PHS) 81-1917. PB92-135292. PC A04 MF A01.  [PDF - 3.2 MB]
- No. 38.** Duration of Marriage Before Divorce: United States. Plateris, A. A. July 1981. 39 pp. (PHS) 81-1916. PB83-156620. PC A03 MF A01.  [PDF - 2.1 MB]
- No. 37.** Factors Associated With Low Birth Weight: United States, 1976. Taffel, S. April 1980. 45 pp. (PHS) 80-1915. PB92-135292. PC A04 MF A01.  [PDF - 2.8 MB]
- No. 36.** Trends and Differentials in Births to Unmarried Women: United States, 1970-76. Ventura, S. J. May 1980. 83 pp. (PHS) 79-1914. PB83-224972. PC A05 MF A01.  [PDF - 5.8 MB]
- No. 35.** First Marriages: United States, 1968-1976. Wilson, B. F., Hume, E. September 1979. 47 pp. (PHS) 79-1913. PB83-225953. PC A03 MF A01.  [PDF - 2.6 MB]
- No. 34.** Divorces by Marriage Cohort. Plateris, A. A. August 1979. 35 pp. (PHS) 79-1912. PB83-224964. PC A03 MF A01.  [PDF - 2 MB]
- No. 33.** Prenatal Care: United States, 1969-1975. Taffel, S. September 1978. 48 pp. (PHS) 78-1911. PB83-225128. PC A03 MF A01.  [PDF - 3.1 MB]
- No. 32.** Wanted and Unwanted Childbearing in the United States, 1968, 1969, and 1972 National Natality Surveys. Weller, R. H., Heuser, R. L. September 1978. 62 pp. (PHS) 78-1918. PB83-224816. PC A04 MF A01.  [PDF - 3.8 MB]


- No. 31.** Congenital Anomalies and Birth Injuries Among Live Births: United States, 1973-74. Taffel, S. November 1978. 66 pp. (PHS) 79-1909. PB83-224022. PC A04 MF A01. [PDF - 4.2 MB]
- No. 30.** Characteristics of Births: United States, 1973-1975. Querec, L., Spratley, E. September 1978. 58 pp. (PHS) 78-1908. PB80-222169. PC A04 MF A01. [PDF - 3.4 MB]
- No. 29.** Divorces and Divorce Rates: United States. Plateris, A. A. March 1978 (Reprinted April 1980). 65 pp. (PHS) 78-1907. PB83-224030. PC A04 MF A01. [PDF - 3.8 MB]
- No. 28.** Trends in Fertility in the United States. Taffel, S. September 1977. 48 pp. (HRA) 78-1906. PB80-222136. PC A03 MF A01. [PDF - 2.7 MB]
- No. 27.** Birth and Fertility Rates for States and Metropolitan Areas: United States. Spratley, E. September 1977. 55 pp. (HRA) 78-1905. PB83-224048. PC A04 MF A01. [PDF - 3.7 MB]
- No. 26.** Selected Vital and Health Statistics In Poverty and Nonpoverty Areas of 19 Large Cities: United States, 1969-71. Ventura, S. J., Taffel, S. M., Spratley, E. November 1975. 67 pp. (HRA) 76-1904. [PDF - 4.2 MB]
- No. 25.** Remarriages: United States. Williams, K. M., Kuhn, R. P. December 1973. 34 pp. (HRA) 74-1903. PB92-135763. PC A03 MF A01. [PDF - 1.9 MB]
- No. 24.** 100 Years of Marriage and Divorce Statistics: United States, 1867-1967. Plateris, A. A. December 1973. 68 pp. (HRA) 74-1902. PB92-135284. PC A04 MF A01. [PDF - 4.2 MB]
- No. 23.** Teenagers: Marriages, Divorces, Parenthood, and Mortality. Hetzel, A. M., Copetta, M. August 1973. 48 pp. (HRA) 74-1901. PB83-192708. PC A03 MF A01. [PDF - 4.5 MB]
- No. 22.** Divorces: Analysis of Changes: United States, 1969. Plateris, A. A. April 1973. 64 pp. (HSM) 73-1900. PB82-2250960. PC A04 MF A01. [PDF - 3.5 MB]
- No. 21.** Marriages, Trends and Characteristics: United States. Hetzel, A. M., Capetta, M. September 1971. 42 pp. (HSM) 72-1007. PB-260529. PC A03 MF A01. [PDF - 2.7 MB]
- No. 20.** Increases in Divorces: United States - 1967. Plateris, A. A. December 1970. 25 pp. (PHS) 1000. PB92-135268. PC A03 MF A01. [PDF - 1.4 MB]


- No. 19.** Natality Statistics Analysis: United States, 1965-1967. Heuser, R. L., Ventura, S. J., Godley, F. H. May 1970. 48 pp. (PHS) 1000. PB-295343. PC A03 MF A01. [PDF - 3.8 MB]
- No. 18.** Children of Divorced Couples: United States, Selected Years. Plateris, A. A. February 1970. 46 pp. (PHS) 1000. PB-271363. PC A03 MF A01. [PDF - 3.6 MB]
- No. 17.** Divorce Statistics Analysis: United States, 1964 and 1965. Plateris, A. A. October 1969. 66 pp. (PHS) 1000. PB-294936. PC A04 MF A01. [PDF - 5.3 MB]
- No. 16.** Marriage Statistics Analysis: United States, 1963. Ortmeyer, C. E., Kuhn, R. P. September 1968. 47 pp. (PHS) 1000. PB-289275. PC A03 MF A01. [PDF - 4.1 MB]
- No. 15.** Trends in Illegitimacy: United States, 1940-1965. Clague, A. J., Ventura, S. J. February 1968. 99 pp. (PHS) 1000. PB80-133515. PC A05 MF A01. [PDF - 5.9 MB]
- No. 14.** Multiple Births: United States - 1964. Heuser, R. L. October 1967. 56 pp. (PHS) 1000. PB-274791. PC A04 MF A01. [PDF - 5.2 MB]
- No. 13.** Divorce Statistics Analysis: United States-1963. Plateris, A. A. October 1967. 65 pp. (PHS) 1000. PB-277053. PC A05 MF A01. [PDF - 6.2 MB]
- No. 12.** Fertility and Education Attainment, Puerto Rico - 1962. Godley, F. H. September 1967. 28 pp. (PHS) 1000. PB-274817. PC A03 MF A01. [PDF - 2.1 MB]
- No. 11.** Natality Statistics Analysis: United States-1964. Campbell, A. A., Clague, A., Godley, F. February 1967. 48 pp. (PHS) 1000. PB-295342. PC A03 MF A01. [PDF - 3.8 MB]
- No. 10.** Marriage Statistics Analysis: United States, 1962. Ortmeyer, C. E., Whiteman, E. F. January 1967. 38 pp. (PHS) 1000. PB-274786. PC A03 MF A01. [PDF - 3.2 MB]
- No. 9.** Seasonal Variation of Births: United States, 1933-63. Rosenberg, H. M. May 1966. 65 pp. (PHS) 1000. PB-274763. PC A04 MF A01. [PDF - 7 MB]
- No. 8.** Natality Statistics Analysis: United States-1963. Campbell, A. A., Clague, A., Godley, F., Rosenberg, H. M. March 1966. 39 pp. (PHS) 1000. PB-274694. PC A03 MF A01. [PDF - 3 MB]
- No. 7.** Divorce Statistics Analysis: United States-1962. Broel-Pateris, A. A. December 1965. 63 pp. (PHS) 1000. PB-274790. PC A04 MF A01. [PDF - 5.4 MB]
- No. 6.** Weight at Birth and Cause of Death in the Neonatal Period: United States, Early 1950. Shaprio, S., Unger, J. July 1965. 81 pp. (PHS) 1000. PB-274701. PC A05 MF A01. [PDF - 8.4 MB]

**No. 5.** Weight at Birth and Survival of the Newborn By Age of Mother and Total-Birth Order: United States, Early 1950. Loeb, J. July 1965. 56 pp. (PHS) 1000. PB-281667. PC A04 MF A01. [PDF - 6.7 MB]

**No. 4.** Weight at Birth and Survival of the Newborn By Geographic Divisions and Urban Rural Areas: United States, Early 1950. Unger, J. July 1965. 70 pp. (PHS) 1000. PB-281666. PC A04 MF A01. [PDF - 12 MB]


**No. 3.** Weight at Birth and Survival of the Newborn: United States, Early 1950. Shapiro, S., Unger, J. July 1965. 35 pp. (PHS) 1000. PB-274788. PC A03 MF A01. [PDF - 3.7 MB]


**No. 2.** Demographic Characteristics of Persons Married Between January 1955 and June 1958: United States. Ortmeyer, C. E. April 1965. 48 pp. (PHS) 1000. PB-274818. PC A03 MF A01. [PDF - 2.8 MB]


**No. 1.** Natality Statistics Analysis: United States-1962. Lunde, A. S., Okada, L. M., Rosenberg, H. M. October 1964. 77 pp. (PHS) 1000. PB-274778. PC A04 MF A01. [PDF - 7.6 MB]


## Series 22. Data from the National Natality and Mortality Surveys


Discontinued after No. 15. Reports based on sample surveys of death records now appear in Series 20, and those based on sample surveys of birth records now appear in Series 21.


**No. 15.** Infant Mortality Rates: Relationships With Mother's Reproductive History, United States. MacMahon, B., Kovar, M. G., Feldman, J. J. April 1973. 63 pp. (HSM) 73-1976. PB-289274. PC A04 MF A01. [PDF - 3.4 MB]


**No. 14.** Infant Mortality Rates: Socioeconomic Factors, United States. MacMahon, B., Kovar, M. G., Feldman, J. J. March 1972. 74 pp. (HSM) 72-1045. PB-238561. PC A04 MF A01. [PDF - 5.8 MB]


**No. 13.** Differentials in Expectation of Additional Children Among Mothers of Legitimate Live Births, United States, 1964-1966. Kovar, M. G. February 1972. 56 pp. (HSM) 72-1044. PB-237329 PC A04 MF A01. [PDF - 4.6 MB]


**No. 12.** Health Insurance Coverage for Maternity Care: Legitimate Live Births, United States, 1964-1966. Barton, W. I. October 1971. 59 pp. (HSM) 72-1009. PB-274693. PC A04 MF A01. [PDF - 5.3 MB]

**No. 11.** Expenses for Hospital and Institutional Care During the Last Year of Life for Adults Who Died in 1964 or 1965, United States. Timmer, E. J., Kovar, M. G. March 1971. 76 pp. (PHS) 1000. PB-295205. PC A05 MF A01. [PDF - 4.8 MB]


**No. 10.** Health Insurance Coverage of Adults Who Died in 1964 or 1965, United States. Timmer, E. J. October 1969. 54 pp. (PHS) 1000. PB-274782. PC A04 MF A01. [PDF - 3.6 MB]


**No. 9.** Socioeconomic Characteristics of Deceased Persons, United States, 1962-1963 Deaths. Mathis, E. S. February 1969. 46 pp. (PHS) 1000. PB-274709. PC A03 MF A01. [PDF - 2.8 MB]


**No. 8.** Variations in Birth Weight, Legitimate Live Births, United States, - 1963. Kovar, M. G. November 1968. 41 pp. (PHS) 1000. PB-283024. PC A03 MF A01. [PDF - 3.3 MB]


**No. 7.** Employment During Pregnancy, Legitimate Live Births, United States - 1963. Kovar, M. G. September 1968. 36 pp. (PHS) 1000. PB-281669. PC A03 MF A01. [PDF - 2.8 MB]





**No. 6.** Educational Attainment of Mother and Family Income: White Legitimate Births, United States - 1963. Wunderlich, G. S. August 1968. 52 pp. (PHS) 1000. PB-274711. PC A04 MF A01. [PDF - 4.2 MB]

**No. 5.** Medical X-ray Visits and Examinations During Pregnancy, United States 1963. Brown, M. L., Nelson, A. B. June 1968. 47 pp. (PHS) 1000. PB-281668. PC A04 MF A01. [PDF - 3.5 MB]

**No. 4.** Visits for Medical and Dental Care During the Year Preceding Childbirth, United States - 1963 Births. Kovar, M. G. May 1968. 66 pp. (PHS) 1000. PB-271406. PC A04 MF A01. [PDF - 5.2 MB]

**No. 3.** Methods and Response Characteristics, National Natality Survey, United States, 1963. Wunderlich, G. S. September 1966. 42 pp. (PHS) 1000. PB-274692. PC A03 MF A01. [PDF - 3 MB]


**No. 2.** Episodes and Duration of Hospitalization in the Last Year of Life, United States - 1961. Wunderlich, G. S., Sutton, G. F. June 1966. 56 pp. (PHS) 1000. PB-271384. PC A04 MF A01. [PDF - 3.6 MB]

**No. 1.** Hospitalization in the Last Year of Life, United States-1961. Sutton, G. F. September 1965. 54 pp. (PHS) 1000. PB-281553. PC A04 MF A01. [PDF - 3.4 MB]


## Series 23. Data From the National Survey of Family Growth

Earlier reports are based on data collected in periodic surveys of a nationwide probability sample of persons in the civilian, noninstitutionalized population of the U.S. Cycles 1-5 in 1973-1995 surveyed women 15-44 years of age, and Cycle 6 in 2002 surveyed both men and women in this age group. The more recent reports are based on data collected since 2006 when the NSFG went to a continuous survey design.


**No. 31.** Teenagers in the United States: Sexual Activity, Contraceptive Use, and Childbearing, 2006-2010 National Survey of Family Growth. (PHS) 2012-1983. 44 pp.

 [\[PDF - 692 KB\]](#)

**No. 30.** Teenagers in the United States: Sexual Activity, Contraceptive Use, and Childbearing, National Survey of Family Growth 2006-2008. (PHS) 2011-1982. 57 pp.


 [\[PDF - 775 KB\]](#)

**No. 29.** Use of Contraception in the United States: 1982-2008. (PHS) 2010-1981. 54 pp.

 [\[PDF - 1.5 MB\]](#)

**No. 28.** Marriage and Cohabitation in the United States: A Statistical Portrait Based on Cycle 6 (2002) of the National Survey of Family Growth. (PHS) 2010-1980. 55 pp. 


[\[PDF - 806 MB\]](#)

**No. 27.** Adoption Experiences of Women and Men and Demand for Children to Adopt by Women 18-44 Years of Age in the United States, 2002. (PHS) 2006-1979. 45 pp. 


[\[PDF - 1.7 MB\]](#)

**No. 26.** Fertility, Contraception, and Fatherhood: Data on Men and Women From Cycle 6 (2002) of the National Survey of Family Growth. (PHS) 2006-1978. 156 pp. 

[\[PDF - 3.4 MB\]](#)


**No. 25.** Fertility, Family Planning, and Reproductive Health of U.S. Women: Data from the 2002 National Survey of Family Growth. (PHS) 2006-1977. 174 pp. 

[\[PDF - 4.8 MB\]](#)


**No. 24.** Teenagers in the United States: Sexual Activity, Contraceptive Use, and Childbearing, 2002. (PHS) 2003-1976. 58 pp. 













[\[PDF - 3.1 MB\]](#)


**No. 23.** Community Environment and Women's Health Outcomes: Contextual Data.


(PHS) 2003-1999. 81 pp.  [\[PDF - 5.3 MB\]](#)

**No. 22.** Cohabitation, Marriage, Divorce, and Remarriage in the United States. (PHS)

98-1998. 87 pp. 103.  [\[PDF - 5.5 MB\]](#)


- No. 21.** Sexual Activity and Contraceptive Practices Among Teenagers in the United States, 1985 and 1995. (PHS) 98-1997. 87 pp.  [\[PDF - 632 KB\]](#)
- No. 20.** Surgical Sterilization in the United States: Prevalence and Characteristics, 1965-95. (PHS) 98-1996. 40 pp. GPO stock number 017-022-01423-8.  [\[PDF - 289 KB\]](#)
- No. 19.** Fertility, Family Planning, and Women's Health: New Data From the 1995 National Survey of Family Growth. (PHS) 97-1995. 125 pp. GPO stock number 017-022-01376-2.  [\[PDF - 830 KB\]](#)
- No. 18.** Health Aspects of Pregnancy and Childbirth: United States, 1982-88. 82 pp. (PHS) 95-1994. GPO stock number 017-022-01318-5.  [\[PDF - 689 KB\]](#)
- No. 17.** Birth Expectations of Women in the United States, 1973-88. 41 pp. (PHS) 95-1993. GPO stock number 017-022-01286-3.  [\[PDF - 373 KB\]](#)
- No. 16.** Health Aspects of Pregnancy and Childbirth: United States, 1982. Pamuk, E. R., Mosher, W. D. December 1988. 82 pp. (PHS) 89-1992. PB90-158866. PC A05 MF A01.  [\[PDF - 5.5 MB\]](#)
- No. 15.** Married and Unmarried Couples: United States, 1982. Bachrach, C. A., Horn, M. C. July 1987. 61 pp. (PHS) 82-1991. PB92-157890. PC A04 MF A01.  [\[PDF - 4 MB\]](#)
- No. 14.** Fecundity, Infertility, and Reproductive Health in the United States, 1982. Mosher, W. D., Pratt, W. F. May 1987. 59 pp. PB88-228721. PC A04 MF A01.  [\[PDF - 4 MB\]](#)
- No. 13.** Use of Services for Family Planning and Infertility: United States, 1982. Horn, M. C., Mosher, W. D. December 1986. 67 pp. (PHS) 87-1989. PB88-228028. PC A04 MF A01.  [\[PDF - 5.1 MB\]](#)
- No. 12.** Contraceptive Use: United States, 1982. Mosher, W. D., Bachrach, C. A. September 1986. 59 pp. (PHS) 86-1988. PB87-126314. PC A04 MF A01.  [\[PDF - 3.9 MB\]](#)
- No. 11.** Reproductive Impairments Among Married Couples: United States. Mosher, W. D., Pratt, W. F. December 1982. 58 pp. PB88-160064. PC A04 MF A01.  [\[PDF - 3.9 MB\]](#)
- No. 10.** Trends in Contraceptive Practice: United States, 1965-76. Mosher, W. D., Westoff, C. F. February 1982. 54 pp. (PHS) 82-1986. PB92-140300. PC A04 MF A01.  [\[PDF - 3.8 MB\]](#)

**No. 9.** Working Women and Childbearing: United States. Groat, H. T., Wicks, J. W., Neal, A. G., Hendershot, G. E. February 1982. 60 pp. (PHS) 82-1985. PB92-143106. PC A04 MF A01. [PDF - 4 MB]


**No. 8.** Use of Services for Family Planning and Infertility: United States. Hendershot, G. E., Bauman, K. E. December 1981. 48 pp. (PHS) 82-1984. PB88-228010. PC A03 MF A01. [PDF - 3.2 MB]

**No. 7.** Contraceptive Utilization: United States, 1976. Mosher, W. D. March 1981. 58 pp. (PHS) 81-1983. PB91-208256. PC A04 MF A01. [PDF - 3.9 MB]


**No. 6.** Socioeconomic Differentials and Trends in the Timing of Births. Ford, K. February 1981. 56 pp. (PHS) 81-1982. PB92-152552. PC A04 MF A01. [PDF - 3.1 MB]

**No. 5.** Contraceptive Efficacy Among Married Women Aged 15-44 Years: United States. Vaughan, B., Trussell, J., Menken, J., Jones, E. F., Grady, W. May 1980. 70 pp. (PHS) 80-1981. PB88-228739. PC A04 MF A01. [PDF - 5 MB]

**No. 4.** Patterns of Employment Before and After Childbirth: United States, 1980. Bumpass, L. L., Sweet, J. A. January 1980. 58 pp. (PHS) 80-1980. PB92-152545. PC A04 MF A01. [PDF - 3.8 MB]

**No. 3.** Trends in Breast Feeding Among American Mothers. Hirschman, C., Hendershot, G. E. November 1979. 46 pp. (PHS) 79-1979. PB92-157882. PC A03 MF A01. [PDF - 3.2 MB]

**No. 2.** Contraceptive Utilization: United States. Ford, K. September 1979. 55 pp. (PHS) 79-1978. PB92-157916. PC A04 MF A01. [PDF - 3 MB]

**No. 1.** Utilization of Family Planning Services by Currently Married Women 15-44 Years of Age: United States, 1973. Notzon, F. November 1977. 43 pp. (PHS) 78-1977. PB92-157924. PC A03 MF A01. [PDF - 2.3 MB]

## Series 24. Compilations of Data on Natality, Mortality, Marriage, and Divorce


Advance reports of births, deaths, marriages, and divorces are based on final data from the National Vital Statistics System that were published as special reports to the *National Vital Statistics Reports* (NVSR). These reports provide highlights and summaries of detailed data subsequently published in annual volumes of *Vital Statistics of the United States*. Other special reports provide selected findings based on data from the National Vital Statistics System and may be followed by detailed reports in Series 20 or 21.

**No. 8.** Supplements to the Monthly Vital Statistics Report. October 1996. 320 pp. (PHS) 96-1958.  [\[PDF - 37.9 MB\]](#)

**No. 7.** Supplements to the Monthly Vital Statistics Report: Advance Reports, 1991 and 1992. October 1996. 280 pp. (PHS) 96-1957.  [\[PDF - 35.9 MB\]](#)

**No. 6.** Supplements to the Monthly Vital Statistics Report: Advance Reports, 1989 and 1990. October 1996. 274 pp. (PHS) 96-1956.  [\[PDF - 36.2 MB\]](#)

**No. 5.** Supplements to the Monthly Vital Statistics Report: Advance Reports, 1988. October 1996. 99 pp. (PHS) 96-1955.  [\[PDF - 11.6 MB\]](#)

**No. 4.** Supplements to the Monthly Vital Statistics Report: Advance Reports, 1987. September 1990. 147 pp. (PHS) 90-1954 PB92-143163. PC A06 MF A02.  [\[PDF 18.4 MB\]](#)

**No. 3.** Supplements to the Monthly Vital Statistics Report: Advance Reports, 1986. May 1990. 149 pp. (PHS) 90-1953. PB90-218736. PC A07 MF A01.  [\[PDF - 18.1 MB\]](#)

**No. 2.** Supplements to the Monthly Vital Statistics Report. May 1989. 119 pp. (PHS) 89-1952. PB92-143163. PC A06 MF A02.  [\[PDF - 9.8 MB\]](#)


**No. 1.** Supplements to the Monthly Vital Statistics Report. May 1989. 135 pp. (PHS) 89-1951. PB90-161795. PC A07 MF A02.  [\[PDF - 15.2 MB\]](#)


---


## Vital Statistics of the United States: 1975-1979

---


Annual reports that present detailed vital statistics data, including natality, mortality, marriage and divorce. These reports are available for download. Some are available as bound volumes in many large public and university libraries.


**Vital Statistics of the United States, 1979.** Volume III, Marriage and Divorce. 1984. 158 pp. [PDF - 13.5 MB]


**Vital Statistics of the United States, 1979.** Volume II, Mortality, Part B. 1984. 674 pp. [PDF - 63.5 MB]

**Vital Statistics of the United States, 1979.** Volume II, Mortality, Part A. 1984. 581 pp. [PDF - 53.4 MB]


**Vital Statistics of the United States, 1979.** Volume I, Natality. 1984. 372 pp. [PDF - 32.4 MB]


**Vital Statistics of the United States, 1978.** Volume III, Marriage and Divorce. 1982. 158 pp. [PDF - 13.4 MB]


**Vital Statistics of the United States, 1978.** Volume II, Mortality, Part B. 1981. 715 pp. [PDF - 61.4 MB]

**Vital Statistics of the United States, 1978.** Volume II, Mortality, Part A. 1982. 568 pp. [PDF - 45.2 MB]

**Vital Statistics of the United States, 1978.** Volume I, Natality. 1982. 370 pp. [PDF - 33.1 MB]


**Vital Statistics of the United States, 1977.** Volume III, Marriage and Divorce. 1981. 160 pp. [PDF - 12.7 MB]


**Vital Statistics of the United States, 1977.** Volume II, Mortality, Part B. 1980. 715 pp. [PDF - 57 MB]


**Vital Statistics of the United States, 1977.** Volume II, Mortality, Part A. 1981. 568 pp. [PDF - 46 MB]


**Vital Statistics of the United States, 1977.** Volume I, Natality. 1981. 364 pp. [PDF - 31.6 MB]


**Vital Statistics of the United States, 1976.** Volume III, Marriage and Divorce. 1980. 160 pp. [PDF - 12.6 MB]


**Vital Statistics of the United States, 1976.** Volume II, Mortality, Part B. 1979. 713 pp.  [\[PDF - 66.8 MB\]](#)


**Vital Statistics of the United States, 1976.** Volume II, Mortality, Part A. 1980. 568 pp.  [\[PDF - 49.1 MB\]](#)

**Vital Statistics of the United States, 1976.** Volume I, Natality. 1980. 356 pp.  [\[PDF - 33.1 MB\]](#)

**Vital Statistics of the United States, 1975.** Volume III, Marriage and Divorce. 1979. 156 pp.  [\[PDF - 14.1 MB\]](#)

**Vital Statistics of the United States, 1975.** Volume II, Mortality, Part B. 1977. 715 pp.  [\[PDF - 59.1 MB\]](#)

**Vital Statistics of the United States, 1975.** Volume II, Mortality, Part A. 1979. 567 pp.  [\[PDF - 44.2 MB\]](#)


**Vital Statistics of the United States, 1975.** Volume I, Natality. 1978. 390 pp.  [\[PDF - 31.6 MB\]](#)

---


## Vital Statistics of the United States: 1980-2003


---


### Vital Statistics of the United States, 2003, Volume I, Natality

This Internet release of *Vital Statistics of the United States, 2003, Volume I, Natality*, includes a total of 32 tables. The [2003 Natality Technical Appendix](#)  [\[PDF - 1.3 MB\]](#) describes the data contained in the tables in this Internet release.

















#### List of detailed tables

1-1. Live births, birth rates, and fertility rates, by race: United States, 1909-2003.  [\[PDF - 70 KB\]](#)

1-2. First birth rates by age of mother, according to race and Hispanic origin: United States, specified years, 1940-55 and each year 1960-2003.  [\[PDF - 284 KB\]](#)


1-3. Birth rates by live-birth order and race: United States, specified years 1940-55 and each year 1960-2003.  [\[PDF - 200 KB\]](#)


1-4. Birth rates by live-birth order and Hispanic origin of mother and by race for mothers of non-Hispanic origin: United States, 1990-2003.  [\[PDF - 57 KB\]](#)


- 1-5. Median age of mother by live-birth order, according to race and Hispanic origin: United States, specified years, 1940-2003.  [\[PDF - 334 KB\]](#)
- 1-6. Mean age of mother by live-birth order, according to race and Hispanic origin of mother: United States, 1968-2003.  [\[PDF - 15 KB\]](#)
- 1-7. Total fertility rates and birth rates, by age of mother and race: United States, 1940-2003.  [\[PDF - 274 KB\]](#)
- 1-8. Fertility rates: United States, each division and state, 1985-2003.  [\[PDF - 21 KB\]](#)
- 1-9. Live births by State of occurrence distributed according to resident status: United States and each state, 2003.  [\[PDF - 623 KB\]](#)
- 1-10. Live births by single year of age of mother and live-birth order, by race and Hispanic origin of mother: United States, 2003.  [\[PDF - 371 KB\]](#)
- 1-11. Live births by specified race or national origin and Hispanic origin of mother and father: United States, 2003.  [\[PDF - 24 KB\]](#)
- 1-12. Live births by race and Hispanic origin of mother: United States and each state, 2003.  [\[PDF - 200 KB\]](#)
- 1-13. Live births by age, race and Hispanic origin of mother: United States and each state, 2003.  [\[PDF - 459 KB\]](#)
- 1-14. Live Births by Race and Hispanic Origin of Mother by Age of Mother for Metropolitan Areas of the United States: 2003.  [\[PDF - 198 KB\]](#)
- 1-15. Live Births by Race and Hispanic Origin of Mother by Age of Mother for Cities of 100,000 or More: United States, 2003.  [\[PDF - 149 KB\]](#)
- 1-16. Live births by day of birth: United States, 2003.  [\[PDF - 52 KB\]](#)
- 1-17. Number and percent of births to unmarried women, by race and Hispanic origin: United States, 1940-2003.  [\[PDF - 59 KB\]](#)
- 1-18. Birth rates for unmarried women by age of mother, according to race and Hispanic origin: United States, specified years 1940-55 and each year 1960-2003.  [\[PDF - 200 KB\]](#)
- 1-19. Birth rates for married women by age of mother, according to race and Hispanic origin: United States, 1950 and 1955 and each year 1960-2003.  [\[PDF - 169 KB\]](#)
- 1-20. Number of births to unmarried women by race and Hispanic origin of mother by age of mother: United States and each state, 2003.  [\[PDF - 408 KB\]](#)





1-21. Number of Births to Unmarried Women by Race and Hispanic Origin of Mother by Age of Mother and Percents by Race and Hispanic Origin of Mother for Cities of 100,000 or More: United States, 2003.  [\[PDF - 154 KB\]](#)


1-22. Number of Births to Unmarried Women by Race and Hispanic Origin of Mother, by Age of Mother and Percents by Race and Hispanic Origin of Mother for Metropolitan Areas of the United States: 2003.  [\[PDF - 227 KB\]](#)


1-23. Birth rates by age of father and race: United States, 1940, 1950, and 1960-2003.  [\[PDF - 239 KB\]](#)

1-24. Live births by place of delivery and attendant, according to race and Hispanic origin: United States, selected years, 1975-2003.  [\[PDF - 104 KB\]](#)


1-25. Number and Percent of Births of Low Birthweight, Number and Percent of Women Beginning Prenatal Care in First Trimester, and Number and Percent Receiving Late or No Care by Race and Hispanic Origin of Mother for Cities of 100,000 or More: Total of 48 States and the District of Columbia, 2003.  [\[PDF - 198 KB\]](#)


1-26. Live births by birthweight, percent low birthweight and very low birthweight, by plurality, by race and Hispanic origin of mother: United States, 2003.  [\[PDF - 47 KB\]](#)

1-27. Selected birthweight characteristics of live births by educational attainment, age, and race and Hispanic origin of mother: Total of 48 states and the District of Columbia, 2003.  [\[PDF - 464 KB\]](#)

1-28. Live births by 5-minute Apgar score and age of mother, according to race and Hispanic origin of mother: Total of 48 states and the District of Columbia, 2003.  [\[PDF - 90 KB\]](#)


1-29. Live births by plurality by race and Hispanic origin of mother: United States and each state, 2003.  [\[PDF - 343 KB\]](#)

2-1. Live Births by County of Occurrence and Place of Residence, by Race of Mother: United States, Each State and County, and Specified Urban Places of 10,000 or More, 2003.  [\[PDF - 477 KB\]](#)

3-1. Live births and birth rates: Puerto Rico, 1943-2000, Virgin Islands, 1940-2003, and Guam, 1970-2003.  [\[PDF - 39 KB\]](#)


3-2. Live births and birth rates: American Samoa, 1997-2003, and Northern Marianas, 1998-2003.  [\[PDF - 14 KB\]](#)


## Vital Statistics of the United States, 2002, Volume I, Natality


This Internet release of *Vital Statistics of the United States, 2002, Volume I, Natality*, includes a total of 32 tables. The [2002 Natality Technical Appendix](#)  [PDF - 1.3 MB] describes the data contained in the tables in this Internet release.

The birth and fertility rates contained in *Vital Statistics of the United States, 2002, Volume I, Natality*, may differ from rates contained in previously published reports in the series. Those rates that were based on postcensal population estimates consistent with the 1990 census, where as rates in this report for 1992-1999 are based on intercensal estimates. In addition, Tables 1-30 through 1-37 published in earlier years (which contain cohort-fertility rates) are currently being revised to incorporate the 2000 postcensal estimates and are not available at this time.


### **List of detailed tables**


1-1. Live births, birth rates, and fertility rates, by race: United States, 1909-2002.  [PDF - 17 KB]


1-2. First birth rates by age of mother, according to race and Hispanic origin: United States, specified years, 1940-55 and each year 1960-2002.  [PDF - 19 KB]

1-3. Birth rates by live-birth order and race: United States, specified years 1940-55 and each year 1960-2002.  [PDF - 17 KB]


1-4. Birth rates by live-birth order and Hispanic origin of mother and by race for mothers of non-Hispanic origin: United States, 1990-2002.  [PDF - 13 KB]


1-5. Median age of mother by live-birth order, according to race and Hispanic origin: United States, selected years, 1940-2002.  [PDF - 17 KB]


1-6. Mean age of mother by live-birth order, according to race and Hispanic origin of mother: United States, 1968-2002.  [PDF - 15 KB]

1-7. Total fertility rates and birth rates, by age of mother and race: United States, 1940-2002.  [PDF - 22 KB]

1-8. Fertility rates: United States, each division and State, 1985-2002.  [PDF - 12 KB]


1-9. Live births by State of occurrence distributed according to resident status: United States and each State, 2002.  [PDF - 23 KB]

1-10. Live births by single year of age of mother and live-birth order, by race and Hispanic origin of mother: United States, 2002.  [PDF - 22 KB]

1-11. Live births by specified race or national origin and Hispanic origin of mother and father: United States, 2002.  [PDF - 9 KB]


1-12. Live births by race and Hispanic origin of mother: United States and each State, 2002.  [\[PDF - 21 KB\]](#)


1-13. Live births by age of mother, race and Hispanic origin of mother: United States and each State, 2002.  [\[PDF - 38 KB\]](#)


1-14. Live births by race and Hispanic origin of mother by age of mother for metropolitan areas of the United States, 2002.  [\[PDF - 176 KB\]](#)

1-15. Live births by race and Hispanic origin of mother by age of mother for cities of 100,000 or more: United States, 2002.  [\[PDF - 110 KB\]](#)

1-16. Live births by day of birth: United States, 2002.  [\[PDF - 10 KB\]](#)


1-17. Number and percent of births to unmarried women, by race and Hispanic origin: United States, 1940-2002.  [\[PDF - 12 KB\]](#)


1-18. Birth rates for unmarried women by age of mother, according to race and Hispanic origin: United States, specified years 1940-55 and each year 1960-2002.  [\[PDF - 18 KB\]](#)


1-19. Birth rates for married women by age of mother, according to race and Hispanic origin: United States, 1950 and 1955 and each year 1960-2002.  [\[PDF - 17 KB\]](#)


1-20. Number of births to unmarried women by race and Hispanic origin of mother by age of mother: United States and each State, 2002.  [\[PDF - 43 KB\]](#)


1-21. Number of births to unmarried women by race and Hispanic origin of mother by age of mother and percents by race and Hispanic origin of mother for cities of 100,000 or more: United States, 2002.  [\[PDF - 120 KB\]](#)

1-22. Number of births to unmarried women by race and Hispanic origin of mother, by age of mother and percents by race and Hispanic origin of mother for metropolitan areas of the United States, 2002.  [\[PDF - 207 KB\]](#)


1-23. Birth rates by age of father and race: United States, 1940, 1950, and 1960-2002.  [\[PDF - 18 KB\]](#)

1-24. Live births by place of delivery and attendant, according to race and Hispanic origin: United States, selected years, 1975-2002.  [\[PDF - 18 KB\]](#)

1-25. Number and percent of births of low birthweight and number and percent of women beginning prenatal care in first trimester and percent receiving late or no care, by race and Hispanic origin of mother for cities of 100,000 or more: United States, 2002.  [\[PDF - 120 KB\]](#)


1-26. Live births by birthweight, percent low birthweight and very low birthweight, by plurality, by race and Hispanic origin of mother: United States, 2002. [PDF - 13 KB]

1-27. Selected birthweight characteristics of live births by educational attainment, age, and race and Hispanic origin of mother: United States, 2002. [PDF - 28 KB]

1-28. Live births by 5-minute Apgar score and age of mother, according to race and Hispanic origin of mother: Total of 48 reporting States and the District of Columbia, 2002. [PDF - 13 KB]


1-29. Live births by plurality by race and Hispanic origin of mother: United States and each State, 2002. [PDF - 23 KB]


2-1. Live births by county of occurrence and place of residence, by race of mother: United States, each State and county, and specified urban places of 10,000 or more, 2002. Not available

3-1. Live births and birth rates: Puerto Rico, 1943-2000, Virgin Islands, 1940-2000, and Guam, 1970-2002. [PDF - 10 KB]


3-2. Live births and birth rates: American Samoa, 1997-2000, and Northern Marianas, 1998-2002. [PDF - 7 KB]

















## Vital Statistics of the United States, 2001, Volume I, Natality


This Internet release of *Vital Statistics of the United States, 2001, Volume I, Natality*, includes a total of 32 tables. The 2001 Natality Technical Appendix [PDF - 1038 KB] describes the data contained in the tables in this Internet release.


NOTE: Population based rates included in these tables for 1991-2000 are based on the more accurate population estimates that incorporate the results of the 2000 census, and are available in the report, *Revised Birth and Fertility Rates for the 1990s and New Rates for Hispanic Populations, 2000 and 2001: United States*. Since the populations included in "Births: Final Data for 2000," are based on postcensal population estimates consistent with the 1990 census, if you wish to calculate population based rates, please use those in Revised Birth and Fertility Rates for the 1990s and New Rates for Hispanic Populations, 2000 and 2001: United States [PDF - 1.2 MB].

### List of detailed tables

1-1. Live births, birth rates, and fertility rates, by race: United States, 1909-2001. [PDF - 16 KB]


- 1-2. First birth rates by age of mother, according to race and Hispanic origin: United States, specified years, 1940-55 and each year 1960-2001.  [\[PDF - 20 KB\]](#)
- 1-3. Birth rates by live-birth order and race: United States, specified years 1940-55 and each year 1960-2001.  [\[PDF - 18 KB\]](#)
- 1-4. Birth rates by live-birth order and Hispanic origin of mother and by race for mothers of non-Hispanic origin: United States, 1990-2001.  [\[PDF - 12 KB\]](#)
- 1-5. Median age of mother by live-birth order, according to race and Hispanic origin: United States, selected years, 1940-2001.  [\[PDF - 18 KB\]](#)
- 1-6. Mean age of mother by live-birth order, according to race and Hispanic origin of mother: United States, 1968-2001.  [\[PDF - 15 KB\]](#)
- 1-7. Total fertility rates and birth rates, by age of mother and race: United States, 1940-2001.  [\[PDF - 24 KB\]](#)
- 1-8. Fertility rates: United States, each division and State, 1985-2001.  [\[PDF - 12 KB\]](#)
- 1-9. Live births by State of occurrence distributed according to resident status: United States and each State, 2001.  [\[PDF - 23 KB\]](#)
- 1-10. Live births by single year of age of mother and live-birth order, by race and Hispanic origin of mother: United States, 2001.  [\[PDF - 23 KB\]](#)
- 1-11. Live births by specified race or national origin and Hispanic origin of mother and father: United States, 2001.  [\[PDF - 9 KB\]](#)
- 1-12. Live births by race and Hispanic origin of mother: United States and each State, 2001.  [\[PDF - 21 KB\]](#)
- 1-13. Live births by age of mother, race and Hispanic origin of mother: United States and each State, 2001.  [\[PDF - 38 KB\]](#)
- 1-14. Live births by race and Hispanic origin of mother by age of mother for metropolitan areas of the United States, 2001.  [\[PDF - 177 KB\]](#)
- 1-15. Live births by race and Hispanic origin of mother by age of mother for cities of 100,000 or more: United States, 2001.  [\[PDF - 110 KB\]](#)
- 1-16. Live births by day of birth: United States, 2001.  [\[PDF - 10 KB\]](#)
- 1-17. Number and percent of births to unmarried women, by race and Hispanic origin: United States, 1940-2001.  [\[PDF - 12 KB\]](#)


1-18. Birth rates for unmarried women by age of mother, according to race and Hispanic origin: United States, specified years 1940-55 and each year 1960-2001.  [\[PDF - 19 KB\]](#)


1-19. Birth rates for married women by age of mother, according to race and Hispanic origin: United States, 1950 and 1955 and each year 1960-2001.  [\[PDF - 18 KB\]](#)


1-20. Number of births to unmarried women by race and Hispanic origin of mother by age of mother: United States and each State, 2001.  [\[PDF - 43 KB\]](#)


1-21. Number of births to unmarried women by race and Hispanic origin of mother by age of mother and percents by race and Hispanic origin of mother for cities of 100,000 or more: United States, 2001.  [\[PDF - 120 KB\]](#)


1-22. Number of births to unmarried women by race and Hispanic origin of mother, by age of mother and percents by race and Hispanic origin of mother for metropolitan areas of the United States, 2001.  [\[PDF - 207 KB\]](#)


1-23. Birth rates by age of father and race: United States, 1940, 1950, and 1960-2001.  [\[PDF - 19 KB\]](#)

1-24. Live births by place of delivery and attendant, according to race and Hispanic origin: United States, selected years, 1975-2001.  [\[PDF - 17 KB\]](#)


1-25. Number and percent of births of low birthweight and number and percent of women beginning prenatal care in first trimester and percent receiving late or no care, by race and Hispanic origin of mother for cities of 100,000 or more: United States, 2001.  [\[PDF - 120 KB\]](#)


1-26. Live births by birthweight, percent low birthweight and very low birthweight, by plurality, by race and Hispanic origin of mother: United States, 2001.  [\[PDF - 13 KB\]](#)

1-27. Selected birthweight characteristics of live births by educational attainment, age, and race and Hispanic origin of mother: United States, 2001.  [\[PDF - 28 KB\]](#)

1-28. Live births by 5-minute Apgar score and age of mother, according to race and Hispanic origin of mother: Total of 48 reporting States and the District of Columbia, 2001.  [\[PDF - 13 KB\]](#)


1-29. Live births by plurality by race and Hispanic origin of mother: United States and each State, 2001.  [\[PDF - 23 KB\]](#)


2-1. Live births by county of occurrence and place of residence, by race of mother: United States, each State and county, and specified urban places of 10,000 or more, 2001.  [\[PDF - 404 KB\]](#)

3-1. Live births and birth rates: Puerto Rico, 1943-2001, Virgin Islands, 1940-2001, and Guam, 1970-2001.  [\[PDF - 10 KB\]](#)

3-2. Live births and birth rates: American Samoa, 1997-2001, and Northern Marianas, 1998-2001.  [\[PDF - 8 KB\]](#)


## Vital Statistics of the United States, 2000, Volume I, Natality

This Internet release of *Vital Statistics of the United States, 2000, Volume I, Natality*, includes a total of 32 tables. The [2000 Natality Technical Appendix](#)  [\[PDF - 740 KB\]](#) describes the data contained in the tables in this Internet release.


NOTE: Population based rates included in these tables for 1991-2000 are based on the more accurate population estimates that incorporate the results of the 2000 census, and are available in the report, *Revised Birth and Fertility Rates for the 1990s and New Rates for Hispanic Populations, 2000 and 2001: United States*. Since the populations included in "Births: Final Data for 2000," are based on postcensal population estimates consistent with the 1990 census, if you wish to calculate population based rates, please use those in [Revised Birth and Fertility Rates for the 1990s and New Rates for Hispanic Populations, 2000 and 2001: United States](#)  [\[PDF - 1.2 MB\]](#).

The 2000 census-based population estimates used in Vital Statistics of the United States, 2000, Volume I, Natality, may differ from population estimates used in the series that have already been published for 1994-99, that were based on postcensal population estimates consistent with the 1990 census. In addition, Tables 1-30 through 1-37 published in earlier years (which contain cohort-fertility rates) are currently being revised to incorporate the 2000 postcensal estimates and are not available at this time. These tables will be available at this Website in the near future.


### List of detailed tables


1-1. Live births, birth rates, and fertility rates, by race: United States, 1909-2000.  [\[PDF - 45 KB\]](#)


1-2. First birth rates by age of mother, according to race and Hispanic origin: United States, specified years, 1940-55 and each year 1960-2000.  [\[PDF - 146 KB\]](#)

1-3. Birth rates by live-birth order and race: United States, specified years 1940-55 and each year 1960-2000.  [\[PDF - 106 KB\]](#)


1-4. Birth rates by live-birth order and Hispanic origin of mother and by race for mothers of non-Hispanic origin: United States, 1990-2000.  [\[PDF - 45 KB\]](#)


1-5. Median age of mother by live-birth order, according to race and Hispanic origin: United States, selected years, 1940-2000.  [\[PDF - 215 KB\]](#)


1-6. Mean age of mother by live-birth order, according to race and Hispanic origin of mother: United States, 1968-2000.  [\[PDF - 94 KB\]](#)

1-7. Total fertility rates and birth rates, by age of mother and race: United States, 1940-2000.  [\[PDF - 208 KB\]](#)


1-8. Fertility rates: United States, each division and State, 1985-2000.  [\[PDF - 28 KB\]](#)


1-9. Live births by State of occurrence distributed according to resident status: United States and each State, 2000.  [\[PDF - 52 KB\]](#)

1-10. Live births by single year of age of mother and live-birth order, by race and Hispanic origin of mother: United States, 2000.  [\[PDF - 91 KB\]](#)

1-11. Live births by specified race or national origin and Hispanic origin of mother and father: United States, 2000.  [\[PDF - 11 KB\]](#)


1-12. Live births by race and Hispanic origin of mother: United States and each State, 2000.  [\[PDF - 45 KB\]](#)


1-13. Live births by age of mother, race and Hispanic origin of mother: United States and each State, 2000.  [\[PDF - 108 KB\]](#)


1-14. Live births by race and Hispanic origin of mother by age of mother for metropolitan areas of the United States, 2000.  [\[PDF - 334 KB\]](#)

1-15. Live births by race and Hispanic origin of mother by age of mother for cities of 100,000 or more: United States, 2000.  [\[PDF - 223 KB\]](#)

1-16. Live births by day of birth: United States, 2000.  [\[PDF - 25 KB\]](#)


1-17. Number and percent of births to unmarried women, by race and Hispanic origin: United States, 1940-2000.  [\[PDF - 39 KB\]](#)


1-18. Birth rates for unmarried women by age of mother, according to race and Hispanic origin: United States, specified years 1940-55 and each year 1960-2000.  [\[PDF - 35 KB\]](#)


1-19. Birth rates for married women by age of mother, according to race and Hispanic origin: United States, 1950 and 1955 and each year 1960-2000.  [\[PDF - 34 KB\]](#)


1-20. Number of births to unmarried women by race and Hispanic origin of mother by age of mother: United States and each State, 2000.  [\[PDF - 80 KB\]](#)





1-21. Number of births to unmarried women by race and Hispanic origin of mother by age of mother and percents by race and Hispanic origin of mother for cities of 100,000 or more: United States, 2000.  [\[PDF - 239 KB\]](#)

1-22. Number of births to unmarried women by race and Hispanic origin of mother, by age of mother and percents by race and Hispanic origin of mother for metropolitan areas of the United States, 2000.  [\[PDF - 395 KB\]](#)


1-23. Birth rates by age of father and race: United States, 1940, 1950, and 1960-2000.  [\[PDF - 33 KB\]](#)

1-24. Live births by place of delivery and attendant, according to race and Hispanic origin: United States, selected years, 1975-2000.  [\[PDF - 74 KB\]](#)


1-25. Number and percent of births of low birthweight and number and percent of women beginning prenatal care in first trimester and percent receiving late or no care, by race and Hispanic origin of mother for cities of 100,000 or more: United States, 2000.  [\[PDF - 449 KB\]](#)


1-26. Live births by birthweight, percent low birthweight and very low birthweight, by plurality, by race and Hispanic origin of mother: United States, 2000.  [\[PDF - 23 KB\]](#)

1-27. Selected birthweight characteristics of live births by educational attainment, age, and race and Hispanic origin of mother: United States, 2000.  [\[PDF - 68 KB\]](#)

1-28. Live births by 5-minute Apgar score and age of mother, according to race and Hispanic origin of mother: Total of 48 reporting States and the District of Columbia, 2000.  [\[PDF - 41 KB\]](#)


1-29. Live births by plurality by race and Hispanic origin of mother: United States and each State, 2000.  [\[PDF - 38 KB\]](#)

2-1. Live births by county of occurrence and place of residence, by race of mother: United States, each State and county, and specified urban places of 10,000 or more, 2000.  [\[PDF - 1.1 MB\]](#)


3-1. Live births and birth rates: Puerto Rico, 1943-2000, Virgin Islands, 1940-2000, and Guam, 1970-2000.  [\[PDF - 33 KB\]](#)

3-2. Live births and birth rates: American Samoa, 1997-2000, and Northern Marianas, 1998-2000.  [\[PDF - 11 KB\]](#)


## Vital Statistics of the United States, 1999, Volume I, Natality

This Internet release of Vital Statistics of the United States, 1999, Volume I, Natality, includes a total of 40 tables. Tables which included data only for 1980 and earlier years (1-1, 1-3, 1-7, 1-23) have been updated to include data for 1981-1999. The [1999 Natality Technical Appendix](#) [PDF - 1.9 MB] describes the data contained in the tables in this Internet release.

### **List of detailed tables**


1-1. Live births, birth rates, and fertility rates, by race: United States, 1909-99. [PDF - 42 KB]


1-2. First birth rates by age of mother, according to race and Hispanic origin: United States, specified years, 1940-55 and each year 1960-99. [PDF - 47 KB]

1-3. Birth rates by live-birth order and race: United States, specified years 1940-55 and each year 1960-99. [PDF - 46 KB]


1-4. Birth rates by live-birth order and Hispanic origin of mother and by race for mothers of non-Hispanic origin: United States, 1990-99. [PDF - 41 KB]


1-5. Median age of mother by live-birth order, according to race and Hispanic origin: United States, selected years, 1940-99. [PDF - 47 KB]


1-6. Mean age of mother by live-birth order, according to race and Hispanic origin of mother: United States, 1968-99. [PDF - 44 KB]

1-7. Total fertility rates and birth rates, by age of mother and race: United States, 1940-99. [PDF - 51 KB]

1-8. Fertility rates: United States, each division and State, 1980-99. [PDF - 42 KB]















1-9. Live births by State of occurrence distributed according to resident status: United States and each State, 1999. [PDF - 55 KB]


1-10. Live births by single year of age of mother and live-birth order, by race and Hispanic origin of mother: United States, 1999. [PDF - 51 KB]

1-11. Live births by specified race or national origin and Hispanic origin of mother and father: United States, 1999. [PDF - 36 KB]


1-12. Live births by race and Hispanic origin of mother: United States and each State, 1999. [PDF - 52 KB]


1-13. Live births by age of mother, race and Hispanic origin of mother: United States and each State, 1999. [PDF - 69 KB]


- 1-14. Live births by race and Hispanic origin of mother by age of mother for metropolitan areas of the United States, 1999.  [\[PDF - 205 KB\]](#)
- 1-15. Live births by race and Hispanic origin of mother by age of mother for cities of 100,000 or more: United States, 1999.  [\[PDF - 144 KB\]](#)
- 1-16. Live births by day of birth: United States, 1999.  [\[PDF - 35 KB\]](#)
- 1-17. Number and percent of births to unmarried women, by race and Hispanic origin: United States, 1940-99 (updated 7/18/03).  [\[PDF - 42 KB\]](#)
- 1-18. Birth rates for unmarried women by age of mother, according to race and Hispanic origin: United States, specified years 1940-55 and each year 1960-99.  [\[PDF - 47 KB\]](#)
- 1-19. Birth rates for married women by age of mother, according to race and Hispanic origin: United States, 1950 and 1955 and each year 1960-99.  [\[PDF - 47 KB\]](#)
- 1-20. Number of births to unmarried women by race and Hispanic origin of mother by age of mother: United States and each State, 1999.  [\[PDF - 69 KB\]](#)
- 1-21. Number of births to unmarried women by race and Hispanic origin of mother by age of mother and percents by race and Hispanic origin of mother for cities of 100,000 or more: United States, 1999.  [\[PDF - 154 KB\]](#)
- 1-22. Number of births to unmarried women by race and Hispanic origin of mother, by age of mother and percents by race and Hispanic origin of mother for metropolitan areas of the United States, 1999.  [\[PDF - 221 KB\]](#)
- 1-23. Birth rates by age of father and race: United States, 1940, 1950, and 1960-99 (updated 7/18/03).  [\[PDF - 52 KB\]](#)
- 1-24. Live births by place of delivery and attendant, according to race and Hispanic origin: United States, selected years, 1975-99 (updated 7/18/03).  [\[PDF - 45 KB\]](#)
- 1-25. Number and percent of births of low birthweight and number and percent of women beginning prenatal care in first trimester and percent receiving late or no care, by race and Hispanic origin of mother for cities of 100,000 or more: United States, 1999.  [\[PDF - 156 KB\]](#)
- 1-26. Live births by birthweight, percent low birthweight and very low birthweight, by plurality, by race and Hispanic origin of mother: United States, 1999.  [\[PDF - 42 KB\]](#)
- 1-27. Selected birthweight characteristics of live births by educational attainment, age, and race and Hispanic origin of mother: United States, 1999.  [\[PDF - 58 KB\]](#)


1-28. Live births by 5-minute Apgar score and age of mother, according to race and Hispanic origin of mother: Total of 48 reporting States and the District of Columbia, 1999.  [\[PDF - 43 KB\]](#)


1-29. Live births by plurality by race and Hispanic origin of mother: United States and each State, 1999.  [\[PDF - 54 KB\]](#)


1-30. Central birth rates by live-birth order, current age of mother, according to race of child, for women in selected groups of cohorts from 1896-1900 to 1980-84: United States, 1940-99.  [\[PDF - 66 KB\]](#)


1-31. Cumulative birth rates by live-birth order, exact age of mother, according to race of child, for women in selected groups of cohorts from 1886-1900 to 1981-85: United States, 1940-2000.  [\[PDF - 85 KB\]](#)


1-32. Percent distribution of women by parity, by exact age of woman according to race of child, in selected groups of cohorts from 1896-1900 to 1981-85: United States, 1940-2000.  [\[PDF - 65 KB\]](#)


1-33. Birth probabilities by parity, exact age of woman according to race of child: United States, specified years 1940-75 and each year 1980-99.  [\[PDF - 62 KB\]](#)

1-34. Central birth rates by live-birth order, current age of mother, according to race of child, for women in each cohort from 1950 to 1985: United States, 1999.  [\[PDF - 41 KB\]](#)

1-35. Cumulative birth rates by live-birth order, exact age of mother, according to race of child, for women in each cohort from 1950 to 1985: United States, 2000.  [\[PDF - 43 KB\]](#)

1-36. Percent distribution of women by parity, by exact age of woman, according to race of child, for women in each cohort from 1950 to 1985: United States, 2000.  [\[PDF - 41 KB\]](#)


1-37. Birth probabilities by parity, by exact age of woman, according to race of child, for women in each cohort from 1950 to 1984: United States, 1999.  [\[PDF - 41 KB\]](#)

2-1. Live births by county of occurrence and place of residence, by race of mother: United States, each State and county, and specified urban places of 10,000 or more, 1999.  [\[PDF - 599 KB\]](#)


3-1. Live births and birth rates: Puerto Rico, 1943-99, Virgin Islands, 1940-99, and Guam, 1970-99.  [\[PDF - 36 KB\]](#)

3-2. Live births and birth rates: American Samoa, 1997-99, and Northern Marianas, 1998-99.  [\[PDF - 30 KB\]](#)


## Vital Statistics of the United States, 1998, Volume I, Natality

This Internet release of *Vital Statistics of the United States, 1998, Volume I, Natality*, includes a total of 40 tables; a new table, 3-2, shows data for American Samoa, 1997-98 and Northern Marianas, 1998. The [1998 Natality Technical Appendix](#)  [\[PDF - 315 KB\]](#) describes the data contained in the tables. Tables that include data only for 1980 and earlier years are updated in [Births: Final Data for 1998](#) .

### List of detailed tables


1-1. Live births, birth rates, and fertility rates, by race of child: United States, 1909-80 .  [\[PDF - 38 KB\]](#)


1-2. First birth rates by age of mother, according to race and Hispanic origin: United States, selected years, 1940-98.  [\[PDF - 41 KB\]](#)

1-3. Birth rates by live-birth order and race of child: United States, specified years 1940-55 and each year 1960-80.  [\[PDF - 37 KB\]](#)

1-4. Birth rates by live-birth order and Hispanic origin of mother and by race for mothers of non-Hispanic origin: United States, 1990-98.  [\[PDF - 37 KB\]](#)


1-5. Median age of mother by live-birth order, according to race and Hispanic origin: United States, selected years, 1940-98.  [\[PDF - 39 KB\]](#)


1-6. Mean age of mother by live-birth order, according to race and Hispanic origin of mother: United States, selected years, 1968-98.  [\[PDF - 39 KB\]](#)

1-7. Total fertility rates and birth rates, by age of mother and race of child: United States, 1940-80.  [\[PDF - 41 KB\]](#)

1-8. Fertility rates: United States, each division and State, 1980-98.  [\[PDF - 39 KB\]](#)


1-9. Live births by State of occurrence distributed according to resident status: United States and each State, 1998.  [\[PDF - 51 KB\]](#)

1-10. Live births by single year of age of mother and live-birth order, by race and Hispanic origin of mother: United States, 1998.  [\[PDF - 44 KB\]](#)

1-11. Live births by specified race or national origin and Hispanic origin of mother and father: United States, 1998.  [\[PDF - 36 KB\]](#)


1-12. Live births by race and Hispanic origin of mother: United States and each State, 1998.  [\[PDF - 49 KB\]](#)


1-13. Live births by age of mother, race and Hispanic origin of mother: United States and each State, 1998.  [\[PDF - 62 KB\]](#)


1-14. Live births by race and Hispanic origin of mother by age of mother for metropolitan areas of the United States, 1998.  [\[PDF - 160 KB\]](#)


1-15. Live births by race and Hispanic origin of mother by age of mother for cities of 100,000 or more: United States, 1998.  [\[PDF - 121 KB\]](#)


1-16. Live births by day of birth: United States, 1998.  [\[PDF - 32 KB\]](#)


1-17. Number and percent of births to unmarried women, by race: United States, 1940-98.  [\[PDF - 36 KB\]](#)


1-18. Birth rates for unmarried women by age of mother, according to race: United States, selected years, 1940-98.  [\[PDF - 40 KB\]](#)


1-19. Birth rates for married women by age of mother, according to race and Hispanic origin: United States, selected years, 1950-98.  [\[PDF - 40 KB\]](#)


1-20. Number of births to unmarried women by race and Hispanic origin of mother by age of mother: United States and each State, 1998.  [\[PDF - 59 KB\]](#)


1-21. Number of births to unmarried women by race and Hispanic origin of mother by age of mother and percents by race and Hispanic origin of mother for cities of 100,000 or more: United States, 1998.  [\[PDF - 120 KB\]](#)

1-22. Number of births to unmarried women by race and Hispanic origin of mother, by age of mother and percents by race and Hispanic origin of mother for metropolitan areas of the United States, 1998.  [\[PDF - 158 KB\]](#)


1-23. Birth rates by age of father and race of child: United States, 1940, 1950, and 1960-80.  [\[PDF - 36 KB\]](#)

1-24. Live births by place of delivery and attendant, according to race and Hispanic origin: United States, selected years, 1975-98 (updated 7/18/03).  [\[PDF - 42 KB\]](#)


1-25. Number and percent of births of low birthweight, and number and percent of women beginning prenatal care in first trimester, and number and percent receiving late or no care, by race and Hispanic origin of mother for cities of 100,000 or more: United States, 1998.  [\[PDF - 117 KB\]](#)


1-26. Live births by birthweight, percent low birthweight and very low birthweight, by plurality, by race and Hispanic origin of mother: United States, 1998.  [\[PDF - 36 KB\]](#)


1-27. Selected birthweight characteristics of live births by educational attainment, age, and race and Hispanic origin of mother: United States, 1998.  [\[PDF - 47 KB\]](#)


1-28. Live births by 5-minute Apgar score and age of mother, according to race and Hispanic origin of mother: Total of 48 reporting States and the District of Columbia, 1998.  [\[PDF - 37 KB\]](#)


1-29. Live births by plurality by race and Hispanic origin of mother: United States and each State, 1998.  [\[PDF - 46 KB\]](#)


1-30. Central birth rates by live-birth order, current age of mother according to race of child, for women in selected groups of cohorts from 1896-1900 to 1979-83: United States, 1940-98.  [\[PDF - 51 KB\]](#)


1-31. Cumulative birth rates by live-birth order, exact age of mother according to race of child, for women in selected groups of cohorts from 1886-1900 to 1980-84: United States, 1940-99.  [\[PDF - 63 KB\]](#)


1-32. Percent distribution of women by parity, by exact age of woman according to race of child, in selected groups of cohorts from 1896-1900 to 1980-84: United States, 1940-99.  [\[PDF - 50 KB\]](#)


1-33. Birth probabilities by parity, exact age of woman, according to race of child: United States, specified years 1940-75 and each year 1980-98.  [\[PDF - 47 KB\]](#)

1-34. Central birth rates by live-birth order, current age of mother, according to race of child, for women in each cohort from 1949 to 1984: United States, 1998.  [\[PDF - 35 KB\]](#)

1-35. Cumulative birth rates by live-birth order, exact age of mother, according to race of child, for women in each cohort from 1949 to 1984: United States, 1999.  [\[PDF - 36 KB\]](#)

1-36. Percent distribution of women by parity, by exact age of woman, according to race of child, for women in each cohort from 1949 to 1984: United States, 1999.  [\[PDF - 35 KB\]](#)

1-37. Birth probabilities by parity, exact age of woman according to race of child, for women in each cohort from 1949 to 1983: United States, 1998.  [\[PDF - 35 KB\]](#)

2-1. Live births by county of occurrence and place of residence, by race of mother: United States, each State and county, and specified urban places of 10,000 or more, 1998.  [\[PDF - 408 KB\]](#)

3-1. Live births and birth rates: Puerto Rico, 1943-98; Virgin Islands, 1940-98; and Guam, 1970-98.  [\[PDF - 30 KB\]](#)

3-2. Live births and birth rates: American Samoa, 1997-98, and Northern Marianas, 1998.  [\[PDF - 26 KB\]](#)


## Vital Statistics of the United States, 1997, Volume I, Natality

### Final Release of Files


Tables 30-37 are being re-released with small changes in table titles and some formatting adjustments. No other substantive changes have been made.


tables. Tables that include data only for 1980 and earlier years are updated in [Births: Final Data for 1997](#).


### List of detailed tables


1-1. Live births, birth rates, and fertility rates, by race of child: United States, 1909-80 (released 4/2000).  [\[PDF - 7 KB\]](#)

1-2. First birth rates by age of mother, according to race and Hispanic origin: United States, selected years, 1940-97 (released 8/2000).  [\[PDF - 10 KB\]](#)
















1-3. Birth rates by live-birth order and race of child: United States, specified years 1940-55 and each year 1960-80 (released 8/2000).  [\[PDF - 7 KB\]](#)


1-4. Birth rates by live-birth order and Hispanic origin of mother and by race for mothers of non-Hispanic origin: United States, 1990-97 (released 8/2000).  [\[PDF - 6 KB\]](#)


1-5. Median age of mother by live-birth order, according to race and Hispanic origin: United States, selected years, 1940-97 (released 8/2000).  [\[PDF - 9 KB\]](#)


1-6. Mean age of mother by live-birth order, according to race and Hispanic origin of mother: United States, selected years, 1968-97 (released 8/2000).  [\[PDF - 8 KB\]](#)





- 1-7. Total fertility rates and birth rates, by age of mother and race of child: United States, 1940-80 (released 1/2001).  [\[PDF - 9 KB\]](#)
- 1-8. Fertility rates: United States, each division and State, 1980-97 (released 8/2000).  [\[PDF - 6KB\]](#)
- 1-9. Live births by State of occurrence distributed according to resident status: United States and each State, 1997 (released 4/2000).  [\[PDF - 17 KB\]](#)
- 1-10. Live births by single year of age of mother and live-birth order, by race and Hispanic origin of mother: United States, 1997 (released 4/2000).  [\[PDF - 16 KB\]](#)
- 1-11. Live births by specified race or national origin and Hispanic origin of mother and father: United States, 1997 (released 1/2003).  [\[PDF - 36 KB\]](#)
- 1-12. Live births by race and Hispanic origin of mother: United States and each State, 1997 (released 4/2000).  [\[PDF - 15 KB\]](#)
- 1-13. Live births by age of mother, race and Hispanic origin of mother: Each State, 1997 (released 4/2000).  [\[PDF - 28 KB\]](#)
- 1-14. Live births by race and Hispanic origin of mother by age of mother for metropolitan areas of the United States, 1997 (released 4/2000).  [\[PDF - 141KB\]](#)
- 1-15. Live births by race and Hispanic origin of mother by age of mother for cities of 100,000 or more: United States, 1997 (released 4/2000).  [\[PDF - 96KB\]](#)
- 1-16. Live births by day of birth: United States, 1997 (released 4/2000).  [\[PDF - 5 KB\]](#)
- 1-17. Number and percent of births to unmarried women, by race: United States, 1940-97 (released 4/2000).  [\[PDF - 6 KB\]](#)
- 1-18. Birth rates for unmarried women by age of mother, according to race: United States, selected years 1940-97 (released 8/2000).  [\[PDF - 10 KB\]](#)
- 1-19. Birth rates for married women by age of mother, according to race and Hispanic origin: United States, selected years, 1950-97 (released 8/2000).  [\[PDF - 10 KB\]](#)
- 1-20. Number of births to unmarried women by race and Hispanic origin of mother by age of mother: United States and each State, 1997 (released 4/2000).  [\[PDF - 28 KB\]](#)
- 1-21. Number of births to unmarried women by race and Hispanic origin of mother and percents by race and Hispanic origin of mother for cities of 100,000 or more: United States, 1997 (released 4/2000).  [\[PDF - 97 KB\]](#)


1-22. Number of births to unmarried women by race and Hispanic origin of mother, by age of mother and percents by race and Hispanic origin of mother for metropolitan areas of the United States, 1997 (released 8/2000).  [\[PDF - 138 KB\]](#)


1-23. Birth rates by age of father and race of child: United States, 1940, 1950, and 1960-80 (released 1/2001).  [\[PDF - 7 KB\]](#)

1-24. Live births by place of delivery and attendant, according to race and Hispanic origin: United States, selected years, 1975-97 (released 8/2000) (updated 7/18/03).  [\[PDF - 12 KB\]](#)


1-25. Number and percent of births of low birthweight and number and percent of women beginning prenatal care in first trimester and percent receiving late or no care, by race and Hispanic origin of mother for cities of 100,000 or more: United States, 1997 (released 8/2000).  [\[PDF - 86 KB\]](#)


1-26. Live births by birthweight, percent low birthweight and very low birthweight, by plurality of birth, by race and Hispanic origin of mother: United States, 1997 (released 8/2000).  [\[PDF - 7 KB\]](#)


1-27. Selected birthweight characteristics of live births by educational attainment, age, and race and Hispanic origin of mother: United States, 1997 (released 1/2001).  [\[PDF - 15 KB\]](#)


1-28. Live births by 5-minute Apgar score and age of mother, according to race and Hispanic origin of mother: Total of 48 reporting States and the District of Columbia, 1997 (released 1/2001).  [\[PDF - 7 KB\]](#)


1-29. Live births by plurality by race and Hispanic origin of mother: United States and each State, 1997 (released 1/2001).  [\[PDF - 13 KB\]](#)


1-30. Central birth rates by live-birth order, current age of mother according to race of child, for women in selected groups of cohorts from 1896-1900 to 1978-82: United States, 1940-97 (released 10/2001).  [\[PDF - 277 KB\]](#)


1-31. Cumulative birth rates by live-birth order, exact age of mother according to race of child, for women in selected groups of cohorts from 1886-1900 to 1979-83: United States, 1940-98 (released 10/2000).  [\[PDF - 220 KB\]](#)


1-32. Percent distribution of women by parity, by exact age of woman according to race of child, in selected groups of cohorts from 1896-1900 to 1979-83: United States, 1940-98 (released 10/2001).  [\[PDF - 200 KB\]](#)


1-33. Birth probabilities by parity, exact age of woman according to race of child: United States, specified years 1940-75 and each year 1980-97 (released 10/2001).  [\[PDF - 238 KB\]](#)

1-34. Central birth rates by live-birth order, current age of mother according to race of child, for women in each cohort from 1948 to 1983: United States, 1997 (released 10/2001).  [\[PDF - 80 KB\]](#)

1-35. Cumulative birth rates by live-birth order, exact age of mother according to race of child, for women in each cohort from 1948 to 1983: United States, 1998 (released 10/2001).  [\[PDF - 82 KB\]](#)


1-36. Percent distribution of women by parity, by exact age of woman according to race of child, for women in each cohort from 1948 to 1983: United States, 1998 (released 10/2001).  [\[PDF - 83 KB\]](#)

1-37. Birth probabilities by parity, exact age of woman according to race of child, for women in each cohort from 1948 to 1982: United States, 1997 (released 10/2001).  [\[PDF - 76 KB\]](#)


2-1. Live births by county of occurrence and place of residence, by race of mother: United States, each State and county, and specified urban places of 10,000 or more, 1997 (released 1/2001).  [\[PDF - 273 KB\]](#)

3-1. Live births and birth rates: Puerto Rico, 1943-97, Virgin Islands, 1940-97, and Guam, 1970-97 (released 1/2001).  [\[PDF - 5 KB\]](#)


## Vital Statistics of the United States, 1996, Volume I, Natality

















This Internet release of *Vital Statistics of the United States, 1996, Volume I, Natality*, includes a total of 39 tables. The [1996 Natality Technical Appendix](#)  [\[PDF - 2.6 MB\]](#) describes the data contained in the tables in this Internet release.


### List of detailed tables


1-1. Live births, birth rates, and fertility rates, by race: United States, 1909-96.  [\[PDF - 43 KB\]](#)


1-2. First birth rates by age of mother, according to race and Hispanic origin: United States, specified years, 1940-55 and each year 1960-96.  [\[PDF - 52 KB\]](#)


1-3. Birth rates by live-birth order and race: United States, specified years 1940-55 and each year 1960-96.  [\[PDF - 48 KB\]](#)


- 1-4. Birth rates by live-birth order and Hispanic origin of mother and by race for mothers of non-Hispanic origin: United States, 1990-96.  [\[PDF - 42 KB\]](#)
- 1-5. Median age of mother by live-birth order, according to race and Hispanic origin: United States, specified years, 1940-55 and each year 1959-96.  [\[PDF - 46 KB\]](#)
- 1-6. Mean age of mother by live-birth order, according to race and Hispanic origin of mother: United States, 1968-96.  [\[PDF - 43 KB\]](#)
- 1-7. Total fertility rates and birth rates, by age of mother and race: United States, 1940-96.  [\[PDF - 53 KB\]](#)
- 1-8. Fertility rates: United States, each division and State, 1980-96.  [\[PDF - 42 KB\]](#)
- 1-9. Live births by State of occurrence distributed according to resident status: United States and each State, 1996.  [\[PDF - 54 KB\]](#)
- 1-10. Live births by single year of age of mother and live-birth order, by race and Hispanic origin of mother: United States, 1996.  [\[PDF - 49 KB\]](#)
- 1-11. Live births by specified race or national origin and Hispanic origin of mother and father: United States, 1996.  [\[PDF - 35 KB\]](#)
- 1-12. Live births by race and Hispanic origin of mother: United States and each State, 1996.  [\[PDF - 52 KB\]](#)
- 1-13. Live births by age, race and Hispanic origin of mother: United States and each State, 1996.  [\[PDF - 37 KB\]](#)
- 1-14. Live births by race and Hispanic origin of mother by age of mother for metropolitan areas of the United States, 1996.  [\[PDF - 200 KB\]](#)
- 1-15. Live births by race and Hispanic origin of mother by age of mother for cities of 100,000 or more: United States, 1996.  [\[PDF - 142 KB\]](#)
- 1-16. Live births by day of birth: United States, 1996.  [\[PDF - 35 KB\]](#)
- 1-17. Number and percent of births to unmarried women, by race and Hispanic origin: United States, 1940-96.  [\[PDF - 45 KB\]](#)
- 1-18. Birth rates for unmarried women by age of mother, according to race and Hispanic origin: United States, specified years 1940-55 and each year 1960-96.  [\[PDF - 47 KB\]](#)
- 1-19. Birth rates for married women by age of mother, according to race and Hispanic origin: United States, 1950 and 1955 and each year 1960-96.  [\[PDF - 47 KB\]](#)


1-20. Number of births to unmarried women by race and Hispanic origin of mother by age of mother: United States and each State, 1996.  [\[PDF - 68 KB\]](#)


1-21. Number of births to unmarried women by race and Hispanic origin of mother by age of mother and percents by race and Hispanic origin of mother for cities of 100,000 or more: United States, 1996.  [\[PDF - 119 KB\]](#)


1-22. Number of births to unmarried women by race and Hispanic origin of mother, by age of mother and percents by race and Hispanic origin of mother for metropolitan areas of the United States, 1996.  [\[PDF - 206 KB\]](#)


1-23. Birth rates by age of father and race: United States, 1940, 1950, and 1960-96.  [\[PDF - 48 KB\]](#)

1-24. Live births by place of delivery and attendant, according to race and Hispanic origin: United States, selected years, 1975-96.  [\[PDF - 44 KB\]](#)


1-25. Number and percent of births of low birthweight and number and percent of women beginning prenatal care in first trimester and percent receiving late or no care, by race and Hispanic origin of mother for cities of 100,000 or more: United States, 1996.  [\[PDF - 118 KB\]](#)


1-26. Live births by birthweight, percent low birthweight and very low birthweight, by plurality, by race and Hispanic origin of mother: United States, 1996.  [\[PDF - 12 KB\]](#)


1-27. Selected birthweight characteristics of live births by educational attainment, age, and race and Hispanic origin of mother: United States, 1996.  [\[PDF - 28 KB\]](#)

1-28. Live births by 5-minute Apgar score and age of mother, according to race and Hispanic origin of mother: Total of 48 reporting States and the District of Columbia, 1996.  [\[PDF - 13 KB\]](#)


1-29. Live births by plurality by race and Hispanic origin of mother: United States and each State, 1996.  [\[PDF - 22 KB\]](#)


1-30. Central birth rates by live-birth order, current age of mother, according to race of child, for women in selected groups of cohorts from 1896-1900 to 1977-1981: United States, 1940-96.  [\[PDF - 65 KB\]](#)


1-31. Cumulative birth rates by live-birth order, exact age of mother, according to race of child, for women in selected groups of cohorts from 1886-1900 to 1978-1982: United States, 1940-1997.  [\[PDF - 82 KB\]](#)


1-32. Percent distribution of women by parity, by exact age of woman according to race of child, in selected groups of cohorts from 1896-1900 to 1978-1982: United States, 1940-1997.  [\[PDF - 63 KB\]](#)


1-33. Birth probabilities by parity, exact age of woman according to race of child: United States, specified years 1940-75 and each year 1980-96.  [\[PDF - 62 KB\]](#)

1-34. Central birth rates by live-birth order, current age of mother, according to race of child, for women in each cohort from 1947 to 1982: United States, 1996.  [\[PDF - 13 KB\]](#)

1-35. Cumulative birth rates by live-birth order, exact age of mother, according to race of child, for women in each cohort from 1947 to 1982: United States, 1997.  [\[PDF - 14 KB\]](#)


1-36. Percent distribution of women by parity, by exact age of woman, according to race of child, for women in each cohort from 1947 to 1982: United States, 1996.  [\[PDF - 41 KB\]](#)

1-37. Birth probabilities by parity, by exact age of woman, according to race of child, for women in each cohort from 1947 to 1981: United States, 1996.  [\[PDF - 45 KB\]](#)


2-1. Live births by county of occurrence and place of residence, by race of mother: United States, each State and county, and specified urban places of 10,000 or more, 1996.  [\[PDF - 549 KB\]](#)

3-1. Live births and birth rates: Puerto Rico, 1943-95, Virgin Islands, 1940-96, and Guam, 1970-96.  [\[PDF - 37 KB\]](#)


## Vital Statistics of the United States, 1995, Volume I, Natality

















This Internet release of Vital Statistics of the United States, 1995, Volume I, Natality, includes a total of 39 tables. The [1995 Natality Technical Appendix](#)  [\[PDF - 2.4 MB\]](#) describes the data contained in the tables in this Internet release.


### List of detailed tables


1-1. Live births, birth rates, and fertility rates, by race: United States, 1909-95.  [\[PDF - 42 KB\]](#)

1-2. First birth rates by age of mother, according to race and Hispanic origin: United States, specified years, 1940-55 and each year 1960-95.  [\[PDF - 47 KB\]](#)


1-3. Birth rates by live-birth order and race: United States, specified years 1940-55 and each year 1960-95.  [\[PDF - 47 KB\]](#)


- 1-4. Birth rates by live-birth order and Hispanic origin of mother and by race for mothers of non-Hispanic origin: United States, 1990-95.  [\[PDF - 39 KB\]](#)
- 1-5. Median age of mother by live-birth order, according to race and Hispanic origin: United States, specified years, 1940-55 and each year 1959-95.  [\[PDF - 46 KB\]](#)
- 1-6. Mean age of mother by live-birth order, according to race and Hispanic origin of mother: United States, 1968-95.  [\[PDF - 43 KB\]](#)
- 1-7. Total fertility rates and birth rates, by age of mother and race: United States, 1940-95.  [\[PDF - 52 KB\]](#)
- 1-8. Fertility rates: United States, each division and State, 1980-95.  [\[PDF - 42 KB\]](#)
- 1-9. Live births by State of occurrence distributed according to resident status: United States and each State, 1995.  [\[PDF - 54 KB\]](#)
- 1-10. Live births by single year of age of mother and live-birth order, by race and Hispanic origin of mother: United States, 1995.  [\[PDF - 49 KB\]](#)
- 1-11. Live births by specified race or national origin and Hispanic origin of mother and father: United States, 1995.  [\[PDF - 36 KB\]](#)
- 1-12. Live births by race and Hispanic origin of mother: United States and each State, 1995.  [\[PDF - 51 KB\]](#)
- 1-13. Live births by age, race and Hispanic origin of mother: United States and each State, 1995.  [\[PDF - 68 KB\]](#)
- 1-14. Live births by race and Hispanic origin of mother by age of mother for metropolitan areas of the United States, 1995.  [\[PDF - 201 KB\]](#)
- 1-15. Live births by race and Hispanic origin of mother by age of mother for cities of 100,000 or more: United States, 1995.  [\[PDF - 142 KB\]](#)
- 1-16. Live births by day of birth: United States, 1995.  [\[PDF - 34 KB\]](#)
- 1-17. Number and percent of births to unmarried women, by race and Hispanic origin: United States, 1940-95.  [\[PDF - 39 KB\]](#)
- 1-18. Birth rates for unmarried women by age of mother, according to race and Hispanic origin: United States, specified years 1940-55 and each year 1960-95.  [\[PDF - 46 KB\]](#)
- 1-19. Birth rates for married women by age of mother, according to race and Hispanic origin: United States, 1950 and 1955 and each year 1960-95.  [\[PDF - 47 KB\]](#)


1-20. Number of births to unmarried women by race and Hispanic origin of mother by age of mother: United States and each State, 1995.  [\[PDF - 68 KB\]](#)


1-21. Number of births to unmarried women by race and Hispanic origin of mother by age of mother and percents by race and Hispanic origin of mother for cities of 100,000 or more: United States, 1995.  [\[PDF - 154 KB\]](#)


1-22. Number of births to unmarried women by race and Hispanic origin of mother, by age of mother and percents by race and Hispanic origin of mother for metropolitan areas of the United States, 1995.  [\[PDF - 242 KB\]](#)


1-23. Birth rates by age of father and race: United States, 1940, 1950, and 1960-95.  [\[PDF - 48 KB\]](#)

1-24. Live births by place of delivery and attendant, according to race and Hispanic origin: United States, selected years, 1975-95.  [\[PDF - 43 KB\]](#)


1-25. Number and percent of births of low birthweight and number and percent of women beginning prenatal care in first trimester and percent receiving late or no care, by race and Hispanic origin of mother for cities of 100,000 or more: United States, 1995.  [\[PDF - 154 KB\]](#)


1-26. Live births by birthweight, percent low birthweight and very low birthweight, by plurality, by race and Hispanic origin of mother: United States, 1995.  [\[PDF - 41 KB\]](#)

1-27. Selected birthweight characteristics of live births by educational attainment, age, and race and Hispanic origin of mother: United States, 1995.  [\[PDF - 58 KB\]](#)


1-28. Live births by 5-minute Apgar score and age of mother, according to race and Hispanic origin of mother: Total of 48 reporting States and the District of Columbia, 1995.  [\[PDF - 42 KB\]](#)

1-29. Live births by plurality by race and Hispanic origin of mother: United States and each State, 1995.  [\[PDF - 53 KB\]](#)


1-30. Central birth rates by live-birth order, current age of mother, according to race of child, for women in selected groups of cohorts from 1896-1900 to 1976-1980: United States, 1940-95.  [\[PDF - 63 KB\]](#)


1-31. Cumulative birth rates by live-birth order, exact age of mother, according to race of child, for women in selected groups of cohorts from 1886-1900 to 1977-1981: United States, 1940-1996.  [\[PDF - 81 KB\]](#)





1-32. Percent distribution of women by parity, by exact age of woman according to race of child, in selected groups of cohorts from 1896-1900 to 1977-1981: United States, 1940-1996.  [\[PDF - 63 KB\]](#)


1-33. Birth probabilities by parity, exact age of woman according to race of child: United States, specified years 1940-75 and each year 1980-95.  [\[PDF - 61 KB\]](#)

1-34. Central birth rates by live-birth order, current age of mother, according to race of child, for women in each cohort from 1946 to 1981: United States, 1995.  [\[PDF - 39 KB\]](#)

1-35. Cumulative birth rates by live-birth order, exact age of mother, according to race of child, for women in each cohort from 1946 to 1981: United States, 1996.  [\[PDF - 41 KB\]](#)


1-36. Percent distribution of women by parity, by exact age of woman, according to race of child, for women in each cohort from 1946 to 1981: United States, 1996.  [\[PDF - 40 KB\]](#)

1-37. Birth probabilities by parity, by exact age of woman, according to race of child, for women in each cohort from 1946 to 1980: United States, 1995.  [\[PDF - 40 KB\]](#)


2-1. Live births by county of occurrence and place of residence, by race of mother: United States, each State and county, and specified urban places of 10,000 or more, 1995.  [\[PDF - 587 KB\]](#)

3-1. Live births and birth rates: Puerto Rico, 1943-95, Virgin Islands, 1940-95, and Guam, 1970-95.  [\[PDF - 36 KB\]](#)

## Vital Statistics of the United States, 1994, Volume I, Natality

















This Internet release of *Vital Statistics of the United States, 1994, Volume I, Natality*, includes a total of 39 tables. The [1994 Natality Technical Appendix](#)  [\[PDF - 120 KB\]](#) describes the data contained in the tables in this Internet release.


### List of detailed tables


1-1. Live births, birth rates, and fertility rates, by race: United States, 1909-94.  [\[PDF - 41 KB\]](#)


1-2. First birth rates by age of mother, according to race and Hispanic origin: United States, specified years, 1940-55 and each year 1960-94.  [\[PDF - 45 KB\]](#)


1-3. Birth rates by live-birth order and race: United States, specified years 1940-55 and each year 1960-94 (updated 7/18/03).  [\[PDF - 41 KB\]](#)


- 1-4. Birth rates by live-birth order and Hispanic origin of mother and by race for mothers of non-Hispanic origin: United States, 1990-94.  [\[PDF - 38 KB\]](#)
- 1-5. Median age of mother by live-birth order, according to race and Hispanic origin: United States, specified years, 1940-55 and each year 1959-94.  [\[PDF - 44 KB\]](#)
- 1-6. Mean age of mother by live-birth order, according to race and Hispanic origin of mother: United States, 1968-94.  [\[PDF - 41 KB\]](#)
- 1-7. Total fertility rates and birth rates, by age of mother and race: United States, 1940-94.  [\[PDF - 49 KB\]](#)
- 1-8. Fertility rates: United States, each division and State, 1980-94.  [\[PDF - 41 KB\]](#)
- 1-9. Live births by State of occurrence distributed according to resident status: United States and each State, 1994.  [\[PDF - 54 KB\]](#)
- 1-10. Live births by single year of age of mother and live-birth order, by race and Hispanic origin of mother: United States, 1994.  [\[PDF - 49 KB\]](#)
- 1-11. Live births by specified race or national origin and Hispanic origin of mother and father: United States, 1994.  [\[PDF - 36 KB\]](#)
- 1-12. Live births by race and Hispanic origin of mother: United States and each State, 1994.  [\[PDF - 51 KB\]](#)
- 1-13. Live births by age, race and Hispanic origin of mother: United States and each State, 1994.  [\[PDF - 68 KB\]](#)
- 1-14. Live births by race and Hispanic origin of mother by age of mother for metropolitan areas of the United States, 1994.  [\[PDF - 200 KB\]](#)
- 1-15. Live births by race and Hispanic origin of mother by age of mother for cities of 100,000 or more: United States, 1994.  [\[PDF - 143 KB\]](#)
- 1-16. Live births by day of birth: United States, 1994.  [\[PDF - 34 KB\]](#)
- 1-17. Number and percent of births to unmarried women, by race and Hispanic origin: United States, 1940-94 (updated 7/18/03).  [\[PDF - 41 KB\]](#)
- 1-18. Birth rates for unmarried women by age of mother, according to race and Hispanic origin: United States, specified years 1940-55 and each year 1960-94 (updated 7/18/03).  [\[PDF - 41 KB\]](#)
- 1-19. Birth rates for married women by age of mother, according to race and Hispanic origin: United States, 1950 and 1955 and each year 1960-94.  [\[PDF - 45 KB\]](#)


1-20. Number of births to unmarried women by race and Hispanic origin of mother by age of mother: United States and each State, 1994.  [\[PDF - 68 KB\]](#)


1-21. Number of births to unmarried women by race and Hispanic origin of mother by age of mother and percents by race and Hispanic origin of mother for cities of 100,000 or more: United States, 1994.  [\[PDF - 153 KB\]](#)

1-22. Number of births to unmarried women by race and Hispanic origin of mother, by age of mother and percents by race and Hispanic origin of mother for metropolitan areas of the United States, 1994.  [\[PDF - 243 KB\]](#)


1-23. Birth rates by age of father and race: United States, 1940, 1950, and 1960-94 (updated 7/18/03).  [\[PDF - 50 KB\]](#)

1-24. Live births by place of delivery and attendant, according to race and Hispanic origin: United States, selected years, 1975-94 (updated 7/18/03).  [\[PDF - 42 KB\]](#)


1-25. Number and percent of births of low birthweight and number and percent of women beginning prenatal care in first trimester and percent receiving late or no care, by race and Hispanic origin of mother for cities of 100,000 or more: United States, 1994.  [\[PDF - 154 KB\]](#)


1-26. Live births by birthweight, percent low birthweight and very low birthweight, by plurality, by race and Hispanic origin of mother: United States, 1994.  [\[PDF - 41 KB\]](#)


1-27. Selected birthweight characteristics of live births by educational attainment, age, and race and Hispanic origin of mother: United States, 1994.  [\[PDF - 58 KB\]](#)

1-28. Live births by 5-minute Apgar score and age of mother, according to race and Hispanic origin of mother: Total of 48 reporting States and the District of Columbia, 1994.  [\[PDF - 42 KB\]](#)


1-29. Live births by plurality by race and Hispanic origin of mother: United States and each State, 1994.  [\[PDF - 53 KB\]](#)


1-30. Central birth rates by live-birth order, current age of mother, according to race of child, for women in selected groups of cohorts from 1896-1900 to 1975-1979: United States, 1940-94.  [\[PDF - 60 KB\]](#)


1-31. Cumulative birth rates by live-birth order, exact age of mother, according to race of child, for women in selected groups of cohorts from 1886-1900 to 1976-1980: United States, 1940-1995.  [\[PDF - 76 KB\]](#)


1-32. Percent distribution of women by parity, by exact age of woman according to race of child, in selected groups of cohorts from 1896-1900 to 1976-1980: United States, 1940-1995.  [\[PDF - 59 KB\]](#)


1-33. Birth probabilities by parity, exact age of woman according to race of child: United States, specified years 1940-75 and each year 1980-94.  [\[PDF - 58 KB\]](#)

1-34. Central birth rates by live-birth order, current age of mother, according to race of child, for women in each cohort from 1945 to 1980: United States, 1994.  [\[PDF - 39 KB\]](#)

1-35. Cumulative birth rates by live-birth order, exact age of mother, according to race of child, for women in each cohort from 1945 to 1980: United States, 1995.  [\[PDF - 41 KB\]](#)


1-36. Percent distribution of women by parity, by exact age of woman, according to race of child, for women in each cohort from 1945 to 1980: United States, 1995.  [\[PDF - 40 KB\]](#)


1-37. Birth probabilities by parity, by exact age of woman, according to race of child, for women in each cohort from 1945 to 1979: United States, 1994.  [\[PDF - 40 KB\]](#)


2-1. Live births by county of occurrence and place of residence, by race of mother: United States, each State and county, and specified urban places of 10,000 or more, 1994.  [\[PDF - 570 KB\]](#)


3-1. Live births and birth rates: Puerto Rico, 1943-94, Virgin Islands, 1940-94, and Guam, 1970-94.  [\[PDF - 35 KB\]](#)

Annual reports that present detailed vital statistics data, including natality, mortality, marriage and divorce. These reports are available for download. Some are available as bound volumes in many large public and university libraries.


**Vital Statistics of the United States, 1993.** Volume II, Mortality Part A. 784 pp.  [\[PDF - 73.7 MB\]](#)


**Vital Statistics of the United States, 1993.** Volume II, Mortality Part B. 765 pp.  [\[PDF - 72.7 MB\]](#)


**Vital Statistics of the United States, 1993.** Volume I, Natality. 517 pp.  [\[PDF - 47.7 MB\]](#)


**Vital Statistics of the United States, 1992.** Volume II, Mortality Part A. 783 pp.  [\[PDF - 72.2 MB\]](#)


**Vital Statistics of the United States, 1992.** Volume II, Mortality Part B. 766 pp.  [\[PDF - 71.8 MB\]](#)


**Vital Statistics of the United States, 1992.** Volume I, Natality. 515 pp.  [\[PDF - 47.7 MB\]](#)

**Vital Statistics of the United States, 1991.** Volume II, Mortality Part A. 769 pp.  [\[PDF - 71.7 MB\]](#)


**Vital Statistics of the United States, 1991.** Volume II, Mortality Part B. 764 pp.  [\[PDF - 72 MB\]](#)


**Vital Statistics of the United States, 1991.** Volume I, Natality. 516 pp.  [\[PDF - 48.2 MB\]](#)


**Vital Statistics of the United States, 1990.** Volume II, Mortality Part B. 764 pp.  [\[PDF - 77.1 MB\]](#)


**Vital Statistics of the United States, 1990.** Volume II, Mortality Part A. 760 pp.  [\[PDF - 70.5 MB\]](#)


**Vital Statistics of the United States, 1990.** Volume I, Natality. 546 pp.  [\[PDF - 51.7 MB\]](#)


**Vital Statistics of the United States, 1989.** Volume II, Mortality Part B. 753 pp.  [\[PDF - 68.2 MB\]](#)

**Vital Statistics of the United States, 1989.** Volume II, Mortality Part A. 753 pp.  [\[PDF - 67.3 MB\]](#)


**Vital Statistics of the United States, 1989.** Volume I, Natality. 508 pp.  [\[PDF - 45.8 MB\]](#)


**Vital Statistics of the United States, 1988.** Volume III, Marriage and Divorce. 260 pp.  [\[PDF - 20.2 MB\]](#)


**Vital Statistics of the United States, 1988.** Volume II, Mortality Part B. 752 pp.  [\[PDF - 68.5 MB\]](#)

**Vital Statistics of the United States, 1988.** Volume II, Mortality Part A. 641 pp.  [\[PDF - 59.3 MB\]](#)


**Vital Statistics of the United States, 1988.** Volume I, Natality. 464 pp.  [\[PDF - 39.8 MB\]](#)


**Vital Statistics of the United States, 1987.** Volume III, Marriage and Divorce. 190 pp.  [\[PDF - 14.9 MB\]](#)


**Vital Statistics of the United States, 1987.** Volume II, Mortality Part B. 752 pp.   
[\[PDF - 70.2 MB\]](#)


**Vital Statistics of the United States, 1987.** Volume II, Mortality Part A. 639 pp.   
[\[PDF - 60.6 MB\]](#)


**Vital Statistics of the United States, 1987.** Volume I, Natality. 434 pp. [\[PDF - 40 MB\]](#)


**Vital Statistics of the United States, 1986.** Volume III, Marriage and Divorce. 184 pp. [\[PDF - 14.5 MB\]](#)


**Vital Statistics of the United States, 1986.** Volume II, Mortality Part B. 752 pp.   
[\[PDF - 67.8 MB\]](#)

**Vital Statistics of the United States, 1986.** Volume II, Mortality Part A. 615 pp.   
[\[PDF - 55.6 MB\]](#)


**Vital Statistics of the United States, 1986.** Volume I, Natality. 430 pp. [\[PDF - 40.4 MB\]](#)


**Vital Statistics of the United States, 1985.** Volume III, Marriage and Divorce. 182 pp. [\[PDF - 14.1 MB\]](#)


**Vital Statistics of the United States, 1985.** Volume II, Mortality Part B. 752 pp.   
[\[PDF - 67.5 MB\]](#)

**Vital Statistics of the United States, 1985.** Volume II, Mortality Part A. 614 pp.   
[\[PDF - 55.1 MB\]](#)


**Vital Statistics of the United States, 1985.** Volume I, Natality. 430 pp. [\[PDF - 40.3 MB\]](#)


**Vital Statistics of the United States, 1984.** Volume III, Marriage and Divorce. 1988. 182 pp. [\[PDF - 14.3 MB\]](#)


**Vital Statistics of the United States, 1984.** Volume II, Mortality, Part B. 1987. 752 pp. [\[PDF - 69.6 MB\]](#)


**Vital Statistics of the United States, 1984.** Volume II, Mortality, Part A. 1987. 615 pp. [\[PDF - 58.1 MB\]](#)

**Vital Statistics of the United States, 1984.** Volume I, Natality. 1988. 452 pp.   
[\[PDF - 40.9 MB\]](#)


**Vital Statistics of the United States, 1983.** Volume III, Marriage and Divorce. 1987. 182 pp. [\[PDF - 14.4 MB\]](#)


**Vital Statistics of the United States, 1983.** Volume II, Mortality, Part B. 1987. 751 pp.  [\[PDF - 69.5 MB\]](#)


**Vital Statistics of the United States, 1983.** Volume II, Mortality, Part A. 1987. 578 pp.  [\[PDF - 55.9 MB\]](#)


**Vital Statistics of the United States, 1983.** Volume I, Natality. 1987. 452 pp.  [\[PDF - 41.5 MB\]](#)


**Vital Statistics of the United States, 1982.** Volume III, Marriage and Divorce. 1986. 181 pp.  [\[PDF - 14.4 MB\]](#)


**Vital Statistics of the United States, 1982.** Volume II, Mortality, Part B. 1986. 751 pp.  [\[PDF - 69.4 MB\]](#)

**Vital Statistics of the United States, 1982.** Volume II, Mortality, Part A. 1986. 550 pp.  [\[PDF - 48 MB\]](#)

**Vital Statistics of the United States, 1982.** Volume I, Natality. 1986. 432 pp.  [\[PDF - 41.8 MB\]](#)


**Vital Statistics of the United States, 1981.** Volume III, Marriage and Divorce. 1985. 174 pp.  [\[PDF - 13.6 MB\]](#)


**Vital Statistics of the United States, 1981.** Volume II, Mortality, Part B. 1986. 691 pp.  [\[PDF - 62 MB\]](#)

**Vital Statistics of the United States, 1981.** Volume II, Mortality, Part A. 1986. 548 pp.  [\[PDF - 49.7 MB\]](#)

**Vital Statistics of the United States, 1981.** Volume I, Natality. 1985. 444 pp.  [\[PDF - 35.4 MB\]](#)

**Vital Statistics of the United States, 1980.** Volume III, Marriage and Divorce. 1985. 213 pp.  [\[PDF - 34.8 MB\]](#)

**Vital Statistics of the United States, 1980.** Volume II, Mortality, Part B. 1985. 691 pp.  [\[PDF - 186.8 MB\]](#)

**Vital Statistics of the United States, 1980.** Volume II, Mortality, Part A. 1985. 555 pp.  [\[PDF - 110.4 MB\]](#)

**Vital Statistics of the United States, 1980.** Volume I, Natality. 1984. 443 pp.  [\[PDF - 37.9 MB\]](#)