

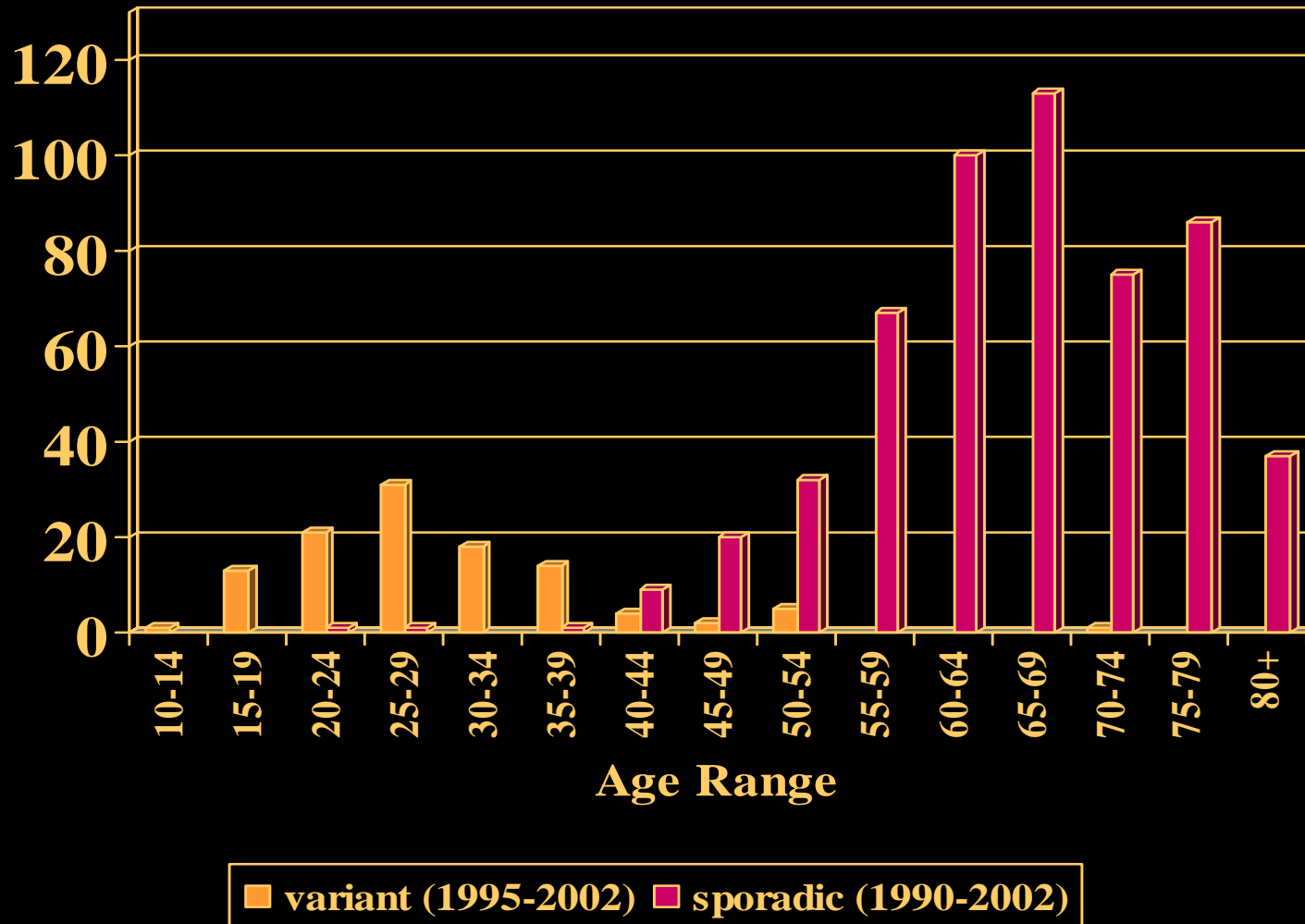
***THE UNFOLDING VARIANT  
(vCJD) EPIDEMIC***

*ICEID, Atlanta, March 27, 2002*

*R.G. Will*

# *Creutzfeldt-Jakob Disease*

## *Age at Death*



# *Cases of Definite or Probable vCJD (n=117)*

Mean age at death: 29 (range 14-74)

Median age at death: 28

Mean age at onset: 28 (range 12-74)

Median age at onset: 26

Median duration of illness: 13 months (range 6-39)

63 males : 54 females

99 cases tested are MM at codon129 of the PrP gene

# *Variant Creutzfeldt-Jakob Disease*

## *Summary*

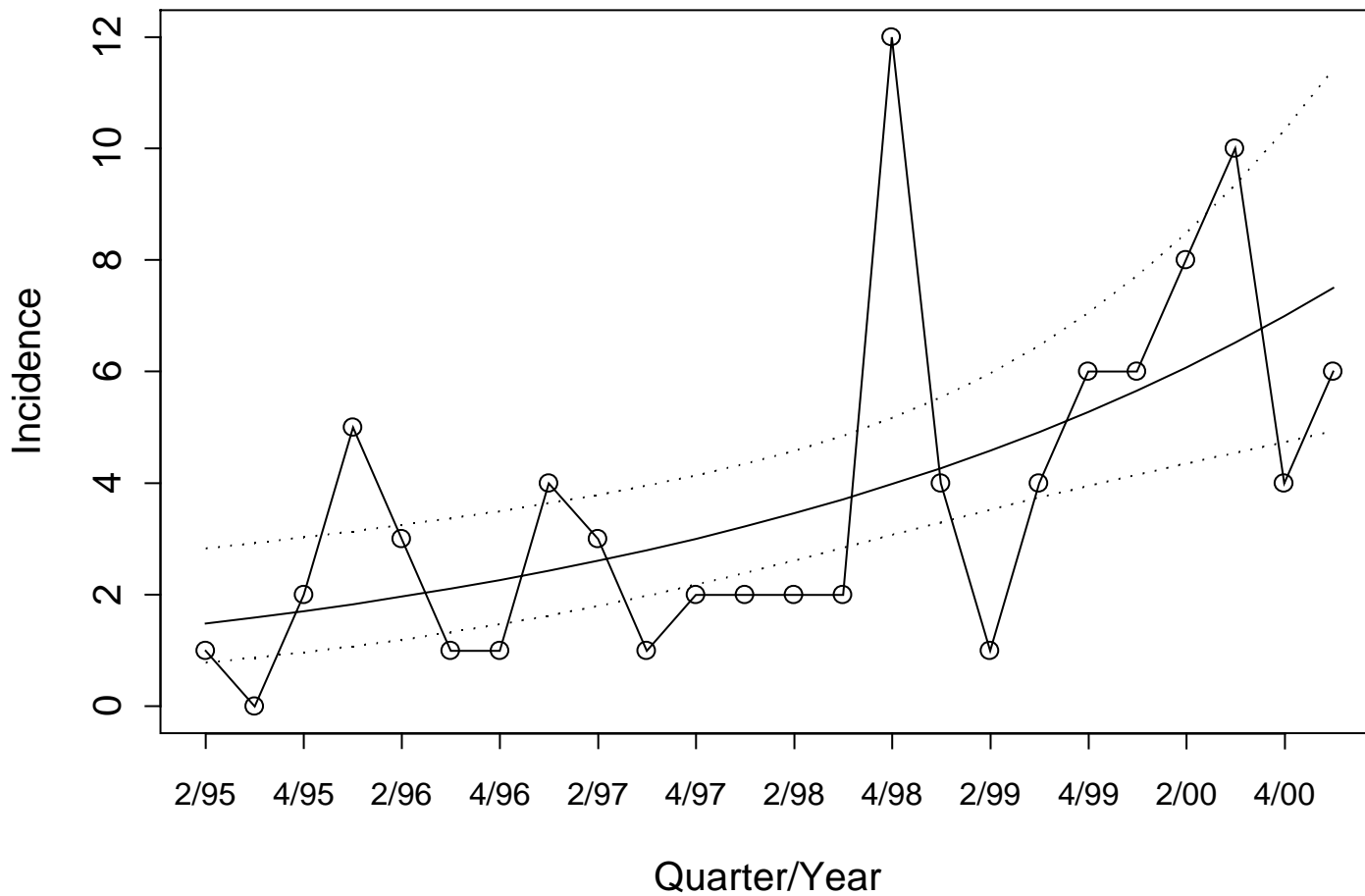
- 89 - confirmed cases
- 18 - no post mortem
- 3 - awaiting results of post mortem
- 7 - alive

*Data at 22 March 2002*

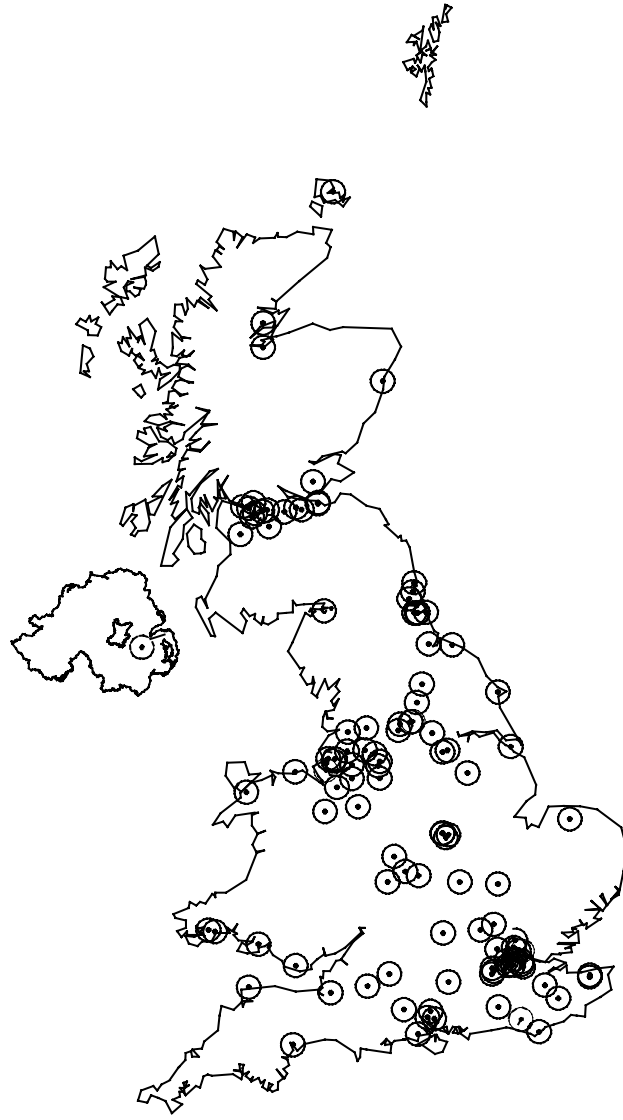
*Variant Creutzfeldt-Jakob Disease  
Number of Deaths by Year*

Year	Deaths
1995	3
1996	10
1997	10
1998	18
1999	15
2000	28
2001	20
2002	6
<b>Total</b>	<b>110</b>

Figure2: Observed (-o-) quarterly incidence of vCJD deaths  
Fitted underlying trend (\_\_\_) is given with its 95% confidence limits (...)



# Geographical distribution of places of residence at onset of symptoms of vCJD cases



# *Analysis of the Carstairs Score of Affluence and the Incidence of vCJD*

Carstairs score coded into 10 groups as follows:

Carstairs score	vCJD cases	Total population aged 10 & over (million)	Rate per million
< -3 (most affluent)	8	5.073935	1.58
-3 - <-2.25	9	4.584867	1.96
-2.25 - <-1.5	7	4.992240	1.40
-1.5 - <-0.75	8	4.637094	1.73
-0.75 - < 0.25	11	5.720263	1.92
0.25 - <1.25	10	4.604545	2.17
1.25 - <2.5	10	4.750459	2.11
2.5 - <3.75	6	4.049875	1.48
3.75 - <6	6	4.695002	1.28
6 <= (least affluent)	13	4.706871	2.76

There is no clear trend with Carstairs score



## *Reported operations/surgical procedures for 51 cases of vCJD and 116 community controls*

Type of operation/ surgical procedure	% of cases (n=51)	% of controls (n=116)	Odds ratio (95% CI), p value (based on matched cases and controls)
Any operation	67	74	0.6 (0.3, 1.5), 0.3
Neurological operation	2	2	1.5 (0.1, 16.5), 0.7
Eye operation	2	4	0.4 (0.0, 4.1), 0.5
Ear operation	2	3	0.6 (0.1, 6.0), 0.7
Orthopaedic operation	8	11	0.7 (0.2, 2.2), 0.5
Abdominal operation*	22	17	1.4 (0.4, 4.2), 0.6
Tonsillectomy	8	14	0.7 (0.2, 2.1), 0.5
Appendicectomy	4	7	0.5 (0.1, 2.4), 0.4
Other	55	59	0.9 (0.4, 2.0), 0.9

\*includes appendicectomy

*Reported life-time occupations for 50 cases  
of vCJD and 116 community controls*

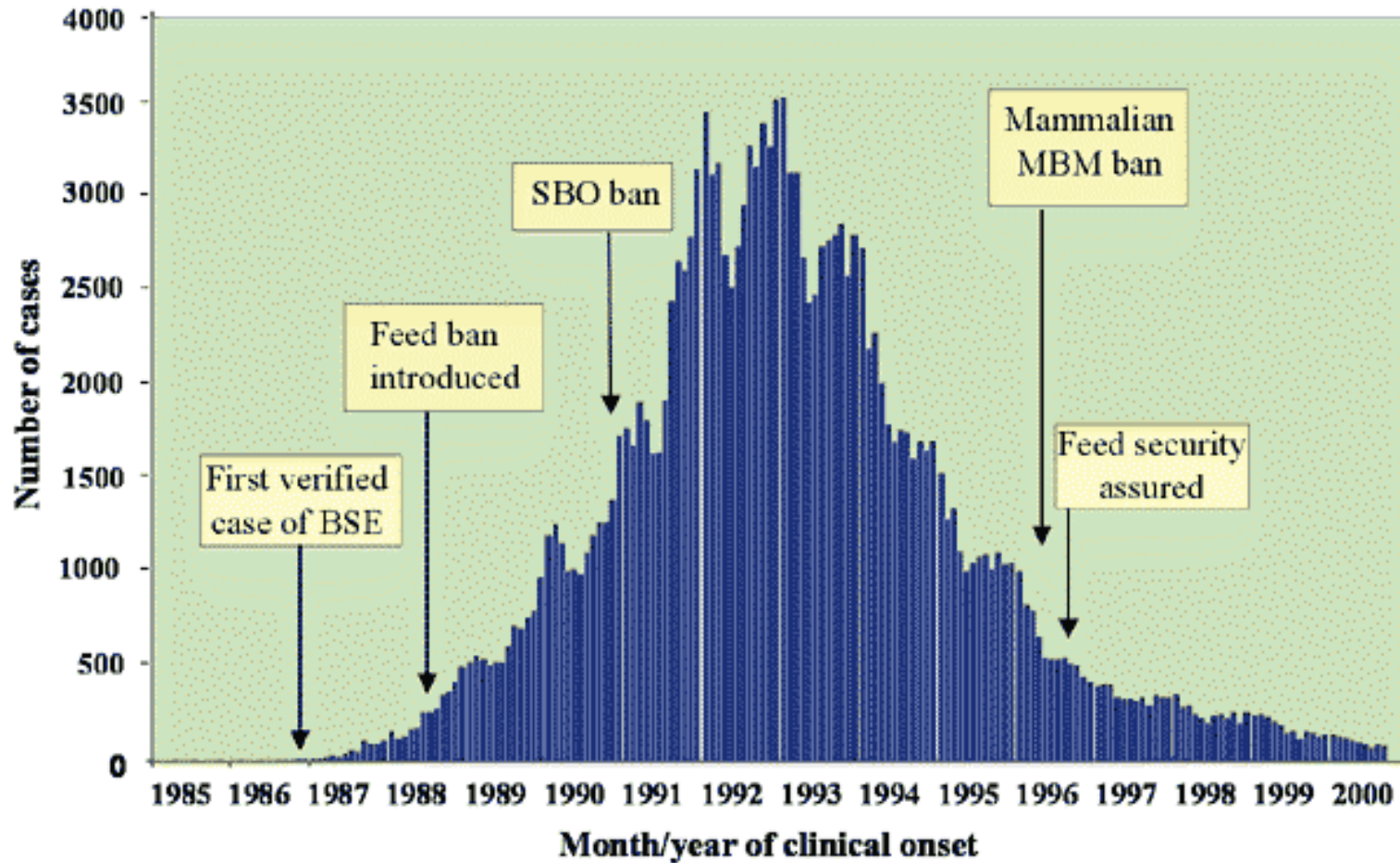
**CASES**

- Medical/paramedical/  
nursing/dentistry 4%
- Animal Laboratory 0%
- Animal farming/veterinary  
medicine 6%
- Meat Industry 10%
- Catering Industry 30%

**CONTROLS**

- Medical/paramedical/  
nursing/dentistry 13%
- Animal Laboratory 1%
- Animal farming/veterinary  
medicine 7%
- Meat Industry 9%
- Catering Industry 29%

# *BSE Epidemic in the UK*



# *Bovine Spongiform Encephalopathy*



- Oral BSE brain to sheep/goats 0.5g
- Oral BSE brain to cows 1.0g

# *vCJD Numbers Worldwide*

## *March 2002*



UK	117
France	5
Republic of Ireland	1
Italy	1

# *BSE in Europe*

## *March 2002*

