





Public Use Data Tape Documentation-Part I




National Health Interview Survey
1984

U.S. DEPARTMENT OF HEALTH AND HUMAN SERVICES • Public Health Service • National Center for Health Statistics



Public Use Data Tape Documentation-Part I

National Health Interview Survey
1984



U.S. DEPARTMENT OF HEALTH AND HUMAN SERVICES
Public Health Service
National Center for Health Statistics

Hyattsville, Maryland
July 1986

GUIDELINES

With the goal of mutual benefit, NCHS requests that recipients of data tapes cooperate in certain actions related to their use.

Any published material derived from the data should acknowledge the National Center for Health Statistics as the original source. It should also include a disclaimer that credits any analyses, interpretations, or conclusions reached to the author (recipient of the tape) and not to NCHS, which is responsible only for the initial data. Consumers who wish to publish a technical description of the data should make a reasonable effort to insure that the description is not inconsistent with that published by NCHS.

Tape formats, diagnostic recodes, and guidance on weighting and procedures for deriving estimates from National Health Interview Survey data tapes are included in this volume. Detailed technical information is also contained in the following publications and documents which accompany the NHIS Public Use Data Tape Package. Additional copies of the documentation may be purchased from the National Technical Information Service.

National Center for Health Statistics, Kovar, M.G. and Poe, G.S.: The National Health Interview Survey Design 1973-1984 and Procedures 1975-1983. Vital and Health Statistics, Series 1-No. 18. DHHS Pub. No. (PHS) 85-1320. Public Health Service. Washington. U.S. Government Printing Office.

Current Estimates from the National Health Interview Survey: United States, 1984. Vital and Health Statistics. Series 10-No. 156. Public Health Service. Washington. U.S. Government Printing Office.

Interviewer's Manual, 1984. Part II, Public Use Data Tape Documentation.

Medical Coding Manual and Short Index, 1984. Part III, Public Use Data Tape Documentation.

PREFACE

The basic NHIS tape files are created and maintained by Record Type. The contents of these tape files are presented in the Outline of Items and Codes for each record type. Note that Household items in tape locations 3-24 and 182-186 are repeated in all records associated with a household; Person items in tape locations 25-92 are repeated in all records associated with a person.

Users of the tape files should take note of the following tape characteristics:

1. Type of Record (Tape Locations 1-2)

- 10 = Household Record - The Household file contains one household record for each interviewed household and each Type A non-interviewed household (see Household locations 28-29).
- 20 = Person Record - The Person file contains one person record for each person for whom information was obtained in an interviewed household.
- 30 = Condition Record - The Condition file contains one condition record for each reported condition.
- 40 = Doctor Visit Record - The Doctor Visit file contains one record for each reported two-week doctor visit (includes telephone calls).
- 50 = Hospital Record - The Hospital file contains one record for each reported hospitalization (twelve-month recall).

2. File Sequence

Each file is in sequence by the following identifying items:

<u>Item</u>	<u>Tape Locations</u>
Quarter	5
PSU - Random recode	6-8
Week - Census code	9-10
Segment	11-12
Household Number	13-14
Person Number (Blank on Household Record)	15-16
Record Serial Number (Blank on Household and Person Records)	17-18

2. File Sequence - continued

The Quarter x PSU x Week x Segment x Household Number identifies a household.

The Person Number identifies a person within a household.

The Record Serial Number identifies multiple records within a Record Type for a person; for example, condition records for a person are identified with a unique number beginning with 01 for each condition associated with the person. A person may have zero, one, or a multiple number of condition, hospital, and doctor visit records.

3. Other Tape Characteristics

- .1 Headers and trailers = Standard IBM labels
- .2 Density = 1600 BPI
- .3 Record length = Fixed length of 335 bytes
- .4 Blocksize = 3350 (10 records per block)
- .5 Tape format = All fields are in character format.
- .6 Data Set Names:
 - HOUSEHOLD = HISY1984.HOUSEHLD
 - PERSON = HISY1984.PERSONSX
 - CONDITION = HISY1984.CONDITON
 - HOSPITAL = HISY1984.HOSPITAL
 - DOCTOR VISIT = HISY1984.DRVISITS

NOTE: Standard Metropolitan Statistical Areas are those defined for the 1970 Decennial Census.

NATIONAL HEALTH INTERVIEW SURVEY
Calendar Year 1984 Computer Processing
Public Use Data Tape
TABLE OF CONTENTS - PART I

	<u>Page</u>
INTRODUCTION	1
REFERENCES	3
COMPARED CHANGES	5
TAPE FORMATS	
Household Record	7
Person Record	19
Condition Record	43
Doctor Visit Record	75
Hospital Record	103
DIAGNOSTIC RECODES	
Recode A. Acute Conditions	129
Recode B. Diseases, Injuries and Impairments	135
Recode C. Chronic Conditions and Impairments	159
TABULATION SPECIFICATIONS AND WEIGHTING - INTRODUCTION	169
SPECIFICATIONS FOR RECREATING CURRENT ESTIMATES TABLES	171
TABULATING DATA FOR CURRENT ESTIMATES TABLES	173
APPENDICES	
Appendix A. Codes for Types of Special Places	181
Appendix B. Industry Recodes	185
Appendix C. Occupation Recodes	191
Appendix D. Description of Class of Accident Code	197
Appendix E. Classification of Operations and Non-operative Procedures for HIS	199

THE NATIONAL HEALTH INTERVIEW SURVEY

INTRODUCTION

Since 1957, the National Center for Health Statistics has conducted the National Health Interview Survey (NHIS) annually. It includes a "core" set of questions on health-related variables which generally change little from year-to-year and supplements which can vary annually. There were a few minor changes to the NHIS in 1984. In 1982, however, fairly substantial changes were made to parts of the core. These changes reflect different concepts in the measurement of health-related variables. Therefore, data derived from these changed concepts, particularly limitation of activity, acute conditions, disability days and doctor visits, should not be compared to data gathered before 1982. A discussion of these changes and the effect on resulting statistics are contained in the Series 1, No. 18 report contained in this public use tape documentation package and a special appendix to the Current Estimates, 1982 (Series 10, No. 150). More information on the survey in general and the 1984 version, in particular, is found in the Current Estimates Series report included with this public use tape documentation. The NHIS is a personal interview household survey using a nationwide sample of the civilian, noninstitutionalized population of the United States. The sample is chosen in such a way that each person included has a known non-zero probability of selection. These probabilities of selection along with adjustments for nonresponse and poststratification are reflected in the sample weights which are provided on the Public Use Tape.

Use of Sample Weights

Since the NHIS uses a multistage sample designed to represent the civilian noninstitutionalized population of the United States, it is necessary to utilize the person's basic weight for proper analysis of the data. In addition to the design and ratio adjustments included in the person basic weight, the person weight is further modified depending on the variable selected (e.g., 2-week bed days), the length of the recall period, and the period of time for which the estimate is to be made.

The chronic condition prevalence factor, however, does not incorporate the person weight. It adjusts the sample for distributional variations (age, sex, race) within the one-sixth subsample of persons who are asked one of six chronic condition lists. It must be multiplied by the person weight to create prevalence estimates of chronic conditions. Details are given in the documentation preceding the condition record tape layout.

Sample Design, Variance, Estimation, and Hypothesis Testing

The data collected in the NHIS are obtained through a complex sample design involving both clustering and stratification. Because of the complex design and the ratio adjustments applied to the sample weights (see previous section on use of sample weights), the direct application of standard statistical analysis methods for variance estimation and hypothesis testing may yield misleading results.

There are computer programs available which provide the capability of variance estimation for complex sample designs. The balanced repeated replication approach¹ is utilized in &REPERR-&PSALMS-OSIRIS.IV² to calculate the variance-covariance matrix. SESUDAAN³ and SURREGR,⁴ are programs that calculate the variance-covariance matrix using the linearization approach⁵ (Taylor series expansion).

In order to provide the user with the capability of estimating the complex sample variances in the NHIS data using the above procedures, we have provided Strata and Pseudo Primary Sampling Unit (PSU) codes on all data tapes in positions (187-189). These variables and the sample weights are necessary for the calculation of variances.

Even though the overall number of persons in this survey is quite large for statistical inference purposes, subclass analyses can lead to estimators that are unreliable. Consequently, analyses of subclasses require that the user pay particular attention to the coefficient of variation for the estimates of means, proportions and totals. In addition, small sample sizes, or a small number of PSU's used in the variance calculations may produce unstable estimates of the variances using the above computer programs.

An NCHS Series 2 publication discussing these issues is in process. Detailed information from this publication on calculating variances and the use of sample weights is available, upon request, from NCHS.

REFERENCES

- ¹National Center for Health Statistics: Replication an Approach to the Analysis of Data from Complex Surveys by P.J. McCarthy. Vital and Health Statistics Series 2, No. 14. DHEW Pub. No. (PHS) 79-1269. Public Health Service. Washington, D.C. U.S. Government Printing Office, 1966.
- ²Survey Research Center Computer Support Group, OSIRIS IV User's Manual, Institute for Social Research, 1979.
- ³B.V. Shah, "SESUDAAN: Standard Errors Program for Computing of Standardized Rates from Sample Survey Data." Research Triangle Institute, Research Triangle Park, N.C., RTI/5250-00-01S, April 1981.
- ⁴Mary Margaret Holt (revised April 1982 by B.V. Shah) "SURREGR: Standard Errors of Regression Coefficients from Sample Survey Data." Research Triangle Institute, Research Triangle Park, N.C. May 1977.
- ⁵Hidioglou, M.A., Fuller, W. A. and Hickman, R. D. "SUPER CARP". Survey Section, Statistical Laboratory, Iowa State University, Sixth edition, October 1980.
- ⁶"Contingency Table Analysis for Complex Sample Designs (CPLX) U. S. Bureau of the Census.

CHANGES IN THE 1984 PUBLIC USE TAPE COMPARED TO 1983

HOUSEHOLD VARIABLES: no changes.

PERSON VARIABLES (on Person and other records except Household):

Tape Location

- 40-41 Age of family reference person has been deleted.
- 54-55, 56 These locations have been changed to "Highest Education of Responsible Adult Family Member" - detail and recode (rather than education of family reference person).
- For unrelated persons (14 years of age and over), this field contains the individual's own educational level. For adults in families, this field contains the highest educational level of a related adult who is present. For "children in the family" (who are under 25 and unmarried), this field contains the highest educational level of any parent (or other related adult if no parent is present). If the parent(s) is in the military, the educational level is assigned "unknown".
- 73 LIMITATION OF SCHOOL ACTIVITIES
- This field specifies the kind of limitation for children who are 5-17 years of age and limited in activity (location 71 = 1-3).
- 74 NEEDS HELP WITH PERSONAL CARE (5-59 years and limited, or 60-69 years).
- This field has a valid code (1-4) only for those in the groups specified above.

CONDITION VARIABLES:

Tape Location

- 128 ALL INJURIES
- This variable is the same as the "first injury" variable located in the same position on the 1982 and 1983 tapes. It includes all conditions reported to be caused by an accident or injury.

CONDITION VARIABLES: continued

Tape Location

- 138 SELECTED FIRST INJURY
- This new field is limited to conditions with ICD codes 800-999 and impairments due to injury. This field is used by DHIS to compute episodes of persons injured.
- 139 CONDITION CAUSES PERSONAL CARE ACTIVITY LIMITATION
- This is a new field in 1984. For persons 70 years or older, this information is found in loc. 126.

DOCTOR VISIT VARIABLES: No changes.

HOSPITAL VARIABLES:

- 145 HOSPITALIZATION FOR DELIVERY
- This new field combines data on the reason for entering the hospital and the surgical procedures performed while in the hospital. This field can be used to identify hospitalizations for deliveries.
- 146 REASON ENTERED HOSPITAL
- This new field identifies the reported reason for entering the hospital, not what actually occurred.

H O U S E H O L D R E C O R D

HH-1

NHIS PUBLIC USE TAPE RECORDS

Outline of Items and Codes

Number of Records = 41,471

HOUSEHOLD RECORD

Tape Locations	Item No.	Frequency	Items and Codes
1-2	-		RECORD TYPE
		41,471	10. Household Record
3-4	-		PROCESSING YEAR
		41,471	84. 1984
5	-		PROCESSING QUARTER
		10,264	1. Quarter 1
		10,385	2. Quarter 2
		10,344	3. Quarter 3
		10,478	4. Quarter 4
6-8	HH-5		RANDOM RECODE OF PSU NUMBER
9-10	HH-5		WEEK - CENSUS CODE
			01, 21, 41, 61, 81 ... Week 01
			02, 22, 42, 62, 82 ... Week 02
			03, 23, 43, 63, 83 ... Week 03
			04, 24, 44, 64, 84 ... Week 04
			05, 25, 45, 65, 85 ... Week 05
			06, 26, 46, 66, 86 ... Week 06
			07, 27, 47, 67, 87 ... Week 07
			08, 28, 48, 68, 88 ... Week 08
			09, 29, 49, 69, 89 ... Week 09
			10, 30, 50, 70, 90 ... Week 10
			11, 31, 51, 71, 91 ... Week 11
			12, 32, 52, 72, 92 ... Week 12
			13, 33, 53, 73, 93 ... Week 13

NHIS PUBLIC USE TAPES

Tape Locations	Item No.	Frequency	Items and Codes
11-12	HH-5		SEGMENT NUMBER Week plus Segment Number identifies the segment
13-14	HH-5		HOUSEHOLD NUMBER Numbered within PSU-Week-Segment
15-16		-	BLANK (Person Number on other record types)
17-18		-	BLANK (Record Serial Number on other record types)
19-20	HH-5		WEEK CODE (Numbered within Quarter)
		3,157	Week 01. 01, 21, 41, 61, 81
		3,103	Week 02. 02, 22, 42, 62, 82
		3,117	Week 03. 03, 23, 43, 63, 83
		3,147	Week 04. 04, 24, 44, 64, 84
		3,283	Week 05. 05, 25, 45, 65, 85
		3,158	Week 06. 06, 26, 46, 66, 86
		3,074	Week 07. 07, 27, 47, 67, 87
		3,312	Week 08. 08, 28, 48, 68, 88
		3,232	Week 09. 09, 29, 49, 69, 89
		3,249	Week 10. 10, 30, 50, 70, 90
		3,221	Week 11. 11, 31, 51, 71, 91
		3,123	Week 12. 12, 32, 52, 72, 92
		3,295	Week 13. 13, 33, 53, 73, 93
21			BLANK

NHIS PUBLIC USE TAPES

Tape Locations	Item No.	Frequency	Items and Codes
22-23	HH-10d		TYPE OF LIVING QUARTERS:
			<u>Housing Unit = (00-07)</u>
		245	00. Housing unit; kind unknown
		38,597	01. House, apartment, flat
		60	02. HU in nontransient hotel, motel, etc.
		33	03. HU-permanent in transient hotel, motel, etc.
		26	04. HU in rooming house
		1,804	05. Mobile home or trailer with no permanent room added
		262	06. Mobile home or trailer with one or more permanent rooms added
		25	07. HU not specified above
			<u>Other Unit = (08-12)</u>
		30	08. Quarters not HU in rooming or boarding house
		0	09. Unit not permanent in transient hotel, motel, etc.
		0	10. Unoccupied tent site or trailer site
		387	11. Other unit not specified above
		2	12. Other unit; kind unknown
24	HH-11		HAS TELEPHONE
		35,597	1. Yes, phone number given
		1,208	2. Yes, no phone number given
		3,065	3. No
		126	4. Unknown
		1,475	Blank. Non-interview
25-26	HH-6		SPECIAL PLACE (Unedited)
			SEE APPENDIX A
			Blank. Not applicable

HH-4

NHIS PUBLIC USE TAPES

Tape Locations	Item No.	Frequency	Items and Codes
27	HH-15		COMPLETED INTERVIEW
		39,638	1. Completed interview - non-military household
		1,475	2. Non-interview
		358	3. Completed interview - military household ^{1/}
28-29	HH-14		NON-INTERVIEW REASON
			<u>Type A</u>
		942	01. Refused
		216	02. No one at home
		236	03. Temporarily absent
		81	04. Other
		39,996	Blank. Not applicable (completed interview)
<u>30-33</u>	HH-15		DATE OF COMPLETION (OR LAST ATTEMPT) OF INITIAL INTERVIEW (Unedited)
30-31			<u>Month</u>
		01.	January
		02.	February
		03.	March
		04.	April
		05.	May
		06.	June
		07.	July
		08.	August
		09.	September
		10.	October
		11.	November
		12.	December
			Blank.
32-33			<u>Day</u>
		01-31.	Day of Month
			Blank.
34-35	Generated		NUMBER OF FAMILIES IN THE HOUSEHOLD - (Unrelated individuals are considered to be one-member families).
			Blank. Non-interview

^{1/}Spouse or parent is in the Armed Forces.

HH-5

NHIS PUBLIC USE TAPES

Tape Locations	Item No.	Frequency	Items and Codes
36-55	Generated		SIZE OF FAMILY 00. Not applicable or only unrelated individuals 01+ Number of persons in family Blank. Non-interview
36-37			SIZE OF FAMILY - Primary Family
38-39			SIZE OF FAMILY - Secondary Family No. 1
40-41			SIZE OF FAMILY - Secondary Family No. 2
42-43			SIZE OF FAMILY - Secondary Family No. 3
44-45			SIZE OF FAMILY - Secondary Family No. 4
46-47			SIZE OF FAMILY - Secondary Family No. 5
48-49			SIZE OF FAMILY - Secondary Family No. 6
50-51			SIZE OF FAMILY - Secondary Family No. 7
52-53			SIZE OF FAMILY - Secondary Family No. 8
54-55			SIZE OF FAMILY - Secondary Family No. 9
56-57	Generated		NUMBER OF UNRELATED INDIVIDUALS 00. Not applicable 01+ Number of unrelated individuals Blank. Non-interview

NHIS PUBLIC USE TAPES

Tape Locations	Item No.	Frequency	Items and Codes
58	Generated		REFERENCE PERSON PRESENT - Primary Family 1. Yes or all adult family members in Armed Forces Blank. Household with unrelated individuals only or non-interviewed household
59			REFERENCE PERSON PRESENT - Secondary Family No. 1
60			REFERENCE PERSON PRESENT - Secondary Family No. 2
61			REFERENCE PERSON PRESENT - Secondary Family No. 3
62			REFERENCE PERSON PRESENT - Secondary Family No. 4
63			REFERENCE PERSON PRESENT - Secondary Family No. 5
64			REFERENCE PERSON PRESENT - Secondary Family No. 6
65			REFERENCE PERSON PRESENT - Secondary Family No. 7
66			REFERENCE PERSON PRESENT - Secondary Family No. 8
67			REFERENCE PERSON PRESENT - Secondary Family No. 9

NHIS PUBLIC USE TAPES

Tape Locations	Item No.	Frequency	Items and Codes
68-69	Generated		NUMBER OF PERSON RECORDS FOR THE HOUSEHOLD
70-71	Generated		NUMBER OF CONDITION RECORDS FOR THE HOUSEHOLD
72-73	Generated		NUMBER OF TWO-WEEK DOCTOR VISIT RECORDS FOR THE HOUSEHOLD
74-75	Generated		NUMBER OF HOSPITAL RECORDS FOR THE HOUSEHOLD
76	A-A2		CONDITION LIST ASSIGNED
		6,656	1. Condition List 1, Skin and Musculoskeletal
		6,635	2. Condition List 2, Impairments
		6,661	3. Condition List 3, Digestive
		6,699	4. Condition List 4, Miscellaneous
		6,710	5. Condition List 5, Circulatory
		6,629	6. Condition List 6, Respiratory
		6	7. Unknown
		1,475	Blank. Non-interview
77-181		-	BLANK
182	Master Record		REGION
		9,052	1. Northeast
		10,766	2. North Central
		13,532	3. South
		8,121	4. West

NHIS PUBLIC USE TAPES

Tape Locations	Item No.	Frequency	Items and Codes
183-184	Master Record		TABULATION AREA
		25,205	Blank. Nonself-representing Sections and self-representing SMSA's other than those recoded 34-64.
			<u>Large Self-representing SMSA's</u>
			<u>Recode</u> <u>SMSA</u>
		510	34 Boston
		2,813	35 New York*
		865	36 Philadelphia
		413	37 Pittsburgh
		740	38 Detroit
		1,387	39 Chicago**
		259	40 Cincinnati
		1,436	41 Los Angeles-Long Beach
		662	42 San Francisco-Oakland
		422	43 Baltimore
		309	44 Atlanta
		238	45 Buffalo
		371	46 Cleveland
		383	47 Minneapolis-St. Paul
		265	48 Milwaukee
		227	49 Kansas City
		429	50 St. Louis
		431	51 Houston
		344	52 Dallas
		616	53 Washington, DC
		324	54 Seattle-Everett
		368	55 San Diego
		419	56 Anaheim-Santa Ana-Garden Grove
		281	57 Miami
		310	58 Denver
		297	59 San Bernardino-Riverside-Ontario
		219	60 Indianapolis
		243	61 San Jose
		209	62 New Orleans
		236	63 Tampa-St. Petersburg
		240	64 Portland, Oregon
			*Northeastern New Jersey Consolidated Area
			**Northwestern Indiana Consolidated Area

HH-9

NHIS PUBLIC USE TAPES

Tape Locations	Item No.	Frequency	Items and Codes
185	Master Record		TYPE OF PSU
		16,266	0. The 31 Large Self-representing SMSA's
		9,479	1. SMSA - Self-representing
		2,775	3. SMSA - Nonself-representing
		687	4. Non-SMSA - Self-representing
		12,264	6. Non-SMSA - Nonself-representing
186	Recode		SMSA - NON-SMSA RESIDENCE
		11,450	1. SMSA - Central City
		15,882	2. SMSA - Not Central City
		12,026	3. Non-SMSA - Nonfarm
		638	4. Non-SMSA - Farm
		1,475	Blank. Non-interview
187-200			BLANK
201-206			BASIC WEIGHT
			(7492.8064 adjusted by Segment and Special HH Sampling Factors) (XXXXX.X)
207-335			BLANK

P E R S O N R E C O R D

NHIS PUBLIC USE TAPE RECORDS

Outline of Items and Codes

Number of Records = 105,290

PERSON RECORD

Tape Locations	Item No.	Frequency	Items and Codes
1-2	-		RECORD TYPE
		105,290	20. Person Record
3-4	-		PROCESSING YEAR
		105,290	84. 1984
5	-		PROCESSING QUARTER
		25,968	1. Quarter 1
		26,743	2. Quarter 2
		26,316	3. Quarter 3
		26,263	4. Quarter 4
6-8	HH-5		RANDOM RECODE OF PSU NUMBER
9-10	HH-5		WEEK - CENSUS CODE
			01, 21, 41, 61, 81 ... Week 01
			02, 22, 42, 62, 82 ... Week 02
			03, 23, 43, 63, 83 ... Week 03
			04, 24, 44, 64, 84 ... Week 04
			05, 25, 45, 65, 85 ... Week 05
			06, 26, 46, 66, 86 ... Week 06
			07, 27, 47, 67, 87 ... Week 07
			08, 28, 48, 68, 88 ... Week 08
			09, 29, 49, 69, 89 ... Week 09
			10, 30, 50, 70, 90 ... Week 10
			11, 31, 51, 71, 91 ... Week 11
			12, 32, 52, 72, 92 ... Week 12
			13, 33, 53, 73, 93 ... Week 13

NHIS PUBLIC USE TAPE RECORDS

Tape Locations	Item No.	Frequency	Items and Codes
11-12	HH-5		SEGMENT NUMBER Week plus Segment Number identifies the segment
13-14	HH-5		HOUSEHOLD NUMBER Numbered within PSU-Week-Segment
15-16	-		PERSON NUMBER
17-18	-		BLANK (Record Serial Number on other record types).
19-20	HH-5		WEEK CODE (Numbered within Quarter)
		8,025	Week 01. 01, 21, 41, 61, 81
		7,873	Week 02. 02, 22, 42, 62, 82
		7,985	Week 03. 03, 23, 43, 63, 83
		8,133	Week 04. 04, 24, 44, 64, 84
		8,429	Week 05. 05, 25, 45, 65, 85
		7,783	Week 06. 06, 26, 46, 66, 86
		7,786	Week 07. 07, 27, 47, 67, 87
		8,553	Week 08. 08, 28, 48, 68, 88
		8,076	Week 09. 09, 29, 49, 69, 89
		8,150	Week 10. 10, 30, 50, 70, 90
		8,355	Week 11. 11, 31, 51, 71, 91
		7,759	Week 12. 12, 32, 52, 72, 92
		8,383	Week 13. 13, 33, 53, 73, 93
21			BLANK

NHIS PUBLIC USE TAPE RECORDS

Tape Locations	Item No.	Frequency	Items and Codes
22-23	HH-10d		TYPE OF LIVING QUARTERS:
			<u>Housing Unit = (00-07)</u>
		356	00. Housing unit; kind unknown
		99,167	01. House, apartment, flat
		66	02. HU in nontransient hotel, motel, etc.
		46	03. HU-permanent in transient hotel, motel, etc.
		35	04. HU in rooming house
		4,290	05. Mobile home or trailer with no permanent room added
		669	06. Mobile home or trailer with one or more permanent rooms added
		39	07. HU not specified above
			<u>Other Unit = (08-12)</u>
		43	08. Quarters not HU in rooming or boarding house
		0	09. Unit not permanent in transient hotel, motel, etc.
		0	10. Unoccupied tent site or trailer site
		575	11. Other unit not specified above
		4	12. Other unit; kind unknown
24	HH-11		HAS TELEPHONE
		93,944	1. Yes, phone number given
		2,865	2. Yes, no phone number given
		8,207	3. No
		274	4. Unknown
25	A-1		SEX
		50,335	1. Male
		54,955	2. Female
26	-		BLANK

NHIS PUBLIC USE TAPE RECORDS

Tape Locations	Item No.	Frequency	Items and Codes
27-28	Person Column		AGE
		1,665	00. Under 1 year
		103,615	01-98. Number of years
		10	99. 99+ years of age
29	Recode		AGE RECODE #1
		8,414	1. Under 5 years
		21,202	2. 5-17 years
		12,006	3. 18-24 years
		31,361	4. 25-44 years
		20,413	5. 45-64 years
		4,101	6. 65-69 years
		3,243	7. 70-74 years
		4,550	8. 75 years and over
30	Recode		AGE RECODE #2
		9,972	1. Under 6 years
		17,934	2. 6-16 years
		13,716	3. 17-24 years
		17,603	4. 25-34 years
		13,758	5. 35-44 years
		10,561	6. 45-54 years
		9,852	7. 55-64 years
		7,344	8. 65-74 years
		4,550	9. 75 years and over
31-32	Recode		AGE RECODE #3
		5,044	00-35. Months
		100,246	36. Over 3 years
33	-		BLANK

NHIS PUBLIC USE TAPE RECORDS

Tape Locations	Item No.	Frequency	Items and Codes
<u>34-39</u>	A-3		MONTH AND YEAR OF BIRTH
34-35			<u>Month</u>
			01. January 07. July
			02. February 08. August
			03. March 09. September
			04. April 10. October
			05. May 11. November
			06. June 12. December
			99. DK or refused
36-39			<u>Year of Birth</u>
			1800-1899. 1800-1899
			1900-1984. 1900-1984
			9999. DK or refused
40-41			BLANK
42	L-3		MAIN RACIAL BACKGROUND - Reported
		638	1. Aleut, Eskimo, or American Indian
		2,046	2. Asian/Pacific Islander
		11,500	3. Black
		89,046	4. White
		1,105	5. Other
		221	6. Multiple race
		734	7. Unknown

NHIS PUBLIC USE TAPE RECORDS

Tape Locations	Item No.	Frequency	Items and Codes
<u>43-45</u>	Recode		RACE RECODES
43			<u>Recode 1</u>
		90,986	1. White
		11,538	2. Black
		2,766	3. Other
44			<u>Recode 2</u>
		90,986	1. White
		14,304	2. Non-white
45			<u>Recode 3</u>
		11,538	1. Black
		93,752	2. Non-black
46-47	L-4		HISPANIC ORIGIN
		181	00. Multiple Hispanic
		1,074	01. Puerto Rican
		398	02. Cuban
		1,478	03. Mexican-Mexicano
		2,992	04. Mexican-American
		120	05. Chicano
		803	06. Other Latin American
		932	07. Other Spanish
		173	08. Spanish, DK type
		847	09. Unknown if Spanish origin
		96,292	10. Not Spanish origin
48	L-7		MARITAL STATUS
		22,609	0. Under 14 years
		48,329	1. Married - spouse in household
		630	2. Married - spouse not in household
		5,844	3. Widowed
		4,982	4. Divorced
		1,643	5. Separated
		20,505	6. Never married
		748	7. Unknown

NHIS PUBLIC USE TAPE RECORDS

Tape Locations	Item No.	Frequency	Items and Codes
49	L-1		VETERAN STATUS
		61,609	1. Non-veteran
		108	2. WW I
		4,356	3. WW II
		2,097	4. Korean War
		3,752	5. Vietnam veteran
		623	6. Post-Vietnam
		1,750	7. Other service
		415	8. Served in Armed Forces, unknown if war veteran
		964	9. Unknown if served in Armed Forces
		29,616	Blank. Under 18 years of age
50	L-1		ACTIVE GUARD/RESERVE STATUS FOR PERSONS ON ACTIVE DUTY IN ARMED FORCES
		61,609	0. Non-veteran
		865	1. All service in Guard/Reserve
		1,839	2. Some service in Guard/Reserve
		36	3. Unknown if all service in Guard/Reserve
		9,645	4. No active service in Guard/Reserve
		1,680	5. Unknown if ever active member in Guard/Reserve or served in Armed Forces
		29,616	Blank. Under 18 years of age
51-52	L-2		EDUCATION OF INDIVIDUAL - COMPLETED YEARS
		3,785	00. Never attended; kindergarten only
		65,744	01-12. Grades 1-12
			<u>College:</u>
		5,134	13. 1 year
		6,167	14. 2 years
		2,437	15. 3 years
		7,241	16. 4 years
		1,640	17. 5 years
		3,545	18.. 6 years or more
		1,183	19. Unknown
		8,414	Blank. Under 5 years of age

NHIS PUBLIC USE TAPE RECORDS

Tape Locations	Item No.	Frequency	Items and Codes
53	Recode		EDUCATION OF INDIVIDUAL RECODE
		3,785	0. None; kindergarten only
		21,788	1. 1-8 years (elementary)
		14,417	2. 9-11 years (high school)
		29,539	3. 12 years (high school graduate)
		13,738	4. 1-3 years (college)
		7,241	5. 4 years (college graduate)
		5,185	6. 5+ years (post-college)
		1,183	7. Unknown
		8,414	Blank. Under 5 years of age
54-55			HIGHEST EDUCATION OF RESPONSIBLE ADULT FAMILY MEMBER - (Detail)
		182	00. Never attended; kindergarten only
		57,924	01-12. Grades 1-12
			<u>College:</u>
		7,482	13. 1 year
		10,385	14. 2 years
		3,872	15. 3 years
		13,017	16. 4 years
		3,525	17. 5 years
		8,286	18. 6 years or more
		617	19. Unknown
56			HIGHEST EDUCATION OF RESPONSIBLE ADULT FAMILY MEMBER - Recode
		182	0. None; kindergarten only
		7,084	1. 1-8 years (elementary)
		10,510	2. 9-11 years (high school)
		40,330	3. 12 years (high school graduate)
		21,739	4. 1-3 years (college)
		13,017	5. 4 years (college graduate)
		11,811	6. 5+ years (post-college)
		617	7. Unknown

NHIS PUBLIC USE TAPE RECORDS

Tape Locations	Item No.	Frequency	Items and Codes
57	L-8		FAMILY INCOME \pm \$20,000
		45,236	1. Less than \$20,000
		55,378	2. \$20,000 or more
		4,676	3. Unknown
58-59	L-8		FAMILY INCOME
		790	00. Less than \$1,000
		808	01. \$ 1,000 - \$ 1,999
		1,211	02. 2,000 - 2,999
		1,811	03. 3,000 - 3,999
		1,981	04. 4,000 - 4,999
		2,205	05. 5,000 - 5,999
		2,139	06. 6,000 - 6,999
		2,152	07. 7,000 - 7,999
		2 021	08. 8,000 - 8,999
		2,460	09. 9,000 - 9,999
		2,833	10. 10,000 - 10,999
		1,835	11. 11,000 - 11,999
		2,685	12. 12,000 - 12,999
		1,755	13. 13,000 - 13,999
		2,092	14. 14,000 - 14,999
		2,398	15. 15,000 - 15,999
		1,945	16. 16,000 - 16,999
		2,009	17. 17,000 - 17,999
		2,814	18. 18,000 - 18,999
		2,776	19. 19,000 - 19,999
		10,705	20. 20,000 - 24,999
		10,006	21. 25,000 - 29,999
		8,498	22. 30,000 - 34,999
		5,745	23. 35,000 - 39,999
		4,969	24. 40,000 - 44,999
		3,625	25. 45,000 - 49,999
		7,791	26. \$50,000 and over
		13,231	27. Unknown

NHIS PUBLIC USE TAPE RECORDS

Tape Locations	Item No.	Frequency	Items and Codes
60	Recode		FAMILY INCOME RECODE
		6,601	0. Under \$5,000
		4,344	1. \$ 5,000 - \$ 6,999
		6,633	2. 7,000 - 9,999
		11,200	3. 10,000 - 14,999
		11,942	4. 15,000 - 19,999
		10,705	5. 20,000 - 24,999
		18,504	6. 25,000 - 34,999
		14,339	7. 35,000 - 49,999
		7,791	8. \$50,000 or more
		13,231	9. Unknown
61	Generated		NHIS POVERTY INDEX^{1/}
		83,304	1. Above poverty threshold
		8,737	2. Below poverty threshold
		13,249	3. Unknown
<u>62-63</u>			FAMILY RELATIONSHIP
62	A-2		<u>Type of Family</u>
		10,188	&. Primary individual
		1,616	-. Secondary individual
		93,268	0. Primary family
		218	1-9. Secondary family
63	A-2		<u>Relationship to Reference Person</u>
		9,646	&. Reference person, living alone
		31,309	0. Reference person, 2+ persons in household
		23,700	1. Spouse, other spouse NOT in Armed Forces and living at home
		336	2. Spouse, other spouse IN Armed Forces and living at home
		35,996	3. Child of reference person or spouse
		1,556	4. Grandchild of reference person or spouse
		753	5. Parent of reference person or spouse
		1,975	6. Other relative
		19	7. Child of ineligible reference person
		0	9. DK or refused

^{1/}Based on family size, number of children under 18 years of age & family income using the 1983 poverty levels published by the Census Bureau in August 1984.

NHIS PUBLIC USE TAPE RECORDS

Tape Locations	Item No.	Frequency	Items and Codes
64	Recode		FAMILY RELATIONSHIP RECODE
		9,646	1. Living alone
		2,158	2. Living only with non-relative
		48,304	3. Living with spouse
		45,182	4. Living with relative - other
65-66	Generated		SIZE OF FAMILY^{1/}
			Unrelated individuals are coded 01
67	Generated		SIZE OF FAMILY RECODE
			1-8. Number of members
			9. 9+ members
68	A-2		PARENT/OTHER ADULT RELATIVE (under 25 years old and never married)
		23,894	1. Both parents, no other relative
		5,173	2. Mother only
		405	3. Father only
		3,028	4. Both parents and other 21+ year old adult relative
		1,500	5. Mother and other 21+ year old adult relative
		101	6. Father and other 21+ year old adult relative
		376	7. No parent, but one 21+ year old adult relative
		630	8. No parent, but two or more 21+ year old adult relatives
		745	9. Unknown
		1,802	0. Other
		67,636	Blank. Not applicable (25+ years old or ever married)

^{1/}Count includes spouse in military but living at home.

NHIS PUBLIC USE TAPE RECORDS

Tape Locations	Item No.	Frequency	Items and Codes
69	B-1 B-8		MAJOR ACTIVITY (18+ years old)
		43,833	1. Working
		17,115	2. Keeping house
		4,679	3. Going to school
		9,444	4. Something else
		603	5. Unknown
		29,616	Blank. Not applicable (Under 18 years)
70	G-4		HEALTH STATUS
		41,486	1. Excellent
		27,068	2. Very Good
		24,815	3. Good
		8,284	4. Fair
		3,180	5. Poor
		487	6. Unknown
71	Recode		ACTIVITY LIMITATION STATUS - (all ages)
		3,994	1. Unable to perform major activity
		6,160	2. Limited in kind/amount major activity
		4,417	3. Limited in other activities
		90,719	4. Not limited (includes unknowns)
72	Recode		ACTIVITY LIMITATION STATUS MEASURED BY "ABILITY TO WORK" (18-69 years)
		4,453	1. Unable to work
		3,389	2. Limited in kind/amount of work
		2,219	3. Limited in other activities
		57,820	4. Not limited (includes unknowns)
		37,409	Blank. Not applicable (under 18 years, 70+ years)

NHIS PUBLIC USE TAPE RECORDS

Tape Locations	Item No.	Frequency	Items and Codes
73	B-11		LIMITATION OF SCHOOL ACTIVITIES (5-17 years)
		81	1. Unable to attend school
		550	2. Attends special school/classes
		64	3. Needs special school/classes
		231	4. Limited in school attendance
		376	5. Limited in other activities
		19,900	6. Not limited (includes unknowns)
		84,088	Blank. Not applicable (under 5 years or 18+ years)
74	B-14		NEEDS HELP WITH PERSONAL CARE (5-59 years old and limited, or age 60-69 years)
		575	1. Unable to perform personal care needs
		1,190	2. Limited in performing other routine needs
		14,983	3. Not limited in performing personal or routine needs
		301	4. Unknown
		88,241	Blank. Not applicable (under 5 years; 5-59 years not limited; 70+ years old)
75	D-1		EMPLOYMENT STATUS IN PAST 2 WEEKS (18+ years)
			<u>In the Labor Force: (1-7)</u>
			<u>Currently employed: (1-3)</u>
		45,733	1. Worked in past 2 weeks
		1,063	2. Did not work, has job; <u>not</u> on lay-off and not looking for work
		33	3. Did not work, has job; looking for work
			<u>Unemployed: (4-7)</u>
		117	4. Did not work, has job; on lay-off
		11	5. Did not work, has job; on lay-off <u>and</u> looking for work
		563	6. Did not work, has job; unknown if looking or on lay-off
		2,611	7. Did not work no job; looking for work or on lay-off
			<u>Not in Labor Force (18+ years): (8)</u>
		25,543	8. Not in Labor Force (18+ years)
		29,616	Blank. Not applicable (Under 18 years old)

NHIS PUBLIC USE TAPE RECORDS

Tape Locations	Item No.	Frequency	Items and Codes
76	L-6		CLASS OF WORKER
		25,543	0. Not in labor force
		36,023	1. Private company
		1,482	2. Federal Government employee
		1,843	3. State Government employee
		3,902	4. Local Government employee
		1,330	5. Incorporated business
		4,154	6. Self-employed
		207	7. Without pay
		205	8. Never worked
		985	9. Unknown
		29,616	Blank. Under 18
77-79	L-6		INDUSTRY DETAIL CODE
		50,131	010-996. Code number
		55,159	Blank. Not applicable
80-81	Recode		INDUSTRY RECODE 1
			SEE APPENDIX B
82-83	Recode		INDUSTRY RECODE 2
			SEE APPENDIX B
84-86	L-6		OCCUPATION DETAIL CODE
		50,131	003-999. Code number
		55,159	Blank. Not applicable
87-88	Recode		OCCUPATION RECODE 1
			SEE APPENDIX C

NHIS PUBLIC USE TAPE RECORDS

Tape Locations	Item No.	Frequency	Items and Codes
89-90	Recode		OCCUPATION RECODE 2 SEE APPENDIX C
91	L-R		RESPONDENT
		27,906	0. Under 17
		47,319	1. Self-entirely
		4,730	2. Self-partly
		24,659	3. Proxy
		676	4. Unknown
92	Recode		CONDITION LIST ASSIGNED AND ASKED
		17,600	1. Condition List 1, Skin and musculoskeletal
		17,476	2. Condition List 2, Impairments
		17,404	3. Condition List 3, Digestive
		17,397	4. Condition List 4, Miscellaneous
		17,517	5. Condition List 5, Circulatory
		17,300	6. Condition List 6, Respiratory
		596	7. Unknown
93-94	G-5		HEIGHT WITHOUT SHOES (18+ years)
			36-98. Number of inches
			99. Unknown
			Blank. Under 18 years of age
95-97	G-5		WEIGHT WITHOUT SHOES (18+ years)
			050-500. Number of pounds
			501. Unknown
			Blank. Under 18 years of age
98-99	Recode		TOTAL RESTRICTED ACTIVITY DAYS IN PAST TWO WEEKS
		94,013	00. None
		11,277	01-14. Days

NHIS PUBLIC USE TAPE RECORDS

Tape Locations	Item No.	Frequency	Items and Codes
100-101	D-4		BED DAYS IN PAST TWO WEEKS
		98,685	00. None
		6,605	01-14. Days
102-103	D-2		WORK-LOSS DAYS IN PAST TWO WEEKS (control on Currently Employed, 75:1-3)
		102,557	00. None
		2,733	01-14. Days
104-105	D-3		SCHOOL-LOSS DAYS IN PAST TWO WEEKS
		103,393	00. none
		1,897	01-14. Days
106-107	D-6		OTHER DAYS OF RESTRICTED ACTIVITY IN PAST TWO WEEKS
		100,006	00. None
		5,284	01-14. Days
108-110	G-2		BED DAYS IN PAST 12 MONTHS
		57,382	000. None
		47,114	001-365. 1-365 days
		794	366. Unknown
111	Recode		BED DAYS IN PAST 12 MONTHS - Recode
		57,382	0. None
		35,062	1. 1-7 days
		9,076	2. 8-30 days
		2,486	3. 31-180 days
		490	4. 181-365 days
		794	5. Unknown

NHIS PUBLIC USE TAPE RECORDS

Tape Locations	Item No.	Frequency	Items and Codes
112-114	G-3		DOCTOR VISITS IN PAST 12 MONTHS
		27,470	000. None
		77,597	001-996. Visits
		0	997. 997+ visits
		223	998. Unknown
115	G-3		INTERVAL SINCE LAST DOCTOR VISIT
		138	0. Never
		78,303	1. Less than 1 year
		11,347	2. 1 to less than 2 years
		10,324	3. 2 to less than 5 years
		3,780	4. 5 years or more
		1,398	5. Unknown
116-117	Generated		NUMBER OF CONDITIONS
118-119	Generated		NUMBER OF ACUTE INCIDENCE CONDITIONS
120-121	Generated		NUMBER OF TWO-WEEK DOCTOR VISITS
122-123	Generated		NUMBER OF SHORT-STAY HOSPITAL EPISODES IN PAST 12 MONTHS
124-126	Generated		SHORT-STAY HOSPITAL EPISODE DAYS IN PAST 12 MONTHS
127-128	Generated		NUMBER OF SHORT-STAY HOSPITAL EPISODES IN PAST 12 MONTHS EXCLUDING DELIVERY 1/
129-131	Generated		SHORT-STAY HOSPITAL EPISODE DAYS IN PAST 12 MONTHS EXCLUDING DELIVERY 1/

1/ Based on operation codes and reason entered hospital.

NHIS PUBLIC USE TAPE RECORDS

Tape Locations	Item No.	Frequency	Items and Codes
132-133	Generated		NUMBER OF SHORT-STAY HOSPITAL DISCHARGES IN PAST 6 MONTHS
134-136	Generated		NUMBER OF DAYS IN SHORT-STAY HOSPITAL IN PAST 12 MONTHS FOR DISCHARGES IN PAST 6 MONTHS
137-138	Generated		NUMBER OF SHORT-STAY HOSPITAL DISCHARGES IN PAST 6 MONTHS EXCLUDING DELIVERY <u>1/</u>
139-141	Generated		NUMBER OF DAYS IN SHORT-STAY HOSPITAL IN PAST 12 MONTHS FOR DISCHARGES IN PAST 6 MONTHS EXCLUDING DELIVERY <u>1/</u>
142-181		-	BLANK
182	Master Record		REGION
		23,031	1. Northeast
		27,372	2. North Central
		34,675	3. South
		20,212	4. West

1/ Based on operation codes and reason entered hospital.

NHIS PUBLIC USE TAPE RECORDS

Tape Locations	Item No.	Frequency	Items and Codes
183-184	Master Record		TABULATION AREA
		64,945	Blank. Non self-representing sections and self-representing SMSA's other than those recoded 34-64.
			<u>Large Self-representing SMSA's</u>
			<u>Recode</u> <u>SMSA</u>
		1,204	34 Boston
		7,031	35 York*
		2,269	36 Philadelphia
		1,021	37 Pittsburgh
		1,765	38 Detroit
		3,649	39 Chicago**
		725	40 Cincinnati
		3,494	41 Los Angeles-Long Beach
		1,599	42 San Francisco-Oakland
		1,039	43 Baltimore
		712	44 Atlanta
		527	45 Buffalo
		898	46 Cleveland
		954	47 Minneapolis-St. Paul
		680	48 Milwaukee
		599	49 Kansas City
		1,026	50 St. Louis
		1,089	51 Houston
		900	52 Dallas
		1,542	53 Washington, DC
		737	54 Seattle-Everett
		875	55 San Diego
		1,028	56 Anaheim-Santa Ana-Garden Grove
		647	57 Miami
		690	58 Denver
		781	59 San Bernardino-Riverside-Ontario
		558	60 Indianapolis
		616	61 San Jose
		581	62 New Orleans
		521	63 Tampa-St. Petersburg
		588	64 Portland, Oregon

*Northeastern New Jersey Consolidated Area

**Northwestern Indiana Consolidated Area

NHIS PUBLIC USE TAPE RECORDS

Tape Locations	Item No.	Frequency	Items and Codes
185	Master Record		TYPE OF PSU
		40,345	0. The 31 Large Self-representing SMSA's
		24,000	1. SMSA - Self-representing
		7,022	3. SMSA - Nonself-representing
		1,730	4. Non-SMSA - Self-representing
		32,193	6. Non-SMSA - Nonself-representing
186	Recode		SMSA - NON-SMSA RESIDENCE
		28,168	1. SMSA - Central City
		43,199	2. SMSA - Not Central City
		31,986	3. Non-SMSA - Nonfarm
		1,937	4. Non-SMSA - Farm
187-189			PSEUDO PSU CODES
190-200			CHRONIC CONDITION PREVALENCE AND INCIDENCE FACTOR (XX.XXXXXXXX) - character format with implied decimal
201-209			FINAL BASIC WEIGHT
			<u>QUARTER</u>
210-218			<u>SEMI-ANNUAL (WT/2)</u>
219-227			<u>ANNUAL (WT/4)</u>
228-236			6.5 WEIGHT
			<u>QUARTER, SEMI-ANNUAL, AND ANNUAL</u>
237-245			ESTIMATED RESTRICTED ACTIVITY DAYS IN PAST 2 WEEKS
			<u>QUARTER, SEMI-ANNUAL AND ANNUAL</u>

NHIS PUBLIC USE TAPE RECORDS

Tape Locations	Item No.	Frequency	Items and Codes
			ESTIMATED BED DAYS IN PAST 2 WEEKS
246-254			<u>QUARTER, SEMI-ANNUAL AND ANNUAL</u>
			ESTIMATED WORK-LOSS DAYS IN PAST 2 WEEKS
255-263			<u>QUARTER, SEMI-ANNUAL AND ANNUAL</u>
			ESTIMATED SCHOOL-LOSS DAYS IN PAST 2 WEEKS (control on Currently Employed, 75:1-3)
264-272			<u>QUARTER, SEMI-ANNUAL AND ANNUAL</u>
			ESTIMATED DOCTOR VISITS IN PAST 12 MONTHS
273-281			<u>QUARTER</u>
282-290			<u>SEMI-ANNUAL</u>
291-299			<u>ANNUAL</u>
			ESTIMATED SHORT-STAY HOSPITAL EPISODE DAYS IN PAST 12 MONTHS
300-308			<u>QUARTER</u>
309-317			<u>SEMI-ANNUAL</u>
318-326			<u>ANNUAL</u>
327-335			ANNUAL ESTIMATED NUMBER OF SHORT-STAY HOSPITAL EPISODES IN PAST 12 MONTHS

CONDITION RECORD

CONDITION FILE INCLUSIONS

The Condition file contains the following types of records:

1. Condition records, either acute or chronic, which are associated with disability days, doctor visits and/or hospitalizations in the two weeks preceding the interview (location 107=1 or 2 and 111-112=01-14 or 109=1).
2. Chronic condition records when the condition is reported to be the main or secondary cause of activity limitation (location 107=1 and 126=1 or 2) or limitation in ability to work.
3. Chronic condition records reported in response to a check list of conditions for each body system, e.g., digestive. The total sample was divided into six subsamples. Each subsample was asked the set of conditions corresponding to one of the six chronic disease check lists.

Use of Condition Records

NHIS condition records can be used to calculate aggregate estimates and rates of the incidence of acute conditions (Recode A), prevalence of selected chronic conditions (Recode C), disability days and utilization associated with acute or chronic conditions, and chronic conditions causing limitation of activity. Explanations of the procedures used to calculate these figures and rates are given below as well as restrictions due to content and reliability factors.

Included below is a list of special codes in ICD format and tape location created by NHIS as well as a list of ICD codes not used by NHIS.

NHIS Created Codes

The codes listed below are ICD-like codes with meanings specific to NHIS. These codes and the Impairment X-codes (see Medical Coding Manual for complete list of X-codes) are found in the ICD column locations of the Person, Condition, and Doctor Visit Records. The X of the Impairment Codes is in the first of the four columns.

NHIS Code

Category Title

019	Tuberculosis, arrested or inactive
	Psychic factors associated with diseases classified elsewhere in specified system:
316.0	Musculoskeletal
316.1	Respiratory
316.2	Cardiovascular
316.3	Skin

316.4	Gastrointestinal
316.5	Genitourinary
316.6	Endocrine
316.7	Organs of special sense
316.8	Other
316.9	Unspecified
399	Rheumatic fever, inactive
477.7	Allergies with multiple causes
693.2	Skin allergies with multiple causes
799.5	Observation with no condition found

Codes Not Used by NHIS

These ICD codes are not specifically used by NHIS. They are usually included in the categories specified:

<u>Unused ICD</u>	<u>Coded To:</u>
009.1	558
009.3	558
137-139	Impairment, as appropriate
230-234	Not applicable (not reported in NHIS)
235-238	Benign, malignant or unspecified, by site
268.1	Not applicable (not reported in NHIS)
306.0,6,7,8,9	Code as if non-psychogenic
315.0-2	X14
317-319	X19
326	Code residual effect to appropriate impairment or ICD 320-325
331.3,4	X93
342	X41
343	X50

344.0,2-6,8,9	Less than 3 months, see Medical Coding Manual, Appendix III If greater than 3 months, code as impairment, by site and extent
353.5	X70-X79, by site
369	X00-X03, by severity and site
388.2	X05-X09, by severity and site
389	X05-X09, by severity and site
391	Usually 398.9 (see Short Index)
410-412	414
429.6	414
436	437
438	Appropriate impairment usually (see Medical Coding Manual, Appendix III)
520.0-2,5	X92
521.6	X92
524	X92
718.6	X85
728.2	X70-X79, by site
728.4	Orthopedic impairment, by site
728.6	X74
734	X77
735	X76
736	Impairment, by type, site and cause
737	X70
738	Impairment, by type, site and cause
740	Not applicable (not reported in NHIS)
741	X71.9
742.0,1,3	X93.9

743	Code to equivalent <u>acquired</u> diseases of the eye 744.0-3388.9 and/or appropriate impairment (see Appendix III)
744.5	X79.9
744.8,9	of face, coded to X90.9 of neck, coded to X79.9
749	X91.9
750.0,1	X11.9
753.0	X31.9
754.2	X70.9
754.3	X75.9
754.4	X76.9
754.5-7	X78.9 except flatfoot coded to X77
754.8	Appropriate impairment, by type and site
755	Appropriate impairment, by type and site
756.0-3	Appropriate impairment, by type and site
758.0	X19.9
759.7.9	X99.9
761.6	Not applicable
779.6	Not applicable (for fetus)
781.5	X74
783.1	278.0
798	Not applicable
871.3	X00-X03
885-887	Appropriate impairment, by site
895-897	Appropriate impairment, by site
905.6-8	X80-89, by site
905.9	X20-29, X35, by site

908.6	Code to effect
909.0,1,3,9	Code to effect
958	Code injury only
960-979	977.9
980.987	989.9

In addition, the NHIS does not use certain ICD codes, which are conditions known to be caused by other conditions. In the Ninth Revision of the ICD, some causal conditions are marked by a dagger and the resulting condition by an asterisk. NHIS codes the dagger and not the asterisk.

Acute Conditions

Annual incidence estimates can be calculated by the following:

1. Use acute condition records (107:2) and categories from Recode A (location 100-103).
2. Select those with onset in last two weeks (108:1)
3. Use 6.5 weight (228-236) for all four quarters of data.

Denominators for subdomain rates should be computed by summing the weights for the entire domain of interest.

When associated disability days such as annual bed days are needed, the weighted number of bed days in location 246-254 should be substituted for the 6.5 weight in 3 above).

For additional examples of calculating estimates associated with acute conditions, see the back of this document.

Chronic Conditions

Recode C is the list of selected chronic conditions for which NHIS calculates prevalence and associated disability and use data. We feel that the collection and coding procedures used do not justify any further breakdown of categories for purposes of estimating prevalence from our survey. These categories correspond to questions asked on the six chronic condition lists and therefore produce reliable estimates except where the numbers are small. In order to obtain NHIS prevalence estimates, use the Recode C categories following the Tape Layouts.

For chronic conditions not specified in the six lists, estimates do not reflect prevalence but may be useful in epidemiological investigations. For most of the non-list conditions only those resulting in limitation of activity, recent disability days, or doctor visits will be included.

Because chronic conditions-related estimates are made based on a one-sixth subsample, many estimates, especially for population subgroups, may not be statistically reliable.

The weights for the six subsamples have been adjusted to the Census population controls using the same age-sex-race cells as were used for the entire sample. The most accurate chronic condition aggregate estimates for population variables other than age, sex and race are achieved by multiplying rates calculated for the one-sixth subsample by the population estimate based on the total sample.

For example, to estimate the prevalence of hypertension in the population with income \$25,000+, the rate calculated using the entire circulatory system subsample and those in the sample with hypertensive disease should be multiplied times the population estimate from the entire NHIS sample in the \$25,000 income category.

In order to calculate annual prevalence estimates:

1. Use chronic condition records (107:1)
2. Select on the appropriate list number in tape Location 92
3. Select on specified codes in Location 104-106 (Recode C).
4. Multiply the chronic condition prevalence factor (Location 190-200). divided by 1,000,000,000 (to adjust for the implied decimal) times the basic weight factor in location 219-227.

Rates should be calculated using the population estimates from the subsample as the denominator.

In order to calculate associated disability days, doctor visits, etc., the specifications above should be used, substituting the appropriate weight for the basic weight factor in 4. For example, to calculate annual bed day estimates based on a two-week recall period, use the chronic condition factor multiplied by the weighted bed days in location 246-254.

Limitation of Activity due to Chronic Condition

To calculate limitation of activity due to chronic conditions on a condition basis, use the entire NHIS sample, rather than the one-sixth subsamples. NHIS recommends that Recode B (Location 97-99) be used to categorize the causal conditions.

Use of Recodes

Recode A - Recode categories for acute conditions. It contains the smallest categories considered reliable by NHIS for estimating acute conditions.

Recode B - The recommended recode for limitation of activity. It corresponds directly to Ninth Revision ICD categories.

Recode C - Recode categories for chronic conditions. It is used by NHIS for estimating prevalence of chronic conditions.

NHIS PUBLIC USE TAPE RECORDS

Outline of Items and Codes

Number of Records = 75,260

CONDITION RECORD

Tape Locations	Item No.	Frequency	Items and Codes
1-2	-		RECORD TYPE
		75,260	30. Condition Record
3-4	-		PROCESSING YEAR
		75,260	84. 1984
5	-		PROCESSING QUARTER
		19,396	1. Quarter 1
		19,173	2. Quarter 2
		18,235	3. Quarter 3
		18,456	4. Quarter 4
6-8	HH-5		RANDOM RECODE OF PSU NUMBER
9-10	HH-5		WEEK - CENSUS CODE
			01, 21, 41, 61, 81 ... Week 01
			02, 22, 42, 62, 82 ... Week 02
			03, 23, 43, 63, 83 ... Week 03
			04, 24, 44, 64, 84 ... Week 04
			05, 25, 45, 65, 85 ... Week 05
			06, 26, 46, 66, 86 ... Week 06
			07, 27, 47, 67, 87 ... Week 07
			08, 28, 48, 68, 88 ... Week 08
			09, 29, 49, 69, 89 ... Week 09
			10, 30, 50, 70, 90 ... Week 10
			11, 31, 51, 71, 91 ... Week 11
			12, 32, 52, 72, 92 ... Week 12
			13, 33, 53, 73, 93 ... Week 13

NHIS PUBLIC USE TAPE RECORDS

Tape Locations	Item No.	Frequency	Items and Codes
11-12	HH-5		SEGMENT NUMBER Week plus Segment Number identifies the segment
13-14	HH-5		HOUSEHOLD NUMBER Numbered within PSU-Week-Segment
15-16	-		PERSON NUMBER
17-18	-		CONDITION SERIAL NUMBER 01-99. Serial Number
19-20	HH-5		WEEK CODE (Numbered within Quarter)
		5,753	Week 01. 01, 21, 41, 61, 81
		5,995	Week 02. 02, 22, 42, 62, 82
		5,778	Week 03. 03, 23, 43, 63, 83
		5,855	Week 04. 04, 24, 44, 64, 84
		6,082	Week 05. 05, 25, 45, 65, 85
		5,724	Week 06. 06, 26, 46, 66, 86
		5,680	Week 07. 07, 27, 47, 67, 87
		5,800	Week 08. 08, 28, 48, 68, 88
		5,548	Week 09. 09, 29, 49, 69, 89
		5,810	Week 10. 10, 30, 50, 70, 90
		5,840	Week 11. 11, 31, 51, 71, 91
		5,528	Week 12. 12, 32, 52, 72, 92
		5,867	Week 13. 13, 33, 53, 73, 93
21			BLANK

NHIS PUBLIC USE TAPE RECORDS

Tape Locations	Item No.	Frequency	Items and Codes
22-23	HH-10d		TYPE OF LIVING QUARTERS:
			<u>Housing Unit = (00-07)</u>
		199	00. Housing unit; kind unknown
		70,592	01. House, apartment, flat
		91	02. HU in nontransient hotel, motel, etc.
		37	03. HU-permanent in transient hotel, motel, etc.
		19	04. HU in rooming house
		3,328	05. Mobile home or trailer with no permanent room added
		563	06. Mobile home or trailer with one or more permanent rooms added
		32	07. HU not specified above
			<u>Other Unit = (08-12)</u>
		35	08. Quarters not HU in rooming or boarding house
		0	09. Unit not permanent in transient hotel, motel, etc.
		0	10. Unoccupied tent site or trailer site
		361	11. Other unit not specified above
		3	12. Other unit; kind unknown
24	HH-11		HAS TELEPHONE
		68,256	1. Yes, phone number given
		1,522	2. Yes, no phone number given
		5,294	3. No
		188	4. Unknown
25	A-1		SEX
		31,679	1. Male
		43,581	2. Female
26	-		BLANK

NHIS PUBLIC USE TAPE RECORDS

Tape Locations	Item No.	Frequency	Items and Codes
27-28	Person Column		AGE
		595	00. Under 1 year
		104,664	01-98. Number of years
		31	99. 99+ years of age
29	Recode		AGE RECODE #1
		2,765	1. Under 5 years
		7,418	2. 5-17 years
		5,058	3. 18-24 years
		18,534	4. 25-44 years
		21,152	5. 45-64 years
		6,510	6. 65-69 years
		5,328	7. 70-74 years
		8,495	8. 75 years and over
30	Recode		AGE RECODE #2
		3,274	1. Under 6 years
		6,249	2. 6-16 years
		5,718	3. 17-24 years
		9,526	4. 25-34 years
		9,008	5. 35-44 years
		8,831	6. 45-54 years
		12,321	7. 55-64 years
		11,838	8. 65-74 years
		8,495	9. 75 years and over
31-32	Recode		AGE RECODE #3
		31,783	00-35. Months
		73,507	36. Over 3 years
33	-		BLANK

NHIS PUBLIC USE TAPE RECORDS

Tape Locations	Item No.	Frequency	Items and Codes
<u>34-39</u>	A-3		MONTH AND YEAR OF BIRTH
34-35			<u>Month</u>
			01. January 08. August
			02. February 09. September
			03. March 10. October
			04. April 11. November
			05. May 12. December
			06. June 99. DK or refused
			07. July
36-39			<u>Year of Birth</u>
			1800-1899. 1800-1899
			1900-1984. 1900-1984
			9999. DK or refused
40-41			BLANK
42	L-3		MAIN RACIAL BACKGROUND - Reported
		537	1. Aleut, Eskimo, or American Indian
		633	2. Asian/Pacific Islander
		7,421	3. Black
		65,547	4. White
		539	5. Other
		180	6. Multiple race
		403	7. Unknown

NHIS PUBLIC USE TAPE RECORDS

Tape Locations	Item No.	Frequency	Items and Codes
<u>43-45</u>	Recode		RACE RECODES
43			<u>Recode 1</u>
		66,597	1. White
		7,462	2. Black
		1,201	3. Other
44			<u>Recode 2</u>
		66,597	1. White
		8,663	2. Non-white
45			<u>Recode 3</u>
		7,462	1. Black
		67,798	2. Non-black
<u>46-47</u>	L-4		HISPANIC ORIGIN
		95	00. Multiple Hispanic
		719	01. Puerto Rican
		291	02. Cuban
		702	03. Mexican-Mexicano
		1,332	04. Mexican-American
		67	05. Chicano
		355	06. Other Latin American
		533	07. Other Spanish
		115	08. Spanish, DK type
		530	09. Unknown if Spanish origin
		70,521	10. Not Spanish origin
48	L-7		MARITAL STATUS
		7,546	0. Under 14 years
		39,033	1. Married - spouse in household
		639	2. Married - spouse not in household
		10,377	3. Widowed
		5,350	4. Divorced
		1,796	5. Separated
		10,169	6. Never married
		350	7. Unknown

NHIS PUBLIC USE TAPE RECORDS

Tape Locations	Item No.	Frequency	Items and Codes
49	L-1		VETERAN STATUS
		52,577	1. Non-veteran
		196	2. WW I
		5,581	3. WW II
		1,896	4. Korean War
		2,336	5. Vietnam veteran
		339	6. Post-Vietnam
		1,209	7. Other service
		331	8. Served in Armed Forces, unknown if war veteran
		612	9. Unknown if served in Armed Forces
		10,183	Blank. Under 18 years of age
50	L-1		ACTIVE GUARD/RESERVE STATUS FOR PERSONS ON ACTIVE DUTY IN ARMED FORCES
		52,577	0. Non-veteran
		569	1. All service in Guard/Reserve
		1,799	2. Some service in Guard/Reserve
		24	3. Unknown if all service in Guard/Reserve
		8,909	4. No active service in Guard/Reserve
		1,199	5. Unknown if ever active member in Guard/Reserve or if served in Armed Forces
		10,183	Blank. Under 18 years of age
51-52	L-2		EDUCATION OF INDIVIDUAL - COMPLETED YEARS
		1,880	00. Never attended; kindergarten only
		51,253	01-12. Grades 1-12
			<u>College:</u>
		3,640	13. 1 year
		4,392	14. 2 years
		1,789	15. 3 years
		4,758	16. 4 years
		1,228	17. 5 years
		2,659	18. 6 years or more
		896	19. Unknown
		2,765	Blank. Under 5 years of age

NHIS PUBLIC USE TAPE RECORDS

Tape Locations	Item No.	Frequency	Items and Codes
53	Recode		EDUCATION OF INDIVIDUAL RECODE
		1,880	0. None; kindergarten only
		17,457	1. 1-8 years (elementary)
		11,855	2. 9-11 years (high school)
		21,941	3. 12 years (high school graduate)
		9,821	4. 1-3 years (college)
		4,758	5. 4 years (college graduate)
		3,887	6. 5+ years (post-college)
		896	7. Unknown
		2,765	Blank. Under 5 years of age
54-55	-		HIGHEST EDUCATION OF RESPONSIBLE ADULT FAMILY MEMBER (Detail)
		280	00. Never attended; kindergarten only
		45,182	01-12. Grades 1-12
			<u>College:</u>
		4920	13. 1 year
		6,565	14. 2 years
		2,566	15. 3 years
		7,886	16. 4 years
		2,263	17. 5 years
		5,263	18. 6 years or more
		335	19. Unknown
56	-		HIGHEST EDUCATION OF RESPONSIBLE ADULT FAMILY MEMBER - Recode
		280	0. None; kindergarten only
		8,794	1. 1-8 years (elementary)
		9,505	2. 9-11 years (high school)
		26,883	3. 12 years (high school graduate)
		14,051	4. 1-3 years (college)
		7,886	5. 4 years (college graduate)
		7,526	6. 5+ years (post-college)
		335	7. Unknown

NHIS PUBLIC USE TAPE RECORDS

Tape Locations	Item No.	Frequency	Items and Codes
57	L-8		FAMILY INCOME \pm \$20,000
		40,463	1. Less than \$20,000
		32,119	2. \$20,000 or more
		2,678	3. Unknown
58-59	L-8		FAMILY INCOME
		619	00. Less than \$ 1,000
		658	01. \$ 1,000 - \$ 1,999
		1,231	02. 2,000 - 2,999
		2,331	03. 3,000 - 3,999
		2,677	04. 4,000 - 4,999
		2,410	05. 5,000 - 5,999
		2,365	06. 6,000 - 6,999
		2,342	07. 7,000 - 7,999
		2,032	08. 8,000 - 8,999
		2,476	09. 9,000 - 9,999
		2,360	10. 10,000 - 10,999
		1,649	11. 11,000 - 11,999
		2,270	12. 12,000 - 12,999
		1,299	13. 13,000 - 13,999
		1,805	14. 14,000 - 14,999
		1,743	15. 15,000 - 15,999
		1,346	16. 16,000 - 16,999
		1,423	17. 17,000 - 17,999
		1,826	18. 18,000 - 18,999
		1,910	19. 19,000 - 19,999
		6,931	20. 20,000 - 24,999
		5,780	21. 25,000 - 29,999
		4,948	22. 30,000 - 34,999
		3,223	23. 35,000 - 39,999
		2,788	24. 40,000 - 44,999
		2,038	25. 45,000 - 49,999
		4,362	26. \$50,000 and over
		8,418	27. Unknown

NHIS PUBLIC USE TAPE RECORDS

Tape Locations	Item No.	Frequency	Items and Codes
60	Recode		FAMILY INCOME RECODE
		7,516	0. Under \$5,000
		4,775	1. \$ 5,000 - \$ 6,999
		6,850	2. 7,000 - 9,999
		9,383	3. 10,000 - 14,999
		8,248	4. 15,000 - 19,999
		6,931	5. 20,000 - 24,999
		10,728	6. 25,000 - 34,999
		8,049	7. 35,000 - 49,999
		4,362	8. \$50,000 or more
		8,418	9. Unknown
61	Generated		NHIS POVERTY INDEX^{1/}
		59,994	1. Above poverty threshold
		6,840	2. Below poverty threshold
		8,426	3. Unknown
<u>62-63</u>			FAMILY RELATIONSHIP
62	A-2		<u>Type of Family</u>
		13,458	&. Primary individual
		1,237	-. Secondary individual
		60,474	0. Primary family
		91	1-9. Secondary family
63	A-2		<u>Relationship to Reference Person</u>
		12,934	&. Reference person, living alone
		26,628	0. Reference person, 2+ persons in household
		19,488	1. Spouse, other spouse NOT in Armed Forces and living at home
		240	2. Spouse, other spouse IN Armed Forces and living at home
		12,948	3. Child of reference person or spouse
		460	4. Grandchild of reference person or spouse
		1,458	5. Parent of reference person or spouse
		1,093	6. Other relative
		11	7. Child of ineligible reference person
		0	9. DK or refused

^{1/}Based on family size, number of children under 18 years of age & family income using the 1983 poverty levels published by the Census Bureau in August 1984.

NHIS PUBLIC USE TAPE RECORDS

Tape Locations	Item No.	Frequency	Items and Codes
64	Recode		FAMILY RELATIONSHIP RECODE
		12,934	1. Living alone
		1,761	2. Living only with non-relative
		39,008	3. Living with spouse
		21,557	4. Living with relative - other
65-66	Generated		SIZE OF FAMILY^{1/}
			Unrelated individuals are coded 01
67	Generated		SIZE OF FAMILY RECODE
			1-8. Number of members
			9. 9+ members
68	A-2		PARENT/OTHER ADULT RELATIVE (under 25 years and never married)
		7,990	1. Both parents, no other relative
		2,186	2. Mother only
		117	3. Father only
		906	4. Both parents and other 21+ year old adult relative
		488	5. Mother and other 21+ year old adult relative
		28	6. Father and other 21+ year old adult relative
		117	7. No parent, but one 21+ year old adult relative
		145	8. No parent, but two or more 21+ year old adult relatives
		274	9. Unknown
		1,049	0. Other
		61,960	Blank. Not applicable (25+ years old or ever married)

^{1/}Count includes spouse in military but living at home.

NHIS PUBLIC USE TAPE RECORDS

Tape Locations	Item No.	Frequency	Items and Codes
69	B-1 B-8		MAJOR ACTIVITY (18+ years old)
		25,400	1. Working
		20,487	2. Keeping house
		2,193	3. Going to school
		16,378	4. Something else
		619	5. Unknown
		10,183	Blank. Not applicable (Under 18 years)
70	G-4		HEALTH STATUS
		13,376	1. Excellent
		15,085	2. Very Good
		20,275	3. Good
		15,481	4. Fair
		10,692	5. Poor
		351	6. Unknown
71	Recode		ACTIVITY LIMITATION STATUS - (all ages)
		11,967	1. Unable to perform major activity
		15,538	2. Limited in kind/amount major activity
		9,956	3. Limited in other activities
		37,799	4. Not limited (includes unknowns)
72	Recode		ACTIVITY LIMITATION STATUS MEASURED BY "ABILITY TO WORK" (18-69 years)
		13,277	1. Unable to work
		7,624	2. Limited in kind/amount of work
		4,587	3. Limited in other activities
		25,766	4. Not limited (includes unknowns)
		24,006	Blank. Not applicable (under 18 years, 70+ years)

NHIS PUBLIC USE TAPE RECORDS

Tape Locations	Item No.	Frequency	Items and Codes
73	B-11		LIMITATION OF SCHOOL ACTIVITIES (5-17 years)
		125	1. Unable to attend school
		938	2. Attends special school/classes
		122	3. Needs special school/classes
		430	4. Limited in school attendance
		553	5. Limited in other activities
		5,250	6. Not limited (includes unknowns)
		67,842	Blank. Not applicable (under 5 years or 18+ years)
74	B-14		NEEDS HELP WITH PERSONAL CARE (5-59 years old and limited, or age 60-69 years)
		1,792	1. Unable to perform personal care needs
		4,040	2. Limited in performing other routine needs
		25,411	3. Not limited in performing personal or routine needs
		9	4. Unknown
		44,008	Blank. Not applicable (under 5 years; 5-59 years not limited; 70+ years old)
75	D-1		EMPLOYMENT STATUS IN PAST 2 WEEKS (18+ years)
			<u>In the Labor Force:</u> (1-7)
			<u>Currently Employed:</u> (1-3)
		25,831	1. Worked in past 2 weeks
		1,124	2. Did not work, has job; <u>not</u> on lay-off and not looking for work
		30	3. Did not work, has job; looking for work
			<u>Unemployed:</u> (4-7)
		65	4. Did not work, has job; on lay-off
		10	5. Did not work, has job; on lay-off <u>and</u> looking for work
		639	6. Did not work, has job; unknown if looking or on lay-off
		1,735	7. Did not work no job; looking for work or on lay-off
			<u>Not in Labor Force (18+ years):</u> (8)
		35,643	8. Not in Labor Force (18+ years)
		10,183	Blank. Not applicable (Under 18 years old)

NHIS PUBLIC USE TAPE RECORDS

Tape Locations	Item No.	Frequency	Items and Codes
76	L-6		CLASS OF WORKER
		35,643	0. Not in labor force
		20,189	1. Private company
		1,001	2. Federal Government employee
		1,236	3. State Government employee
		2,583	4. Local Government employee
		709	5. Incorporated business
		2,866	6. Self-employed
		169	7. Without pay
		91	8. Never worked
		590	9. Unknown
		10,183	Blank. Under 18
77-79	L-6		INDUSTRY DETAIL CODE
		29,434	010-996. Code number
		45,826	Blank. Not applicable
80-81	Recode		INDUSTRY RECODE 1
			SEE APPENDIX B
82-83	Recode		INDUSTRY RECODE 2
			SEE APPENDIX B
84-86	L-6		OCCUPATION DETAIL CODE
		29,434	003-999. Code number
		45,826	Blank. Not applicable
87-88	Recode		OCCUPATION RECODE 1
			SEE APPENDIX C
89-90	Recode		OCCUPATION RECODE 2
			SEE APPENDIX C

NHIS PUBLIC USE TAPE RECORDS

Tape Locations	Item No.	Frequency	Items and Codes
91	L-R		RESPONDENT
		9,523	0. Under 17
		47,922	1. Self-entirely
		3,985	2. Self-partly
		13,408	3. Proxy
		422	4. Unknown
92	Recode		CONDITION LIST ASSIGNED AND ASKED
		14,471	1. Condition List 1, Skin and musculoskeletal
		13,019	2. Condition List 2, Impairments
		10,100	3. Condition List 3, Digestive
		11,423	4. Condition List 4, Miscellaneous
		12,286	5. Condition List 5, Circulatory
		13,434	6. Condition List 6, Respiratory
		527	7. Unknown
93-96	K-3		ICD/NHIS CODE (DIAGNOSTIC CODE)
			(See ICD-9 rubric and NHIS Medical Coding Manual, Part III of documentation)
97-99	Recode		CONDITION RECODE (B) (ICD Recode, modified for NHIS)
			(See Diagnostic Recodes Section)
100-103	Recode		ACUTE RECODE (A)
			(See Diagnostic Recodes Section)
104-106	Recode		CHRONIC RECODE (C)
			(See Diagnostic Recodes Section)

NHIS PUBLIC USE TAPE RECORDS

Tape Locations	Item No.	Frequency	Items and Codes
107	K-3		CHRONIC/ACUTE CODE
		63,531	1. Chronic
		11,729	2. Acute
108	K-5		ONSET
		7,645	1. During the past 2 weeks
		5,427	2. Over 2 weeks to 3 months
		8,383	3. Over 3 months to 12 months
		17,626	4. Over 1 year to 5 years
		36,179	5. Over 5 years
109	K-2		DOCTOR LAST SEEN FOR THIS CONDITION
		148	0. Interview week
		19,054	1. 2-week reference period
		22,112	2. Over 2 weeks, less than 6 months
		7,362	3. 6 months, less than 1 year
		5,223	4. 1 year, less than 2 years
		5,055	5. 2 years, less than 5 years
		5,103	6. 5 years or more
		929	7. Doctor seen, DK when
		609	8. DK if doctor seen
		9,665	9. Doctor never seen
110	Recode		DOCTOR EVER SEEN FOR THIS CONDITION
		65,595	1. Yes
		9,665	2. No
111-112	K-6		TOTAL RESTRICTED ACTIVITY DAYS IN PAST 2 WEEKS FOR THIS CONDITION
		61,316	00. None
		13,944	01-14. 1-14 days
113-114	K-7		BED DAYS IN PAST 2 WEEKS FOR THIS CONDITION
		67,423	00. None
		7,837	01-14. 1-14 days

NHIS PUBLIC USE TAPE RECORDS

Tape Locations	Item No.	Frequency	Items and Codes
115-116	K-8		WORK-LOSS DAYS IN PAST 2 WEEKS FOR THIS CONDITION (control on Currently Employed, 75:1-3)
		72,400	00. None
		2,860	01-14. 1-14 days
117-118	K-9		SCHOOL-LOSS DAYS IN PAST 2 WEEKS FOR THIS CONDITION
		73,351	00. None
		1,909	01-14. 1-14 days
119-121	K-10		BED DAYS IN PAST 12 MONTHS FOR THIS CONDITION^{1/}
		30,179	000. None
		5,125	001-365. Days
		28,227	366. Unknown/not a "check-list" condition
		11,729	Blank. Not a chronic condition
122	K-11		EVER HOSPITALIZED FOR THIS CONDITION^{1/}
		6,445	1. Yes
		29,168	2. No
		27,918	3. Unknown/not a "check-list" condition
		11,729	Blank. Not a chronic condition
123	K-12		CONDITION STATUS^{1/}
		30,059	1. Still has condition
		765	2. Condition cured
		3,105	3. Condition under control
		230	4. Other
		29,372	5. Unknown status/not a "check-list" condition
		11,729	Blank. Not a chronic condition

^{1/}Use only for check-list conditions.

NHIS PUBLIC USE TAPE RECORDS

Tape Locations	Item No.	Frequency	Items and Codes
124	K-12		LENGTH OF TIME HAD CONDITION BEFORE CURED^{1/} (Location 123 coded 2)
		49	0. Less than 1 month
		91	1. 1-3 months
		130	2. Over 3 to 6 months
		43	3. Over 6 to 12 months
		97	4. 1 year
		119	5. 2-4 years
		51	6. 5-9 years
		65	7. 10 years or more
		120	8. Unknown
		74,495	Blank. Not applicable/not a chronic condition
125	K-12		CONDITION PRESENT IN PAST 12 MONTHS^{1/}
		33,697	1. Yes
		172	2. No
		29,662	3. Unknown/not a "check-list" condition
		11,729	Blank. Not a chronic condition
126	Recode		CONDITION CAUSES ACTIVITY LIMITATION (Location 71 in Person Record) (all ages)
		14,571	1. Limited, this condition main cause of limitation
		8,951	2. Limited, this condition secondary cause of limitation
		13,939	3. Limited, but not caused by this condition
		37,799	4. Not limited

^{1/} Use only for check-list conditions.

NHIS PUBLIC USE TAPE RECORDS

Tape Locations	Item No.	Frequency	Items and Codes
127	Recode		CONDITION CAUSES LIMITATION IN ABILITY TO WORK (for all persons 18-69 years of age)
		7,842	1. Limited in work, this condition main cause of this limitation
		4,814	2. Limited in work, this condition secondary cause of this limitation
		8,245	3. Limited in work but not caused by this condition
		30,353	4. Not limited in work
		24,006	Blank. Not applicable
128	-		ALL INJURIES^{1/}
		8,497	1. First
		911	2. Not first
		65,852	Blank. Not an injury
129	Recode		IS INJURY ADVERSE REACTION OR COMPLICATION OF MEDICAL CARE
		84	1. Yes, adverse reaction ^{2/}
		517	2. Yes, complication of medical care (therapeutic misadventure) ^{2/}
		8,807	3. No, other injury
		65,852	Blank. Not an injury
130	K-14		PLACE OF ACCIDENT
		1,063	1. At home (inside house)
		972	2. At home (adjacent premises)
		2,081	3. Street and highway (including roadway and public sidewalks)
		185	4. Farm
		1,593	5. Industrial place (including premises)
		425	6. School (including premises)
		536	7. Place of recreation and sports, except school
		1,141	8. Other
		1,412	9. Unknown
		65,852	Blank. Not an injury

^{1/}Includes all conditions reported as caused by an accident or injury, conditions with ICD codes 800-999 and impairments (X-codes) due to accidents or injuries.

^{2/}Locations 130-132 are coded 'Unknown' for these injuries.

NHIS PUBLIC USE TAPE RECORDS

Tape Locations	Item No.	Frequency	Items and Codes
131	K-15		AT WORK AT TIME OF ACCIDENT
		2,225	1. Yes
		3,811	2. No
		1,381	3. Not applicable, under 18 at time of accident
		422	4. Not applicable, in Armed Forces
		1,569	5. Unknown
		65,852	Blank. Not an injury
132	K-16		MOTOR VEHICLE INVOLVED
		2,216	1. Yes
		6,290	2. No
		902	3. Unknown
		65,852	Blank. Not an injury
133	K-16		NUMBER OF VEHICLES INVOLVED
		1,251	1. One
		952	2. Two or more
		13	3. Unknown
		73,044	Blank. Not an injury/no or unknown if motor vehicle involved
134	K-16		MOVING MOTOR VEHICLE INVOLVED
		1,874	1. Yes
		315	2. No
		27	3. Unknown
		73,044	Blank. Not an injury/no or unknown if motor vehicle involved

NHIS PUBLIC USE TAPE RECORDS

Tape Locations	Item No.	Frequency	Items and Codes
135-137	Recode		CLASS OF ACCIDENT
		8,385	111-322.
		422	400. SEE APPENDIX D
		517	500.
		84	600.
		65,852	Blank. Not an injury
138	Recode		SELECTED FIRST INJURY^{1/}
		6,761	1. First
		533	2. Not first
		67,966	Blank. Not a selected injury
139	Recode		CONDITION CAUSES PERSONAL CARE ACTIVITY LIMITATION (5-59 years old and limited, or age 60-69 years)
		1,765	1. Limited, condition main cause of limitation
		970	2. Limited, condition secondary cause of limitation
		3,097	3. Limited, but not caused by this condition
		25,420	4. Not limited
		44,008	Blank. Not applicable (under 5 years, 5-59 years not limited, 70+ years old)
140-181	-		BLANK
182	Master Record		REGION
		15,498	1. Northeast
		19,184	2. North Central
		26,287	3. South
		14,291	4. West

^{1/}Limited to conditions with ICD codes 800-999 and impairments (X-codes due to accidents or injuries.

NHIS PUBLIC USE TAPE RECORDS

Tape Locations	Item No.	Frequency	Items and Codes
183-184	Master Record		TABULATION AREA
			<u>Large Self-representing SMSA's</u>
		47,649	Blank. Non self-representing sections and self-representing SMSA's other than those recoded 34-64.
			<u>Large Self-representing SMSA's</u>
			<u>Recode</u> <u>SMSA</u>
		751	34 Boston
		4,488	35 New York*
		1,228	36 Philadelphia
		703	37 Pittsburgh
		1,528	38 Detroit
		2,142	39 Chicago**
		556	40 Cincinnati
		2,278	41 Los Angeles-Long Beach
		960	42 San Francisco-Oakland
		990	43 Baltimore
		557	44 Atlanta
		538	45 Buffalo
		518	46 Cleveland
		681	47 Minneapolis-St. Paul
		424	48 Milwaukee
		410	49 Kansas City
		924	50 St. Louis
		800	51 Houston
		581	52 Dallas
		1,225	53 Washington, DC
		618	54 Seattle-Everett
		663	55 San Diego
		691	56 Anaheim-Santa Ana-Garden Grove
		387	57 Miami
		278	58 Denver
		524	59 San Bernardino-Riverside-Ontario
		408	60 Indianapolis
		320	61 San Jose
		430	62 New Orleans
		543	63 Tampa-St. Petersburg
		467	64 Portland, Oregon

*Northeastern New Jersey Consolidated Area

**Northwestern Indiana Consolidated Area

NHIS PUBLIC USE TAPE RECORDS

Tape Locations	Item No.	Frequency	Items and Codes
185	Master Record		TYPE OF PSU
		27,611	0. The 31 Large Self-representing SMSA's
		17,400	1. SMSA - Self-representing
		4,816	3. SMSA - Nonself-representing
		1,336	4. Non-SMSA - Self-representing
		24,097	6. Non-SMSA - Nonself-representing
186	Recode		SMSA - NON-SMSA RESIDENCE
		20,550	1. SMSA - Central City
		29,277	2. SMSA - Not Central City
		24,322	3. Non-SMSA - Nonfarm
		1,111	4. Non-SMSA - Farm
187-189			PSEUDO PSU CODES
190-200			CHRONIC CONDITION PREVALENCE AND INCIDENCE FACTOR (XX.XXXXXXXX) - character format with implied decimal
			FINAL BASIC WEIGHT
201-209			<u>QUARTER</u>
210-218			<u>SEMI-ANNUAL (WT/2)</u>
219-227			<u>ANNUAL (WT/4)</u>
			6.5 WEIGHT
228-236			<u>QUARTER, SEMI-ANNUAL AND ANNUAL</u>
			ESTIMATED RESTRICTED ACTIVITY DAYS IN PAST 2 WEEKS
237-245			<u>QUARTER, SEMI-ANNUAL AND ANNUAL</u>

NHIS PUBLIC USE TAPE RECORDS

Tape Locations	Item No.	Frequency	Items and Codes
			ESTIMATED BED DAYS IN PAST 2 WEEKS
246-254			<u>QUARTER, SEMI-ANNUAL AND ANNUAL</u>
			ESTIMATED WORK-LOSS IN PAST 2 WEEKS - (Control on Currently Employed 75:1-3)
255-263			<u>QUARTER, SEMI-ANNUAL AND ANNUAL</u>
			ESTIMATED SCHOOL-LOSS DAYS IN PAST 2 WEEKS
264-272			<u>QUARTER, SEMI-ANNUAL AND ANNUAL</u>
			ESTIMATED BED DAYS IN PAST 12 MONTHS
273-281			<u>QUARTER</u>
282-290			<u>SEMI-ANNUAL (WT/2)</u>
291-299			<u>ANNUAL (WT/4)</u>
300-335			BLANK

DOCTOR VISIT RECORD

DV-1

NHIS PUBLIC USE TAPE RECORDS

Outline of Items and Codes

Number of Records = 20,515

DOCTOR VISIT RECORD

Tape Locations	Item No.	Frequency	Items and Codes
1-2	-		RECORD TYPE
		20,515	40. Two-week Doctor Visit Record
3-4	-		PROCESSING YEAR
		20,515	84. 1984
5	-		PROCESSING QUARTER
		5,356	1. Quarter 1
		5,127	2. Quarter 2
		5,013	3. Quarter 3
		5,019	4. Quarter 4
6-8	HH-5		RANDOM RECODE OF PSU NUMBER
9-10	HH-5		WEEK - CENSUS CODE
			01, 21, 41, 61, 81 ... Week 01
			02, 22, 42, 62, 82 ... Week 02
			03, 23, 43, 63, 83 ... Week 03
			04, 24, 44, 64, 84 ... Week 04
			05, 25, 45, 65, 85 ... Week 05
			06, 26, 46, 66, 86 ... Week 06
			07, 27, 47, 67, 87 ... Week 07
			08, 28, 48, 68, 88 ... Week 08
			09, 29, 49, 69, 89 ... Week 09
			10, 30, 50, 70, 90 ... Week 10
			11, 31, 51, 71, 91 ... Week 11
			12, 32, 52, 72, 92 ... Week 12
			13, 33, 53, 73, 93 ... Week 13

NHIS PUBLIC USE TAPE RECORDS

Tape Locations	Item No.	Frequency	Items and Codes																																							
11-12	HH-5		<p>SEGMENT NUMBER</p> <p>Week plus Segment Number identifies the segment</p>																																							
13-14	HH-5		<p>HOUSEHOLD NUMBER</p> <p>Numbered within PSU-Week-Segment</p>																																							
15-16	-		<p>PERSON NUMBER</p>																																							
17-18	-		<p>DOCTOR VISIT SERIAL NUMBER</p> <p>01-99. Serial Number</p>																																							
19-20	HH-5		<p>WEEK CODE (Numbered within Quarter)</p> <table> <tr> <td>1,463</td> <td>Week 01.</td> <td>01, 21, 41, 61, 81</td> </tr> <tr> <td>1,645</td> <td>Week 02.</td> <td>02, 22, 42, 62, 82</td> </tr> <tr> <td>1,591</td> <td>Week 03.</td> <td>03, 23, 43, 63, 83</td> </tr> <tr> <td>1,606</td> <td>Week 04.</td> <td>04, 24, 44, 64, 84</td> </tr> <tr> <td>1,686</td> <td>Week 05.</td> <td>05, 25, 45, 65, 85</td> </tr> <tr> <td>1,669</td> <td>Week 06.</td> <td>06, 26, 46, 66, 86</td> </tr> <tr> <td>1,630</td> <td>Week 07.</td> <td>07, 27, 47, 67, 87</td> </tr> <tr> <td>1,561</td> <td>Week 08.</td> <td>08, 28, 48, 68, 88</td> </tr> <tr> <td>1,478</td> <td>Week 09.</td> <td>09, 29, 49, 69, 89</td> </tr> <tr> <td>1,525</td> <td>Week 10.</td> <td>10, 30, 50, 70, 90</td> </tr> <tr> <td>1,654</td> <td>Week 11.</td> <td>11, 31, 51, 71, 91</td> </tr> <tr> <td>1,528</td> <td>Week 12.</td> <td>12, 32, 52, 72, 92</td> </tr> <tr> <td>1,479</td> <td>Week 13.</td> <td>13, 33, 53, 73, 93</td> </tr> </table>	1,463	Week 01.	01, 21, 41, 61, 81	1,645	Week 02.	02, 22, 42, 62, 82	1,591	Week 03.	03, 23, 43, 63, 83	1,606	Week 04.	04, 24, 44, 64, 84	1,686	Week 05.	05, 25, 45, 65, 85	1,669	Week 06.	06, 26, 46, 66, 86	1,630	Week 07.	07, 27, 47, 67, 87	1,561	Week 08.	08, 28, 48, 68, 88	1,478	Week 09.	09, 29, 49, 69, 89	1,525	Week 10.	10, 30, 50, 70, 90	1,654	Week 11.	11, 31, 51, 71, 91	1,528	Week 12.	12, 32, 52, 72, 92	1,479	Week 13.	13, 33, 53, 73, 93
1,463	Week 01.	01, 21, 41, 61, 81																																								
1,645	Week 02.	02, 22, 42, 62, 82																																								
1,591	Week 03.	03, 23, 43, 63, 83																																								
1,606	Week 04.	04, 24, 44, 64, 84																																								
1,686	Week 05.	05, 25, 45, 65, 85																																								
1,669	Week 06.	06, 26, 46, 66, 86																																								
1,630	Week 07.	07, 27, 47, 67, 87																																								
1,561	Week 08.	08, 28, 48, 68, 88																																								
1,478	Week 09.	09, 29, 49, 69, 89																																								
1,525	Week 10.	10, 30, 50, 70, 90																																								
1,654	Week 11.	11, 31, 51, 71, 91																																								
1,528	Week 12.	12, 32, 52, 72, 92																																								
1,479	Week 13.	13, 33, 53, 73, 93																																								
21			<p>BLANK</p>																																							

DV-3

NHIS PUBLIC USE TAPE RECORDS

Tape Locations	Item No.	Frequency	Items and Codes
22-23	HH-10d		TYPE OF LIVING QUARTERS:
			<u>Housing Unit = (00-07)</u>
		90	00. Housing unit; kind unknown
		19,252	01. House, apartment, flat
		41	02. HU in nontransient hotel, motel, etc.
		8	03. HU-permanent in transient hotel, motel, etc.
		1	04. HU in rooming house
		835	05. Mobile home or trailer with no permanent room added
		118	06. Mobile home or trailer with one or more permanent rooms added
		16	07. HU not specified above
			<u>Other Unit = (08-12)</u>
		14	08. Quarters not HU in rooming or boarding house
		0	09. Unit not permanent in transient hotel, motel, etc.
		0	10. Unoccupied tent site or trailer site
		139	11. Other unit not specified above
		1	12. Other unit; kind unknown
24	HH-11		HAS TELEPHONE
		18,626	1. Yes, phone number given
		467	2. Yes, no phone number given
		1,388	3. No
		34	4. Unknown
25	A-1		SEX
		8,240	1. Male
		12,275	2. Female
26	-		BLANK

NHIS PUBLIC USE TAPE RECORDS

Tape Locations	Item No.	Frequency	Items and Codes
27-28	Person Column		AGE
		644	00. Under 1 year
		19,868	01-98. Number of years
		3	99. 99+ years of age
29	Recode		AGE RECODE #1
		2,097	1. Under 5 years
		2,544	2. 5-17 years
		1,973	3. 18-24 years
		5,664	4. 25-44 years
		4,462	5. 45-64 years
		1,118	6. 65-69 years
		1,056	7. 70-74 years
		1,601	8. 75 years and over
30	Recode		AGE RECODE #2
		2,333	1. Under 6 years
		2,119	2. 6-16 years
		2,162	3. 17-24 years
		3,205	4. 25-34 years
		2,459	5. 35-44 years
		2,095	6. 45-54 years
		2,367	7. 55-64 years
		2,174	8. 65-74 years
		1,601	9. 75 years and over
31-32	Recode		AGE RECODE #3
		1,535	00-35. Months
		18,980	36. Over 3 years
33			BLANK

DV-5

NHIS PUBLIC USE TAPE RECORDS

Tape Locations	Item No.	Frequency	Items and Codes
<u>34-39</u>	A-3		MONTH AND YEAR OF BIRTH
34-35			<u>Month</u>
			01. January
			02. February
			03. March
			04. April
			05. May
			06. June
			07. July
			08. August
			09. September
			10. October
			11. November
			12. December
			99. DK or refused
36-39			<u>Year of Birth</u>
			1800-1899. 1800-1899
			1900-1984. 1900-1984
			9999. DK or refused
40-41			BLANK
42	L-3		MAIN RACIAL BACKGROUND - Reported
		120	1. Aleut, Eskimo, or American Indian
		215	2. Asian/Pacific Islander
		2,023	3. Black
		17,788	4. White
		179	5. Other
		64	6. Multiple race
		126	7. Unknown

NHIS PUBLIC USE TAPE RECORDS

Tape Locations	Item No.	Frequency	Items and Codes
<u>43-45</u>	Recode		RACE RECODES
43			<u>Recode 1</u>
		18,140	1. White
		2,032	2. Black
		343	3. Other
44			<u>Recode 2</u>
		18,140	1. White
		2,375	2. Non-white
45			<u>Recode 3</u>
		2,032	1. Black
		18,483	2. Non-black
46-47	L-4		HISPANIC ORIGIN
		32	00. Multiple Hispanic
		261	01. Puerto Rican
		86	02. Cuban
		179	03. Mexican-Mexicano
		444	04. Mexican-American
		13	05. Chicano
		111	06. Other Latin American
		182	07. Other Spanish
		27	08. Spanish, DK type
		143	09. Unknown if Spanish origin
		19,037	10. Not Spanish origin
48	L-7		MARITAL STATUS
		3,836	0. Under 14 years
		9,992	1. Married - spouse in household
		166	2. Married - spouse not in household
		1,872	3. Widowed
		1,302	4. Divorced
		368	5. Separated
		2,886	6. Never married
		93	7. Unknown

DV-7

NHIS PUBLIC USE TAPE RECORDS

Tape Locations	Item No.	Frequency	Items and Codes
49	L-1		VETERAN STATUS
		13,220	1. Non-veteran
		28	2. WW I
		1,013	3. WW II
		455	4. Korean War
		573	5. Vietnam veteran
		114	6. Post-Vietnam
		262	7. Other service
		69	8. Served in Armed Forces, unknown if war veteran
		140	9. Unknown if served in Armed Forces
		4,641	Blank. Under 18 years of age
50	L-1		ACTIVE GUARD/RESERVE STATUS FOR PERSONS ON ACTIVE DUTY IN ARMED FORCES
		13,220	0. Non-veteran
		141	1. All service in Guard/Reserve
		444	2. Some service in Guard/Reserve
		1	3. Unknown if all service in Guard/Reserve
		1,809	4. No active service in Guard/Reserve
		259	5. Unknown if ever active member in Guard/Reserve or if served in Armed Forces
		4,641	Blank. Under 18 years of age
51-52	L-2		EDUCATION OF INDIVIDUAL - COMPLETED YEARS
		590	00. Never attended; kindergarten only
		12,168	01-12. Grades 1-12
			<u>College:</u>
		1,073	13. 1 year
		1,184	14. 2 years
		545	15. 3 years
		1,473	16. 4 years
		380	17. 5 years
		835	18. 6 years or more
		170	19. Unknown
		2,097	Blank. Under 5 years of age

NHIS PUBLIC USE TAPE RECORDS

Tape Locations	Item No.	Frequency	Items and Codes
53	Recode		EDUCATION OF INDIVIDUAL RECODE
		590	0. None; kindergarten only
		3,763	1. 1-8 years (elementary)
		2,660	2. 9-11 years (high school)
		5,745	3. 12 years (high school graduate)
		2,802	4. 1-3 years (college)
		1,473	5. 4 years (college graduate)
		1,215	6. 5+ years (post-college)
		170	7. Unknown
		2,097	Blank. Under 5 years of age
54-55	-		HIGHEST EDUCATION OF RESPONSIBLE ADULT FAMILY MEMBER (Detail)
		37	00. Never attended; kindergarten only
		10,930	01-12. Grades 1-12
			<u>College:</u>
		1,515	13. 1 year
		1,944	14. 2 years
		805	15. 3 years
		2,632	16. 4 years
		773	17. 5 years
		1,818	18. 6 years or more
		61	19. Unknown
56	-		HIGHEST EDUCATION OF RESPONSIBLE ADULT FAMILY MEMBER - Recode
		37	0. None; kindergarten only
		1,540	1. 1-8 years (elementary)
		2,107	2. 9-11 years (high school)
		7,283	3. 12 years (high school graduate)
		4,264	4. 1-3 years (college)
		2,632	5. 4 years (college graduate)
		2,591	6. 5+ years (post-college)
		61	7. Unknown

DV-9

NHIS PUBLIC USE TAPE RECORDS

Tape Locations	Item No.	Frequency	Items and Codes
57	L-8		FAMILY INCOME \pm \$20,000
		9,431	1. Less than \$20,000
		10,389	2. \$20,000 or more
		695	3. Unknown
58-59	L-8		FAMILY INCOME
		163	00. Less than \$1,000
		173	01. \$ 1,000 - \$ 1,999
		319	02. 2,000 - 2,999
		473	03. 3,000 - 3,999
		564	04. 4,000 - 4,999
		519	05. 5,000 - 5,999
		518	06. 6,000 - 6,999
		455	07. 7,000 - 7,999
		422	08. 8,000 - 8,999
		500	09. 9,000 - 9,999
		554	10. 10,000 - 10,999
		395	11. 11,000 - 11,999
		500	12. 12,000 - 12,999
		309	13. 13,000 - 13,999
		432	14. 14,000 - 14,999
		477	15. 15,000 - 15,999
		356	16. 16,000 - 16,999
		350	17. 17,000 - 17,999
		526	18. 18,000 - 18,999
		555	19. 19,000 - 19,999
		2,035	20. 20,000 - 24,999
		1,808	21. 25,000 - 29,999
		1,647	22. 30,000 - 34,999
		1,056	23. 35,000 - 39,999
		993	24. 40,000 - 44,999
		701	25. 45,000 - 49,999
		1,525	26. \$50,000 and over
		2,190	27. Unknown

NHIS PUBLIC USE TAPE RECORDS

Tape Locations	Item No.	Frequency	Items and Codes
60	Recode		FAMILY INCOME RECODE
		1,692	0. Under \$5,000
		1,037	1. \$ 5,000 - \$ 6,999
		1,377	2. 7,000 - 9,999
		2,190	3. 10,000 - 14,999
		2,264	4. 15,000 - 19,999
		2,035	5. 20,000 - 24,999
		3,455	6. 25,000 - 34,999
		2,750	7. 35,000 - 49,999
		1,525	8. \$50,000 or more
		2,190	9. Unknown
61	Generated		NHIS POVERTY INDEX^{1/}
		16,507	1. Above poverty threshold
		1,816	2. Below poverty threshold
		2,192	3. Unknown
<u>62-63</u>			FAMILY RELATIONSHIP
62	A-2		<u>Type of Family</u>
		2,794	&. Primary individual
		360	-. Secondary individual
		17,333	0. Primary family
		28	1-9. Secondary family
63	A-2		<u>Relationship to Reference Person</u>
		2,681	&. Reference person, living alone
		6,229	0. Reference person, 2+ persons in household
		5,427	1. Spouse, other spouse NOT in Armed Forces and living at home
		89	2. Spouse, other spouse IN Armed Forces and living at home
		5,289	3. Child of reference person or spouse
		225	4. Grandchild of reference person or spouse
		290	5. Parent of reference person or spouse
		279	6. Other relative
		6	7. Child of ineligible reference person
		0	9. DK or refused

^{1/}Based on family size, number of children under 18 years of age and family income using the 1983 poverty levels published by the Census Bureau in August 1984.

DV-11

NHIS PUBLIC USE TAPE RECORDS

Tape Locations	Item No.	Frequency	Items and Codes
64	Recode		FAMILY RELATIONSHIP RECODE
		2,681	1. Living alone
		473	2. Living only with non-relative
		9,988	3. Living with spouse
		7,373	4. Living with relative - other
65-66	Generated		SIZE OF FAMILY^{1/} Unrelated individuals are coded 01
67	Generated		SIZE OF FAMILY RECODE 1-8. Number of members 9. 9+ members
68	A-2		PARENT/OTHER ADULT RELATIVE (under 25 years old and never married)
		3,696	1. Both parents, no other relative
		746	2. Mother only
		38	3. Father only
		366	4. Both parents and other 21+ year old adult relative
		224	5. Mother and other 21+ year old adult relative
		9	6. Father and other 21+ year old adult relative
		47	7. No parent, but one 21+ year old adult relative
		42	8. No parent, but two or more 21+ year old adult relatives
		100	9. Unknown
		420	0. Other
		14,827	Blank. Not applicable (25+ years old or ever married)

^{1/}Count includes spouse in military but living at home.

DY-12

NHIS PUBLIC USE TAPE RECORDS

Tape Locations	Item No.	Frequency	Items and Codes
69	B-1 B-8		MAJOR ACTIVITY (18+ years old)
		7,137	1. Working
		4,484	2. Keeping house
		776	3. Going to school
		3,359	4. Something else
		118	5. Unknown
		4,641	Blank. Not applicable (Under 18 years)
70	G-4		HEALTH STATUS
		4,930	1. Excellent
		4,579	2. Very Good
		5,358	3. Good
		3,194	4. Fair
		2,387	5. Poor
		67	6. Unknown
71	Recode		ACTIVITY LIMITATION STATUS - (all ages)
		2,730	1. Unable to perform major activity
		2,519	2. Limited in kind/amount major activity
		1,574	3. Limited in other activities
		13,692	4. Not limited (includes unknowns)
72	Recode		ACTIVITY LIMITATION STATUS MEASURED BY "ABILITY TO WORK" (18-69 years)
		2,662	1. Unable to work
		1,211	2. Limited in kind/amount of work
		809	3. Limited in other activities
		8,535	4. Not limited (includes unknowns)
		7,298	Blank. Not applicable (under 18 years, 70+ years)

DV-13

NHIS PUBLIC USE TAPE RECORDS

Tape Locations	Item No.	Frequency	Items and Codes
73	B-11		LIMITATION OF SCHOOL ACTIVITIES (5-17 years)
		26	1. Unable to attend school
		140	2. Attends special school/classes
		25	3. Needs special school/classes
		131	4. Limited in school attendance
		118	5. Limited in other activities
		2,104	6. Not limited (includes unknowns)
		17,971	Blank. Not applicable (under 5 years or 18+ years)
74	B-14		NEEDS HELP WITH PERSONAL CARE (5-59 years old and limited, or age 60-69 years)
		493	1. Unable to perform personal care needs
		767	2. Limited in performing other routine needs
		4,748	3. Not limited in performing personal or routine needs
		13	4. Unknown
		14,494	Blank. Not applicable (under 5 years; 5-59 years not limited; 70+ years old)
75	D-1		EMPLOYMENT STATUS IN PAST 2 WEEKS (18+ years)
			<u>In the Labor Force: (1-7)</u>
			<u>Currently employed: (1-3)</u>
		6,969	1. Worked in past 2 weeks
		558	2. Did not work, has job; <u>not</u> on lay-off and not looking for work
		20	3. Did not work, has job; looking for work
			<u>Unemployed: (4-7)</u>
		56	4. Did not work, has job; on lay-off
		5	5. Did not work, has job; on lay-off <u>and</u> looking for work
		236	6. Did not work, has job; unknown if looking or on lay-off
		408	7. Did not work no job; looking for work or on lay-off
			<u>Not in Labor Force (18+ years): (8)</u>
		7,622	8. Not in Labor Force (18+ years)
		4,641	Blank. Not applicable (Under 18 years old)

NHIS PUBLIC USE TAPE RECORDS

Tape Locations	Item No.	Frequency	Items and Codes
76	L-6		CLASS OF WORKER
		7,622	0. Not in labor force
		5,810	1. Private company
		282	2. Federal Government employee
		369	3. State Government employee
		777	4. Local Government employee
		176	5. Incorporated business
		614	6. Self-employed
		44	7. Without pay
		28	8. Never worked
		152	9. Unknown
		4,641	Blank. Under 18
77-79	L-6		INDUSTRY DETAIL CODE
		8,252	010-996. Code number
		12,263	Blank. Not applicable
80-81	Recode		INDUSTRY RECODE 1
			SEE APPENDIX B
82-83	Recode		INDUSTRY RECODE 2
			SEE APPENDIX B
84-86	L-6		OCCUPATION DETAIL CODE
		8,252	003-999. Code number
		12,263	Blank. Not applicable
87-88	Recode		OCCUPATION RECODE 1
			SEE APPENDIX C
89-90	Recode		OCCUPATION RECODE 2
			SEE APPENDIX C

NHIS PUBLIC USE TAPE RECORDS

Tape Locations	Item No.	Frequency	Items and Codes
91	L-R		RESPONDENT
		4,452	0. Under 17
		11,506	1. Self-entirely
		954	2. Self-partly
		3,490	3. Proxy
		113	4. Unknown
92	Recode		CONDITION LIST ASSIGNED AND ASKED
		3,444	1. Condition List 1, Skin and musculoskeletal
		3,235	2. Condition List 2, Impairments
		3,504	3. Condition List 3, Digestive
		3,439	4. Condition List 4, Miscellaneous
		3,427	5. Condition List 5, Circulatory
		3,332	6. Condition List 6, Respiratory
		134	7. Unknown
<u>93-96</u>	F-1		DATE OF VISIT
		2	6666. During 2 weeks, DK when
		892	7777. Last week, DK day
		1,231	8888. Week before, DK day
93-94			<u>Month</u>
		1,616	01. January
		1,526	02. February
		1,619	03. March
		1,573	04. April
		1,579	05. May
		1,435	06. June
		1,418	07. July
		1,606	08. August
		1,485	09. September
		1,684	10. October
		1,465	11. November
		1,269	12. December
			99. DK month
95-96			<u>Day</u>
		20,400	01-31. Day of month
		115	99. DK day codes for Unknown in month and day

NHIS PUBLIC USE TAPE RECORDS

Tape Locations	Item No.	Frequency	Items and Codes
97-98	Recode		DOCTOR VISIT VALUES (Number of days between Date of Visit and Interview)
		177	00. Visit on last Sunday of reference period
		541	01. Visit on second Saturday of reference period
		2,006	02. Visit on second Friday of reference period
		1,829	03. Visit on second Thursday of reference period
		1,653	04. Visit on second Wednesday of reference period
		1,723	05. Visit on second Tuesday of reference period
		1,981	06. Visit on second Monday of reference period
		180	07. Visit on first Sunday of reference period
		481	08. Visit on first Saturday of reference period
		1,598	09. Visit on first Friday of reference period
		1,448	10. Visit on first Thursday of reference period
		1,435	11. Visit on first Wednesday of reference period
		1,533	12. Visit on first Tuesday of reference period
		1,690	13. Visit on first Monday of reference period
		2,240	14. No value (records not coded 01-31 in Day of Month of Visit)
99	Recode		DAY OF WEEK OF VISIT
		3,671	1. Monday
		3,256	2. Tuesday
		3,088	3. Wednesday
		3,277	4. Thursday
		3,604	5. Friday
		1,022	6. Saturday
		357	7. Sunday
		2,240	8. Unknown

DY-17

NHIS PUBLIC USE TAPE RECORDS

Tape Locations	Item No.	Frequency	Items and Codes
100	Recode		WEEK OF VISIT
		10,802	1. Last week
		9,596	2. Week before
		117	3. During 2 weeks, DK when
101-102			PLACE OF VISIT
		2,961	01. Telephone
			<u>Not in Hospital</u>
		483	02. Home
		11,523	03. Doctor's office
		256	04. Company or Industrial clinic
		1,393	05. Other clinic
		85	06. Laboratory
		478	07. Other
			<u>In Hospital</u>
		1,566	08. Outpatient clinic
		745	09. Emergency Room
		547	10. Doctor's office
		141	11. Laboratory
		217	12. Other
		120	13. Unknown
103	Recode		PLACE OF VISIT
		2,961	1. Telephone
		11,523	2. Doctor's office
		1,566	3. Hospital Outpatient clinic
		745	4. Hospital Emergency Room
		547	5. Other Hospital
		256	6. Company or Industry clinic
		483	7. Home
		2,314	8. Other place
		120	9. Unknown

NHIS PUBLIC USE TAPE RECORDS

Tape Locations	Item No.	Frequency	Items and Codes
104	F-3		MEDICAL DOCTOR ACTUALLY TALKED TO
		16,099	1. Yes
		4,194	2. No
		222	3. Unknown
105-106	F-3		KIND OF MEDICAL DOCTOR FOR THIS DOCTOR VISIT/CONTACT
		1,189	00. M.D., DK if G.P. or specialist
		8,168	01. General practitioner
		11	02. Anesthesiologist
		371	03. Dermatologist
		2,364	04. Internist
		260	05. Neurologist
		1,372	06. Obstetrician/Gynecologist
		658	07. Ophthalmologist
		952	08. Orthopedist
		127	09. Osteopath
		414	10. Otolaryngologist
		6	11. Pathologist
		1,856	12. Pediatrician
		17	13. Proctologist
		372	14. Psychiatrist
		319	15. Radiologist
		571	16. Surgeon (not listed above)
		0	17. Syphilologist
		361	18. Urologist
		115	19. Other M.D. specialist
		217	20. Specialist, DK kind
		52	21. Family Practice (specialist)
		685	22. DK if medical doctor
		58	Blank. Not applicable; no medical doctor reported for this visit/contact

DV-19

NHIS PUBLIC USE TAPE RECORDS

Tape Locations	Item No.	Frequency	Items and Codes
107-108	F-3		TYPE OF MEDICAL ASSISTANT SEEN/TALKED TO
		69	31. Nurse practitioner
		78	32. Physician's assistant
		2,198	33. Nurse
		202	34. Laboratory technician
		5	35. Paramedic
		370	36. Physical therapist
		5	37. Social worker
		13	38. Pharmacist
		105	39. X-ray technician
		105	40. Other technician
		40	41. Dentist/oral surgeon
		30	42. Optometrist/Optician
		247	43. Chiropractor
		148	44. Foot specialist
		4	45. Dietician
		111	46. Psychologist
		6	47. Nutritionist
		1	48. Naprapath
		2	49. Orthoptic technician/Orthopist
		253	50. Other non-medical person
		424	51. Unknown type of medical assistant
		16,099	Blank. Not applicable; medical assistant not talked to (Location 104 = 1)

NHIS PUBLIC USE TAPE RECORDS

Tape Locations	Item No.	Frequency	Items and Codes
109-110	F-3		TYPE OF PERSON TALKED TO/SEEN
		607	00. M.D., DK if G.P. or specialist
		6,804	01. General practitioner
		11	02. Anesthesiologist
		352	03. Dermatologist
		1,820	04. Internist
		216	05. Neurologist
		1,147	06. Obstetrician/Gynecologist
		617	07. Ophthalmologist
		721	08. Orthopedist
		108	09. Osteopath
		375	10. Otolaryngologist
		4	11. Pathologist
		1,595	12. Pediatrician
		16	13. Proctologist
		315	14. Psychiatrist
		237	15. Radiologist
		491	16. Surgeon (not listed above)
		0	17. Syphilologist
		296	18. Urologist
		85	19. Other M.D. specialist
		180	20. Specialist, DK kind
		37	21. Family Practice (specialist)
		69	31. Nurse practitioner
		78	32. Physician's assistant
		2,198	33. Nurse
		202	34. Laboratory technician
		5	35. Paramedic
		370	36. Physical therapist
		5	37. Social worker
		13	38. Pharmacist
		105	39. X-ray technician
		105	40. Other technician
		40	41. Dentist/Oral surgeon
		30	42. Optometrist/Optician
		247	43. Chiropractor
		148	44. Foot specialist
		4	45. Dietician
		111	46. Psychologist
		6	47. Nutritionist
		1	48. Naprapath
		2	49. Orthoptic technician/Orthoptist
		253	50. Other non-medical person
		424	51. Not MD; unknown type of medical assistant
		65	52. Unknown if MD

NHIS PUBLIC USE TAPE RECORDS

Tape Locations	Item No.	Frequency	Items and Codes
<u>111-161</u>			CONDITIONS FOR WHICH DOCTOR VISITED
<u>111-127</u>			CONDITION NO. 1
111-112	F-4		<u>Serial Number (unedited)</u> 01-99. Condition Serial Number Blank.
113-116	Condition Record	192 17,437 2,886	<u>ICD/NHIS Code</u> 0000. No matched condition record ICD/NHIS Code (note Unknown = 7999) Blank. No condition for this visit
117	Condition Record	192 10,499 6,938 2,886	<u>Chronic/Acute Code</u> 0. No matched condition record 1. Chronic 2. Acute Blank. No condition for this visit
118-121	Condition Record	192 6,354 584 13,385	<u>Acute Recode (A)</u> 0000. No matched condition record 1001-5931. Acute Recode 5932. All other acute conditions including unknowns Blank. Chronic condition or no condition for this visit
122-124	Condition Record	192 7,926 2,573 9,824	<u>Chronic Recode (C)</u> 000. No matched condition record 101-615. Chronic Recode 999. All other chronic conditions including unknowns Blank. Acute condition or no condition for this visit
125-127	Condition Record	192 17,358 79 2,886	<u>Condition Recode (B)</u> 000. No matched condition record 010-570. Condition recode 990. All other conditions including unknown Blank. No condition for this visit

NHIS PUBLIC USE TAPE RECORDS

<u>Tape Locations</u>	<u>Item No.</u>	<u>Frequency</u>	<u>Items and Codes</u>
<u>111-161</u>			CONDITIONS FOR WHICH DOCTOR VISITED - cont....
<u>128-144</u>			CONDITION NO. 2
128-129	F-4		<u>Serial Number</u> (unedited) 01-99. Condition Serial Number Blank.
130-133	Condition Record	38 2,838 17,639	<u>ICD/NHIS Code</u> 0000. No matched condition record ICD/NHIS Code (note Unknown = 7999) Blank. No condition for this visit
134	Condition Record	38 1,954 884 17,639	<u>Chronic/Acute Code</u> 0. No matched condition record 1. Chronic 2. Acute Blank. No condition for this visit
135-138	Condition Record	38 759 125 19,593	<u>Acute Recode (A)</u> 0000. No matched condition record 1001-5931. Acute Recode 5932. All other acute conditions including unknowns Blank. Chronic condition or no condition for this visit
139-141	Condition Record	38 1,544 410 18,523	<u>Chronic Recode (C)</u> 000. No matched condition record 101-615. Chronic Recode 999. All other chronic conditions including unknowns Blank. Acute condition or no condition for this visit
142-144	Condition Record	38 2,816 22 17,639	<u>Condition Recode (B)</u> 000. No matched condition record 010-570. Condition recode 990. All other conditions including unknown Blank. No condition for this visit

DV-23

NHIS PUBLIC USE TAPE RECORDS

Tape Locations	Item No.	Frequency	Items and Codes
<u>111-161</u>			CONDITIONS FOR WHICH DOCTOR VISITED - cont...
<u>145-161</u>			CONDITION NO. 3
145-146	F-4		<u>Serial Number</u> (unedited) 01-99. Condition Serial Number Blank.
147-150	Condition Record		<u>ICD/NHIS Code</u>
		6	0000. No matched condition record
		683	ICD/NHIS Code (note Unknown = 7999)
		19,826	Blank. No condition for this visit
151	Condition Record		<u>Chronic/Acute Code</u>
		6	0. No matched condition record
		550	1. Chronic
		133	2. Acute
		19,826	Blank. No condition for this visit
152-155	Condition Record		<u>Acute Recode (A)</u>
		6	0000. No matched condition record
		109	1001-5931. Acute Recode
		24	5932. All other acute conditions including unknowns
		20,376	Blank. Chronic condition or no condition for this visit
156-158	Condition Record		<u>Chronic Recode (C)</u>
		6	000. No matched condition record
		399	101-615. Chronic Recode
		151	999. All other chronic conditions including unknowns
		19,959	Blank. Acute condition or no condition for this visit
159-161	Condition Record		<u>Condition Recode (B)</u>
		6	000. No matched condition record
		678	010-570. Condition recode
		5	990. All other conditions including unknown
		19,826	Blank. No condition for this visit

DV-24

NHIS PUBLIC USE TAPE RECORDS

Tape Locations	Item No.	Frequency	Items and Codes
162	F-5		OPERATIONS PERFORMED DURING THIS VISIT
		793	1. Yes
		16,547	2. No
		214	3. Unknown
		2,961	Blank. Not applicable (telephone call)
<u>163-168</u>	F-5		OPERATION CODE
163-164			<u>Operation No. 1</u>
			See Appendix E
165-166			<u>Operation No. 2</u>
			See Appendix E
167-168			<u>Operation No. 3</u>
			See Appendix E
169-181			BLANK
182	Master Record		REGION
		4,458	1. Northeast
		5,472	2. North Central
		6,458	3. South
		4,127	4. West

NHIS PUBLIC USE TAPE RECORDS

Tape Locations	Item No.	Frequency	Items and Codes
183-184	Master Record		TABULATION AREA
			<u>Large Self-representing SMSA's</u>
		12,157	Blank. Non self-representing sections and self-representing SMSA's other than those recoded 34-64.
			<u>Large Self-representing SMSA's</u>
			<u>Recode</u> <u>SMSA</u>
		232	34 Boston
		1,476	35 New York*
		386	36 Philadelphia
		188	37 Pittsburgh
		475	38 Detroit
		672	39 Chicago**
		157	40 Cincinnati
		661	41 Los Angeles-Long Beach
		320	42 San Francisco-Oakland
		237	43 Baltimore
		143	44 Atlanta
		103	45 Buffalo
		155	46 Cleveland
		226	47 Minneapolis-St. Paul
		111	48 Milwaukee
		119	49 Kansas City
		261	50 St. Louis
		191	51 Houston
		148	52 Dallas
		444	53 Washington, DC
		219	54 Seattle-Everett
		187	55 San Diego
		257	56 Anaheim-Santa Ana-Garden Grove
		150	57 Miami
		110	58 Denver
		177	59 San Bernardino-Riverside-Ontario
		111	60 Indianapolis
		121	61 San Jose
		125	62 New Orleans
		103	63 Tampa-St. Petersburg
		93	64 Portland, Oregon

*Northeastern New Jersey Consolidated Area
 **Northwestern Indiana Consolidated Area

NHIS PUBLIC USE TAPE RECORDS

Tape Locations	Item No.	Frequency	Items and Codes
185	Master Record		TYPE OF PSU
		8,358	0. The 31 Large Self-representing SMSA's
		4,926	1. SMSA - Self-representing
		1,341	3. SMSA - Nonself-representing
		306	4. Non-SMSA - Self-representing
		5,584	6. Non-SMSA - Nonself-representing
186	Recode		SMSA - NON-SMSA RESIDENCE
		5,855	1. SMSA - Central City
		8,770	2. SMSA - Not Central City
		5,630	3. Non-SMSA - Nonfarm
		260	4. Non-SMSA - Farm
187-189			PSEUDO PSU CODES
190-200			CHRONIC CONDITION PREVALENCE AND INCIDENCE FACTOR (XX.XXXXXXXXXX) character format with implied decimal
			FINAL BASIC WEIGHT
201-209			<u>QUARTER</u>
210-218			<u>SEMI-ANNUAL (WT/2)</u>
219-227			<u>ANNUAL (WT/4)</u>
			6.5 WEIGHT
228-236			<u>QUARTER, SEMI-ANNUAL AND ANNUAL</u>
237-335			BLANK

HOSPITAL RECORD

H-1

NHIS PUBLIC USE TAPE RECORDS

Outline of Items and Codes

Number of Records = 13,515

HOSPITAL RECORD

Tape Locations	Item No.	Frequency	Items and Codes
1-2	-		RECORD TYPE
		13,515	50. Hospital Record
3-4	-		PROCESSING YEAR
		13,515	84. 1984
5	-		PROCESSING QUARTER
		3,413	1. Quarter 1
		3,457	2. Quarter 2
		3,315	3. Quarter 3
		3,330	4. Quarter 4
6-8	HH-5		RANDOM RECODE OF PSU NUMBER
9-10	HH-5		WEEK - CENSUS CODE
			01, 21, 41, 61, 81 ... Week 01
			02, 22, 42, 62, 82 ... Week 02
			03, 23, 43, 63, 83 ... Week 03
			04, 24, 44, 64, 84 ... Week 04
			05, 25, 45, 65, 85 ... Week 05
			06, 26, 46, 66, 86 ... Week 06
			07, 27, 47, 67, 87 ... Week 07
			08, 28, 48, 68, 88 ... Week 08
			09, 29, 49, 69, 89 ... Week 09
			10, 30, 50, 70, 90 ... Week 10
			11, 31, 51, 71, 91 ... Week 11
			12, 32, 52, 72, 92 ... Week 12
			13, 33, 53, 73, 93 ... Week 13

NHIS PUBLIC USE TAPE RECORDS

Tape Locations	Item No.	Frequency	Items and Codes
11-12	HH-5		SEGMENT NUMBER Week plus Segment Number identifies the segment
13-14	HH-5		HOUSEHOLD NUMBER Numbered within PSU-Week-Segment
15-16		-	PERSON NUMBER
17-18		-	HOSPITAL SERIAL NUMBER 01-99. Serial Number
19-20	HH-5		WEEK CODE (Numbered within Quarter)
		1,040	Week 01. 01, 21, 41, 61, 81
		1,044	Week 02. 02, 22, 42, 62, 82
		989	Week 03. 03, 23, 43, 63, 83
		1,105	Week 04. 04, 24, 44, 64, 84
		1,173	Week 05. 05, 25, 45, 65, 85
		982	Week 06. 06, 26, 46, 66, 86
		979	Week 07. 07, 27, 47, 67, 87
		1,024	Week 08. 08, 28, 48, 68, 88
		1,021	Week 09. 09, 29, 49, 69, 89
		981	Week 10. 10, 30, 50, 70, 90
		1,084	Week 11. 11, 31, 51, 71, 91
		1,040	Week 12. 12, 32, 52, 72, 92
		1,053	Week 13. 13, 33, 53, 73, 93
21			BLANK

NHIS PUBLIC USE TAPE RECORDS

Tape Locations	Item No.	Frequency	Items and Codes
22-23	HH-10d		TYPE OF LIVING QUARTERS:
			<u>Housing Unit = (00-07)</u>
		36	00. Housing unit; kind unknown
		12,622	01. House, apartment, flat
		15	02. HU in nontransient hotel, motel, etc.
		6	03. HU-permanent in transient hotel, motel, etc.
		5	04. HU in rooming house
		688	05. Mobile home or trailer with no permanent room added
		99	06. Mobile home or trailer with one or more permanent rooms added
		0	07. HU not specified above
			<u>Other Unit = (08-12)</u>
		8	08. Quarters not HU in rooming or boarding house
		0	09. Unit not permanent in transient hotel, motel, etc.
		0	10. Unoccupied tent site or trailer site
		36	11. Other unit not specified above
		0	12. Other unit; kind unknown
24	HH-11		HAS TELEPHONE
		12,054	1. Yes, phone number given
		263	2. Yes, no phone number given
		1,163	3. No
		35	4. Unknown
25	A-1		SEX
		5,448	1. Male
		8,067	2. Female
26	-		BLANK

NHIS PUBLIC USE TAPE RECORDS

Tape Locations	Item No.	Frequency	Items and Codes
27-28	Person Column		AGE
		251	00. Under 1 year
		13,258	01-98. Number of years
		6	99. 99+ years of age
29	Recode		AGE RECODE #1
		791	1. Under 5 years
		935	2. 5-17 years
		1,407	3. 18-24 years
		3,665	4. 25-44 years
		3,215	5. 45-64 years
		1,007	6. 65-69 years
		904	7. 70-74 years
		1,591	8. 75 years and over
30	Recode		AGE RECODE #2
		859	1. Under 6 years
		746	2. 6-16 years
		1,528	3. 17-24 years
		2,278	4. 25-34 years
		1,387	5. 35-44 years
		1,455	6. 45-54 years
		1,760	7. 55-64 years
		1,911	8. 65-74 years
		1,591	9. 75 years and over
31-32	Recode		AGE RECODE #3
		596	00-35. Months
		12,919	36. Over 3 years
33	-		BLANK

NHIS PUBLIC USE TAPE RECORDS

Tape Locations	Item No.	Frequency	Items and Codes
<u>34-39</u>	A-3		MONTH AND YEAR OF BIRTH
34-35			<u>Month</u>
			01. January
			02. February
			03. March
			04. April
			05. May
			06. June
			07. July
			08. August
			09. September
			10. October
			11. November
			12. December
			99. DK or refused
36-39			<u>Year of Birth</u>
			1800-1899. 1800-1899
			1900-1984. 1900-1984
			9999. DK or refused
40-41			BLANK
42	L-3		MAIN RACIAL BACKGROUND - Reported
		92	1. Aleut, Eskimo, or American Indian
		130	2. Asian/Pacific Islander
		1,374	3. Black
		11,720	4. White
		88	5. Other
		31	6. Multiple race
		80	7. Unknown

NHIS PUBLIC USE TAPE RECORDS

Tape Locations	Item No.	Frequency	Items and Codes
<u>43-45</u>	Recode		RACE RECODES
43			<u>Recode 1</u>
		11,911	1. White
		1,377	2. Black
		227	3. Other
44			<u>Recode 2</u>
		11,911	1. White
		1,604	2. Non-white
45			<u>Recode 3</u>
		1,377	1. Black
		12,138	2. Non-black
<u>46-47</u>	L-4		HISPANIC ORIGIN
		16	00. Multiple Hispanic
		134	01. Puerto Rican
		45	02. Cuban
		183	03. Mexican-Mexicano
		261	04. Mexican-American
		15	05. Chicano
		80	06. Other Latin American
		98	07. Other Spanish
		21	08. Spanish, DK type
		100	09. Unknown if Spanish origin
		12,562	10. Not Spanish origin
48	L-7		MARITAL STATUS
		1,350	0. Under 14 years
		7,679	1. Married - spouse in household
		128	2. Married - spouse not in household
		1,662	3. Widowed
		764	4. Divorced
		305	5. Separated
		1,577	6. Never married
		50	7. Unknown

NHIS PUBLIC USE TAPE RECORDS

Tape Locations	Item No.	Frequency	Items and Codes
49	L-1		VETERAN STATUS
		9,460	1. Non-veteran
		28	2. WW I
		1,031	3. WW II
		381	4. Korean War
		367	5. Vietnam veteran
		61	6. Post-Vietnam
		236	7. Other service
		76	8. Served in Armed Forces, unknown if war veteran
		149	9. Unknown if served in Armed Forces
		1,726	Blank. Under 18 years of age
50	L-1		ACTIVE GUARD/RESERVE STATUS FOR PERSONS ON ACTIVE DUTY IN ARMED FORCES
		9,460	0. Non-veteran
		105	1. All service in Guard/Reserve
		278	2. Some service in Guard/Reserve
		4	3. Unknown if all service in Guard/Reserve
		1,671	4. No active service in Guard/Reserve
		271	5. Unknown if ever active member in Guard/Reserve or if served in Armed Forces
		1,726	Blank. Under 18 years of age
51-52	L-2		EDUCATION OF INDIVIDUAL - COMPLETED YEARS
		267	00. Never attended; kindergarten only
		9,235	01-12. Grades 1-12
			<u>College:</u>
		664	13. 1 year
		809	14. 2 years
		281	15. 3 years
		778	16. 4 years
		176	17. 5 years
		343	18. 6 years or more
		171	19. Unknown
		791	Blank. Under 5 years of age

NHIS PUBLIC USE TAPE RECORDS

Tape Locations	Item No.	Frequency	Items and Codes
53	Recode		EDUCATION OF INDIVIDUAL RECODE
		267	0. None; kindergarten only
		2,728	1. 1-8 years (elementary)
		2,177	2. 9-11 years (high school)
		4,330	3. 12 years (high school graduate)
		1,754	4. 1-3 years (college)
		778	5. 4 years (college graduate)
		519	6. 5+ years (post-college)
		171	7. Unknown
		791	Blank. Under 5 years of age
54-55	-		HIGHEST EDUCATION OF RESPONSIBLE ADULT FAMILY MEMBER (Detail)
		47	00. Never attended; kindergarten only
		8,456	01-12. Grades 1-12
			<u>College:</u>
		950	13. 1 year
		1,175	14. 2 years
		418	15. 3 years
		1,299	16. 4 years
		361	17. 5 years
		749	18. 6 years or more
		60	19. Unknown
56	-		HIGHEST EDUCATION OF RESPONSIBLE ADULT FAMILY MEMBER - Recode
		47	0. None; kindergarten only
		1,413	1. 1-8 years (elementary)
		1,828	2. 9-11 years (high school)
		5,215	3. 12 years (high school graduate)
		2,543	4. 1-3 years (college)
		1,299	5. 4 years (college graduate)
		1,110	6. 5+ years (post-college)
		60	7. Unknown

H-9

NHIS PUBLIC USE TAPE RECORDS

Tape Locations	Item No.	Frequency	Items and Codes
57	L-8		FAMILY INCOME \pm \$20,000
		7,209	1. Less than \$20,000
		5,805	2. \$20,000 or more
		501	3. Unknown
58-59	L-8		FAMILY INCOME
		93	00. Less than \$1,000
		105	01. \$ 1,000 - \$ 1,999
		214	02. 2,000 - 2,999
		332	03. 3,000 - 3,999
		415	04. 4,000 - 4,999
		395	05. 5,000 - 5,999
		426	06. 6,000 - 6,999
		443	07. 7,000 - 7,999
		327	08. 8,000 - 8,999
		422	09. 9,000 - 9,999
		449	10. 10,000 - 10,999
		298	11. 11,000 - 11,999
		435	12. 12,000 - 12,999
		233	13. 13,000 - 13,999
		358	14. 14,000 - 14,999
		348	15. 15,000 - 15,999
		250	16. 16,000 - 16,999
		251	17. 17,000 - 17,999
		353	18. 18,000 - 18,999
		390	19. 19,000 - 19,999
		1,329	20. 20,000 - 24,999
		1,065	21. 25,000 - 29,999
		890	22. 30,000 - 34,999
		535	23. 35,000 - 39,999
		471	24. 40,000 - 44,999
		359	25. 45,000 - 49,999
		712	26. \$50,000 and over
		1,617	27. Unknown

NHIS PUBLIC USE TAPE RECORDS

Tape Locations	Item No.	Frequency	Items and Codes
60	Recode		FAMILY INCOME RECODE
		1,159	0. Under \$5,000
		821	1. \$ 5,000 - \$ 6,999
		1,192	2. 7,000 - 9,999
		1,773	3. 10,000 - 14,999
		1,592	4. 15,000 - 19,999
		1,329	5. 20,000 - 24,999
		1,955	6. 25,000 - 34,999
		1,365	7. 35,000 - 49,999
		712	8. \$50,000 or more
		1,617	9. Unknown
61	Generated		NHIS POVERTY INDEX^{1/}
		10,657	1. Above poverty threshold
		1,240	2. Below poverty threshold
		1,618	3. Unknown
<u>62-63</u>			FAMILY RELATIONSHIP
62	A-2		<u>Type of Family</u>
		1,842	&. Primary individual
		137	-. Secondary individual
		11,509	0. Primary family
		27	1-9. Secondary family
63	A-2		<u>Relationship to Reference Person</u>
		1,775	&. Reference person, living alone
		4,542	0. Reference person, 2+ persons in household
		4,133	1. Spouse, other spouse NOT in Armed Forces and living at home
		78	2. Spouse, other spouse IN Armed Forces and living at home
		2,311	3. Child of reference person or spouse
		132	4. Grandchild of reference person or spouse
		268	5. Parent of reference person or spouse
		274	6. Other relative
		2	7. Child of ineligible reference person
		0	9. DK or refused

^{1/}Based on family size, number of children under 18 years of age & family income using the 1983 poverty levels published by the Census Bureau in August 1984.

NHIS PUBLIC USE TAPE RECORDS

Tape Locations	Item No.	Frequency	Items and Codes
64	Recode		FAMILY RELATIONSHIP RECODE
		1,775	1. Living alone
		204	2. Living only with non-relative
		7,671	3. Living with spouse
		3,865	4. Living with relative - other
65-66	Generated		SIZE OF FAMILY <u>1/</u>
			Unrelated individuals are coded 01
67	Generated		SIZE OF FAMILY RECODE
			1-8. Number of members
			9. 9+ members
68	A-2		PARENT/OTHER ADULT RELATIVE (under 25 years old and never married)
		1,373	1. Both parents, no other relative
		336	2. Mother only
		18	3. Father only
		190	4. Both parents and other 21+ year old adult relative
		120	5. Mother and other 21+ year old adult relative
		5	6. Father and other 21+ year old adult relative
		22	7. No parent, but one 21+ year old adult relative
		34	8. No parent, but two or more 21+ year old adult relatives
		71	9. Unknown
		124	0. Other
		11,222	Blank. Not applicable (25+ years old or ever married)

1/ Count includes spouse in military but living at home.

NHIS PUBLIC USE TAPE RECORDS

Tape Locations	Item No.	Frequency	Items and Codes
69	B-1 B-8		MAJOR ACTIVITY (18+ years old)
		4,297	1. Working
		3,715	2. Keeping house
		323	3. Going to school
		3,360	4. Something else
		94	5. Unknown
		1,726	Blank. Not applicable (Under 18 years)
70	G-4		HEALTH STATUS
		2,368	1. Excellent
		2,443	2. Very Good
		3,619	3. Good
		2,625	4. Fair
		2,419	5. Poor
		41	6. Unknown
71	Recode		ACTIVITY LIMITATION STATUS - (all ages)
		2,660	1. Unable to perform major activity
		1,907	2. Limited in kind/amount major activity
		1,077	3. Limited in other activities
		7,871	4. Not limited (includes unknowns)
72	Recode		ACTIVITY LIMITATION STATUS MEASURED BY "ABILITY TO WORK" (18-69 years)
		2,422	1. Unable to work
		829	2. Limited in kind/amount of work
		448	3. Limited in other activities
		5,595	4. Not limited (includes unknowns)
		4,221	Blank. Not applicable (under 18 years; 70+ years)

NHIS PUBLIC USE TAPE RECORDS

Tape Locations	Item No.	Frequency	Items and Codes
73	B-11		LIMITATION OF SCHOOL ACTIVITIES (5-17 years)
		46	1. Unable to attend school
		65	2. Attends special school/classes
		6	3. Needs special school/classes
		46	4. Limited in school attendance
		73	5. Limited in other activities
		699	6. Not limited (includes unknowns)
		12,580	Blank. Not applicable (under 5 years; 18+ years)
74	B-14		NEEDS HELP WITH PERSONAL CARE (5-59 years old and limited, or age 60-69 years)
		500	1. Unable to perform personal care needs
		716	2. Limited in performing other routine needs
		3,293	3. Not limited in performing personal or routine needs
		21	4. Unknown
		8,985	Blank. Not applicable (under 5 years; 5-59 years not limited; 70+ years old)
75	D-1		EMPLOYMENT STATUS IN PAST 2 WEEKS (18+ years)
			<u>In the Labor Force: (1-7)</u>
			<u>Currently employed: (1-3)</u>
		3,963	1. Worked in past 2 weeks
		398	2. Did not work, has job; <u>not</u> on lay-off and not looking for work
		8	3. Did not work, has job; looking for work
			<u>Unemployed: (4-7)</u>
		29	4. Did not work, has job; on lay-off
		1	5. Did not work, has job; on lay-off <u>and</u> looking for work
		195	6. Did not work, has job; unknown if looking or on lay-off
		360	7. Did not work no job; looking for work or on lay-off
			<u>Not in Labor Force (18+ years): (8)</u>
		6,835	8. Not in Labor Force (18+ years)
		1,726	Blank. Not applicable (Under 18 years old)

NHIS PUBLIC USE TAPE RECORDS

Tape Locations	Item No.	Frequency	Items and Codes
76	L-6		CLASS OF WORKER
		6,835	0. Not in labor force
		3,537	1. Private company
		160	2. Federal Government employee
		194	3. State Government employee
		408	4. Local Government employee
		115	5. Incorporated business
		380	6. Self-employed
		24	7. Without pay
		19	8. Never worked
		117	9. Unknown
		1,726	Blank. Under 18
77-79	L-6		INDUSTRY DETAIL CODE
		4,954	010-996. Code number
		8,561	Blank. Not applicable
80-81	Recode		INDUSTRY RECODE 1
			SEE APPENDIX B
82-83	Recode		INDUSTRY RECODE 2
			SEE APPENDIX B
84-86	L-6		OCCUPATION DETAIL CODE
		4,954	003-999. Code number
		8,561	Blank. Not applicable
87-88	Recode		OCCUPATION RECODE 1
			SEE APPENDIX C
89-90	Recode		OCCUPATION RECODE 2
			SEE APPENDIX C

H-15

NHIS PUBLIC USE TAPE RECORDS

Tape Locations	Item No.	Frequency	Items and Codes
91	L-R		RESPONDENT
		1,605	0. Under 17
		8,359	1. Self-entirely
		801	2. Self-partly
		2,663	3. Proxy
		87	4. Unknown
92	Recode		CONDITION LIST ASSIGNED AND ASKED
		2,271	1. Condition List 1, Skin and Musculoskeletal
		2,089	2. Condition List 2, Impairments
		2,249	3. Condition List 3, Digestive
		2,335	4. Condition List 4, Miscellaneous
		2,268	5. Condition List 5, Circulatory
		2,239	6. Condition List 6, Respiratory
		64	7. Unknown
93-94	Recode		HOSPITAL EPISODE NUMBER FOR SHORT-STAY HOSPITALS IN PAST YEAR
		13,265	01+. Number
		250	Blank. Long-stay hospitals

H-16

NHIS PUBLIC USE TAPE RECORDS

Tape Locations	Item No.	Frequency	Items and Codes
95-96	J-6		TYPE OF SERVICE
		12,729	01. General
		77	02. Psychiatric
		4	03. Tuberculosis
		28	04. Maternity
		23	06. Ear, Eye, Nose and Throat
		140	07. Children's
		13	08. Orthopedic
		0	09. Contagious Disease
		3	10. Chronic Disease
		5	11. Hospital department of institution
		101	12. All other
		1	89. In index, unknown type
		113	90. DK (entry of DK for hospital name and Not Reported, less than 31 nights in hospital)
		12	92. DK (entry of DK for hospital name and Not Reported - 31 or more nights in hospital)
		27	93. Hospitalized in Foreign Country, not in index
		0	94. Nursing personal, and domiciliary care homes
		13	95. Nursing home, assumed from title
		18	98. Osteopathic
		208	99. Not identified as a hospital, not in index

97	Recode		RECODE FOR TYPE OF SERVICE
		13,265	1. Short-stay hospitals (Codes 01, 04, 06, 07, 11, 89, 90, 98, 99)
		223	2. Long-stay hospitals (Codes 02, 03, 08, 09, 10, 12, 92, 94, 95)
		27	3. Not in index (Code 93)

NHIS PUBLIC USE TAPE RECORDS

Tape Locations	Item No.	Frequency	Items and Codes
98-99	J-6		TYPE OF OWNERSHIP
			1. Governmental, nonfederal
		345	12. State
		781	13. County
		279	14. City
		164	15. City-county
		778	16. Hospital district
			2. Nonprofit
		2,469	21. Church operated or related
		6,639	23. Other nonprofit
		0	24. Nonprofit, N.O.S.
			3. Proprietary
		14	31. Individual
		52	32. Partnership
		1,134	33. Corporation (profit)
		0	34. Proprietary, N.O.S.
			4. Government, Federal
		61	41. Air Force
		70	51. Army
		56	61. Navy
		0	62. Department of Defense, N.O.S.
		4	71. Public Health Service
		275	81. Veterans Administration
		1	91. Other Federal
			5. All other
		2	89. In index, unknown type
		113	90. DK (entry of DK for hospital name and Not Reported, less than 31 nights in hospital)
		12	92. DK (entry of DK for hospital name and Not Reported - 31 or more nights in hospital)
		27	93. Hospitalized in Foreign Country, not in index
		13	95. Nursing home, assumed from title
		18	98. Osteopathic
		208	99. Not identified as a hospital, not in index

NHIS PUBLIC USE TAPE RECORDS

Tape Locations	Item No.	Frequency	Items and Codes
<u>100-105</u>	J-2		DATE OF ADMISSION
100-101			<u>Month</u>
		1,135	01. January
		1,140	02. February
		1,116	03. March
		1,105	04. April
		1,084	05. May
		1,163	06. June
		1,158	07. July
		1,148	08. August
		1,028	09. September
		1,218	10. October
		1,163	11. November
		1,057	12. December
102-103			<u>Day of Month</u>
			01-31. Day of month
104-105			<u>Year</u>
		0	80. 1980
		0	81. 1981
		6	82. 1982
		6,477	83. 1983
		7,031	84. 1984
		1	85. 1985
106-109	Derived		NUMERICAL VALUE OF DATE OF ADMISSION
			0001-1840. Date Values
110	Derived		ADMISSION RECODE (A)
		532	1. Admission in past 2 weeks
		12,633	2. Admission 2 weeks to a year ago
		350	3. Admission prior to past 12 months

NHIS PUBLIC USE TAPE RECORDS

Tape Locations	Item No.	Frequency	Items and Codes
111-114	Derived		NUMERICAL VALUE FOR DATE OF INTERVIEW (C)
		13,515 0	1469-1840. Values 9999. Unknown
115-118	Derived		DERIVED DATE OF DISCHARGE (D)
		13,515 0	0002-1848. Values 9999. Unknown
119-121	Derived		NUMBER OF NIGHTS IN PAST 12 MONTHS (E)
			000-365. Number of nights
122-123	Derived		NUMBER OF NIGHTS IN PAST 2 WEEKS (F)
			00-14. Number of nights
124-126	Derived		J - VALUE
		138 13,377	Blank. Negative value 000-364. Value
127	Recode		J - RECODE
		138 637 6,504 6,236	0. Still in hospital 1. Discharges past 2 weeks (000-013) 2. Discharges in 2 weeks to 6 months (014-181) 3. Discharges in 6-12 months (182-364)
128-131	J-3		TOTAL NIGHTS IN HOSPITAL
			0001-1840. Nights

NHIS PUBLIC USE TAPE RECORDS

Tape Locations	Item No.	Frequency	Items and Codes
132	Recode		SHORT-STAY HOSPITAL DISCHARGE (based on 6-month recall) ^{1/}
		7,008	1. Yes
		6,507	2. No
133	J-5		OPERATION PERFORMED DURING STAY
		6,803	1. Yes
		6,580	2. No
		132	3. Unknown
<u>134-139</u>	J-5		OPERATION CODES (See Appendix E)
134-135			<u>Operation Number 1</u>
		6,803	00-99.
		6,712	Blank.
136-137			<u>Operation Number 2</u>
		782	00-99.
		12,733	Blank.
138-139			<u>Operation Number 3</u>
		90	00-99.
		13,425	Blank.
140-144			BLANK
145	Recode		HOSPITALIZATION FOR DELIVERY (Based on Operation Codes, Appendix E and reason entered hospital)
		1,513	1. Yes, delivery
		12,002	2. No

^{1/} Use weight field 210-218 for annual estimate.

NHIS PUBLIC USE TAPE RECORDS

Tape Locations	Item No.	Frequency	Items and Codes
146	4		REASON ENTERED HOSPITAL
		1,491	1. Delivery
		12,024	2. Other reason
147-181			BLANK
182	Master Record		REGION
		2,823	1. Northeast
		3,696	2. North Central
		4,809	3. South
		2,187	4. West

NHIS PUBLIC USE TAPE RECORDS

Tape Locations	Item No.	Frequency	Items and Codes
183-184	Master Record		TABULATION AREA
			<u>Large Self-representing SMSA's</u>
		8,686	Blank. Non self-representing sections and self-representing SMSA's other than those recoded 34-64.
			<u>Large Self-representing SMSA's</u>
			<u>Recode</u> <u>SMSA</u>
		168	34 Boston
		782	35 New York*
		245	36 Philadelphia
		169	37 Pittsburgh
		257	38 Detroit
		455	39 Chicago**
		108	40 Cincinnati
		365	41 Los Angeles-Long Beach
		152	42 San Francisco-Oakland
		145	43 Baltimore
		88	44 Atlanta
		85	45 Buffalo
		112	46 Cleveland
		102	47 Minneapolis-St. Paul
		74	48 Milwaukee
		69	49 Kansas City
		147	50 St. Louis
		141	51 Houston
		91	52 Dallas
		206	53 Washington, DC
		80	54 Seattle-Everett
		100	55 San Diego
		121	56 Anaheim-Santa Ana-Garden Grove
		92	57 Miami
		87	58 Denver
		69	59 San Bernardino-Riverside-Ontario
		85	60 Indianapolis
		42	61 San Jose
		69	62 New Orleans
		55	63 Tampa-St. Petersburg
		68	64 Portland, Oregon

*Northeastern New Jersey Consolidated Area
 **Northwestern Indiana Consolidated Area

NHIS PUBLIC USE TAPE RECORDS

Tape Locations	Item No.	Frequency	Items and Codes
185	Master Record		TYPE OF PSU
		4,829	0. The 31 Large Self-representing SMSA's
		2,899	1. SMSA - Self-representing
		873	3. SMSA - Nonself-representing
		217	4. Non-SMSA - Self-representing
		4,697	6. Non-SMSA - Nonself-representing
186	Recode		SMSA - NON-SMSA RESIDENCE
		3,432	1. SMSA - Central City
		5,169	2. SMSA - Not Central City
		4,687	3. Non-SMSA - Nonfarm
		227	4. Non-SMSA - Farm
187-189			PSEUDO PSU CODES
190-200			CHRONIC CONDITION PREVALENCE AND INCIDENCE FACTOR (XX.XXXXXXXXXX) - character format with implied decimal
			FINAL BASIC WEIGHT
201-209			<u>QUARTER</u>
210-218*			<u>SEMI-ANNUAL (WT/2)</u>
219-227			<u>ANNUAL (WT/4)</u>
			6.5 WEIGHT
228-236			<u>QUARTER, SEMI-ANNUAL AND ANNUAL</u>
			ESTIMATED NIGHTS IN HOSPITAL IN PAST 2 WEEKS
237-245			<u>QUARTER, SEMI-ANNUAL AND ANNUAL</u>

*Use these locations for estimates of hospital discharges and days based on a 6-month period.

NHIS PUBLIC USE TAPE RECORDS

Tape Locations	Item No.	Frequency	Items and Codes
			ESTIMATED NIGHTS IN HOSPITAL IN PAST 12 MONTHS
246-254			<u>QUARTER</u>
255-263			<u>SEMI-ANNUAL (WT/2)</u>
264-272			<u>ANNUAL (WT/4)</u>
			ESTIMATED TOTAL NIGHTS IN HOSPITAL
273-281			<u>QUARTER</u>
282-290*			<u>SEMI-ANNUAL (WT/2)</u>
291-299			<u>ANNUAL (WT/4)</u>
300-335			BLANK

*Use these locations for estimates of hospital discharges and days based on a 6-month period.

NATIONAL HEALTH INTERVIEW SURVEY

DIAGNOSTIC RECODE A

Acute Conditions

- I. Purpose - Recode A consists of 32 4-digit categories of frequently reported acute conditions. The NHIS routinely publishes acute condition incidence estimates and other related acute condition data using these specific recode categories.

- II Format and Content - The first digit of this 4-digit recode separates the data into five major condition groups, and the second digit into subcategories of these five. The third and fourth digits are the basic units of the recode.

- III. Definition of Acute Condition - An acute condition is any disease or injury with onset in the 3-month reference period prior to the week of interview except for certain conditions always classified as chronic regardless of onset. Acute conditions must also have either activity restriction or medical attention. Current deliveries, normal or complicated, and current complications of pregnancy and puerperium are always considered acute conditions. The incidence of acute conditions is limited to acute conditions with onset in the 2-week reference period prior to the interview week.

This recode is different from Acute Condition Recode 2, used prior to 1982.

NATIONAL HEALTH INTERVIEW SURVEY
ACUTE CONDITION RECODE A

Recode Number	Title	ICD-9 Codes
<u>INFECTIVE AND PARASITIC DISEASES</u>		
1001	Common Childhood Diseases	033, 052, 055, 056, 072
1002	Intestinal virus, NOS	008.8
1003	Viral Infections, Unspecified	079.9
1004	Other	(001-136, except for above) ^{1/}
<u>RESPIRATORY CONDITIONS</u>		
2105	Common Cold	460
2106	Other Acute Upper Respiratory Infections	461-465
2207	Influenza	487
2308	Acute Bronchitis	466
2309	Pneumonia	480-483, 485, 486
2310	Other Respiratory Conditions	470, 475, 478.0-7,9, 495, 500-508, 510-515, 516.0,2,3,8,9, 518, 519
<u>DIGESTIVE SYSTEM CONDITIONS</u>		
3411	Dental Conditions	520.0,6-9, 521.0,5,7-9, 522, 523, 525
3412	Indigestion, Nausea and Vomiting	536.8, 787.0
3413	Other Digestive Conditions	(520-579, and 787, except for above) ^{1/}
<u>INJURIES</u>		
4514	Fractures, Dislocations	800-839
4515	Sprains and Strains	840-848
4516	Open Wounds and Lacerations	870-884, 890-894
4517	Contusions and Superficial Injuries	910-929
4518	Other Current Injuries	(800-999, except for above) ^{1/}

^{1/} Excludes ICD codes defined by the NHIS as chronic and ICD codes not used by NHIS.

NATIONAL HEALTH INTERVIEW SURVEY

ACUTE CONDITION RECODE A

Recode Number	Title	ICD-9 Codes
	<u>ALL OTHER ACUTE CONDITIONS</u>	
5619	Eye conditions	360.Ø,0,3,5,6,8,9, 363.Ø,0-2,6-9, 364.Ø,0-6,8,9, 368.Ø,0,2-4,8,9, 370.Ø,0,4-6,8,9, 371.Ø,0-2,4-9, 372.Ø,4,5,8,9, 373.Ø,0,2,8,9, 374, 375, 376.Ø,0,1,3,5,6,8,9, 378.Ø,0-6,8,9, 379.Ø,0,1,3,4,8,9
5620	Acute Ear Infections	380.1, 381, 382, 383.Ø,0-2,9, 384.0, 386.3
5621	Other Ear Conditions	380.Ø,0,2-9, 383.3,8, 384.Ø,2,8,9, 385, 386.Ø,0-2,4-9, 387, 388.Ø,0,1,3-9
5722	Acute Urinary Tract Infections	580, 581, 590, 595.Ø,0-3,8,9, 597, 598.0, 599.0
5723	Other Urinary Conditions	582-589, 591, 593, 596, 598.Ø,1-9, 599.Ø,1-9
5724	Disorders of Menstruation	625.3,4, 626.Ø,0-6,8,9
5725	Other Disorders of Female Genital Tract	614-624, 625.Ø,0-2,5-9, 626.7, 628.Ø,0,2-9, 629
5726	Delivery and Other Conditions of Pregnancy and Puerperium	630-676
5827	Skin Conditions	680-684, 686, 690, 691, 693, (693.2 NHIS code), 694-698, 700-705, 706.Ø,0,1,3,8,9, 707-709

NATIONAL HEALTH INTERVIEW SURVEY

ACUTE CONDITION RECODE A

Recode Number	Title	ICD-9 Codes
	<u>ALL OTHER ACUTE CONDITIONS</u> (continued)	
5828	Acute Back, Spine and Neck Pain	723.1, 724.1-3,5
5829	Other Musculoskeletal Conditions	710. 0 ,0-2,4,8,9, 717, 718. 0 ,0-5,8,9, 719, 720.1,2, 722, 723. 0 ,0,2-4,6-9, 724. 0 ,0,4,6-9, 726. 0 ,1,3-9, 727, 728. 0 ,0,1,3,5,7-9, 729. 0 ,2-6,8,9, 730. 0 ,0-3,9, 731. 0 ,0,2, 732, 733. 0 ,1,3-9, 739
5930	Headache, excluding migraine	307.8, 784.0 ² / ₁
5931	Fever, NOS	780.6
5932	All Other Acute Conditions	(All remaining ICD Codes) ¹ / ₁

¹/ Excludes ICD codes defined by the NHIS as chronic and ICD codes not used by NHIS.

²/ NHIS codes tension headache to 784.0

NATIONAL HEALTH INTERVIEW SURVEY

DIAGNOSTIC RECODE B

Diseases, Injuries and Impairments

- I. Purpose - Recode B is a listing of diseases and injuries developed by the World Health Assembly (WHA) and modified by the NHIS to include special impairment codes and residual categories. This recode, without NHIS modifications, also appears in Volume 1 of the International Classification of Diseases (1975 Revision).

The recode is intended to provide data users with a classification scheme whereby the NHIS diagnostic categories are more closely grouped according to the standard International Classification of Disease groupings. This recode is primarily used by NHIS to classify conditions reported as causing activity limitation. For data users interested in producing chronic condition prevalence estimates, see also Diagnostic Recode C.

- II. Format and Content - Recode B is a 3-digit recode that can be tabulated in two ways. The first 2 digits represent more general groupings of condition categories and range from 01-57 and 99. For more detailed condition categories, the complete 3-digit number - from 010-570 and 990 - is used.

The NHIS has modified this recode in two ways. First, the NHIS diagnostic coding procedure uses an X-code designation for impairments instead of an ICD number. For this recode, the X-codes are reassigned to the recode categories that would have been used under the ICD scheme. Secondly, residual categories have been added to accommodate all conditions coded by the NHIS.

This recode is the same as Recode 5 used prior to 1982.

NATIONAL HEALTH INTERVIEW SURVEY

DIAGNOSTIC RECODE B

2-digit Recode	3-digit Recode	Category	NHIS Diagnostic Code Inclusions
01		Intestinal Infectious Diseases	001-009.0,2
	010	Cholera	001
	011	Typhoid fever	002.0
	012	Shigellosis	004
	013	Food poisoning	003, 005
	014	Amoebiasis	006
	015	Intestinal infections due to other specified organism	007, 008
	016	Ill-defined intestinal infections	009.0,2
	019	Residual	002.1-3,9
02		Tuberculosis	010-018, 019-A
	020	Pulmonary tuberculosis.	011
	021	Other respiratory tuberculosis	010, 012
	022	Tuberculosis of meninges and central nervous system	013
	023	Tuberculosis of intestines, peritoneum and mesenteric glands	014
	024	Tuberculosis of bones and joints	015
	025	Tuberculosis of genitourinary system	016
	029	Residual	017, 018, 019-A

NATIONAL HEALTH INTERVIEW SURVEY

DIAGNOSTIC RECODE B

2-digit Recode	3-digit Recode	Category	NHIS Diagnostic Code Inclusions
03		Other Bacterial Diseases	020-027, 30-41
	030	Plague	020
	031	Brucellosis	023
	032	Leprosy	030
	033	Diphtheria	032
	034	Whooping cough	033
	035	Streptococcal sore throat, scarlatina erysipelas	034, 035
	036	Meningococcal infection	036
	037	Tetanus	037
	038	Septicaemia	038
	039	Residual	021, 022, 024-027, 031, 039-041
04		Viral Diseases	045-057, 060-066, 070-079
	040	Acute poliomyelitis	045
	041	Smallpox	050
	042	Measles	055
	043	Rubella	056
	044	Yellow fever	060
	045	Arthropod-borne encephalitis	062-064
	046	Viral hepatitis	070
	047	Rabies	071
	048	Trachoma	076
	049	Residual	046-049, 051-054, 057, 061, 065, 066, 072-075, 077-079

NATIONAL HEALTH INTERVIEW SURVEY

DIAGNOSTIC RECODE B

2-digit Recode	3-digit Recode	Category	NHIS Diagnostic Code Inclusions
05		Rickettsiosis and Other Arthropod-Borne Diseases	080-088
	050	Louse-borne typhus	080
	051	Other rickettsiosis	081-083
	052	Malaria	084
	053	Leishmaniasis	085
	054	Trypanosomiasis	086
	059	Residual	087, 088
06		Venereal Diseases	090-099
	060	Syphilis	090-097
	061	Gonococcal infections	098
	069	Residual	099
07		Other Infectious and Parasitic Diseases and Late Effects of Infectious and Parasitic Diseases	100-104, 110-112, 114-118, 120-136
	070	Non-syphilitic spirochaetal diseases	100-104
	071	Mycosis	110-112, 114-118
	072	Schistosomiasis	120
	073	Echinococcosis	122
	074	Filarial infection and dracontiasis	125
	075	Ancylostomiasis and necatoriasis	126
	076	Other helminthiasis	121, 123, 124, 127-129
	079	Residual	130-136
08		Malignant Neoplasm of Lip, Oral Cavity and Pharynx	140-149
	080	Malignant neoplasm of lip, oral cavity and pharynx	140-149

NATIONAL HEALTH INTERVIEW SURVEY

DIAGNOSTIC RECODE B

2-digit Recode	3-digit Recode	Category	NHIS Diagnostic Code Inclusions
09		Malignant Neoplasm of Digestive Organs and Peritoneum	150-159
	090	Malignant neoplasm of oesophagus	150
	091	Malignant neoplasm of stomach	151
	092	Malignant neoplasm of small intestine, including duodenum	152
	093	Malignant neoplasm of colon	153
	094	Malignant neoplasm of rectum, rectosigmoid junction and anus	154
	095	Malignant neoplasm of liver, specified as primary	155.0
	096	Malignant neoplasm of pancreas	157
	099	Residual	155.1,2, 156, 158, 159
10		Malignant Neoplasm of Respiratory and Inthrathoracic Organs	160-165
	100	Malignant neoplasm of larynx	161
	101	Malignant neoplasm of trachea, bronchus and lung	162
	109	Residual	160, 163-165
11		Malignant Neoplasm of Bone, Connective Tissue, Skin and Breast	170-175
	110	Malignant neoplasm of bone and articular cartilage	170
	111	Malignant melanoma of skin	172
	112	Other malignant neoplasm of skin	173
	113	Malignant neoplasm of female breast	174
	119	Residual	171, 175

NATIONAL HEALTH INTERVIEW SURVEY

DIAGNOSTIC RECODE B

2-digit Recode	3-digit Recode	Category	NHIS Diagnostic Code Inclusions
12		Malignant Neoplasm of Genitourinary Organs	179-189
	120	Malignant neoplasm of cervix uteri	180
	121	Malignant neoplasm of placenta	181
	122	Malignant neoplasm of uterus, other and unspecified	179, 182
	123	Malignant neoplasm of ovary and other uterine adnexa	183
	124	Malignant neoplasm of prostate	185
	125	Malignant neoplasm of testis	186
	126	Malignant neoplasm of bladder	188
	129	Residual	184, 187, 189
13		Malignant Neoplasm of Other and Unspecified Sites	190-199
	130	Malignant neoplasm of brain	191
	139	Residual	190, 192-199
14		Malignant Neoplasm of Lymphatic and Haemopoietic Tissue	200-208
	140	Hodgkin's disease	201
	141	Leukemia	204-208
	149	Residual	200, 202, 203

NATIONAL HEALTH INTERVIEW SURVEY

DIAGNOSTIC RECODE B

2-digit Recode	3-digit Recode	Category	NHIS Diagnostic Code Inclusions
15		Benign Neoplasm	210-229
	150	Benign neoplasm of skin	216
	151	Benign neoplasm of breast	217
	152	Benign neoplasm of uterus	218, 219
	153	Benign neoplasm of ovary	220
	154	Benign neoplasm of kidney and other urinary organs	223
	155	Benign neoplasm of nervous system	225
	156	Benign neoplasm of thyroid	226
	159	Residual	210-215, 221, 222, 224, 227-229
17		Other and Unspecified Neoplasm	239
	170	Other and unspecified neoplasm	239
18		Endocrine and Metabolic Diseases, Immunity Disorders	240-246, 250-259, 270-279
	180	Disorders of thyroid gland	240-246
	181	Diabetes mellitus	250
	182	Hyperlipoproteinaemia	272.0, 272.1
	183	Obesity of non-endocrine origin	278.0
	189	Residual	251-259, 270, 271, 272.2-9, 273-277, 278.1-4,8, 279
19		Nutritional Deficiencies	260-268.0,2,9, 269
	190	Kwashiorkor	260
	191	Nutritional marasmus	261
	192	Other protein-calorie malnutrition	262, 263
	193	Avitaminosis	264-267, 268.0,2,9, 269

NATIONAL HEALTH INTERVIEW SURVEY

DIAGNOSTIC RECODE B

2-digit Recode	3-digit Recode	Category	NHIS Diagnostic Code Inclusions
20		Diseases of Blood and Blood-forming Organs	280-289
	200	Anaemias	280-285
	209	Residual	286-289
21		Mental Disorders	290-305, 306.1-5, 307-314, 315.4,5,8,9, 316-A, X10, X14, X19
	210	Senile and presenile organic psychotic conditions	290
	211	Schizophrenic psychoses	295
	212	Affective psychoses	296
	213	Other psychoses	291-294, 297-299
	214	Neurotic and personality disorders	300, 301
	215	Alcohol dependence syndrome	303
	216	Drug dependence	304
	217	Physiological malnutrition arising from mental factors	306.1-5
	218	Mental retardation	X19
	219	Residual	302, 305, 307-314, 315.4,5,8,9, 316-A, X10, X14

NATIONAL HEALTH INTERVIEW SURVEY

DIAGNOSTIC RECODE B

2-digit Recode	3-digit Recode	Category	NHIS Diagnostic Code Inclusions
22		Diseases of the Nervous System	320, 322-325, 330, 331.0-2,8,9, 332-337, 340, 341, 344.1, 345-352, 353.0-4,6,8,9, 354-359, X40, X41.1-8,.X,.Y, X41.9, (X42-X49, X51-X60, X63, X64) ^{1/} , X50.9, X61 ^{3/}
	220	Meningitis	320, 322
	221	Parkinson's disease	332
	222	Other degenerative and hereditary disorders of the central nervous system	330, 331.0-2,8,9, 333-336
	223	Multiple sclerosis	340
	224	Infantile cerebral palsy and other paralytic syndromes	344.1, X40, X41.9, X50.9, (X42-X49, X51-X60, X63, X64) ^{1/}
	225	Epilepsy	345
	229	Residual	323-325, 337, 341, 346-352, 353.0-4,6,8,9, 354-359, X41.1-8,.X,.Y, X61 ^{3/}

^{1/} Excludes .0

^{3/} Includes all 4th digits except .9

NATIONAL HEALTH INTERVIEW SURVEY

DIAGNOSTIC RECODE B

2-digit Recode	3-digit Recode	Category	NHIS Diagnostic Code Inclusions
23		Disorders of the Eye and Adnexa	360-368, 370-379, X00^{1/}, (X01, X02, X04)^{1/}
	230	Glaucoma	365
	231	Cataract	366
	232	Blindness and low vision	X00 ^{1/}
	233	Conjunctivitis	372.0-3
	234	Disorders of lacrimal system	375
	235	Strabismus and other disorders of binocular eye movements	378
	239	Residual	360-364, 367, 368, 370, 371, 372.4-9, 373, 374, 376, 377, 379, (X01, X02, X04) ^{1/}
24		Diseases of the Ear and Mastoid Process	380-387, 388.0,1,3-9, (X05, X08)^{1/}, (X06, X07, X09)^{1/}
	240	Otitis media and mastoiditis	381-383
	241	Deafness	(X05, X08) ^{1/}
	249	Residual	380, 384-387, 388.0,1,3-9, X06, X07, X09) ^{1/}
25		Rheumatic Fever and Rheumatic Heart Disease	390, 392-398, 399-A
	250	Acute rheumatic fever	390, 392
	251	Chronic rheumatic heart disease	393-398
	259	Residual	399-A

^{1/} Excludes .0

NATIONAL HEALTH INTERVIEW SURVEY

DIAGNOSTIC RECODE B

2-digit Recode	3-digit Recode	Category	NHIS Diagnostic Code Inclusions
26		Hypertensive Disease	401-405
	260	Hypertensive heart disease	402, 404
	269	Residual	401, 403, 405
27		Ischaemic Heart Disease	413, 414
	271	Ischaemic heart disease	413, 414
28		Disease of Pulmonary Circulation and Other Forms of Heart Disease	415-417, 420-428, 429.0-5,8,9
	280	Pulmonary embolism	415.1
	281	Cardiac Dysrhythmias	427
	289	Residual	415.0, 416, 417, 420-426, 428, 429.0-5,8,9
29		Cerebrovascular Disease	430-435, 437, X50^{3/}
	290	Subarachnoid haemorrhage	430
	291	Intracerebral and other intracranial haemorrhage	431, 432
	292	Cerebral infarction	433, 434
	294	Cerebral atherosclerosis	437.0
	299	Residual	435, 437.1-6,8,9, X50 ^{3/}

3/ Includes all 4th digits except .9

NATIONAL HEALTH INTERVIEW SURVEY

DIAGNOSTIC RECODE B

2-digit Recode	3-digit Recode	Category	NHIS Diagnostic Code Inclusions
30		Other Diseases of the Circulatory System	440-444, 446-448, 451-459
	300	Atherosclerosis	440
	301	Arterial embolism and thrombosis	444
	302	Other diseases of arteries, arterioles and capillaries	441-443, 446-448
	303	Phlebitis, thrombophlebitis, venous embolism and thrombosis	451-453
	304	Varicose veins of lower extremities	454
	305	Haemorrhoids	455
	309	Residual	456-459
31		Diseases of the Upper Respiratory Tract	460-465, 470-478, 477.7-A
	310	Acute tonsillitis	463
	311	Acute laryngitis and tracheitis	464
	312	Other acute upper respiratory infections	460-462, 465
	313	Deflected nasal septum and nasal polyps	470, 471
	314	Chronic pharyngitis, nasopharyngitis and sinusitis	472, 473
	315	Chronic diseases of tonsils and adenoids	474
	319	Residual	475-478, 477.7-A

NATIONAL HEALTH INTERVIEW SURVEY

DIAGNOSTIC RECODE B

2-digit Recode	3-digit Recode	Category	NHIS Diagnostic Code Inclusions
32		Other Diseases of the Respiratory System	466, 480-483, 485-487, 490-496, 500-508, 510-516, 518, 519, X30^{3/}
	320	Acute bronchitis and bronchiolitis	466
	321	Pneumonia	480-483, 485, 486
	322	Influenza	487
	323	Bronchitis, chronic and unspecified, emphysema and asthma	490-493
	324	Bronchietasis	494
	325	Other chronic obstructive pulmonary disease	495, 496
	326	Pneumonconiosis and other lung disease due to external agents	500-508
	327	Pleurisy	511
	329	Residual	510, 512-516, 518, 519, X30 ^{3/}
33		Diseases of Oral Cavity, Salivary Glands and Jaws	520.3,4,7-9, 521-523, 525-529, X92
	330	Diseases of teeth and supporting structures	520.3,4,7-9, 521-523, 525, X92
	331	Diseases of the jaw	526
	339	Residual	527-529

^{3/} Includes all 4th digits except .9

NATIONAL HEALTH INTERVIEW SURVEY

DIAGNOSTIC RECODE B

2-digit Recode	3-digit Recode	Category	NHIS Diagnostic Code Inclusions
34		Diseases of Other Parts of the Digestive System	530-537, 540-543, 550-553, 555-558, 560, 562, 564-579
	340	Diseases of oesophagus	530
	341	Ulcer of stomach and duodenum	531-533
	342	Appendicitis	540-543
	343	Hernia of abdominal cavity	550-553
	344	Intestinal obstruction without mention of hernia	560
	345	Diverticula of intestine	562
	346	Other functional digestive disorders	564
	347	Chronic liver disease and cirrhosis	571
	348	Cholelithiasis and cholecystitis	574-575.1
	349	Residual	534-537, 555-558, 565-570, 572, 573, 575.0,2-6,8,9, 576-579
35		Diseases of Urinary System	580-599, X31^{3/}, X62
	350	Nephritis, nephrotic syndrome and nephrosis	580-589
	351	Infections of kidney	590
	352	Urinary calculus	592, 594
	353	Cystitis	595
	359	Residual	X31 ^{3/} , X62, 591, 593, 596-599

3/ Includes all 4th digits except .9

NATIONAL HEALTH INTERVIEW SURVEY

DIAGNOSTIC RECODE B

2-digit Recode	3-digit Recode	Category	NHIS Diagnostic Code Inclusions
36		Diseases of Male Genital Organs	600-608
	360	Hyperplasia of prostate	600
	361	Hydrocele	603
	362	Redundant prepuce and phimosis	605
	363	Infertility, male	606
	369	Residual	601, 602, 604, 607, 608
37		Diseases of Female Genital Organs	610, 611, 614-629, X32^{3/}
	370	Diseases of breast	610, 611, X32 ^{3/}
	371	Salpingitis and oophoritis	614.0-2
	372	Inflammatory diseases of pelvic cellular tissue and peritoneum	614.3-9
	373	Inflammatory diseases of uterus, vagina and vulva	615, 616
	374	Uterovaginal prolapse	618
	375	Menstrual disorders	626.0-5
	376	Infertility, female	628
	379	Residual	617, 619-625, 626.6-9, 627, 629
38		Abortion	630-639
	380	Spontaneous abortion	634
	381	Legally induced abortion	635
	382	Illegally induced abortion	636
	389	Residual	630-633, 637-639

3/ Includes all 4th digits except .9

NATIONAL HEALTH INTERVIEW SURVEY

DIAGNOSTIC RECODE B

2-digit Recode	3-digit Recode	Category	NHIS Diagnostic Code Inclusions
39		Direct Obstetric Causes	640-646, 651-676
	390	Haemorrhage of pregnancy and childbirth	640, 641, 666
	391	Toxaemia of pregnancy	642.4-9, 643
	392	Infections of genitourinary tract in pregnancy	646.6
	393	Obstructed labor	660
	394	Complications of the puerperium	670-676
	399	Residual	642.0-3, 644, 645, 646.0-5,7-9, 651-659, 661-665, 667-669
40		Indirect Obstetric Causes	647, 648
	400	Indirect obstetric causes	647, 648
41		Normal Delivery	650
	410	Normal delivery	650
42		Diseases of Skin and Subcutaneous Tissue	680-686, 690-693, 693.2-A, 694-698, 700-709
	420	Infections of skin and subcutaneous tissue	680-686
	429	Residual	690-693, 693.2-A, 694-698, 700-709

NATIONAL HEALTH INTERVIEW SURVEY

DIAGNOSTIC RECODE B

2-digit Recode	3-digit Recode	Category	NHIS Diagnostic Code Inclusions
43		Diseases of the Musculoskeletal System and Connective Tissue	710-712, 714-727, 728.0,1,3,5,8,9, 729-733, 739, (X20-X29, X33-X35, X73-X78) ^{3/} , (X70, X79, X90, X93) ^{3/} , X80, X84-X86, X89
	430	Rheumatoid arthritis, except spine	714
	431	Other arthropathies	710-712, 715, 716
	432	Other disorders of joints	717-719
	433	Ankylosing spondylitis	720.0
	434	Other dorsopathies	720.1-724, X80
	435	Rheumatism, excluding the back	725-727, 728.0,1,3,5,8,9, 729, X86
	436	Osteomyelitis, periostitis and other infections involving bone	730
	437	Acquired deformities of limbs	(X20-X29, X33-X35, X73-X78) ^{3/}
	439	Residual	731-733, 739, (X70, X79, X90, X93) ^{3/} , X84, X85, X89

3/ Includes all 4th digits except .9

NATIONAL HEALTH INTERVIEW SURVEY

DIAGNOSTIC RECODE B

2-digit Recode	3-digit Recode	Category	NHIS Diagnostic Code Inclusions
44		Congenital Anomalies	742.2,4,5,8,9, 744.4, 745-748, 750.2-9, 751, 752, 753.1-9, 754.0,1, 756.4-9, 757, 758.1-9, 759.0-6,8, (X20-X29, X33-X35, X70, X73, X74, X76-X78, X93) ^{2/} , X71.9, X75.9, (X30-X32, X79, X90) ^{2/}
	440	Spina bifida and hydrocephalus	X71.9
	441	Other deformities of central nervous system	742.2,4,5,8,9
	442	Congenital anomalies of heart and circulatory system	745-747
	443	Cleft palate and cleft lip	749, X91.9
	444	Other deformities of digestive system	750.2-9, 751
	445	Undescended testicle	752.5
	446	Congenital dislocation of hip	X75.9
	447	Other congenital anomalies of musculoskeletal system	(X20-X29, X33-X35, X70, X73, X74, X76-X78, X93) ^{2/} , 754.0,1, 756.4-9
	449	Residual	744.4, 748, 752.0-4,6-9, 753.1-9, 757, 758.1-9, 759.0-6,8, (X30-X32, X79, X90) ^{2/}

^{2/} Includes 4th digit .9 only.

NATIONAL HEALTH INTERVIEW SURVEY

DIAGNOSTIC RECODE B

2-digit Recode	3-digit Recode	Category	NHIS Diagnostic Code Inclusions
45		Certain Conditions Originating in the Perinatal Period	760, 761.0-5,7-9, 762-778, 779.0-5,8,9, X61.9
	450	Maternal conditions affecting fetus or newborn	760
	451	Obstetric complications affecting fetus or newborn	761.0-5,7-9, 762, 763
	452	Slow fetal growth, fetal malnutrition and immaturity	764, 765
	453	Birth trauma	767, X61.9
	454	Hypoxia, birth asphyxia and other respiratory conditions	768-770
	455	Haemolytic disease of fetus or newborn	773
	459	Residual	766, 771, 772, 774-778, 779.0-5,8,9
46		Signs, Symptoms and Ill-Defined Conditions	780, 781.0-4,6,7,9, 782, 783.0,2-6,9, 784-797, 799, 799.5-A, X11, X12
	460	Pyrexia of unknown origin	780.6
	461	Symptoms involving heart	785.0-3
	462	Renal colic	788.0
	463	Retention of urine	788.2
	464	Abdominal pain	789.0
	465	Senility without mention of psychosis	797
	467	Respiratory failure	799.1
	469	Residual	780.0-5,7-9, 781.0-4,6,7,9, 782, 783.0,2-6,9, 784.4-6,9, 786, 787, 788.1,3,4-9, 789.1-5,9, 790-796, 799.0,2-4,8,9, 799.5-A, X11, X12

NATIONAL HEALTH INTERVIEW SURVEY

DIAGNOSTIC RECODE B

2-digit Recode	3-digit Recode	Category	NHIS Diagnostic Code Inclusions
47		Fractures	800-829
	470	Fracture of skull and face	800-804
	471	Fracture of neck and trunk	805-809
	472	Fracture of humerus, radius and ulna	812, 813
	473	Fracture of neck of femur	820
	474	Fracture of other parts of femur	821
	475	Fracture of tibia, fibula and ankle	823, 824
	476	Other fractures of limbs	810-811, 814-819, 822, 825, 829
	479	Residual	826-828
48		Dislocations, Sprains and Strains	830-848
	480	Dislocations, sprains and strains	830-848
49		Intracranial and Internal Injuries, Including Nerves	850-854, 860-869, 950-957, X00.0, X05.0, X08.0, (X42-X49, X51-X60, X63, X64)^{4/}
	490	Concussion	850
	491	Other intracranial injuries	851-854, 950, 951, X00.0, X05.0, X08.0
	499	Residual	860-869, 952-957, (X42-X49, X51-X60, X63, X64) ^{4/}

^{4/} Includes 4th digit .0 only.

NATIONAL HEALTH INTERVIEW SURVEY

DIAGNOSTIC RECODE B

2-digit Recode	3-digit Recode	Category	NHIS Diagnostic Code Inclusions
50		Open Wounds and Injury to Blood Vessels	870-884^{5/}, 890-894, 900-904
	500	Open wound of eye, ear and head	870-873 ^{5/}
	501	Open wound of upper limb	880-884
	502	Open wound of lower limb	890-894
	509	Residual	874-879, 900-904
51		Effects of Foreign Body Entering Through Orifice	930-939
	510	Effects of foreign body entering through orifice	930-939
52		Burns	940-949
	520	Burn confined to eye and adnexa	940
	521	Burn of wrist and hand	944
	529	Residual	941-943, 945-949
53		Poisonings and Toxic Effects	977.9^{6/}, 979, 988, 989^{7/}
	530	Medicinal agents	977.9, 979
	539	Residual	988, 989
54		Complications of Medical and Surgical Care	996-999
	540	Complications of medical and surgical care	996-999

^{5/} 871.3 is not used by NHIS. Instead these conditions are assigned to the appropriate visual impairment X-code.

^{6/} Anything classifiable to 960-978 is coded by NHIS to 977.9

^{7/} Anything classifiable to 980-987 is coded by NHIS to 989.9

NATIONAL HEALTH INTERVIEW SURVEY

DIAGNOSTIC RECODE B

2-digit Recode	3-digit Recode	Category	NHIS Diagnostic Code Inclusions
55		Other Injuries, Early Complications of Trauma	910-929, 959, 990-995
	550	Other injuries, early complications of trauma	910-929, 959, 990-995
56		Late Effects of Injuries, of Poisonings, of Toxic Effects, and of Other External Causes	905.0-5, 906, 907, 908.0-5,9, 909.2,4
	560	Late effects of injuries, of poisonings, of toxic effects, and of other external causes	905.0-5, 906, 907, 908.0-5,9, 909.2,4
57		Present Effects of Injuries, NEC	X01.0, X02.0, X04.0, X06.0, X07.0, X09.0
	570	Present Effects of Injuries, NEC	X01.0, X02.0, X04.0, X06.0, X07.0, X09.0
99		Residual, All Other Conditions	<u>All Other Not Listed Codes</u>
	990	Residual, all other conditions	<u>All other not listed codes</u>

NATIONAL HEALTH INTERVIEW SURVEY

DIAGNOSTIC RECODE C

Chronic Conditions and Impairments

- I. Purpose - Recode C consists of 134 3-digit categories of chronic conditions and impairments. The categories correspond to the conditions that appear on the six (6) NHIS check-lists of selected chronic conditions. These categories are used by NHIS to produce prevalence estimates of selected chronic conditions.

- II. Format and Content - The first digit of this 3-digit recode identifies the specific chronic condition check-list number, i.e., 1-6, that corresponds to the number of the list used on the NHIS questionnaire. The second and third digits are numbered sequentially within each of the 6 lists. Each condition group contains between 15 and 43 2-digit categories.

- III. Definition of Chronic Condition and Impairment - In most cases, a chronic condition or an impairment is any departure from normal health with onset more than 3 months from date of interview. Certain chronic conditions and impairments are classified as chronic, however, regardless of date of onset. Complications of pregnancy are always classified as acute. All chronic conditions and impairments are counted whether or not they necessitated activity restriction or medical care. Impairments coded with an "X" in the first digit are, by definition, chronic.

This recode is different from Chronic Condition Recode 3, used prior to 1982.

NATIONAL HEALTH INTERVIEW SURVEY
CHRONIC CONDITION RECODE C

Recode Number	Title	ICD Inclusion as modified by the NHIS
LIST I: <u>SELECTED SKIN AND MUSCULOSKELETAL CONDITIONS</u>		
101	Arthritis	711.Ø,0,9, 712.Ø,8,9, 714-716, 720.0, 721
102	Rheumatism, unspecified	729.0
103	Gout, including gouty arthritis	274
104	Sciatica (including lumbago)	724.2,3
105	Intervertebral disc disorders	722
106	Bone spur/tendinitis NOS	726.Ø,9
107	Disorders of bone or cartilage	730.Ø,0-3,9, 731.Ø,0,2, 732, 733
108	Bunion	727.1
109	Bursitis, NEC	726.0-8, 727.Ø,0,2-9
110	Sebaceous skin cyst	706.2
111	Acne	706.0,1
112	Psoriasis	696
113	Dermatitis	690-694 (693.2 NHIS code)
114	Dry (itching) skin NEC	698.9
115	Chronic ulcer of skin	707
116	Ingrown nails	703.0
117	Corns and calluses	700
118	Benign neoplasms of the skin	216
119	Malignant neoplasms of the skin	172, 173

NATIONAL HEALTH INTERVIEW SURVEY

CHRONIC CONDITION RECODE C

Recode Number	Title	ICD Inclusion as modified by the NHIS
------------------	-------	--

LIST II: IMPAIRMENTS

201	Blind - Both eyes	X00
202	Other Visual Impairment	X01-X03
203	Deaf - Both ears	X05
204	Other Hearing Impairments	X06-X09
205	Stammering and Stuttering	X10
206	Other Speech Impairments	X11
207	Impairment of Sensation	X12
208	Mental Retardation	X19
	Absence Upper Extremities	
209	Both Arms/Hands	X20,X21
210	One Hand/Arm	X23,X24
211	Fingers - One or Both Hands	X22,X25
	Absence Lower Extremities	
212	One or Both Legs	X26,X28
213	Feet/Toes - One or Both Limbs	X27,X29
214	Absence Lung	X30
215	Kidney	X31
216	Breast	X32
217	Bone, Joint, Muscle of extremity	X34
218	Tips of Fingers, Toes	X35
	Paralysis of Extremities - Complete	
219	Entire Body	X40
220	One Side of Body - Hemiplegia	X41
221	Both Legs - Paraplegia	X46
222	Other paralysis	X42-X45, X47-X49
	Paralysis of Extremities - Partial	
223	Cerebral Palsy	X50
224	One Side of Body Only - Hemiparesis	X51
225	Legs - Both or Paraparesis	X56
226	Other paralysis	X52-X55, X57-X59

NATIONAL HEALTH INTERVIEW SURVEY

CHRONIC CONDITION RECODE C

Recode Number	Title	ICD Inclusion as modified by the NHIS
LIST II: <u>IMPAIRMENTS</u> (continued)		
227	Paralysis - Complete or Partial - Other site	X60-X64
Deformity/Orthopedic Impairment:		
Back		
228	Curvature or other deformity of back or spine	X70
229	Orthopedic Impairment	X80
230	Spina Bifida	X71
Other Upper Extremities		
231	Hands, Fingers only	X74
232	Orthopedic Impairment - Shoulder(s)	X84
233	Other	X73
Lower Extremities		
234	Flatfeet	X77
235	Clubfoot	X78
236	Other	X75, X76, X85, X86
237	Other Deformities/ Orthopedic Impairment	X79, X89
238	Cleft Palate	X91
239	Color Blindness	368.5
240	Tinnitus	388.3
241	Cataracts	366
242	Glaucoma	365
243	Diseases of Retina	361, 362.0, 1-9

NATIONAL HEALTH INTERVIEW SURVEY
CHRONIC CONDITION RECODE C

Recode Number	Title	ICD Inclusion as modified by the NHIS
LIST III: <u>SELECTED DIGESTIVE CONDITIONS</u>		
301	Gallbladder stones	574
302	Liver diseases including cirrhosis	571, 572, 573.0,3-9
303	Gastric ulcer	531
304	Duodenal ulcer	532
305	Peptic ulcer	533
306	Hernia of abdominal cavity	550-553
307	Disease of the esophagus	530
308	Gastritis and duodenitis	535
309	Indigestion	536.8
310	Other functional disorders of stomach and digestive system	536 (except .8), 787
311	Enteritis and colitis	555, 556, 558
312	Spastic colon	564.1
313	Diverticula of intestines	562
314	Constipation	564.0
315	Other stomach and intestinal disorders	534, 537, 560, 569
316	Malignant neoplasms of stomach, intestines, colon, and rectum	151-154

NATIONAL HEALTH INTERVIEW SURVEY
CHRONIC CONDITION RECODE C

Recode Number	Title	ICD Inclusion as modified by the NHIS
LIST IV: <u>SELECTED CONDITIONS OF THE</u> <u>GENITOURINARY, NERVOUS, ENDOCRINE,</u> <u>METABOLIC AND BLOOD AND BLOOD FORMING</u> <u>SYSTEMS</u>		
401	Goiter	240, 241, 242.0-3
402	Other disorders of the thyroid	242.4,8,9, 243-246
403	Diabetes	250
404	Anemias	280-285
405	Epilepsy	345
406	Migraine headache	346
407	Other headache (excludes tension headache)	784.0
408	Neuralgia or neuritis, unspecified	729.2
409	Kidney stones	592
410	Kidney infections	590
411	Other kidney trouble, NEC	581-583, 593
412	Bladder infections	595.0,0-3,8,9
413	Other disorders of bladder	594.1, 596
414	Diseases of prostate	600-602 (ex 601.4)
415	Multiple sclerosis	340
416	Inflammatory disease of female genital organs	614-616
417	Non-Inflammatory disease of female genital organs	620-624
418	Menstrual disorders	626

NATIONAL HEALTH INTERVIEW SURVEY

CHRONIC CONDITION RECODE C

Recode Number	Title	ICD Inclusion as modified by the NHIS
LIST IV: <u>SELECTED CONDITIONS OF THE GENITOURINARY, NERVOUS, ENDOCRINE, METABOLIC AND BLOOD AND BLOOD FORMING SYSTEMS</u> (continued)		
419	Other disorders of female genital organs	617-619, 625, 627, 628.0,2-9, 629.0,1,8
420	Female trouble, NOS	629.0,9
421	Malignant neoplasm of breast - female	174
422	Malignant neoplasms of female genital organs	179-184
423	Malignant neoplasm of prostate	185
424	Benign neoplasm of breast - female	217
425	Benign neoplasms of female genital organs	218-221

NATIONAL HEALTH INTERVIEW SURVEY
CHRONIC CONDITION RECODE C

Recode Number	Title	ICD Inclusion as modified by the NHIS
LIST V: <u>SELECTED CIRCULATORY CONDITIONS</u>		
501	Rheumatic fever with or without heart disease	390, 392-398, 399 (NHIS code only)
502	Ischemic heart disease	413, 414 (NHIS includes 410-412 and 429.6 in 414)
503	Heart rhythm disorders	
504	Tachycardia or rapid heart	427.0-3, 785.0
505	Heart murmurs	785.2
	Other and unspecified heart rhythm disorders	427.Ø,4-6,8,9, 785.1
506	Congenital heart disease	745, 746
507	Other selected diseases of heart (excludes hypertension)	415-417, 420.Ø,9, 421.Ø,0,9, 422.Ø,9, 423, 424, 425.Ø.0-5,9, 426, 428, 429.Ø,0-5,8,9
508	High blood pressure (hypertension)	401-405
509	Cerebrovascular disease	430-435, 437 (NHIS includes 436 and 438 in 437)
510	Hardening of the arteries	440
511	Aneurysm	441.Ø,0-6, 442
512	Phlebitis, thrombophlebitis	451
513	Varicose veins of lower extremities	454
514	Hemorrhoids	455
515	Poor circulation	459.Ø,8,9

NATIONAL HEALTH INTERVIEW SURVEY
CHRONIC CONDITION RECODE C

Recode Number	Title	ICD Inclusion as modified by the NHIS
<u>LIST VI: SELECTED RESPIRATORY CONDITIONS</u>		
601	Chronic Bronchitis	490, 491
602	Asthma	493
603	Hay fever/allergic rhinitis without asthma	477 (477.7 NHIS code)
604	Nasal polyps	471
605	Chronic sinusitis	473
606	Deviated Nasal Septum	470
607	Chronic disease of tonsils and adenoids	474
608	Chronic laryngitis	476
609	Emphysema	492
610	Pleurisy	511
611	Pneumoconiosis and asbestosis	500-505
612	Tuberculosis (pulmonary)	011, 019 (NHIS code)
613	Malignant neoplasms of lung and bronchus	162.0, 2-9
614	Other diseases of lung	515, 518
615	Malignant neoplasms of other respiratory sites	160, 161, 162.0, 163
999	ALL OTHER SELECTED CHRONIC CONDITIONS	All remaining ICD and NHIS codes ^{1/}

^{1/} Excludes always acute codes and ICD codes not used by NHIS.

HEALTH INTERVIEW SURVEY - 1984

TABULATION SPECIFICATIONS AND WEIGHTING

INTRODUCTION

The tabulation specifications which were used to tabulate data for the "Current Estimates" report are attached. A brief description of the key points of each tabulation used to prepare each table is shown on the attached chart.

The weight for an event occurring or not occurring (binomial 1 or 0) uses the basic weights for the person. Similarly, if the event has occurred and when it occurs it can have a frequency of 1, 2, 3, etc.; the weight shown includes the cross product of the person's basic weight times the frequency. For instance, if a person is injured and requires 5 days in bed, the weight shown in the appropriate table is the person's basic weight times 5.

In most instances in the Health Interview Survey there are three reference periods used to make estimates: the 2-week reference period, 6 months, and 12 months. In producing estimates two types of weights are presented in the tape records; the basic weight and the 6.5 weight.

The 6.5 weight is a modification of the basic weight obtained by multiplying the basic weight by 6.5. The figure 6.5 indicates that 2 weeks multiplied by 6.5 represents 13 weeks or one calendar quarter. Summing over 4 calendar quarters equals 52 weeks. The basic weight for a quarter is 4 times the size of the annual weight.

To illustrate the use of reference periods, suppose we have a person whose weight is 6,000 in the tape for the quarter. This person's annual weight is $6,000/4 = 1,500$. His 6.5 weight is obtained by multiplying $6,000 \times 6.5$ to obtain the 6.5 weight of 39,000. Therefore, if this person had 2 doctor visits occurring in the 2-week reference period, his contribution to the annual volume of doctor visits would have been $39,000 \times 2$ or 78,000. If he had been discharged from a hospital once during the 6 months prior to interview, his contribution to the annual volume of hospital discharges would be $1,500 \times 2$ or 3,000 for the full year's sample, or $6,000 \times 2$ or 12,000 for a sample of one quarter. If the reference period was 12 months, the weight for the year's sample is 1,500 (or 6,000 for the quarterly sample).

The weights are presented in character format in the tape in Locations 190-236. Locations from 237 onward contain cross products of variables with frequency greater than one. For instance, the number of restricted activity days in the Person Record Locations 98-99 may be 5 days. As a convenience in tabulation, these 5 days have been multiplied times the appropriate weight (the 6.5 weight in Locations 228-236) to obtain the weighted estimate of restricted activity days in Locations 237-245.

SPECIFICATIONS FOR RECREATING THE CURRENT ESTIMATES TABLES

The accompanying instructions show procedures for deriving estimates from Health Interview Survey data tapes. The publication, "Current Estimates", for the year 1984 is used as a source for the examples.

Instructions for inclusions and all appropriate weights are included for each table specified. In cases where classifications such as "other" may not be clear or where several fields must be specified to produce a single variable, for example, persons injured, the variables needed will be listed.

TABULATING DATA FOR CURRENT ESTIMATES TABLES

TABLE NUMBERS	ITEMS	TAPE LOCATIONS	CODES
ANNUAL ESTIMATES			
1-15	<u>Incidence of Acute Conditions</u>		
	<u>Inclusions:</u>		
	Condition records	1-2	30
	Acute	107	2
	Onset in 2 weeks	108	1
	<u>Use:</u>		
1-5	Acute Condition Recode A Denominator for rates is population: see Table 78 specifications	100-103	1001-5932
11-15	Restrict numerator to medically attended Denominator is all acute conditions	110	1
	<u>Weight:</u>		
	(2 week reference) inflated by 6.5 to obtain a quarterly estimate. Annual estimate is the sum of 4 quarterly estimates.	228-236	
16-25	<u>Restricted Activity Days Associated With Acute Conditions</u>		
	<u>Inclusions:</u>		
	Condition records	1-2	30
	Acute	107	2
	<u>Use:</u>		
16-20	Acute Condition Recode A Denominator is population: see Table 78 specifications	100-103	1001-5932
	<u>Weight:</u>		
	2 week restricted activity days	237-245	

TABULATING DATA FOR CURRENT ESTIMATES TABLES

TABLE NUMBERS	ITEMS	TAPE LOCATIONS	CODES
ANNUAL ESTIMATES			
26-35	<u>Bed Days Associated with Acute Conditions</u>		
	<u>Inclusions:</u>		
	Condition records	1-2	30
	Acute	107	2
	<u>Use:</u>		
26-30	Acute Condition Recode A Denominator is population: see Table 78 specifications	100-103	1001-5932
	<u>Weight:</u>		
	2 week bed days	246-254	
36-45	<u>Work-Loss Days Associated with Acute Conditions</u>		
	<u>Inclusions:</u>		
	Condition records	1-2	30
	Acute	107	2
	<u>Use:</u>		
36-40	Acute Condition Recode A Denominator is currently employed population: see Table 78 specifications	100-103	1001-5932
	<u>Weight:</u>		
	2 week work-loss days	255-263	

TABULATING DATA FOR CURRENT ESTIMATES TABLES

TABLE NUMBERS	ITEMS	TAPE LOCATIONS	CODES
ANNUAL ESTIMATES			
46-49	<u>School-Loss Days Associated with Acute Conditions</u>		
	<u>Inclusions:</u>		
	Condition records	1-2	30
	Acute	107	2
	<u>Use:</u>		
46-47	Acute Condition Recode A Denominator is population ages 5-17 see Table 78 specifications	100-103	1001-5932
	<u>Weight:</u>		
	2 week school-loss days	264-272	
50	<u>Acute Conditions per Quarter</u>		
	Use specifications for Tables 1-10 but also use processing quarter	5	1,2,3 <u>or</u> 4
51-52	<u>Episodes of Persons Injured</u>		
	<u>Inclusions:</u>		
	Condition records	1-2	30
	Onset in 2 weeks	108	1
	First injury	128	1
	Acute Condition Recode A <u>and</u>	100-103	4514-4518
	(injuries)		
	Impairments due to injury <u>or</u>	{ 93	X
		{ 96	0

TABULATING DATA FOR CURRENT ESTIMATES TABLES

TABLE NUMBERS	ITEMS	TAPE LOCATIONS	CODES
ANNUAL ESTIMATES			
51-52	<u>Episodes of Persons Injured</u> - continued		
	<u>Use:</u>		
	Type/place of accident (all included records)		
	Moving motor vehicle involved (total)	134	1
		<u>and</u> 130	1-9
	(traffic)	134	1
		<u>and</u> 130	3
	(no)	134	2,4
	At work (yes)	131	1
	(no)	131	2
	Place of accident (home)	130	1-2
	(street)	130	3
	(industrial place)	130	5
	(other)	130	4,6-8
51	Denominator is population: see specifications for Table 78		
	<u>Weight:</u>		
	6.5 weight (2 week reference)	228-236	
53-54	<u>Restricted Activity Days Associated with Persons Injured</u>		
	<u>Use:</u>		
	Specifications for Tables 51-52 except weight for days, delete specification 108:1 and change specification so that 128:1,2		
	<u>Weight:</u>	237-245	
55-56	<u>Bed Days Associated with Persons Injured</u>		
	<u>Use:</u>		
	Specifications for Tables 51-52 except weight for days, delete specification 108:1 and change specifications so that 128:1,2		
	<u>Weight:</u>	246-254	

TABULATING DATA FOR CURRENT ESTIMATES TABLES

TABLE NUMBERS	ITEMS	TAPE LOCATIONS	CODES
ANNUAL ESTIMATES			
57-66	<u>Prevalence of Selected Chronic Conditions</u>		
	<u>Inclusions:</u>		
	Condition records	1-2	30
	Chronic	107	1
	<u>Use:</u>		
	Control on chronic condition list asked and use only Chronic Condition Recode C with location 104 equal to value in location 92	92 104-106	1,2,3,4,5 <u>or</u> 6
	<u>Weight:</u>		
	Chronic condition factor	190-200	
	Multiplied by final basic weight	219-227	
57-61	Denominator is population: see specification for Table 78		
67-68	<u>Limitation of Activity Due to Chronic Conditions</u>		
	<u>Inclusions:</u>		
	Person records	1-2	20
	<u>Weight:</u>	219-227	
67	Denominator for percent distribution is population.		
69	<u>Person Disability Days</u>		
	<u>Inclusions:</u>		
	Person records	1-2	20
	<u>Weight:</u>		
	Restricted activity days	237-245	
	Bed days	246-254	
	School-loss days (ages 5-17)	264-272	
	Work-loss days (for currently employed)	255-263	
	Denominator for rates is appropriate population: see specifications for Table 78		

TABULATING DATA FOR CURRENT ESTIMATES TABLES

TABLE NUMBERS	ITEMS	TAPE LOCATIONS	CODES
ANNUAL ESTIMATES			
70	<u>Respondent Assessed Health Status</u>		
	<u>Inclusions:</u>		
	Person records	1-2	20
	<u>Weight:</u>	219-227	
71	<u>Physician Contacts: Place and Rate</u>		
	<u>Inclusions:</u>		
	Doctor Visit records	1-2	40
	<u>Use:</u>		
	Place of visit	103	1-8(9)
	<u>Weight:</u>		
	6.5 weight (2-week)	228-236	
	Denominator for rate columns are population: see specifications for Table 78		
72	<u>Interval Since Physician Contact</u>		
	<u>Inclusions:</u>		
	Person records	1-2	20
	<u>Use:</u>		
	Interval since doctor seen	115	0-4(5)
	NOTE: 5 years and over (includes never)	115	0,4

Codes in parenthesis are unknowns which are included in totals but not in specific categories.

TABULATING DATA FOR CURRENT ESTIMATES TABLES

TABLE NUMBERS	ITEMS	TAPE LOCATIONS	CODES
ANNUAL ESTIMATES			
73-74	<u>Short Stay Hospital Episodes</u> <u>(12 month reference)</u>		
	<u>Inclusions:</u>		
	Person records	1-2	20
	<u>Use:</u>		
	To define number of episodes	122-123	
	To define non-delivery episodes	127-128	
	<u>Weights:</u>		
73	Final basic weight	219-227	
	Denominator for percent distribution is population		
75-76	<u>Short Stay Hospital Episode Days</u>		
	<u>Inclusions:</u>		
	Person records	1-2	20
	<u>Use:</u>		
	To define number of episodes	122-123	
	To define non-delivery episodes	127-128	
	<u>Weight:</u>		
75	Short stay hospital episode days	318-326	
	Denominator for rates is population with appropriate number of episodes (from Table 74)		

TABULATING DATA FOR CURRENT ESTIMATES TABLES

TABLE NUMBERS	ITEMS	TAPE LOCATIONS	CODES
ANNUAL ESTIMATES			
77	Short Stay Hospital Discharges, Days, Average Length of Stay (ALOS) (6 month reference)		
	<u>Inclusions:</u>		
	Hospital Records	1-2	50
	<u>with</u>	132	1
	<u>Use:</u>		
	All specified records for hospitalizations for all reasons		
	Hospitalizations for deliveries	145	1
	<u>Weight:</u>		
	Short stay hospital discharges	210-218	
	Short stay hospital days	282-290	
	Denominator for discharge rate is population		
	Denominator for ALOS is discharges		
78	<u>Population</u>		
	<u>Inclusions:</u>		
	Person records	1-2	20
	<u>Use:</u>		
	All records for total population Currently employed population	75	1-3
	<u>Weight:</u>	219-227	

CODES FOR TYPES OF SPECIAL PLACES

CodeI. Specified InstitutionsCorrectional Institutions

- 11....State and Federal penitentiaries, prisons, and reformatories
- 11....State and Federal prison farms and camps
- 11....County and city jails, workhouses, penitentiaries
- 11....County and city prison farms and camps
- 11....Federal detention headquarters
- 12....State and Federal training or industrial schools
- 12....County and municipal training or industrial schools
- 12....Private schools for delinquents, such as "House of the Good Shepherd," "Boys Town," etc.

Mental Institutions

- 21....Homes and training schools for mentally handicapped
- 21....Homes, training schools, colonies, and villages for epileptics
- 21....State, Federal, county and city hospitals for mentally ill
- 21....Private hospitals and sanitariums for mentally ill
- 22....Hospitals and centers for the treatment of alcoholics and drug addicts
- 23....Veterans Administration mental hospitals

Home for the Aged, Infirm and Needy

- 31....Orphan asylums
- 31....Children's homes
- 32....County homes, almshouses, poor farms, etc.
- 33....Fraternal or religious homes for the aged
- 34....Commercial homes for the aged
- 35....Homes and schools for the blind
- 36....Homes and schools for the deaf
- 37....Hospital or resident schools, orthopedic hospitals, and homes for the crippled
- 38....Soldiers' and sailors' homes
- 39....Veterans Administration homes (domiciliary care)
- 40....Nursing, Convalescent, and Rest Homes

Other Hospitals and Homes Providing Specialized Care

- 51....Tuberculosis sanitariums
- 52....Veterans Administration tuberculosis hospitals
- 53....Homes for incurables
- 54....Chronic and cancer hospitals
- 55....Maternity homes for unmarried mothers
- 56....Detention and receiving homes
- 57....Hospitals and homes for other specialized care

CODES FOR TYPES OF SPECIAL PLACES

CodeII. Other Special Places61... Veterans Administration General Medical and Surgical Hospitals62... Facilities for the Treatment of the Physically Ill

This type of facility treats physical disorders and is one in which the patient stays for a relatively short period of time.

Examples of this type of special place are:

1. General or emergency hospital; children's hospital; maternity hospital

2. Infirmary

71... Hotels, transient type71... Motels, transient type71... Tourist camp or court (like motels except units are detached), transient type72... Hotels, nontransient type72... Motels, nontransient type72... Tourist camp or court, nontransient type73... YMCA, YMHA, YWCA, transient type74... YMCA, YMHA, YWCA, nontransient type75... Private residential clubs

Those that meet the special place definition.

76... Rooming and boarding houses76... Tourist homes

A private residential club, rooming or boarding house, or tourist home is to be classified as a special place only if it contains 5 or more rooms or groups of rooms to be rented out. If there are fewer than 5 rooms or groups of rooms for rent, combine these rooms or groups of rooms with the landlord's quarters (or with each other if the landlord does not live in the structure).

77... Combination tourist-trailer court, transient type78... Combination tourist-trailer court, nontransient type79... Groups of 5 or more vacation cabins under single management, transient typeFacilities for Housing Students

81... School dormitory

81... Fraternity

81... Sorority

APPENDIX A

HIS-103
(1/78)

CODES FOR TYPES OF SPECIAL PLACES

II. Other Special Places - cont.

- .. School with resident students (other than for the needy or infirm and other than resident schools with separate codes 83 and 84 - see below).^{1/}
- .. Schools with resident students and with predominantly non-salaried faculty such as nuns or priests.^{1/}
- .. Schools with resident students and operated primarily for religious training (other than those with predominantly non-salaried faculty) such as Bible Institutes. ^{1/}

Facilities for Housing Workers

- .. Dormitory for workers (other than specified for codes 86, 87 and 88).
- .. Bunkhouse (provided that it has or is expected to have quarters for 5 or more farm or ranch hands).
- .. Labor camp
- .. Logging camp
- .. Migratory workers' camp (those that meet the special place definition).

Additional Other Places

- .. Convents and other sisters' residences (those that meet the special place definition).
- .. Monasteries, other brothers' residences, and rectories (those that meet the special place definition).
- .. Communes
- .. Halfway houses - when occupants live there on a voluntary basis (assign halfway houses for persons not there on a voluntary basis to the appropriate institutional code).
- .. Nurses' Homes
- .. Flophouses, railroad stations
- .. Missions, Salvation Army Shelters
- .. Recreational and religious camps (adults or family)
- .. Recreational and religious camps (children's)
- .. Trailer camps
- .. Tent camps
- .. Armed forces installations
- .. Armed forces hospitals

or a school with resident faculty only, assign code 82, 83, or 84 as appropriate.

INDUSTRY RECODES OUTLINE

Recodes		Detail Code (Chrs. 77-79)	Industry Title	SIC Code*
No. 1 Chrs. 80-81	No. 2 Chrs. 82-83			
01	01	010-011,020-021	AGRICULTURE	01-02,07,078
02	01	030-031	FORESTRY AND FISHERIES	08-09
10	02	040-042,050	MINING	10-14
20	03	060	CONSTRUCTION	15-17
(30-34), (40-46)	(04)	-	MANUFACTURING:	
(30-34)			<u>NONDURABLE GOODS</u>	
30	04	100-102,110-112, 120-122	Food and kindred products	201-209
31	04	132,140-142, 150-152	Textile mill and finished textile products	221-229,231-239
32	04	171-172	Printing, publishing and allied industries	271-279
33	04	180-182,190-192	Chemicals and allied products	281-287,289
34	04	130,160-162, 200-201,210-212, 220-222	Other nondurable goods	21,261-266,291, 295,299,301-304, 306-307,311,313, 314,315-317,319
(40-46)			<u>DURABLE GOODS</u>	
40	04	230-232,241-242	Furniture, lumber and wood	
41	04	270-272,280	Primary metal industries	331-332,334, 3331-3334,3339, 3351,3353-3357, 3361-3362,3369, 339
42	04	281-282,290-292, 300	Fabricated metal industries, including ordnance	341-349

*Standard International Classification

INDUSTRY RECODES OUTLINE

Recodes		Detail Code (Chrs. 77-79)	Industry Title	SIC Code*
No. 1 Chrs. 80-81	No. 2 Chrs. 82-83			
(30-34), (40-46)	(04)	-	MANUFACTURING - continued	
(40-46)			<u>DURABLE GOODS</u>	
43	04	310-312,320-322, 331-332	Machinery, except electrical	351-359
44	04	340-342,350	Electrical machinery, equipment and supplies	361-367,369
45	04	351-352,360-362, 370	Transportation equipment	371-376,379
46	04	250-252,261-262, 301,371-372, 380-382,390-392	Other and not specified durable goods	321-329,381-387, 394
(50-54)	(05)	-	TRANSPORTATION, COMMUNICATIONS AND OTHER PUBLIC UTILITIES	
50	05	400	Railroads	40
51	05	410-411	Trucking service and warehousing	421-423
52	05	401-402,412, 420-422,432	Other transportation	41,43-47
53	05	440-442	Communications	481-483,489
54	05	460-462,470-472	Utilities and sanitary	491-497
60	06	500-502,510-512, 521-522,530-532, 540-542,550-552, 560-562,571	WHOLESALE TRADE	501-508,5093, 5094,5099, 511-518,5191, 5194,5198,5199

*Standard International Classification

INDUSTRY RECODES OUTLINE

Recodes		Detail Code (Chrs. 77-79)	Industry Title	SIC Code*
No. 1 Chrs. 80-81	No. 2 Chrs. 82-83			
(61-65)	(07)	-	RETAIL TRADE	
61	07	591-592,600	General merchandise stores	531,533,539
62	07	601-602,610-611	Food, bakery and dairy stores	541-546,549
63	07	612,620-622	Automotive dealers and gasoline stations	551-557,559
64	07	641	Eating and drinking places	58
65	07	580-582,590, 630-632,640,642, 650-652,660-662, 670-672,681-682, 691	Other and not specified retail trade	521,523,525-527, 56,571-573, 591-593,5941-5949, 5961-5963,598, 5992-5994,5999
(70-71)	(08)	-	FINANCE, INSURANCE, AND REAL ESTATE	
70	08	700-702	Banking and credit agencies	60-61
71	08	710-712	Insurance, real estate, and other finance	62-67
(75-85)	(09-12)	-	SERVICES:	
(75-76)	(09)		<u>BUSINESS AND REPAIR SERVICES</u>	
75	09	721-722,730-732, 740-742,750	Business services	731-737, 7391-7397,7399, 751,752,754,
76	09	751-752,760	Repair services	753,762-764,7692, 7694,7699
(77-78)	(10)	-	<u>PERSONAL SERVICES</u>	
77	10	761	Private households	88
78	10	762,770-772, 780-782,790-791	Other personal services	701-704,721-726, 729

*Standard International Classification

INDUSTRY RECODES OUTLINE

Recodes		Detail Code (Chrs. 77-79)	Industry Title	SIC Code*
No. 1 Chrs. 80-81	No. 2 Chrs. 82-83			
(75-85)	(09-12)	-	SERVICES - continued	
<u>79</u>	<u>11</u>	800-802	<u>ENTERTAINMENT AND RECREATION SERVICES</u>	78,791-794,799
(80-85)	(12)	-	<u>PROFESSIONAL AND RELATED SERVICES</u>	
80	12	831	Hospitals	806
81	12	812,820-822,830, 832,840	Health services, except hospitals	801-803,8041-8042, 8049,805,807-809
82	12	842,850	Elementary and secondary schools and colleges	821-822
83	12	851-852,860	Other educational services	823-824,829
84	12	861-862,870-872, 880-881	Social services, religious and membership organizations	832-833,835-836, 839,84,861-866,869
85	12	841,882,890-892	Legal, engineering and other professional services	81,891-893,899
90	13	900-901,910, 921-922,930-932	PUBLIC ADMINISTRATION	911-913,919,92-97
95	14	990 and all other codes except 996	UNKNOWN INDUSTRY	-
96	14	996	NEW WORKER	
97	15	Not applicable	NOT IN LABOR FORCE - codes Blank and 8 in current activity recode (loc. 253) (Under 18 or 18+ and not in Labor Force).	

*Standard International Classification

INDUSTRY RECODE TITLES

Code	Titles	Recode No. 1 Inclusions
01	AGRICULTURE, FORESTRY AND FISHERIES	01,02
02	MINING	10
03	CONSTRUCTION	20
04	MANUFACTURING	30-34, 40-46
05	TRANSPORTATION, COMMUNICATIONS AND OTHER PUBLIC UTILITIES	50-54
06	WHOLESALE TRADE	60
07	RETAIL TRADE	61-65
08	FINANCE, INSURANCE, AND REAL ESTATE	70-71
09	BUSINESS AND REPAIR SERVICES	75-76
10	PERSONAL SERVICES	77-78
11	ENTERTAINMENT AND RECREATION SERVICES	79
12	PROFESSIONAL AND RELATED SERVICES	80-85
13	PUBLIC ADMINISTRATION	90
14	UNKNOWN (includes new workers)	95-96
15	NOT IN LABOR FORCE	97

OCCUPATION RECODES OUTLINE

Recodes		Detail Code (Chrs. 84-86)	Occupation Title	SIC Code*
No. 1 Chrs. 87-88	No. 2 Chrs. 89-90			
(01-03)	(01)	-	EXECUTIVE, ADMINISTRATIVE, AND MANAGERIAL OCCUPATIONS	-
01	01	003-006	Officials and administrators, public administration	111-113
02	01	007-009,013-019	Managers and administrators, except public administration	121-128,132-139
03	01	023-029,033-037	Management related occupations	1412,1414-1415,1419, 142-143,1442-1443, 1449,145,1472-1473, 149
(04-11)	(02)	-	PROFESSIONAL SPECIALTY OCCUPATIONS	-
04	02	044-049,053-059	Engineers	1622-1628,1632-1637, 1639
05	02	043,063	Architects and surveyors	161,164
06	02	064-069,073-079	Natural mathematical and computer scientists	171-172,1732-1733, 1739,1842-1843, 1845-1847,1849, 1852-1855
07	02	084-089	Health diagnosing occupations	27,261-262,281,283, 289
08	02	095-099,103-106	Health assessment and treating occupations	29,301-302,3031-3034, 3039,304
09	02	113-119,123-129, 133-139,143-149, 153-159,163-165	Teachers, librarians and counselors	2212-2218,2222-2228, 2231-2238,2242-2247, 2249,231-233,235,236, 239,24,251,252
10	02	183-189,193-195, 197-199	Writers, artists, entertainers and athletes	34,321-329,331-333, 398
11	02	166-169,173-179	Other professional specialty occupations	1912-1916,1919,192, 2032-2033,2042,2049, 211-212

*Standard International Classification

OCCUPATION RECODES OUTLINE

Recodes		Detail Code (Chrs. 84-86)	Occupation Title	SIC Code*
No. 1 Chrs. 87-88	No. 2 Chrs. 89-90			
(12-13)	(03)	-	TECHNICIANS AND RELATED SUPPORT OCCUPATIONS	-
12	03	203-208	Health technologists and technicians	362-366,369
13	03	213-218,223-229, 233-235	Technologists, technicians except health	3711-3713,3719, 372-373,382, 3831-3833,384,389, 392-393,396, 3971-3972,3974,399, 825
(14-16)	(04)	-	SALES OCCUPATIONS	-
14	04	243	Supervisors and proprietors	40
15	04	253-259	Sales representatives, commodities and finance	4122-4124,4152-4153, 421,423-424
16	04	263-269,274-278, 283-285	Other sales	4342-4348,4351-4354, 4356,4359,4362-4367, 4369,444-447,449
(17-21)	(05)	-	ADMINISTRATIVE SUPPORT OCCUPATIONS, INCLUDING CLERICAL	-
17	05	308-309	Computer equipment operators	4612-4613
18	05	313-315	Secretaries, stenographers and typists	4622-4624
19	05	337-339,343-344	Financial records processing occupations	4712-4713,4715-4716, 4718
20	05	354-357	Mail and message distributing	4742-4745
21	05	303-307,316-319, 323,325-329, 335-336,345-349, 353,359,363-366, 368-369,373-379, 383-387,389	Other administrative support	4511-4519,4521-4529, 463,4642-4645,4649, 4662-4664,4692,4694, 4696,4699,4722-4723, 4729,4732-4733,4739, 4751-4759,4782-4784, 4786-4787,4791-4795, 4799

*Standard International Classification

OCCUPATION RECODES OUTLINE

Recodes		Detail Code (Chrs. 84-86)	Occupation Title	SIC Code*
No. 1 Chrs. 87-88	No. 2 Chrs. 89-90			
22	06	403-407	PRIVATE HOUSEHOLD OCCUPATIONS	502-507,509
(23-24)	(07)	-	PROTECTIVE SERVICE OCCUPATIONS	
23	07	413-414,416-418, 423-424	Police and firefighters	5111-5112,5122-5123, 5132-5134
24	07	415,425-427	Other protective service occupations	5113,5142,5144,5149
(25-28)	(08)	-	SERVICE OCCUPATIONS, EXCEPT PROTECTIVE AND HOUSEHOLD	
25	08	433-439,443-444	Food service	5211-5219
26	08	445-447	Health service	5232-5233,5236
27	08	448-449,453-455	Cleaning and building service	5241-5242,5244-5246, 5249
28	08	456-459,463-469	Personal service	5251-5258,5262-5264, 5269
(29-31)	(09)	-	FARMING, FORESTRY AND FISHING OCCUPATIONS	
29	09	473-476	Farm operators and managers	5512-5515,5522-5525
30	09	477,479,483-489	Farm workers and other agricultural workers	5611-5619,5621-5622, 5624-5625,5627
31	09	494-499	Forestry and fishing occupations	571-573,579,583-584, 8241(pt.)
(32-34)	(10)	-	PRECISION PRODUCTION, CRAFT AND REPAIR OCCUPATIONS	
32	10	503,505-509, 514-519,523, 525-527,529, 533-536,538-539, 543-544,547,549	Mechanics and repairers	60,6111-6118,613-614, 6151-6159,616, 6171-6179

*Standard International Classification

OCCUPATION RECODES OUTLINE

Recodes		Detail Code (Chrs. 84-86)	Occupation Title	SIC Code*
No. 1 Chrs. 87-88	No. 2 Chrs. 89-90			
(32-34)	(10)	-	PRECISION PRODUCTION, CRAFT AND REPAIR OCCUPATIONS - continued	
33	10	553-558, 563-567, 569, 573, 575-577, 579, 583-585, 587-589, 593-599, 613-617	Construction and extractive trades	6311-6316, 6318, 632, 6412-6414, 6422, 6424, 6432-6433, 6442-6444, 645, 6462-6468, 6472, 6476, 6479, 652-654, 656
34	10	633-637, 639, 643-647, 649, 653-659, 666-669, 673-679, 683-684, 686-689, 693-696, 699	Precision production occupations	67, 71, 6811-6814, 6816-6817, 6821-6824, 6829, 6831-6832, 6835, 6839, 6844, 6852-6854, 6856, 6859, 6861-6862, 6864-6867, 6869, 6871-6873, 6879, 6881-6882, 691-696, 7447, 7668, 7677, 7752, 828,

OPERATORS, FABRICATORS AND LABORERS

(35-36)	(11)		<u>MACHINE OPERATORS, ASSEMBLERS AND INSPECTORS</u>	
35	11	703-709, 713-715, 717, 719, 723-729, 733-739, 743-745, 747-749, 753-759, 763-766, 768-769, 773-774, 777, 779	Machine operators and tenderers, except precision	6841-6842, 6849, 6855, 6863, 6868, 7312-7319, 7322, 7324, 7326, 7329, 7339, 7342-7344, 7349, 7431-7435, 7439, 7443-7444, 7449, 7451-7452, 7459, 7462-7463, 7467, 7472, 7474, 7476-7478, 7479(pt.), 7512-7519, 7522, 7529, 7539, 7542-7544, 7549, 7631-7636, 7639, 7642-7644, 7649, 7651-7652, 7654-7659, 7661-7667, 7669, 7671-7676, 7677(pt.), 7678-7679

*Standard International Classification

OCCUPATION RECODES OUTLINE

Recodes		Detail Code (Chrs. 84-86)	Occupation Title	SIC Code*
No. 1 Chrs. 87-88	No. 2 Chrs. 89-90			
OPERATORS, FABRICATORS AND LABORERS - continued				
(35-36)	(11)		<u>MACHINE OPERATORS, ASSEMBLERS AND INSPECTORS - continued</u>	
36	11	783-787,789, 793-799	Fabricators, assemblers, inspectors, and samplers	7332-7333,7532-7533, 7714,7717,772,774, 7753-7759,782-785,787
TRANSPORTATION AND MATERIAL MOVING OCCUPATIONS				
(37-39)	(12)	-		
37	12	803-806,808-809, 813-814	Motor vehicle operators	8111,8212-8216, 8218-8219,874
38	12	823-826,828-829, 833-834	Other transportation, except motor vehicles	8113,8232-8233,8239, 8241(pt.),8242-8245
39	12	843-845,848-849, 853,855-856,859	Material moving equipment operators	812,8312-8319
HANDLERS, EQUIPMENT CLEANERS, HELPERS AND LABORERS				
(40-41)	(13)			
40	13	869	Construction laborers	871
41	13	863-867,873, 875-878,883,885, 887-889	Freight, stock and material handlers	85,861-863, 8641-8646,8648,865, 8722-8726,873,875, 8761,8769
95	14	999 and all other codes except 990	UNKNOWN OCCUPATION	
96	14	990	NEW WORKER	
97	15	Not applicable	NOT IN LABOR FORCE - codes Blank and 8 in current activity recode (Under 18 or 18+ and Not in Labor Force).	

*Standard International Classification

OCCUPATION RECODE TITLES

Code	Titles	Recode No. 1 Inclusions
MANAGERIAL AND PROFESSIONAL SPECIALTY OCCUPATIONS		
01	EXECUTIVE, ADMINISTRATIVE AND MANAGERIAL OCCUPATIONS	01-03
02	PROFESSIONAL SPECIALTY OCCUPATIONS	04-11
TECHNICAL, SALES AND ADMINISTRATIVE SUPPORT OCCUPATIONS		
03	TECHNICIANS AND RELATED SUPPORT OCCUPATIONS	12-13
04	SALES OCCUPATIONS	14-16
05	ADMINISTRATIVE SUPPORT OCCUPATIONS, INCLUDING CLERICAL	17-21
SERVICE OCCUPATIONS		
06	PRIVATE HOUSEHOLD OCCUPATIONS	22
07	PROTECTIVE SERVICE OCCUPATIONS	23-24
08	SERVICE OCCUPATIONS, EXCEPT PROTECTIVE AND HOUSEHOLD	25-28
09	<u>FARMING, FORESTRY AND FISHING OCCUPATIONS</u>	29-31
10	<u>PRECISION PRODUCTION, CRAFT AND REPAIR OCCUPATIONS</u>	32-34
OPERATORS, FABRICATORS AND LABORERS		
11	MACHINE OPERATORS, ASSEMBLERS AND INSPECTORS	35-36
12	TRANSPORTATION AND MATERIAL MOVING OCCUPATIONS	37-39
13	HANDLERS, EQUIPMENT CLEANERS, HELPERS AND LABORERS	40-41
14	UNKNOWN OCCUPATION (includes New Workers)	95-96
15	NOT IN LABOR FORCE	97

NHIS - 1984 COMPUTER PROCESSING

Description of Class of Accident Code

The three-digit Class of Accident Code described in detail below classifies accidents as follows. Priority is given to Codes 400, 500, 600 in that order.

Total Motor Vehicle Accidents = Codes 1 and 2 in first digit of recode

Moving Motor Vehicle

Accidents = Code 1 in first digit of recode

Nonmoving Motor Vehicle

Accidents = Code 2 in first digit of recode

Total Work Accidents = Code 1 in second digit of recode

Total Home Accidents = Code 1 in third digit of recode

Class of Accident Recode Loc. 135-137	Description	SOURCE - TAPE LOCATIONS			
		132 MV	134 MMV	130 Where?	131 Work?
111	Moving motor vehicle - at work - at home	1	1	1,2	1
112	Moving motor vehicle - at work - not at home - street or highway	1	1	3	1
113	Moving motor vehicle - at work - not at home - not on street or highway	1	1	Not 1-3	1
121	Moving motor vehicle - not at work - at home - not on street or highway	1	1	1,2	Not 1,4
122	Moving motor vehicle - not at work - not at home - on street or highway	1	1	3	Not 1
123	Moving motor vehicle - not at work - not at home not on street or highway	1	1	Not 1-3	Not 1-4

NHIS - 1984 COMPUTER PROCESSING
Description of Class of Accident Code

Class of Accident Recode Loc. 135-137	Description	SOURCE - TAPE LOCATIONS			
		132 MV	134 MMV	130 Where?	131 Work?
211	Nonmoving motor vehicle - at work - at home	1	Not 1	1,2	1
212	Nonmoving motor vehicle - at work - not at home	1	Not 1	Not 1,2	1
221	Nonmoving motor vehicle - not at work - at home	1	Not 1	1,2	Not 1,4
222	Nonmoving motor vehicle - not at work - not at home	1	Not 1	Not 1,2	Not 1,4
311	Non-motor vehicle - at work - at home	Not 1	-	1,2	1
312	Non-motor vehicle - at work - not at home	Not 1	-	Not 1,2	1
321	Non-motor vehicle not at work - at home	Not 1	-	1,2	Not 1,4
322	Non-motor vehicle - not at work - not at home	Not 1	-	Not 1,2	Not 1,4
400	Injured in Armed Forces	-	-	-	4
500	Therapeutic misadventure	-	-	-	Not 4
600	Injury Condition/Adverse Reaction	-	-	-	Not 4

**CLASSIFICATION OF OPERATIONS AND
NON-OPERATIVE PROCEDURES, FOR HIS****OPERATION, TYPE UNKNOWN, SITE UNKNOWN**

00 Operation, no site or type

Includes: operation NEC on gland NOS, or "side," or other very ill-defined site. Use 00 when it is known that an operation was performed, but there is no information about the kind of operation or about the body system or part involved.

OPERATIONS ON THE NERVOUS SYSTEM (01-05)

01 Incision and excision of skull, brain, and cerebral meninges

02 Other operations on skull, brain, and cerebral meninges

03 Operations on spinal cord and spinal canal structures

04 Operations on cranial and peripheral nerves

05 Operations on sympathetic nerves or ganglia

OPERATIONS ON THE ENDOCRINE SYSTEM (06-07)

06 Operations on thyroid and parathyroid glands

07 Operations on other endocrine glands

OPERATIONS ON THE EYE (08-16)

08 Operations on eyelids

09 Operations on lacrimal system (tear ducts)

10 Operations on conjunctiva

11 Operations on cornea

12 Operations on iris, ciliary body, sclera, and anterior chamber

13 Operations on lens

14 Operations on retina, choroid, vitreous, and posterior chamber

15 Operations on extraocular muscles

16 Operations on orbit and eyeball

**CLASSIFICATION OF OPERATIONS AND
NON-OPERATIVE PROCEDURES, FOR HIS****OPERATIONS ON THE EAR (18-20)**

- 18 Operations on external ear
- 19 Reconstructive operations on middle ear
- 20 Other operations on middle and inner ear

OPERATIONS ON THE NOSE, MOUTH AND PHARYNX (21-29)

- 21 Operations on the nose
 - Includes: operations on bone and skin of nose
- 22 Operations on nasal sinuses
- 23 Removal and restoration of teeth
- 24 Other operations on teeth, gums and alveoli
- 25 Operations on tongue
- 26 Operations on salivary glands and ducts
- 27 Other operations on mouth and face
 - Includes: operations on lips, palate and soft tissue of face and mouth, except tongue and gingiva.
- 28 Operations on tonsils and adenoids
- 29 Operations on pharynx

OPERATIONS ON THE RESPIRATORY SYSTEM (30-34)

- 30 Excision of larynx
- 31 Other operations on larynx and trachea
- 32 Excision of lung and bronchus
- 33 Other operations on lung and bronchus
- 34 Operations on chest wall, pleura, mediastinum and diaphragm

**CLASSIFICATION OF OPERATIONS AND
NON-OPERATIVE PROCEDURES, FOR HIS****OPERATIONS ON THE CARDIOVASCULAR SYSTEM (35-39)**

- 35 Operations on valves and septa of heart
- 36 Operations on vessels of heart
- 37 Other operations on heart and pericardium
- 38 Incision, excision and occlusion of vessels
- 39 Other operations on vessels

OPERATIONS ON THE HEMIC AND LYMPHATIC SYSTEM (40-41)

- 40 Operations on lymphatic system
- 41 Operations on bone marrow and spleen

OPERATIONS ON THE DIGESTIVE SYSTEM (42-54)

- 42 Operations on the esophagus
- 43 Incision and excision of stomach
- 44 Other operations on stomach
- 45 Incision, excision, and anastomosis of intestine
- 46 Other operations on intestine
- 47 Operations on appendix
- 48 Operations on rectum and perirectal tissue
- 49 Operations on anus
- 50 Operations on liver
- 51 Operations on gallbladder and biliary tract
 - Includes: operations on common bile duct, cystic duct and hepatic duct
- 52 Operations on pancreas
- 53 Repair of hernia
- 54 Other operations on abdominal region
 - Includes: operations on epigastric region, flank, groin region, inguinal region, loin region, male pelvic cavity, mesentery, omentum, peritoneum and retroperitoneal tissue space

**CLASSIFICATION OF OPERATIONS AND
NON-OPERATIVE PROCEDURES, FOR HIS**

OPERATIONS ON THE URINARY SYSTEM (55-59)

55 Operations on kidney

Includes: operations on renal pelvis

56 Operations on ureter

57 Operations on urinary bladder

58 Operations on urethra

59 Other operations on urinary tract

OPERATIONS ON MALE GENITAL ORGANS (60-64)

60 Operations on prostate and seminal vesicles

61 Operations on scrotum and tunica vaginalis

62 Operations on testes

63 Operations on spermatic cord, epididymis, and vas deferens

64 Operations on penis

OPERATIONS ON THE FEMALE GENITAL ORGANS (65-71)

65 Operations on ovary

66 Operations on fallopian tubes

67 Operations on cervix

68 Other incision and excision of uterus

69 Other operations on uterus and supporting structures

70 Operations on vagina and cul-de-sac

71 Operations on vulva and perineum

**CLASSIFICATION OF OPERATIONS AND
NON-OPERATIVE PROCEDURES, FOR HIS**

OBSTETRICAL PROCEDURES (72-75)

- 72 Forceps, vacuum, and breech delivery
- 73 Other procedures inducing or assisting delivery
Includes: spontaneous delivery with manual assistance
- 74 Caesarean section and removal of fetus
- 75 Other obstetric operations
 For HIS, includes also "normal delivery"

OPERATIONS ON THE MUSCULOSKELETAL SYSTEM (76-84)

- 76 Operations on facial bones and joints
Excludes: accessory sinuses (22); nasal bones (21); and skull (01-02)
- 77 Incision, excision and division of other bones
Excludes: operations on facial bones (76); joint structures (80-81); nasal bones (21); and skull (01-02)
- 78 Other operations on bones, except facial bones
Excludes: operations on joint structures (80-81); nasal bones (21); and skull (01-02)
- 79 Reduction of fracture and dislocation
Includes: application of cast or splint; reduction with insertion of traction device
Excludes: external fixation alone for immobilization of fracture (93); internal fixation without reduction of fracture (78); operations on facial bones (76); nasal bones (21); orbit (76); skull (02); vertebrae (03); removal of cast or splint (97); replacement of cast or splint (97); and traction alone for reduction of fracture (93)
- 80 Incision and excision of joint structures
Includes: operations on capsule of joint; cartilage; condyle; ligament; meniscus; and synovial membrane
Excludes: cartilage of ear (18); nose (21); and joints of face (76)

**CLASSIFICATION OF OPERATIONS AND
NON-OPERATIVE PROCEDURES, FOR HIS**

OPERATIONS ON THE MUSCULOSKELETAL SYSTEM (76-84) - continued

81 Repair and plastic operations on joint structures

Includes: operations on ankle; knee; shoulder; elbow; wrist; hip; vertebrae; fingers; and toes not codable elsewhere and when condition is not specified and tissue (such as skin, bone, etc.,) is not apparent.

82 Operations on muscle, tendon and fascia of hand

Includes: operations on synovial membrane and tendon sheath

83 Operations on muscle, tendon, fascia and bursa, except hand

Includes: operations on synovial membrane and tendon sheaths.

Excludes: hand (82); diaphragm (34); and muscles of eye (15).

84 Other procedures on musculoskeletal system.

OPERATIONS ON THE INTEGUMENTARY SYSTEM (85-86)

85 Operations on the breast

Includes: operations on skin of breast and previous mastectomy site (female or male).

86 Operations on skin and subcutaneous tissue

Includes: operations on hair follicles; male perineum; nails; sebaceous glands subcutaneous fat pads; and superficial fossae.

Includes also: operations on regions such as arm; armpit; back; cheek; buttock; chin; feet; forearm; forehead; hand; head; heel; leg; neck; scalp; temple: temporal region; and thigh when specific tissue such as bone; cartilage; joint; etc.,) involved is not mentioned.

Excludes: those on skin of anus (49); breast (85); ear (18); eyebrow (08); eyelid (08); female perineum (71); lips (27); nose (21); penis (64); scrotum (61); and vulva (71).

Excludes also: operations on the head when a specific part (such as brain) is mentioned

**CLASSIFICATION OF OPERATIONS AND
NON-OPERATIVE PROCEDURES, FOR HIS****MISCELLANEOUS DIAGNOSTIC AND THERAPEUTIC PROCEDURES (87-99)****87 Diagnostic radiology**

Includes: diagnostic X-rays of face, head, neck, brain, skull, spine, chest, digestive tract, urinary system, genital organs, abdomen and breast.
Excludes: angiography (88).

88 Other diagnostic radiology and related techniques

Includes: CAT scan of abdomen; skeletal X-rays of extremities; arteriograms using contrast material; and X-rays of veins.
Excludes: angiogram of eye (95).

89 Interview, evaluation, consultation, and examination

Includes: diagnostic interviews; neurological exams; gynecological exams; dental exams; digital exams of rectum; pacemaker checks; electrocardiograms and general physical exams.

90 Microscopic examination-I

Includes: microscopic examination of specimen from nervous system, spinal fluid, endocrine glands, eye, ear, nose, throat, larynx, trachea, bronchus, pleura, lung, of sputum, and blood.

91 Microscopic examination - II

Includes: microscopic examination of specimen from liver, bile ducts or passage, pancreas, peritoneal, retroperitoneal, kidney, ureter, perirenal, periureteral tissue, bladder, urethra, prostate, seminal vesicle, urine, semen, and female genital tract.

92 Nuclear medicine

Includes: scans radiation therapy (cobalt) (iodine).

93 Physical therapy, respiratory therapy, rehabilitation, and related procedures

Includes: diagnostic physical therapy; physical therapy exercises such as breathing exercises; manual traction; training in use of prosthesis; whirlpool treatments; heat therapy; skeletal traction; speech and reading training for blind; play therapy; education therapy; artificial respiration, mouth to mouth resuscitation; oxygen and helium therapy.

CLASSIFICATION OF OPERATIONS AND
NON-OPERATIVE PROCEDURES, FOR HISMISCELLANEOUS DIAGNOSTIC AND THERAPEUTIC PROCEDURES (87-99) - continued

94 Psychiatric interviews, consultations and evaluations

Includes: routine psychiatric visits; psychoanalysis; psychiatric electroshock therapy and other non-operative procedures relating to the psyche.

95 Ophthalmologic and otologic diagnosis and treatment

Includes: eye exams; functional tests of eye; fitting glasses, contact lens; hearing tests; and fitting hearing aids.

96 Nonoperative intubation and irrigation

Includes: insertion of airway tubes; ear packing; vaginal packing; insertion of vaginal diaphragm; rectal packing; dilation of rectum and anus; manual reduction of hernia; gastric lavage; irrigation of ostomies; cleaning of eye, ear and nose; lavage of bronchus and trachea

97 Replacement and removal of therapeutic appliances

Includes: replacement of ostomy tubes; replacement of casts; removal of nasal packing, removal of dental wiring; removal of sutures from head and neck; removal of drainage tubes; removal of IUD and removal of sutures from genital tract.

98 Nonoperative removal of foreign body

Includes: removal of foreign body from digestive system, ear, nose, larynx, vagina, etc. WITHOUT INCISION.

99 Other nonoperative procedures

Includes: blood transfusions, exchange transfusions, injections or infusions of therapeutic or prophylactic substances; cardiac pacemaker (battery and sensing types), acupuncture and fitting of dentures.