

---

# National Health Statistics Reports

---

Number 56 ■ August 16, 2012

## Prevalence and Timing of Oral Sex with Opposite-sex Partners Among Females and Males Aged 15–24 Years: United States, 2007–2010

by Casey E. Copen, Ph.D.; Anjani Chandra, Ph.D.; and Gladys Martinez, Ph.D., Division of Vital Statistics

### Abstract

*Objective*—This report presents data on the prevalence of oral sex with opposite-sex partners and the timing of first oral sex relative to first vaginal intercourse among females and males aged 15–24 based on the National Survey of Family Growth (NSFG) data from 2007–2010. The question on timing, added to the NSFG in 2007, asked females and males whether first oral sex occurred before, after, or on the same occasion as their first vaginal intercourse.

*Methods*—Descriptive tables of numbers and percentages are presented and discussed. The current report is based on a nationally representative subsample of 6,346 interviews conducted from July 2007 to June 2010—3,242 with women and 3,104 with men aged 15–24 years. The measures presented in this report were collected using audio computer-assisted self-interviewing, in which the respondent enters his or her own answers into the computer without telling them to an interviewer. The overall response rate for the 2006–2010 NSFG was 77%, 78% for women aged 15–44 years, and 75% for men aged 15–44 years.

*Results*—About two-thirds of females (66%) and males (65%) aged 15–24 years in 2007–2010 had ever had oral sex. Among females aged 15–24 years, 26% had first oral sex before first vaginal intercourse; 27% had oral sex after intercourse; 7.4% had oral sex on the same occasion as first intercourse; and 5.1% had oral sex, but no vaginal intercourse. Among males aged 15–24 years, 24% had first oral sex before first intercourse; 24% had oral sex after first intercourse; 12% had oral sex on the same occasion as first intercourse; and 6.5% had oral sex, but no vaginal intercourse.

**Keywords:** noncoital • sexual intercourse • adolescents • National Survey of Family Growth

### Introduction

Noncoital sexual activities, such as oral sex, are common among teenagers and young adults. Based on the National Survey of Family Growth (NSFG) data from 2006–2008, 45% of females and 48% of males aged 15–19 years had ever had oral sex with members of the opposite sex, and among 20–24 year-olds, these percentages were about 81% of females and 80% of males (1). The risk of sexually transmitted infections (STIs), including Human Immunodeficiency Virus or HIV, the virus that causes AIDS, is lower for oral sex than for vaginal intercourse or anal sex (2,3). However, several studies have documented that oral sex can transmit certain STIs, including chlamydia, genital herpes, gonorrhea, and syphilis (4–6). Teenagers and young adults engaging in sexual activity are at increased risk of STIs or HIV due to a combination of behavioral and physiological factors (7–17).

In the 20-year period from 1988 to 2006–2010, the percentage of female and male teenagers who ever had sexual intercourse declined from 51% in 1988 to 43% in 2006–2010 (18). During the same period, significant increases in condom use at first vaginal intercourse occurred for both female and male



U.S. DEPARTMENT OF HEALTH AND HUMAN SERVICES  
Centers for Disease Control and Prevention  
National Center for Health Statistics



teenagers (18). Despite the decline in the percentage of teenagers who ever had vaginal intercourse and increases in condom use, the rate of STIs has not decreased, particularly among teenagers 15–19 and young adults aged 20–24 years (19). In 2010, about one-half of all new STIs occurred among people aged 15–24 (19).

Some adolescents who have oral sex prior to first vaginal intercourse delay intercourse to maintain their virginity, and to avoid the risk of pregnancy and STIs (20,21). Other adolescents who have oral sex move more rapidly to first intercourse, suggesting that the timing of these behaviors for some adolescents occur in close proximity (8,22,23). Research suggests that adolescents perceive fewer health-related risks for oral sex compared with vaginal intercourse (24). However, young people, particularly those who have oral sex before their first vaginal intercourse, may still be placing themselves at risk of STIs or HIV before they are ever at risk of pregnancy. Untreated or recurrent STIs can lead to serious reproductive and other health problems, including infertility (19). Given the higher rates of STIs among some groups of young people, it is important to understand the prevalence and correlates of various types of sexual behaviors, coital and noncoital, in this age group.

The 2002 NSFG showed that 22% of females and 24% of males aged 15–19 years who had never had vaginal intercourse reported having had oral sex (25). However, these data were not able to provide information on the relative timing of oral sex and vaginal intercourse among females and males who have had both types of sexual activity. In 2007, a question was added to the NSFG for all persons aged 15–24 years who have had both oral sex and vaginal intercourse to determine which behavior occurred first. This report describes the prevalence of all types of sex with opposite-sex partners among females and males aged 15–24 years in the United States by key demographic characteristics. The timing of first oral sex relative to first vaginal intercourse

for females and males is also examined by these characteristics.

## Methods

### Data source

The NSFG, has been conducted seven times by the Centers for Disease Control and Prevention's National Center for Health Statistics (NCHS): In 1973 and 1976 with samples of married and formerly married women; in 1982, 1988, and 1995 with samples of women of all marital status categories; and in 2002 and 2006–2010 with national samples of both women and men aged 15–44 years. Each time, the interviews have been conducted in person by trained female interviewers in the selected persons' homes.

The 2006–2010 NSFG sample is a nationally representative multistage area probability sample drawn from 110 areas, or primary sampling units (PSUs) across the country. The sample is designed to produce national, not state, estimates. Large areas (counties and cities) were selected first; then within each large area or PSU, groups of adjacent blocks, called segments, were selected at random. In each segment, all addresses were listed, and some of the listed addresses were selected at random. The sampled addresses were visited in person, and a short screener interview was conducted to determine whether anyone aged 15–44 years and eligible for the survey lived there. To protect the respondent's privacy, only one person in each selected household was chosen at random and invited to participate. In 2006–2010, as well as in 2002, Hispanic persons, black persons, and teenagers were oversampled, to produce more reliable estimates for these groups. Men and women living on military bases or in institutions were not included in the survey. The sample did include persons temporarily living away from the household in a college dormitory, sorority, or fraternity (26).

All respondents were given written and oral information about the survey and informed that participation was voluntary. Adult respondents aged 18–44 years were asked to sign a consent form

but were not required to do so. For minors aged 15–17 years, signed consent was required first from a parent or guardian, and then signed assent was required from the minor; if either the parent or the minor declined to give written consent, the minor did not participate in the survey. The response rate for the 2006–2010 NSFG was 77% overall, 78% for women aged 15–44 and 75% for men aged 15–44. The female interview averaged about 80 minutes, and the male interview averaged about 60 minutes. More detailed information about the methods and procedures of the NSFG and its sample design, weighting, imputation, and variance estimation has been published (26,27). National estimates have been published on sexual behavior, attraction, and identity using the 2006–2008 NSFG, as well as HIV risk-related behaviors among men and women aged 15–44 years using the 2006–2010 NSFG (1,28).

The 2006–2010 NSFG was based on 22,682 interviews—12,279 with women and 10,403 with men aged 15–44 years in the U.S. household population. Given that the question on relative timing of oral sex and vaginal intercourse was added to the survey beginning in July 2007, the current report is based on 6,346 interviews conducted from July 2007 to June 2010—3,242 with women and 3,104 with men aged 15–24 years. This subsample of NSFG interviews from 2007–2010 also provides nationally representative estimates.

### Use of audio computer-assisted self interviewing (ACASI)

Most of the data in the survey were collected by computer-assisted personal interviewing (CAPI), in which the questions were asked by an interviewer using a laptop on which the survey questionnaire was stored. Data on the occurrence and timing of oral sex described in this report were collected using audio computer-assisted self-interviewing (ACASI). In ACASI, the respondent listens to the questions through headphones, reads them on the screen, or both. He or she then enters

the response directly and privately into the computer. ACASI improves the reporting of sensitive behaviors on sexual and drug behavior related to HIV and other STIs (29). The focus of the current report is limited to oral sex and vaginal intercourse with opposite-sex partners.

## Sexual behavior variables used in this report

Vaginal intercourse with an opposite-sex partner was asked about in the CAPI portion of the NSFG interview. Respondents were only asked about vaginal intercourse again in ACASI if they had never been married or cohabited with an opposite-sex partner, and if they had never been pregnant or fathered a pregnancy. Oral sex with an opposite-sex partner was only asked about in ACASI, and all respondents aged 15–44 years answered two questions on oral sex—whether they ever gave oral sex and whether they ever received oral sex. More detailed information about the questions on vaginal intercourse and oral sex used in this report can be found in the report on sexual behavior using the 2006–2008 NSFG (1).

Beginning in July 2007, the question on the relative timing of oral sex and vaginal intercourse was asked in ACASI, but only for females and males aged 15–24 years who reported having both oral sex and vaginal intercourse. For females, this “TIMING” question reads:

*“Thinking back to when you had oral sex with a male for the first time, was it before, after, or on the same occasion as your first vaginal intercourse with a male?”*

An analogous question was asked of males about sex with females. The respondent could choose one of the following responses:

*Before first vaginal intercourse.  
After first vaginal intercourse.  
Same occasion.*

## Demographic variables used in this report

Data on the timing of oral sex relative to first vaginal intercourse are shown with respect to several key demographic characteristics including age at interview, Hispanic origin and race, mother’s education, family structure at age 14, and age at first vaginal intercourse. Mother’s education and family structure at age 14 are included as proxy measures of the respondent’s socioeconomic status. Socioeconomic status, particularly during childhood and adolescence, has been shown to influence the timing of sexual behaviors (9,10). For example, adolescents from low-income households, or who experience family disruption may be more likely to become sexually experienced at earlier ages than other youth (12–14).

Tables 2–5 show age at first vaginal intercourse. Prior research has found that early age at first intercourse is associated with other behaviors that put adolescents at risk of HIV and other STIs, such as an increased number of lifetime sexual partners and the inconsistent use of contraceptive methods (30,31). In addition, previous research has shown that early age at first intercourse leads to other types of sexual contact at earlier ages, such as oral sex, which may heighten the risk for STIs (32).

The definitions of Hispanic origin and race used in this report take into account the reporting of more than one race, in accordance with 1997 guidelines from the Office of Management and Budget (33). For purposes of this report, only single race categories are shown. For convenience in writing, the short term “non-Hispanic black” will be used instead of the full phrase, “non-Hispanic black or African American, single race.” Similarly, the term “non-Hispanic white” will be used instead of the full phrase, “non-Hispanic white, single race.” The full forms of these category labels are shown in the tables. Further technical details and definition of terms can be found in earlier NSFG reports (1,18).

## Strengths and limitations of the data

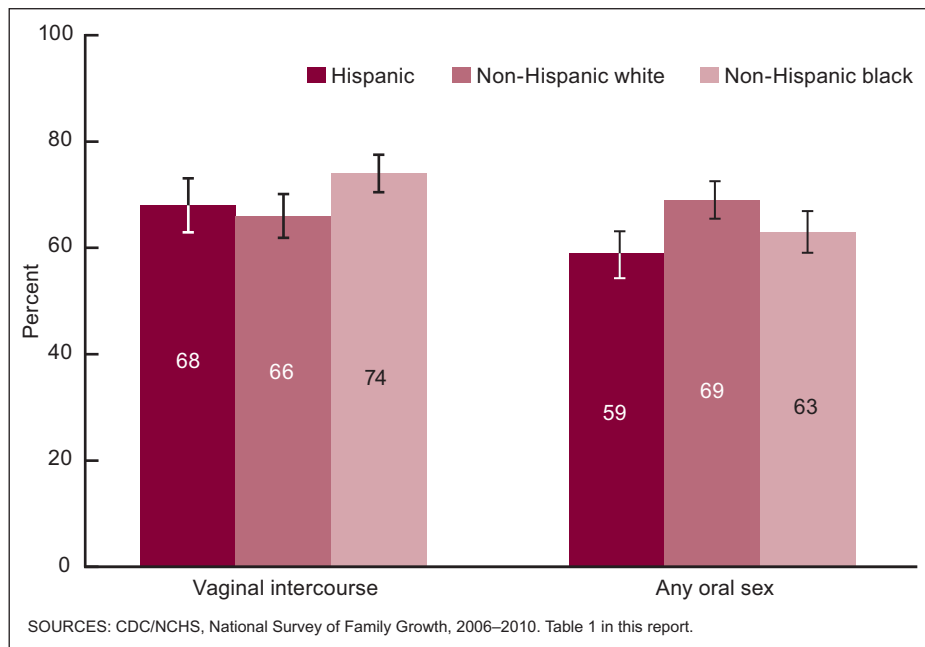
The data presented in this report are drawn from the 2006–2010 NSFG, which has a number of strengths for studying sexual behavior in the U.S. population:

- NSFG has a rigorous probability sampling design, so the estimates can be generalized to the national population. In 2006–2010, the response rate was 77% overall for men and women aged 15–44 years and 77% for male and female teenagers 15–19 years (18).
- The ACASI mode of interviewing has been found to yield more complete reporting of sensitive behaviors, such as sexual behavior, than other types of questionnaires (29). ACASI may also make it possible for persons with lower literacy to complete the self-interview by listening to the questions instead of having to read them on screen (29).

The data included in this report also have some limitations:

- The “TIMING” question relies on a retrospective report of the timing of oral and first vaginal intercourse; thus these estimates are subject to reporting error, particularly among respondents in their twenties whose first sexual experiences may have occurred long before the interview.
- NSFG does not contain information on the ages or dates of noncoital sexual activities, so the time that elapsed between first oral sex and first vaginal intercourse cannot be determined.

This report provides basic descriptive statistics on types of sexual behavior among adolescents and young adults, and does not address the myriad factors that influence the timing and sequencing of these sexual experiences for this population.



**Figure 1. Percentage reporting specific types of sexual contact with an opposite-sex partner among females aged 15–24 years, by Hispanic origin and race: United States, 2007–2010**

## Statistical analysis

All estimates in this report were weighted to reflect the approximately 20.9 million females and 21.2 million males aged 15–24 years in the household population of the United States. Since this report uses NSFG data only from 2007–2010, the weight used is based only on respondents interviewed in these years—specifically WGTQ5Q16 reflecting quarters 5–16 of the 2006–2010 NSFG. Statistics for this report were produced using SAS software, Version 9.2 (<http://www.sas.com>). PROC SURVEYFREQ was used to produce weighted cross tabulations that took into account the complex sampling design of the NSFG in calculating estimates of standard errors. Each table in this report includes standard errors as a measure of the precision of each point estimate.

Significance of differences among subgroups was determined by standard two-tailed *t*-tests using point estimates and their standard errors. The 95% confidence intervals around each percentage can be constructed by multiplying the standard error by 1.96, and adding it to, and subtracting it from, the percentage. For example, [Table 1](#)

indicates that the percentage of females aged 15–24 years who had any sexual contact was 72.4%, and the standard error of that percentage was 1.22%. That means that the 95% confidence interval of that percentage is 72.4 plus or minus 2.39 (1.22 times 1.96)—that is, 70.0 to 74.8. Confidence intervals for the estimates in this report are presented in [Figures 1](#) through [4](#).

No adjustments were made for multiple comparisons. Terms such as “greater than” and “less than” indicate that a statistically significant difference was found. Terms such as “similar” or “no difference” indicate that the statistics being compared were not significantly different. Lack of comment regarding any comparison does not mean that the significance was tested and ruled out.

In the description of the results below, when the percentage being cited is below 10%, the text will cite the exact percentage to one decimal point. To make reading easier, and to remind the reader that the results are based on samples and subject to sampling error, percentages above 10% will generally be shown rounded to the nearest whole percentage. In this report, percentages

are not shown if the sample denominator is less than 100 cases, or the numerator is less than 5 cases. When a percentage or other statistic is not shown for this reason, the table contains an asterisk (\*) signifying that the “statistic does not meet standards of reliability or precision.” For most statistics presented in this report, the numerators and denominators are much larger. The results presented in this report are descriptive and do not attempt to demonstrate multivariate relationships.

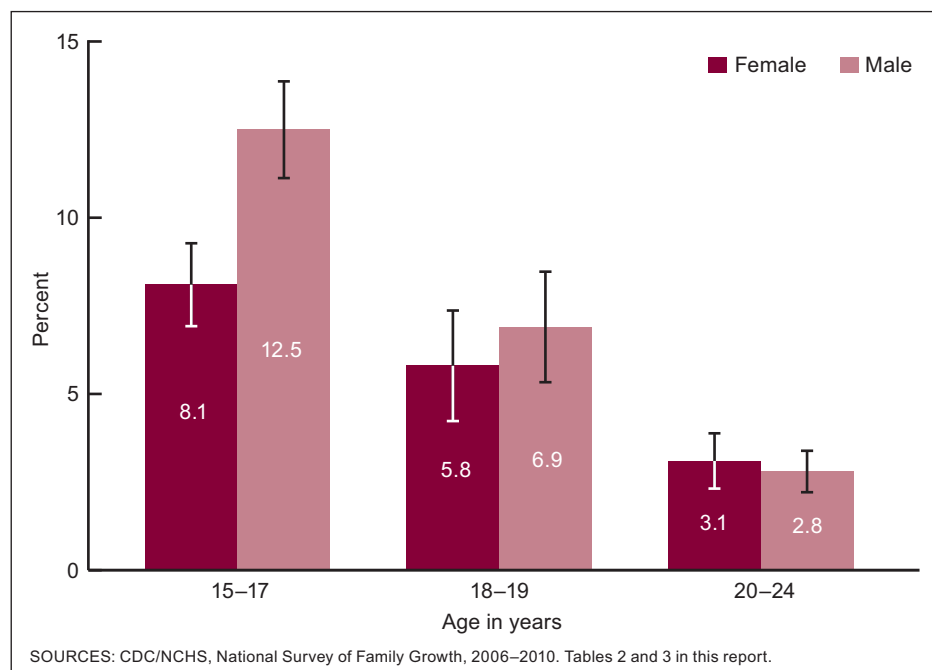
## Results

### Types of sexual contact with opposite-sex partners for persons aged 15–24 years

Percentages of females and males aged 15–24 years who ever had the specified types of sexual contact with an opposite-sex partner are presented in [Table 1](#). Among females aged 15–24 years, 72% had any sexual contact, 67% had vaginal intercourse, and 66% had any oral sex. Among 15–19 year-olds, 55% of girls ever had any type of sexual contact with an opposite-sex partner. The percentage of girls aged 15–19 years who had vaginal intercourse was about the same as the percentage who had any oral sex with an opposite-sex partner (47% and 48%, respectively). About the same percentage of girls aged 15–19 years reported giving or receiving oral sex (41% and 43%, respectively). Among 20–24 year-olds, 87% of girls had vaginal intercourse and 85% had any oral sex.

Among males aged 15–24 years, 73% had any sexual contact, 64% had vaginal intercourse, and 65% had any oral sex. Among boys aged 15–19 years, 58% ever had any type of sexual contact with an opposite-sex partner. A higher percentage of boys aged 15–19 years had oral sex (49%) than had vaginal intercourse (44%). A higher percentage of boys aged 15–19 years reported receiving oral sex (47%) than giving oral sex (35%). By age 20–24 years, 85% of boys had vaginal intercourse and 82% had any oral sex.





**Figure 2. Percentage of females and males who had oral sex, but no vaginal intercourse with an opposite-sex partner, by age: United States, 2007–2010**

Non-Hispanic black females aged 15–24 years had the highest percentage who ever had vaginal intercourse (74%), followed by Hispanic females (68%), and non-Hispanic white females (66%) aged 15–24 years (Figure 1). Non-Hispanic white females reported any oral sex with an opposite-sex partner (69%) more often than non-Hispanic black females (63%), or Hispanic females (59%) aged 15–24 years. Non-Hispanic black males (71%) and Hispanic males (69%) aged 15–24 years had a higher percentage who had vaginal intercourse compared with non-Hispanic white males aged 15–24 years (63%). There were no differences by Hispanic origin and race in the percentage of males aged 15–24 years who reported ever having had any oral sex. However, non-Hispanic black males (44%) aged 15–24 years had a lower percentage who reported giving oral sex to an opposite-sex partner, compared with Hispanic males (51%) and non-Hispanic white males aged 15–24 years (60%).

### Types of sexual contact with opposite-sex partners among persons aged 15–24 years with a focus on the timing of oral sex relative to first vaginal intercourse

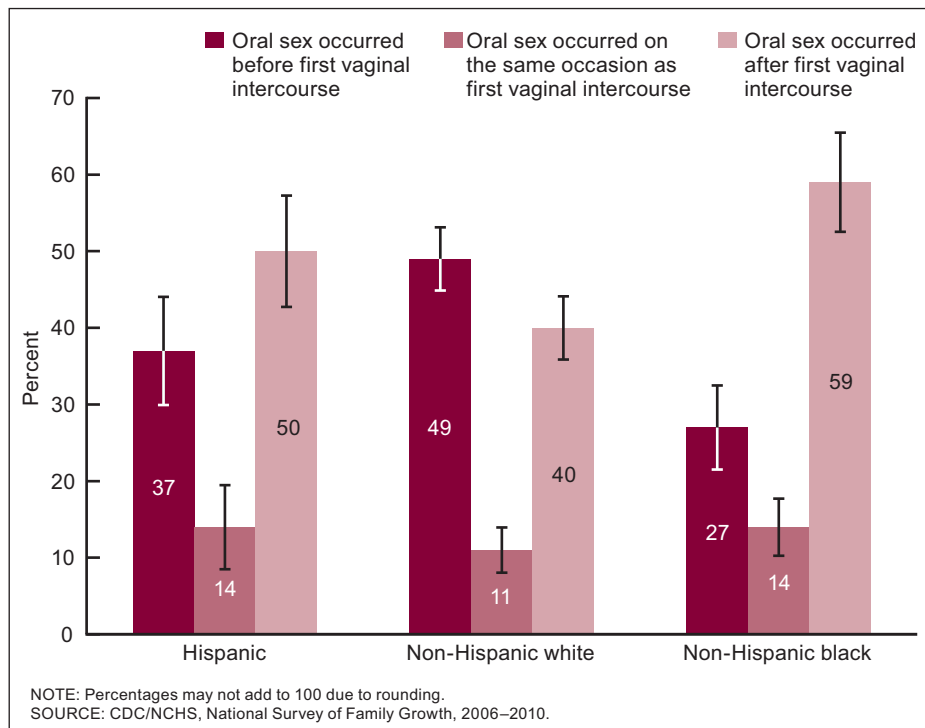
Next, the percent distribution of the type of sexual contact they have had with an opposite-sex partner is shown for females and males aged 15–24 years, with a focus on the timing of oral sex relative to first vaginal intercourse (Tables 2 and 3). From left to right, the columns show persons who had vaginal intercourse but no oral sex; oral sex but no vaginal intercourse; those who have had both oral sex and vaginal intercourse; and those who had no opposite-sex sexual contact of any kind. For those who have had both oral sex and vaginal intercourse, these tables use the “TIMING” question to distinguish those whose first oral sex occurred before first vaginal intercourse, after first vaginal intercourse, or on the same occasion as vaginal intercourse.

These tables show that 5.1% of females and 6.5% of males aged 15–24

years had oral sex, but no vaginal intercourse in 2007–2010. The percentage of females aged 15–17 years who had oral sex, but no vaginal intercourse was lower (8.1%) than males aged 15–17 years (13%) (Figure 2).

About the same percentage of females aged 15–24 years had first oral sex before or after first vaginal intercourse (26% and 27%, respectively), and 7.4% of females had first oral sex on the same occasion as first vaginal intercourse (Table 2). Among non-Hispanic black females aged 15–24 years, a higher percentage had their first oral sex after first intercourse (35%), compared with those who had first oral sex before first vaginal intercourse (16%), or on the same occasion as first vaginal intercourse (8.2%). Among Hispanic females aged 15–24 years, a higher percentage had first oral sex after first vaginal intercourse (27%), compared with before first vaginal intercourse (20%), or on the same occasion as first vaginal intercourse (7.6%). In contrast, among non-Hispanic white females aged 15–24 years, a lower percentage (25%) had first oral sex after first vaginal intercourse, compared with 31% who had first oral sex before first vaginal intercourse, and 7.0% who had first oral sex on the same occasion as first intercourse.

Younger age at first vaginal intercourse was associated with a higher percentage of females having had first oral sex after first vaginal intercourse. Among females who had first vaginal intercourse under age 15, 56% had first oral sex after first intercourse, compared with 26% who had first oral sex before first vaginal intercourse, and 11% who had first oral sex on the same occasion as first intercourse. There was no difference between those who had oral sex before first vaginal (41%) or after first vaginal intercourse (40%) among females who had vaginal intercourse between the ages of 15–17 years. Among females who had vaginal intercourse at age 18 years and over, 34% had first oral sex after first vaginal



**Figure 3. Percentage reporting oral sex occurred before, on the same occasion, or after first vaginal intercourse among females aged 15–24 years who have had both oral sex and vaginal intercourse, by Hispanic origin and race: United States, 2007–2010**

intercourse, compared with 46% who had first oral sex before first vaginal intercourse, and 10% who had first oral sex on the same occasion as first vaginal intercourse.

The last column in [Table 2](#) shows that 28% of females aged 15–24 years had no sexual contact of any kind with an opposite-sex partner. Among those aged 15–19 years, 46% had no sexual contact with an opposite-sex partner, compared with 10% of 20–24 year-olds. A higher percentage of females aged 15–24 years whose mothers had some college or higher had no opposite-sex sexual contact (30%) compared with females aged 15–24 whose mothers had no high school diploma or General Educational Development high school equivalency diploma (GED) (23%). Similarly, a higher percentage of females aged 15–24 who lived with both biological parents at age 14 had no opposite-sex sexual contact (33%), compared with females aged 15–24 who had other living arrangements at age 14 (20%).

The next table presents a similar percent distribution by sexual contact with an opposite-sex partner among

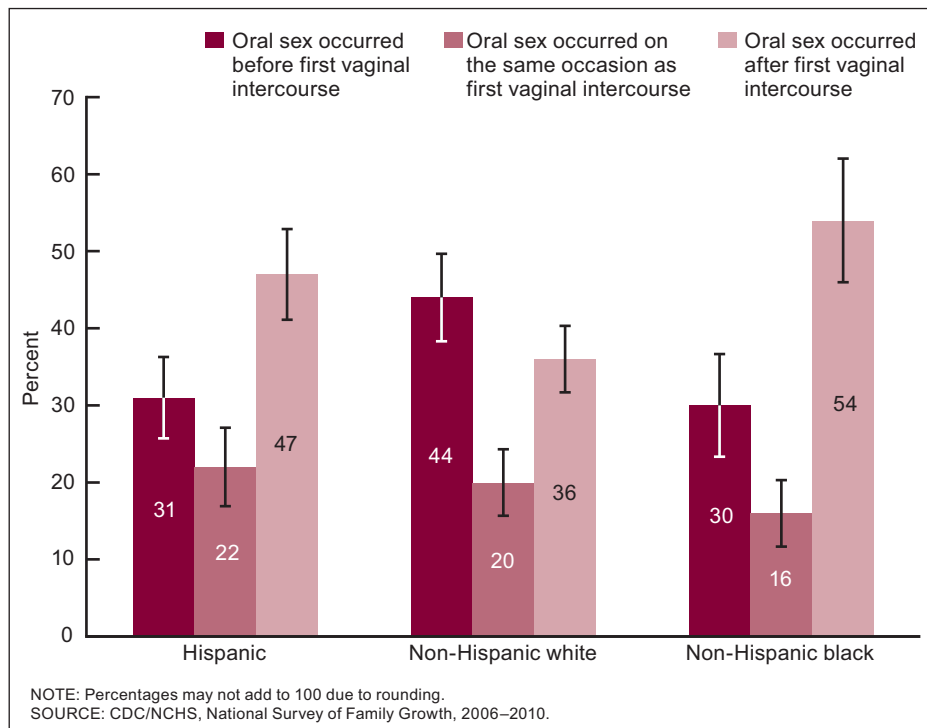
males aged 15–24 years ([Table 3](#)). The same percentage of males aged 15–24 years had first oral sex before and after first vaginal intercourse (both 24%), and 12% had first oral sex on the same occasion as first vaginal intercourse. Among non-Hispanic black males aged 15–24 years, a higher percentage had first oral sex after first vaginal intercourse (33%) compared with 18% who had first oral sex before first vaginal intercourse, and 10% who had first oral sex on the same occasion as first vaginal intercourse. Similarly, for Hispanic males aged 15–24 years, a higher percentage had first oral sex after first vaginal intercourse (29%) compared with before first vaginal intercourse (19%), or on the same occasion as first vaginal intercourse (14%). Among non-Hispanic white males aged 15–24 years, a lower percentage had first oral sex after first vaginal intercourse (22%) compared with before first vaginal intercourse (27%), and 12% had oral sex on the same occasion as first vaginal intercourse. This was the same pattern as seen for non-Hispanic white females. There was no association between younger age at first vaginal intercourse

and whether males had first oral sex before, after, or on the same occasion as first vaginal intercourse.

The last column in [Table 3](#) shows that 29% of males aged 15–24 years had no sexual contact of any kind with an opposite-sex partner. Among those aged 15–19 years, 44% had no sexual contact with an opposite-sex partner, compared with 13% of those aged 20–24 years. A higher percentage of males aged 15–24 years who lived with both biological parents at age 14 had no sexual contact with an opposite-sex partner (34%) compared with males aged 15–24 years who had other living arrangements at age 14 (20%).

### Hispanic origin and race differences in the timing of oral sex relative to first vaginal intercourse among persons aged 15–24 years who have had both oral sex and vaginal intercourse

[Figures 3](#) and [4](#) show the percent distribution for “TIMING” among females and males aged 15–24 years who have had both oral sex and vaginal intercourse. A higher percentage of non-Hispanic white females (49%) aged 15–24 years had first oral sex before first vaginal intercourse compared with Hispanic females (37%) and non-Hispanic black females (27%) aged 15–24 years. The same pattern can be seen for males: A higher percentage of non-Hispanic white males aged 15–24 years had first oral sex before first vaginal intercourse (44%) compared with Hispanic males (31%) and non-Hispanic black males aged 15–24 years (30%). Almost 60% of non-Hispanic black females and 50% of Hispanic females aged 15–24 years had first oral sex after first vaginal intercourse. Comparatively, 54% of non-Hispanic black males and 47% of Hispanic males aged 15–24 years had first oral sex after first vaginal intercourse. A higher percentage of Hispanic (22%) males and non-Hispanic white (20%) males aged 15–24 years had first oral sex on the same occasion as first vaginal intercourse compared



**Figure 4. Percentage reporting oral sex occurred before, on the same occasion, or after first vaginal intercourse among males aged 15–24 years who have had both oral sex and vaginal intercourse by Hispanic origin and race: United States, 2007–2010**

with Hispanic (14%) females and non-Hispanic white (11%) females aged 15–24 years.

### Demographic characteristics of four subgroups of persons aged 15–24 years by their timing of oral sex relative to first vaginal intercourse

To provide another perspective on the “TIMING” data, Table 4 (for females) and Table 5 (for males) describe the demographic composition of four distinct groups of persons aged 15–24 years:

- Those who have had oral sex, but have not yet had vaginal intercourse
- Those who have had both oral sex and vaginal intercourse, and oral sex occurred first
- Those who have had both oral sex and vaginal intercourse, and vaginal intercourse occurred first
- Those who have had both oral sex and vaginal intercourse on the same occasion

Among both females and males aged 15–24 years, those who have had oral sex, but have not yet had vaginal intercourse (shown in the first columns of Tables 4 and 5), are younger than those in the three groups who have had both oral sex and vaginal intercourse (the latter three columns of Tables 4 and 5). For example, 69% of females and 79% of males were aged 15–19 years, compared with 30%–46% of females and 32%–38% of males in the other three groups. A higher percentage of females and males (both 68%) who had oral sex, but not yet had vaginal intercourse, had mothers who had some college education or higher, compared with females (52%–56%) and males (51%–53%) who had both oral sex and vaginal intercourse. Also, females who had oral sex, but not yet had vaginal intercourse, were more likely to report living with two biological parents at age 14 (79%), compared with females who had both oral sex and vaginal intercourse (52%–62%).

Shifting the focus to the three groups of females and males aged

15–24 years who had both oral sex and vaginal intercourse, those for whom oral sex occurred first were more likely to be non-Hispanic white than those for whom oral sex occurred after or on the same occasion as first vaginal intercourse. For example, 70% of females who had first oral sex before first vaginal intercourse were non-Hispanic white, compared with 54% of females whose first oral sex occurred after vaginal intercourse and 56% of females whose first oral sex and vaginal intercourse occurred on the same occasion. Among males who had first oral sex before first vaginal intercourse, 68% were non-Hispanic white compared with 55% whose first oral sex occurred after vaginal intercourse.

Among the three groups who have had both oral sex and vaginal intercourse, there were significant differences in age at first vaginal intercourse. A higher percentage of females aged 15–24 years whose first oral sex occurred after first vaginal intercourse were under age 15 years at first vaginal intercourse (27%), compared with females whose first oral sex occurred before first vaginal intercourse (13%). Among males aged 15–24 years, a different pattern was seen. Those who had first oral sex on the same occasion as first vaginal intercourse were more likely to have had first vaginal intercourse under age 15 years (38%) than those whose first oral sex occurred before first vaginal intercourse (21%), or after first vaginal intercourse (25%).

No difference in mother’s education was seen across the three groups of females and males aged 15–24 years who had both oral sex and vaginal intercourse. Similarly, no difference was seen in parental living situation at age 14 for males across the three groups. However, females whose first oral sex occurred before vaginal intercourse were more likely to have lived with both biological parents at age 14 (62%), compared with females who had oral sex after first vaginal intercourse (52%).



## Conclusion

This report provides basic statistics on the prevalence of oral sex among opposite-sex partners and the timing of first oral sex relative to first vaginal intercourse among adolescents and young adults aged 15–24 years using a question added in 2007 to the 2006–2010 NSFG. Among females and males aged 15–24 years, about two-thirds had ever had vaginal intercourse and about the same proportion had ever had oral sex. About 28% of females and 29% of males aged 15–24 years had never had any type of sexual contact.

There is variation in the timing of first oral sex among females and males aged 15–24 years by key demographic characteristics, such as age at interview, Hispanic origin and race, family structure at age 14, and age at first vaginal intercourse. A lower percentage of non-Hispanic white females and males had oral sex after their first vaginal intercourse compared with those who were Hispanic and non-Hispanic black. Similarly, younger age at first vaginal intercourse among females was associated with a higher percentage having had first oral sex after first vaginal intercourse. In contrast, a higher percentage of males who were under age 15 years when they first had intercourse had oral sex on the same occasion as vaginal intercourse. The sex differences in the relative timing of these two behaviors support other research which shows that adolescent males, on average, are more likely to initiate oral sex and vaginal intercourse on the same occasion compared with adolescent females (23).

Other household surveys, such as the National Longitudinal Study of Adolescent Health (AddHealth), follow respondents from adolescence to young adulthood, and provide information on ages of initiation of vaginal intercourse and other types of sex. Using AddHealth, a recent study showed that engaging in oral sex among young persons increased the likelihood of initiating vaginal intercourse (23). The cross-sectional design of the NSFG does not permit a direct corroboration of this finding from AddHealth. However, the

new question on the timing of first oral sex relative to first vaginal intercourse in the NSFG provides useful information that can be used in further research on the timing and sequencing of these two sexual behaviors and their consequences for the sexual and reproductive health of this population.

## References

- Chandra A, Mosher WD, Copen C. Sexual behavior, sexual attraction, and sexual identity in the United States: Data from the 2006–2008 National Survey of Family Growth. National health statistics reports no 36. Hyattsville, MD: National Center for Health Statistics. 2011. Available from: <http://www.cdc.gov/nchs/data/nhsr/nhsr036.pdf>.
- Baggaley RF, White RG, Boily MC. Systematic review of orogenital HIV-1 transmission probabilities. *Int J Epidemiol* 37:1255–65. 2008.
- Rothenberg RB, Scarlett M, del Rio C, et al. Oral transmission of HIV. *AIDS* 12:2095–105. 1998.
- Edwards S, Carne C. Oral sex and the transmission of non-viral STIs. *Sex Transm Infect* 74:95–100. 1998.
- Cherpes TL, Meyn LA, Hillier SL. Cunnilingus and vaginal intercourse are risk factors for herpes simplex virus type 1 acquisition in women. *Sex Transm Infect* 32(2):84–9. 2005.
- American College of Obstetricians and Gynecologists. ACOG Committee Opinion no 417: Addressing health risks of noncoital sexual activity. *Obstet Gynecol* 112(3):735–7. 2008.
- Leichter JS, Chandra A, Liddon N, et al. Prevalence and correlates of heterosexual anal and oral sex in adolescents and young adults in the United States. *J Infect Dis* 196:1852–9. 2007.
- Lindberg LD, Jones R, Santelli JS. Noncoital sexual activities among adolescents. *J Adolesc Health* 43:231–8. 2008.
- Santelli JS, Lowry R, Brener ND. The association of sexual behaviors with socioeconomic status, family structure and race/ethnicity among U.S. adolescents. *Am J Public Health* 90(10):1582–8. 2000.
- Beltran VM, Harrison KM, Hall HI, et al. Collection of social determinant of health measures in U.S. national surveillance systems for HIV, viral hepatitis, STDs and TB. *Public Health Rep* 126(3):41–53. 2011.
- Cavazos-Rehg PA, Krauss MJ, Spitznagel EL, et al. Age of sexual debut among U.S. adolescents. *Contraception* 80:158–62. 2009.
- Blum RW, Beuring T, Shew ML, et al. The effects of race/ethnicity, income and family structure on adolescent risk behaviors. *Am J Public Health* 90(12):1879–84. 2000.
- Moilanen KL, Crockett LJ, Raffaelli M, et al. Trajectories of sexual risk from middle adolescence to early adulthood. *J Res Adolescence* 20(1):114–39. 2010.
- Manlove J, Ikramullah E, Mincielli L, et al. Trends in sexual experience, contraceptive use and teenage childbearing. *J Adolesc Health* 44:413–23. 2009.
- Eaton DK, Lowry R, Brener ND, et al. Trends in human immunodeficiency virus and sexually transmitted disease-related risk behaviors among U.S. high school students, 1991–2009. *Am J Prev Med* 40(4):427–33. 2011.
- Dariotis J, Sifakis F, Pleck JH, et al. Racial and ethnic disparities in sexual risk behaviors and STDs during young men's transition to adulthood. *Perspect Sex Reprod Health* 43(1):51–9. 2011.
- Lee V, Tobin JM, Foley E. Relationship of cervical ectopy to chlamydia infection in young women. *J Fam Plann Reprod Health Care* 32(2):104–6. 2006.
- Martinez G, Copen CE, Abma JC. Teenagers in the United States: Sexual activity, contraceptive use, and childbearing, 2006–2010 National Survey of Family Growth. National Center for Health Statistics. *Vital Health Stat* 23(31). 2011. Available from: [http://www.cdc.gov/nchs/data/series/sr\\_23/sr23\\_031.pdf](http://www.cdc.gov/nchs/data/series/sr_23/sr23_031.pdf).
- CDC. Sexually transmitted disease surveillance, 2010. Atlanta, GA: U.S. Department of Health and Human Services. 2010.
- Brewster KL, Tillman KH. Who's doing it? Patterns and predictors of youths' oral sexual experiences. *J Adolesc Health* 42:73–80. 2008.
- Cornell JL, Halpern-Felsher BL. Adolescents tell us why teens have oral sex. *J Adolesc Health* 38:299–301. 2006.



22. Song A, Halpern-Felsher B. Predictive relationship between adolescent oral and vaginal sex. *Arch Pediatr Adolesc Med* 165(3):243–8. 2011.
23. Haydon AA, Herring AH, Prinstein MJ, et al. Beyond age at first sex: Patterns of emerging sexual behavior in adolescence and young adulthood. *J Adolesc Health* 50(5):456–463. 2012.
24. Halpern-Felsher BL, Cornell JL, Kropp RY, et al. Oral vs. vaginal sex among adolescents: Perceptions, attitudes, and behavior. *Pediatr* 115:845–51. 2005.
25. Oral sex. *Child Trends Data Bank*. Washington DC. 2005.
26. Lepkowski JM, Mosher WD, Davis KE, Groves RM, Van Hoewyk J. The 2006–2010 National Survey of Family Growth: Sample design and analysis of a continuous survey. *National Center for Health Statistics. Vital Health Stat* 2(150). 2010. Available from: [http://www.cdc.gov/nchs/data/series/sr\\_02/sr02\\_150.pdf](http://www.cdc.gov/nchs/data/series/sr_02/sr02_150.pdf).
27. Groves RM, Mosher WD, Lepkowski JM, Kirgis NM. Planning and development of the continuous National Survey of Family Growth. *National Center for Health Statistics. Vital Health Stat* 1(48). 2009. Available from: [http://www.cdc.gov/nchs/data/series/sr\\_01/sr01\\_048.pdf](http://www.cdc.gov/nchs/data/series/sr_01/sr01_048.pdf).
28. Chandra A, Billioux VG, Copen CE, Sionean C. HIV risk-related behaviors in the United States household population aged 15–44: Data from the National Survey of Family Growth, 2002 and 2006–2010. *National health statistics reports; no 46*. Hyattsville, MD: National Center for Health Statistics. 2012.
29. Turner CF, Ku L, Rogers SM, Lindberg LD, Pleck JH, Sonenstein FL. Adolescent sexual behavior, drug use, and violence: Increased reporting with computer survey technology. *Science* 280(5365):867–73. 1998.
30. Magnusson BM, Masho SW, Lapne KL. Early age at first intercourse and subsequent gaps in contraceptive use. *J Womens Health* 21(1):73–9. 2012.
31. Sneed CD. Sexual risk behavior among early initiators of sexual intercourse. *AIDS Care* 21(11):1395–1400. 2009.
32. De Rosa CJ, Ethier D, Kim DH, et al. Sexual intercourse and oral sex among public middle school students: Prevalence and correlates. *Perspect Sex Reprod Health* 42(3):197–205. 2010.
33. Office of Management and Budget. Revisions to the standards for the classification of federal data on race and ethnicity. *Federal Register* 62FR58781–58790. Statistical Policy Directive 15. 1997.

**Table 1. Percentage reporting specific types of sexual contact with an opposite-sex partner among females and males aged 15–24 years, by selected characteristics: United States, 2007–2010**

Characteristic	Number in thousands	Opposite-sex sexual contact					
		Any sexual contact <sup>1</sup>	Vaginal intercourse	Oral sex			Anal sex
				Any oral sex	Gave oral sex	Received oral sex	
Percent (standard error)							
All females aged 15–24 years <sup>2</sup>	20,895	72.4 (1.2)	67.2 (1.4)	66.0 (1.4)	59.6 (1.4)	62.2 (1.5)	22.2 (1.1)
Age							
15–19 years	10,443	54.5 (1.6)	47.4 (1.7)	47.5 (1.6)	40.6 (1.6)	43.2 (1.6)	13.2 (1.0)
15–17 years	5,740	39.6 (2.3)	31.4 (2.1)	32.6 (2.2)	27.4 (2.0)	28.3 (2.2)	8.4 (1.1)
18–19 years	4,702	72.7 (2.1)	66.7 (2.4)	65.6 (2.3)	56.6 (2.5)	61.3 (2.4)	19.0 (1.8)
20–24 years	10,453	90.2 (1.2)	87.1 (1.5)	84.5 (1.4)	78.6 (1.6)	81.3 (1.6)	31.3 (1.7)
20–21 years	3,985	87.5 (2.3)	83.6 (2.7)	80.7 (2.6)	75.7 (2.7)	77.9 (2.9)	26.2 (2.5)
22–24 years	6,468	91.9 (1.3)	89.3 (1.5)	86.8 (1.6)	80.3 (2.1)	83.4 (1.7)	34.5 (2.2)
Hispanic origin and race							
Hispanic or Latina	3,728	71.0 (2.8)	67.8 (2.6)	59.0 (2.4)	51.6 (2.4)	52.9 (2.7)	18.6 (1.8)
15–19 years	1,949	52.2 (3.7)	47.8 (3.4)	41.8 (3.4)	32.6 (3.5)	37.3 (3.4)	12.9 (2.3)
20–24 years	1,780	92.0 (1.7)	90.0 (2.1)	78.4 (2.8)	73.0 (2.8)	70.6 (3.2)	24.9 (3.0)
Not Hispanic or Latina:							
White, single race	12,129	71.9 (1.9)	65.9 (2.1)	69.4 (1.8)	65.1 (1.8)	65.6 (2.0)	23.9 (1.4)
15–19 years	5,939	53.9 (2.3)	45.2 (2.4)	51.1 (2.3)	46.6 (2.3)	46.1 (2.3)	13.6 (1.4)
20–24 years	6,190	89.0 (1.9)	85.7 (2.2)	86.9 (1.9)	82.9 (2.2)	84.4 (2.0)	33.9 (2.3)
Black or African American, single race	3,088	77.7 (1.5)	73.8 (1.8)	63.3 (2.0)	48.7 (2.7)	61.3 (1.9)	19.5 (2.2)
15–19 years	1,552	62.1 (2.8)	54.9 (2.9)	43.4 (2.9)	29.3 (2.7)	40.4 (2.9)	10.1 (2.4)
20–24 years	1,537	93.2 (1.8)	92.8 (1.9)	83.0 (2.8)	68.1 (4.4)	81.9 (2.9)	28.8 (3.2)
All males aged 15–24 years <sup>2</sup>	21,204	72.5 (1.2)	63.9 (1.2)	65.2 (1.4)	53.9 (1.5)	62.9 (1.3)	23.0 (1.1)
Age							
15–19 years	10,729	58.0 (1.5)	43.7 (1.5)	48.6 (1.7)	35.1 (1.6)	46.7 (1.7)	11.1 (1.0)
15–17 years	6,536	47.3 (2.0)	30.2 (1.9)	37.5 (1.8)	24.2 (1.9)	35.1 (1.8)	5.2 (0.8)
18–19 years	4,194	74.6 (2.2)	64.7 (2.5)	65.9 (2.8)	52.1 (2.9)	64.9 (2.7)	20.3 (2.1)
20–24 years	10,475	87.2 (1.4)	84.5 (1.7)	82.3 (1.6)	73.2 (1.8)	79.6 (1.7)	35.3 (2.2)
20–21 years	4,380	85.9 (2.2)	82.3 (2.5)	80.4 (2.5)	70.2 (3.1)	77.9 (2.5)	28.8 (2.8)
22–24 years	6,095	88.2 (2.2)	86.0 (2.2)	83.6 (2.1)	75.4 (2.3)	80.8 (2.3)	39.9 (2.6)
Hispanic origin and race							
Hispanic or Latino	3,914	75.2 (1.8)	69.1 (2.1)	65.5 (1.8)	51.2 (3.4)	62.3 (1.7)	28.0 (2.2)
15–19 years	2,052	59.3 (3.1)	48.2 (3.3)	51.1 (2.8)	36.4 (3.2)	47.9 (2.8)	13.8 (2.2)
20–24 years	1,862	92.4 (1.8)	92.0 (1.9)	81.7 (3.1)	67.9 (4.2)	78.5 (3.4)	44.0 (3.4)
Not Hispanic or Latino:							
White, single race	12,589	73.1 (1.7)	63.0 (1.8)	67.8 (1.8)	59.6 (2.0)	65.4 (1.9)	24.0 (1.6)
15–19 years	6,202	57.3 (2.2)	40.9 (2.4)	50.0 (2.4)	38.6 (2.3)	48.2 (2.4)	11.1 (1.5)
20–24 years	6,387	88.4 (2.0)	84.4 (2.4)	85.3 (2.3)	80.1 (2.6)	82.5 (2.4)	36.5 (3.0)
Black or African American, single race	2,977	77.0 (2.8)	71.4 (2.7)	63.4 (3.3)	44.0 (2.7)	62.0 (3.2)	19.3 (2.5)
15–19 years	1,596	66.7 (3.9)	56.8 (3.6)	46.7 (3.8)	27.3 (2.8)	45.6 (3.8)	9.9 (2.1)
20–24 years	1,381	88.8 (2.7)	88.1 (2.7)	82.4 (3.3)	63.0 (3.7)	80.5 (3.4)	30.1 (4.4)

<sup>1</sup>Includes vaginal, oral, or anal sex.<sup>2</sup>Includes those of other or multiple-race and origin groups, not shown separately.

NOTE: Percentages reporting specified types of sex may add to more than the percentage reporting "any" because a respondent could report more than one type of sexual contact.

SOURCE: CDC/NCHS, National Survey of Family Growth, 2006–2010. The current report is based on a subsample of interviews from July 2007 to June 2010.

**Table 2. Percent distribution of specific types of sexual contact with an opposite-sex partner and timing of oral sex relative to first vaginal intercourse among females aged 15–24 years, by selected characteristics: United States, 2007–2010**

Characteristic	Number in thousands	Total	Vaginal intercourse, but no oral sex	Oral sex, but no vaginal intercourse	Had both oral sex and vaginal intercourse			
					Oral sex occurred before vaginal intercourse	Oral sex occurred after vaginal intercourse	Oral sex occurred on the same occasion as vaginal intercourse	No sex of any kind with an opposite-sex partner <sup>1</sup>
Percent distribution (standard error)								
All females aged 15–24 years <sup>2</sup> . . . . .	20,895	100.0	6.3 (0.7)	5.1 (0.6)	26.0 (1.2)	27.3 (1.3)	7.4 (0.6)	27.8 (1.2)
Age								
15–19 years . . . . .	10,443	100.0	7.0 (0.9)	7.1 (0.9)	15.8 (1.2)	17.5 (1.2)	6.9 (0.8)	45.8 (1.6)
15–17 years . . . . .	5,740	100.0	6.8 (1.1)	8.1 (1.2)	9.8 (1.1)	11.1 (1.4)	3.3 (0.8)	60.8 (2.3)
18–19 years . . . . .	4,702	100.0	7.2 (1.4)	5.8 (1.3)	23.2 (2.2)	25.3 (2.5)	11.2 (1.7)	27.5 (2.1)
20–24 years . . . . .	10,453	100.0	5.7 (0.8)	3.1 (0.8)	36.2 (1.8)	37.2 (1.9)	8.0 (0.9)	9.9 (1.3)
20–21 years . . . . .	3,985	100.0	6.7 (1.3)	3.9 (1.1)	32.3 (2.6)	35.3 (3.1)	9.2 (1.5)	12.6 (2.4)
22–24 years . . . . .	6,468	100.0	5.1 (1.0)	2.7 (0.9)	38.6 (2.5)	38.3 (2.1)	7.2 (1.1)	8.2 (1.3)
Hispanic origin and race								
Hispanic or Latina . . . . .	3,728	100.0	12.0 (1.4)	3.4 (0.9)	20.3 (2.4)	27.4 (2.3)	7.6 (1.5)	29.4 (2.8)
15–19 years . . . . .	1,949	100.0	10.4 (2.5)	4.5 (1.5)	13.0 (2.3)	17.9 (2.4)	6.2 (2.2)	48.1 (3.7)
20–24 years . . . . .	1,780	100.0	13.8 (2.4)	2.1 (1.1)	28.6 (4.0)	38.1 (3.6)	9.2 (2.2)	8.2 (1.7)
Not Hispanic or Latina:								
White, single race . . . . .	12,129	100.0	2.5 (0.6)	5.9 (0.9)	31.2 (1.7)	25.2 (1.6)	7.0 (1.0)	28.2 (1.9)
15–19 years . . . . .	5,939	100.0	2.8 (0.8)	8.6 (1.3)	19.0 (1.8)	17.0 (1.7)	6.4 (1.1)	46.2 (2.3)
20–24 years . . . . .	6,190	100.0	2.1 (0.9)	3.3 (1.0)	42.8 (2.3)	33.2 (2.2)	7.6 (1.4)	11.0 (1.9)
Black or African American, single race . . . . .	3,088	100.0	14.4 (2.0)	3.5 (1.1)	15.8 (1.8)	35.3 (2.6)	8.2 (1.1)	22.8 (1.5)
15–19 years . . . . .	1,552	100.0	18.5 (2.8)	6.7 (2.2)	12.1 (2.5)	17.2 (2.3)	6.4 (1.5)	39.0 (3.0)
20–24 years . . . . .	1,537	100.0	10.3 (2.2)	0.4 (0.2)	19.5 (2.7)	53.0 (3.8)	10.0 (2.0)	6.8 (1.9)
Age at first vaginal intercourse								
Under 15 years . . . . .	2,653	100.0	6.4 (1.7)	---	25.9 (2.9)	56.3 (3.3)	11.4 (2.1)	---
15–17 years . . . . .	7,178	100.0	7.7 (1.1)	---	40.5 (2.1)	40.3 (1.9)	11.6 (1.3)	---
18 and older . . . . .	3,474	100.0	9.7 (2.0)	---	45.5 (3.4)	34.4 (3.0)	10.3 (1.8)	---
Mother's education								
No high school diploma or GED . . . . .	3,485	100.0	11.6 (1.4)	3.7 (1.1)	21.4 (2.7)	31.3 (2.9)	9.5 (1.7)	22.5 (2.2)
High school diploma or GED . . . . .	5,950	100.0	6.5 (1.1)	3.6 (0.8)	27.8 (2.2)	27.7 (2.4)	6.9 (1.3)	27.5 (2.3)
Some college or higher . . . . .	11,384	100.0	4.7 (0.8)	6.3 (0.9)	26.6 (1.7)	25.8 (1.5)	7.0 (0.9)	29.5 (1.6)
Family structure at age 14 years								
Both biological or adoptive parents . . . . .	12,881	100.0	5.2 (0.7)	6.6 (0.9)	26.1 (1.7)	22.9 (1.4)	6.4 (0.7)	32.9 (1.9)
Other <sup>3</sup> . . . . .	8,014	100.0	8.1 (1.1)	2.7 (0.5)	26.0 (2.0)	34.5 (2.3)	9.0 (1.0)	19.6 (1.4)

--- Category not applicable.

<sup>1</sup>Includes those who have not had vaginal, oral, or anal sexual intercourse.<sup>2</sup>Includes those of other or multiple-race and origin groups, not shown separately.<sup>3</sup>Refers to anything other than two biological or adoptive parents, including single parent, stepparent, and no parents.

NOTES: There were no females aged 15–24 years who had anal sex, but did not also have oral sex or vaginal intercourse. Percentages may not add to 100 due to rounding. GED is General Educational Development high school equivalency diploma.

SOURCE: CDC/NCHS, National Survey of Family Growth, 2006–2010. The current report is based on a subsample of interviews from July 2007 to June 2010.

**Table 3. Percentage reporting specific types of sexual contact with an opposite-sex partner and timing of oral sex relative to first vaginal intercourse among males aged 15–24 years, by selected characteristics: United States, 2007–2010**

Characteristic	Number in thousands	Total	Had both oral sex and vaginal intercourse					
			Vaginal intercourse, but no oral sex	Oral sex, but no vaginal intercourse	Oral sex occurred before vaginal intercourse	Oral sex occurred after vaginal intercourse	Oral sex occurred on the same occasion as vaginal intercourse	No sex of any kind with an opposite-sex partner <sup>1</sup>
Percent distribution (standard error)								
All males aged 15–24 years <sup>2</sup>	21,204	100.0	5.0 (0.8)	6.5 (0.7)	23.6 (1.4)	24.2 (1.2)	12.2 (0.9)	28.5 (1.2)
Age								
15–19 years	10,729	100.0	5.1 (1.0)	10.3 (1.0)	15.4 (1.3)	15.7 (1.0)	9.3 (1.0)	44.2 (1.6)
15–17 years	6,536	100.0	4.7 (1.1)	12.5 (1.4)	10.3 (1.3)	8.4 (1.2)	8.2 (1.2)	56.0 (2.0)
18–19 years	4,194	100.0	5.7 (1.3)	6.9 (1.3)	23.1 (2.4)	26.8 (2.4)	11.1 (1.8)	26.4 (2.3)
20–24 years	10,475	100.0	4.8 (1.1)	2.8 (0.7)	31.7 (2.1)	32.5 (1.9)	15.1 (1.3)	13.0 (1.4)
20–21 years	4,380	100.0	5.3 (1.4)	3.6 (1.2)	28.8 (2.9)	31.6 (2.4)	16.3 (2.5)	14.4 (2.2)
22–24 years	6,095	100.0	4.5 (1.3)	2.1 (0.6)	33.7 (2.7)	33.3 (3.0)	14.3 (1.8)	12.1 (2.2)
Hispanic origin and race								
Hispanic or Latino	3,914	100.0	7.6 (1.4)	4.3 (1.0)	19.0 (1.9)	29.2 (2.1)	13.9 (1.7)	25.9 (1.9)
15–19 years	2,052	100.0	4.9 (1.4)	7.9 (1.8)	13.5 (2.5)	19.8 (2.3)	11.8 (2.1)	42.1 (3.1)
20–24 years	1,862	100.0	10.6 (2.5)	*	25.1 (3.2)	39.6 (4.2)	16.3 (2.6)	8.0 (1.9)
Not Hispanic or Latino:								
White, single race	12,589	100.0	2.8 (0.8)	7.9 (1.0)	26.9 (1.9)	22.3 (1.4)	12.4 (1.3)	27.8 (1.7)
15–19 years	6,202	100.0	2.4 (0.8)	12.1 (1.5)	17.6 (1.8)	14.1 (1.5)	8.7 (1.4)	45.1 (2.4)
20–24 years	6,387	100.0	3.1 (1.3)	4.1 (1.2)	35.4 (2.9)	29.9 (2.2)	15.8 (2.0)	11.7 (2.0)
Black or African American, single race	2,977	100.0	11.9 (2.2)	3.6 (1.0)	17.8 (2.4)	32.7 (2.7)	9.9 (1.5)	24.0 (2.9)
15–19 years	1,596	100.0	16.7 (3.6)	6.3 (1.8)	13.1 (2.7)	20.6 (2.6)	8.3 (2.0)	35.1 (3.9)
20–24 years	1,381	100.0	6.5 (2.2)	*	23.2 (3.4)	46.2 (3.9)	11.8 (2.4)	11.6 (2.7)
Age at first vaginal intercourse								
Under 15 years	3,369	100.0	7.5 (1.7)	---	29.9 (3.0)	35.9 (3.5)	26.7 (3.0)	---
15–17 years	6,674	100.0	6.7 (1.3)	---	36.5 (2.9)	40.4 (2.6)	16.4 (1.6)	---
18 and older	2,885	100.0	9.5 (2.4)	---	44.0 (3.3)	32.9 (3.3)	13.6 (2.7)	---
Mother's education								
No high school diploma or GED	3,079	100.0	8.2 (1.7)	3.1 (1.1)	25.5 (2.6)	24.4 (2.8)	13.7 (2.0)	25.1 (2.5)
High school diploma or GED	6,479	100.0	4.8 (1.1)	5.3 (0.9)	23.2 (2.3)	24.3 (2.2)	12.8 (1.5)	29.6 (2.3)
Some college or higher	11,502	100.0	4.2 (0.9)	8.1 (1.0)	23.1 (1.7)	23.8 (1.6)	11.7 (1.1)	29.1 (1.5)
Family structure at age 14 years								
Both biological or adoptive parents	13,636	100.0	4.8 (0.9)	6.4 (0.9)	22.4 (1.6)	22.8 (1.5)	10.1 (0.9)	33.5 (1.6)
Other <sup>3</sup>	7,568	100.0	5.3 (1.1)	6.6 (0.9)	25.7 (2.0)	26.6 (1.7)	16.0 (1.6)	19.7 (1.8)

\* Figure does not meet standards of reliability or precision.

--- Category not applicable.

<sup>1</sup>Includes those who have not had vaginal, oral, or anal sexual intercourse.<sup>2</sup>Includes those of other or multiple-race and origin groups, not shown separately.<sup>3</sup>Refers to anything other than two biological or adoptive parents, including single parent, stepparent, and no parents.

NOTES: There were no males aged 15–24 years who had anal sex but did not also have oral sex or vaginal intercourse. Percentages may not add to 100 due to rounding. GED is General Educational Development high school equivalency diploma.

SOURCE: CDC/NCHS, National Survey of Family Growth, 2006–2010. The current report is based on a subsample of interviews from July 2007 to June 2010.



**Table 4. Characteristics of females aged 15–24 years, according to the type of sexual contact and timing of oral sex relative to first vaginal intercourse: United States, 2007–2010**

Characteristic	Oral sex, but no vaginal intercourse	Had both oral sex and vaginal intercourse		
		Oral sex occurred before vaginal intercourse	Oral sex occurred after vaginal intercourse	Oral sex occurred on the same occasion as vaginal intercourse
		Number in thousands		
Total . . . . .	1,050	5,366	5,635	1,529
		Percent distribution (standard error)		
Total . . . . .	100.0	100.0	100.0	100.0
Age				
15–19 years. . . . .	69.3 (6.3)	30.4 (2.0)	32.0 (1.9)	46.3 (3.8)
15–17 years . . . . .	43.8 (6.1)	10.4 (1.3)	11.2 (1.4)	12.2 (3.0)
18–19 years . . . . .	25.5 (4.8)	20.1 (1.9)	20.8 (2.0)	34.0 (3.7)
20–24 years. . . . .	30.7 (6.3)	69.6 (2.0)	68.0 (1.9)	53.7 (3.8)
20–21 years . . . . .	14.5 (3.8)	23.8 (2.6)	24.7 (2.6)	23.7 (3.5)
22–24 years . . . . .	16.2 (4.7)	45.8 (2.7)	43.3 (2.7)	30.1 (3.2)
Hispanic origin and race <sup>1</sup>				
Hispanic or Latina . . . . .	11.6 (3.4)	13.6 (1.8)	17.5 (2.5)	17.9 (4.3)
Not Hispanic or Latina:				
White, single race. . . . .	67.7 (5.2)	70.3 (2.5)	54.2 (3.0)	55.5 (4.5)
Black or African American, single race . . . . .	10.1 (3.3)	8.9 (1.2)	18.8 (2.0)	16.2 (3.0)
Age at first vaginal intercourse				
Under 15 years. . . . .	---	13.3 (1.4)	26.8 (2.0)	20.3 (3.9)
15–17 years. . . . .	---	56.1 (2.9)	51.8 (2.1)	55.7 (4.2)
18 and older . . . . .	---	30.6 (2.6)	21.4 (2.0)	24.0 (4.5)
Mother's education				
No high school diploma or GED . . . . .	11.9 (3.6)	13.6 (1.9)	19.0 (2.3)	21.2 (4.4)
High school diploma or GED . . . . .	20.4 (4.1)	30.5 (2.5)	29.1 (2.6)	26.9 (3.9)
Some college or higher. . . . .	67.7 (4.8)	55.9 (3.1)	51.9 (3.1)	52.0 (5.1)
Family structure at age 14 years				
Both biological or adoptive parents. . . . .	79.4 (3.6)	61.7 (2.8)	51.6 (2.5)	53.3 (3.9)
Other <sup>2</sup> . . . . .	20.6 (3.6)	38.3 (2.8)	48.4 (2.5)	46.7 (3.9)

--- Category not applicable.

<sup>1</sup>Includes those of other or multiple-race and origin groups, not shown separately.<sup>2</sup>Refers to anything other than two biological or adoptive parents, including single parent, stepparent, and no parents.

NOTES: Percentages may not add to 100 due to rounding. GED is General Educational Development high school equivalency diploma.

SOURCE: CDC/NCHS, National Survey of Family Growth, 2006–2010. The current report is based on a subsample of interviews from July 2007 to June 2010.

**Table 5. Characteristics of males aged 15–24 years, according to the type of sexual contact and timing of oral sex relative to first vaginal intercourse: United States, 2007–2010**

Characteristic	Oral sex, but no vaginal intercourse	Had both oral sex and vaginal intercourse		
		Oral sex occurred before vaginal intercourse	Oral sex occurred after vaginal intercourse	Oral sex occurred on the same occasion as vaginal intercourse
		Number in thousands		
Total . . . . .	1,321	4,802	4,921	2,493
		Percent distribution (standard error)		
Total . . . . .	100.0	100.0	100.0	100.0
Age				
15–19 years . . . . .	78.5 (4.8)	32.4 (2.6)	32.3 (2.2)	37.9 (3.2)
15–17 years . . . . .	57.5 (5.0)	13.0 (1.7)	10.3 (1.4)	19.9 (2.7)
18–19 years . . . . .	21.0 (3.8)	19.4 (1.9)	21.9 (2.1)	17.9 (2.8)
20–24 years . . . . .	21.5 (4.8)	67.6 (2.6)	67.7 (2.2)	62.1 (3.2)
20–21 years . . . . .	11.8 (3.8)	25.7 (3.1)	27.5 (2.6)	28.0 (4.2)
22–24 years . . . . .	9.7 (2.4)	41.9 (3.1)	40.3 (2.7)	34.1 (3.8)
Hispanic origin and race <sup>1</sup>				
Hispanic or Latina . . . . .	12.2 (3.5)	14.8 (2.3)	22.1 (3.0)	20.8 (3.7)
Not Hispanic or Latina:				
White, single race . . . . .	72.9 (4.8)	67.8 (2.9)	54.9 (3.2)	60.2 (4.0)
Black or African American, single race . . . . .	7.8 (1.9)	10.5 (1.6)	18.8 (2.1)	11.3 (1.9)
Age at first vaginal intercourse				
Under 15 years . . . . .	---	21.4 (2.3)	24.9 (2.2)	37.7 (4.3)
15–17 years . . . . .	---	51.7 (2.8)	55.5 (2.9)	45.9 (4.0)
18 and older . . . . .	---	26.9 (2.8)	19.6 (2.3)	16.4 (3.2)
Mother's education				
No high school diploma or GED . . . . .	7.0 (2.8)	16.1 (2.2)	15.0 (2.0)	16.4 (2.8)
High school diploma or GED . . . . .	25.4 (3.6)	30.7 (2.6)	31.5 (2.9)	32.4 (3.4)
Some college or higher . . . . .	67.6 (4.1)	53.2 (3.0)	53.4 (3.4)	51.2 (4.0)
Family structure at age 14 years				
Both biological or adoptive parents . . . . .	63.1 (4.4)	60.7 (3.0)	60.3 (2.8)	52.9 (3.3)
Other <sup>2</sup> . . . . .	36.9 (4.4)	39.3 (3.0)	39.7 (2.8)	47.1 (3.3)

--- Category not applicable.

<sup>1</sup>Includes those of other or multiple-race and origin groups, not shown separately.

<sup>2</sup>Refers to anything other than two biological or adoptive parents, including single parent, stepparent, and no parents.

NOTES: Percentages may not add to 100 due to rounding. GED is General Educational Development high school equivalency diploma.

SOURCE: CDC/NCHS, National Survey of Family Growth, 2006–2010. The current report is based on a subsample of interviews from July 2007 to June 2010.



**U.S. DEPARTMENT OF  
HEALTH & HUMAN SERVICES**

Centers for Disease Control and Prevention  
National Center for Health Statistics  
3311 Toledo Road  
Hyattsville, MD 20782

FIRST CLASS MAIL  
POSTAGE & FEES PAID  
CDC/NCHS  
PERMIT NO. G-284

OFFICIAL BUSINESS  
PENALTY FOR PRIVATE USE, \$300

---

National Health Statistics Reports ■ Number 56 ■ August 16, 2012

---

**Acknowledgments**

The 2006–2010 National Survey of Family Growth (NSFG) was conducted by the Centers for Disease Control and Prevention's (CDC) National Center for Health Statistics (NCHS) with the support and assistance of a number of other organizations and individuals. Interviewing and other tasks were carried out by the University of Michigan's Survey Research Center, Institute for Social Research, under a contract with NCHS. The 2006–2010 NSFG was jointly planned and funded by the following programs and agencies of the U.S. Departments of Health and Human Services:

- Eunice Kennedy Shriver National Institute for Child Health and Human Development
- Office of Population Affairs
- National Center for Health Statistics (CDC)
- Division of HIV/AIDS Prevention (CDC)
- Division of Sexually Transmitted Disease Prevention (CDC)
- Division of Reproductive Health (CDC)
- Children's Bureau of the Administration for Children and Families
- The Office of the Assistant Secretary for Planning and Evaluation

NCHS gratefully acknowledges the contributions of these programs and agencies and all others who assisted in designing and carrying out the 2006–2010 NSFG.

This report was prepared under the general direction of Charles J. Rothwell, Director of NCHS' Division of Vital Statistics (DVS), and Stephanie J. Ventura, Chief of the Reproductive Statistics Branch of DVS. The authors are also grateful for the valuable comments provided by Stephanie Ventura; Julia Holmes, DVS Associate Director for Science; and Jennifer Madans, NCHS Associate Director for Science. The authors would also like to thank Yashodhara Patel for her helpful contributions to the preparation of this report. This report was typeset by Zung T. Le, graphics produced by Sarah Hinkle, and edited by editor vendor.

---

**Suggested citation**

Copen CE, Chandra A, Martinez G. Prevalence and timing of oral sex with opposite-sex partners among females and males aged 15–24 years: United States, 2007–2010. National health statistics reports; no 56. Hyattsville, MD: National Center for Health Statistics. 2012.

---

**Copyright information**

All material appearing in this report is in the public domain and may be reproduced or copied without permission; citation as to source, however, is appreciated.

---

**National Center for Health Statistics**

Edward J. Sondik, Ph.D., *Director*  
Jennifer H. Madans, Ph.D., *Associate Director  
for Science*

**Division of Vital Statistics**

Charles J. Rothwell, M.S., *Director*

---

For e-mail updates on NCHS publication releases, subscribe online at: <http://www.cdc.gov/nchs/govdelivery.htm>.  
For questions or general information about NCHS: Tel: 1–800–232–4636 • E-mail: [cdcinfo@cdc.gov](mailto:cdcinfo@cdc.gov) • Internet: <http://www.cdc.gov/nchs>

DHHS Publication No. (PHS) 2012–1250 • CS232582