

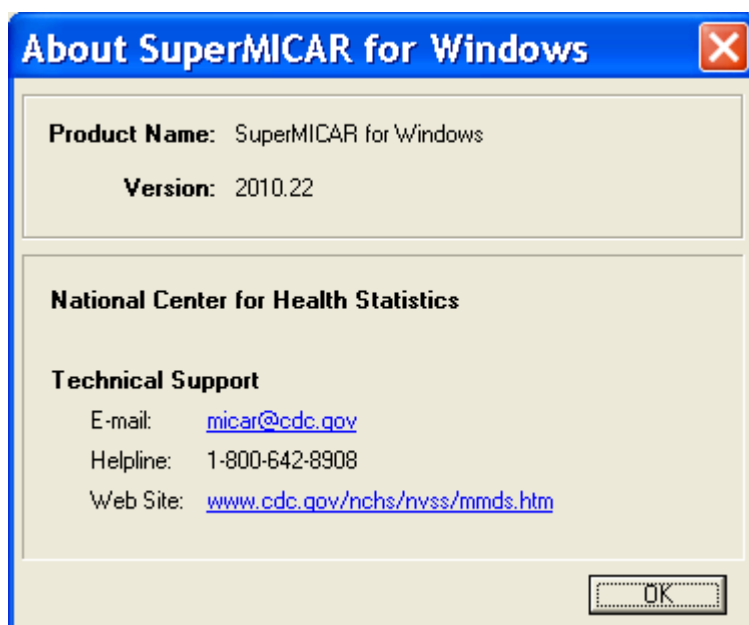
MMDS SuperMICAR Update 2010.22

This update releases a new version of the SuperMICAR program.

This update is required for all states using the MMDS software.

When the new National Vital Statistics Software component for Mortality Medical data goes online in November 2011, data submitted by earlier versions of SuperMICAR will should be rejected by the automated system.

After Installation, the new version number is 2010.22 and it can be seen from the Help menu item ABOUT as shown below.



Following the instructions that follow will install the new SuperMICAR into the following three locations:

- C:\mmds2010\
- C:\MMDS2009\
- C:\MMDS2008

If you are using a non-standard installation, you will need to manually copy the supmicar.exe program from one of those locations to the location where you have SuperMICAR installed.

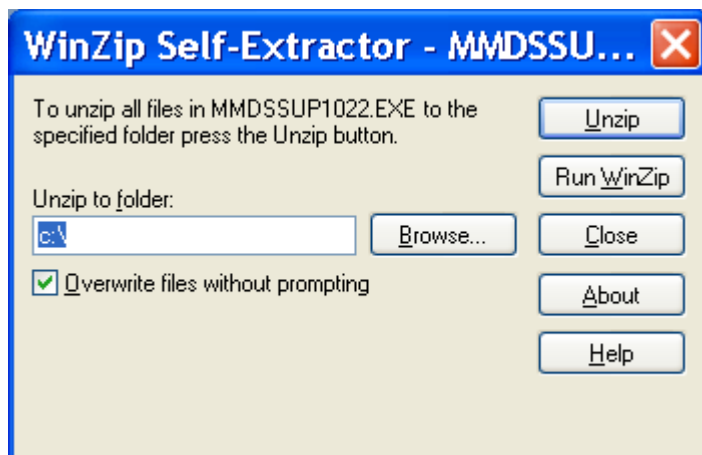
If there are any questions regarding installation, please contact Alex Garcia at 1-800-642-8908 or by email at AGARCIA2@CDC.GOV.

Installing the SuperMICAR 2010.22 Update

The installation should be available online by following the link found at <http://www.cdc.gov/nchs/nvss/mmds.htm>.

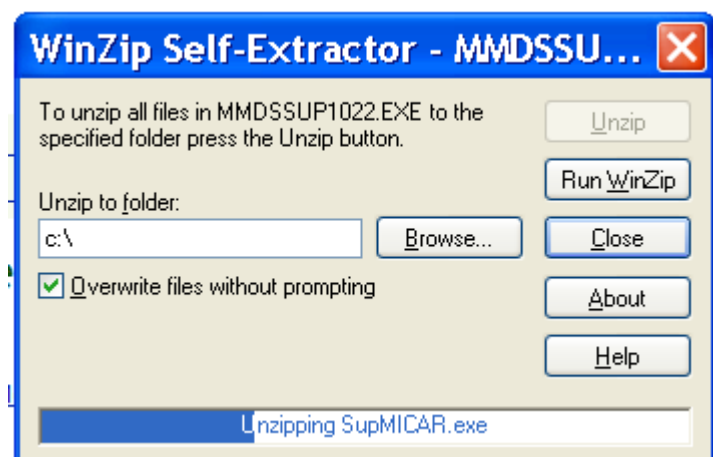
Once there click on the file: MMDSSUP1022.EXE.

This should open a WINZIP Self-Extractor screen.

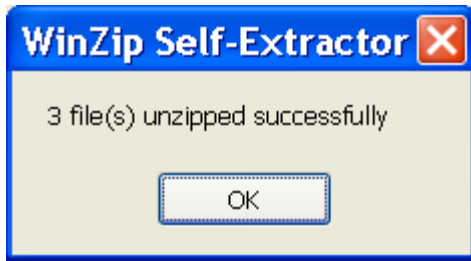


At this screen, click UNZIP to begin the installation.

A meter bar at the bottom will track the installation progress.



When finished, three files will have been extracted.



Click Ok then close to finish the installation.

Verify the installation has been successful by starting SuperMICAR for 2010 and 2009 (2008 if you are still active with that year's data) and checking the About screen as discussed at the beginning of this document.