

CENSUS REPORTS
VOLUME II


TWELFTH CENSUS OF THE UNITED STATES,
TAKEN IN THE YEAR 1900

WILLIAM R. MERRIAM, DIRECTOR

POPULATION

PART II

PREPARED UNDER THE SUPERVISION OF WILLIAM C. HUNT,
CHIEF STATISTICIAN FOR POPULATION



WASHINGTON
UNITED STATES CENSUS OFFICE

1902

LETTER OF TRANSMITTAL.

DEPARTMENT OF THE INTERIOR,
CENSUS OFFICE,

Washington, D. C., June 6, 1902.

SIR:

I have the honor to transmit for publication Part II of the Report on Population.

Part I, which constitutes Volume I of the Census Reports, contains the statistics of population, considered in the aggregate and in detail by sex, general nativity, color, place of birth, parentage, citizenship, and years in the United States.

Part II, which constitutes Volume II of the Census Reports, relates to the following subjects: Ages, in detail; school, militia, and voting ages; conjugal condition; school attendance; illiteracy; inability to speak English; occupations; dwellings and families; and proprietorship of homes.

The presentation of occupations contained in this volume is limited to a statement, by sex, of the number of persons engaged in each specified occupation in the several states and territories, and to the number engaged in certain occupation groups in each of the principal cities of the country, it having been deemed desirable to include in a special report the detailed presentation of the number of persons engaged in gainful occupations in 1900, classified according to general nativity and color, age, conjugal condition, parentage, and months unemployed.

The maps and diagrams contained in this volume have been prepared in the Division of Geography under the supervision of Mr. Henry Gannett, the Geographer of the Census.

Very respectfully,

WILLIAM C. HUNT,
Chief Statistician for Population.

HON. WILLIAM R. MERRIAM,
Director of the Census.

CONTENTS—PART II.

| | Page. |
|---|-------------|
| Maps and diagrams (list) | xiv |
| Letter of transmittal of Chief Statistician for Population to the Director of the Census | xv |
| STATISTICS OF POPULATION. | |
| ELEMENTS OF THE POPULATION | xvii-xxxiv |
| Total population of the United States, classified by general nativity and color, from 1870 to 1900 | xvii, xviii |
| Total population of the United States, classified by sex, general nativity, parentage, and color, in 1900 | xviii |
| Distribution of the population of the United States by sex, general nativity, color, and parentage, from 1850 to 1900 | xix |
| Total population, classified by general nativity and color, by states and territories arranged geographically, in 1900 | xx, xxi |
| Total males, classified by general nativity and color, by states and territories arranged geographically, in 1900 | xxii, xxiii |
| Total females, classified by general nativity and color, by states and territories arranged geographically, in 1900 | xxiv, xxv |
| Total population, classified by parentage and color, by states and territories arranged geographically, in 1900 | xxvi |
| Total males, classified by parentage and color, by states and territories arranged geographically, in 1900 | xxvii |
| Total females, classified by parentage and color, by states and territories arranged geographically, in 1900 | xxviii |
| Native born population, classified by parentage and color, by states and territories arranged geographically, in 1900 | xxix |
| Native born males, classified by parentage and color, by states and territories arranged geographically, in 1900 | xxx |
| Native born females, classified by parentage and color, by states and territories arranged geographically, in 1900 | xxxi |
| Foreign born population, classified by parentage and color, by states and territories arranged geographically, in 1900 | xxxii |
| Foreign born males, classified by parentage and color, by states and territories arranged geographically, in 1900 | xxxiii |
| Foreign born females, classified by parentage and color, by states and territories arranged geographically, in 1900 | xxxiv |
| AGES | xxxv-lxiv |
| Concentration on certain years of age common to every census of population | xxxv |
| Efforts to lessen concentration on certain ages in 1890 and 1900 | xxxv |
| Ages of the aggregate population of the mainland of the United States, classified by sex, general nativity, and color, in 1900 | xxxvi-xxxix |
| Ages of the Chinese, Japanese, and Indian population of the United States, classified by sex, in 1900 | xl, xli |
| Number of males and females in 100,000 native white, foreign white, and colored persons, respectively, reported for each year of age (excluding age unknown), in 1880, 1890, and 1900 | xlii-xliv |
| Number of males and females in 100,000 native white persons of native and foreign parentage, respectively, reported for each year of age (excluding age unknown), in 1890 and 1900 | xlv |
| Excess of native white, foreign white, and colored males and females, respectively, reported for certain years of age, in 1880, 1890, and 1900 | xlvi-xlviii |
| Distribution by age and sex of the aggregate population, and of each of its elements, in 1900 | xlix, l |
| Percentage of the aggregate, native born, and foreign born population reported for each specified age period, by sex, in 1900 | li |
| Ages of the immigrants to the United States, from 1871 to 1900 | li |
| Increase in foreign white population, from 1880 to 1900 | li |
| Percentage of the aggregate population, and of each of its elements, reported for each specified age period, by sex, in 1880, 1890, and 1900 | lii-liv |
| Percentage of the native white population of native and foreign parentage, and of the negro population, reported for each specified age period, by sex, in 1890 and 1900 | liv, lv |
| Percentage of the Chinese, Japanese, and Indian population reported for each specified age period, by sex, in 1900 | lv |
| Losses in the proportion of the population under 25 years of age in 1900, as compared with 1880 and 1890 | lv, lvi |
| Causes for the decline in the proportion of young persons in the total population, in 1900 | lvi-lviii |
| Average age of the population in 1880, 1890, and 1900, and of each element of the population in 1900, by sex | lviii, lix |
| Excess of males (or females), distributed by general nativity and color, in 1900 | lix |
| Excess of males (or females), distributed by general nativity, color, and age periods, in 1900 | lix, lx |
| Excess of males (or females), distributed by general nativity, color, and conjugal condition, in 1900 | lx |
| Excess of males (or females), distributed by general nativity, color, age periods, and conjugal condition, in 1900 | lx, lxi |
| Population reported for each quinquennial age group, distributed by general nativity and color, in 1900 | lxii |
| Persons 95 years of age and over, distributed according to sex, general nativity, and color, in 1880, 1890, and 1900 | lxii, lxiii |
| Persons 95 years of age and over, distributed according to sex, general nativity, color, and place of birth, in 1900 | lxiii, lxiv |

| | Page. |
|---|-----------------|
| PERSONS OF SCHOOL AGE | lxv-lxx |
| School census ages, as provided for by state and territorial laws, in 1900 | lxv |
| Persons of school age, classified by sex, general nativity, and color, in 1900 | lxvi |
| Increase in persons of school age, classified by sex, general nativity, and color, from 1890 to 1900 | lxvi |
| Persons of school age, 5 to 20 years, inclusive, classified by general nativity and color, by states and territories arranged geographically, in 1900 | lxvii |
| Percentage of native and foreign born of total persons of school age, by states and territories arranged geographically, in 1890 and 1900 | lxviii |
| Percentage of native white, foreign white, and colored of total persons of school age, by states and territories arranged geographically, in 1890 and 1900 | lxix, lxx |
| MALES OF MILITIA AGE | lxx-lxxv |
| Increase in males of militia age, classified by general nativity and color, from 1890 to 1900 | lxx |
| Males of militia age, classified by general nativity and color, by states and territories arranged geographically, in 1900 | lxxi |
| Percentage of native and foreign born of total males of militia age, by states and territories arranged geographically, in 1890 and 1900 | lxxii |
| Percentage of native white, foreign white, and colored of total males of militia age, by states and territories arranged geographically, in 1890 and 1900 | lxxiii, lxxiv |
| Males of militia age, classified by general nativity, color, age periods, conjugal condition, and literacy, in 1900 | lxxiv, lxxv |
| MALES OF VOTING AGE ¹ | lxxv-lxxviii |
| Colored males of voting age in detail, by states and territories arranged geographically, in 1900 | lxxv, lxxvi |
| Males of voting age, classified by general nativity, color, age periods, conjugal condition, and literacy, in 1900 | lxxvii, lxxviii |
| CONJUGAL CONDITION | lxxviii-xcii |
| Conjugal condition of the aggregate population of the United States, classified by sex, in 1890 and 1900 | lxxviii, lxxix |
| Conjugal condition of the aggregate population in 1900, classified by sex, general nativity, and color, with percentages for 1890 and 1900 | lxxix, lxxx |
| Relative proportions of males and females for each conjugal condition, in 1890 and 1900 | lxxx |
| Conjugal condition of persons 15 years of age and over, classified by sex, general nativity, and color, in 1890 and 1900 | lxxx, lxxxii |
| Conjugal condition of the male population, in the aggregate and for those 15 years of age and over, by states and territories arranged geographically, in 1900 | lxxxii |
| Conjugal condition of the female population, in the aggregate and for those 15 years of age and over, by states and territories arranged geographically, in 1900 | lxxxiii |
| Percentage of single, married, widowed, divorced, and unknown males and females 15 years of age and over, by states and territories arranged geographically, in 1900 | lxxxiv, lxxxv |
| Conjugal condition of persons 20 years of age and over, classified by sex, general nativity, and color, by geographical divisions, in 1900 | lxxxv, lxxxvi |
| Conjugal condition of persons 15 years of age and over, classified by sex, general nativity, color, and age periods, in 1890 and 1900 | lxxxvii-xcii |
| Number of divorced persons reported in 1890 and 1900, and percentage of divorced of married at each census | xcii |
| SCHOOL ATTENDANCE | xciii-xcvii |
| Total persons attending school during the census year, classified by sex, general nativity, and color, in 1900 | xciii |
| Total persons attending school during the census year, classified by sex, general nativity, color, and age periods, in 1900 | xciii, xciv |
| Percentage of persons attending school of total persons 5 to 9, 10 to 14, and 15 to 20 years of age, respectively, classified by general nativity and color, by states and territories arranged geographically, in 1900 | xciv, xcvi |
| Total persons attending school during the census year, classified by sex, general nativity, color, and months of school attendance, in 1900 | xcvi, xcvi |
| Total persons attending school during the census year, classified by sex, age, and months of school attendance, in 1900 | xcvii |
| ILLITERACY | xcvii-cxxiii |
| Definition of illiteracy as used in the census | xcvii |
| Total illiterate population 10 years of age and over, classified by general nativity, color, and degree of illiteracy, in 1890 and 1900 | xcviii |
| Total illiterate population 10 years of age and over, classified by general nativity and color, in 1880, 1890, and 1900 | xcviii |
| Proportion of illiterates in the aggregate population 10 years of age and over, and in each of its elements, in 1880, 1890, and 1900 | xcviii, xcix |
| Proportion of illiterate males and females in the aggregate population 10 years of age and over, and in each of its elements, in 1900 | xcix |
| Total illiterate population 10 years of age and over, by states and territories arranged geographically, from 1880 to 1900 | c |
| Illiterate male population 10 years of age and over, by states and territories arranged geographically, from 1880 to 1900 | ci |
| Illiterate female population 10 years of age and over, by states and territories arranged geographically, from 1880 to 1900 | cii |
| Illiterate native white population 10 years of age and over, by states and territories arranged geographically, from 1880 to 1900 | cii |
| Illiterate foreign white population 10 years of age and over, by states and territories arranged geographically, from 1880 to 1900 | civ |
| Illiterate colored population 10 years of age and over, by states and territories arranged geographically, from 1880 to 1900 | cv |
| Illiterate native white population of native and foreign parentage, respectively, 10 years of age and over, by states and territories arranged geographically, in 1890 and 1900 | cvi |
| Illiterate native white male and female population of native parentage 10 years of age and over, by states and territories arranged geographically, in 1890 and 1900 | cvii |

¹ See also textual matter relating to Citizenship, and Years in the United States, Report on Population, Census of 1900, Part I, pages cxcviii-cxxxi.

CONTENTS.

| | Page. |
|---|-----------------|
| ILLITERACY—Continued. | |
| Illiterate native white male and female population of foreign parentage 10 years of age and over, by states and territories arranged geographically, in 1890 and 1900 | cviii |
| Illiterate foreign white male and female population 10 years of age and over, by states and territories arranged geographically, in 1890 and 1900 | cix |
| Illiterate negro population 10 years of age and over, classified by sex, by states and territories arranged geographically, in 1900 | cx |
| Illiterate negro population 10 years of age and over, classified by sex, by states and territories arranged geographically, in 1890 | cxi |
| Proportion of illiterates in the several states and territories in 1900, as compared with 1880 and 1890 | cxii |
| Total illiterate population 10 years of age and over, classified by sex, general nativity, color, and age periods, in 1900 | cxiii, cxiv |
| Illiterate native white population of native parentage 10 to 14 and 15 to 19 years of age, respectively, by states and territories arranged geographically, in 1890 and 1900 | cxv |
| Illiterate native white population of foreign parentage 10 to 14 and 15 to 19 years of age, respectively, by states and territories arranged geographically, in 1890 and 1900 | cxvi |
| Illiterate foreign white population 10 to 14 and 15 to 19 years of age, respectively, by states and territories arranged geographically, in 1890 and 1900 | cxvii |
| Illiterate negro population 10 to 14 and 15 to 19 years of age, respectively, by states and territories arranged geographically, in 1890 and 1900 | cxviii |
| Illiterate native white, foreign white, and colored population 10 years of age and over, for cities having 25,000 inhabitants or more, in 1900 | cxix-cxxii |
| Proportion of illiterates, by general nativity and color, in certain Southern cities, in 1900 | cxxiii |
| CAN NOT SPEAK ENGLISH | cxxiii-cxxvii |
| White and colored persons 10 years of age and over who can not speak English, classified by sex, general nativity, and color, in 1900 | cxxiii |
| Proportion of white and colored persons who can not speak English of total white and colored persons 10 years of age and over, in the aggregate and by sex, in 1900 | cxxiv |
| Proportion of total white persons of foreign parentage, including foreign born whites, 10 years of age and over who can not speak English, by states and territories arranged geographically, in 1900 | cxxiv, cxxv |
| White persons of foreign parentage 10 years of age and over who can not speak English, classified according to birthplace of parents, in 1900 | cxxv |
| White persons of foreign parentage 10 years of age and over who can not speak English, distributed according to principal birthplace of parents, for certain states and territories arranged geographically, in 1900 | cxxvi |
| White and colored persons 10 years of age and over who can not speak English, distributed by age periods, in 1900 | cxxvi, cxxvii |
| OCCUPATIONS | cxxvii-clvi |
| The plan of classifying occupations in 1900 as compared with preceding censuses | cxxvii, cxxviii |
| Percentage of persons engaged in gainful occupations of total population, and of population 10 years of age and over, in 1880, 1890, and 1900 | cxxviii |
| Number and percentage of total persons 10 years of age and over engaged in gainful occupations, by states and territories arranged geographically, in 1880, 1890, and 1900 | cxxix |
| Number and percentage of total males 10 years of age and over engaged in gainful occupations, by states and territories arranged geographically, in 1880, 1890, and 1900 | cxxx |
| Number and percentage of total females 10 years of age and over engaged in gainful occupations, by states and territories arranged geographically, in 1880, 1890, and 1900 | cxxxI |
| Proportion of persons 10 years of age and over engaged in gainful occupations in the several states and territories in 1900, as compared with 1880 and 1890 | cxxxii |
| Number and percentage of persons engaged in each class of occupations, in 1880, 1890, and 1900 | cxxxiii, cxxxiv |
| Number and percentage of persons engaged in fishing, mining and quarrying, and manufacturing and mechanical pursuits proper, in 1880, 1890, and 1900 | cxxxiv |
| Total persons 10 years of age and over engaged in gainful occupations, distributed according to the number and percentage engaged in each class of occupations, by states and territories arranged geographically, in 1900 | cxxxv |
| Total persons 10 years of age and over engaged in gainful occupations, distributed according to the number and percentage engaged in each class of occupations, by states and territories arranged geographically, in 1890 | cxxxvi |
| Total persons engaged in manufacturing and mechanical pursuits, distributed according to the number and percentage engaged, respectively, in fishing, mining and quarrying, and manufacturing and mechanical pursuits proper, by states and territories arranged geographically, in 1890 and 1900 | cxxxvii |
| Number of males 10 years of age and over engaged in each class of occupations, by states and territories arranged geographically, in 1890 and 1900 | cxxxviii |
| Number of females 10 years of age and over engaged in each class of occupations, by states and territories arranged geographically, in 1890 and 1900 | cxxxix |
| Percentage of males engaged in each class of occupations of total males 10 years of age and over engaged in gainful occupations, by states and territories arranged geographically, in 1890 and 1900 | cxl |
| Percentage of females engaged in each class of occupations of total females 10 years of age and over engaged in gainful occupations, by states and territories arranged geographically, in 1890 and 1900 | cxli |
| Proportion of persons 10 years of age and over engaged in each class of occupations in the several states and territories in 1900, as compared with 1890 | cxlii, cxliii |
| Number and proportion of males and females engaged in gainful occupations and in each class of occupations, in 1880, 1890, and 1900 | cxliii |
| ✓ Total persons 10 years of age and over in the United States engaged in each specified occupation (in detail), classified by sex, in 1890 and 1900 | cxliii-cxlix |
| Percentage of males and females, respectively, of total persons 10 years of age and over engaged in each class of occupations and in each specified occupation, in 1890 and 1900 | cxlix-clii |
| Number and percentage of total persons, and of males and females, 10 years of age and over engaged in gainful occupations, for cities having 25,000 inhabitants or more, in 1900 | cliii-clvi |

| | Page. |
|---|--------------------|
| DWELLINGS AND FAMILIES | clvi-clxxxvi |
| Definition of a dwelling as used in the census | clvi |
| Total dwellings and persons to a dwelling, in 1880, 1890, and 1900 | clvi |
| Total dwellings and persons to a dwelling, by states and territories arranged geographically, from 1880 to 1900 | clvi, clvii |
| Definition of a family as used in the census | clviii |
| Total families and persons to a family, from 1850 to 1900 | clviii |
| Number of families in 1900, classified by kind of family | clviii |
| Number, population, and average size of each kind of family, by geographical divisions, in 1900 | clviii, clix |
| Excess of families over dwellings, by geographical divisions, in 1880, 1890, and 1900 | clix |
| Total families and persons to a family in 1880, 1890, and 1900, and private families and persons to a private family in 1900, by states and territories arranged geographically | clx |
| Total dwellings and families in 1900, and persons to a dwelling and to a family in 1880, 1890, and 1900, for cities having 25,000 inhabitants or more in 1900 | clxi-clxiv |
| Number and average size of private families, by counties, in 1900 | clxiv-clxxvi |
| Number and population of dwellings with specified numbers of persons in 1900, and percentage of dwellings and of population in dwellings with specified numbers of persons, in 1890 and 1900, by geographical divisions | clxxvii |
| Number of dwellings and population in dwellings, with specified numbers of persons, for cities having 100,000 inhabitants or more, in 1900 | clxxviii |
| Percentage of dwellings and of population in dwellings, with specified numbers of persons, for cities having 100,000 inhabitants or more, in 1890 and 1900 | clxxix, clxxx |
| Number of dwellings and of population contained in dwellings having 1 to 10, 11 to 15, 16 to 20, and 21 or more occupants, for certain cities in 1900, with percentages for 1890 and 1900 | clxxx, clxxxi |
| Number and population of families with specified numbers of persons in 1900, and percentage of families and of population of families with specified numbers of persons in 1890 and 1900, by geographical divisions | clxxxi |
| Number and population of families, with specified numbers of persons, for cities having 100,000 inhabitants or more, in 1900 | clxxxii |
| Percentage of families and of population of families, with specified numbers of persons, for cities having 100,000 inhabitants or more, in 1890 and 1900 | clxxxiii |
| Average number of families to a dwelling, for cities having 100,000 inhabitants or more, in 1890 and 1900 | clxxxiv |
| Number of dwellings containing specified numbers of families in 1900, with percentages for 1890 and 1900, for cities having 100,000 inhabitants or more in 1900 | clxxxiv, clxxxv |
| Number of families in dwellings according to specified numbers of families in 1900, with percentages for 1890 and 1900, for cities having 100,000 inhabitants or more in 1900 | clxxxvi |
| PROPRIETORSHIP OF HOMES | clxxxvii-cexiv |
| Comparison of investigation concerning proprietorship of homes at the present census with that made in 1890 under authority of a special act of Congress | clxxxvii |
| Number and percentage of farm homes of total homes; by states and territories arranged geographically, in 1890 and 1900 | clxxxviii, clxxxix |
| Percentage of families occupying homes for which no return was made as to proprietorship and encumbrance, by states and territories arranged geographically, in 1890 and 1900 | cxc-cxcii |
| Number and percentage of total families occupying owned and hired and free and encumbered homes, in 1890 and 1900 | cxcii, cxciii |
| Number and percentage of total families occupying owned and hired and free and encumbered homes, classified by kind of family, in 1900 | cxciii |
| Total families occupying owned and hired and free and encumbered homes, by states and territories arranged geographically, in 1900 | cxciv, cxcv |
| Private families occupying owned and hired and free and encumbered homes, by states and territories arranged geographically, in 1900 | cxcvi, cxcvii |
| Percentage of total and private families occupying owned and hired and free and encumbered homes, by states and territories arranged geographically, in 1890 and 1900 | cxcviii-cxi |
| Number and percentage of farms operated by owners, managers, and tenants, and of families residing on owned and hired farms, by states and territories arranged geographically, in 1900 | ccii, cciii |
| Number of private families occupying owned and hired and free and encumbered homes, for cities having 100,000 inhabitants or more in 1900 | cciv |
| Percentage of private families occupying owned and hired and free and encumbered homes in 1900, as compared with total families in 1890, for cities having 100,000 inhabitants or more in 1900 | ccv, ccvi |
| Percentage of persons owning and hiring their homes, classified by general nativity and color, in 1890 and 1900 | ccvii, ccviii |
| Percentage of persons owning and hiring their homes, classified by sex, in 1890 and 1900 | ccviii, ccix |
| Percentage of persons owning and hiring their homes, classified by age periods, in 1890 and 1900 | ccx, ccxi |
| Percentage of white persons owning and hiring their homes, distributed for 1900 according to parentage, and for 1890 according to place of birth | ccxii-cexiv |
| THE TERRITORY OF ALASKA | ccxiv-cexvi |
| Enumeration of the population of Alaska at different periods | ccxiv |
| Division of territory in 1900 for purposes of enumeration | ccxiv, ccxv |
| Population of Alaska in 1900, classified by sex, general nativity, and color | ccxv |
| Number and proportion of males and females in each element of the population in 1900 | ccxv |
| Native and foreign born population in 1900, distributed according to principal places of birth | ccxv, ccxvi |
| Persons engaged in gainful occupations in 1900, distributed according to principal occupations | ccxvi |
| Number of dwellings and families in 1900 | ccxvi |
| Number of owned and hired homes occupied by private families in 1900, distributed according to general nativity and color of the proprietors | ccxvi |

CONTENTS.

| | |
|---|-----------------|
| | Page. |
| THE TERRITORY OF HAWAII | ccxvi-ccxx |
| Enumeration of the population of Hawaii at different periods..... | ccxvi, ccxvii |
| Gross area and population of Hawaii in 1900, distributed by islands..... | ccxvii |
| Population of Hawaii in 1900, classified by sex, general nativity, and color..... | ccxvii |
| Number and proportion of males and females in each element of the population in 1900..... | ccxvii |
| Native and foreign born population, distributed according to principal places of birth..... | ccxvii, ccxviii |
| Males of voting age in 1900, distributed by color and citizenship..... | ccxviii |
| Illiterate population in 1900, distributed by sex, general nativity, and color..... | ccxviii |
| Non-English speaking element of the population in 1900, distributed by sex, general nativity, and color..... | ccxviii |
| Persons engaged in gainful occupations in 1900, distributed according to principal occupations..... | ccxviii |
| Number of dwellings and families, and persons to a dwelling and to a family, in 1900..... | ccxviii, ccxix |
| Number of owned and hired homes occupied by private families in 1900, distributed according to general nativity and color of the proprietors..... | ccxix |
| Appendix.—Form of schedule for the enumeration of population..... | ccxxi-ccxxiii |

GENERAL TABLES.

| | |
|---|-------|
| AGES | 1-150 |
| Table 1.—Ages of the aggregate population of the United States, classified by sex, general nativity, and color: 1900..... | 2-5 |
| Table 2.—Ages of the aggregate population, classified by sex, general nativity, and color, by states and territories: 1900..... | 6-109 |

| | Page. | | Page. |
|---------------------------|--------|---------------------|----------|
| Alabama..... | 6, 7 | Missouri..... | 58, 59 |
| Alaska..... | 8, 9 | Montana..... | 60, 61 |
| Arizona..... | 10, 11 | Nebraska..... | 62, 63 |
| Arkansas..... | 12, 13 | Nevada..... | 64, 65 |
| California..... | 14, 15 | New Hampshire..... | 66, 67 |
| Colorado..... | 16, 17 | New Jersey..... | 68, 69 |
| Connecticut..... | 18, 19 | New Mexico..... | 70, 71 |
| Delaware..... | 20, 21 | New York..... | 72, 73 |
| District of Columbia..... | 22, 23 | North Carolina..... | 74, 75 |
| Florida..... | 24, 25 | North Dakota..... | 76, 77 |
| Georgia..... | 26, 27 | Ohio..... | 78, 79 |
| Hawaii..... | 28, 29 | Oklahoma..... | 80, 81 |
| Idaho..... | 30, 31 | Oregon..... | 82, 83 |
| Illinois..... | 32, 33 | Pennsylvania..... | 84, 85 |
| Indiana..... | 34, 35 | Rhode Island..... | 86, 87 |
| Indian Territory..... | 36, 37 | South Carolina..... | 88, 89 |
| Iowa..... | 38, 39 | South Dakota..... | 90, 91 |
| Kansas..... | 40, 41 | Tennessee..... | 92, 93 |
| Kentucky..... | 42, 43 | Texas..... | 94, 95 |
| Louisiana..... | 44, 45 | Utah..... | 96, 97 |
| Maine..... | 46, 47 | Vermont..... | 98, 99 |
| Maryland..... | 48, 49 | Virginia..... | 100, 101 |
| Massachusetts..... | 50, 51 | Washington..... | 102, 103 |
| Michigan..... | 52, 53 | West Virginia..... | 104, 105 |
| Minnesota..... | 54, 55 | Wisconsin..... | 106, 107 |
| Mississippi..... | 56, 57 | Wyoming..... | 108, 109 |

| | |
|--|----------|
| Table 3.—Ages by periods of years of the aggregate population, classified by sex, by states and territories: 1900..... | 110, 111 |
| Table 4.—Ages by periods of years of the native white population of native parentage, classified by sex, by states and territories: 1900..... | 112, 113 |
| Table 5.—Ages by periods of years of the native white population of foreign parentage, classified by sex, by states and territories: 1900..... | 114, 115 |
| Table 6.—Ages by periods of years of the foreign white population, classified by sex, by states and territories: 1900..... | 116, 117 |
| Table 7.—Ages by periods of years of the colored population, classified by sex, by states and territories: 1900..... | 118, 119 |
| Table 8.—Ages by periods of years of the negro population, classified by sex, by states and territories: 1900..... | 120, 121 |
| Table 9.—Ages by periods of years of the aggregate population, classified by sex, general nativity, and color, for cities having 25,000 inhabitants or more: 1900..... | 122-149 |
| SCHOOL, MILITIA, AND VOTING AGES ¹ | 151-250 |
| Table 10.—Persons of school age, 5 to 17 years, inclusive, by general nativity and color, by states and territories: 1900..... | 153 |
| Table 11.—Persons of school age, 18 to 20 years, inclusive, by general nativity and color, by states and territories: 1900..... | 154 |
| Table 12.—Persons of school age, 5 to 20 years, inclusive, by general nativity and color, by states and territories: 1900..... | 155 |
| Table 13.—Males of school age, 5 to 17 years, inclusive, by general nativity and color, by states and territories: 1900..... | 156 |
| Table 14.—Females of school age, 5 to 17 years, inclusive, by general nativity and color, by states and territories: 1900..... | 157 |
| Table 15.—Males of school age, 18 to 20 years, inclusive, by general nativity and color, by states and territories: 1900..... | 158 |
| Table 16.—Females of school age, 18 to 20 years, inclusive, by general nativity and color, by states and territories: 1900..... | 159 |
| Table 17.—Males of school age, 5 to 20 years, inclusive, by general nativity and color, by states and territories: 1900..... | 160 |
| Table 18.—Females of school age, 5 to 20 years, inclusive, by general nativity and color, by states and territories: 1900..... | 161 |

¹See also general tables relating to Citizenship, and Years in the United States, Report on Population, Census of 1900, Part I, pages 907-1006.

SCHOOL, MILITIA, AND VOTING AGES—Continued.

| | |
|---|-------------------|
| Table 19.—Persons of school age, 5 to 20 years, inclusive, by general nativity and color, for cities having 25,000 inhabitants or more: 1900..... | Page. 162, 163 |
| Table 20.—Males of school age, 5 to 20 years, inclusive, by general nativity and color, for cities having 25,000 inhabitants or more: 1900..... | 164, 165 |
| Table 21.—Females of school age, 5 to 20 years, inclusive, by general nativity and color, for cities having 25,000 inhabitants or more: 1900..... | 166, 167 |
| Table 22.—Males of militia age, by general nativity and color, by states and territories: 1900..... | 168 |
| Table 23.—Males of militia age, by general nativity and color, for cities having 25,000 inhabitants or more: 1900..... | 169, 170 |
| Table 24.—Males of voting age, by general nativity and color, by states and territories: 1900..... | 171 |
| Table 25.—Males of voting age, by general nativity and color, for cities having 25,000 inhabitants or more: 1900..... | 172, 173 |
| Table 26.—Persons of school, militia, and voting ages, by sex, general nativity, and color, by counties: 1900..... | 174-210 |

| | Page. | | Page. |
|---------------------------|----------|---------------------|----------|
| Alabama..... | 174 | Missouri..... | 191, 192 |
| Alaska..... | 174 | Montana..... | 193 |
| Arizona..... | 174, 175 | Nebraska..... | 193, 194 |
| Arkansas..... | 175 | Nevada..... | 194 |
| California..... | 176 | New Hampshire..... | 194 |
| Colorado..... | 176, 177 | New Jersey..... | 194, 195 |
| Connecticut..... | 177 | New Mexico..... | 195 |
| Delaware..... | 177 | New York..... | 195, 196 |
| District of Columbia..... | 177 | North Carolina..... | 196, 197 |
| Florida..... | 177, 178 | North Dakota..... | 197 |
| Georgia..... | 178, 179 | Ohio..... | 197, 198 |
| Hawaii..... | 180 | Oklahoma..... | 199 |
| Idaho..... | 180 | Oregon..... | 199 |
| Illinois..... | 180, 181 | Pennsylvania..... | 199, 200 |
| Indiana..... | 181, 182 | Rhode Island..... | 200 |
| Indian Territory..... | 182 | South Carolina..... | 200, 201 |
| Iowa..... | 183, 184 | South Dakota..... | 201, 202 |
| Kansas..... | 184, 185 | Tennessee..... | 202, 203 |
| Kentucky..... | 185-187 | Texas..... | 203-206 |
| Louisiana..... | 187 | Utah..... | 206 |
| Maine..... | 187 | Vermont..... | 206, 207 |
| Maryland..... | 188 | Virginia..... | 207, 208 |
| Massachusetts..... | 188 | Washington..... | 208 |
| Michigan..... | 188, 189 | West Virginia..... | 209 |
| Minnesota..... | 189, 190 | Wisconsin..... | 209, 210 |
| Mississippi..... | 190, 191 | Wyoming..... | 210 |

Table 27.—Persons of school, militia, and voting ages, by sex, general nativity, and color, for places having 2,500 inhabitants or more: 1900..... 211-249

| | Page. | | Page. |
|---------------------------|----------|---------------------|----------|
| Alabama..... | 211 | Missouri..... | 228, 229 |
| Alaska..... | 211 | Montana..... | 229 |
| Arizona..... | 211 | Nebraska..... | 229 |
| Arkansas..... | 211 | Nevada..... | 229 |
| California..... | 211, 212 | New Hampshire..... | 229, 230 |
| Colorado..... | 212, 213 | New Jersey..... | 230-232 |
| Connecticut..... | 213, 214 | New Mexico..... | 232 |
| Delaware..... | 214 | New York..... | 232-236 |
| District of Columbia..... | 214 | North Carolina..... | 236 |
| Florida..... | 214 | North Dakota..... | 236 |
| Georgia..... | 214, 215 | Ohio..... | 236-239 |
| Hawaii..... | 215 | Oklahoma..... | 239 |
| Idaho..... | 215 | Oregon..... | 239 |
| Illinois..... | 215-217 | Pennsylvania..... | 239-244 |
| Indiana..... | 217, 218 | Rhode Island..... | 244 |
| Indian Territory..... | 218 | South Carolina..... | 244, 245 |
| Iowa..... | 218, 219 | South Dakota..... | 245 |
| Kansas..... | 219, 220 | Tennessee..... | 245, 246 |
| Kentucky..... | 220 | Texas..... | 246 |
| Louisiana..... | 220, 221 | Utah..... | 246, 247 |
| Maine..... | 221, 222 | Vermont..... | 247 |
| Maryland..... | 222 | Virginia..... | 247 |
| Massachusetts..... | 222-225 | Washington..... | 247, 248 |
| Michigan..... | 225, 226 | West Virginia..... | 248 |
| Minnesota..... | 226, 227 | Wisconsin..... | 248, 249 |
| Mississippi..... | 227 | Wyoming..... | 249 |

CONTENTS.

| | | |
|---|-------|----------|
| CONJUGAL CONDITION | Page. | 251-348 |
| Table 28.—Conjugal condition of the aggregate population, classified by sex, by states and territories: 1900..... | | 253 |
| Table 29.—Conjugal condition of the aggregate population of the United States, classified by sex, general nativity, color, and age periods: 1900 | | 254, 255 |
| Table 30.—Conjugal condition of the aggregate population, classified by sex, general nativity, color, and age periods, by states and territories: 1900..... | | 256-307 |

| | Page. | | Page. |
|---------------------------|-------|---------------------|-------|
| Alabama..... | 256 | Missouri..... | 282 |
| Alaska..... | 257 | Montana..... | 283 |
| Arizona..... | 258 | Nebraska..... | 284 |
| Arkansas..... | 259 | Nevada..... | 285 |
| California..... | 260 | New Hampshire..... | 286 |
| Colorado..... | 261 | New Jersey..... | 287 |
| Connecticut..... | 262 | New Mexico..... | 288 |
| Delaware..... | 263 | New York..... | 289 |
| District of Columbia..... | 264 | North Carolina..... | 290 |
| Florida..... | 265 | North Dakota..... | 291 |
| Georgia..... | 266 | Ohio..... | 292 |
| Hawaii..... | 267 | Oklahoma..... | 293 |
| Idaho..... | 268 | Oregon..... | 294 |
| Illinois..... | 269 | Pennsylvania..... | 295 |
| Indiana..... | 270 | Rhode Island..... | 296 |
| Indian Territory..... | 271 | South Carolina..... | 297 |
| Iowa..... | 272 | South Dakota..... | 298 |
| Kansas..... | 273 | Tennessee..... | 299 |
| Kentucky..... | 274 | Texas..... | 300 |
| Louisiana..... | 275 | Utah..... | 301 |
| Maine..... | 276 | Vermont..... | 302 |
| Maryland..... | 277 | Virginia..... | 303 |
| Massachusetts..... | 278 | Washington..... | 304 |
| Michigan..... | 279 | West Virginia..... | 305 |
| Minnesota..... | 280 | Wisconsin..... | 306 |
| Mississippi..... | 281 | Wyoming..... | 307 |

| | |
|---|----------|
| Table 31.—Conjugal condition of the aggregate population, classified by sex, for cities having 25,000 inhabitants or more: 1900..... | 308, 309 |
| Table 32.—Conjugal condition of the aggregate population, classified by sex, general nativity, color, and age periods, for cities having 100,000 inhabitants or more: 1900..... | 310-348 |

| | Page. | | Page. |
|------------------------|-------|---|-------|
| Allegheny, Pa..... | 310 | New Haven, Conn..... | 330 |
| Baltimore, Md..... | 311 | New Orleans, La..... | 331 |
| Boston, Mass..... | 312 | New York, N. Y..... | 332 |
| Buffalo, N. Y..... | 313 | Manhattan and Bronx boroughs..... | 333 |
| Chicago, Ill..... | 314 | Brooklyn borough..... | 334 |
| Cincinnati, Ohio..... | 315 | Omaha, Nebr..... | 335 |
| Cleveland, Ohio..... | 316 | Paterson, N. J..... | 336 |
| Columbus, Ohio..... | 317 | Philadelphia, Pa..... | 337 |
| Denver, Colo..... | 318 | Pittsburg, Pa..... | 338 |
| Detroit, Mich..... | 319 | Providence, R. I..... | 339 |
| Fall River, Mass..... | 320 | Rochester, N. Y..... | 340 |
| Indianapolis, Ind..... | 321 | St. Joseph, Mo..... | 341 |
| Jersey City, N. J..... | 322 | St. Louis, Mo..... | 342 |
| Kansas City, Mo..... | 323 | St. Paul, Minn..... | 343 |
| Los Angeles, Cal..... | 324 | San Francisco, Cal..... | 344 |
| Louisville, Ky..... | 325 | Scranton, Pa..... | 345 |
| Memphis, Tenn..... | 326 | Syracuse, N. Y..... | 346 |
| Milwaukee, Wis..... | 327 | Toledo, Ohio..... | 347 |
| Minneapolis, Minn..... | 328 | Washington, D. C. (See table 30, page 264.) | |
| Newark, N. J..... | 329 | Worcester, Mass..... | 348 |

| | |
|---|---------|
| SCHOOL ATTENDANCE..... | 349-410 |
| Table 33.—Total persons attending school during the census year, classified by general nativity and color, by states and territories: 1900..... | 351 |
| Table 34.—Total persons attending school during the census year, classified by sex and age periods, by states and territories: 1900..... | 352 |
| Table 35.—White persons attending school during the census year, classified by sex and age periods, by states and territories: 1900..... | 353 |

| | Page. |
|--|----------|
| SCHOOL ATTENDANCE—Continued. | |
| Table 36.—Native white persons attending school during the census year, classified by sex and age periods, by states and territories: 1900..... | 354 |
| Table 37.—Native white persons of native parentage attending school during the census year, classified by sex and age periods, by states and territories: 1900..... | 355 |
| Table 38.—Native white persons of foreign parentage attending school during the census year, classified by sex and age periods, by states and territories: 1900..... | 356 |
| Table 39.—Foreign white persons attending school during the census year, classified by sex and age periods, by states and territories: 1900..... | 357 |
| Table 40.—Colored persons attending school during the census year, classified by sex and age periods, by states and territories: 1900..... | 358 |
| Table 41.—Negro persons attending school during the census year, classified by sex and age periods, by states and territories: 1900..... | 359 |
| Table 42.—Total persons attending school during the census year, classified by sex, age periods, and months of school attendance, by states and territories: 1900..... | 360-363 |
| Table 43.—Native white persons of native parentage attending school during the census year, classified by sex, age periods, and months of school attendance, by states and territories: 1900..... | 364-367 |
| Table 44.—Native white persons of foreign parentage attending school during the census year, classified by sex, age periods, and months of school attendance, by states and territories: 1900..... | 368-371 |
| Table 45.—Foreign white persons attending school during the census year, classified by sex, age periods, and months of school attendance, by states and territories: 1900..... | 372-375 |
| Table 46.—Colored persons attending school during the census year, classified by sex, age periods, and months of school attendance, by states and territories: 1900..... | 376-379 |
| Table 47.—Negro persons attending school during the census year, classified by sex, age periods, and months of school attendance, by states and territories: 1900..... | 380-383 |
| Table 48.—Total persons in the United States attending school during the census year, classified by sex, general nativity, color, age periods, and months of school attendance: 1900..... | 384, 385 |
| Table 49.—Total persons attending school during the census year, classified by sex and age periods, for cities having 25,000 inhabitants or more: 1900..... | 386, 387 |
| Table 50.—Native white persons of native parentage attending school during the census year, classified by sex and age periods, for cities having 25,000 inhabitants or more: 1900..... | 388, 389 |
| Table 51.—Native white persons of foreign parentage attending school during the census year, classified by sex and age periods, for cities having 25,000 inhabitants or more: 1900..... | 390, 391 |
| Table 52.—Foreign white persons attending school during the census year, classified by sex and age periods, for cities having 25,000 inhabitants or more: 1900..... | 392, 393 |
| Table 53.—Colored persons attending school during the census year, classified by sex and age periods, for cities having 25,000 inhabitants or more: 1900..... | 394, 395 |
| Table 54.—Negro persons attending school during the census year, classified by sex and age periods, for cities having 25,000 inhabitants or more: 1900..... | 396, 397 |
| Table 55.—Total persons attending school during the census year, classified by sex, age periods, and months of school attendance, for cities having 25,000 inhabitants or more: 1900..... | 398-410 |
| ILLITERACY..... | 411-488 |
| Table 56.—Total illiterate population 10 years of age and over, classified by general nativity and color, by states and territories: 1900..... | 413 |
| Table 57.—Total illiterate population 10 years of age and over, classified by sex and degree of illiteracy, by states and territories: 1900..... | 414 |
| Table 58.—Illiterate white population 10 years of age and over, classified by sex and degree of illiteracy, by states and territories: 1900..... | 415 |
| Table 59.—Illiterate native white population 10 years of age and over, classified by sex and degree of illiteracy, by states and territories: 1900..... | 416 |
| Table 60.—Illiterate native white population of native parentage 10 years of age and over, classified by sex and degree of illiteracy, by states and territories: 1900..... | 417 |
| Table 61.—Illiterate native white population of foreign parentage 10 years of age and over, classified by sex and degree of illiteracy, by states and territories: 1900..... | 418 |
| Table 62.—Illiterate foreign white population 10 years of age and over, classified by sex and degree of illiteracy, by states and territories: 1900..... | 419 |
| Table 63.—Illiterate colored population 10 years of age and over, classified by sex and degree of illiteracy, by states and territories: 1900..... | 420 |
| Table 64.—Illiterate negro population 10 years of age and over, classified by sex and degree of illiteracy, by states and territories: 1900..... | 421 |
| Table 65.—Total illiterate population 10 years of age and over, classified by sex and age periods, by states and territories: 1900..... | 422, 423 |
| Table 66.—Illiterate white population 10 years of age and over, classified by sex and age periods, by states and territories: 1900..... | 424, 425 |
| Table 67.—Illiterate native white population 10 years of age and over, classified by sex and age periods, by states and territories: 1900..... | 426, 427 |
| Table 68.—Illiterate native white population of native parentage 10 years of age and over, classified by sex and age periods, by states and territories: 1900..... | 428, 429 |

CONTENTS.

ILLITERACY—Continued.

| | Page. |
|---|----------|
| Table 69.—Illiterate native white population of foreign parentage 10 years of age and over, classified by sex and age periods, by states and territories: 1900..... | 430, 431 |
| Table 70.—Illiterate foreign white population 10 years of age and over, classified by sex and age periods, by states and territories: 1900 | 432, 433 |
| Table 71.—Illiterate colored population 10 years of age and over, classified by sex and age periods, by states and territories: 1900 | 434, 435 |
| Table 72.—Illiterate negro population 10 years of age and over, classified by sex and age periods, by states and territories: 1900 | 436, 437 |
| Table 73.—Total illiterate population 10 years of age and over in the United States, classified by degree of illiteracy, general nativity, color, sex, and age periods: 1900..... | 438, 439 |
| Table 74.—Total illiterate population 10 years of age and over, classified by sex and degree of illiteracy, for cities having 25,000 inhabitants or more: 1900..... | 440, 441 |
| Table 75.—Illiterate native white population of native parentage 10 years of age and over, classified by sex and degree of illiteracy, for cities having 25,000 inhabitants or more: 1900..... | 442, 443 |
| Table 76.—Illiterate native white population of foreign parentage 10 years of age and over, classified by sex and degree of illiteracy, for cities having 25,000 inhabitants or more: 1900..... | 444, 445 |
| Table 77.—Illiterate foreign white population 10 years of age and over, classified by sex and degree of illiteracy, for cities having 25,000 inhabitants or more: 1900 | 446, 447 |
| Table 78.—Illiterate colored population 10 years of age and over, classified by sex and degree of illiteracy, for cities having 25,000 inhabitants or more: 1900..... | 448, 449 |
| Table 79.—Total illiterate population 10 years of age and over, classified by sex and age periods, for cities having 25,000 inhabitants or more: 1900..... | 450-453 |
| Table 80.—Illiterate native white population of native parentage 10 years of age and over, classified by sex and age periods, for cities having 25,000 inhabitants or more: 1900..... | 454-457 |
| Table 81.—Illiterate native white population of foreign parentage 10 years of age and over, classified by sex and age periods, for cities having 25,000 inhabitants or more: 1900..... | 458-461 |
| Table 82.—Illiterate foreign white population 10 years of age and over, classified by sex and age periods, for cities having 25,000 inhabitants or more: 1900..... | 462-465 |
| Table 83.—Illiterate colored population 10 years of age and over, classified by sex and age periods, for cities having 25,000 inhabitants or more: 1900..... | 466-469 |
| Table 84.—Total illiterate population 10 years of age and over, classified by general nativity and color, by counties: 1900.. | 470-488 |

| | Page. | | Page. |
|---------------------------|----------|---------------------|----------|
| Alabama..... | 470 | Missouri..... | 478, 479 |
| Alaska..... | 470 | Montana..... | 479 |
| Arizona..... | 470 | Nebraska..... | 479, 480 |
| Arkansas..... | 470, 471 | Nevada..... | 480 |
| California..... | 471 | New Hampshire..... | 480 |
| Colorado..... | 471 | New Jersey..... | 480 |
| Connecticut..... | 471 | New Mexico..... | 480 |
| Delaware..... | 471 | New York..... | 480, 481 |
| District of Columbia..... | 471 | North Carolina..... | 481 |
| Florida..... | 471, 472 | North Dakota..... | 481 |
| Georgia..... | 472, 473 | Ohio..... | 481, 482 |
| Hawaii..... | 473 | Oklahoma..... | 482 |
| Idaho..... | 473 | Oregon..... | 482 |
| Illinois..... | 473 | Pennsylvania..... | 482, 483 |
| Indiana..... | 473, 474 | Rhode Island..... | 483 |
| Indian Territory..... | 474 | South Carolina..... | 483 |
| Iowa..... | 474, 475 | South Dakota..... | 483, 484 |
| Kansas..... | 475 | Tennessee..... | 484 |
| Kentucky..... | 475, 476 | Texas..... | 484-486 |
| Louisiana..... | 476 | Utah..... | 486 |
| Maine..... | 476, 477 | Vermont..... | 486 |
| Maryland..... | 477 | Virginia..... | 486, 487 |
| Massachusetts..... | 477 | Washington..... | 487 |
| Michigan..... | 477 | West Virginia..... | 487 |
| Minnesota..... | 477, 478 | Wisconsin..... | 487, 488 |
| Mississippi..... | 478 | Wyoming..... | 488 |

| | |
|--|----------------|
| CAN NOT SPEAK ENGLISH..... | 489-502 |
| Table 85.—White and colored persons 10 years of age and over who can not speak English, classified by sex, general nativity, and color, by states and territories: 1900..... | 490, 491 |
| Table 86.—Native white persons of foreign parentage 10 years of age and over who can not speak English, classified by sex and age periods, by states and territories: 1900 | 492, 493 |
| Table 87.—Foreign white persons 10 years of age and over who can not speak English, classified by sex and age periods, by states and territories: 1900..... | 494, 495 |
| Table 88.—Chinese persons 10 years of age and over who can not speak English, classified by sex and age periods, by states and territories: 1900..... | 496, 497 |

CAN NOT SPEAK ENGLISH—Continued.

| | Page. |
|--|----------|
| Table 89.—Japanese and Indian persons 10 years of age and over who can not speak English, classified by sex and age periods, by states and territories: 1900 | 498, 499 |
| Table 90.—White and colored persons 10 years of age and over who can not speak English, classified by sex, general nativity, and color, for cities having 25,000 inhabitants or more: 1900 | 500, 501 |
| OCCUPATIONS | |
| Table 91.—Total persons 10 years of age and over in the United States engaged in each specified occupation (in detail), classified by sex: 1900 | 503-602 |
| Table 92.—Total persons 10 years of age and over engaged in gainful occupations and in each class of occupations, classified by sex, by states and territories: 1900 | 505-507 |
| Table 93.—Total persons 10 years of age and over engaged in each specified occupation (in detail), classified by sex, by states and territories: 1900 | 508, 509 |
| Table 94.—Total persons 10 years of age and over engaged in each specified occupation, classified by sex, for cities having 25,000 inhabitants or more: 1900 | 510-549 |
| Table 95.—Total persons 10 years of age and over engaged in each specified occupation, classified by sex, for cities having 25,000 inhabitants or more: 1900 | 550-601 |
| DWELLINGS AND FAMILIES | |
| Table 96.—Population, dwellings, and families (by kind), by states and territories: 1900 | 603-660 |
| Table 97.—Population, dwellings, and families (by kind), for cities having 25,000 inhabitants or more: 1900 | 605 |
| Table 98.—Persons to a dwelling, in detail, by states and territories: 1900 | 606, 607 |
| Table 99.—Persons to a dwelling, in detail, for cities having 25,000 inhabitants or more: 1900 | 608 |
| Table 100.—Persons to a family, in detail, by states and territories: 1900 | 609, 610 |
| Table 101.—Persons to a family, in detail, for cities having 25,000 inhabitants or more: 1900 | 611 |
| Table 102.—Number of dwellings having specified number of families, with average number of families to a dwelling, for cities having 50,000 inhabitants or more, and by wards for certain cities: 1900 | 612, 613 |
| Table 103.—Number of families in dwellings according to specified number of families, for cities having 50,000 inhabitants or more, and by wards for certain cities: 1900 | 614-617 |
| Table 104.—Number of families in dwellings according to specified number of families, for cities having 50,000 inhabitants or more, and by wards for certain cities: 1900 | 618-621 |
| Table 105.—Population, dwellings, and families, by counties: 1900 | 622-639 |

| | Page. | | Page. |
|----------------------------|----------|----------------------|----------|
| Alabama | 622 | Missouri | 630, 631 |
| Alaska | 622 | Montana | 631 |
| Arizona | 622 | Nebraska | 631, 632 |
| Arkansas | 622, 623 | Nevada | 632 |
| California | 623 | New Hampshire | 632 |
| Colorado | 623 | New Jersey | 632 |
| Connecticut | 623 | New Mexico | 632 |
| Delaware | 623 | New York | 632 |
| District of Columbia | 623 | North Carolina | 632, 633 |
| Florida | 623, 624 | North Dakota | 633 |
| Georgia | 624, 625 | Ohio | 633, 634 |
| Hawaii | 625 | Oklahoma | 634 |
| Idaho | 625 | Oregon | 634 |
| Illinois | 625 | Pennsylvania | 634, 635 |
| Indiana | 625, 626 | Rhode Island | 635 |
| Indian Territory | 626 | South Carolina | 635 |
| Iowa | 626, 627 | South Dakota | 635 |
| Kansas | 627 | Tennessee | 635, 636 |
| Kentucky | 627, 628 | Texas | 636, 637 |
| Louisiana | 628 | Utah | 637, 638 |
| Maine | 628 | Vermont | 638 |
| Maryland | 628, 629 | Virginia | 638 |
| Massachusetts | 629 | Washington | 638, 639 |
| Michigan | 629 | West Virginia | 639 |
| Minnesota | 629, 630 | Wisconsin | 639 |
| Mississippi | 630 | Wyoming | 639 |

| | |
|---|---------|
| Table 104.—Population, dwellings, and families, for places having 2,500 inhabitants or more: 1900 | 640-659 |
|---|---------|

| | Page. | | Page. |
|----------------------------|----------|------------------------|----------|
| Alabama | 640 | Indiana | 643 |
| Alaska | 640 | Indian Territory | 643 |
| Arizona | 640 | Iowa | 643, 644 |
| Arkansas | 640 | Kansas | 644 |
| California | 640 | Kentucky | 644 |
| Colorado | 640, 641 | Louisiana | 645 |
| Connecticut | 641 | Maine | 645 |
| Delaware | 641 | Maryland | 645 |
| District of Columbia | 641 | Massachusetts | 645-647 |
| Florida | 641 | Michigan | 647 |
| Georgia | 642 | Minnesota | 647, 648 |
| Hawaii | 642 | Mississippi | 648 |
| Idaho | 642 | Missouri | 648, 649 |
| Illinois | 642, 643 | Montana | 649 |

CONTENTS.

DWELLINGS AND FAMILIES—Continued.

Table 104.—Population, dwellings, and families, for places having 2,500 inhabitants or more: 1900—Continued.

| | Page. | | Page. |
|----------------------|----------|----------------------|----------|
| Nebraska | 649 | Rhode Island | 656 |
| Nevada | 649 | South Carolina | 656, 657 |
| New Hampshire | 649 | South Dakota | 657 |
| New Jersey | 649, 650 | Tennessee | 657 |
| New Mexico | 650 | Texas | 657 |
| New York | 650-652 | Utah | 657, 658 |
| North Carolina | 652 | Vermont | 658 |
| North Dakota | 652 | Virginia | 658 |
| Ohio | 652-654 | Washington | 658 |
| Oklahoma | 654 | West Virginia | 658 |
| Oregon | 654 | Wisconsin | 658, 659 |
| Pennsylvania | 654-656 | Wyoming | 659 |

PROPRIETORSHIP OF HOMES

Page.
661-754

Table 105.—Private families occupying owned and hired and free and encumbered homes, by states and territories: 1900 ... 662, 663

Table 106.—Private families occupying owned and hired and free and encumbered homes, by counties: 1900 664-701

| | Page. | | Page. |
|----------------------------|----------|----------------------|----------|
| Alabama | 664 | Missouri | 682, 683 |
| Alaska | 664 | Montana | 683 |
| Arizona | 664, 665 | Nebraska | 683, 684 |
| Arkansas | 665, 666 | Nevada | 685 |
| California | 666 | New Hampshire | 685 |
| Colorado | 666, 667 | New Jersey | 685 |
| Connecticut | 667 | New Mexico | 685 |
| Delaware | 667 | New York | 686 |
| District of Columbia | 667 | North Carolina | 686, 687 |
| Florida | 667, 668 | North Dakota | 688 |
| Georgia | 668-670 | Ohio | 688, 689 |
| Hawaii | 670 | Oklahoma | 689, 690 |
| Idaho | 670 | Oregon | 690 |
| Illinois | 670, 671 | Pennsylvania | 690, 691 |
| Indiana | 672, 673 | Rhode Island | 691 |
| Indian Territory | 673 | South Carolina | 691 |
| Iowa | 673, 674 | South Dakota | 692 |
| Kansas | 674, 675 | Tennessee | 692-694 |
| Kentucky | 675-677 | Texas | 694-697 |
| Louisiana | 677, 678 | Utah | 697 |
| Maine | 678 | Vermont | 697 |
| Maryland | 678 | Virginia | 697-699 |
| Massachusetts | 678 | Washington | 699 |
| Michigan | 679, 680 | West Virginia | 699, 700 |
| Minnesota | 680, 681 | Wisconsin | 700, 701 |
| Mississippi | 681, 682 | Wyoming | 701 |

Table 107.—Private families occupying owned and hired and free and encumbered homes, for places having 8,000 inhabitants or more, and by wards for certain cities: 1900 702-711

Table 108.—Persons owning and hiring their homes, classified by color, by states and territories: 1900 712-721

Table 109.—Persons owning and hiring their homes, classified by sex, by states and territories: 1900 722, 723

Table 110.—Persons owning and hiring their homes, classified by age periods, by states and territories: 1900 724-735

Table 111.—Persons owning and hiring their homes, classified by color, for cities having 100,000 inhabitants or more: 1900. 736, 737

Table 112.—Persons owning and hiring their homes, classified by sex, for cities having 100,000 inhabitants or more: 1900.. 738

Table 113.—Persons owning and hiring their homes, classified by age periods, for cities having 100,000 inhabitants or more: 1900 739-741

Table 114.—White persons owning and hiring their homes, distributed according to parentage, by states and territories: 1900.. 742-750

Table 115.—White persons owning and hiring their homes, distributed according to parentage, for cities having 100,000 inhabitants or more: 1900 751-754

MAPS AND DIAGRAMS—PART II.

[The maps and diagrams are bound together at the end of the analytical text immediately preceding the general tables.]

AGES:

| | |
|---|-------------------|
| Age and sex of total population: 1880, 1890, and 1900..... | Diagram. Plate 1. |
| Age and sex of white population: 1880, 1890, and 1900..... | Diagram. Plate 1. |
| Age and sex of colored population: 1880, 1890, and 1900..... | Diagram. Plate 1. |
| Age and sex of native white population: 1880, 1890, and 1900..... | Diagram. Plate 2. |
| Age and sex of foreign white population: 1880, 1890, and 1900..... | Diagram. Plate 2. |
| Age and sex of native white population of native parentage: 1890 and 1900..... | Diagram. Plate 2. |
| Age and sex of Indian population: 1900..... | Diagram. Plate 2. |
| Age and sex of native white population of foreign parentage: 1890 and 1900..... | Diagram. Plate 3. |
| Age and sex of negro population: 1900..... | Diagram. Plate 3. |

MILITIA AGE:

| | |
|--|-------------------|
| Constituents of the male population of militia age, by states and territories: 1900..... | Diagram. Plate 4. |
|--|-------------------|

VOTING AGE:

| | |
|--|-------------------|
| Constituents of the male population of voting age, by states and territories: 1900..... | Diagram. Plate 5. |
| Males of voting age, classified by color and nativity, and by literacy, by states and territories: 1900..... | Diagram. Plate 6. |
| Proportion of illiterates among white voters: 1900..... | Map. Plate 7. |
| Proportion of illiterates among negro voters: 1900..... | Map. Plate 8. |

CONJUGAL CONDITION:

| | |
|---|--------------------|
| Conjugal condition of the total population, classified by general nativity and color: 1900..... | Diagram. Plate 3. |
| Conjugal condition of the total population, by age and sex: 1890 and 1900..... | Diagram. Plate 9. |
| Conjugal condition of the native white population of native parentage, by age and sex: 1900..... | Diagram. Plate 9. |
| Conjugal condition of the native white population of foreign parentage, by age and sex: 1900..... | Diagram. Plate 9. |
| Conjugal condition of the foreign white population, by age and sex: 1900..... | Diagram. Plate 10. |
| Conjugal condition of the negro population, by age and sex: 1900..... | Diagram. Plate 10. |
| Conjugal condition of the Indian population, by age and sex: 1900..... | Diagram. Plate 10. |
| Conjugal condition of the Chinese and Japanese population, by age and sex: 1900..... | Diagram. Plate 10. |

ILLITERACY:

| | |
|--|--------------------|
| Proportion of illiterates among the total population 10 years of age and over, by states and territories: 1890 and 1900..... | Diagram. Plate 11. |
| Proportion of illiterates among the native white population 10 years of age and over, by states and territories: 1890 and 1900..... | Diagram. Plate 12. |
| Proportion of illiterates among the foreign white population 10 years of age and over, by states and territories: 1890 and 1900..... | Diagram. Plate 13. |
| Proportion of illiterates among the negro population 10 years of age and over, by states and territories: 1890 and 1900..... | Diagram. Plate 14. |

CAN NOT SPEAK ENGLISH:

| | |
|---|--------------------|
| Proportion of white persons of foreign parentage 10 years of age and over who can not speak English, by states and territories: 1900..... | Diagram. Plate 15. |
|---|--------------------|

OCCUPATIONS:

| | |
|---|--------------------|
| Proportions of persons engaged in each class of occupations, by states and territories: 1900..... | Diagram. Plate 16. |
| Proportions of males and females in each class of occupations and in certain occupation groups: 1900..... | Diagram. Plate 17. |

DWELLINGS AND FAMILIES:

| | |
|---|----------------|
| Average size of private families: 1900..... | Map. Plate 18. |
|---|----------------|

PROPRIETORSHIP OF HOMES:

| | |
|--|--------------------|
| Proportion of homes owned free, owned encumbered, and hired, by states and territories: 1900..... | Diagram. Plate 19. |
| Proportion of farm homes owned free, owned encumbered, and hired, by states and territories: 1900..... | Diagram. Plate 20. |

STATISTICS OF POPULATION.

ELEMENTS OF THE POPULATION:

A distribution of the population of the United States, and of each state and territory, in detail by sex, general nativity, color, and parentage, is presented in tables iv to xv (pages xx-xxxiv). The figures contained in these tables are reproduced, in the main, from Part I, except so far as they relate to the separation of the colored elements into their respective numbers of native and foreign born and to the separate presentation by sex and general nativity of the statistics of parentage. At the time of the publication of Part I—December, 1901—the subdivision of the population in 1900 into its various elements had not been completed, and the detailed presentation was necessarily deferred until the publication of Part II.

The first classification of the population as native and foreign born was shown in 1850, when, for the first time, inquiry was made with respect to each individual enumerated in the census. No inquiry was made, however, in 1850 or in 1860 as to the nativity of the slave population, and the statements contained in the printed reports at those two censuses, purporting to show the division of the population into its native and foreign

born elements, are based upon the assumption that all the slaves were of native birth. Furthermore, there was no separate statement in the reports for 1850 and 1860 of the native and foreign white and colored population in detail, and for these two censuses, therefore, no comparative figures are available.

At the censuses of 1870 and 1880 the population was distributed by color, sex, and general nativity, the detailed presentation by states and territories for 1870 being given in table xxii (pages 606-609), and that for 1880 in tables xvii-xix (pages 542-545), of the report on population at each census, respectively.

The census report for 1890 contains a detailed statement according to sex and general nativity of the white population only, but, for comparative purposes, a subdivision of the population according to color and general nativity in 1890 can be made from unpublished figures in the possession of the Census Office.

The population of the United States, as returned at the censuses of 1870, 1880, 1890, and 1900, is distributed in detail by color and general nativity, in table i.

TABLE I.—Total population of the United States, classified by general nativity and color: 1870 to 1900.

| GENERAL NATIVITY AND CENSUS YEARS. | Aggregate. | White. | Colored. ¹ | Negro. ² | Indian. | Chinese. | Japanese. |
|---|------------|------------|-----------------------|---------------------|---------|----------|-----------|
| TOTAL POPULATION. | | | | | | | |
| 1900 (entire area of enumeration) | 76,303,387 | 66,990,788 | 9,312,599 | 8,840,789 | 266,760 | 119,050 | 86,000 |
| 1900 (mainland of the United States)..... | 75,994,575 | 66,809,196 | 9,185,379 | 8,833,994 | 237,196 | 89,863 | 24,326 |
| 1890 (mainland of the United States)..... | 62,947,714 | 55,101,258 | 7,846,456 | 7,488,676 | 248,253 | 107,488 | 2,039 |
| 1890 (general enumeration)..... | 62,622,250 | 54,983,890 | 7,638,360 | 7,470,040 | 58,806 | 107,475 | 2,039 |
| 1880 (general enumeration)..... | 50,155,783 | 43,402,970 | 6,752,813 | 6,530,793 | 66,407 | 105,465 | 148 |
| 1870 (general enumeration)..... | 38,558,371 | 33,589,377 | 4,968,994 | 4,880,009 | 25,731 | 63,199 | 55 |
| NATIVE BORN POPULATION. | | | | | | | |
| 1900 (entire area of enumeration) | 65,843,302 | 56,740,739 | 9,102,563 | 8,820,296 | 264,040 | 13,075 | 5,152 |
| 1900 (mainland of the United States)..... | 65,653,299 | 56,595,379 | 9,057,920 | 8,813,658 | 234,983 | 9,010 | 269 |
| 1890 (mainland of the United States)..... | 53,698,154 | 45,979,391 | 7,718,763 | 7,468,697 | 247,018 | 2,930 | 118 |
| 1890 (general enumeration)..... | 53,372,703 | 45,862,023 | 7,510,680 | 7,450,061 | 57,571 | 2,930 | 118 |
| 1880 (general enumeration)..... | 43,475,840 | 36,843,291 | 6,632,549 | 6,506,776 | 64,587 | 1,183 | 3 |
| 1870 (general enumeration)..... | 32,991,142 | 28,095,665 | 4,895,477 | 4,870,364 | 24,595 | 517 | 1 |
| FOREIGN BORN POPULATION. | | | | | | | |
| 1900 (entire area of enumeration) | 10,460,085 | 10,250,049 | 210,036 | 20,493 | 2,720 | 105,975 | 80,848 |
| 1900 (mainland of the United States)..... | 10,341,276 | 10,213,817 | 127,459 | 20,336 | 2,213 | 80,853 | 24,057 |
| 1890 (mainland of the United States)..... | 9,249,560 | 9,121,867 | 127,693 | 19,979 | 1,235 | 104,558 | 1,921 |
| 1890 (general enumeration)..... | 9,249,547 | 9,121,867 | 127,680 | 19,979 | 1,235 | 104,545 | 1,921 |
| 1880 (general enumeration)..... | 6,679,943 | 6,559,679 | 120,264 | 14,017 | 1,820 | 104,282 | 145 |
| 1870 (general enumeration)..... | 5,567,229 | 5,493,712 | 73,517 | 9,645 | 1,136 | 62,682 | 54 |

¹ Persons of negro descent, Chinese, Japanese, and Indians.

² Includes all persons of negro descent.

8784
 12749

 21533
 14695

 36228

A presentation is made in table I for the entire area of enumeration in 1900 and also for the mainland of the United States, excluding, in the latter case, the population of Alaska and Hawaii and persons in the military and naval service of the United States (including civilian employees, etc.) stationed abroad. A similar presentation is made for 1890, including, in addition to the population covered by the general enumeration, that in Indian Territory and on Indian reservations obtained by special enumeration at that census. The figures derived from the general enumeration in 1870,

1880, and 1890 comprehend the population of the states and organized territories, exclusive of Indian Territory and Indian reservations.

The division of the population according to parentage was first attempted at the census of 1870, but only partial information was presented in the printed reports for 1870 and 1880, as explained in Part I under the heading of "Foreign Parentage".¹ Therefore, the figures given for 1900 in table II, which follows, can not be compared with preceding censuses.

¹ Report on Population, Census of 1900, Part I, page clxxxii.

TABLE II.—Total population of the United States, classified by sex, general nativity, parentage, and color: 1900.

| SEX, GENERAL NATIVITY, AND PARENTAGE. | ENTIRE AREA OF ENUMERATION. | | | | | | | MAINLAND OF THE UNITED STATES. | | | | | | |
|---------------------------------------|-----------------------------|------------|-----------------------|---------------------|---------|---------------|----------------|--------------------------------|------------|-----------------------|---------------------|---------|---------------|----------------|
| | Aggregate. | White. | Colored. ¹ | Negro. ² | Indian. | Chi- nese. | Japa- nese. | Aggregate. | White. | Colored. ¹ | Negro. ² | Indian. | Chi- nese. | Japa- nese. |
| BOTH SEXES. | | | | | | | | | | | | | | |
| Total population | 76,303,337 | 66,990,738 | 9,312,599 | 8,840,789 | 266,760 | 119,050 | 86,000 | 75,994,575 | 66,809,196 | 9,185,379 | 8,838,994 | 237,196 | 89,863 | 24,326 |
| Native parentage.... | 50,104,448 | 41,062,326 | 9,042,122 | 8,786,210 | 255,528 | 324 | 60 | 49,965,636 | 40,958,216 | 9,007,420 | 8,779,805 | 227,319 | 257 | 39 |
| Foreign parentage.. | 26,198,939 | 25,928,462 | 270,477 | 54,579 | 11,232 | 118,726 | 85,940 | 26,028,939 | 25,850,980 | 177,959 | 54,189 | 9,877 | 89,606 | 24,287 |
| Native born population | 65,843,302 | 56,740,739 | 9,102,563 | 8,820,296 | 264,040 | 13,075 | 5,152 | 65,683,299 | 56,593,379 | 9,057,920 | 8,813,658 | 234,983 | 9,010 | 269 |
| Native parentage.... | 50,094,920 | 41,053,417 | 9,041,503 | 8,785,672 | 255,480 | 305 | 46 | 49,956,178 | 40,949,362 | 9,006,816 | 8,779,267 | 227,272 | 245 | 32 |
| Foreign parentage.. | 15,748,382 | 15,687,322 | 61,060 | 34,624 | 8,560 | 12,770 | 5,106 | 15,697,121 | 15,646,017 | 51,104 | 34,391 | 7,711 | 8,765 | 237 |
| Foreign born population | 10,460,085 | 10,250,049 | 210,086 | 20,493 | 2,720 | 105,975 | 80,848 | 10,341,276 | 10,213,817 | 127,459 | 20,336 | 2,213 | 80,853 | 24,057 |
| Native parentage.... | 9,528 | 8,909 | 619 | 538 | 48 | 19 | 14 | 9,458 | 8,854 | 604 | 538 | 47 | 12 | 7 |
| Foreign parentage.. | 10,450,557 | 10,241,140 | 209,417 | 19,955 | 2,672 | 105,956 | 80,834 | 10,331,818 | 10,204,963 | 126,855 | 19,798 | 2,166 | 80,841 | 24,050 |
| MALES. | | | | | | | | | | | | | | |
| Total males..... | 39,059,242 | 34,349,007 | 4,710,235 | 4,393,221 | 134,560 | 111,054 | 71,400 | 38,816,448 | 34,201,735 | 4,614,713 | 4,386,547 | 119,434 | 85,341 | 23,341 |
| Native parentage.... | 25,433,184 | 20,939,751 | 4,493,433 | 4,364,586 | 128,604 | 203 | 40 | 25,323,146 | 20,855,461 | 4,472,685 | 4,358,246 | 114,262 | 146 | 31 |
| Foreign parentage... | 13,626,058 | 13,409,256 | 216,802 | 28,635 | 5,956 | 110,851 | 71,360 | 13,483,302 | 13,346,274 | 142,028 | 28,301 | 5,222 | 85,195 | 23,310 |
| Native born males..... | 33,329,130 | 28,803,188 | 4,625,942 | 4,381,237 | 133,086 | 8,970 | 2,649 | 33,186,258 | 28,686,450 | 4,499,803 | 4,374,718 | 118,277 | 6,657 | 156 |
| Native parentage.... | 25,427,118 | 20,934,099 | 4,493,019 | 4,364,239 | 128,564 | 185 | 31 | 25,322,129 | 20,849,847 | 4,472,282 | 4,357,399 | 114,233 | 135 | 25 |
| Foreign parentage... | 7,902,012 | 7,869,089 | 32,923 | 16,998 | 4,522 | 8,785 | 2,618 | 7,864,129 | 7,836,603 | 27,526 | 16,819 | 4,054 | 6,522 | 131 |
| Foreign born males..... | 5,730,112 | 5,545,819 | 184,293 | 11,984 | 1,474 | 102,064 | 68,751 | 5,630,190 | 5,515,235 | 114,905 | 11,829 | 1,207 | 78,684 | 23,135 |
| Native parentage.... | 6,066 | 5,652 | 414 | 347 | 40 | 18 | 9 | 6,017 | 5,614 | 403 | 347 | 39 | 11 | 6 |
| Foreign parentage... | 5,724,046 | 5,540,167 | 183,879 | 11,637 | 1,434 | 102,066 | 68,742 | 5,624,173 | 5,509,671 | 114,502 | 11,482 | 1,168 | 78,673 | 23,179 |
| FEMALES. | | | | | | | | | | | | | | |
| Total females..... | 37,244,145 | 32,641,731 | 4,602,364 | 4,447,568 | 132,200 | 7,996 | 14,600 | 37,178,127 | 32,607,461 | 4,570,666 | 4,447,447 | 117,712 | 4,522 | 985 |
| Native parentage.... | 24,671,264 | 20,122,575 | 4,548,689 | 4,421,624 | 126,924 | 121 | 20 | 24,637,490 | 20,102,755 | 4,534,735 | 4,421,559 | 113,057 | 111 | 8 |
| Foreign parentage... | 12,572,881 | 12,519,206 | 53,675 | 2,944 | 5,276 | 7,875 | 14,580 | 12,540,637 | 12,504,706 | 85,931 | 26,888 | 4,655 | 4,411 | 977 |
| Native born females..... | 32,514,172 | 27,937,551 | 4,576,621 | 4,439,059 | 130,954 | 4,105 | 2,503 | 32,467,041 | 27,908,929 | 4,558,112 | 4,438,940 | 116,706 | 2,353 | 113 |
| Native parentage.... | 24,667,302 | 20,119,318 | 4,548,484 | 4,421,433 | 126,916 | 120 | 15 | 24,634,049 | 20,099,515 | 4,534,534 | 4,421,368 | 113,049 | 110 | 7 |
| Foreign parentage... | 7,846,370 | 7,818,233 | 28,187 | 17,626 | 4,038 | 3,985 | 2,488 | 7,832,992 | 7,809,414 | 23,578 | 17,372 | 3,657 | 2,243 | 106 |
| Foreign born females.... | 4,729,973 | 4,704,230 | 25,743 | 8,509 | 1,246 | 3,891 | 12,097 | 4,711,086 | 4,698,532 | 12,554 | 8,507 | 1,006 | 2,169 | 872 |
| Native parentage.... | 3,462 | 3,257 | 205 | 191 | 8 | 1 | 5 | 3,441 | 3,240 | 201 | 191 | 8 | 1 | 1 |
| Foreign parentage... | 4,726,511 | 4,700,973 | 25,538 | 8,318 | 1,238 | 3,890 | 12,092 | 4,707,645 | 4,695,292 | 12,353 | 8,316 | 998 | 2,168 | 871 |

¹ Persons of negro descent, Chinese, Japanese, and Indians.

² Includes all persons of negro descent.

The designation "native parentage," as used in this and succeeding tables, comprehends all persons having either both parents native born, one parent native born and one parent unknown, or both parents unknown, while the designation "foreign parentage" comprehends all persons having either one or both parents

foreign born. No separate presentation of the number of persons of unknown parentage was deemed necessary, as this element represents only a very small proportion of the whole number of persons of native parentage.¹

¹ Report on Population, Census of 1900, Part I, page clxxxiii.

Does not include naval

STATISTICS OF POPULATION.

TABLE IV.—Total population, classified by general nativity and

| | STATES AND TERRITORIES. | Total population. | AGGREGATES. | | | | | |
|----|---|-------------------|-------------|-----------------------|---------------------|---------|----------|-----------|
| | | | White. | Colored. ¹ | Negro. ² | Indian. | Chinese. | Japanese. |
| 1 | The United States | 76,303,387 | 66,990,788 | 9,312,599 | 8,840,789 | 266,760 | 119,050 | 86,000 |
| 2 | North Atlantic division | 21,046,695 | 20,637,888 | 408,807 | 385,020 | 8,559 | 14,693 | 535 |
| 3 | Maine | 694,466 | 692,226 | 2,240 | 1,819 | 798 | 119 | 4 |
| 4 | New Hampshire..... | 411,588 | 410,791 | 797 | 662 | 22 | 112 | 1 |
| 5 | Vermont | 343,641 | 342,771 | 870 | 826 | 5 | 39 | |
| 6 | Massachusetts..... | 2,805,346 | 2,769,764 | 35,582 | 31,974 | 587 | 2,968 | 53 |
| 7 | Rhode Island..... | 428,556 | 419,050 | 9,506 | 9,092 | 35 | 366 | 13 |
| 8 | Connecticut..... | 908,420 | 892,424 | 15,996 | 15,226 | 153 | 599 | 18 |
| 9 | New York..... | 7,268,894 | 7,156,881 | 112,013 | 99,282 | 5,257 | 7,170 | 354 |
| 10 | New Jersey..... | 1,883,669 | 1,812,817 | 71,352 | 69,844 | 63 | 1,393 | 52 |
| 11 | Pennsylvania..... | 6,302,115 | 6,141,664 | 160,451 | 156,845 | 1,639 | 1,927 | 40 |
| 12 | South Atlantic division | 10,443,480 | 6,706,058 | 3,737,422 | 3,729,017 | 6,585 | 1,791 | 29 |
| 13 | Delaware..... | 184,735 | 153,977 | 30,758 | 30,697 | 9 | 51 | 1 |
| 14 | Maryland..... | 1,188,044 | 952,424 | 235,620 | 235,064 | 3 | 544 | 9 |
| 15 | District of Columbia..... | 278,718 | 191,532 | 87,186 | 86,702 | 22 | 455 | 7 |
| 16 | Virginia..... | 1,854,184 | 1,192,855 | 661,329 | 660,722 | 354 | 243 | 10 |
| 17 | West Virginia..... | 958,800 | 915,233 | 43,567 | 43,499 | 12 | 56 | |
| 18 | North Carolina..... | 1,893,810 | 1,263,603 | 630,207 | 624,469 | 5,687 | 51 | |
| 19 | South Carolina..... | 1,340,316 | 557,807 | 782,509 | 782,321 | 121 | 67 | |
| 20 | Georgia..... | 2,216,331 | 1,181,294 | 1,035,037 | 1,034,813 | 19 | 204 | 1 |
| 21 | Florida..... | 528,542 | 297,333 | 231,209 | 230,730 | 358 | 120 | 1 |
| 22 | North Central division | 26,333,004 | 25,775,870 | 557,134 | 495,751 | 57,366 | 3,668 | 349 |
| 23 | Ohio..... | 4,157,545 | 4,060,204 | 97,341 | 96,901 | 42 | 371 | 27 |
| 24 | Indiana..... | 2,516,462 | 2,458,502 | 57,960 | 57,505 | 243 | 207 | 5 |
| 25 | Illinois..... | 4,821,550 | 4,734,873 | 86,677 | 85,078 | 16 | 1,503 | 80 |
| 26 | Michigan..... | 2,420,982 | 2,398,563 | 22,419 | 15,816 | 6,354 | 240 | 9 |
| 27 | Wisconsin..... | 2,069,042 | 2,057,911 | 11,131 | 2,542 | 8,372 | 212 | 5 |
| 28 | Minnesota..... | 1,751,394 | 1,737,036 | 14,358 | 4,959 | 9,182 | 166 | 51 |
| 29 | Iowa..... | 2,231,853 | 2,218,667 | 13,186 | 12,693 | 382 | 104 | 7 |
| 30 | Missouri..... | 3,106,665 | 2,944,843 | 161,822 | 161,234 | 130 | 449 | 9 |
| 31 | North Dakota..... | 319,146 | 311,712 | 7,434 | 286 | 6,968 | 32 | 148 |
| 32 | South Dakota..... | 401,570 | 380,714 | 20,856 | 465 | 20,225 | 165 | 1 |
| 33 | Nebraska..... | 1,066,300 | 1,056,526 | 9,774 | 6,269 | 3,322 | 180 | 3 |
| 34 | Kansas..... | 1,470,495 | 1,416,319 | 54,176 | 52,003 | 2,130 | 39 | 4 |
| 35 | South Central division | 14,030,047 | 9,815,912 | 4,264,135 | 4,193,952 | 68,164 | 1,982 | 87 |
| 36 | Kentucky..... | 2,147,174 | 1,862,309 | 284,865 | 284,706 | 102 | 57 | |
| 37 | Tennessee..... | 2,020,616 | 1,540,186 | 480,430 | 480,243 | 108 | 75 | 4 |
| 38 | Alabama..... | 1,828,697 | 1,001,152 | 827,545 | 827,307 | 177 | 58 | 3 |
| 39 | Mississippi..... | 1,551,270 | 641,200 | 910,070 | 907,630 | 2,203 | 237 | |
| 40 | Louisiana..... | 1,331,625 | 729,612 | 652,013 | 650,804 | 593 | 599 | 17 |
| 41 | Texas..... | 3,048,710 | 2,426,669 | 622,041 | 620,722 | 470 | 836 | 13 |
| 42 | Indian Territory..... | 392,060 | 302,680 | 89,380 | 36,853 | 52,600 | 27 | |
| 43 | Oklahoma..... | 398,331 | 367,524 | 30,807 | 18,831 | 11,945 | 31 | |
| 44 | Arkansas..... | 1,311,564 | 944,580 | 366,984 | 366,856 | 66 | 62 | |
| 45 | Western division | 4,091,349 | 3,873,468 | 217,881 | 30,254 | 96,522 | 67,729 | 23,376 |
| 46 | Montana..... | 243,329 | 226,283 | 17,046 | 1,523 | 11,343 | 1,739 | 2,441 |
| 47 | Wyoming..... | 92,531 | 89,051 | 3,480 | 940 | 1,686 | 461 | 393 |
| 48 | Colorado..... | 539,700 | 529,046 | 10,654 | 8,570 | 1,437 | 599 | 48 |
| 49 | New Mexico..... | 195,310 | 180,207 | 15,103 | 1,610 | 13,144 | 341 | 8 |
| 50 | Arizona..... | 122,931 | 92,903 | 30,028 | 1,843 | 26,480 | 1,419 | 281 |
| 51 | Utah..... | 276,749 | 272,465 | 4,284 | 672 | 2,623 | 572 | 417 |
| 52 | Nevada..... | 42,335 | 35,405 | 6,930 | 134 | 5,216 | 1,352 | 228 |
| 53 | Idaho..... | 161,772 | 154,495 | 7,277 | 293 | 4,226 | 1,467 | 1,291 |
| 54 | Washington..... | 513,103 | 496,304 | 21,799 | 2,514 | 10,089 | 3,629 | 5,617 |
| 55 | Oregon..... | 413,536 | 394,582 | 18,954 | 1,105 | 4,951 | 10,397 | 2,501 |
| 56 | California..... | 1,485,053 | 1,402,727 | 82,326 | 11,045 | 15,377 | 45,763 | 10,151 |
| 57 | Alaska..... | 63,592 | 30,493 | 33,099 | 168 | 29,536 | 3,116 | 279 |
| 58 | Hawaii..... | 154,001 | 66,890 | 87,111 | 233 | | 25,767 | 61,111 |
| 59 | Persons stationed abroad ³ | 91,219 | 84,209 | 7,010 | 6,394 | 28 | 304 | 284 |

¹Persons of negro descent, Chinese, Japanese, and Indians.²Includes all persons of negro descent.

ELEMENTS OF THE POPULATION.

Detailed presentation of the main figures contained in table II is made in the general and analytical tables contained in Part I,¹ and the leading results presented therein, showing the relative distribution of the popu-

lation in 1900 as compared with preceding censuses, are summarized in table III. A more complete presentation of the population of each state and territory in 1900, subdivided according to sex, general nativity, color, and parentage, as hereinbefore explained, is made in tables IV to XV.

¹ Report on Population, Census of 1900, Part I, pages xci-cxxiv, clxxxI-cxcvii, 481-684, and 805-905.

TABLE III.—*Distribution of the population of the United States by sex, general nativity, color, and parentage: 1850 to 1900.*

| CENSUS YEARS. | Total population considered. | SEX. | | PER CENT OF TOTAL POPULATION. | | Females to 100,000 males. | GENERAL NATIVITY. | | PER CENT OF TOTAL POPULATION. | | Foreign born to 100,000 native born. |
|-------------------------|------------------------------|------------|------------|-------------------------------|----------|---------------------------|-------------------|---------------|-------------------------------|---------------|--------------------------------------|
| | | Males. | Females. | Males. | Females. | | Native born. | Foreign born. | Native born. | Foreign born. | |
| 1900 ¹ | 76,803,387 | 39,059,242 | 37,244,145 | 51.2 | 48.8 | 95,853 | 65,843,302 | 10,460,085 | 86.3 | 13.7 | 15,886 |
| 1890 ¹ | 63,069,756 | 32,315,063 | 30,754,693 | 51.2 | 48.8 | 95,171 | 53,761,652 | 9,308,104 | 85.2 | 14.8 | 17,314 |
| 1880..... | 50,155,783 | 25,518,820 | 24,636,963 | 50.9 | 49.1 | 96,544 | 43,475,840 | 6,679,943 | 86.7 | 13.3 | 15,365 |
| 1870..... | 38,558,371 | 19,493,565 | 19,064,806 | 50.6 | 49.4 | 97,801 | 32,991,142 | 5,567,229 | 85.6 | 14.4 | 16,875 |
| 1860..... | 31,443,321 | 16,085,204 | 15,358,117 | 51.2 | 48.8 | 95,480 | 27,304,624 | 4,138,697 | 86.8 | 13.2 | 15,157 |
| 1850..... | 23,191,876 | 11,837,660 | 11,354,216 | 51.0 | 49.0 | 95,916 | 20,947,274 | 2,244,602 | 90.3 | 9.7 | 10,715 |

| CENSUS YEARS. | COLOR. | | | | | PER CENT OF TOTAL POPULATION. | | | Negroes to 100,000 whites. | PARENTAGE. | | PER CENT OF TOTAL POPULATION. | |
|-------------------------|------------|---------------------|----------------------|----------|----------------|-------------------------------|---------------------|------------------------|----------------------------|-------------------------|-------------------------|-------------------------------|----------------------------|
| | White. | Negro. ² | Indian. ³ | Chinese. | Japa- nese. | White. | Negro. ² | Other col- ored. | | Native parentage. | Foreign parentage. | Native parent- age. | Foreign parent- age. |
| 1900 ¹ | 66,990,788 | 8,840,789 | 266,760 | 119,050 | 86,000 | 37.8 | 11.6 | 0.6 | 13,197 | 50,104,448 | 26,198,939 | 65.7 | 34.3 |
| 1890 ¹ | 55,166,184 | 7,488,788 | 273,607 | 126,778 | 14,399 | 37.5 | 11.9 | 0.6 | 13,575 | ⁴ 41,946,204 | ⁴ 20,076,046 | 67.0 | 33.0 |
| 1880..... | 43,402,970 | 6,580,798 | 66,407 | 105,465 | 148 | 36.5 | 13.1 | 0.4 | 15,162 | ⁵ 35,233,039 | ⁵ 14,922,744 | 70.2 | 29.8 |
| 1870..... | 33,539,377 | 4,880,009 | 25,781 | 63,199 | 55 | 37.1 | 12.7 | 0.2 | 14,528 | 27,666,356 | 10,892,015 | 71.8 | 28.2 |
| 1860..... | 26,922,537 | 4,441,830 | 44,021 | 34,933 | | 35.6 | 14.1 | 0.3 | 16,499 | | | | |
| 1850..... | 19,553,068 | 3,638,308 | | | | 34.3 | 15.7 | | 18,610 | | | | |

¹ Figures for 1890 and 1900 are for the entire area of enumeration in 1900.

² Includes all persons of negro descent.

³ Civilized Indians only in 1860, 1870, and 1880.

⁴ Based on figures of general enumeration (62,622,250) only.

⁵ Based on partial figures only.

ELEMENTS OF THE POPULATION.

color, by states and territories arranged geographically: 1900.

| NATIVE BORN. | | | | | | | FOREIGN BORN. | | | | | | |
|--------------|------------|-----------------------|---------------------|---------|----------|-----------|---------------|------------|-----------------------|---------------------|---------|----------|-----------|
| Total. | White. | Colored. ¹ | Negro. ² | Indian. | Chinese. | Japanese. | Total. | White. | Colored. ¹ | Negro. ² | Indian. | Chinese. | Japanese. |
| 65,843,802 | 56,740,789 | 9,102,563 | 8,820,296 | 264,040 | 18,075 | 5,152 | 10,460,085 | 10,250,049 | 210,036 | 20,493 | 2,720 | 105,975 | 80,848 |
| 16,283,899 | 15,898,900 | 384,999 | 375,777 | 8,147 | 1,084 | 41 | 4,762,796 | 4,738,988 | 23,808 | 9,243 | 412 | 13,659 | 494 |
| 601,136 | 599,291 | 1,845 | 1,101 | 725 | 19 | | 93,350 | 92,935 | 395 | 215 | 73 | 100 | 4 |
| 323,481 | 322,830 | 651 | 633 | 7 | 11 | | 88,107 | 87,961 | 146 | 20 | 15 | 101 | 1 |
| 298,894 | 298,077 | 817 | 808 | 4 | 5 | | 44,747 | 44,694 | 53 | 18 | 1 | 34 | |
| 1,959,022 | 1,929,650 | 29,372 | 28,499 | 557 | 315 | 1 | 846,324 | 840,114 | 6,210 | 3,475 | 30 | 2,653 | 52 |
| 294,037 | 285,278 | 8,759 | 8,700 | 35 | 24 | | 184,519 | 183,772 | 747 | 392 | | 342 | 13 |
| 670,210 | 655,028 | 15,182 | 14,990 | 152 | 40 | | 238,210 | 237,396 | 814 | 286 | | 559 | 18 |
| 5,368,469 | 5,287,358 | 101,111 | 95,680 | 4,979 | 416 | 36 | 1,900,425 | 1,889,523 | 10,902 | 3,552 | 278 | 6,754 | 318 |
| 1,451,785 | 1,382,267 | 69,518 | 69,385 | 54 | 76 | 3 | 481,884 | 480,050 | 1,834 | 459 | 9 | 1,317 | 49 |
| 5,316,865 | 5,159,121 | 157,744 | 155,981 | 1,684 | 128 | 1 | 985,250 | 982,543 | 2,707 | 864 | 5 | 1,799 | 39 |
| 10,227,450 | 6,497,175 | 3,730,275 | 3,728,522 | 6,576 | 175 | 2 | 216,090 | 208,883 | 7,147 | 5,495 | 9 | 1,616 | 27 |
| 170,925 | 140,248 | 30,677 | 30,668 | 9 | | | 13,810 | 13,729 | 81 | 29 | | 51 | 1 |
| 1,094,110 | 859,280 | 234,830 | 234,761 | 3 | 64 | 2 | 98,934 | 98,144 | 790 | 303 | | 480 | 7 |
| 258,599 | 172,012 | 86,587 | 86,528 | 20 | 39 | | 20,119 | 19,520 | 599 | 174 | 2 | 416 | 7 |
| 1,834,723 | 1,173,737 | 660,986 | 660,570 | 353 | 13 | | 19,461 | 19,068 | 393 | 152 | 1 | 230 | 10 |
| 936,349 | 892,854 | 43,495 | 43,475 | 9 | 11 | | 22,451 | 22,379 | 72 | 24 | 3 | 45 | |
| 1,889,318 | 1,259,209 | 630,109 | 624,415 | 5,686 | 8 | | 4,492 | 4,394 | 98 | 54 | 1 | 43 | |
| 1,334,788 | 552,436 | 782,352 | 782,224 | 121 | 7 | | 5,528 | 5,371 | 157 | 97 | | 60 | |
| 2,203,928 | 1,169,273 | 1,034,655 | 1,034,611 | 18 | 26 | | 12,403 | 12,021 | 382 | 202 | 1 | 178 | 1 |
| 504,710 | 278,076 | 226,634 | 226,270 | 357 | 7 | | 23,832 | 19,257 | 4,575 | 4,460 | 1 | 113 | 1 |
| 22,174,530 | 21,624,468 | 550,062 | 493,023 | 56,758 | 267 | 14 | 4,158,474 | 4,151,402 | 7,072 | 2,728 | 608 | 3,401 | 335 |
| 3,698,811 | 3,602,304 | 96,507 | 96,418 | 35 | 50 | 4 | 458,734 | 457,900 | 834 | 483 | 7 | 321 | 23 |
| 2,374,341 | 2,316,641 | 57,700 | 57,441 | 243 | 16 | | 142,121 | 141,861 | 260 | 64 | | 191 | 5 |
| 3,854,803 | 3,770,238 | 84,565 | 84,468 | 13 | 78 | 6 | 966,747 | 964,635 | 2,112 | 610 | 3 | 1,425 | 74 |
| 1,879,329 | 1,858,387 | 20,962 | 14,713 | 6,218 | 29 | 2 | 541,653 | 540,196 | 1,457 | 1,108 | 136 | 211 | 7 |
| 1,553,071 | 1,542,206 | 10,865 | 2,486 | 8,357 | 22 | | 515,971 | 515,705 | 266 | 56 | 15 | 190 | 5 |
| 1,246,076 | 1,232,101 | 13,975 | 4,877 | 9,078 | 20 | | 505,318 | 504,935 | 383 | 82 | 104 | 146 | 51 |
| 1,925,933 | 1,912,885 | 13,048 | 12,654 | 381 | 13 | | 305,920 | 305,782 | 138 | 39 | 1 | 91 | 7 |
| 2,890,286 | 2,729,068 | 161,218 | 161,031 | 127 | 10 | | 216,379 | 215,775 | 604 | 153 | 3 | 439 | 9 |
| 206,055 | 199,122 | 6,933 | 279 | 6,652 | 2 | | 113,091 | 112,590 | 501 | 7 | 316 | 30 | 148 |
| 313,062 | 292,385 | 20,677 | 451 | 20,210 | 16 | | 88,508 | 88,329 | 179 | 14 | 15 | 149 | 1 |
| 888,953 | 879,409 | 9,544 | 6,216 | 3,320 | 8 | | 177,347 | 177,117 | 230 | 53 | 2 | 172 | 3 |
| 1,843,810 | 1,289,742 | 54,068 | 51,939 | 2,124 | 3 | 2 | 126,685 | 126,577 | 108 | 64 | 6 | 36 | 2 |
| 13,722,392 | 9,462,220 | 4,260,172 | 4,191,884 | 68,079 | 202 | 7 | 357,655 | 353,692 | 3,963 | 2,068 | 35 | 1,780 | 30 |
| 2,096,925 | 1,812,176 | 284,749 | 284,634 | 102 | 13 | | 50,249 | 50,133 | 116 | 72 | | 44 | |
| 2,002,870 | 1,522,600 | 480,270 | 480,151 | 108 | 11 | | 17,746 | 17,586 | 160 | 92 | | 64 | 4 |
| 1,814,105 | 986,814 | 827,291 | 827,112 | 175 | 4 | | 14,592 | 14,338 | 254 | 195 | 2 | 54 | 3 |
| 1,543,289 | 633,575 | 909,714 | 907,477 | 2,203 | 34 | | 7,981 | 7,625 | 356 | 153 | | 203 | |
| 1,328,722 | 677,759 | 650,963 | 650,314 | 591 | 51 | 7 | 52,903 | 51,853 | 1,050 | 490 | 2 | 548 | 10 |
| 2,869,853 | 2,249,038 | 620,285 | 619,751 | 438 | 76 | | 179,357 | 177,531 | 1,776 | 971 | 32 | 760 | 13 |
| 387,202 | 297,894 | 89,308 | 36,833 | 52,475 | | | 4,858 | 4,786 | 72 | 20 | 25 | 27 | |
| 382,651 | 351,920 | 30,731 | 18,810 | 11,921 | | | 15,680 | 15,604 | 76 | 21 | 24 | 31 | |
| 1,297,275 | 930,394 | 366,881 | 366,802 | 66 | 13 | | 14,239 | 14,186 | 103 | 54 | | 49 | |
| 3,245,028 | 3,112,616 | 132,412 | 29,452 | 95,423 | 7,332 | 205 | 846,321 | 760,852 | 85,469 | 802 | 1,099 | 60,397 | 23,171 |
| 176,262 | 163,910 | 12,352 | 1,503 | 10,773 | 76 | | 67,067 | 62,373 | 4,694 | 20 | 570 | 1,663 | 2,441 |
| 75,116 | 72,469 | 2,647 | 931 | 1,677 | 39 | | 17,415 | 16,582 | 833 | 9 | 9 | 422 | 393 |
| 448,545 | 438,571 | 9,974 | 8,516 | 1,432 | 25 | 1 | 91,155 | 90,475 | 680 | 54 | 5 | 574 | 47 |
| 181,685 | 166,946 | 14,739 | 1,588 | 13,120 | 31 | | 13,625 | 13,261 | 364 | 22 | 24 | 310 | 8 |
| 98,698 | 70,508 | 28,190 | 1,764 | 26,300 | 126 | | 24,233 | 22,395 | 1,838 | 34 | 180 | 1,293 | 231 |
| 222,972 | 219,661 | 3,311 | 658 | 2,623 | 30 | | 53,777 | 52,804 | 973 | 14 | | 542 | 417 |
| 32,242 | 26,824 | 5,418 | 129 | 5,215 | 74 | | 10,093 | 8,561 | 1,512 | 5 | 1 | 1,278 | 228 |
| 137,168 | 132,605 | 4,563 | 284 | 4,222 | 57 | | 24,604 | 21,890 | 2,714 | 9 | 4 | 1,410 | 1,291 |
| 406,739 | 394,179 | 12,560 | 2,406 | 9,905 | 198 | 51 | 111,364 | 102,125 | 9,239 | 108 | 194 | 3,431 | 5,566 |
| 347,788 | 340,721 | 7,067 | 1,061 | 4,941 | 1,055 | 10 | 65,748 | 63,861 | 11,887 | 44 | 10 | 9,342 | 2,491 |
| 1,117,813 | 1,086,222 | 31,591 | 10,612 | 15,215 | 5,621 | 143 | 367,240 | 316,505 | 50,735 | 433 | 162 | 40,132 | 10,008 |
| 50,931 | 21,709 | 29,222 | 163 | 29,029 | 29 | 1 | 12,661 | 8,784 | 3,877 | 5 | 507 | 3,087 | 278 |
| 63,221 | 54,141 | 9,080 | 178 | | 4,021 | 4,831 | 90,780 | 12,749 | 78,031 | 55 | | 21,746 | 56,230 |
| 75,851 | 69,510 | 6,341 | 6,297 | 28 | 15 | 1 | 15,368 | 14,699 | 669 | 97 | | 289 | 233 |

² Persons in the military and naval service of the United States (including civilian employees, etc.) stationed abroad, not credited to any state or territory.

STATISTICS OF POPULATION.

TABLE V.—Total males, classified by general nativity and

| | STATES AND TERRITORIES. | Total males. | AGGREGATES. | | | | | |
|----|---|--------------|-------------|-----------------------|---------------------|---------|----------|-----------|
| | | | White. | Colored. ¹ | Negro. ² | Indian. | Chinese. | Japanese. |
| 1 | The United States..... | 39,059,242 | 34,349,007 | 4,710,235 | 4,393,221 | 134,560 | 111,054 | 71,400 |
| 2 | North Atlantic division..... | 10,524,877 | 10,317,084 | 207,793 | 188,290 | 4,538 | 14,488 | 477 |
| 3 | Maine..... | 350,995 | 349,786 | 1,209 | 670 | 421 | 115 | 3 |
| 4 | New Hampshire..... | 205,379 | 204,931 | 448 | 327 | 9 | 111 | 1 |
| 5 | Vermont..... | 175,138 | 174,641 | 497 | 454 | 4 | 39 | |
| 6 | Massachusetts..... | 1,367,474 | 1,348,578 | 18,896 | 15,591 | 314 | 2,940 | 51 |
| 7 | Rhode Island..... | 210,516 | 205,832 | 4,684 | 4,290 | 20 | 361 | 13 |
| 8 | Connecticut..... | 454,294 | 446,358 | 7,941 | 7,247 | 78 | 598 | 18 |
| 9 | New York..... | 3,614,780 | 3,568,116 | 56,664 | 46,618 | 2,708 | 7,028 | 315 |
| 10 | New Jersey..... | 941,760 | 906,543 | 35,217 | 33,745 | 38 | 1,387 | 47 |
| 11 | Pennsylvania..... | 3,204,541 | 3,122,304 | 82,237 | 79,348 | 951 | 1,909 | 29 |
| 12 | South Atlantic division..... | 5,222,595 | 3,381,969 | 1,840,626 | 1,835,525 | 3,335 | 1,741 | 25 |
| 13 | Delaware..... | 94,158 | 78,486 | 15,672 | 15,616 | 4 | 51 | 1 |
| 14 | Maryland..... | 589,275 | 478,119 | 116,156 | 115,617 | | 533 | 6 |
| 15 | District of Columbia..... | 132,004 | 93,197 | 38,807 | 38,348 | 15 | 438 | 6 |
| 16 | Virginia..... | 925,897 | 601,996 | 323,901 | 323,459 | 193 | 239 | 10 |
| 17 | West Virginia..... | 499,242 | 474,013 | 25,229 | 25,167 | 6 | 56 | |
| 18 | North Carolina..... | 938,677 | 632,155 | 306,522 | 303,624 | 2,849 | 49 | |
| 19 | South Carolina..... | 664,895 | 281,147 | 383,748 | 383,626 | 57 | 65 | |
| 20 | Georgia..... | 1,103,201 | 593,123 | 510,073 | 509,369 | 11 | 192 | 1 |
| 21 | Florida..... | 275,246 | 154,728 | 120,518 | 120,199 | 200 | 118 | 1 |
| 22 | North Central division..... | 13,589,322 | 13,300,817 | 288,505 | 255,717 | 28,865 | 3,605 | 318 |
| 23 | Ohio..... | 2,102,655 | 2,052,252 | 50,403 | 49,985 | 32 | 366 | 20 |
| 24 | Indiana..... | 1,285,404 | 1,255,378 | 30,026 | 29,701 | 116 | 205 | 4 |
| 25 | Illinois..... | 2,472,782 | 2,426,113 | 46,669 | 45,121 | 12 | 1,472 | 64 |
| 26 | Michigan..... | 1,248,905 | 1,237,098 | 11,807 | 8,220 | 3,341 | 240 | 6 |
| 27 | Wisconsin..... | 1,067,562 | 1,061,606 | 5,956 | 1,413 | 4,321 | 212 | 5 |
| 28 | Minnesota..... | 932,490 | 924,851 | 7,639 | 2,336 | 4,592 | 161 | 50 |
| 29 | Iowa..... | 1,156,849 | 1,149,667 | 7,182 | 6,875 | 198 | 102 | 7 |
| 30 | Missouri..... | 1,595,710 | 1,513,977 | 81,733 | 81,206 | 73 | 447 | 7 |
| 31 | North Dakota..... | 177,493 | 173,676 | 3,817 | 173 | 3,465 | 31 | 148 |
| 32 | South Dakota..... | 216,164 | 205,988 | 10,226 | 272 | 9,808 | 151 | |
| 33 | Nebraska..... | 564,592 | 559,339 | 5,253 | 3,868 | 1,702 | 180 | 3 |
| 34 | Kansas..... | 768,716 | 740,922 | 27,794 | 26,542 | 1,210 | 38 | 4 |
| 35 | South Central division..... | 7,181,922 | 5,056,146 | 2,125,776 | 2,089,879 | 33,944 | 1,921 | 32 |
| 36 | Kentucky..... | 1,090,227 | 943,048 | 142,179 | 142,073 | 52 | 54 | |
| 37 | Tennessee..... | 1,021,224 | 782,702 | 238,522 | 238,338 | 57 | 78 | 4 |
| 38 | Alabama..... | 916,764 | 409,378 | 507,386 | 409,237 | 88 | 58 | 3 |
| 39 | Mississippi..... | 781,451 | 326,710 | 454,741 | 453,384 | 1,133 | 224 | |
| 40 | Louisiana..... | 694,733 | 371,142 | 323,591 | 322,664 | 338 | 573 | 16 |
| 41 | Texas..... | 1,578,900 | 1,267,670 | 311,230 | 310,135 | 263 | 823 | 9 |
| 42 | Indian Territory..... | 208,952 | 163,683 | 45,269 | 19,147 | 26,095 | 27 | |
| 43 | Oklahoma..... | 214,359 | 198,943 | 15,416 | 9,509 | 5,876 | 31 | |
| 44 | Arkansas..... | 675,312 | 489,870 | 185,442 | 185,342 | 42 | 58 | |
| 45 | Western division..... | 2,297,732 | 2,145,719 | 152,013 | 17,136 | 48,802 | 63,586 | 22,489 |
| 46 | Montana..... | 149,842 | 139,139 | 10,703 | 912 | 5,657 | 1,700 | 2,434 |
| 47 | Wyoming..... | 58,184 | 55,843 | 2,341 | 631 | 859 | 458 | 393 |
| 48 | Colorado..... | 295,332 | 239,490 | 5,842 | 4,473 | 755 | 575 | 39 |
| 49 | New Mexico..... | 104,228 | 96,036 | 8,192 | 1,023 | 6,823 | 333 | 8 |
| 50 | Arizona..... | 71,795 | 55,230 | 16,565 | 1,363 | 13,551 | 1,387 | 264 |
| 51 | Utah..... | 141,637 | 138,923 | 2,764 | 454 | 1,353 | 551 | 406 |
| 52 | Nevada..... | 25,603 | 21,318 | 4,285 | 82 | 2,692 | 1,233 | 223 |
| 53 | Idaho..... | 93,367 | 88,463 | 4,904 | 160 | 2,036 | 1,420 | 1,232 |
| 54 | Washington..... | 304,178 | 288,647 | 15,531 | 1,539 | 4,960 | 3,550 | 5,432 |
| 55 | Oregon..... | 232,985 | 217,433 | 15,502 | 677 | 2,338 | 10,032 | 2,405 |
| 56 | California..... | 820,531 | 755,147 | 65,384 | 5,766 | 7,723 | 42,297 | 9,598 |
| 57 | Alaska..... | 45,872 | 27,293 | 18,579 | 151 | 15,048 | 3,113 | 267 |
| 58 | Hawaii..... | 106,369 | 36,407 | 69,962 | 158 | | 22,296 | 47,508 |
| 59 | Persons stationed abroad ³ | 90,553 | 83,572 | 6,981 | 6,365 | 28 | 304 | 284 |

¹Persons of negro descent, Chinese, Japanese, and Indians.²Includes all persons of negro descent.

ELEMENTS OF THE POPULATION.

color, by states and territories arranged geographically: 1900.

| NATIVE BORN. | | | | | | | FOREIGN BORN. | | | | | | | |
|--------------|------------|-----------------------|---------------------|---------|----------|-----------|---------------|-----------|-----------------------|---------------------|---------|----------|-----------|----|
| Total. | White. | Colored. ¹ | Negro. ² | Indian. | Chinese. | Japanese. | Total. | White. | Colored. ¹ | Negro. ² | Indian. | Chinese. | Japanese. | |
| 33,829,130 | 28,803,188 | 4,525,942 | 4,381,237 | 133,086 | 8,970 | 2,649 | 5,730,112 | 5,545,819 | 184,293 | 11,984 | 1,474 | 102,084 | 68,751 | 1 |
| 8,067,551 | 7,879,332 | 188,219 | 182,938 | 4,338 | 921 | 22 | 2,457,326 | 2,437,752 | 19,574 | 5,352 | 200 | 13,567 | 455 | 2 |
| 302,770 | 301,810 | 960 | 554 | 389 | 17 | | 48,225 | 47,976 | 249 | 116 | 32 | 98 | 3 | 3 |
| 160,866 | 160,544 | 322 | 309 | 2 | 11 | | 44,513 | 44,387 | 126 | 18 | 7 | 100 | 1 | 4 |
| 150,582 | 150,133 | 449 | 441 | 3 | 5 | | 24,556 | 24,508 | 48 | 13 | 1 | 34 | | 5 |
| 958,857 | 944,577 | 14,280 | 13,679 | 297 | 303 | 1 | 408,617 | 404,001 | 4,616 | 1,912 | 17 | 2,637 | 50 | 6 |
| 144,340 | 140,261 | 4,079 | 4,037 | 20 | 22 | | 66,176 | 65,571 | 605 | 253 | | 339 | 13 | 7 |
| 330,756 | 323,536 | 7,220 | 7,102 | 78 | 40 | | 123,538 | 122,817 | 721 | 145 | | 568 | 18 | 8 |
| 2,651,815 | 2,604,331 | 47,484 | 44,560 | 2,568 | 333 | 18 | 962,965 | 953,785 | 9,180 | 2,058 | 135 | 6,690 | 297 | 9 |
| 717,022 | 633,427 | 33,595 | 33,488 | 32 | 72 | 3 | 224,738 | 223,116 | 1,622 | 257 | 6 | 1,315 | 44 | 10 |
| 2,650,543 | 2,570,713 | 79,830 | 78,768 | 949 | 113 | | 553,998 | 551,591 | 2,407 | 580 | 2 | 1,796 | 29 | 11 |
| 5,102,674 | 3,266,609 | 1,836,065 | 1,832,597 | 3,329 | 139 | | 119,921 | 115,360 | 4,561 | 2,928 | 6 | 1,602 | 25 | 12 |
| 86,556 | 70,956 | 15,600 | 15,596 | 4 | | | 7,602 | 7,530 | 72 | 20 | | 51 | 1 | 13 |
| 541,577 | 426,114 | 115,463 | 115,407 | | 56 | | 47,698 | 47,005 | 693 | 210 | | 477 | 6 | 14 |
| 121,275 | 82,934 | 38,291 | 38,250 | 14 | 27 | | 10,729 | 10,213 | 516 | 98 | 1 | 411 | 6 | 15 |
| 913,511 | 589,962 | 323,549 | 323,346 | 192 | 11 | | 12,386 | 12,034 | 352 | 113 | 1 | 228 | 10 | 16 |
| 485,018 | 459,849 | 25,169 | 25,154 | 4 | 11 | | 14,224 | 14,164 | 60 | 13 | 2 | 45 | | 17 |
| 935,883 | 629,443 | 306,440 | 303,585 | 2,848 | 7 | | 2,794 | 2,712 | 82 | 39 | 1 | 42 | | 18 |
| 661,610 | 277,938 | 383,622 | 383,560 | 57 | 5 | | 3,285 | 3,159 | 126 | 66 | | 60 | | 19 |
| 1,095,598 | 585,845 | 509,753 | 509,726 | 10 | 17 | | 7,603 | 7,283 | 320 | 143 | 1 | 175 | 1 | 20 |
| 261,646 | 143,468 | 118,178 | 117,973 | 200 | 5 | | 13,600 | 11,260 | 2,340 | 2,226 | | 113 | 1 | 21 |
| 11,296,393 | 11,013,448 | 282,945 | 282,176 | 28,528 | 237 | 4 | 2,292,929 | 2,287,369 | 5,560 | 1,541 | 337 | 3,368 | 314 | 22 |
| 1,855,372 | 1,805,588 | 49,784 | 49,710 | 26 | 47 | 1 | 247,283 | 246,664 | 619 | 275 | 6 | 319 | 19 | 23 |
| 1,206,681 | 1,176,891 | 29,790 | 29,659 | 116 | 15 | | 78,723 | 78,487 | 236 | 42 | | 190 | 4 | 24 |
| 1,953,310 | 1,908,465 | 44,845 | 44,774 | 9 | 61 | 1 | 519,472 | 517,648 | 1,824 | 347 | 3 | 1,411 | 63 | 25 |
| 952,866 | 941,906 | 10,960 | 7,663 | 3,268 | 29 | | 296,039 | 295,192 | 847 | 557 | 73 | 211 | 6 | 26 |
| 784,937 | 779,213 | 5,724 | 1,388 | 4,314 | 22 | | 282,625 | 282,393 | 232 | 30 | 7 | 190 | 5 | 27 |
| 644,722 | 637,378 | 7,344 | 2,785 | 4,542 | 17 | | 287,768 | 287,473 | 295 | 51 | 50 | 144 | 50 | 28 |
| 985,840 | 978,784 | 7,056 | 6,845 | 198 | 13 | | 171,009 | 170,883 | 126 | 30 | | 89 | 7 | 29 |
| 1,475,593 | 1,394,412 | 81,181 | 81,100 | 71 | 10 | | 120,117 | 119,565 | 552 | 106 | 2 | 437 | 7 | 30 |
| 110,987 | 107,531 | 3,456 | 169 | 3,286 | 1 | | 66,506 | 66,145 | 361 | 4 | 179 | 30 | 148 | 31 |
| 165,038 | 164,971 | 10,067 | 263 | 9,793 | 11 | | 51,126 | 50,967 | 159 | 9 | 10 | 140 | | 32 |
| 464,665 | 459,627 | 5,038 | 3,329 | 1,701 | 8 | | 99,927 | 99,712 | 215 | 39 | 1 | 172 | 3 | 33 |
| 696,382 | 668,682 | 27,700 | 26,491 | 1,204 | 3 | 2 | 72,334 | 72,240 | 94 | 51 | 6 | 35 | 2 | 34 |
| 6,976,586 | 4,854,107 | 2,122,479 | 2,088,441 | 33,832 | 150 | 6 | 205,336 | 202,039 | 3,297 | 1,438 | 62 | 1,771 | 26 | 35 |
| 1,063,697 | 921,608 | 142,089 | 142,027 | 52 | 10 | | 26,530 | 26,440 | 90 | 46 | | 44 | | 36 |
| 1,010,793 | 772,411 | 238,382 | 238,316 | 57 | 9 | | 10,431 | 10,291 | 140 | 72 | | 64 | 4 | 37 |
| 907,614 | 498,429 | 409,185 | 409,095 | 86 | 4 | | 9,150 | 8,949 | 201 | 142 | 2 | 54 | 3 | 38 |
| 776,106 | 321,684 | 454,422 | 453,266 | 1,133 | 23 | | 5,345 | 5,026 | 319 | 118 | | 201 | | 39 |
| 665,038 | 342,308 | 322,730 | 322,357 | 336 | 31 | 6 | 29,695 | 28,834 | 861 | 307 | 2 | 542 | 10 | 40 |
| 1,476,525 | 1,166,760 | 309,765 | 309,464 | 237 | 64 | | 102,375 | 100,910 | 1,465 | 671 | 26 | 759 | 9 | 41 |
| 205,647 | 160,436 | 45,211 | 19,127 | 26,084 | | | 3,305 | 3,247 | 58 | 20 | 11 | 27 | | 42 |
| 204,859 | 189,512 | 15,347 | 9,492 | 5,855 | | | 9,500 | 9,431 | 69 | 17 | 21 | 31 | | 43 |
| 666,307 | 480,959 | 185,348 | 185,297 | 42 | 9 | | 9,005 | 8,911 | 94 | 45 | | 49 | | 44 |
| 1,743,054 | 1,672,954 | 70,100 | 16,566 | 48,200 | 5,210 | 124 | 554,678 | 472,765 | 81,913 | 570 | 602 | 58,376 | 22,365 | 45 |
| 102,246 | 95,930 | 6,316 | 9,0 | 5,348 | 68 | | 47,596 | 43,209 | 4,387 | 12 | 309 | 1,632 | 2,434 | 46 |
| 45,769 | 44,257 | 1,512 | 622 | 853 | 37 | | 12,415 | 11,586 | 829 | 9 | 6 | 421 | 393 | 47 |
| 239,284 | 234,068 | 5,216 | 4,447 | 751 | 17 | 1 | 56,048 | 55,422 | 626 | 26 | 4 | 558 | 38 | 48 |
| 95,616 | 87,766 | 7,850 | 1,008 | 6,816 | 26 | | 8,612 | 8,270 | 342 | 15 | 12 | 307 | 8 | 49 |
| 55,893 | 41,041 | 14,852 | 1,303 | 13,444 | 105 | | 15,902 | 14,189 | 1,713 | 60 | 107 | 1,282 | 264 | 50 |
| 114,014 | 112,195 | 1,819 | 444 | 1,338 | 22 | | 27,673 | 26,728 | 945 | 10 | | 629 | 406 | 51 |
| 18,081 | 15,257 | 2,824 | 78 | 2,691 | 55 | | 7,522 | 6,061 | 1,461 | 4 | 1 | 1,228 | 228 | 52 |
| 76,178 | 78,938 | 2,240 | 160 | 2,035 | 45 | | 17,189 | 14,525 | 2,664 | 6 | 1 | 1,375 | 1,282 | 53 |
| 223,184 | 221,569 | 6,615 | 1,510 | 4,915 | 160 | 30 | 75,994 | 67,078 | 8,916 | 79 | 45 | 3,390 | 5,402 | 54 |
| 187,495 | 183,598 | 3,897 | 645 | 2,381 | 865 | 6 | 45,490 | 33,885 | 11,605 | 32 | 7 | 9,167 | 2,399 | 55 |
| 580,294 | 568,335 | 16,959 | 5,449 | 7,613 | 3,810 | 87 | 240,237 | 191,812 | 48,425 | 317 | 110 | 38,487 | 9,511 | 56 |
| 34,127 | 19,171 | 14,956 | 146 | 14,781 | 28 | 1 | 11,745 | 8,122 | 3,623 | 5 | 267 | 3,085 | 266 | 57 |
| 33,478 | 28,613 | 4,865 | 104 | | 2,270 | 2,491 | 72,891 | 7,794 | 65,097 | 54 | | 20,026 | 45,017 | 58 |
| 75,267 | 68,954 | 6,313 | 6,269 | 28 | 15 | 1 | 15,286 | 14,618 | 668 | 96 | | 289 | 283 | 59 |

¹ Persons in the military and naval service of the United States (including civilian employees, etc.) stationed abroad, not credited to any state or territory.

STATISTICS OF POPULATION.

TABLE VI.—Total females, classified by general nativity and

| | STATES AND TERRITORIES. | Total females. | AGGREGATES. | | | | | |
|----|---|----------------|-------------|-----------------------|---------------------|---------|----------|-----------|
| | | | White. | Colored. ¹ | Negro. ² | Indian. | Chinese. | Japanese. |
| 1 | The United States | 37,244,145 | 32,641,781 | 4,602,364 | 4,447,568 | 132,200 | 7,996 | 14,600 |
| 2 | North Atlantic division | 10,521,818 | 10,320,804 | 201,014 | 196,730 | 4,021 | 205 | 58 |
| 3 | Maine | 348,471 | 342,440 | 1,031 | 649 | 377 | 4 | 1 |
| 4 | New Hampshire | 206,209 | 205,860 | 349 | 335 | 13 | 1 | |
| 5 | Vermont | 168,503 | 168,130 | 373 | 372 | 1 | | |
| 6 | Massachusetts | 1,487,872 | 1,421,186 | 16,686 | 16,383 | 273 | 28 | 2 |
| 7 | Rhode Island | 218,040 | 213,218 | 4,822 | 4,802 | 15 | 5 | |
| 8 | Connecticut | 454,126 | 446,071 | 8,055 | 7,979 | 75 | 1 | |
| 9 | New York | 3,654,114 | 3,598,765 | 55,349 | 52,614 | 2,554 | 142 | 39 |
| 10 | New Jersey | 941,909 | 905,774 | 36,135 | 36,099 | 25 | 6 | 5 |
| 11 | Pennsylvania | 3,097,674 | 3,019,360 | 78,214 | 77,497 | 688 | 18 | 11 |
| 12 | South Atlantic division | 5,220,885 | 3,324,089 | 1,896,796 | 1,898,492 | 3,250 | 50 | 4 |
| 13 | Delaware | 90,577 | 75,491 | 15,086 | 15,081 | 5 | | |
| 14 | Maryland | 598,769 | 479,305 | 119,464 | 119,447 | 8 | 11 | 3 |
| 15 | District of Columbia | 146,714 | 98,335 | 48,379 | 48,354 | 7 | 17 | 1 |
| 16 | Virginia | 928,287 | 590,859 | 337,428 | 337,263 | 161 | 4 | |
| 17 | West Virginia | 459,558 | 441,220 | 18,338 | 18,332 | 6 | | |
| 18 | North Carolina | 955,133 | 631,448 | 323,685 | 320,845 | 2,838 | 2 | |
| 19 | South Carolina | 675,421 | 276,660 | 398,761 | 398,695 | 64 | 2 | |
| 20 | Georgia | 1,113,130 | 588,166 | 524,964 | 524,944 | 8 | 12 | |
| 21 | Florida | 253,296 | 142,605 | 110,691 | 110,531 | 168 | 2 | |
| 22 | North Central division | 12,743,682 | 12,475,053 | 268,629 | 240,034 | 28,501 | 63 | 31 |
| 23 | Ohio | 2,054,890 | 2,007,952 | 46,938 | 46,916 | 10 | 5 | 7 |
| 24 | Indiana | 1,231,058 | 1,203,124 | 27,934 | 27,804 | 127 | 2 | 1 |
| 25 | Illinois | 2,348,768 | 2,303,760 | 40,008 | 39,957 | 4 | 31 | 16 |
| 26 | Michigan | 1,172,077 | 1,161,465 | 10,612 | 7,596 | 3,013 | | 3 |
| 27 | Wisconsin | 1,001,480 | 996,305 | 5,175 | 1,124 | 4,051 | | |
| 28 | Minnesota | 813,904 | 812,185 | 6,719 | 2,123 | 4,590 | 5 | 1 |
| 29 | Iowa | 1,075,004 | 1,069,000 | 6,004 | 5,818 | 184 | 2 | |
| 30 | Missouri | 1,510,955 | 1,430,866 | 80,089 | 80,028 | 57 | 2 | 2 |
| 31 | North Dakota | 141,653 | 138,036 | 3,617 | 113 | 3,503 | 1 | |
| 32 | South Dakota | 185,406 | 174,776 | 10,630 | 193 | 10,422 | 1 | 1 |
| 33 | Nebraska | 501,708 | 497,187 | 4,521 | 2,901 | 1,620 | | |
| 34 | Kansas | 701,779 | 675,397 | 26,382 | 25,461 | 920 | 1 | |
| 35 | South Central division | 6,898,125 | 4,759,766 | 2,138,359 | 2,104,073 | 34,220 | 61 | 5 |
| 36 | Kentucky | 1,056,947 | 914,261 | 142,686 | 142,633 | 50 | 3 | |
| 37 | Tennessee | 999,392 | 757,434 | 241,908 | 241,855 | 51 | 2 | |
| 38 | Alabama | 911,933 | 493,774 | 418,159 | 418,070 | 89 | | |
| 39 | Mississippi | 769,819 | 314,490 | 455,329 | 454,246 | 1,079 | 13 | |
| 40 | Louisiana | 686,892 | 358,470 | 328,422 | 328,140 | 255 | 26 | 1 |
| 41 | Texas | 1,469,810 | 1,158,999 | 310,811 | 310,587 | 207 | 13 | 4 |
| 42 | Indian Territory | 183,108 | 138,997 | 44,111 | 17,706 | 26,405 | | |
| 43 | Oklahoma | 183,972 | 168,581 | 15,391 | 9,322 | 6,069 | | |
| 44 | Arkansas | 636,252 | 454,710 | 181,542 | 181,514 | 24 | 4 | |
| 45 | Western division | 1,793,617 | 1,727,749 | 65,868 | 13,113 | 47,720 | 4,143 | 887 |
| 46 | Montana | 93,487 | 87,144 | 6,343 | 611 | 5,686 | 39 | 7 |
| 47 | Wyoming | 84,347 | 33,208 | 1,139 | 309 | 827 | 3 | |
| 48 | Colorado | 244,368 | 239,556 | 4,812 | 4,097 | 682 | 24 | 9 |
| 49 | New Mexico | 91,082 | 84,171 | 6,911 | 587 | 6,316 | 8 | |
| 50 | Arizona | 51,136 | 37,673 | 13,463 | 485 | 12,929 | 32 | 17 |
| 51 | Utah | 185,062 | 133,542 | 1,520 | 218 | 1,270 | 21 | 11 |
| 52 | Nevada | 16,732 | 14,037 | 2,645 | 52 | 2,524 | 69 | |
| 53 | Idaho | 63,405 | 66,032 | 2,373 | 127 | 2,190 | 47 | 9 |
| 54 | Washington | 213,925 | 207,657 | 6,268 | 925 | 5,079 | 79 | 185 |
| 55 | Oregon | 180,551 | 177,099 | 3,452 | 428 | 2,563 | 365 | 96 |
| 56 | California | 664,522 | 647,530 | 16,942 | 5,279 | 7,654 | 3,456 | 553 |
| 57 | Alaska | 17,720 | 3,200 | 14,520 | 17 | 14,488 | 3 | 12 |
| 58 | Hawaii | 47,632 | 30,433 | 17,149 | 75 | | 3,471 | 13,603 |
| 59 | Persons stationed abroad ³ | 666 | 637 | 29 | 29 | | | |

¹ Persons of negro descent, Chinese, Japanese, and Indians.² Includes all persons of negro descent.

ELEMENTS OF THE POPULATION.

color, by states and territories arranged geographically: 1900.

| NATIVE BORN. | | | | | | | FOREIGN BORN. | | | | | | | |
|--------------|------------|-----------------------|---------------------|---------|----------|-----------|---------------|-----------|-----------------------|---------------------|---------|----------|-----------|----|
| Total. | White. | Colored. ¹ | Negro. ² | Indian. | Chinese. | Japanese. | Total. | White. | Colored. ¹ | Negro. ² | Indian. | Chinese. | Japanese. | |
| 32,514,172 | 27,937,551 | 4,576,621 | 4,439,059 | 130,954 | 4,105 | 2,503 | 4,729,973 | 4,704,230 | 25,743 | 3,509 | 1,246 | 3,891 | 12,097 | 1 |
| 8,216,348 | 8,019,568 | 196,780 | 192,839 | 3,809 | 113 | 19 | 2,305,470 | 2,301,236 | 4,234 | 3,891 | 212 | 92 | 39 | 2 |
| 298,366 | 297,481 | 885 | 547 | 336 | 2 | ----- | 45,105 | 44,959 | 146 | 102 | 41 | 2 | 1 | 3 |
| 162,615 | 162,286 | 329 | 324 | 5 | ----- | ----- | 43,594 | 43,574 | 20 | 11 | 8 | 1 | ----- | 4 |
| 148,312 | 147,944 | 368 | 367 | 1 | ----- | ----- | 20,191 | 20,186 | 5 | 5 | ----- | ----- | ----- | 5 |
| 1,000,165 | 985,073 | 15,092 | 14,820 | 260 | 12 | ----- | 437,707 | 436,113 | 1,594 | 1,563 | 13 | 16 | 2 | 6 |
| 149,697 | 145,017 | 4,680 | 4,663 | 15 | 2 | ----- | 68,343 | 68,201 | 142 | 139 | ----- | 3 | ----- | 7 |
| 339,454 | 331,492 | 7,962 | 7,888 | 74 | ----- | ----- | 114,672 | 114,579 | 93 | 91 | 1 | 1 | ----- | 8 |
| 2,716,654 | 2,663,027 | 53,627 | 51,120 | 2,411 | 73 | 18 | 937,460 | 935,738 | 1,722 | 1,494 | 143 | 64 | 21 | 9 |
| 734,763 | 698,840 | 35,923 | 35,897 | 22 | 4 | ----- | 207,146 | 206,934 | 212 | 202 | 3 | 2 | 5 | 10 |
| 2,666,322 | 2,588,408 | 77,914 | 77,213 | 685 | 15 | 1 | 431,252 | 430,952 | 300 | 284 | 3 | 3 | 10 | 11 |
| 5,124,776 | 3,230,566 | 1,894,210 | 1,890,925 | 3,247 | 36 | 2 | 96,109 | 93,523 | 2,586 | 2,567 | 3 | 14 | 2 | 12 |
| 84,369 | 69,292 | 15,077 | 15,072 | 5 | ----- | ----- | 6,208 | 6,199 | 9 | 9 | ----- | ----- | ----- | 13 |
| 552,633 | 433,166 | 119,367 | 119,354 | 3 | 8 | 2 | 46,236 | 46,139 | 97 | 93 | ----- | 3 | 1 | 14 |
| 137,324 | 89,028 | 48,296 | 48,278 | 6 | 12 | ----- | 9,390 | 9,307 | 83 | 76 | 1 | 5 | 1 | 15 |
| 921,212 | 533,825 | 337,887 | 337,224 | 161 | 2 | ----- | 7,075 | 7,034 | 41 | 39 | ----- | 2 | ----- | 16 |
| 451,331 | 433,005 | 18,326 | 18,321 | 5 | ----- | ----- | 8,227 | 8,215 | 12 | 11 | 1 | ----- | ----- | 17 |
| 953,435 | 629,766 | 323,669 | 320,830 | 2,838 | 1 | ----- | 1,698 | 1,682 | 16 | 15 | ----- | 1 | ----- | 18 |
| 673,178 | 274,443 | 398,730 | 398,664 | 64 | 2 | ----- | 2,243 | 2,212 | 31 | 31 | ----- | ----- | ----- | 19 |
| 1,108,330 | 583,423 | 524,902 | 524,885 | 8 | 9 | ----- | 4,300 | 4,738 | 62 | 59 | ----- | 3 | ----- | 20 |
| 243,064 | 134,608 | 108,456 | 108,297 | 157 | 2 | ----- | 10,232 | 7,997 | 2,235 | 2,234 | 1 | ----- | ----- | 21 |
| 10,878,137 | 10,611,020 | 267,117 | 238,847 | 28,230 | 30 | 10 | 1,865,545 | 1,864,033 | 1,512 | 1,187 | 271 | 33 | 21 | 22 |
| 1,843,439 | 1,796,716 | 46,723 | 46,708 | 9 | 3 | 3 | 211,451 | 211,236 | 215 | 208 | 1 | 2 | 4 | 23 |
| 1,167,660 | 1,139,750 | 27,910 | 27,782 | 127 | 1 | ----- | 63,398 | 63,374 | 24 | 22 | ----- | 1 | 1 | 24 |
| 1,901,493 | 1,861,773 | 39,720 | 39,694 | 4 | 17 | 5 | 447,275 | 446,987 | 288 | 263 | ----- | 14 | 11 | 25 |
| 926,463 | 916,461 | 10,002 | 7,050 | 2,950 | ----- | 2 | 245,614 | 245,004 | 610 | 546 | 63 | ----- | 1 | 26 |
| 768,134 | 762,993 | 5,141 | 1,098 | 4,043 | ----- | ----- | 233,346 | 233,312 | 34 | 26 | 8 | ----- | ----- | 27 |
| 601,354 | 594,723 | 6,631 | 2,092 | 4,536 | 3 | ----- | 217,650 | 217,462 | 88 | 31 | 54 | 2 | 1 | 28 |
| 940,093 | 934,101 | 5,992 | 5,809 | 183 | ----- | ----- | 134,911 | 134,899 | 12 | 9 | 1 | 2 | ----- | 29 |
| 1,414,693 | 1,334,656 | 80,037 | 79,931 | 56 | ----- | ----- | 96,262 | 96,210 | 52 | 47 | 1 | 2 | 2 | 30 |
| 95,068 | 91,591 | 3,477 | 110 | 3,366 | 1 | ----- | 46,585 | 46,445 | 140 | 3 | 137 | ----- | ----- | 31 |
| 148,024 | 137,414 | 10,610 | 188 | 10,417 | 5 | ----- | 37,382 | 37,362 | 20 | 5 | 5 | 9 | 1 | 32 |
| 424,288 | 419,732 | 4,556 | 2,837 | 1,619 | ----- | ----- | 77,420 | 77,405 | 15 | 14 | 1 | ----- | ----- | 33 |
| 647,428 | 621,060 | 26,368 | 25,448 | 920 | ----- | ----- | 54,351 | 54,337 | 14 | 13 | ----- | 1 | ----- | 34 |
| 6,745,806 | 4,608,113 | 2,137,693 | 2,108,443 | 34,197 | 52 | 1 | 152,319 | 151,653 | 666 | 630 | 23 | 9 | 4 | 35 |
| 1,033,228 | 890,568 | 142,660 | 142,607 | 50 | 3 | ----- | 23,719 | 23,693 | 26 | 26 | ----- | ----- | ----- | 36 |
| 992,077 | 750,189 | 241,888 | 241,835 | 51 | 2 | ----- | 7,315 | 7,295 | 20 | 20 | ----- | ----- | ----- | 37 |
| 906,491 | 488,385 | 418,106 | 418,017 | 89 | ----- | ----- | 5,442 | 5,339 | 53 | 53 | ----- | ----- | ----- | 38 |
| 767,183 | 311,891 | 455,292 | 454,211 | 1,070 | 11 | ----- | 2,636 | 2,599 | 37 | 35 | ----- | 2 | ----- | 39 |
| 663,684 | 335,451 | 328,233 | 327,957 | 255 | 20 | 1 | 23,208 | 23,019 | 189 | 183 | ----- | 6 | ----- | 40 |
| 1,392,828 | 1,082,328 | 310,500 | 310,287 | 201 | 12 | ----- | 76,982 | 76,671 | 311 | 300 | 6 | 1 | 4 | 41 |
| 181,655 | 137,458 | 44,097 | 17,706 | 26,391 | ----- | ----- | 1,553 | 1,539 | 14 | ----- | 14 | ----- | ----- | 42 |
| 177,792 | 162,408 | 15,384 | 9,318 | 6,066 | ----- | ----- | 6,180 | 6,173 | 7 | 4 | 3 | ----- | ----- | 43 |
| 630,968 | 449,435 | 181,533 | 181,505 | 24 | 4 | ----- | 5,234 | 5,275 | 9 | 9 | ----- | ----- | ----- | 44 |
| 1,501,974 | 1,439,662 | 62,312 | 12,836 | 47,223 | 2,122 | 81 | 291,643 | 288,087 | 3,556 | 232 | 497 | 2,021 | 806 | 45 |
| 74,016 | 67,980 | 6,036 | 603 | 5,425 | 8 | ----- | 19,471 | 19,164 | 307 | 8 | 261 | 31 | 7 | 46 |
| 29,347 | 28,212 | 1,135 | 309 | 824 | 2 | ----- | 5,000 | 4,996 | 4 | ----- | 3 | 1 | ----- | 47 |
| 209,261 | 204,503 | 4,758 | 4,069 | 681 | 3 | ----- | 35,107 | 35,053 | 54 | 28 | 1 | 16 | 9 | 48 |
| 86,069 | 79,180 | 6,889 | 530 | 6,304 | 5 | ----- | 5,013 | 4,991 | 22 | 7 | -12 | 3 | ----- | 49 |
| 42,805 | 29,467 | 13,338 | 461 | 12,856 | 21 | ----- | 8,331 | 8,206 | 125 | 24 | 73 | 11 | 17 | 50 |
| 108,958 | 107,466 | 1,492 | 214 | 1,270 | 8 | ----- | 26,104 | 26,076 | 28 | 4 | ----- | 13 | 11 | 51 |
| 14,161 | 11,567 | 2,594 | 51 | 2,524 | 19 | ----- | 2,571 | 2,520 | 51 | 1 | ----- | 50 | ----- | 52 |
| 60,990 | 58,667 | 2,323 | 124 | 2,187 | 12 | ----- | 7,415 | 7,365 | 50 | 3 | 3 | 35 | 9 | 53 |
| 173,555 | 172,610 | 5,945 | 896 | 4,990 | 38 | 21 | 35,370 | 35,047 | 323 | 29 | 89 | 41 | 164 | 54 |
| 160,293 | 157,123 | 3,170 | 416 | 2,660 | 190 | 4 | 20,253 | 19,976 | 277 | 12 | 3 | 175 | 92 | 55 |
| 537,519 | 522,387 | 14,632 | 5,163 | 7,602 | 1,811 | 56 | 127,003 | 124,693 | 2,310 | 116 | 52 | 1,645 | 497 | 56 |
| 16,804 | 2,538 | 14,266 | 17 | 14,248 | 1 | ----- | 916 | 662 | 254 | ----- | 240 | 2 | 12 | 57 |
| 29,743 | 26,528 | 4,215 | 74 | ----- | 1,751 | 2,390 | 17,889 | 4,955 | 12,934 | 1 | ----- | 1,720 | 11,213 | 58 |
| 584 | 556 | 28 | 28 | ----- | ----- | ----- | 82 | 81 | 1 | 1 | ----- | ----- | ----- | 59 |

¹ Persons in the military and naval service of the United States (including civilian employees, etc.) stationed abroad, not credited to any state or territory.

STATISTICS OF POPULATION.

TABLE VII.—Total population, classified by parentage and color, by states and territories arranged geographically: 1900.

| STATES AND TERRITORIES. | NATIVE PARENTAGE. | | | | | | | FOREIGN PARENTAGE. | | | | | | |
|---|-------------------|------------|-----------------------|---------------------|---------|---------------|----------------|--------------------|------------|-----------------------|---------------------|---------|---------------|----------------|
| | Total. | White. | Colored. ¹ | Negro. ² | Indian. | Chi- nese. | Japa- nese. | Total. | White. | Colored. ¹ | Negro. ² | Indian. | Chi- nese. | Japa- nese. |
| The United States | 50,104,448 | 41,062,326 | 9,042,122 | 8,786,210 | 255,528 | 324 | 60 | 26,198,939 | 25,923,462 | 270,477 | 54,579 | 11,232 | 118,726 | 85,940 |
| North Atlantic division | 10,293,178 | 9,919,854 | 373,324 | 365,764 | 7,508 | 47 | 5 | 10,753,517 | 10,713,034 | 35,483 | 19,256 | 1,051 | 14,646 | 530 |
| Maine | 494,732 | 493,246 | 1,486 | 882 | 604 | | | 199,734 | 198,980 | 754 | 437 | 194 | 119 | 4 |
| New Hampshire | 243,264 | 242,678 | 591 | 589 | 2 | | | 168,324 | 168,118 | 206 | 78 | 20 | 112 | 1 |
| Vermont | 226,297 | 225,538 | 759 | 757 | 2 | | | 117,344 | 117,233 | 111 | 69 | 3 | 39 | |
| Massachusetts | 1,058,765 | 1,032,535 | 26,230 | 25,697 | 524 | 9 | | 1,746,581 | 1,737,229 | 9,352 | 6,277 | 68 | 2,959 | 53 |
| Rhode Island | 153,413 | 145,037 | 8,376 | 8,341 | 35 | | | 275,143 | 274,013 | 1,130 | 761 | | 366 | 13 |
| Connecticut | 387,628 | 372,860 | 14,668 | 14,519 | 149 | | | 520,892 | 519,564 | 1,328 | 707 | 4 | 599 | 18 |
| New York | 2,949,102 | 2,852,492 | 96,610 | 92,055 | 4,524 | 26 | 5 | 4,319,792 | 4,304,389 | 15,403 | 7,177 | 733 | 7,144 | 349 |
| New Jersey | 894,691 | 826,101 | 68,590 | 68,594 | 53 | 3 | | 983,978 | 986,216 | 2,762 | 1,310 | 10 | 1,390 | 52 |
| Pennsylvania | 3,885,386 | 3,720,372 | 165,014 | 154,390 | 1,615 | 9 | | 2,416,729 | 2,412,292 | 4,437 | 2,455 | 24 | 1,918 | 40 |
| South Atlantic division | 9,831,526 | 6,107,628 | 3,723,898 | 3,717,320 | 6,567 | 11 | | 611,954 | 598,430 | 13,524 | 11,697 | 18 | 1,780 | 29 |
| Delaware | 143,660 | 118,039 | 30,621 | 30,613 | 8 | | | 36,075 | 35,933 | 137 | 34 | 1 | 51 | 1 |
| Maryland | 914,317 | 680,103 | 234,214 | 234,210 | 1 | 3 | | 273,727 | 272,321 | 1,406 | 854 | 2 | 641 | 9 |
| District of Columbia | 220,347 | 134,142 | 86,205 | 86,186 | 18 | 1 | | 53,371 | 57,390 | 981 | 516 | 4 | 454 | 7 |
| Virginia | 1,801,920 | 1,141,261 | 660,659 | 660,307 | 352 | | | 52,264 | 51,594 | 670 | 415 | 2 | 243 | 10 |
| West Virginia | 387,412 | 344,001 | 43,411 | 43,396 | 9 | 6 | | 71,388 | 71,232 | 156 | 103 | 3 | 50 | |
| North Carolina | 1,880,774 | 1,250,821 | 629,953 | 624,266 | 5,686 | 1 | | 13,036 | 12,782 | 254 | 203 | 1 | 50 | |
| South Carolina | 1,322,688 | 540,781 | 781,907 | 781,783 | 119 | | | 17,623 | 17,026 | 602 | 533 | 2 | 67 | |
| Georgia | 2,173,236 | 1,144,399 | 1,033,837 | 1,033,820 | 17 | | | 38,095 | 36,895 | 1,200 | 993 | 2 | 204 | 1 |
| Florida | 477,172 | 254,081 | 223,091 | 222,734 | 357 | | | 51,370 | 43,252 | 8,118 | 7,996 | 1 | 120 | 1 |
| North Central division | 14,693,576 | 14,153,700 | 539,876 | 486,127 | 53,718 | 19 | 12 | 11,639,423 | 11,622,170 | 17,253 | 9,624 | 3,648 | 3,649 | 337 |
| Ohio | 2,746,861 | 2,651,710 | 95,151 | 95,118 | 32 | 1 | | 1,410,684 | 1,408,494 | 2,190 | 1,733 | 10 | 370 | 27 |
| Indiana | 2,009,727 | 1,952,379 | 57,348 | 57,111 | 236 | 1 | | 506,735 | 506,123 | 612 | 394 | 7 | 206 | 5 |
| Illinois | 2,355,174 | 2,272,168 | 83,006 | 82,986 | 7 | 11 | 2 | 2,466,376 | 2,462,705 | 3,671 | 2,092 | 9 | 1,492 | 78 |
| Michigan | 1,047,527 | 1,028,958 | 18,569 | 12,744 | 5,817 | | 8 | 1,373,455 | 1,369,605 | 3,850 | 3,072 | 537 | 240 | 1 |
| Wisconsin | 596,715 | 586,238 | 10,427 | 2,348 | 8,079 | | | 1,472,327 | 1,471,623 | 704 | 194 | 293 | 212 | 5 |
| Minnesota | 439,375 | 426,078 | 13,297 | 4,619 | 8,676 | 2 | | 1,312,019 | 1,310,958 | 1,061 | 340 | 506 | 164 | 51 |
| Iowa | 1,274,311 | 1,261,468 | 12,843 | 12,460 | 381 | 2 | | 957,542 | 957,199 | 343 | 233 | 1 | 102 | 7 |
| Missouri | 2,365,609 | 2,205,054 | 160,555 | 160,434 | 120 | 1 | | 741,056 | 739,789 | 1,267 | 800 | 10 | 443 | 9 |
| North Dakota | 71,733 | 65,887 | 5,846 | 236 | 5,610 | | | 247,413 | 246,325 | 1,088 | 50 | 1,358 | 32 | 143 |
| South Dakota | 156,187 | 136,288 | 19,899 | 4,619 | 19,494 | | | 245,333 | 244,426 | 907 | 60 | 731 | 165 | 1 |
| Nebraska | 562,964 | 553,627 | 9,337 | 6,073 | 3,264 | | | 503,336 | 502,399 | 437 | 196 | 58 | 180 | 3 |
| Kansas | 1,067,393 | 1,013,795 | 53,598 | 51,593 | 2,002 | 1 | 2 | 403,102 | 402,524 | 578 | 410 | 123 | 38 | 2 |
| South Central division | 13,005,076 | 8,755,263 | 4,249,813 | 4,132,302 | 67,003 | 3 | | 1,074,971 | 1,060,649 | 14,322 | 11,150 | 1,161 | 1,974 | 37 |
| Kentucky | 1,957,917 | 1,673,466 | 284,451 | 284,350 | 101 | | | 189,257 | 188,343 | 414 | 356 | 1 | 57 | |
| Tennessee | 1,961,534 | 1,431,666 | 479,913 | 479,311 | 106 | 1 | | 59,032 | 58,520 | 512 | 432 | 2 | 74 | 4 |
| Alabama | 1,783,110 | 956,680 | 826,430 | 826,255 | 175 | | | 45,587 | 44,472 | 1,115 | 1,052 | 2 | 58 | 3 |
| Mississippi | 1,522,824 | 614,073 | 908,751 | 906,545 | 2,203 | 3 | | 23,446 | 27,127 | 1,319 | 1,035 | | 234 | |
| Louisiana | 1,217,965 | 570,054 | 647,911 | 647,317 | 591 | 3 | | 163,660 | 159,553 | 4,102 | 3,437 | 2 | 596 | 17 |
| Texas | 2,577,137 | 1,960,018 | 617,119 | 616,776 | 343 | 1 | | 471,573 | 466,651 | 4,922 | 3,947 | 127 | 835 | 13 |
| Indian Territory | 376,131 | 287,637 | 88,474 | 36,716 | 51,758 | | | 15,929 | 15,023 | 906 | 137 | 742 | 27 | |
| Oklahoma | 344,311 | 313,941 | 30,370 | 18,710 | 11,660 | | | 54,020 | 53,533 | 437 | 121 | 235 | 31 | |
| Arkansas | 1,264,097 | 897,708 | 366,389 | 366,323 | 66 | | | 47,467 | 46,372 | 595 | 533 | | 62 | |
| Western division | 2,142,280 | 2,021,771 | 120,509 | 27,792 | 92,623 | 172 | 22 | 1,949,069 | 1,851,697 | 97,372 | 2,462 | 3,999 | 67,557 | 23,354 |
| Montana | 103,937 | 93,026 | 10,911 | 1,418 | 9,490 | 3 | | 139,392 | 133,257 | 6,135 | 105 | 1,853 | 1,736 | 2,441 |
| Wyoming | 50,538 | 47,995 | 2,543 | 901 | 1,641 | 1 | | 41,993 | 41,056 | 937 | 39 | 45 | 460 | 393 |
| Colorado | 321,264 | 311,520 | 9,744 | 3,317 | 1,425 | 2 | | 218,436 | 217,526 | 910 | 253 | 12 | 597 | 43 |
| New Mexico | 163,671 | 149,061 | 14,610 | 1,529 | 13,080 | 1 | | 31,639 | 31,146 | 493 | 81 | 64 | 340 | 8 |
| Arizona | 72,623 | 44,335 | 27,788 | 1,600 | 26,134 | 4 | | 50,308 | 48,068 | 2,240 | 243 | 296 | 1,415 | 231 |
| Utah | 107,276 | 104,070 | 3,206 | 588 | 2,614 | 4 | | 169,473 | 163,395 | 1,078 | 84 | 9 | 568 | 417 |
| Nevada | 20,458 | 15,130 | 5,328 | 120 | 5,208 | | | 21,377 | 20,275 | 1,602 | 14 | 3 | 1,352 | 228 |
| Idaho | 94,321 | 89,882 | 4,439 | 267 | 4,170 | 2 | | 67,451 | 64,613 | 2,838 | 26 | 56 | 1,465 | 1,291 |
| Washington | 276,715 | 265,179 | 11,536 | 2,246 | 9,283 | 3 | 4 | 241,338 | 231,125 | 10,263 | 268 | 756 | 3,623 | 5,613 |
| Oregon | 261,917 | 256,202 | 5,715 | 991 | 4,713 | 11 | | 151,619 | 133,380 | 13,239 | 114 | 233 | 10,386 | 2,501 |
| California | 669,560 | 644,371 | 24,689 | 9,315 | 14,715 | 141 | 18 | 315,493 | 275,856 | 39,637 | 1,230 | 662 | 45,612 | 10,133 |
| Alaska | 45,846 | 17,505 | 28,341 | 155 | 28,186 | | | 17,746 | 12,988 | 4,758 | 13 | 1,350 | 3,116 | 279 |
| Hawaii | 33,110 | 37,947 | 163 | 76 | | 67 | 20 | 115,391 | 23,943 | 86,948 | 157 | | 25,700 | 61,091 |
| Persons stationed abroad ³ | 54,356 | 43,658 | 6,198 | 6,174 | 23 | | 1 | 36,363 | 35,551 | 812 | 220 | 5 | 304 | 233 |

¹ Persons of negro descent, Chinese, Japanese, and Indians.
² Includes all persons of negro descent.

³ Persons in the military and naval service of the United States (including civilian employees, etc.) stationed abroad, not credited to any state or territory.

ELEMENTS OF THE POPULATION.

TABLE VIII.—Total males, classified by parentage and color, by states and territories arranged geographically: 1900.

| STATES AND TERRITORIES. | NATIVE PARENTAGE. | | | | | | | FOREIGN PARENTAGE. | | | | | | |
|---|-------------------|------------|-----------------------|---------------------|---------|---------------|----------------|--------------------|------------|-----------------------|---------------------|---------|---------------|----------------|
| | Total. | White. | Colored. ¹ | Negro. ² | Indian. | Chi- nese. | Japa- nese. | Total. | White. | Colored. ¹ | Negro. ² | Indian. | Chi- nese. | Japa- nese. |
| The United States | 25,433,184 | 20,939,751 | 4,498,433 | 4,364,586 | 123,604 | 203 | 40 | 13,626,058 | 13,409,256 | 216,802 | 28,635 | 5,956 | 110,851 | 71,360 |
| North Atlantic division | 5,114,786 | 4,932,325 | 182,411 | 178,340 | 4,050 | 17 | 4 | 5,410,141 | 5,384,759 | 25,382 | 9,950 | 488 | 14,471 | 473 |
| Maine | 248,916 | 248,145 | 771 | 440 | 381 | | | 102,079 | 101,641 | 438 | 230 | 90 | 115 | 3 |
| New Hampshire | 121,200 | 120,918 | 282 | 281 | 1 | | | 84,179 | 84,013 | 166 | 46 | 8 | 111 | 1 |
| Vermont | 114,269 | 113,853 | 416 | 414 | 2 | | | 60,869 | 60,788 | 81 | 40 | 2 | 39 | |
| Massachusetts | 517,614 | 504,956 | 12,658 | 12,367 | 282 | 9 | | 849,860 | 843,622 | 6,238 | 3,224 | 32 | 2,931 | 51 |
| Rhode Island | 75,682 | 71,804 | 3,878 | 3,858 | 20 | | | 134,834 | 134,028 | 806 | 424 | | 361 | 13 |
| Connecticut | 191,441 | 184,467 | 6,974 | 6,896 | 78 | | | 262,853 | 261,886 | 967 | 351 | | 598 | 18 |
| New York | 1,463,646 | 1,418,344 | 45,302 | 42,936 | 2,362 | | 4 | 2,151,134 | 2,139,772 | 11,362 | 3,682 | 341 | 7,023 | 311 |
| New Jersey | 402,610 | 409,499 | 33,111 | 33,076 | 32 | 3 | | 499,150 | 497,044 | 2,106 | 669 | 6 | 1,384 | 47 |
| Pennsylvania | 1,939,858 | 1,860,339 | 79,019 | 78,072 | 942 | 5 | | 1,265,183 | 1,261,965 | 3,218 | 1,276 | 9 | 1,904 | 29 |
| South Atlantic division | 4,907,108 | 3,074,117 | 1,832,991 | 1,829,658 | 3,323 | 10 | | 315,487 | 307,852 | 7,635 | 5,867 | 12 | 1,731 | 25 |
| Delaware | 75,433 | 59,854 | 15,579 | 15,575 | 4 | | | 18,725 | 18,632 | 93 | 41 | | 51 | 1 |
| Maryland | 453,627 | 338,453 | 115,174 | 115,171 | | 3 | | 135,648 | 134,666 | 982 | 446 | | 530 | 6 |
| District of Columbia | 103,099 | 64,975 | 38,124 | 38,111 | 13 | | | 28,905 | 28,222 | 683 | 237 | 2 | 438 | 6 |
| Virginia | 896,679 | 573,171 | 323,408 | 323,217 | 191 | | | 29,318 | 28,825 | 493 | 242 | 2 | 239 | 10 |
| West Virginia | 460,242 | 435,122 | 25,120 | 25,110 | 4 | 6 | | 39,000 | 38,391 | 109 | 57 | 2 | 50 | |
| North Carolina | 931,612 | 625,255 | 306,357 | 303,508 | 2,848 | 1 | | 7,065 | 6,900 | 165 | 116 | 1 | 48 | |
| South Carolina | 655,707 | 272,319 | 383,388 | 383,333 | 55 | | | 9,188 | 8,823 | 360 | 293 | 2 | 65 | |
| Georgia | 1,032,902 | 573,556 | 509,346 | 509,337 | 9 | | | 20,299 | 19,572 | 727 | 532 | 2 | 192 | 1 |
| Florida | 247,907 | 131,412 | 116,495 | 116,296 | 199 | | | 27,339 | 23,316 | 4,023 | 3,908 | 1 | 118 | 1 |
| North Central division | 7,526,632 | 7,248,927 | 277,705 | 250,779 | 26,906 | 12 | 8 | 6,062,690 | 6,051,890 | 10,800 | 4,938 | 1,959 | 3,593 | 310 |
| Ohio | 1,335,591 | 1,336,479 | 49,112 | 49,087 | 24 | 1 | | 717,064 | 715,773 | 1,291 | 898 | 8 | 365 | 20 |
| Indiana | 1,023,081 | 993,463 | 29,618 | 29,505 | 112 | 1 | | 262,323 | 261,915 | 408 | 196 | 4 | 204 | 4 |
| Illinois | 1,205,120 | 1,161,058 | 44,062 | 44,053 | 3 | 6 | | 1,267,662 | 1,265,055 | 2,607 | 1,068 | 9 | 1,466 | 64 |
| Michigan | 534,236 | 524,426 | 9,810 | 6,757 | 3,047 | | 6 | 714,669 | 712,672 | 1,997 | 1,463 | 294 | 240 | |
| Wisconsin | 304,277 | 298,303 | 5,974 | 1,311 | 4,163 | | | 763,235 | 762,303 | 482 | 107 | 158 | 212 | 5 |
| Minnesota | 232,269 | 225,321 | 6,948 | 2,615 | 4,332 | 1 | | 700,221 | 699,530 | 691 | 221 | 260 | 160 | 50 |
| Iowa | 654,947 | 648,015 | 6,932 | 6,732 | 198 | 2 | | 501,902 | 501,652 | 250 | 143 | | 100 | 7 |
| Missouri | 1,212,898 | 1,132,053 | 80,845 | 80,774 | 71 | | | 332,812 | 331,924 | 888 | 432 | 2 | 447 | 7 |
| North Dakota | 40,264 | 37,373 | 2,891 | 152 | 2,739 | | | 137,229 | 136,303 | 926 | 21 | 726 | 31 | 148 |
| South Dakota | 83,139 | 73,493 | 9,646 | 241 | 9,405 | | | 133,025 | 132,445 | 580 | 31 | 398 | 151 | |
| Nebraska | 296,849 | 291,919 | 4,930 | 3,254 | 1,676 | | | 267,743 | 267,420 | 323 | 114 | 26 | 130 | 3 |
| Kansas | 553,961 | 526,524 | 27,437 | 26,293 | 1,136 | 1 | 2 | 214,755 | 214,398 | 357 | 244 | 74 | 37 | 2 |
| South Central division | 6,614,159 | 4,497,024 | 2,117,135 | 2,083,809 | 33,323 | 3 | | 567,763 | 559,122 | 8,641 | 6,070 | 621 | 1,918 | 32 |
| Kentucky | 995,959 | 854,029 | 141,930 | 141,879 | 51 | | | 94,268 | 94,019 | 249 | 194 | 1 | 54 | |
| Tennessee | 989,925 | 751,736 | 238,189 | 238,133 | 56 | | | 31,299 | 30,966 | 333 | 255 | 1 | 73 | 4 |
| Alabama | 891,945 | 483,178 | 408,767 | 408,681 | 86 | | | 24,819 | 24,200 | 619 | 556 | 2 | 58 | 3 |
| Mississippi | 765,732 | 311,841 | 453,891 | 452,757 | 1,133 | 1 | | 15,719 | 14,869 | 850 | 627 | | 223 | |
| Louisiana | 611,435 | 290,160 | 321,275 | 320,938 | 336 | 1 | | 83,298 | 80,932 | 2,316 | 1,726 | 2 | 572 | 16 |
| Texas | 1,327,139 | 1,019,055 | 308,084 | 307,922 | 161 | 1 | | 251,761 | 248,615 | 3,146 | 2,213 | 102 | 822 | 9 |
| Indian Territory | 199,500 | 154,714 | 44,786 | 19,055 | 25,731 | | | 9,452 | 8,969 | 483 | 92 | 364 | 27 | |
| Oklahoma | 184,113 | 168,949 | 15,164 | 9,437 | 5,727 | | | 30,246 | 29,994 | 252 | 72 | 149 | 31 | |
| Arkansas | 643,411 | 463,362 | 180,049 | 185,007 | 42 | | | 26,901 | 26,508 | 393 | 335 | | 58 | |
| Western division | 1,165,511 | 1,103,068 | 62,443 | 15,660 | 46,660 | 104 | 19 | 1,132,221 | 1,042,651 | 89,570 | 1,476 | 2,142 | 63,482 | 22,470 |
| Montana | 61,283 | 55,783 | 5,500 | 849 | 4,643 | 3 | | 88,559 | 83,356 | 5,203 | 63 | 1,009 | 1,697 | 2,434 |
| Wyoming | 31,187 | 29,745 | 1,442 | 605 | 836 | 1 | | 26,997 | 26,098 | 899 | 26 | 23 | 457 | 393 |
| Colorado | 173,348 | 163,260 | 5,088 | 4,337 | 750 | 1 | | 121,984 | 121,230 | 754 | 136 | 5 | 574 | 39 |
| New Mexico | 86,039 | 78,261 | 7,778 | 984 | 6,793 | 1 | | 18,189 | 17,775 | 414 | 39 | 35 | 332 | 8 |
| Arizona | 41,225 | 26,633 | 14,592 | 1,204 | 13,384 | 4 | | 30,570 | 23,597 | 1,973 | 159 | 167 | 1,383 | 264 |
| Utah | 55,220 | 53,468 | 1,752 | 402 | 1,347 | 3 | | 86,467 | 85,455 | 1,012 | 52 | 6 | 543 | 406 |
| Nevada | 11,653 | 8,895 | 2,758 | 72 | 2,686 | | | 13,950 | 12,423 | 1,527 | 10 | 6 | 1,283 | 228 |
| Idaho | 52,604 | 50,452 | 2,152 | 149 | 2,001 | 2 | | 40,763 | 38,011 | 2,752 | 17 | 35 | 1,418 | 1,282 |
| Washington | 157,847 | 151,821 | 6,026 | 1,415 | 4,605 | 2 | 4 | 146,331 | 136,326 | 9,505 | 174 | 355 | 3,548 | 5,423 |
| Oregon | 141,711 | 138,845 | 2,866 | 601 | 2,259 | 6 | | 91,274 | 78,638 | 12,636 | 76 | 129 | 10,026 | 2,405 |
| California | 353,394 | 340,905 | 12,489 | 5,042 | 7,351 | 81 | 15 | 467,137 | 414,242 | 52,895 | 724 | 372 | 42,216 | 9,583 |
| Alaska | 30,274 | 15,816 | 14,458 | 139 | 14,319 | | | 15,598 | 11,477 | 4,121 | 12 | 729 | 3,113 | 267 |
| Hawaii | 20,325 | 20,206 | 119 | 54 | | 57 | 8 | 36,044 | 16,201 | 69,343 | 104 | | 22,239 | 47,500 |
| Persons stationed abroad ³ | 54,439 | 48,268 | 6,171 | 6,147 | 23 | | 1 | 36,114 | 35,304 | 810 | 218 | 5 | 304 | 283 |

¹ Persons of negro descent, Chinese, Japanese, and Indians.
² Includes all persons of negro descent.

³ Persons in the military and naval service of the United States (including civilian employees, etc.) stationed abroad, not credited to any state or territory.

STATISTICS OF POPULATION.

TABLE IX.—Total females, classified by parentage and color, by states and territories arranged geographically: 1900.

| STATES AND TERRITORIES. | NATIVE PARENTAGE. | | | | | | | FOREIGN PARENTAGE. | | | | | | |
|---|-------------------|--------------|-----------------------|---------------------|----------|---------------|----------------|--------------------|--------------|-----------------------|---------------------|---------|---------------|----------------|
| | Total. | White. | Colored. ¹ | Negro. ² | Indian. | Chi- nese. | Japa- nese. | Total. | White. | Colored. ¹ | Negro. ² | Indian. | Chi- nese. | Japa- nese. |
| The United States..... | 24, 671, 264 | 20, 122, 575 | 4, 548, 689 | 4, 421, 624 | 126, 924 | 121 | 20 | 12, 572, 881 | 12, 519, 206 | 53, 675 | 25, 944 | 5, 276 | 7, 875 | 14, 580 |
| North Atlantic division..... | 5, 178, 442 | 4, 987, 529 | 190, 913 | 187, 424 | 3, 458 | 30 | 1 | 5, 343, 376 | 5, 333, 275 | 10, 101 | 9, 306 | 563 | 175 | 57 |
| Maine..... | 245, 816 | 245, 101 | 715 | 442 | 273 | | | 97, 655 | 97, 339 | 316 | 207 | 104 | 4 | 1 |
| New Hampshire..... | 122, 064 | 121, 755 | 309 | 308 | 1 | | | 84, 145 | 84, 105 | 40 | 27 | 12 | 1 | |
| Vermont..... | 112, 028 | 111, 685 | 343 | 343 | | | | 56, 475 | 56, 445 | 30 | 29 | 1 | | |
| Massachusetts..... | 541, 151 | 527, 579 | 13, 572 | 13, 330 | 242 | | | 896, 721 | 893, 607 | 3, 114 | 3, 053 | 31 | 28 | 2 |
| Rhode Island..... | 77, 781 | 78, 233 | 4, 498 | 4, 488 | 15 | | | 140, 309 | 139, 985 | 324 | 319 | | 5 | |
| Connecticut..... | 196, 087 | 188, 393 | 7, 694 | 7, 623 | 71 | | | 258, 039 | 257, 678 | 361 | 356 | 4 | 1 | |
| New York..... | 1, 485, 456 | 1, 434, 148 | 51, 308 | 49, 119 | 2, 162 | 26 | 1 | 2, 168, 658 | 2, 164, 617 | 4, 041 | 3, 495 | 392 | 116 | 38 |
| New Jersey..... | 452, 081 | 416, 602 | 35, 479 | 35, 458 | 21 | | | 489, 828 | 489, 172 | 656 | 641 | 4 | 6 | 5 |
| Pennsylvania..... | 1, 946, 028 | 1, 869, 033 | 76, 995 | 76, 318 | 673 | 4 | | 1, 151, 546 | 1, 150, 327 | 1, 219 | 1, 179 | 15 | 14 | 11 |
| South Atlantic division..... | 4, 924, 418 | 3, 033, 511 | 1, 890, 907 | 1, 887, 662 | 3, 244 | 1 | | 296, 467 | 290, 578 | 5, 889 | 5, 330 | 6 | 49 | 4 |
| Delaware..... | 73, 227 | 58, 185 | 15, 042 | 15, 038 | 4 | | | 17, 350 | 17, 306 | 44 | 43 | 1 | | |
| Maryland..... | 460, 690 | 341, 650 | 119, 040 | 119, 039 | 1 | | | 138, 079 | 137, 655 | 424 | 408 | 2 | 11 | 3 |
| District of Columbia..... | 117, 248 | 69, 167 | 48, 081 | 48, 075 | 5 | 1 | | 29, 466 | 29, 168 | 298 | 279 | 2 | 16 | 1 |
| Virginia..... | 905, 341 | 568, 090 | 337, 251 | 337, 090 | 161 | | | 22, 946 | 22, 769 | 177 | 173 | | 4 | |
| West Virginia..... | 427, 170 | 408, 879 | 18, 291 | 18, 286 | 5 | | | 32, 388 | 32, 341 | 47 | 46 | 1 | | |
| North Carolina..... | 949, 162 | 625, 566 | 323, 596 | 320, 758 | 2, 838 | | | 5, 971 | 5, 882 | 89 | 87 | | 2 | |
| South Carolina..... | 666, 981 | 268, 462 | 398, 519 | 398, 455 | 64 | | | 8, 440 | 8, 198 | 242 | 240 | | 2 | |
| Georgia..... | 1, 095, 334 | 570, 843 | 524, 491 | 524, 488 | 3 | | | 17, 796 | 17, 323 | 473 | 461 | | 12 | |
| Florida..... | 229, 265 | 122, 669 | 106, 596 | 106, 438 | 158 | | | 24, 031 | 19, 988 | 4, 095 | 4, 093 | | 2 | |
| North Central division..... | 7, 166, 944 | 6, 904, 773 | 262, 171 | 235, 348 | 26, 812 | 7 | 4 | 5, 576, 738 | 5, 570, 280 | 6, 458 | 4, 686 | 1, 689 | 56 | 27 |
| Ohio..... | 1, 861, 270 | 1, 315, 281 | 46, 089 | 46, 031 | 8 | | | 698, 620 | 692, 721 | 899 | 885 | 2 | 5 | 7 |
| Indiana..... | 986, 646 | 958, 916 | 27, 730 | 27, 606 | 124 | | | 244, 412 | 244, 208 | 204 | 193 | 3 | 2 | 1 |
| Illinois..... | 1, 150, 054 | 1, 111, 110 | 38, 944 | 38, 933 | 4 | 5 | 2 | 1, 198, 714 | 1, 197, 650 | 1, 064 | 1, 024 | | 26 | 14 |
| Michigan..... | 513, 291 | 504, 532 | 8, 759 | 5, 987 | 2, 770 | | 2 | 658, 786 | 656, 933 | 1, 853 | 1, 609 | 243 | | 1 |
| Wisconsin..... | 292, 438 | 287, 435 | 4, 953 | 1, 037 | 3, 916 | | | 709, 042 | 708, 820 | 222 | 87 | 135 | | |
| Minnesota..... | 207, 106 | 200, 757 | 6, 349 | 2, 004 | 4, 344 | 1 | | 611, 798 | 611, 423 | 370 | 119 | 246 | 4 | 1 |
| Iowa..... | 619, 364 | 613, 453 | 5, 911 | 5, 723 | 183 | | | 455, 640 | 455, 547 | 93 | 90 | 1 | 2 | |
| Missouri..... | 1, 152, 711 | 1, 073, 001 | 79, 710 | 79, 660 | 49 | 1 | | 358, 244 | 357, 865 | 379 | 368 | 8 | 1 | 2 |
| North Dakota..... | 31, 469 | 28, 514 | 2, 955 | 84 | 2, 871 | | | 110, 181 | 109, 522 | 662 | 29 | 632 | 1 | |
| South Dakota..... | 73, 048 | 62, 795 | 10, 253 | 164 | 10, 089 | | | 112, 358 | 111, 981 | 377 | 29 | 333 | 14 | 1 |
| Nebraska..... | 266, 115 | 261, 703 | 4, 407 | 2, 319 | 1, 588 | | | 235, 593 | 235, 479 | 114 | 82 | 32 | | |
| Kansas..... | 513, 432 | 487, 271 | 26, 161 | 25, 295 | 866 | | | 188, 347 | 188, 126 | 221 | 166 | 54 | 1 | |
| South Central division..... | 6, 390, 917 | 4, 258, 239 | 2, 132, 678 | 2, 098, 993 | 33, 680 | 5 | | 507, 208 | 501, 527 | 5, 681 | 5, 080 | 540 | 56 | 5 |
| Kentucky..... | 961, 958 | 819, 437 | 142, 521 | 142, 471 | 50 | | | 94, 989 | 94, 824 | 165 | 162 | | 3 | |
| Tennessee..... | 971, 659 | 729, 930 | 241, 729 | 241, 673 | 50 | 1 | | 27, 733 | 27, 554 | 179 | 177 | 1 | 1 | |
| Alabama..... | 891, 165 | 473, 502 | 417, 663 | 417, 574 | 89 | | | 20, 768 | 20, 768 | 496 | 496 | | | |
| Mississippi..... | 757, 092 | 302, 232 | 454, 860 | 453, 788 | 1, 070 | 2 | | 12, 727 | 12, 258 | 469 | 458 | | 11 | |
| Louisiana..... | 606, 530 | 279, 894 | 326, 636 | 326, 379 | 255 | 2 | | 80, 362 | 78, 576 | 1, 786 | 1, 761 | | 24 | 1 |
| Texas..... | 1, 249, 998 | 940, 963 | 309, 035 | 308, 853 | 182 | | | 219, 812 | 218, 036 | 1, 776 | 1, 734 | 25 | 13 | 4 |
| Indian Territory..... | 176, 631 | 132, 943 | 43, 688 | 17, 661 | 26, 027 | | | 6, 477 | 6, 054 | 423 | 45 | 378 | | |
| Oklahoma..... | 160, 198 | 144, 992 | 15, 206 | 9, 273 | 5, 933 | | | 23, 774 | 23, 589 | 185 | 49 | 136 | | |
| Arkansas..... | 615, 636 | 434, 346 | 181, 340 | 181, 316 | 24 | | | 20, 566 | 20, 364 | 202 | 198 | | 4 | |
| Western division..... | 976, 769 | 918, 703 | 58, 066 | 12, 132 | 45, 863 | 63 | 3 | 816, 848 | 809, 046 | 7, 802 | 986 | 1, 857 | 4, 075 | 884 |
| Montana..... | 42, 654 | 37, 243 | 5, 411 | 569 | 4, 842 | | | 50, 833 | 49, 901 | 932 | 42 | 344 | 39 | 7 |
| Wyoming..... | 19, 351 | 18, 250 | 1, 101 | 296 | 805 | | | 14, 996 | 14, 958 | 38 | 13 | 22 | 3 | |
| Colorado..... | 147, 916 | 143, 260 | 4, 656 | 3, 980 | 675 | 1 | | 96, 452 | 96, 296 | 156 | 117 | 7 | 23 | 9 |
| New Mexico..... | 77, 632 | 70, 800 | 6, 832 | 546 | 6, 287 | | | 13, 450 | 13, 371 | 79 | 42 | 29 | 8 | |
| Arizona..... | 31, 398 | 18, 202 | 13, 196 | 396 | 12, 800 | | | 19, 738 | 19, 471 | 267 | 89 | 129 | 32 | 17 |
| Utah..... | 52, 056 | 50, 602 | 1, 454 | 186 | 1, 267 | 1 | | 83, 006 | 82, 940 | 66 | 32 | 3 | 20 | 11 |
| Nevada..... | 3, 805 | 6, 235 | 2, 570 | 48 | 2, 527 | | | 7, 927 | 7, 852 | 75 | 4 | 2 | 69 | |
| Idaho..... | 41, 717 | 39, 430 | 2, 287 | 118 | 2, 169 | | | 26, 638 | 26, 602 | 36 | 9 | 21 | 47 | 9 |
| Washington..... | 113, 868 | 113, 358 | 5, 510 | 831 | 4, 678 | 1 | | 95, 057 | 94, 299 | 758 | 94 | 401 | 78 | 185 |
| Oregon..... | 120, 206 | 117, 357 | 2, 849 | 390 | 2, 454 | 5 | | 60, 345 | 59, 742 | 603 | 38 | 109 | 360 | 96 |
| California..... | 316, 166 | 303, 966 | 12, 200 | 4, 773 | 7, 364 | 60 | 3 | 348, 356 | 343, 614 | 4, 742 | 506 | 290 | 3, 396 | 550 |
| Alaska..... | 15, 572 | 1, 639 | 13, 833 | 16 | 13, 867 | | | 2, 148 | 1, 511 | 637 | 1 | 621 | 3 | 12 |
| Hawaii..... | 17, 785 | 17, 741 | 44 | 22 | | 10 | 12 | 29, 847 | 12, 742 | 17, 105 | 53 | | 3, 461 | 13, 591 |
| Persons stationed abroad ³ | 417 | 390 | 27 | 27 | | | | 249 | 247 | 2 | 2 | | | |

¹Persons of negro descent, Chinese, Japanese, and Indians.²Includes all persons of negro descent.³Persons in the military and naval service of the United States (including civilian employees, etc.) stationed abroad, not credited to any state or territory.

ELEMENTS OF THE POPULATION.

TABLE X.—Native born population, classified by parentage and color, by states and territories arranged geographically: 1900.

| STATES AND TERRITORIES. | Native born population. | NATIVE PARENTAGE. | | | | | | | FOREIGN PARENTAGE. | | | | | | |
|--|-------------------------|-------------------|------------|-----------------------|---------------------|---------|---------------|----------------|--------------------|------------|----------------------------|---------------------|--------------|---------------|----------------|
| | | Total. | White. | Colored. ¹ | Negro. ² | Indian. | Chi- nese. | Japa- nese. | Total. | White. | Col- ored. ¹ | Negro. ² | In- dian. | Chi- nese. | Japa- nese. |
| The United States. | 65,843,302 | 50,094,920 | 41,053,417 | 9,041,503 | 8,785,672 | 255,480 | 305 | 46 | 15,748,382 | 15,687,322 | 61,060 | 34,624 | 8,560 | 12,770 | 5,106 |
| North Atlantic division. | 16,283,899 | 10,290,898 | 9,917,689 | 373,209 | 365,652 | 7,506 | 46 | 5 | 5,993,001 | 5,981,211 | 11,790 | 10,125 | 641 | 988 | 36 |
| Maine..... | 601,136 | 494,568 | 493,082 | 1,486 | 882 | 604 | | | 106,568 | 106,209 | 359 | 219 | 121 | 19 | |
| New Hampshire..... | 323,481 | 243,205 | 242,614 | 591 | 589 | 2 | | | 80,276 | 80,216 | 60 | 44 | 5 | 11 | |
| Vermont..... | 298,894 | 226,140 | 225,381 | 759 | 767 | 2 | | | 72,754 | 72,696 | 58 | 51 | 2 | 5 | |
| Massachusetts..... | 1,959,022 | 1,058,459 | 1,032,264 | 26,195 | 25,663 | 524 | 8 | | 900,563 | 897,386 | 3,177 | 2,836 | 33 | 307 | 1 |
| Rhode Island..... | 294,037 | 153,361 | 144,936 | 8,375 | 8,340 | 35 | | | 140,676 | 140,292 | 384 | 360 | | 24 | |
| Connecticut..... | 670,210 | 387,444 | 372,783 | 14,661 | 14,512 | 149 | | | 282,766 | 282,245 | 521 | 478 | 8 | 40 | |
| New York..... | 5,368,469 | 2,948,082 | 2,851,513 | 96,569 | 92,016 | 4,522 | 26 | 5 | 2,420,387 | 2,415,845 | 4,542 | 3,664 | 457 | 390 | 31 |
| New Jersey..... | 1,451,785 | 894,550 | 825,973 | 68,577 | 68,521 | 53 | 3 | | 557,235 | 556,294 | 941 | 864 | 1 | 73 | 3 |
| Pennsylvania..... | 5,316,865 | 3,885,089 | 3,729,093 | 155,996 | 154,372 | 1,615 | 9 | | 1,431,776 | 1,430,023 | 1,748 | 1,609 | 19 | 119 | 1 |
| South Atlantic division. | 10,227,450 | 9,831,168 | 6,107,314 | 3,723,854 | 3,717,277 | 6,566 | 11 | | 396,282 | 389,861 | 6,421 | 6,245 | 10 | 164 | 2 |
| Delaware..... | 170,925 | 148,650 | 118,029 | 30,621 | 30,613 | 8 | | | 22,275 | 22,219 | 56 | 55 | 1 | | |
| Maryland..... | 1,094,110 | 914,259 | 680,049 | 234,210 | 234,206 | 1 | 3 | | 179,851 | 179,231 | 620 | 555 | 2 | 61 | 2 |
| District of Columbia. | 253,599 | 220,262 | 134,073 | 86,189 | 86,170 | 18 | 1 | | 38,337 | 37,939 | 398 | 358 | 2 | 38 | |
| Virginia..... | 1,834,723 | 1,801,867 | 1,141,213 | 660,654 | 660,302 | 352 | | | 32,856 | 32,574 | 282 | 268 | 1 | 13 | |
| West Virginia..... | 936,349 | 887,391 | 843,981 | 43,410 | 43,395 | 9 | 6 | | 48,958 | 48,873 | 85 | 80 | | 5 | |
| North Carolina..... | 1,889,313 | 1,880,764 | 1,250,311 | 629,953 | 624,266 | 5,686 | 1 | | 8,554 | 8,398 | 156 | 149 | | 7 | |
| South Carolina..... | 1,334,788 | 1,322,665 | 540,766 | 781,899 | 781,780 | 119 | | | 12,123 | 11,670 | 453 | 444 | 2 | 7 | |
| Georgia..... | 2,203,928 | 2,178,196 | 1,144,360 | 1,033,836 | 1,033,819 | 17 | | | 25,732 | 24,913 | 819 | 792 | 1 | 26 | |
| Florida..... | 504,710 | 477,114 | 254,032 | 223,082 | 222,726 | 356 | | | 27,536 | 24,044 | 3,552 | 3,544 | 1 | 7 | |
| North Central division. | 22,174,530 | 14,688,503 | 14,148,919 | 539,584 | 435,847 | 53,714 | 18 | 5 | 7,486,027 | 7,475,549 | 10,478 | 7,176 | 3,044 | 249 | 9 |
| Ohio..... | 3,698,811 | 2,746,550 | 2,651,440 | 95,110 | 95,077 | 32 | 1 | | 952,261 | 950,864 | 1,397 | 1,341 | 3 | 49 | 4 |
| Indiana..... | 2,374,341 | 2,009,540 | 1,952,194 | 57,346 | 57,109 | 236 | 1 | | 364,801 | 364,447 | 354 | 332 | 7 | 15 | |
| Illinois..... | 3,854,803 | 2,354,732 | 2,271,765 | 82,967 | 82,947 | 7 | 11 | 2 | 1,500,071 | 1,498,473 | 1,598 | 1,521 | 6 | 67 | 4 |
| Michigan..... | 1,879,329 | 1,045,103 | 1,026,714 | 18,389 | 12,571 | 5,817 | | 1 | 834,226 | 831,653 | 2,573 | 2,142 | 401 | 29 | 1 |
| Wisconsin..... | 1,553,071 | 596,323 | 585,903 | 10,420 | 2,341 | 8,079 | | | 956,748 | 956,303 | 445 | 145 | 278 | 22 | |
| Minnesota..... | 1,246,076 | 499,073 | 425,780 | 13,293 | 4,615 | 8,676 | 2 | | 807,003 | 806,321 | 682 | 262 | 402 | 18 | |
| Iowa..... | 1,925,933 | 1,273,909 | 1,261,068 | 12,841 | 12,458 | 381 | 2 | | 652,024 | 651,817 | 207 | 196 | | 11 | |
| Missouri..... | 2,890,236 | 2,365,419 | 2,204,874 | 160,545 | 160,425 | 120 | | | 524,867 | 524,194 | 673 | 656 | 7 | 10 | |
| North Dakota..... | 206,055 | 71,655 | 65,811 | 5,844 | 235 | 5,609 | | | 134,400 | 133,311 | 1,089 | 44 | 1,043 | 2 | |
| South Dakota..... | 313,062 | 156,087 | 136,191 | 19,896 | 405 | 19,491 | | | 156,975 | 156,194 | 781 | 46 | 719 | 16 | |
| Nebraska..... | 838,953 | 562,860 | 553,524 | 9,336 | 6,072 | 3,264 | | | 326,093 | 325,885 | 208 | 144 | 56 | 8 | |
| Kansas..... | 1,343,810 | 1,067,262 | 1,013,655 | 53,607 | 51,592 | 2,002 | 1 | 2 | 276,558 | 276,087 | 471 | 347 | 122 | 2 | |
| South Central division. | 13,722,392 | 13,004,467 | 8,754,718 | 4,249,749 | 4,182,740 | 67,002 | 7 | | 717,925 | 707,502 | 10,423 | 9,144 | 1,077 | 195 | 7 |
| Kentucky..... | 2,096,925 | 1,957,862 | 1,673,413 | 284,449 | 284,348 | 101 | | | 139,063 | 138,763 | 300 | 286 | 1 | 13 | |
| Tennessee..... | 2,002,870 | 1,961,532 | 1,481,636 | 479,916 | 479,809 | 106 | 1 | | 41,318 | 40,964 | 354 | 342 | 2 | 10 | |
| Alabama..... | 1,814,105 | 1,783,086 | 956,658 | 826,428 | 826,253 | 175 | | | 31,019 | 30,156 | 863 | 859 | | 4 | |
| Mississippi..... | 1,543,289 | 1,522,313 | 614,067 | 903,751 | 906,545 | 2,203 | 3 | | 20,471 | 19,508 | 963 | 932 | | 31 | |
| Louisiana..... | 1,328,722 | 1,217,834 | 569,962 | 647,872 | 647,279 | 591 | 2 | | 110,888 | 107,797 | 3,091 | 3,035 | | 49 | 7 |
| Texas..... | 2,869,353 | 2,576,864 | 1,959,762 | 617,102 | 616,758 | 343 | 1 | | 292,489 | 289,326 | 3,163 | 2,993 | 95 | 75 | |
| Indian Territory..... | 387,202 | 376,120 | 287,647 | 88,473 | 36,716 | 51,757 | | | 11,082 | 10,247 | 835 | 117 | 718 | | |
| Oklahoma..... | 382,651 | 344,275 | 313,905 | 30,370 | 18,710 | 11,660 | | | 38,376 | 38,015 | 361 | 100 | 261 | | |
| Arkansas..... | 1,297,275 | 1,264,056 | 897,668 | 366,388 | 366,322 | 66 | | | 33,219 | 32,726 | 493 | 480 | | 13 | |
| Western division. | 3,245,028 | 2,141,142 | 2,020,722 | 120,420 | 27,751 | 92,484 | 163 | 22 | 1,103,886 | 1,091,894 | 11,992 | 1,701 | 2,939 | 7,169 | 183 |
| Montana..... | 176,262 | 103,847 | 92,937 | 10,910 | 1,418 | 9,489 | 3 | | 72,415 | 70,973 | 1,442 | 85 | 1,284 | 73 | |
| Wyoming..... | 75,116 | 50,525 | 47,982 | 2,543 | 901 | 1,641 | 1 | | 24,591 | 24,487 | 104 | 30 | 36 | 38 | |
| Colorado..... | 448,545 | 321,074 | 311,335 | 9,739 | 8,312 | 1,425 | 2 | | 127,471 | 127,286 | 235 | 204 | 7 | 23 | 1 |
| New Mexico..... | 181,685 | 163,638 | 149,029 | 14,609 | 1,528 | 13,080 | 1 | | 18,047 | 17,917 | 130 | 60 | 40 | 30 | |
| Arizona..... | 98,698 | 72,613 | 44,830 | 27,783 | 1,599 | 26,180 | 4 | | 26,085 | 25,678 | 407 | 165 | 120 | 122 | |
| Utah..... | 222,972 | 107,232 | 104,026 | 3,206 | 588 | 2,614 | 4 | | 115,740 | 115,635 | 105 | 70 | 9 | 26 | |
| Nevada..... | 32,242 | 20,439 | 15,111 | 5,323 | 120 | 5,208 | | | 11,803 | 11,713 | 90 | 9 | 7 | 74 | |
| Idaho..... | 137,168 | 94,288 | 89,851 | 4,437 | 267 | 4,168 | 2 | | 42,880 | 42,754 | 126 | 17 | 54 | 55 | |
| Washington..... | 406,739 | 276,568 | 265,068 | 11,500 | 2,242 | 9,251 | 3 | 4 | 130,171 | 129,111 | 1,060 | 164 | 654 | 195 | 47 |
| Oregon..... | 347,788 | 261,832 | 256,125 | 5,707 | 993 | 4,713 | 11 | | 85,956 | 84,596 | 1,360 | 78 | 228 | 1,044 | 10 |
| California..... | 1,117,813 | 669,086 | 644,428 | 24,658 | 9,793 | 14,715 | 132 | 18 | 448,727 | 441,794 | 6,933 | 819 | 500 | 5,489 | 125 |
| Alaska..... | 50,951 | 45,834 | 17,494 | 28,340 | 155 | 23,185 | | | 5,097 | 4,215 | 882 | 8 | 844 | 29 | 1 |
| Hawaii..... | 63,221 | 38,067 | 37,918 | 149 | 76 | | 60 | 13 | 25,154 | 16,223 | 8,931 | 102 | | 3,961 | 4,368 |
| Persons stationed abroad. ³ | 75,851 | 54,841 | 48,643 | 6,198 | 6,174 | 23 | | 1 | 21,010 | 20,867 | 143 | 123 | 5 | 15 | |

¹ Persons of negro descent, Chinese, Japanese, and Indians.
² Includes all persons of negro descent.

³ Persons in the military and naval service of the United States (including civilian employees, etc.) stationed abroad, not credited to any state or territory.

STATISTICS OF POPULATION.

TABLE XI.—Native born males, classified by parentage and color, by states and territories arranged geographically: 1900.

| STATES AND TERRITORIES. | Native born males. | NATIVE PARENTAGE. | | | | | | | FOREIGN PARENTAGE. | | | | | | |
|---|--------------------|-------------------|------------|-----------------------|---------------------|---------|---------------|----------------|--------------------|-----------|----------------------------|---------------------|--------------|---------------|----------------|
| | | Total. | White. | Colored. ¹ | Negro. ² | Indian. | Chi- nese. | Japa- nese. | Total. | White. | Col- ored. ¹ | Negro. ² | In- dian. | Chi- nese. | Japa- nese. |
| The United States.. | 33,329,130 | 25,427,118 | 20,934,099 | 4,493,019 | 4,364,239 | 123,564 | 185 | 31 | 7,902,012 | 7,869,039 | 32,923 | 16,998 | 4,522 | 8,785 | 2,618 |
| North Atlantic division.. | 8,067,531 | 5,113,442 | 4,931,102 | 182,340 | 173,271 | 4,049 | 16 | 4 | 2,954,109 | 2,948,230 | 5,879 | 4,687 | 289 | 905 | 18 |
| Maine | 302,770 | 243,820 | 243,049 | 771 | 440 | 331 | | | 53,950 | 53,761 | 189 | 114 | 58 | 17 | |
| New Hampshire..... | 160,866 | 121,171 | 120,889 | 282 | 261 | 1 | | | 39,695 | 39,655 | 40 | 28 | 1 | 11 | |
| Vermont | 150,582 | 114,161 | 113,745 | 416 | 414 | 2 | | | 36,421 | 36,388 | 33 | 27 | 1 | 5 | |
| Massachusetts..... | 958,857 | 517,482 | 504,840 | 12,642 | 12,352 | 282 | 8 | | 441,375 | 439,737 | 1,638 | 1,327 | 15 | 295 | 1 |
| Rhode Island..... | 144,340 | 75,647 | 71,770 | 3,877 | 3,857 | 20 | | | 68,693 | 68,491 | 202 | 180 | | 22 | |
| Connecticut..... | 330,756 | 191,394 | 184,425 | 6,969 | 6,891 | 78 | | | 139,362 | 139,111 | 251 | 211 | | 40 | |
| New York | 2,651,815 | 1,463,045 | 1,417,769 | 45,276 | 42,911 | 2,361 | | 4 | 1,133,770 | 1,136,562 | 2,208 | 1,649 | 207 | 338 | 14 |
| New Jersey..... | 717,022 | 442,534 | 409,430 | 33,104 | 33,069 | 32 | 3 | | 274,488 | 273,997 | 491 | 419 | | 69 | 3 |
| Pennsylvania..... | 2,650,543 | 1,939,188 | 1,860,185 | 79,003 | 78,056 | 942 | 5 | | 711,355 | 710,623 | 827 | 712 | 7 | 108 | |
| South Atlantic division.. | 5,102,674 | 4,906,920 | 3,073,951 | 1,832,969 | 1,829,636 | 3,323 | 10 | | 195,754 | 192,658 | 3,096 | 2,961 | 6 | 129 | |
| Delaware..... | 86,556 | 75,427 | 59,843 | 15,579 | 15,575 | 4 | | | 11,129 | 11,108 | 21 | 21 | | | |
| Maryland..... | 541,577 | 453,591 | 338,421 | 115,170 | 115,167 | | 3 | | 87,693 | 87,693 | 293 | 240 | | 53 | |
| District of Columbia.. | 121,275 | 103,064 | 64,947 | 38,117 | 38,104 | 13 | | | 13,211 | 13,037 | 174 | 146 | 1 | 27 | |
| Virginia..... | 913,511 | 896,552 | 573,148 | 323,404 | 323,213 | 191 | | | 16,959 | 16,814 | 145 | 133 | 1 | 11 | |
| West Virginia..... | 435,013 | 460,230 | 435,110 | 25,120 | 25,110 | 4 | 6 | | 24,788 | 24,739 | 49 | 44 | | 5 | |
| North Carolina..... | 935,883 | 931,606 | 625,249 | 306,357 | 303,503 | 2,848 | 1 | | 4,277 | 4,194 | 83 | 77 | | 6 | |
| South Carolina..... | 661,610 | 655,699 | 272,312 | 333,387 | 333,332 | 55 | | | 5,911 | 5,676 | 235 | 228 | 2 | 5 | |
| Georgia..... | 1,095,598 | 1,082,832 | 573,536 | 509,346 | 509,337 | 9 | | | 12,716 | 12,309 | 407 | 389 | 1 | 17 | |
| Florida..... | 261,646 | 247,369 | 131,380 | 116,439 | 116,290 | 199 | | | 13,777 | 12,083 | 1,694 | 1,633 | 1 | 5 | |
| North Central division.. | 11,296,393 | 7,523,232 | 7,245,717 | 277,515 | 250,597 | 26,904 | 12 | 2 | 3,773,161 | 3,767,731 | 5,430 | 3,579 | 1,624 | 225 | 2 |
| Ohio..... | 1,355,372 | 1,335,338 | 1,336,310 | 49,078 | 49,053 | 24 | 1 | | 469,984 | 469,273 | 706 | 657 | 2 | 46 | 1 |
| Indiana..... | 1,206,681 | 1,022,973 | 993,356 | 29,617 | 29,504 | 112 | 1 | | 133,708 | 133,535 | 173 | 155 | 4 | 14 | |
| Illinois..... | 1,953,310 | 1,204,887 | 1,160,843 | 44,044 | 44,035 | 3 | 6 | | 748,423 | 747,622 | 801 | 739 | 6 | 55 | 1 |
| Michigan..... | 952,866 | 532,539 | 522,352 | 9,687 | 6,640 | 3,047 | | | 420,327 | 419,054 | 1,273 | 1,022 | 221 | 29 | |
| Wisconsin..... | 734,937 | 304,025 | 298,552 | 5,473 | 1,310 | 4,163 | | | 480,912 | 480,661 | 251 | 78 | 151 | 22 | |
| Minnesota..... | 644,722 | 232,050 | 225,103 | 6,947 | 2,614 | 4,332 | 1 | | 412,672 | 412,275 | 397 | 171 | 210 | 16 | |
| Iowa..... | 985,840 | 654,637 | 647,757 | 6,930 | 6,730 | 198 | 2 | | 331,153 | 331,027 | 126 | 115 | | 11 | |
| Missouri..... | 1,475,593 | 1,212,774 | 1,131,934 | 80,840 | 80,769 | 71 | | | 262,319 | 262,473 | 341 | 331 | | 10 | |
| North Dakota..... | 110,937 | 40,195 | 37,306 | 2,889 | 151 | 2,738 | | | 70,792 | 70,225 | 567 | 18 | 548 | 1 | |
| South Dakota..... | 165,033 | 83,069 | 73,424 | 9,645 | 241 | 9,404 | | | 81,969 | 81,547 | 422 | 22 | 339 | 11 | |
| Nebraska..... | 464,665 | 296,782 | 291,353 | 4,929 | 3,253 | 1,676 | | | 167,833 | 167,774 | 109 | 76 | 25 | 8 | |
| Kansas..... | 696,332 | 553,363 | 526,427 | 27,436 | 26,297 | 1,136 | 1 | 2 | 142,519 | 142,255 | 264 | 194 | 68 | 2 | |
| South Central division.. | 6,976,536 | 6,613,307 | 4,496,719 | 2,117,088 | 2,083,764 | 33,322 | 2 | | 362,779 | 357,333 | 5,391 | 4,677 | 560 | 143 | 6 |
| Kentucky..... | 1,063,697 | 995,931 | 854,002 | 141,929 | 141,373 | 51 | | | 67,766 | 67,606 | 160 | 149 | 1 | 10 | |
| Tennessee..... | 1,010,793 | 939,906 | 751,719 | 233,137 | 233,131 | 56 | | | 20,337 | 20,692 | 195 | 135 | 1 | 9 | |
| Alabama..... | 907,614 | 891,930 | 433,164 | 408,766 | 408,680 | 86 | | | 15,634 | 15,265 | 419 | 415 | | 4 | |
| Mississippi..... | 776,106 | 765,726 | 311,835 | 433,891 | 452,737 | 1,133 | 1 | | 10,330 | 9,349 | 531 | 509 | | 22 | |
| Louisiana..... | 665,033 | 611,355 | 290,111 | 321,244 | 320,908 | 336 | | | 53,663 | 52,197 | 1,466 | 1,449 | | 31 | 6 |
| Texas..... | 1,476,525 | 1,326,996 | 1,018,922 | 308,074 | 307,912 | 161 | 1 | | 149,529 | 147,333 | 1,691 | 1,552 | 76 | 63 | |
| Indian Territory..... | 205,647 | 199,491 | 154,706 | 44,785 | 19,055 | 25,730 | | | 6,156 | 5,730 | 426 | 72 | 354 | | |
| Oklahoma..... | 204,859 | 184,090 | 168,926 | 15,164 | 9,437 | 5,727 | | | 20,769 | 20,536 | 133 | 55 | 123 | | |
| Arkansas..... | 666,307 | 643,332 | 463,334 | 185,043 | 185,006 | 42 | | | 17,925 | 17,625 | 300 | 291 | | 9 | |
| Western division..... | 1,743,054 | 1,164,723 | 1,102,353 | 62,370 | 15,631 | 46,625 | 95 | 19 | 573,326 | 570,596 | 7,730 | 935 | 1,575 | 5,115 | 105 |
| Montana..... | 102,246 | 61,211 | 55,711 | 5,500 | 849 | 4,643 | 3 | | 41,035 | 40,219 | 316 | 51 | 700 | 65 | |
| Wyoming..... | 45,769 | 31,178 | 29,736 | 1,442 | 605 | 336 | 1 | | 14,591 | 14,521 | 70 | 17 | 17 | 36 | |
| Colorado..... | 239,234 | 173,245 | 163,158 | 5,037 | 4,336 | 750 | 1 | | 66,039 | 65,910 | 129 | 111 | 1 | 16 | 1 |
| New Mexico..... | 95,616 | 86,022 | 73,245 | 7,777 | 933 | 6,793 | 1 | | 9,594 | 9,521 | 73 | 25 | 23 | 25 | |
| Arizona..... | 55,893 | 41,219 | 26,631 | 14,588 | 1,203 | 13,381 | 4 | | 14,674 | 14,410 | 264 | 100 | 63 | 101 | |
| Utah..... | 114,014 | 55,190 | 53,433 | 1,752 | 402 | 1,347 | 3 | | 53,324 | 53,757 | 67 | 42 | 6 | 19 | |
| Nevada..... | 18,031 | 11,637 | 8,879 | 2,758 | 72 | 2,686 | | | 6,444 | 6,373 | 66 | 6 | 5 | 55 | |
| Idaho..... | 76,173 | 52,575 | 50,424 | 2,151 | 149 | 2,000 | 2 | | 23,603 | 23,514 | 89 | 11 | 35 | 43 | |
| Washington..... | 223,134 | 157,729 | 151,737 | 5,992 | 1,412 | 4,574 | 2 | 4 | 70,455 | 69,332 | 623 | 98 | 341 | 163 | 26 |
| Oregon..... | 137,495 | 141,644 | 133,732 | 2,362 | 597 | 2,259 | 6 | | 45,351 | 44,316 | 1,035 | 43 | 122 | 359 | 6 |
| California..... | 530,294 | 353,073 | 340,617 | 12,461 | 5,023 | 7,351 | 72 | 15 | 227,216 | 222,713 | 4,493 | 426 | 262 | 3,733 | 72 |
| Alaska..... | 34,127 | 30,263 | 15,306 | 14,437 | 139 | 14,318 | | | 3,364 | 3,365 | 499 | 7 | 463 | 23 | 1 |
| Hawaii..... | 33,473 | 20,302 | 20,193 | 109 | 54 | | 50 | 5 | 13,176 | 8,420 | 4,756 | 50 | | 2,220 | 2,436 |
| Persons stationed abroad. ³ | 75,267 | 54,424 | 43,253 | 6,171 | 6,147 | 23 | | 1 | 20,343 | 20,701 | 142 | 122 | 5 | 15 | |

¹ Persons of negro descent, Chinese, Japanese, and Indians.
² Includes all persons of negro descent.

³ Persons in the military and naval service of the United States (including civilian employees, etc.) stationed abroad, not credited to any state or territory.

ELEMENTS OF THE POPULATION.

xxxii

TABLE XII.—Native born females, classified by parentage and color, by states and territories arranged geographically: 1900.

| STATES AND TERRITORIES. | Native born females. | NATIVE PARENTAGE. | | | | | | | FOREIGN PARENTAGE. | | | | | | |
|---|----------------------|-------------------|------------|-----------------------|---------------------|---------|---------------|----------------|--------------------|-----------|----------------------------|---------------------|--------------|---------------|----------------|
| | | Total. | White. | Colored. ¹ | Negro. ² | Indian. | Chi- nese. | Japa- nese. | Total. | White. | Col- ored. ¹ | Negro. ² | In- dian. | Chi- nese. | Japa- nese. |
| The United States. | 32,514,172 | 24,667,802 | 20,119,318 | 4,548,484 | 4,421,433 | 126,916 | 120 | 15 | 7,846,370 | 7,818,233 | 28,137 | 17,626 | 4,088 | 3,985 | 2,488 |
| North Atlantic division.. | 8,216,348 | 5,177,456 | 4,986,587 | 190,869 | 187,381 | 3,487 | 30 | 1 | 3,083,892 | 3,082,981 | 5,911 | 5,458 | 352 | 83 | 18 |
| Maine | 298,366 | 245,748 | 245,033 | 715 | 442 | 273 | | | 52,618 | 52,448 | 170 | 105 | 63 | 2 | |
| New Hampshire..... | 162,615 | 122,034 | 121,725 | 309 | 308 | 1 | | | 40,581 | 40,561 | 20 | 16 | 4 | | |
| Vermont | 148,312 | 111,979 | 111,636 | 343 | 343 | | | | 36,333 | 36,308 | 25 | 24 | 1 | | |
| Massachusetts..... | 1,000,165 | 540,977 | 527,424 | 13,553 | 13,311 | 242 | | | 459,188 | 457,649 | 1,539 | 1,509 | 18 | 12 | |
| Rhode Island..... | 149,697 | 77,714 | 73,216 | 4,498 | 4,433 | 15 | | | 71,983 | 71,801 | 182 | 180 | | 2 | |
| Connecticut..... | 339,454 | 196,050 | 188,358 | 7,692 | 7,621 | 71 | | | 143,404 | 143,134 | 270 | 267 | 3 | | |
| New York..... | 2,716,654 | 1,485,037 | 1,433,744 | 51,293 | 49,105 | 2,161 | 26 | 1 | 1,231,617 | 1,229,283 | 2,334 | 2,015 | 250 | 52 | 17 |
| New Jersey..... | 734,763 | 452,016 | 416,543 | 35,473 | 35,452 | 21 | | | 282,747 | 282,297 | 450 | 445 | 1 | 4 | |
| Pennsylvania..... | 2,666,322 | 1,945,901 | 1,868,908 | 76,993 | 76,316 | 673 | 4 | | 720,421 | 719,500 | 921 | 897 | 12 | 11 | 1 |
| South Atlantic division.. | 5,124,776 | 4,924,248 | 3,033,363 | 1,890,885 | 1,887,641 | 3,243 | 1 | | 200,528 | 197,203 | 3,325 | 3,284 | 4 | 35 | 2 |
| Delaware..... | 84,369 | 73,223 | 58,181 | 15,042 | 15,038 | 4 | | | 11,146 | 11,111 | 35 | 34 | 1 | | |
| Maryland..... | 552,533 | 460,668 | 341,628 | 119,040 | 119,039 | 1 | | | 91,865 | 91,533 | 327 | 315 | 2 | 8 | 2 |
| District of Columbia.. | 137,324 | 117,198 | 69,126 | 48,072 | 48,066 | 5 | 1 | | 20,126 | 19,902 | 224 | 212 | 1 | 11 | |
| Virginia..... | 921,212 | 905,315 | 568,065 | 337,250 | 337,089 | 161 | | | 15,897 | 15,760 | 137 | 135 | | 2 | |
| West Virginia..... | 451,331 | 427,161 | 408,871 | 18,290 | 18,285 | 5 | | | 24,170 | 24,134 | 36 | 36 | | | |
| North Carolina..... | 953,435 | 949,158 | 625,562 | 323,596 | 320,758 | 2,838 | | | 4,277 | 4,204 | 73 | 72 | | 1 | |
| South Carolina..... | 673,178 | 666,966 | 268,454 | 398,512 | 398,448 | 64 | | | 6,212 | 5,994 | 218 | 216 | | 2 | |
| Georgia..... | 1,103,330 | 1,095,314 | 570,824 | 524,490 | 524,482 | 8 | | | 13,016 | 12,604 | 412 | 403 | | 9 | |
| Florida..... | 243,064 | 229,245 | 122,652 | 106,593 | 106,436 | 157 | | | 13,819 | 11,956 | 1,863 | 1,861 | | 2 | |
| North Central division.. | 10,878,137 | 7,165,271 | 6,903,202 | 262,069 | 235,250 | 26,810 | 6 | 3 | 3,712,866 | 3,707,818 | 5,048 | 3,597 | 1,420 | 24 | 7 |
| Ohio..... | 1,843,439 | 1,361,162 | 1,315,130 | 46,032 | 46,024 | 8 | | | 482,277 | 481,586 | 691 | 684 | 1 | 3 | 3 |
| Indiana..... | 1,167,660 | 986,567 | 953,838 | 27,729 | 27,605 | 124 | | | 181,093 | 180,912 | 181 | 177 | 3 | 1 | |
| Illinois..... | 1,901,493 | 1,149,845 | 1,110,922 | 38,923 | 38,912 | 4 | 5 | 2 | 751,648 | 750,851 | 797 | 782 | | 12 | 3 |
| Michigan..... | 926,463 | 512,564 | 503,862 | 8,702 | 5,931 | 2,770 | | 1 | 413,899 | 412,599 | 1,300 | 1,119 | 180 | | 1 |
| Wisconsin..... | 768,134 | 292,293 | 287,351 | 4,947 | 1,031 | 3,916 | | | 475,836 | 475,642 | 194 | 67 | 127 | | |
| Minnesota..... | 601,354 | 207,023 | 200,677 | 6,346 | 2,001 | 4,344 | 1 | | 394,331 | 394,046 | 285 | 91 | 192 | 2 | |
| Iowa..... | 940,093 | 619,222 | 613,311 | 5,911 | 5,728 | 183 | | | 320,871 | 320,790 | 81 | 81 | | | |
| Missouri..... | 1,414,693 | 1,152,645 | 1,072,645 | 79,705 | 79,656 | 49 | | | 262,048 | 261,716 | 332 | 325 | 7 | | |
| North Dakota..... | 95,068 | 31,460 | 28,505 | 2,955 | 84 | 2,871 | | | 63,603 | 63,086 | 522 | 26 | 495 | 1 | |
| South Dakota..... | 148,024 | 73,018 | 62,767 | 10,251 | 164 | 10,087 | | | 75,006 | 74,647 | 359 | 24 | 330 | 5 | |
| Nebraska..... | 424,288 | 266,078 | 261,671 | 4,407 | 2,319 | 1,588 | | | 153,210 | 153,111 | 99 | 68 | 31 | | |
| Kansas..... | 647,428 | 513,389 | 487,223 | 26,161 | 25,295 | 866 | | | 134,039 | 133,832 | 207 | 153 | 54 | | |
| South Central division.. | 6,745,806 | 6,390,660 | 4,257,999 | 2,132,661 | 2,098,976 | 33,680 | 5 | | 355,146 | 350,114 | 5,032 | 4,467 | 517 | 47 | 1 |
| Kentucky..... | 1,033,228 | 961,931 | 819,411 | 142,520 | 142,470 | 50 | | | 71,297 | 71,157 | 140 | 137 | | 3 | |
| Tennessee..... | 992,077 | 971,646 | 729,917 | 241,729 | 241,678 | 50 | 1 | | 20,431 | 20,272 | 159 | 157 | 1 | 1 | |
| Alabama..... | 906,491 | 891,156 | 473,494 | 417,662 | 417,573 | 89 | | | 15,335 | 14,891 | 444 | 444 | | | |
| Mississippi..... | 767,183 | 757,092 | 302,232 | 454,860 | 453,788 | 1,070 | 2 | | 10,091 | 9,659 | 432 | 423 | | 9 | |
| Louisiana..... | 663,684 | 606,479 | 279,851 | 326,628 | 326,371 | 255 | 2 | | 57,205 | 55,600 | 1,605 | 1,586 | | 18 | 1 |
| Texas..... | 1,392,823 | 1,249,868 | 940,840 | 309,028 | 308,846 | 182 | | | 142,960 | 141,488 | 1,472 | 1,441 | 19 | 12 | |
| Indian Territory..... | 181,555 | 176,629 | 132,941 | 43,688 | 17,661 | 26,027 | | | 4,926 | 4,517 | 409 | 45 | 364 | | |
| Oklahoma..... | 177,792 | 160,185 | 144,979 | 15,206 | 9,273 | 5,933 | | | 17,607 | 17,429 | 178 | 45 | 133 | | |
| Arkansas..... | 630,968 | 615,674 | 434,334 | 181,340 | 181,316 | 24 | | | 15,294 | 15,101 | 193 | 189 | | 4 | |
| Western division..... | 1,501,974 | 976,414 | 918,364 | 58,050 | 12,120 | 45,859 | 68 | 3 | 525,560 | 521,293 | 4,262 | 766 | 1,364 | 2,054 | 78 |
| Montana..... | 74,016 | 42,636 | 37,226 | 5,410 | 569 | 4,841 | | | 31,380 | 30,754 | 626 | 34 | 584 | | 8 |
| Wyoming..... | 29,347 | 19,347 | 18,246 | 1,101 | 296 | 805 | | | 10,000 | 9,966 | 34 | 13 | 19 | 2 | |
| Colorado..... | 209,261 | 147,829 | 143,177 | 4,652 | 3,976 | 675 | 1 | | 61,432 | 61,326 | 106 | 93 | 6 | 7 | |
| New Mexico..... | 86,069 | 77,616 | 70,784 | 6,832 | 545 | 6,287 | | | 8,453 | 8,396 | 57 | 35 | 17 | 5 | |
| Arizona..... | 42,805 | 31,394 | 18,199 | 13,195 | 396 | 12,799 | | | 11,411 | 11,268 | 143 | 65 | 57 | 21 | |
| Utah..... | 108,958 | 52,042 | 50,588 | 1,454 | 186 | 1,267 | 1 | | 56,916 | 56,878 | 38 | 28 | 3 | 7 | |
| Nevada..... | 14,161 | 8,802 | 6,232 | 2,570 | 48 | 2,522 | | | 5,359 | 5,335 | 24 | 3 | 2 | 19 | |
| Idaho..... | 60,990 | 41,713 | 39,427 | 2,286 | 118 | 2,168 | | | 19,277 | 19,240 | 37 | 6 | 19 | 12 | |
| Washington..... | 178,555 | 118,839 | 113,331 | 5,508 | 830 | 4,677 | 1 | | 59,716 | 59,279 | 437 | 66 | 813 | 37 | 21 |
| Oregon..... | 160,293 | 120,188 | 117,343 | 2,845 | 386 | 2,454 | 5 | | 40,105 | 39,780 | 325 | 30 | 106 | 185 | 4 |
| California..... | 537,519 | 316,008 | 303,811 | 12,197 | 4,770 | 7,364 | 60 | 3 | 221,511 | 219,076 | 2,435 | 393 | 238 | 1,751 | 58 |
| Alaska..... | 16,804 | 15,571 | 1,683 | 13,883 | 16 | 13,867 | | | 1,233 | 850 | 383 | 1 | 381 | 1 | |
| Hawaii..... | 29,743 | 17,765 | 17,725 | 40 | 22 | | 10 | 8 | 11,978 | 7,808 | 4,175 | 52 | | 1,741 | 2,382 |
| Persons stationed abroad. ³ | 584 | 417 | 390 | 27 | 27 | | | | 167 | 166 | 1 | 1 | | | |

¹ Persons of negro descent, Chinese, Japanese, and Indians.

² Includes all persons of negro descent.

³ Persons in the military and naval service of the United States (including civilian employees, etc.) stationed abroad, not credited to any state or territory.

STATISTICS OF POPULATION.

TABLE XIII.—Foreign born population, classified by parentage and color, by states and territories arranged geographically: 1900.

| STATES AND TERRITORIES. | Foreign born population. | NATIVE PARENTAGE. | | | | | | | FOREIGN PARENTAGE. | | | | | | |
|--|--------------------------|-------------------|--------|-----------------------|---------------------|---------|----------|-----------|--------------------|------------|-----------------------|---------------------|---------|----------|-----------|
| | | Total. | White. | Colored. ¹ | Negro. ² | Indian. | Chinese. | Japanese. | Total. | White. | Colored. ¹ | Negro. ² | Indian. | Chinese. | Japanese. |
| The United States. | 10,460,085 | 9,528 | 8,909 | 619 | 538 | 48 | 19 | 14 | 10,450,557 | 10,241,140 | 209,417 | 19,955 | 2,672 | 105,956 | 80,834 |
| North Atlantic division. | 4,762,796 | 2,280 | 2,165 | 115 | 112 | 2 | 1 | | 4,760,516 | 4,736,823 | 23,693 | 9,131 | 410 | 13,658 | 494 |
| Maine..... | 93,330 | 164 | 164 | | | | | | 93,166 | 92,771 | -395 | 218 | 73 | 100 | 4 |
| New Hampshire..... | 88,107 | 59 | 59 | | | | | | 88,048 | 87,902 | 146 | 29 | 15 | 101 | 1 |
| Vermont..... | 44,747 | 157 | 157 | | | | | | 44,590 | 44,537 | 53 | 18 | 1 | 34 | |
| Massachusetts..... | 846,324 | 306 | 271 | 35 | 34 | | 1 | | 846,018 | 839,843 | 6,175 | 3,441 | 30 | 2,652 | 52 |
| Rhode Island..... | 134,519 | 52 | 51 | 1 | 1 | | | | 134,467 | 133,721 | 746 | 391 | | 342 | 13 |
| Connecticut..... | 233,210 | 84 | 77 | 7 | 7 | | | | 233,126 | 237,319 | 807 | 229 | 1 | 559 | 18 |
| New York..... | 1,900,425 | 1,020 | 979 | 41 | 39 | 2 | | | 1,899,405 | 1,888,544 | 10,861 | 3,513 | 276 | 6,754 | 313 |
| New Jersey..... | 431,884 | 141 | 128 | 13 | 13 | | | | 431,743 | 429,922 | 1,821 | 446 | 9 | 1,317 | 49 |
| Pennsylvania..... | 985,250 | 297 | 279 | 18 | 18 | | | | 984,953 | 982,264 | 2,689 | 346 | 5 | 1,799 | 39 |
| South Atlantic division. | 216,080 | 358 | 314 | 44 | 43 | 1 | | | 215,672 | 208,569 | 7,103 | 5,452 | 8 | 1,616 | 27 |
| Delaware..... | 13,810 | 10 | 10 | | | | | | 13,800 | 13,719 | 81 | 29 | | 51 | 1 |
| Maryland..... | 93,934 | 58 | 54 | 4 | 4 | | | | 93,876 | 93,090 | 786 | 299 | | 430 | 7 |
| District of Columbia. | 20,119 | 85 | 69 | 16 | 16 | | | | 20,034 | 19,451 | 583 | 158 | 2 | 416 | 7 |
| Virginia..... | 19,461 | 53 | 48 | 5 | 5 | | | | 19,408 | 19,020 | 388 | 147 | 1 | 230 | 10 |
| West Virginia..... | 22,451 | 21 | 20 | 1 | 1 | | | | 22,430 | 22,359 | 71 | 23 | 3 | 45 | |
| North Carolina..... | 4,492 | 10 | 10 | | | | | | 4,482 | 4,384 | 98 | 54 | 1 | 43 | |
| South Carolina..... | 5,528 | 23 | 15 | 8 | 8 | | | | 5,505 | 5,356 | 149 | 89 | | 60 | |
| Georgia..... | 12,403 | 40 | 39 | 1 | 1 | | | | 12,363 | 11,982 | 381 | 201 | 1 | 178 | 1 |
| Florida..... | 23,832 | 58 | 49 | 9 | 8 | 1 | | | 23,774 | 19,208 | 4,566 | 4,452 | | 113 | 1 |
| North Central division. | 4,158,474 | 5,073 | 4,781 | 292 | 280 | 4 | 1 | 7 | 4,153,401 | 4,146,621 | 6,780 | 2,443 | 604 | 3,400 | 323 |
| Ohio..... | 458,734 | 311 | 270 | 41 | 41 | | | | 458,423 | 457,630 | 793 | 442 | 7 | 321 | 23 |
| Indiana..... | 142,121 | 187 | 185 | 2 | 2 | | | | 141,934 | 141,676 | 258 | 62 | | 191 | 5 |
| Illinois..... | 966,747 | 442 | 403 | 39 | 39 | | | | 966,305 | 964,232 | 2,073 | 571 | 3 | 1,425 | 74 |
| Michigan..... | 541,653 | 2,424 | 2,244 | 180 | 173 | | 7 | | 539,229 | 537,952 | 1,277 | 980 | 136 | 211 | |
| Wisconsin..... | 515,971 | 392 | 385 | 7 | 7 | | | | 515,579 | 515,320 | 259 | 49 | 15 | 190 | 5 |
| Minnesota..... | 505,318 | 302 | 298 | 4 | 4 | | | | 505,016 | 504,637 | 379 | 78 | 104 | 146 | 51 |
| Iowa..... | 305,920 | 402 | 400 | 2 | 2 | | | | 305,518 | 305,382 | 136 | 37 | 1 | 91 | 7 |
| Missouri..... | 216,379 | 190 | 180 | 10 | 9 | | 1 | | 216,189 | 215,595 | 594 | 144 | 3 | 438 | 9 |
| North Dakota..... | 113,091 | 78 | 76 | 2 | 1 | 1 | | | 113,013 | 112,514 | 499 | 6 | 315 | 30 | 148 |
| South Dakota..... | 88,508 | 100 | 97 | 3 | | 3 | | | 88,408 | 88,232 | 176 | 14 | 12 | 149 | 1 |
| Nebraska..... | 177,347 | 104 | 103 | 1 | 1 | | | | 177,243 | 177,014 | 229 | 52 | 2 | 172 | 3 |
| Kansas..... | 126,685 | 141 | 140 | 1 | 1 | | | | 126,544 | 126,437 | 107 | 63 | 6 | 36 | 2 |
| South Central division. | 357,655 | 609 | 545 | 64 | 62 | 1 | 1 | | 357,049 | 353,147 | 3,899 | 2,006 | 84 | 1,779 | 30 |
| Kentucky..... | 50,249 | 55 | 53 | 2 | 2 | | | | 50,194 | 50,080 | 114 | 70 | | 44 | |
| Tennessee..... | 17,746 | 32 | 30 | 2 | 2 | | | | 17,714 | 17,556 | 158 | 90 | | 64 | 4 |
| Alabama..... | 14,592 | 24 | 22 | 2 | 2 | | | | 14,568 | 14,316 | 252 | 193 | 2 | 54 | 3 |
| Mississippi..... | 7,981 | 6 | 6 | | | | | | 7,975 | 7,619 | 356 | 153 | | 203 | |
| Louisiana..... | 52,903 | 131 | 92 | 39 | 38 | | 1 | | 52,772 | 51,761 | 1,011 | 452 | 2 | 547 | 10 |
| Texas..... | 179,337 | 273 | 256 | 17 | 17 | | | | 179,084 | 177,325 | 1,759 | 954 | 32 | 760 | 13 |
| Indian Territory..... | 4,858 | 11 | 10 | 1 | | 1 | | | 4,847 | 4,776 | 71 | 20 | 24 | 27 | |
| Oklahoma..... | 15,680 | 36 | 36 | | | | | | 15,644 | 15,568 | 76 | 21 | 24 | 31 | |
| Arkansas..... | 14,289 | 41 | 40 | 1 | 1 | | | | 14,248 | 14,146 | 102 | 53 | | 49 | |
| Western division. | 846,321 | 1,133 | 1,049 | 89 | 41 | 39 | 9 | | 845,133 | 759,303 | 85,830 | 761 | 1,060 | 60,338 | 23,171 |
| Montana..... | 67,067 | 90 | 89 | 1 | | 1 | | | 66,977 | 62,284 | 4,693 | 20 | 569 | 1,663 | 2,441 |
| Wyoming..... | 17,415 | 13 | 13 | | | | | | 17,402 | 16,569 | 833 | 9 | 9 | 422 | 393 |
| Colorado..... | 91,155 | 190 | 185 | 5 | 5 | | | | 90,965 | 90,290 | 675 | 49 | 5 | 574 | 47 |
| New Mexico..... | 13,625 | 33 | 32 | 1 | 1 | | | | 13,592 | 13,229 | 363 | 21 | 24 | 310 | 8 |
| Arizona..... | 24,233 | 10 | 5 | 5 | 1 | 4 | | | 24,223 | 22,390 | 1,833 | 83 | 176 | 1,293 | 261 |
| Utah..... | 53,777 | 44 | 44 | | | | | | 53,733 | 52,760 | 973 | 14 | | 542 | 417 |
| Nevada..... | 10,093 | 19 | 19 | | | | | | 10,074 | 8,562 | 1,512 | 5 | 1 | 1,278 | 223 |
| Idaho..... | 24,604 | 33 | 31 | 2 | | 2 | | | 24,571 | 21,859 | 2,712 | 9 | 2 | 1,410 | 1,291 |
| Washington..... | 111,364 | 147 | 111 | 36 | 4 | 32 | | | 111,217 | 102,014 | 9,203 | 104 | 102 | 3,431 | 5,566 |
| Oregon..... | 65,748 | 85 | 77 | 8 | 8 | | | | 65,663 | 53,784 | 11,879 | 36 | 10 | 9,342 | 2,491 |
| California..... | 367,240 | 474 | 443 | 31 | 22 | | 9 | | 366,766 | 316,062 | 50,704 | 411 | 162 | 40,123 | 10,008 |
| Alaska..... | 12,661 | 12 | 11 | 1 | | 1 | | | 12,649 | 8,773 | 3,876 | 5 | 506 | 3,087 | 278 |
| Hawaii..... | 90,730 | 43 | 29 | 14 | | | 7 | 7 | 90,737 | 12,720 | 78,017 | 55 | | 21,739 | 56,223 |
| Persons stationed abroad. ³ | 15,368 | 15 | 15 | | | | | | 15,353 | 14,684 | 669 | 97 | | 239 | 233 |

¹ Persons of negro descent, Chinese, Japanese, and Indians.² Includes all persons of negro descent.³ Persons in the military and naval service of the United States (including civilian employees, etc.), stationed abroad, not credited to any state or territory.

ELEMENTS OF THE POPULATION.

xxxiii

TABLE XIV.—Foreign born males, classified by parentage and color, by states and territories arranged geographically: 1900.

| STATES AND TERRITORIES. | Foreign born males. | NATIVE PARENTAGE. | | | | | | | FOREIGN PARENTAGE. | | | | | | |
|--|---------------------|-------------------|--------|-----------------------|---------------------|---------|----------|-----------|--------------------|-----------|-----------------------|---------------------|---------|----------|-----------|
| | | Total. | White. | Colored. ¹ | Negro. ² | Indian. | Chinese. | Japanese. | Total. | White. | Colored. ¹ | Negro. ² | Indian. | Chinese. | Japanese. |
| The United States.. | 5,730,112 | 6,066 | 5,652 | 414 | 347 | 40 | 18 | 9 | 5,724,046 | 5,540,167 | 183,879 | 11,637 | 1,434 | 102,066 | 68,742 |
| North Atlantic division.. | 2,457,326 | 1,294 | 1,223 | 71 | 69 | 1 | 1 | | 2,456,032 | 2,436,529 | 19,503 | 5,233 | 199 | 13,566 | 455 |
| Maine | 48,225 | 96 | 96 | | | | | | 48,129 | 47,880 | 249 | 116 | 32 | 98 | 3 |
| New Hampshire..... | 44,513 | 29 | 29 | | | | | | 44,484 | 44,358 | 126 | 18 | 7 | 100 | 1 |
| Vermont | 24,556 | 108 | 108 | | | | | | 24,448 | 24,400 | 48 | 13 | 1 | 34 | |
| Massachusetts..... | 408,617 | 132 | 116 | 16 | 15 | | 1 | | 408,485 | 403,885 | 4,600 | 1,897 | 17 | 2,636 | 50 |
| Rhode Island..... | 66,176 | 35 | 34 | 1 | 1 | | | | 66,141 | 65,537 | 604 | 252 | | 339 | 13 |
| Connecticut..... | 123,538 | 47 | 42 | 5 | 5 | | | | 123,491 | 122,775 | 716 | 140 | | 558 | 18 |
| New York | 962,965 | 601 | 575 | 26 | 25 | 1 | | | 962,364 | 953,210 | 9,154 | 2,033 | 134 | 6,690 | 297 |
| New Jersey..... | 224,738 | 76 | 69 | 7 | 7 | | | | 224,662 | 223,047 | 1,615 | 250 | 6 | 1,315 | 44 |
| Pennsylvania..... | 553,998 | 170 | 154 | 16 | 16 | | | | 553,828 | 551,437 | 2,391 | 564 | 2 | 1,796 | 29 |
| South Atlantic division.. | 119,921 | 183 | 166 | 22 | 22 | | | | 119,733 | 115,194 | 4,539 | 2,906 | 6 | 1,602 | 25 |
| Delaware | 7,602 | 6 | 6 | | | | | | 7,596 | 7,524 | 72 | 20 | | 51 | 1 |
| Maryland | 47,698 | 36 | 32 | 4 | 4 | | | | 47,662 | 46,973 | 689 | 206 | | 477 | 6 |
| District of Columbia.. | 10,729 | 35 | 28 | 7 | 7 | | | | 10,694 | 10,185 | 509 | 91 | 1 | 411 | 6 |
| Virginia | 12,386 | 27 | 23 | 4 | 4 | | | | 12,359 | 12,011 | 348 | 109 | 1 | 223 | 10 |
| West Virginia..... | 14,224 | 12 | 12 | | | | | | 14,212 | 14,132 | 60 | 13 | 2 | 45 | |
| North Carolina..... | 2,794 | 6 | 6 | | | | | | 2,788 | 2,706 | 82 | 39 | 1 | 42 | |
| South Carolina..... | 3,285 | 8 | 7 | 1 | 1 | | | | 3,277 | 3,152 | 125 | 65 | | 60 | |
| Georgia..... | 7,603 | 20 | 20 | | | | | | 7,583 | 7,263 | 320 | 143 | 1 | 175 | 1 |
| Florida..... | 13,600 | 33 | 32 | 6 | 6 | | | | 13,562 | 11,228 | 2,334 | 2,220 | | 113 | 1 |
| North Central division.. | 2,292,929 | 3,400 | 3,210 | 190 | 182 | 2 | | 6 | 2,289,529 | 2,284,159 | 5,370 | 1,359 | 335 | 3,368 | 308 |
| Ohio..... | 247,283 | 203 | 169 | 34 | 34 | | | | 247,080 | 246,495 | 585 | 241 | 6 | 319 | 19 |
| Indiana | 73,723 | 108 | 107 | 1 | 1 | | | | 73,615 | 73,330 | 285 | 41 | | 190 | 4 |
| Illinois | 519,472 | 233 | 215 | 18 | 18 | | | | 519,239 | 517,433 | 1,806 | 329 | 3 | 1,411 | 63 |
| Michigan..... | 296,039 | 1,637 | 1,574 | 123 | 117 | | | 6 | 294,342 | 293,618 | 724 | 440 | 73 | 211 | |
| Wisconsin..... | 282,625 | 252 | 251 | 1 | 1 | | | | 282,378 | 282,142 | 231 | 29 | 7 | 190 | 5 |
| Minnesota..... | 287,768 | 219 | 218 | 1 | 1 | | | | 287,549 | 287,255 | 294 | 50 | 50 | 144 | 50 |
| Iowa..... | 171,009 | 260 | 258 | 2 | 2 | | | | 170,749 | 170,625 | 124 | 28 | | 89 | 7 |
| Missouri..... | 120,117 | 124 | 119 | 5 | 5 | | | | 119,993 | 119,446 | 547 | 101 | 2 | 437 | 7 |
| North Dakota..... | 66,506 | 69 | 67 | 2 | 1 | 1 | | | 66,437 | 66,078 | 359 | 3 | 178 | 30 | 148 |
| South Dakota..... | 51,126 | 70 | 69 | 1 | | 1 | | | 51,056 | 50,898 | 158 | 9 | 9 | 140 | |
| Nebraska..... | 99,927 | 67 | 66 | 1 | 1 | | | | 99,860 | 99,646 | 214 | 38 | 1 | 172 | 3 |
| Kansas..... | 72,334 | 98 | 97 | 1 | 1 | | | | 72,286 | 72,143 | 93 | 50 | 6 | 35 | 2 |
| South Central division.. | 205,336 | 352 | 305 | 47 | 45 | 1 | 1 | | 204,984 | 201,734 | 3,250 | 1,393 | 61 | 1,770 | 26 |
| Kentucky | 26,530 | 28 | 27 | 1 | 1 | | | | 26,502 | 26,413 | 89 | 45 | | 44 | |
| Tennessee..... | 10,431 | 19 | 17 | 2 | 2 | | | | 10,412 | 10,274 | 138 | 70 | | 64 | 4 |
| Alabama | 9,150 | 15 | 14 | 1 | 1 | | | | 9,135 | 8,935 | 200 | 141 | 2 | 54 | 3 |
| Mississippi..... | 5,345 | 6 | 6 | | | | | | 5,339 | 5,020 | 319 | 118 | | 201 | |
| Louisiana..... | 29,695 | 80 | 49 | 31 | 30 | | 1 | | 29,615 | 28,785 | 830 | 277 | 2 | 541 | 10 |
| Texas..... | 102,375 | 143 | 133 | 10 | 10 | | | | 102,232 | 100,777 | 1,455 | 661 | 26 | 759 | 9 |
| Indian Territory..... | 3,305 | 9 | 8 | 1 | | 1 | | | 3,296 | 3,239 | 57 | 20 | 10 | 27 | |
| Oklahoma..... | 9,500 | 23 | 23 | | | | | | 9,477 | 9,408 | 69 | 17 | 21 | 31 | |
| Arkansas..... | 9,005 | 29 | 28 | 1 | 1 | | | | 8,976 | 8,853 | 93 | 44 | | 49 | |
| Western division..... | 554,678 | 733 | 710 | 73 | 29 | 35 | 9 | | 553,895 | 472,055 | 81,840 | 541 | 567 | 58,367 | 22,365 |
| Montana | 47,596 | 72 | 72 | | | | | | 47,524 | 43,137 | 4,387 | 12 | 309 | 1,632 | 2,434 |
| Wyoming..... | 12,415 | 9 | 9 | | | | | | 12,406 | 11,577 | 829 | 9 | 6 | 421 | 393 |
| Colorado..... | 56,048 | 103 | 102 | 1 | 1 | | | | 55,945 | 55,320 | 625 | 25 | 4 | 558 | 33 |
| New Mexico..... | 8,612 | 17 | 16 | 1 | 1 | | | | 8,595 | 8,254 | 341 | 14 | 12 | 307 | 8 |
| Arizona..... | 15,902 | 6 | 2 | 4 | 1 | 3 | | | 15,896 | 14,187 | 1,709 | 59 | 104 | 1,282 | 264 |
| Utah..... | 27,673 | 30 | 30 | | | | | | 27,643 | 26,698 | 945 | 10 | | 529 | 406 |
| Nevada..... | 7,522 | 16 | 16 | | | | | | 7,506 | 6,045 | 1,461 | 4 | 1 | 1,228 | 223 |
| Idaho..... | 17,189 | 29 | 28 | 1 | | 1 | | | 17,160 | 14,497 | 2,663 | 6 | | 1,375 | 1,282 |
| Washington..... | 75,994 | 118 | 84 | 34 | 3 | 31 | | | 75,876 | 66,994 | 8,882 | 76 | 14 | 3,390 | 5,402 |
| Oregon..... | 45,490 | 67 | 63 | 4 | 4 | | | | 45,423 | 33,822 | 11,601 | 28 | 7 | 9,167 | 2,399 |
| California..... | 240,237 | 316 | 283 | 28 | 19 | | 9 | | 239,921 | 191,524 | 48,397 | 298 | 110 | 38,478 | 9,511 |
| Alaska..... | 11,745 | 11 | 10 | 1 | | 1 | | | 11,734 | 8,112 | 3,622 | 5 | 266 | 3,085 | 266 |
| Hawaii..... | 72,891 | 23 | 13 | 10 | | | 7 | 3 | 72,863 | 7,781 | 65,087 | 54 | | 20,019 | 45,014 |
| Persons stationed abroad. ³ | 15,286 | 15 | 15 | | | | | | 15,271 | 14,603 | 668 | 96 | | 289 | 283 |

¹ Persons of negro descent, Chinese, Japanese, and Indians.
² Includes all persons of negro descent.

³ Persons in the military and naval service of the United States (including civilian employees, etc.) stationed abroad, not credited to any state or territory.

STATISTICS OF POPULATION.

TABLE XV.—Foreign born females, classified by parentage and color, by states and territories arranged geographically: 1900.

| STATES AND TERRITORIES. | Foreign born females. | NATIVE PARENTAGE. | | | | | | | FOREIGN PARENTAGE. | | | | | | |
|---|-----------------------|-------------------|--------|-----------------------|---------------------|---------|---------------|----------------|--------------------|-----------|----------------------------|---------------------|--------------|---------------|----------------|
| | | Total. | White. | Colored. ¹ | Negro. ² | Indian. | Chi- nese. | Japa- nese. | Total. | White. | Col- ored. ¹ | Negro. ² | In- dian. | Chi- nese. | Japa- nese. |
| The United States. | 4,729,973 | 3,462 | 3,257 | 205 | 191 | 8 | 1 | 5 | 4,726,511 | 4,700,973 | 25,538 | 8,318 | 1,238 | 3,890 | 12,092 |
| North Atlantic division. | 2,305,470 | 986 | 942 | 44 | 43 | 1 | | | 2,304,484 | 2,300,294 | 4,190 | 3,848 | 211 | 92 | 39 |
| Maine..... | 45,105 | 68 | 68 | | | | | | 45,037 | 44,891 | 146 | 102 | 41 | 2 | 1 |
| New Hampshire..... | 43,594 | 30 | 30 | | | | | | 43,564 | 43,544 | 20 | 11 | 8 | 1 | |
| Vermont..... | 20,191 | 49 | 49 | | | | | | 20,142 | 20,137 | 5 | 5 | | | |
| Massachusetts..... | 437,707 | 174 | 155 | 19 | 19 | | | | 437,533 | 435,958 | 1,575 | 1,544 | 13 | 16 | 2 |
| Rhode Island..... | 68,343 | 17 | 17 | | | | | | 68,326 | 68,184 | 142 | 139 | | 3 | |
| Connecticut..... | 114,672 | 37 | 35 | 2 | 2 | | | | 114,635 | 114,544 | 91 | 89 | 1 | 1 | |
| New York..... | 937,460 | 419 | 404 | 15 | 14 | 1 | | | 937,041 | 935,334 | 1,707 | 1,480 | 142 | 64 | 21 |
| New Jersey..... | 207,146 | 65 | 59 | 6 | 6 | | | | 207,081 | 206,875 | 206 | 196 | 3 | 2 | 5 |
| Pennsylvania..... | 431,252 | 127 | 125 | 2 | 2 | | | | 431,125 | 430,827 | 298 | 282 | 3 | 3 | 10 |
| South Atlantic division. | 96,109 | 170 | 148 | 22 | 21 | 1 | | | 95,939 | 93,375 | 2,564 | 2,546 | 2 | 14 | 2 |
| Delaware..... | 6,208 | 4 | 4 | | | | | | 6,204 | 6,195 | 9 | 9 | | | |
| Maryland..... | 46,236 | 22 | 22 | | | | | | 46,214 | 46,117 | 97 | 93 | | 3 | 1 |
| District of Columbia. | 9,390 | 50 | 41 | 9 | 9 | | | | 9,340 | 9,266 | 74 | 67 | 1 | 5 | 1 |
| Virginia..... | 7,075 | 26 | 25 | 1 | 1 | | | | 7,049 | 7,009 | 40 | 38 | | 2 | |
| West Virginia..... | 8,227 | 9 | 8 | 1 | 1 | | | | 8,218 | 8,207 | 11 | 10 | 1 | | |
| North Carolina..... | 1,698 | 4 | 4 | | | | | | 1,694 | 1,678 | 16 | 15 | | 1 | |
| South Carolina..... | 2,243 | 15 | 8 | 7 | 7 | | | | 2,228 | 2,204 | 24 | 24 | | | |
| Georgia..... | 4,800 | 20 | 19 | 1 | 1 | | | | 4,780 | 4,719 | 61 | 58 | | 3 | |
| Florida..... | 10,232 | 20 | 17 | 3 | 2 | 1 | | | 10,212 | 7,980 | 2,232 | 2,232 | | | |
| North Central division. | 1,865,545 | 1,673 | 1,571 | 102 | 98 | 2 | 1 | 1 | 1,863,372 | 1,862,462 | 1,410 | 1,089 | 269 | 32 | 20 |
| Ohio..... | 211,451 | 108 | 101 | 7 | 7 | | | | 211,343 | 211,135 | 208 | 201 | 1 | 2 | 4 |
| Indiana..... | 63,398 | 79 | 78 | 1 | 1 | | | | 63,319 | 63,296 | 23 | 21 | | 1 | 1 |
| Illinois..... | 447,275 | 209 | 188 | 21 | 21 | | | | 447,066 | 446,799 | 267 | 242 | | 14 | 11 |
| Michigan..... | 245,614 | 727 | 670 | 57 | 56 | | 1 | | 244,887 | 244,334 | 553 | 490 | 63 | | |
| Wisconsin..... | 233,346 | 140 | 134 | 6 | 6 | | | | 233,206 | 233,178 | 28 | 20 | 8 | | |
| Minnesota..... | 217,550 | 83 | 80 | 3 | 3 | | | | 217,467 | 217,382 | 85 | 28 | 54 | 2 | 1 |
| Iowa..... | 134,911 | 142 | 142 | | | | | | 134,769 | 134,757 | 12 | 9 | 1 | 2 | |
| Missouri..... | 96,262 | 66 | 61 | 5 | 4 | | 1 | | 96,196 | 96,149 | 47 | 43 | 1 | 1 | 2 |
| North Dakota..... | 46,585 | 9 | 9 | | | | | | 46,576 | 46,486 | 140 | 3 | 137 | | |
| South Dakota..... | 37,332 | 30 | 28 | 2 | | 2 | | | 37,352 | 37,334 | 18 | 5 | 3 | 9 | 1 |
| Nebraska..... | 77,420 | 37 | 37 | | | | | | 77,383 | 77,363 | 15 | 14 | 1 | | |
| Kansas..... | 54,351 | 43 | 43 | | | | | | 54,308 | 54,294 | 14 | 13 | | 1 | |
| South Central division. | 152,319 | 257 | 240 | 17 | 17 | | | | 152,062 | 151,413 | 649 | 613 | 23 | 9 | 4 |
| Kentucky..... | 23,719 | 27 | 26 | 1 | 1 | | | | 23,692 | 23,667 | 25 | 25 | | | |
| Tennessee..... | 7,315 | 13 | 13 | | | | | | 7,302 | 7,282 | 20 | 20 | | | |
| Alabama..... | 5,442 | 9 | 8 | 1 | 1 | | | | 5,433 | 5,381 | 52 | 52 | | | |
| Mississippi..... | 2,636 | | | | | | | | 2,636 | 2,599 | 37 | 35 | | 2 | |
| Louisiana..... | 23,208 | 51 | 43 | 8 | 8 | | | | 23,157 | 22,976 | 181 | 175 | | 6 | |
| Texas..... | 76,932 | 130 | 123 | 7 | 7 | | | | 76,852 | 76,543 | 304 | 293 | 6 | 1 | 4 |
| Indian Territory..... | 1,553 | 2 | 2 | | | | | | 1,551 | 1,537 | 14 | | 14 | | |
| Oklahoma..... | 6,180 | 13 | 13 | | | | | | 6,167 | 6,160 | 7 | 4 | 3 | | |
| Arkansas..... | 5,284 | 12 | 12 | | | | | | 5,272 | 5,263 | 9 | 9 | | | |
| Western division. | 291,043 | 355 | 339 | 16 | 12 | 4 | | | 291,288 | 287,743 | 3,540 | 220 | 493 | 2,021 | 306 |
| Montana..... | 19,471 | 18 | 17 | 1 | | 1 | | | 19,453 | 19,147 | 306 | 8 | 260 | 31 | 7 |
| Wyoming..... | 5,000 | 4 | 4 | | | | | | 4,996 | 4,992 | 4 | | 3 | 1 | |
| Colorado..... | 35,107 | 87 | 83 | 4 | 4 | | | | 35,020 | 34,970 | 50 | 24 | 1 | 16 | 9 |
| New Mexico..... | 5,013 | 16 | 16 | | | | | | 4,997 | 4,975 | 22 | 7 | 12 | 3 | |
| Arizona..... | 8,331 | 4 | 3 | 1 | | 1 | | | 8,327 | 8,203 | 124 | 24 | 72 | 11 | 17 |
| Utah..... | 26,104 | 14 | 14 | | | | | | 26,090 | 26,062 | 28 | 4 | | 13 | 11 |
| Nevada..... | 2,571 | 3 | 3 | | | | | | 2,568 | 2,517 | 51 | 1 | | 50 | |
| Idaho..... | 7,415 | 4 | 3 | 1 | | 1 | | | 7,411 | 7,362 | 49 | 3 | 2 | 35 | 9 |
| Washington..... | 35,370 | 29 | 27 | 2 | 1 | 1 | | | 35,341 | 35,020 | 321 | 28 | 88 | 41 | 164 |
| Oregon..... | 20,258 | 18 | 14 | 4 | 4 | | | | 20,240 | 19,962 | 278 | 8 | 3 | 175 | 92 |
| California..... | 127,003 | 158 | 155 | 3 | 3 | | | | 126,845 | 124,538 | 2,307 | 113 | 52 | 1,645 | 497 |
| Alaska..... | 916 | 1 | 1 | | | | | | 915 | 661 | 254 | | 240 | 2 | 12 |
| Hawaii..... | 17,839 | 20 | 16 | 4 | | | | 4 | 17,839 | 4,939 | 12,900 | 1 | | 1,720 | 11,209 |
| Persons stationed abroad. ³ | 82 | | | | | | | | 82 | 81 | 1 | 1 | | | |

¹ Persons of negro descent, Chinese, Japanese, and Indians.² Includes all persons of negro descent.³ Persons in the military and naval service of the United States (including civilian employees, etc.) stationed abroad, not credited to any state or territory.

AGES.

The population of the United States, subdivided according to sex and elements, is distributed by single years of age in table 1 (page 2) of the general tables, which comprehends the entire area of enumeration in 1900. A similar distribution of the population of each state and territory is given in table 2 (page 6), and these two presentations of ages in detail are followed by tables 3 to 8 (pages 110-121), for states and territories, and by table 9 (page 122), for cities having upward of 25,000 inhabitants in 1900, in which the ages of the population are summarized by periods of years.

A detailed presentation of ages is made for the mainland of the United States in table xvi (page xxxvi), equivalent in form to that for the entire area of enumeration contained in table 1 (page 2) of the general tables. These two tables are supplemented by table xvii (page xl), in which the Chinese, Japanese, and Indian population in 1900 is distributed by sex and age, both for the entire area of enumeration and for the mainland of the United States.

The consideration of the changes which have taken place in the age distribution of the population in 1900, as compared with preceding censuses, is limited to the mainland of the United States, excluding the population of Alaska and Hawaii and persons enumerated at military and naval stations abroad. The population of Indian Territory and Indian reservations is included in that of the mainland of the United States in 1900, but this inclusion has no appreciable effect upon the figures showing the relative distribution of the population of the mainland according to age, in comparison with a similar distribution of the population comprehended by the general enumeration at the censuses of 1880 and 1890.

In every census of population, both in this country and abroad, there is apparent a considerable concentration on certain years of age, particularly on those that are multiples of 5 and 10, and in a somewhat less degree on the even years of age for persons less than 20 years old. This concentration is due to the well known tendency to state ages in round numbers, especially in those cases where the person interrogated is not possessed of positive knowledge concerning members of the household (relatives or boarders) who are absent at the time of the enumerator's visit.

Evidences of concentration were noticeable in the census returns of 1890, in spite of the fact that in the printed

instructions at that census the attention of the enumerators was directed specially to these inaccuracies in the return of ages, and that they were cautioned not to accept such indefinite statements without first endeavoring to secure the exact year of age. This specific instruction had some effect, apparently, in lessening the extent to which ages were given in round numbers; but it is evident, as stated in the report for 1890, that "no matter how specific the instructions to the enumerators on this point may be, the natural tendency is, and probably always will be, to give the nearest 5 or 10 year period, especially where definite information is not at hand".¹ It was further suggested in the same report that probably this tendency could be obviated in part "by requiring the return of ages, so far as possible, by the exact day, month, and year of birth, and allowing a return of the age by the approximate year in only those cases where it is manifestly impossible to ascertain the date of birth, on the assumption that a fairly good approximation is better than no return at all".¹

As a means of determining by a practical test whether or not it was possible, under the existing methods of census enumeration, to obtain a better age distribution of the population, an effort was made at the present census to secure, wherever possible, a return of ages in conjunction with the month and year of birth. As was to be expected, this did not prevent the return of an abnormally large proportion of persons as of the ages 30, 35, 40, 45, 50, etc., but a comparison of the figures for 1900 with those for the two preceding enumerations shows that the more exact inquiry with respect to age in 1900 has reduced materially the concentration on these ages.

For the purpose of measuring, approximately, the extent to which the concentration has been lessened in 1900, as compared with 1880 and 1890, it is necessary first to reduce the figures representing the actual numbers of persons reported for the different years of age to a common basis, namely, to the number of males and females in 100,000 native white, foreign white, and colored persons, respectively, in 1880, 1890, and 1900, and to the number of males and females in 100,000 native white persons of native and foreign parentage, respectively, in 1890 and 1900, as shown in tables xviii and xix (pages xlii-xlv).

¹ Report on Population, Census of 1890, Part II, page xv.

STATISTICS OF POPULATION.

TABLE XVI.—Ages of the aggregate population of the mainland of

| AGES. | AGGREGATE. | | | NATIVE BORN. | | | FOREIGN BORN. | | |
|------------------------|------------|------------|------------|--------------|------------|------------|---------------|-----------|-----------|
| | Total. | Males. | Females. | Total. | Males. | Females. | Total. | Males. | Females. |
| 1 All ages..... | 75,994,575 | 38,816,448 | 37,178,127 | 65,653,299 | 33,186,258 | 32,467,041 | 10,341,276 | 5,630,190 | 4,711,086 |
| 2 Under 1 month..... | 153,474 | 77,438 | 76,036 | 153,330 | 77,362 | 75,968 | 144 | 76 | 68 |
| 3 1 to 2 months..... | 332,330 | 168,101 | 164,229 | 331,998 | 167,936 | 164,062 | 332 | 165 | 167 |
| 4 3 to 5 months..... | 496,121 | 250,900 | 245,221 | 495,193 | 250,421 | 244,772 | 928 | 479 | 449 |
| 5 6 to 8 months..... | 476,031 | 240,333 | 235,648 | 474,823 | 239,780 | 235,043 | 1,208 | 603 | 605 |
| 6 9 to 11 months..... | 453,936 | 232,435 | 226,501 | 457,519 | 231,731 | 225,788 | 1,417 | 704 | 713 |
| 7 Under 1 year..... | 1,916,892 | 969,257 | 947,635 | 1,912,863 | 967,230 | 945,633 | 4,029 | 2,027 | 2,002 |
| 8 1 year..... | 1,768,078 | 893,263 | 874,815 | 1,760,394 | 889,297 | 871,097 | 7,684 | 3,966 | 3,718 |
| 9 2 years..... | 1,830,332 | 925,260 | 905,072 | 1,819,639 | 919,821 | 899,818 | 10,693 | 5,439 | 5,254 |
| 10 3 years..... | 1,824,312 | 920,335 | 903,977 | 1,810,653 | 913,525 | 897,128 | 13,629 | 6,810 | 6,819 |
| 11 4 years..... | 1,831,014 | 925,497 | 905,517 | 1,814,408 | 917,043 | 897,365 | 16,606 | 8,454 | 8,152 |
| 12 1 to 4 years..... | 7,253,736 | 3,664,355 | 3,589,381 | 7,205,124 | 3,639,686 | 3,565,438 | 48,612 | 24,699 | 23,943 |
| 13 5 years..... | 1,808,569 | 912,879 | 895,690 | 1,789,134 | 903,094 | 886,040 | 19,435 | 9,785 | 9,650 |
| 14 6 years..... | 1,832,613 | 922,905 | 909,708 | 1,810,713 | 911,855 | 898,823 | 21,900 | 11,020 | 10,830 |
| 15 7 years..... | 1,782,918 | 900,416 | 882,502 | 1,755,117 | 886,573 | 868,544 | 27,801 | 13,843 | 13,958 |
| 16 8 years..... | 1,780,445 | 897,631 | 882,764 | 1,745,035 | 880,037 | 864,998 | 35,410 | 17,644 | 17,766 |
| 17 9 years..... | 1,669,578 | 845,515 | 824,063 | 1,626,401 | 823,808 | 802,593 | 43,177 | 21,707 | 21,470 |
| 18 5 to 9 years..... | 8,874,123 | 4,479,396 | 4,394,727 | 8,726,400 | 4,405,397 | 4,321,003 | 147,723 | 73,999 | 73,724 |
| 19 10 years..... | 1,740,628 | 882,052 | 858,576 | 1,689,671 | 856,204 | 833,467 | 50,957 | 25,848 | 25,109 |
| 20 11 years..... | 1,583,131 | 798,193 | 784,938 | 1,530,473 | 771,694 | 758,779 | 52,658 | 26,499 | 26,159 |
| 21 12 years..... | 1,637,509 | 828,008 | 809,501 | 1,574,142 | 795,818 | 778,324 | 63,367 | 32,190 | 31,177 |
| 22 13 years..... | 1,550,402 | 781,448 | 763,954 | 1,483,053 | 747,572 | 735,511 | 67,349 | 33,876 | 33,443 |
| 23 14 years..... | 1,563,564 | 793,340 | 775,234 | 1,490,274 | 758,515 | 746,769 | 73,290 | 39,325 | 38,465 |
| 24 10 to 14 years..... | 8,080,234 | 4,033,041 | 3,997,193 | 7,767,643 | 3,924,803 | 3,842,840 | 312,591 | 158,238 | 154,353 |
| 25 15 years..... | 1,533,013 | 769,366 | 763,632 | 1,448,729 | 727,071 | 721,058 | 84,289 | 42,815 | 41,974 |
| 26 16 years..... | 1,561,503 | 777,393 | 764,110 | 1,465,566 | 730,354 | 735,212 | 95,937 | 47,039 | 45,898 |
| 27 17 years..... | 1,439,146 | 743,195 | 745,951 | 1,381,260 | 690,802 | 690,458 | 107,886 | 52,393 | 55,493 |
| 28 18 years..... | 1,534,070 | 763,629 | 730,441 | 1,393,585 | 688,045 | 710,540 | 135,485 | 65,584 | 69,901 |
| 29 19 years..... | 1,433,352 | 706,848 | 731,504 | 1,293,441 | 636,936 | 656,505 | 144,911 | 69,912 | 74,999 |
| 30 15 to 19 years..... | 7,556,089 | 3,750,451 | 3,805,638 | 6,987,531 | 3,473,208 | 3,514,323 | 568,508 | 277,243 | 291,265 |
| 31 20 years..... | 1,531,494 | 735,649 | 795,845 | 1,356,604 | 651,921 | 704,683 | 174,890 | 83,728 | 91,162 |
| 32 21 years..... | 1,426,849 | 728,949 | 697,900 | 1,260,460 | 644,775 | 615,685 | 166,389 | 84,174 | 82,215 |
| 33 22 years..... | 1,485,923 | 730,104 | 755,819 | 1,296,048 | 635,841 | 660,207 | 189,875 | 94,263 | 95,612 |
| 34 23 years..... | 1,436,297 | 707,767 | 728,530 | 1,244,465 | 611,202 | 633,263 | 191,832 | 96,565 | 95,267 |
| 35 24 years..... | 1,454,453 | 722,111 | 732,342 | 1,246,261 | 614,852 | 631,409 | 208,192 | 107,259 | 100,933 |
| 36 20 to 24 years..... | 7,335,016 | 3,624,580 | 3,710,436 | 6,403,833 | 3,153,591 | 3,250,242 | 931,173 | 465,989 | 465,189 |
| 37 25 years..... | 1,476,860 | 733,735 | 743,125 | 1,249,940 | 614,052 | 635,888 | 226,920 | 119,633 | 107,287 |
| 38 26 years..... | 1,312,957 | 663,937 | 649,020 | 1,103,337 | 551,741 | 551,596 | 209,620 | 112,196 | 97,424 |
| 39 27 years..... | 1,282,976 | 657,274 | 625,702 | 1,066,946 | 539,852 | 527,094 | 216,030 | 117,422 | 98,608 |
| 40 28 years..... | 1,311,166 | 676,322 | 634,844 | 1,068,027 | 542,745 | 525,282 | 243,139 | 133,577 | 109,562 |
| 41 29 years..... | 1,145,482 | 592,275 | 538,207 | 929,713 | 473,341 | 456,372 | 215,769 | 113,934 | 96,835 |
| 42 25 to 29 years..... | 6,529,441 | 3,323,543 | 3,205,898 | 5,417,963 | 2,721,781 | 2,696,232 | 1,111,478 | 601,812 | 509,666 |
| 43 30 years..... | 1,465,256 | 763,387 | 696,869 | 1,153,761 | 591,956 | 566,805 | 306,495 | 176,431 | 130,064 |
| 44 31 years..... | 956,575 | 497,062 | 459,513 | 772,665 | 393,609 | 379,056 | 183,910 | 103,453 | 80,457 |
| 45 32 years..... | 1,102,117 | 573,645 | 528,472 | 863,532 | 439,326 | 424,206 | 233,565 | 134,319 | 104,266 |
| 46 33 years..... | 1,030,312 | 538,394 | 491,918 | 804,349 | 410,760 | 393,589 | 226,463 | 123,134 | 98,329 |
| 47 34 years..... | 1,001,279 | 523,333 | 477,946 | 767,180 | 390,696 | 376,484 | 234,099 | 132,637 | 101,462 |
| 48 30 to 34 years..... | 5,556,039 | 2,901,321 | 2,654,718 | 4,366,487 | 2,226,347 | 2,140,140 | 1,189,552 | 674,974 | 614,578 |
| 49 35 years..... | 1,136,406 | 602,419 | 533,937 | 849,607 | 434,776 | 414,831 | 286,799 | 167,643 | 119,156 |
| 50 36 years..... | 932,162 | 483,030 | 444,132 | 693,653 | 351,308 | 342,345 | 233,509 | 136,722 | 101,737 |
| 51 37 years..... | 899,682 | 472,025 | 427,657 | 683,213 | 348,420 | 334,798 | 216,464 | 123,605 | 92,859 |
| 52 38 years..... | 1,037,433 | 543,289 | 489,144 | 796,221 | 408,607 | 387,614 | 241,212 | 139,682 | 101,530 |
| 53 39 years..... | 959,098 | 506,102 | 452,996 | 744,725 | 382,543 | 362,182 | 214,373 | 123,559 | 90,814 |
| 54 35 to 39 years..... | 4,964,781 | 2,616,865 | 2,347,916 | 3,767,424 | 1,925,654 | 1,841,770 | 1,197,357 | 691,211 | 506,146 |
| 55 40 years..... | 1,196,762 | 638,606 | 558,156 | 901,187 | 462,065 | 439,122 | 295,575 | 176,541 | 119,034 |
| 56 41 years..... | 733,459 | 391,761 | 341,698 | 574,125 | 299,037 | 275,088 | 159,334 | 92,724 | 66,610 |
| 57 42 years..... | 844,453 | 449,442 | 395,011 | 648,317 | 334,751 | 313,566 | 196,136 | 114,691 | 81,445 |
| 58 43 years..... | 733,413 | 383,550 | 349,868 | 574,006 | 294,173 | 279,823 | 164,412 | 94,372 | 70,040 |
| 59 44 years..... | 734,074 | 387,557 | 346,517 | 565,345 | 291,592 | 273,753 | 168,729 | 95,965 | 72,794 |
| 60 40 to 44 years..... | 4,247,166 | 2,255,916 | 1,991,250 | 3,262,980 | 1,681,623 | 1,581,357 | 984,186 | 574,293 | 409,893 |
| 61 45 years..... | 380,796 | 197,125 | 176,671 | 303,657 | 153,652 | 147,005 | 101,039 | 52,473 | 48,566 |
| 62 46 years..... | 351,391 | 183,352 | 168,039 | 283,430 | 141,538 | 131,892 | 91,961 | 47,764 | 44,197 |
| 63 47 years..... | 332,388 | 173,421 | 159,967 | 268,024 | 135,151 | 122,873 | 85,364 | 44,270 | 41,094 |
| 64 48 years..... | 333,877 | 173,413 | 159,464 | 268,529 | 135,529 | 122,999 | 85,884 | 44,384 | 41,494 |
| 65 49 years..... | 326,160 | 168,525 | 157,635 | 262,208 | 132,136 | 120,072 | 82,952 | 43,389 | 40,563 |
| 66 45 to 49 years..... | 3,454,612 | 1,837,336 | 1,616,276 | 2,600,138 | 1,356,056 | 1,244,082 | 854,474 | 481,780 | 372,694 |

¹ Persons of negro descent, Chinese, Japanese, and Indians.

the United States, classified by sex, general nativity, and color: 1900.

| NATIVE WHITE. | | NATIVE WHITE—NATIVE PARENTS. | | NATIVE WHITE—FOREIGN PARENTS. | | FOREIGN WHITE. | | TOTAL COLORED. ¹ | | NEGRO. ² | |
|---------------|------------|------------------------------|------------|-------------------------------|-----------|----------------|-----------|-----------------------------|-----------|---------------------|-----------|
| Males. | Females. | Males. | Females. | Males. | Females. | Males. | Females. | Males. | Females. | Males. | Females. |
| 28,686,450 | 27,908,929 | 20,849,847 | 20,099,515 | 7,836,603 | 7,809,414 | 5,515,285 | 4,698,532 | 4,614,713 | 4,570,666 | 4,386,547 | 4,447,447 |
| 66,876 | 65,356 | 46,457 | 45,166 | 20,419 | 20,190 | 74 | 67 | 10,488 | 10,613 | 10,200 | 10,322 |
| 144,540 | 140,357 | 100,378 | 97,614 | 44,162 | 42,743 | 165 | 167 | 23,396 | 23,705 | 22,640 | 23,081 |
| 215,074 | 208,679 | 148,724 | 143,944 | 66,350 | 64,735 | 478 | 444 | 35,348 | 36,098 | 34,309 | 35,001 |
| 210,489 | 205,551 | 147,800 | 143,941 | 62,689 | 61,610 | 596 | 603 | 29,298 | 29,494 | 28,444 | 28,640 |
| 205,242 | 198,841 | 144,456 | 139,054 | 60,786 | 59,787 | 704 | 704 | 26,489 | 26,956 | 25,736 | 26,187 |
| 842,221 | 818,784 | 587,815 | 569,719 | 254,406 | 249,065 | 2,017 | 1,985 | 125,019 | 126,866 | 121,329 | 123,181 |
| 770,755 | 750,781 | 541,787 | 526,196 | 228,968 | 224,585 | 3,945 | 3,700 | 118,563 | 120,334 | 115,102 | 116,838 |
| 791,936 | 771,809 | 551,514 | 535,723 | 240,422 | 236,086 | 5,413 | 5,224 | 127,911 | 128,039 | 124,334 | 124,588 |
| 789,395 | 770,508 | 544,814 | 529,685 | 244,581 | 240,818 | 6,777 | 6,785 | 124,163 | 126,689 | 120,671 | 123,412 |
| 790,581 | 770,818 | 547,271 | 530,357 | 243,310 | 240,461 | 8,415 | 8,108 | 126,501 | 126,591 | 123,051 | 123,149 |
| 3,142,667 | 3,068,911 | 2,185,386 | 2,121,961 | 957,281 | 941,950 | 24,550 | 23,817 | 497,138 | 501,653 | 483,158 | 487,987 |
| 777,613 | 759,521 | 538,175 | 522,092 | 239,438 | 237,429 | 9,738 | 9,610 | 125,528 | 126,559 | 122,168 | 123,217 |
| 783,590 | 768,455 | 540,427 | 528,117 | 243,163 | 240,338 | 10,979 | 10,835 | 128,336 | 130,418 | 124,929 | 126,946 |
| 762,686 | 744,380 | 526,140 | 511,484 | 236,546 | 232,896 | 13,800 | 13,902 | 123,930 | 124,220 | 120,747 | 121,020 |
| 753,832 | 738,353 | 525,561 | 510,990 | 228,281 | 227,363 | 17,585 | 17,709 | 126,254 | 126,702 | 122,726 | 123,270 |
| 710,891 | 691,808 | 498,488 | 477,746 | 217,403 | 214,057 | 21,625 | 21,409 | 112,999 | 110,851 | 109,840 | 107,895 |
| 3,788,622 | 3,702,512 | 2,623,791 | 2,550,429 | 1,164,831 | 1,152,083 | 73,727 | 73,465 | 617,047 | 618,750 | 600,410 | 602,348 |
| 730,173 | 711,512 | 512,116 | 495,835 | 218,057 | 215,677 | 25,765 | 25,029 | 126,114 | 122,035 | 122,701 | 118,786 |
| 671,764 | 659,722 | 471,828 | 460,362 | 199,936 | 199,360 | 26,402 | 26,083 | 100,027 | 99,133 | 97,293 | 96,572 |
| 673,056 | 657,549 | 473,448 | 459,515 | 199,608 | 198,084 | 32,086 | 31,097 | 122,866 | 120,855 | 119,589 | 117,905 |
| 641,229 | 629,348 | 453,500 | 441,808 | 187,729 | 187,540 | 33,746 | 33,349 | 106,473 | 105,257 | 103,756 | 103,725 |
| 645,449 | 627,871 | 453,905 | 438,073 | 191,544 | 189,798 | 39,633 | 38,375 | 108,258 | 108,978 | 105,283 | 106,360 |
| 3,361,671 | 3,286,002 | 2,364,797 | 2,295,593 | 996,874 | 990,409 | 157,632 | 153,933 | 563,738 | 557,258 | 548,642 | 543,348 |
| 628,627 | 618,590 | 440,453 | 431,652 | 186,074 | 186,938 | 42,003 | 41,838 | 100,856 | 103,204 | 97,899 | 100,595 |
| 623,948 | 626,081 | 444,248 | 439,319 | 184,700 | 186,762 | 46,440 | 48,761 | 102,005 | 109,268 | 98,771 | 106,766 |
| 597,313 | 592,823 | 423,684 | 416,634 | 173,629 | 176,189 | 51,392 | 55,350 | 94,490 | 97,778 | 91,137 | 95,526 |
| 584,614 | 597,448 | 419,787 | 425,071 | 164,857 | 172,377 | 63,770 | 69,675 | 105,245 | 113,818 | 100,703 | 110,642 |
| 549,307 | 559,792 | 394,493 | 399,642 | 154,814 | 160,150 | 67,776 | 74,741 | 89,765 | 96,971 | 85,240 | 94,743 |
| 2,986,709 | 2,994,784 | 2,122,635 | 2,112,318 | 864,074 | 882,416 | 271,981 | 290,365 | 492,361 | 520,589 | 478,750 | 508,272 |
| 550,133 | 573,531 | 395,680 | 411,472 | 154,453 | 167,059 | 81,708 | 90,822 | 103,808 | 126,492 | 98,956 | 123,461 |
| 550,425 | 527,133 | 393,204 | 372,512 | 157,221 | 154,621 | 82,666 | 81,908 | 95,858 | 88,859 | 92,449 | 87,147 |
| 538,631 | 552,616 | 381,945 | 386,501 | 156,686 | 166,115 | 92,822 | 95,208 | 99,151 | 107,995 | 95,076 | 105,885 |
| 523,712 | 534,817 | 366,371 | 367,848 | 157,341 | 166,969 | 94,526 | 94,854 | 89,529 | 98,859 | 85,781 | 97,074 |
| 526,394 | 533,170 | 366,664 | 363,412 | 159,730 | 169,758 | 104,964 | 100,504 | 90,753 | 98,668 | 86,709 | 96,684 |
| 2,689,295 | 2,726,267 | 1,903,864 | 1,901,745 | 785,431 | 824,522 | 456,186 | 463,296 | 479,099 | 520,873 | 458,921 | 510,251 |
| 512,336 | 523,383 | 356,380 | 356,692 | 155,956 | 166,691 | 116,902 | 106,768 | 104,497 | 112,974 | 99,446 | 110,462 |
| 473,715 | 473,665 | 331,376 | 321,813 | 147,339 | 151,852 | 109,986 | 97,059 | 75,236 | 73,296 | 71,458 | 76,583 |
| 472,042 | 459,076 | 327,957 | 312,390 | 144,085 | 146,686 | 115,222 | 98,252 | 70,010 | 68,374 | 66,528 | 66,830 |
| 470,621 | 453,370 | 327,179 | 308,425 | 143,442 | 144,945 | 130,875 | 109,143 | 74,826 | 72,326 | 70,528 | 70,490 |
| 419,647 | 402,896 | 291,975 | 274,455 | 127,672 | 128,441 | 116,536 | 96,481 | 56,092 | 53,830 | 52,637 | 52,511 |
| 2,353,361 | 2,312,390 | 1,684,867 | 1,573,775 | 718,494 | 738,615 | 589,521 | 507,708 | 380,661 | 385,800 | 360,597 | 376,882 |
| 493,865 | 467,967 | 345,871 | 319,228 | 147,994 | 143,739 | 172,384 | 129,552 | 102,138 | 99,350 | 95,910 | 98,526 |
| 358,355 | 345,853 | 251,478 | 238,641 | 106,877 | 107,212 | 101,411 | 80,223 | 37,296 | 33,437 | 34,518 | 32,473 |
| 393,231 | 377,627 | 274,719 | 259,450 | 118,512 | 118,077 | 131,532 | 103,922 | 48,682 | 47,023 | 45,166 | 46,813 |
| 368,134 | 350,459 | 259,976 | 243,743 | 108,158 | 106,716 | 125,738 | 98,071 | 45,022 | 43,388 | 41,818 | 42,323 |
| 345,159 | 330,211 | 240,485 | 225,769 | 104,674 | 104,442 | 129,637 | 101,213 | 48,537 | 46,522 | 44,698 | 45,337 |
| 1,958,744 | 1,872,017 | 1,372,529 | 1,286,831 | 586,215 | 585,186 | 660,702 | 512,981 | 281,875 | 269,720 | 262,130 | 262,477 |
| 353,822 | 336,980 | 249,571 | 229,282 | 109,251 | 107,698 | 162,920 | 118,793 | 80,677 | 78,214 | 74,496 | 76,214 |
| 311,904 | 300,185 | 216,646 | 205,986 | 95,258 | 94,199 | 133,086 | 101,535 | 43,040 | 42,412 | 38,629 | 41,347 |
| 312,395 | 297,800 | 220,384 | 206,235 | 92,011 | 91,565 | 120,954 | 92,658 | 38,676 | 37,204 | 35,245 | 36,244 |
| 362,816 | 339,794 | 259,630 | 239,160 | 103,186 | 100,634 | 135,807 | 101,243 | 49,666 | 48,102 | 44,834 | 46,514 |
| 341,607 | 320,706 | 245,840 | 226,337 | 95,767 | 93,369 | 120,037 | 90,533 | 44,458 | 41,757 | 40,167 | 40,697 |
| 1,637,544 | 1,595,465 | 1,192,071 | 1,107,500 | 495,473 | 487,965 | 672,804 | 504,762 | 256,517 | 247,689 | 233,371 | 241,816 |
| 380,731 | 349,092 | 273,463 | 247,727 | 107,268 | 101,365 | 170,465 | 118,806 | 87,410 | 90,458 | 79,300 | 87,746 |
| 276,568 | 254,041 | 201,241 | 183,510 | 75,322 | 70,531 | 89,922 | 66,471 | 25,276 | 21,186 | 21,901 | 20,457 |
| 304,633 | 282,611 | 221,095 | 203,319 | 83,538 | 79,232 | 111,348 | 81,247 | 33,461 | 31,153 | 29,431 | 30,173 |
| 270,839 | 255,662 | 200,777 | 187,743 | 70,062 | 67,909 | 92,139 | 69,895 | 25,572 | 24,321 | 22,722 | 23,468 |
| 265,110 | 246,759 | 200,249 | 185,427 | 64,861 | 61,332 | 93,426 | 72,593 | 29,021 | 27,165 | 25,735 | 26,282 |
| 1,497,876 | 1,388,155 | 1,096,825 | 1,007,726 | 401,051 | 380,429 | 557,800 | 408,312 | 200,740 | 194,263 | 179,090 | 188,126 |
| 291,667 | 258,873 | 223,913 | 197,247 | 67,754 | 61,626 | 121,724 | 89,233 | 60,734 | 58,515 | 55,595 | 56,680 |
| 233,818 | 213,541 | 183,007 | 165,587 | 50,811 | 47,954 | 84,282 | 66,034 | 30,252 | 28,464 | 27,110 | 22,633 |
| 225,240 | 207,148 | 179,233 | 163,213 | 46,007 | 43,935 | 82,116 | 65,932 | 29,065 | 28,887 | 26,305 | 22,158 |
| 221,533 | 207,199 | 178,373 | 165,755 | 43,165 | 41,444 | 92,351 | 77,097 | 34,524 | 31,168 | 31,232 | 30,151 |
| 211,243 | 195,191 | 172,728 | 158,551 | 38,515 | 36,640 | 87,993 | 73,408 | 31,239 | 27,036 | 28,253 | 26,267 |
| 1,183,506 | 1,081,952 | 987,254 | 850,353 | 246,252 | 231,599 | 463,466 | 371,754 | 185,864 | 163,070 | 168,495 | 157,889 |

² Includes all persons of negro descent.

4,386,547
4,447,447
33,994

STATISTICS OF POPULATION.

TABLE XVI.—Ages of the aggregate population of the mainland of the

| AGES. | AGGREGATE. | | | NATIVE BORN. | | | FOREIGN BORN. | | |
|-----------------------------|------------|-----------|-----------|--------------|-----------|-----------|---------------|---------|----------|
| | Total. | Males. | Females. | Total. | Males. | Females. | Total. | Males. | Females. |
| 1 50 years | 862,051 | 452,480 | 409,571 | 617,358 | 317,447 | 299,911 | 244,693 | 135,033 | 109,600 |
| 2 51 years | 510,652 | 275,480 | 235,172 | 377,320 | 200,585 | 176,735 | 133,332 | 74,895 | 58,437 |
| 3 52 years | 572,186 | 309,335 | 262,851 | 415,921 | 221,841 | 193,480 | 156,865 | 87,494 | 69,371 |
| 4 53 years | 495,521 | 264,239 | 231,282 | 359,861 | 189,781 | 170,080 | 135,660 | 74,458 | 61,202 |
| 5 54 years | 502,419 | 263,088 | 239,331 | 359,099 | 185,093 | 174,006 | 143,320 | 77,995 | 65,325 |
| 6 50 to 54 years | 2,942,829 | 1,564,622 | 1,378,207 | 2,128,959 | 1,114,747 | 1,014,212 | 813,870 | 449,875 | 363,995 |
| 7 55 years | 569,826 | 296,843 | 272,983 | 400,680 | 205,461 | 195,219 | 169,148 | 91,382 | 77,764 |
| 8 56 years | 464,794 | 243,856 | 220,938 | 331,187 | 170,571 | 160,616 | 133,607 | 73,285 | 60,322 |
| 9 57 years | 399,636 | 207,566 | 192,070 | 284,440 | 144,952 | 139,488 | 115,196 | 62,614 | 52,582 |
| 10 58 years | 396,688 | 202,240 | 194,443 | 277,331 | 138,678 | 138,703 | 119,302 | 63,562 | 55,740 |
| 11 59 years | 380,233 | 194,752 | 185,481 | 263,813 | 135,097 | 133,716 | 111,420 | 59,655 | 51,765 |
| 12 55 to 59 years | 2,211,172 | 1,145,257 | 1,065,915 | 1,562,501 | 794,759 | 767,742 | 648,671 | 350,498 | 293,173 |
| 13 60 years | 548,144 | 274,831 | 273,313 | 373,532 | 184,571 | 188,961 | 174,612 | 90,260 | 84,352 |
| 14 61 years | 287,645 | 149,177 | 138,468 | 203,627 | 103,531 | 100,096 | 84,018 | 45,646 | 38,372 |
| 15 62 years | 331,577 | 172,026 | 159,551 | 231,545 | 118,622 | 112,923 | 100,032 | 53,404 | 46,628 |
| 16 63 years | 323,026 | 167,363 | 155,663 | 225,813 | 115,627 | 110,186 | 97,213 | 51,736 | 45,477 |
| 17 64 years | 300,971 | 153,770 | 147,201 | 207,346 | 105,360 | 102,486 | 93,125 | 48,410 | 44,715 |
| 18 60 to 64 years | 1,791,363 | 917,167 | 874,196 | 1,242,363 | 627,711 | 614,652 | 549,000 | 289,456 | 259,544 |
| 19 65 years | 354,279 | 178,375 | 175,904 | 233,619 | 119,398 | 119,221 | 115,660 | 58,977 | 56,683 |
| 20 66 years | 265,241 | 137,156 | 128,085 | 183,127 | 93,781 | 89,346 | 82,114 | 43,375 | 38,739 |
| 21 67 years | 249,924 | 130,550 | 119,374 | 171,619 | 89,171 | 82,448 | 78,305 | 41,379 | 36,926 |
| 22 68 years | 225,985 | 115,340 | 110,645 | 154,771 | 78,448 | 76,323 | 71,214 | 36,892 | 34,322 |
| 23 69 years | 207,497 | 106,248 | 101,249 | 142,502 | 72,079 | 70,423 | 64,995 | 34,169 | 30,826 |
| 24 65 to 69 years | 1,302,926 | 667,669 | 635,257 | 890,638 | 452,877 | 437,761 | 412,288 | 214,792 | 197,496 |
| 25 70 years | 273,449 | 134,575 | 133,874 | 182,957 | 88,912 | 94,045 | 90,492 | 45,663 | 44,329 |
| 26 71 years | 152,639 | 79,548 | 73,091 | 105,101 | 53,867 | 51,234 | 47,533 | 25,631 | 21,857 |
| 27 72 years | 171,447 | 88,481 | 82,966 | 117,484 | 59,628 | 57,856 | 53,963 | 28,353 | 25,110 |
| 28 73 years | 143,699 | 76,937 | 71,762 | 101,281 | 51,637 | 49,594 | 47,418 | 25,250 | 22,168 |
| 29 74 years | 137,607 | 70,068 | 67,539 | 94,103 | 46,973 | 47,125 | 43,504 | 23,090 | 20,414 |
| 30 70 to 74 years | 883,341 | 449,609 | 434,232 | 600,926 | 301,072 | 299,854 | 282,915 | 143,537 | 134,378 |
| 31 75 years | 155,236 | 76,635 | 78,601 | 106,905 | 51,918 | 54,987 | 48,331 | 24,717 | 23,614 |
| 32 76 years | 110,605 | 56,112 | 54,493 | 73,929 | 37,946 | 37,983 | 34,676 | 18,166 | 16,510 |
| 33 77 years | 93,510 | 47,714 | 45,796 | 65,480 | 32,827 | 32,653 | 28,030 | 14,837 | 13,143 |
| 34 78 years | 86,637 | 43,735 | 42,902 | 60,085 | 29,349 | 30,236 | 26,602 | 13,936 | 12,666 |
| 35 79 years | 73,819 | 37,333 | 36,436 | 52,297 | 25,940 | 26,357 | 21,522 | 11,393 | 10,129 |
| 36 75 to 79 years | 519,857 | 261,579 | 258,278 | 360,696 | 178,480 | 182,216 | 159,161 | 83,099 | 76,062 |
| 37 80 years | 83,584 | 41,932 | 46,952 | 63,532 | 29,378 | 34,204 | 25,302 | 12,554 | 12,748 |
| 38 81 years | 49,725 | 25,232 | 24,443 | 35,363 | 17,784 | 18,079 | 13,862 | 7,498 | 6,364 |
| 39 82 years | 44,326 | 22,264 | 22,562 | 32,970 | 16,037 | 16,933 | 11,856 | 6,227 | 5,629 |
| 40 83 years | 35,944 | 17,416 | 18,528 | 26,429 | 12,578 | 13,851 | 9,515 | 4,333 | 4,677 |
| 41 84 years | 32,133 | 15,379 | 16,754 | 23,460 | 11,034 | 12,426 | 8,673 | 4,345 | 4,328 |
| 42 80 to 84 years | 251,512 | 122,273 | 123,239 | 182,304 | 86,311 | 95,993 | 69,208 | 35,462 | 33,746 |
| 43 85 years | 29,022 | 13,417 | 15,605 | 21,561 | 9,776 | 11,785 | 7,461 | 3,641 | 3,320 |
| 44 86 years | 19,635 | 9,050 | 10,645 | 14,647 | 6,651 | 7,996 | 5,043 | 2,399 | 2,649 |
| 45 87 years | 16,741 | 7,805 | 8,936 | 12,615 | 5,754 | 6,861 | 4,126 | 2,051 | 2,075 |
| 46 88 years | 13,189 | 6,046 | 7,143 | 9,921 | 4,437 | 5,484 | 3,268 | 1,609 | 1,659 |
| 47 89 years | 9,953 | 4,424 | 5,529 | 7,645 | 3,301 | 4,344 | 2,303 | 1,123 | 1,135 |
| 48 85 to 89 years | 88,600 | 40,742 | 47,853 | 66,339 | 29,919 | 36,470 | 22,211 | 10,823 | 11,388 |
| 49 90 years | 11,401 | 4,553 | 6,343 | 8,390 | 3,499 | 5,391 | 2,511 | 1,054 | 1,457 |
| 50 91 years | 4,332 | 1,920 | 2,462 | 3,421 | 1,455 | 1,966 | 961 | 465 | 496 |
| 51 92 years | 3,627 | 1,555 | 2,072 | 2,789 | 1,158 | 1,631 | 838 | 397 | 441 |
| 52 93 years | 2,592 | 1,041 | 1,551 | 1,939 | 783 | 1,201 | 603 | 263 | 350 |
| 53 94 years | 1,990 | 789 | 1,201 | 1,547 | 600 | 947 | 443 | 189 | 254 |
| 54 90 to 94 years | 23,992 | 9,858 | 14,134 | 18,636 | 7,500 | 11,136 | 5,356 | 2,358 | 2,998 |
| 55 95 years | 2,233 | 872 | 1,421 | 1,781 | 651 | 1,130 | 512 | 221 | 291 |
| 56 96 years | 1,291 | 519 | 772 | 964 | 378 | 586 | 327 | 141 | 136 |
| 57 97 years | 895 | 341 | 554 | 631 | 245 | 436 | 214 | 96 | 118 |
| 58 98 years | 1,021 | 362 | 659 | 321 | 236 | 535 | 200 | 76 | 124 |
| 59 99 years | 766 | 323 | 443 | 591 | 241 | 350 | 175 | 82 | 93 |
| 60 95 to 99 years | 6,266 | 2,417 | 3,849 | 4,338 | 1,801 | 3,037 | 1,423 | 616 | 812 |
| 61 100 years and over | 3,504 | 1,271 | 2,233 | 3,036 | 1,031 | 2,005 | 413 | 190 | 223 |
| 62 Age unknown | 200,584 | 127,423 | 73,161 | 173,522 | 109,174 | 64,348 | 27,062 | 13,249 | 8,313 |

¹ Persons of negro descent, Chinese, Japanese, and Indians.

United States, classified by sex, general nativity, and color: 1900—Continued.

| NATIVE WHITE. | | NATIVE WHITE—NATIVE PARENTS. | | NATIVE WHITE—FOREIGN PARENTS. | | FOREIGN WHITE. | | TOTAL COLORED. ¹ | | NEGRO. ² | | |
|---------------|----------|------------------------------|----------|-------------------------------|----------|----------------|----------|-----------------------------|----------|---------------------|----------|----|
| Males. | Females. | Males. | Females. | Males. | Females. | Males. | Females. | Males. | Females. | Males. | Females. | |
| 247,778 | 227,709 | 206,322 | 188,067 | 41,456 | 39,642 | 131,333 | 109,378 | 73,369 | 72,484 | 67,914 | 70,366 | 1 |
| 180,886 | 162,330 | 153,095 | 136,845 | 27,791 | 25,485 | 73,226 | 58,351 | 21,368 | 14,491 | 19,247 | 13,956 | 2 |
| 194,365 | 173,208 | 165,514 | 147,011 | 28,851 | 26,197 | 85,642 | 69,239 | 29,323 | 20,404 | 26,922 | 19,739 | 3 |
| 169,466 | 155,076 | 145,946 | 133,138 | 23,520 | 21,938 | 73,176 | 61,112 | 21,597 | 15,094 | 19,899 | 14,510 | 4 |
| 163,461 | 156,310 | 140,847 | 135,026 | 22,614 | 21,284 | 76,702 | 65,233 | 22,925 | 17,788 | 21,206 | 17,223 | 5 |
| 955,956 | 874,633 | 811,724 | 740,087 | 144,232 | 134,546 | 440,079 | 363,313 | 163,587 | 140,261 | 155,188 | 135,799 | 6 |
| 170,602 | 163,340 | 147,475 | 141,814 | 23,127 | 21,526 | 89,785 | 77,639 | 36,456 | 32,004 | 34,013 | 30,960 | 7 |
| 149,851 | 145,323 | 130,242 | 127,233 | 19,609 | 18,095 | 72,121 | 60,223 | 21,884 | 15,387 | 20,281 | 14,805 | 8 |
| 130,612 | 123,634 | 113,891 | 112,773 | 16,721 | 15,861 | 61,689 | 52,516 | 15,265 | 10,920 | 13,935 | 10,457 | 9 |
| 123,432 | 124,965 | 108,011 | 110,015 | 15,421 | 14,950 | 62,746 | 55,675 | 16,062 | 13,803 | 14,806 | 13,259 | 10 |
| 120,497 | 120,953 | 106,006 | 107,150 | 14,491 | 13,803 | 58,900 | 51,709 | 15,355 | 12,819 | 14,288 | 12,372 | 11 |
| 694,994 | 633,220 | 605,625 | 598,985 | 89,369 | 84,235 | 345,241 | 297,762 | 105,022 | 84,933 | 97,323 | 81,853 | 12 |
| 137,318 | 140,711 | 121,673 | 125,212 | 15,640 | 15,499 | 88,846 | 84,206 | 43,667 | 43,396 | 46,011 | 46,745 | 13 |
| 95,282 | 94,148 | 85,313 | 84,791 | 9,969 | 9,357 | 44,994 | 33,343 | 8,901 | 5,977 | 8,006 | 5,690 | 14 |
| 107,099 | 104,446 | 96,113 | 93,923 | 10,986 | 10,523 | 52,707 | 46,577 | 12,220 | 8,528 | 11,204 | 8,163 | 15 |
| 104,720 | 102,537 | 94,475 | 92,860 | 10,245 | 9,677 | 51,295 | 45,444 | 11,943 | 7,682 | 10,676 | 7,811 | 16 |
| 95,011 | 94,355 | 85,875 | 85,660 | 9,136 | 8,695 | 47,941 | 44,678 | 10,818 | 8,168 | 10,064 | 7,817 | 17 |
| 539,430 | 536,197 | 483,454 | 482,446 | 55,976 | 53,751 | 235,733 | 239,248 | 91,954 | 78,751 | 85,961 | 75,726 | 18 |
| 94,293 | 95,523 | 85,556 | 87,163 | 8,737 | 8,360 | 58,459 | 56,615 | 25,623 | 23,766 | 24,452 | 22,985 | 19 |
| 84,993 | 83,441 | 77,714 | 76,574 | 7,279 | 6,667 | 43,069 | 38,702 | 9,094 | 5,942 | 8,549 | 5,632 | 20 |
| 80,836 | 76,774 | 74,108 | 70,693 | 6,778 | 6,081 | 41,173 | 36,890 | 8,491 | 5,710 | 8,022 | 5,366 | 21 |
| 70,270 | 69,313 | 64,639 | 64,134 | 5,631 | 5,179 | 36,699 | 34,295 | 8,371 | 7,037 | 7,924 | 6,638 | 22 |
| 64,392 | 64,230 | 59,963 | 59,566 | 4,869 | 4,664 | 34,041 | 30,797 | 7,375 | 6,222 | 7,071 | 5,982 | 23 |
| 395,274 | 389,231 | 361,980 | 353,130 | 33,294 | 31,151 | 213,441 | 197,299 | 58,954 | 48,677 | 56,018 | 46,653 | 24 |
| 67,939 | 70,229 | 62,943 | 65,070 | 4,996 | 5,159 | 45,437 | 44,765 | 21,199 | 23,880 | 20,224 | 22,908 | 25 |
| 50,485 | 48,449 | 46,891 | 45,211 | 3,594 | 3,233 | 25,599 | 21,847 | 3,464 | 2,795 | 3,271 | 2,645 | 26 |
| 54,495 | 53,532 | 50,559 | 49,936 | 3,936 | 3,596 | 28,773 | 25,093 | 5,213 | 4,341 | 4,994 | 4,146 | 27 |
| 47,819 | 46,455 | 44,424 | 43,363 | 3,395 | 3,037 | 25,208 | 22,149 | 3,910 | 3,158 | 3,750 | 2,973 | 28 |
| 42,852 | 43,517 | 39,757 | 40,490 | 3,095 | 3,027 | 23,051 | 20,403 | 4,165 | 3,619 | 3,996 | 3,478 | 29 |
| 263,590 | 262,132 | 244,574 | 244,075 | 19,016 | 18,107 | 148,068 | 134,257 | 37,951 | 37,793 | 36,235 | 36,147 | 30 |
| 41,845 | 43,868 | 38,834 | 40,751 | 3,011 | 3,117 | 24,659 | 23,537 | 10,131 | 11,146 | 9,737 | 10,696 | 31 |
| 34,651 | 35,225 | 32,206 | 32,769 | 2,445 | 2,436 | 18,135 | 16,494 | 3,326 | 2,774 | 3,204 | 2,643 | 32 |
| 30,494 | 30,772 | 28,313 | 28,580 | 2,181 | 2,192 | 14,861 | 13,130 | 2,359 | 1,894 | 2,268 | 1,812 | 33 |
| 26,877 | 27,549 | 24,963 | 25,591 | 1,914 | 1,958 | 13,905 | 12,656 | 3,003 | 2,697 | 2,879 | 2,551 | 34 |
| 23,434 | 24,039 | 21,792 | 22,332 | 1,692 | 1,657 | 11,373 | 10,116 | 2,476 | 2,331 | 2,337 | 2,243 | 35 |
| 137,331 | 161,453 | 146,108 | 150,093 | 11,243 | 11,360 | 82,933 | 75,933 | 21,295 | 20,342 | 20,475 | 19,945 | 36 |
| 22,066 | 24,300 | 20,360 | 22,615 | 1,706 | 1,685 | 12,521 | 12,718 | 7,345 | 9,934 | 6,977 | 9,454 | 37 |
| 16,616 | 17,054 | 15,368 | 15,791 | 1,243 | 1,263 | 7,484 | 6,357 | 1,182 | 1,032 | 1,123 | 963 | 38 |
| 14,537 | 15,523 | 13,488 | 14,461 | 1,049 | 1,062 | 6,216 | 5,621 | 1,511 | 1,418 | 1,461 | 1,341 | 39 |
| 11,532 | 12,334 | 10,639 | 11,935 | 863 | 899 | 4,331 | 4,671 | 1,033 | 1,023 | 1,007 | 967 | 40 |
| 9,926 | 11,234 | 9,132 | 10,425 | 744 | 809 | 4,338 | 4,318 | 1,115 | 1,202 | 1,032 | 1,147 | 41 |
| 74,697 | 80,945 | 69,087 | 75,227 | 5,610 | 5,713 | 35,390 | 33,685 | 12,186 | 14,609 | 11,655 | 13,372 | 42 |
| 7,714 | 8,994 | 7,125 | 8,327 | 539 | 667 | 3,636 | 3,314 | 2,067 | 2,797 | 1,976 | 2,657 | 43 |
| 5,738 | 7,214 | 5,319 | 6,734 | 469 | 480 | 2,394 | 2,645 | 868 | 786 | 841 | 751 | 44 |
| 4,990 | 6,109 | 4,575 | 5,634 | 415 | 475 | 2,046 | 2,071 | 769 | 756 | 749 | 705 | 45 |
| 3,734 | 4,799 | 3,440 | 4,432 | 344 | 367 | 1,606 | 1,652 | 656 | 692 | 637 | 651 | 46 |
| 2,760 | 3,708 | 2,533 | 3,423 | 227 | 285 | 1,120 | 1,133 | 544 | 633 | 516 | 606 | 47 |
| 25,036 | 30,824 | 22,992 | 28,550 | 2,044 | 2,274 | 10,802 | 11,365 | 4,904 | 5,669 | 4,713 | 5,370 | 48 |
| 2,043 | 2,927 | 1,854 | 2,696 | 189 | 231 | 1,043 | 1,446 | 1,467 | 2,475 | 1,342 | 2,306 | 49 |
| 1,237 | 1,746 | 1,156 | 1,612 | 101 | 134 | 461 | 496 | 202 | 220 | 159 | 206 | 50 |
| 925 | 1,343 | 847 | 1,240 | 78 | 103 | 394 | 439 | 236 | 235 | 222 | 274 | 51 |
| 621 | 973 | 573 | 895 | 48 | 78 | 253 | 349 | 167 | 229 | 163 | 219 | 52 |
| 422 | 736 | 335 | 632 | 37 | 54 | 188 | 252 | 179 | 213 | 169 | 203 | 53 |
| 5,268 | 7,730 | 4,815 | 7,125 | 453 | 605 | 2,339 | 2,932 | 2,251 | 3,422 | 2,085 | 3,203 | 54 |
| 281 | 524 | 250 | 433 | 31 | 41 | 220 | 238 | 371 | 609 | 346 | 577 | 55 |
| 206 | 357 | 181 | 332 | 25 | 25 | 141 | 135 | 172 | 230 | 168 | 220 | 56 |
| 118 | 259 | 101 | 235 | 17 | 24 | 94 | 117 | 129 | 178 | 124 | 171 | 57 |
| 106 | 217 | 91 | 199 | 15 | 18 | 75 | 122 | 131 | 320 | 167 | 303 | 58 |
| 35 | 142 | 72 | 133 | 13 | 9 | 79 | 91 | 159 | 210 | 153 | 200 | 59 |
| 796 | 1,499 | 695 | 1,332 | 101 | 117 | 609 | 803 | 1,012 | 1,547 | 958 | 1,476 | 60 |
| 132 | 294 | 129 | 264 | 23 | 30 | 173 | 213 | 941 | 1,726 | 836 | 1,667 | 61 |
| 31,630 | 33,432 | 26,830 | 35,201 | 4,860 | 3,231 | 16,136 | 8,744 | 29,597 | 25,935 | 25,157 | 23,654 | 62 |

²Includes all persons of negro descent.

55,532
44,911
6,721

STATISTICS OF POPULATION.

TABLE XVII.—Ages of the Chinese, Japanese, and Indian population of the United States, classified by sex: 1900.

| AGES. | ENTIRE AREA OF ENUMERATION. | | | | | | MAINLAND OF THE UNITED STATES. | | | | | |
|----------------------|-----------------------------|----------|-----------|----------|---------|----------|--------------------------------|----------|-----------|----------|---------|----------|
| | Chinese. | | Japanese. | | Indian. | | Chinese. | | Japanese. | | Indian. | |
| | Males. | Females. | Males. | Females. | Males. | Females. | Males. | Females. | Males. | Females. | Males. | Females. |
| All ages | 111,064 | 7,996 | 71,400 | 14,600 | 134,560 | 132,200 | 85,341 | 4,522 | 23,341 | 985 | 119,484 | 117,712 |
| Under 1 month | 23 | 27 | 86 | 63 | 298 | 292 | 10 | 14 | 2 | 3 | 276 | 274 |
| 1 to 2 months | 50 | 39 | 151 | 129 | 747 | 676 | 23 | 15 | 7 | 7 | 726 | 652 |
| 3 to 5 months | 72 | 65 | 191 | 174 | 1,093 | 1,160 | 27 | 32 | 9 | 3 | 1,003 | 1,062 |
| 6 to 8 months | 61 | 69 | 121 | 119 | 898 | 883 | 25 | 35 | 5 | 6 | 824 | 813 |
| 9 to 11 months | 71 | 63 | 111 | 104 | 778 | 794 | 31 | 27 | 3 | 6 | 719 | 736 |
| Under 1 year | 277 | 263 | 660 | 589 | 3,814 | 3,805 | 116 | 123 | 26 | 25 | 3,548 | 3,537 |
| 1 year | 283 | 258 | 432 | 445 | 3,629 | 3,657 | 106 | 106 | 15 | 12 | 3,340 | 3,378 |
| 2 years | 336 | 297 | 458 | 432 | 3,760 | 3,640 | 136 | 113 | 16 | 9 | 3,425 | 3,329 |
| 3 years | 344 | 278 | 421 | 359 | 3,690 | 3,505 | 136 | 93 | 14 | 12 | 3,342 | 3,172 |
| 4 years | 306 | 296 | 320 | 300 | 3,640 | 3,616 | 122 | 106 | 16 | 12 | 3,312 | 3,324 |
| 1 to 4 years | 1,269 | 1,129 | 1,631 | 1,536 | 14,719 | 14,418 | 500 | 418 | 61 | 45 | 13,419 | 13,203 |
| 5 years | 284 | 250 | 242 | 225 | 3,610 | 3,576 | 122 | 99 | 7 | 6 | 3,231 | 3,237 |
| 6 years | 276 | 217 | 191 | 179 | 3,646 | 3,739 | 118 | 90 | 7 | 7 | 3,282 | 3,375 |
| 7 years | 219 | 188 | 133 | 136 | 3,400 | 3,398 | 110 | 95 | 7 | 8 | 3,066 | 3,097 |
| 8 years | 225 | 167 | 122 | 118 | 3,803 | 3,735 | 107 | 81 | 6 | 11 | 3,415 | 3,340 |
| 9 years | 211 | 134 | 96 | 91 | 3,319 | 3,141 | 127 | 75 | 13 | 6 | 3,049 | 2,875 |
| 5 to 9 years | 1,215 | 956 | 784 | 749 | 17,778 | 17,589 | 584 | 440 | 40 | 38 | 16,013 | 15,924 |
| 10 years | 172 | 142 | 75 | 47 | 3,721 | 3,528 | 88 | 79 | 17 | 2 | 3,308 | 3,168 |
| 11 years | 176 | 122 | 57 | 46 | 2,819 | 2,635 | 98 | 74 | 15 | 5 | 2,621 | 2,482 |
| 12 years | 179 | 142 | 45 | 34 | 3,538 | 3,205 | 98 | 65 | 13 | 7 | 3,166 | 2,878 |
| 13 years | 182 | 116 | 69 | 24 | 2,789 | 2,654 | 96 | 64 | 37 | 6 | 2,564 | 2,462 |
| 14 years | 238 | 117 | 133 | 24 | 3,086 | 2,797 | 128 | 55 | 78 | 2 | 2,769 | 2,561 |
| 10 to 14 years | 947 | 639 | 379 | 175 | 15,953 | 14,819 | 508 | 337 | 160 | 22 | 14,428 | 13,551 |
| 15 years | 367 | 126 | 255 | 34 | 2,845 | 2,815 | 186 | 51 | 183 | 5 | 2,588 | 2,553 |
| 16 years | 427 | 121 | 567 | 43 | 2,838 | 2,733 | 248 | 55 | 410 | 3 | 2,576 | 2,444 |
| 17 years | 560 | 127 | 1,109 | 108 | 2,509 | 2,391 | 312 | 53 | 749 | 17 | 2,292 | 2,182 |
| 18 years | 325 | 136 | 2,054 | 214 | 2,945 | 2,921 | 480 | 77 | 1,436 | 24 | 2,626 | 2,575 |
| 19 years | 899 | 175 | 2,425 | 283 | 2,462 | 2,298 | 597 | 97 | 1,705 | 34 | 2,223 | 2,097 |
| 15 to 19 years | 3,078 | 685 | 6,411 | 682 | 13,599 | 13,158 | 1,823 | 333 | 4,483 | 83 | 12,305 | 11,851 |
| 20 years | 1,262 | 217 | 2,481 | 454 | 3,070 | 3,303 | 792 | 110 | 1,366 | 55 | 2,694 | 2,866 |
| 21 years | 916 | 169 | 2,281 | 486 | 2,036 | 1,723 | 611 | 112 | 965 | 49 | 1,833 | 1,551 |
| 22 years | 1,314 | 206 | 3,210 | 674 | 2,236 | 2,145 | 809 | 128 | 1,203 | 70 | 2,063 | 1,912 |
| 23 years | 1,093 | 161 | 3,848 | 721 | 2,024 | 1,824 | 676 | 104 | 1,298 | 75 | 1,824 | 1,606 |
| 24 years | 1,721 | 209 | 4,210 | 864 | 1,969 | 1,988 | 989 | 141 | 1,288 | 68 | 1,767 | 1,775 |
| 20 to 24 years | 6,311 | 962 | 16,030 | 3,199 | 11,385 | 10,983 | 3,877 | 595 | 6,120 | 317 | 10,181 | 9,710 |
| 25 years | 2,281 | 230 | 4,650 | 922 | 2,658 | 2,659 | 1,345 | 142 | 1,418 | 77 | 2,288 | 2,293 |
| 26 years | 1,918 | 209 | 3,903 | 786 | 1,839 | 1,734 | 1,079 | 125 | 1,055 | 45 | 1,644 | 1,543 |
| 27 years | 1,619 | 156 | 3,648 | 786 | 1,654 | 1,558 | 1,010 | 99 | 987 | 45 | 1,485 | 1,400 |
| 28 years | 2,307 | 193 | 3,613 | 711 | 2,067 | 1,945 | 1,493 | 123 | 1,027 | 37 | 1,778 | 1,670 |
| 29 years | 1,948 | 147 | 2,933 | 618 | 1,450 | 1,322 | 1,288 | 85 | 856 | 32 | 1,311 | 1,202 |
| 25 to 29 years | 10,073 | 935 | 18,747 | 3,823 | 9,668 | 9,218 | 6,215 | 574 | 5,343 | 236 | 8,506 | 8,108 |
| 30 years | 4,072 | 258 | 3,596 | 719 | 3,013 | 3,152 | 2,619 | 141 | 1,056 | 45 | 2,563 | 2,638 |
| 31 years | 1,815 | 120 | 2,100 | 371 | 1,033 | 949 | 1,321 | 74 | 510 | 19 | 947 | 866 |
| 32 years | 2,792 | 124 | 2,310 | 334 | 1,301 | 1,260 | 2,019 | 81 | 540 | 23 | 1,137 | 1,106 |
| 33 years | 2,141 | 98 | 2,317 | 409 | 1,146 | 1,069 | 1,680 | 56 | 479 | 16 | 1,045 | 993 |
| 34 years | 2,870 | 93 | 1,839 | 358 | 1,232 | 1,193 | 2,263 | 62 | 440 | 12 | 1,136 | 1,111 |
| 30 to 34 years | 13,690 | 693 | 12,162 | 2,241 | 7,725 | 7,623 | 9,902 | 414 | 3,025 | 115 | 6,818 | 6,714 |
| 35 years | 4,720 | 126 | 2,213 | 367 | 2,186 | 2,240 | 3,765 | 81 | 577 | 23 | 1,839 | 1,896 |
| 36 years | 3,763 | 101 | 1,667 | 273 | 1,109 | 1,103 | 3,085 | 60 | 328 | 10 | 998 | 995 |
| 37 years | 2,650 | 86 | 1,324 | 171 | 1,097 | 1,004 | 2,198 | 56 | 228 | 4 | 1,005 | 900 |
| 38 years | 3,949 | 80 | 1,222 | 180 | 1,417 | 1,390 | 3,331 | 52 | 241 | 8 | 1,260 | 1,223 |
| 39 years | 3,530 | 102 | 1,034 | 122 | 1,122 | 1,065 | 3,011 | 68 | 239 | 6 | 1,041 | 986 |
| 35 to 39 years | 18,612 | 495 | 7,460 | 1,113 | 6,931 | 6,802 | 15,390 | 317 | 1,613 | 51 | 6,143 | 6,005 |
| 40 years | 6,497 | 165 | 1,541 | 150 | 2,963 | 3,016 | 5,201 | 111 | 408 | 9 | 2,501 | 2,592 |
| 41 years | 2,874 | 61 | 733 | 55 | 787 | 735 | 2,491 | 44 | 155 | 2 | 729 | 683 |
| 42 years | 3,390 | 30 | 775 | 56 | 1,040 | 1,016 | 2,933 | 59 | 176 | 2 | 921 | 919 |
| 43 years | 2,182 | 52 | 574 | 45 | 873 | 880 | 1,915 | 33 | 135 | 2 | 799 | 813 |
| 44 years | 2,636 | 55 | 419 | 43 | 956 | 891 | 2,305 | 44 | 77 | 2 | 904 | 837 |
| 40 to 44 years | 17,579 | 413 | 4,042 | 349 | 6,619 | 6,538 | 14,845 | 291 | 951 | 17 | 5,854 | 5,849 |
| 45 years | 3,733 | 109 | 551 | 29 | 1,973 | 1,999 | 3,262 | 94 | 153 | 2 | 1,724 | 1,739 |
| 46 years | 2,523 | 67 | 303 | 23 | 892 | 831 | 2,233 | 59 | 76 | 3 | 833 | 769 |
| 47 years | 2,184 | 61 | 184 | 19 | 820 | 735 | 1,955 | 49 | 51 | 4 | 754 | 676 |
| 48 years | 2,597 | 78 | 174 | 13 | 1,080 | 1,077 | 2,282 | 63 | 45 | 1 | 965 | 953 |
| 49 years | 2,449 | 50 | 138 | 8 | 851 | 767 | 2,210 | 42 | 34 | 1 | 792 | 726 |
| 45 to 49 years | 13,536 | 365 | 1,350 | 92 | 5,616 | 5,409 | 11,942 | 307 | 359 | 11 | 5,068 | 4,863 |

TABLE XVII.—Ages of the Chinese, Japanese, and Indian population of the United States, classified by sex: 1900—Continued.

| AGES. | ENTIRE AREA OF ENUMERATION. | | | | | | MAINLAND OF THE UNITED STATES. | | | | | |
|-------------------------|-----------------------------|----------|-----------|----------|---------|----------|--------------------------------|----------|-----------|----------|---------|----------|
| | Chinese. | | Japanese. | | Indian. | | Chinese. | | Japanese. | | Indian. | |
| | Males. | Females. | Males. | Females. | Males. | Females. | Males. | Females. | Males. | Females. | Males. | Females. |
| 50 years..... | 3,896 | 84 | 186 | 11 | 2,364 | 2,358 | 3,360 | 74 | 64 | 6 | 2,031 | 2,038 |
| 51 years..... | 1,666 | 23 | 96 | 1 | 613 | 536 | 1,500 | 21 | 89 | 1 | 582 | 513 |
| 52 years..... | 1,870 | 45 | 76 | 5 | 777 | 708 | 1,670 | 37 | 30 | 1 | 706 | 627 |
| 53 years..... | 1,278 | 28 | 50 | 3 | 582 | 595 | 1,148 | 22 | 14 | | 536 | 562 |
| 54 years..... | 1,317 | 34 | 27 | | 564 | 579 | 1,179 | 24 | 9 | | 531 | 536 |
| 50 to 54 years..... | 10,027 | 214 | 435 | 20 | 4,900 | 4,776 | 8,857 | 178 | 156 | 8 | 4,386 | 4,276 |
| 55 years..... | 1,649 | 39 | 40 | 2 | 1,111 | 1,123 | 1,447 | 38 | 13 | | 983 | 1,011 |
| 56 years..... | 1,165 | 28 | 13 | 3 | 596 | 592 | 1,048 | 25 | 2 | | 553 | 557 |
| 57 years..... | 917 | 20 | 17 | 1 | 518 | 478 | 836 | 17 | 9 | 1 | 485 | 445 |
| 58 years..... | 861 | 25 | 11 | | 553 | 560 | 747 | 19 | 2 | | 507 | 525 |
| 59 years..... | 832 | 18 | 17 | 2 | 411 | 444 | 673 | 15 | 6 | | 388 | 432 |
| 55 to 59 years..... | 5,424 | 130 | 98 | 8 | 3,189 | 3,197 | 4,751 | 109 | 32 | 1 | 2,916 | 2,970 |
| 60 years..... | 1,545 | 38 | 34 | 1 | 1,551 | 1,783 | 1,263 | 28 | 13 | | 1,380 | 1,623 |
| 61 years..... | 724 | 6 | 26 | | 312 | 299 | 581 | 5 | 15 | | 299 | 282 |
| 62 years..... | 759 | 7 | 20 | 2 | 401 | 371 | 623 | 6 | 12 | 2 | 381 | 357 |
| 63 years..... | 473 | 2 | 13 | | 299 | 391 | 385 | 2 | 6 | | 281 | 369 |
| 64 years..... | 524 | 5 | 10 | | 335 | 362 | 434 | 3 | 3 | | 317 | 348 |
| 60 to 64 years..... | 4,025 | 58 | 103 | 3 | 2,898 | 3,206 | 3,286 | 44 | 49 | 2 | 2,658 | 2,979 |
| 65 years..... | 512 | 10 | 6 | | 802 | 830 | 442 | 10 | 3 | | 726 | 771 |
| 66 years..... | 289 | 4 | 3 | | 291 | 313 | 260 | 4 | 2 | | 283 | 306 |
| 67 years..... | 191 | 2 | 1 | | 310 | 357 | 165 | 2 | 1 | | 303 | 342 |
| 68 years..... | 176 | 2 | 1 | 2 | 293 | 363 | 163 | 2 | 1 | 1 | 233 | 346 |
| 69 years..... | 109 | 6 | 1 | | 217 | 243 | 93 | 6 | | | 211 | 234 |
| 65 to 69 years..... | 1,277 | 24 | 12 | 2 | 1,913 | 2,106 | 1,123 | 24 | 7 | 1 | 1,806 | 1,999 |
| 70 years..... | 162 | 6 | 4 | | 885 | 1,023 | 149 | 6 | 1 | | 825 | 966 |
| 71 years..... | 75 | 5 | | | 130 | 154 | 69 | | | | 124 | 150 |
| 72 years..... | 71 | 2 | | | 163 | 200 | 66 | 1 | | | 133 | 194 |
| 73 years..... | 37 | 2 | 1 | 1 | 134 | 185 | 28 | 1 | 1 | 1 | 131 | 181 |
| 74 years..... | 32 | 2 | 2 | | 143 | 150 | 27 | 2 | 1 | | 141 | 144 |
| 70 to 74 years..... | 377 | 17 | 7 | 1 | 1,455 | 1,712 | 339 | 10 | 3 | 1 | 1,374 | 1,635 |
| 75 years..... | 36 | | | 1 | 392 | 490 | 34 | | | 1 | 360 | 449 |
| 76 years..... | 20 | 3 | | | 110 | 132 | 16 | 1 | | | 106 | 130 |
| 77 years..... | 9 | | 3 | | 83 | 85 | 6 | | 3 | | 82 | 82 |
| 78 years..... | 23 | | | | 107 | 151 | 21 | | | | 103 | 146 |
| 79 years..... | 10 | | 1 | | 85 | 89 | 8 | | 1 | | 80 | 88 |
| 75 to 79 years..... | 98 | 3 | 4 | 1 | 777 | 947 | 85 | 1 | 4 | 1 | 731 | 895 |
| 80 years..... | 16 | 2 | | | 336 | 506 | 12 | 1 | | | 356 | 479 |
| 81 years..... | 4 | | 1 | | 49 | 73 | 4 | | 1 | | 49 | 69 |
| 82 years..... | 7 | | | | 48 | 78 | 6 | | | | 44 | 77 |
| 83 years..... | 3 | | | | 25 | 59 | 2 | | | | 24 | 56 |
| 84 years..... | 2 | | 1 | | 34 | 55 | 2 | | | | 31 | 55 |
| 80 to 84 years..... | 32 | 2 | 2 | | 542 | 771 | 26 | 1 | 1 | | 504 | 736 |
| 85 years..... | 1 | 1 | | 1 | 96 | 142 | | | | | 91 | 140 |
| 86 years..... | 3 | | | | 26 | 35 | 2 | | | | 25 | 35 |
| 87 years..... | 1 | 2 | | | 25 | 50 | 1 | 1 | | | 25 | 50 |
| 88 years..... | | | | | 21 | 41 | | | | | 19 | 41 |
| 89 years..... | 1 | | | | 29 | 35 | 1 | | | | 27 | 32 |
| 85 to 89 years..... | 6 | 3 | | 1 | 197 | 303 | 4 | 1 | | | 187 | 298 |
| 90 years..... | 1 | | | | 127 | 174 | 1 | | | | 124 | 169 |
| 91 years..... | 2 | | | | 12 | 14 | 1 | | | | 12 | 14 |
| 92 years..... | | | | | 14 | 12 | | | | | 14 | 11 |
| 93 years..... | | | | | 4 | 10 | | | | | 4 | 10 |
| 94 years..... | | | | | 12 | 10 | | | | | 10 | 10 |
| 90 to 94 years..... | 3 | | | | 169 | 220 | 2 | | | | 164 | 214 |
| 95 years..... | | | | | 26 | 35 | | | | | 25 | 32 |
| 96 years..... | 1 | | | | 5 | 10 | | | | | 4 | 10 |
| 97 years..... | | | | | 5 | 9 | | | | | 5 | 7 |
| 98 years..... | | | | | 16 | 12 | | | | | 14 | 12 |
| 99 years..... | | | | | 6 | 11 | | | | | 6 | 10 |
| 95 to 99 years..... | 1 | | | | 58 | 77 | | | | | 54 | 71 |
| 100 years and over..... | 2 | | 1 | | 55 | 63 | 2 | | 1 | | 52 | 59 |
| Age unknown..... | 3,195 | 10 | 1,082 | 16 | 4,600 | 4,460 | 1,164 | 5 | 907 | 11 | 2,369 | 2,265 |

STATISTICS OF POPULATION.

TABLE XVIII.—Number of males and females in 100,000 native white, foreign white, and colored persons, respectively, reported for each year of age (excluding age unknown): 1880, 1890, and 1900.¹

NATIVE WHITE.

| AGES. | MALES. | | | FEMALES. | | | AGES. | MALES. | | | FEMALES. | | |
|-------------------|--------|--------|--------|----------|--------|--------|--------------------|--------|------|------|----------|------|------|
| | 1900 | 1890 | 1880 | 1900 | 1890 | 1880 | | 1900 | 1890 | 1880 | 1900 | 1890 | 1880 |
| All ages | 50,650 | 50,672 | 50,509 | 49,350 | 49,328 | 49,491 | 45 years..... | 516 | 485 | 447 | 458 | 471 | 438 |
| Under 1 year..... | 1,491 | 1,513 | 1,676 | 1,450 | 1,447 | 1,616 | 46 years..... | 414 | 375 | 327 | 378 | 358 | 319 |
| 1 year..... | 1,365 | 1,022 | 1,450 | 1,329 | 979 | 1,399 | 47 years..... | 399 | 330 | 308 | 367 | 325 | 300 |
| 2 years..... | 1,402 | 1,644 | 1,633 | 1,367 | 1,582 | 1,572 | 48 years..... | 392 | 346 | 320 | 367 | 357 | 325 |
| 3 years..... | 1,398 | 1,523 | 1,568 | 1,364 | 1,496 | 1,531 | 49 years..... | 374 | 295 | 284 | 346 | 290 | 273 |
| 4 years..... | 1,400 | 1,523 | 1,594 | 1,365 | 1,457 | 1,535 | 50 years..... | 439 | 433 | 423 | 403 | 452 | 429 |
| 5 years..... | 1,377 | 1,432 | 1,541 | 1,345 | 1,400 | 1,503 | 51 years..... | 320 | 242 | 226 | 287 | 226 | 206 |
| 6 years..... | 1,388 | 1,469 | 1,543 | 1,361 | 1,441 | 1,510 | 52 years..... | 344 | 307 | 304 | 307 | 291 | 278 |
| 7 years..... | 1,350 | 1,332 | 1,444 | 1,318 | 1,342 | 1,413 | 53 years..... | 300 | 281 | 258 | 275 | 256 | 236 |
| 8 years..... | 1,335 | 1,353 | 1,447 | 1,307 | 1,324 | 1,405 | 54 years..... | 289 | 267 | 249 | 277 | 265 | 243 |
| 9 years..... | 1,259 | 1,249 | 1,339 | 1,225 | 1,209 | 1,295 | 55 years..... | 302 | 264 | 272 | 289 | 259 | 259 |
| 10 years..... | 1,293 | 1,338 | 1,441 | 1,260 | 1,274 | 1,368 | 56 years..... | 265 | 255 | 242 | 257 | 245 | 226 |
| 11 years..... | 1,190 | 1,146 | 1,211 | 1,168 | 1,123 | 1,191 | 57 years..... | 231 | 223 | 194 | 228 | 200 | 178 |
| 12 years..... | 1,192 | 1,310 | 1,368 | 1,164 | 1,267 | 1,310 | 58 years..... | 219 | 212 | 205 | 221 | 207 | 198 |
| 13 years..... | 1,135 | 1,164 | 1,203 | 1,114 | 1,144 | 1,177 | 59 years..... | 213 | 170 | 182 | 214 | 163 | 167 |
| 14 years..... | 1,143 | 1,255 | 1,183 | 1,112 | 1,203 | 1,142 | 60 years..... | 243 | 267 | 275 | 249 | 273 | 274 |
| 15 years..... | 1,109 | 1,120 | 998 | 1,095 | 1,124 | 996 | 61 years..... | 169 | 149 | 151 | 167 | 135 | 131 |
| 16 years..... | 1,114 | 1,181 | 1,037 | 1,109 | 1,222 | 1,072 | 62 years..... | 190 | 185 | 186 | 185 | 170 | 168 |
| 17 years..... | 1,058 | 1,096 | 1,036 | 1,050 | 1,038 | 1,038 | 63 years..... | 185 | 184 | 172 | 182 | 170 | 155 |
| 18 years..... | 1,035 | 1,149 | 1,160 | 1,058 | 1,212 | 1,249 | 64 years..... | 168 | 160 | 155 | 167 | 155 | 144 |
| 19 years..... | 973 | 1,050 | 1,105 | 991 | 1,019 | 1,093 | 65 years..... | 167 | 184 | 179 | 169 | 183 | 173 |
| 20 years..... | 974 | 950 | 1,032 | 1,024 | 1,112 | 1,194 | 66 years..... | 151 | 139 | 130 | 148 | 133 | 123 |
| 21 years..... | 975 | 1,102 | 1,129 | 933 | 973 | 1,003 | 67 years..... | 143 | 131 | 120 | 136 | 122 | 114 |
| 22 years..... | 954 | 1,008 | 1,076 | 973 | 1,027 | 1,098 | 68 years..... | 124 | 127 | 125 | 123 | 123 | 121 |
| 23 years..... | 927 | 987 | 1,023 | 947 | 951 | 992 | 69 years..... | 115 | 103 | 109 | 114 | 97 | 100 |
| 24 years..... | 932 | 901 | 970 | 944 | 890 | 949 | 70 years..... | 120 | 145 | 130 | 124 | 146 | 137 |
| 25 years..... | 907 | 822 | 939 | 927 | 858 | 935 | 71 years..... | 89 | 86 | 79 | 86 | 76 | 71 |
| 26 years..... | 848 | 771 | 849 | 839 | 774 | 811 | 72 years..... | 97 | 101 | 89 | 95 | 94 | 88 |
| 27 years..... | 836 | 767 | 764 | 813 | 719 | 697 | 73 years..... | 85 | 87 | 79 | 82 | 82 | 78 |
| 28 years..... | 833 | 870 | 810 | 803 | 845 | 771 | 74 years..... | 76 | 77 | 70 | 77 | 74 | 72 |
| 29 years..... | 743 | 723 | 634 | 713 | 670 | 579 | 75 years..... | 74 | 77 | 70 | 78 | 79 | 76 |
| 30 years..... | 875 | 936 | 892 | 829 | 947 | 857 | 76 years..... | 61 | 64 | 58 | 62 | 63 | 61 |
| 31 years..... | 635 | 613 | 507 | 612 | 555 | 463 | 77 years..... | 54 | 51 | 45 | 54 | 51 | 47 |
| 32 years..... | 696 | 718 | 603 | 668 | 690 | 598 | 78 years..... | 43 | 53 | 43 | 49 | 53 | 46 |
| 33 years..... | 652 | 671 | 549 | 621 | 620 | 533 | 79 years..... | 42 | 38 | 41 | 43 | 38 | 40 |
| 34 years..... | 611 | 621 | 506 | 585 | 576 | 503 | 80 years..... | 39 | 46 | 43 | 43 | 49 | 50 |
| 35 years..... | 635 | 741 | 658 | 597 | 667 | 648 | 81 years..... | 29 | 27 | 22 | 30 | 28 | 24 |
| 36 years..... | 552 | 597 | 505 | 531 | 559 | 524 | 82 years..... | 26 | 23 | 21 | 27 | 29 | 25 |
| 37 years..... | 553 | 529 | 432 | 527 | 484 | 450 | 83 years..... | 20 | 22 | 18 | 23 | 25 | 21 |
| 38 years..... | 642 | 536 | 437 | 602 | 547 | 512 | 84 years..... | 18 | 20 | 16 | 20 | 23 | 21 |
| 39 years..... | 605 | 471 | 415 | 568 | 433 | 414 | 85 years..... | 14 | 15 | 12 | 16 | 19 | 16 |
| 40 years..... | 674 | 654 | 606 | 618 | 632 | 631 | 86 years..... | 10 | 12 | 10 | 13 | 15 | 13 |
| 41 years..... | 490 | 332 | 304 | 450 | 341 | 301 | 87 years..... | 9 | 9 | 8 | 11 | 12 | 10 |
| 42 years..... | 539 | 453 | 392 | 500 | 437 | 406 | 88 years..... | 7 | 7 | 6 | 8 | 9 | 8 |
| 43 years..... | 480 | 391 | 338 | 453 | 330 | 352 | 89 years..... | 5 | 5 | 5 | 7 | 7 | 6 |
| 44 years..... | 469 | 351 | 332 | 437 | 363 | 348 | 90 years..... | 4 | 6 | 4 | 5 | 8 | 6 |
| | | | | | | | Over 90 years..... | 7 | 8 | 8 | 12 | 14 | 13 |

¹For the mainland of the United States.

TABLE XVIII.—Number of males and females in 100,000 native white, foreign white, and colored persons, respectively, reported for each year of age (excluding age unknown): 1880, 1890, and 1900¹—Continued.

FOREIGN WHITE.

| AGES. | MALES. | | | FEMALES. | | | AGES. | MALES. | | | FEMALES. | | |
|-------------------|--------|--------|--------|----------|--------|--------|--------------------|--------|-------|-------|----------|-------|-------|
| | 1900 | 1890 | 1880 | 1900 | 1890 | 1880 | | 1900 | 1890 | 1880 | 1900 | 1890 | 1880 |
| All ages..... | 53,972 | 54,250 | 53,686 | 46,028 | 45,750 | 46,314 | 45 years..... | 1,195 | 1,443 | 1,779 | 876 | 1,130 | 1,444 |
| Under 1 year..... | 20 | 24 | 46 | 20 | 23 | 47 | 46 years..... | 827 | 884 | 878 | 648 | 708 | 756 |
| 1 year..... | 39 | 36 | 77 | 36 | 34 | 77 | 47 years..... | 806 | 789 | 808 | 647 | 646 | 698 |
| 2 years..... | 53 | 97 | 105 | 51 | 95 | 103 | 48 years..... | 906 | 933 | 981 | 767 | 811 | 892 |
| 3 years..... | 67 | 144 | 119 | 67 | 142 | 119 | 49 years..... | 864 | 716 | 751 | 721 | 599 | 637 |
| 4 years..... | 83 | 183 | 130 | 80 | 174 | 129 | 50 years..... | 1,289 | 1,474 | 1,940 | 1,074 | 1,297 | 1,669 |
| 5 years..... | 96 | 207 | 141 | 94 | 198 | 138 | 51 years..... | 719 | 585 | 581 | 573 | 467 | 451 |
| 6 years..... | 108 | 236 | 159 | 106 | 229 | 156 | 52 years..... | 841 | 792 | 885 | 680 | 658 | 681 |
| 7 years..... | 135 | 268 | 181 | 136 | 261 | 181 | 53 years..... | 718 | 689 | 731 | 600 | 571 | 568 |
| 8 years..... | 173 | 319 | 223 | 174 | 313 | 218 | 54 years..... | 753 | 670 | 711 | 640 | 594 | 580 |
| 9 years..... | 212 | 356 | 238 | 210 | 343 | 236 | 55 years..... | 881 | 836 | 977 | 762 | 765 | 799 |
| 10 years..... | 253 | 436 | 310 | 246 | 426 | 301 | 56 years..... | 708 | 689 | 697 | 591 | 592 | 552 |
| 11 years..... | 259 | 405 | 294 | 256 | 399 | 291 | 57 years..... | 605 | 544 | 486 | 515 | 461 | 385 |
| 12 years..... | 315 | 474 | 394 | 305 | 457 | 376 | 58 years..... | 616 | 565 | 563 | 546 | 521 | 465 |
| 13 years..... | 331 | 418 | 380 | 327 | 413 | 374 | 59 years..... | 578 | 426 | 430 | 506 | 372 | 334 |
| 14 years..... | 389 | 479 | 462 | 377 | 451 | 452 | 60 years..... | 872 | 1,001 | 1,128 | 826 | 945 | 962 |
| 15 years..... | 412 | 460 | 466 | 411 | 446 | 478 | 61 years..... | 442 | 382 | 329 | 376 | 316 | 247 |
| 16 years..... | 456 | 507 | 523 | 479 | 516 | 560 | 62 years..... | 517 | 498 | 423 | 457 | 423 | 334 |
| 17 years..... | 504 | 530 | 541 | 543 | 539 | 576 | 63 years..... | 503 | 473 | 381 | 446 | 397 | 300 |
| 18 years..... | 626 | 651 | 635 | 684 | 704 | 710 | 64 years..... | 471 | 439 | 343 | 439 | 377 | 285 |
| 19 years..... | 665 | 684 | 645 | 734 | 693 | 641 | 65 years..... | 574 | 582 | 529 | 556 | 517 | 452 |
| 20 years..... | 802 | 886 | 778 | 891 | 945 | 829 | 66 years..... | 423 | 358 | 272 | 380 | 314 | 233 |
| 21 years..... | 811 | 898 | 744 | 804 | 799 | 632 | 67 years..... | 404 | 341 | 243 | 362 | 279 | 206 |
| 22 years..... | 906 | 1,067 | 864 | 934 | 1,013 | 818 | 68 years..... | 360 | 316 | 251 | 337 | 284 | 220 |
| 23 years..... | 928 | 1,133 | 855 | 931 | 1,013 | 771 | 69 years..... | 334 | 237 | 199 | 302 | 199 | 160 |
| 24 years..... | 1,030 | 1,252 | 936 | 986 | 1,079 | 826 | 70 years..... | 446 | 436 | 377 | 439 | 401 | 369 |
| 25 years..... | 1,147 | 1,406 | 1,145 | 1,048 | 1,186 | 1,017 | 71 years..... | 251 | 185 | 120 | 214 | 143 | 102 |
| 26 years..... | 1,079 | 1,333 | 1,060 | 953 | 1,074 | 884 | 72 years..... | 282 | 215 | 161 | 246 | 180 | 141 |
| 27 years..... | 1,131 | 1,273 | 1,022 | 964 | 954 | 823 | 73 years..... | 247 | 178 | 133 | 217 | 154 | 119 |
| 28 years..... | 1,284 | 1,497 | 1,343 | 1,071 | 1,126 | 1,126 | 74 years..... | 226 | 156 | 117 | 200 | 135 | 108 |
| 29 years..... | 1,144 | 1,114 | 996 | 947 | 824 | 815 | 75 years..... | 242 | 195 | 155 | 232 | 179 | 158 |
| 30 years..... | 1,692 | 1,889 | 2,023 | 1,272 | 1,334 | 1,680 | 76 years..... | 178 | 128 | 105 | 162 | 117 | 97 |
| 31 years..... | 995 | 925 | 868 | 787 | 636 | 664 | 77 years..... | 146 | 93 | 75 | 129 | 82 | 63 |
| 32 years..... | 1,291 | 1,207 | 1,279 | 1,020 | 875 | 1,049 | 78 years..... | 136 | 101 | 78 | 124 | 92 | 75 |
| 33 years..... | 1,234 | 1,031 | 1,124 | 963 | 755 | 929 | 79 years..... | 112 | 67 | 62 | 99 | 58 | 53 |
| 34 years..... | 1,272 | 984 | 1,105 | 993 | 723 | 895 | 80 years..... | 123 | 105 | 110 | 125 | 111 | 122 |
| 35 years..... | 1,599 | 1,437 | 2,005 | 1,166 | 1,023 | 1,585 | 81 years..... | 73 | 41 | 31 | 62 | 39 | 30 |
| 36 years..... | 1,306 | 1,050 | 1,244 | 997 | 803 | 1,026 | 82 years..... | 61 | 45 | 37 | 55 | 41 | 37 |
| 37 years..... | 1,187 | 909 | 1,046 | 909 | 701 | 882 | 83 years..... | 47 | 33 | 28 | 46 | 33 | 26 |
| 38 years..... | 1,333 | 1,148 | 1,346 | 994 | 916 | 1,146 | 84 years..... | 43 | 32 | 26 | 42 | 35 | 27 |
| 39 years..... | 1,178 | 851 | 959 | 889 | 702 | 793 | 85 years..... | 36 | 30 | 22 | 37 | 32 | 28 |
| 40 years..... | 1,673 | 1,772 | 2,421 | 1,164 | 1,399 | 1,998 | 86 years..... | 24 | 22 | 16 | 26 | 23 | 18 |
| 41 years..... | 833 | 745 | 689 | 652 | 568 | 554 | 87 years..... | 20 | 16 | 12 | 20 | 18 | 13 |
| 42 years..... | 1,093 | 1,054 | 1,082 | 797 | 847 | 926 | 88 years..... | 16 | 12 | 10 | 16 | 13 | 11 |
| 43 years..... | 904 | 844 | 846 | 686 | 717 | 763 | 89 years..... | 11 | 9 | 7 | 12 | 9 | 7 |
| 44 years..... | 917 | 807 | 830 | 713 | 699 | 759 | 90 years..... | 10 | 14 | 10 | 14 | 17 | 14 |
| | | | | | | | Over 90 years..... | 21 | 19 | 19 | 25 | 23 | 23 |

¹ For the mainland of the United States.

STATISTICS OF POPULATION.

TABLE XVIII.—Number of males and females in 100,000 native white, foreign white, and colored persons, respectively, reported for each year of age (excluding age unknown): 1880, 1890, and 1900¹—Continued.

COLORED.²

| AGES. | MALES. | | | FEMALES. | | | AGES. | MALES. | | | FEMALES. | | |
|--------------------|--------|--------|--------|----------|--------|--------|--------------------|--------|------|------|----------|------|-------|
| | 1900 | 1890 | 1880 | 1900 | 1890 | 1880 | | 1900 | 1890 | 1880 | 1900 | 1890 | 1880 |
| All ages | 50,221 | 50,526 | 50,170 | 49,779 | 49,474 | 49,830 | 45 years..... | 665 | 697 | 759 | 641 | 728 | 837 |
| Under 1 year | 1,369 | 1,377 | 1,684 | 1,390 | 1,356 | 1,710 | 46 years..... | 331 | 327 | 244 | 257 | 256 | 188 |
| 1 year..... | 1,299 | 1,038 | 1,466 | 1,318 | 1,002 | 1,457 | 47 years..... | 318 | 282 | 227 | 251 | 226 | 172 |
| 2 years..... | 1,401 | 1,580 | 1,739 | 1,402 | 1,522 | 1,703 | 48 years..... | 378 | 360 | 308 | 341 | 336 | 285 |
| 3 years..... | 1,360 | 1,471 | 1,654 | 1,388 | 1,481 | 1,664 | 49 years..... | 343 | 268 | 190 | 296 | 287 | 161 |
| 4 years..... | 1,386 | 1,560 | 1,724 | 1,387 | 1,501 | 1,701 | 50 years..... | 804 | 765 | 925 | 794 | 807 | 1,081 |
| 5 years..... | 1,375 | 1,426 | 1,623 | 1,386 | 1,418 | 1,606 | 51 years..... | 234 | 206 | 141 | 159 | 146 | 88 |
| 6 years..... | 1,406 | 1,552 | 1,690 | 1,428 | 1,554 | 1,705 | 52 years..... | 321 | 269 | 229 | 223 | 187 | 150 |
| 7 years..... | 1,357 | 1,455 | 1,621 | 1,361 | 1,426 | 1,516 | 53 years..... | 237 | 212 | 173 | 165 | 143 | 109 |
| 8 years..... | 1,383 | 1,575 | 1,590 | 1,388 | 1,560 | 1,604 | 54 years..... | 251 | 204 | 169 | 195 | 153 | 125 |
| 9 years..... | 1,288 | 1,276 | 1,262 | 1,214 | 1,249 | 1,244 | 55 years..... | 399 | 360 | 408 | 351 | 322 | 376 |
| 10 years..... | 1,381 | 1,599 | 1,590 | 1,387 | 1,481 | 1,475 | 56 years..... | 240 | 229 | 195 | 168 | 161 | 128 |
| 11 years..... | 1,096 | 1,093 | 987 | 1,086 | 1,075 | 986 | 57 years..... | 167 | 164 | 123 | 120 | 110 | 80 |
| 12 years..... | 1,346 | 1,598 | 1,478 | 1,324 | 1,548 | 1,422 | 58 years..... | 176 | 165 | 146 | 151 | 136 | 118 |
| 13 years..... | 1,166 | 1,311 | 1,091 | 1,164 | 1,275 | 1,079 | 59 years..... | 168 | 113 | 87 | 140 | 92 | 64 |
| 14 years..... | 1,186 | 1,385 | 1,145 | 1,194 | 1,344 | 1,106 | 60 years..... | 533 | 513 | 660 | 530 | 520 | 656 |
| 15 years..... | 1,105 | 1,188 | 1,042 | 1,130 | 1,179 | 998 | 61 years..... | 97 | 96 | 68 | 65 | 71 | 38 |
| 16 years..... | 1,117 | 1,220 | 995 | 1,197 | 1,343 | 1,071 | 62 years..... | 134 | 121 | 109 | 98 | 82 | 65 |
| 17 years..... | 1,035 | 1,042 | 819 | 1,071 | 1,092 | 886 | 63 years..... | 124 | 122 | 97 | 84 | 82 | 57 |
| 18 years..... | 1,153 | 1,241 | 1,109 | 1,241 | 1,344 | 1,192 | 64 years..... | 118 | 99 | 79 | 89 | 69 | 50 |
| 19 years..... | 983 | 971 | 862 | 1,062 | 996 | 845 | 65 years..... | 281 | 238 | 306 | 260 | 266 | 278 |
| 20 years..... | 1,137 | 967 | 1,073 | 1,385 | 1,301 | 1,438 | 66 years..... | 100 | 83 | 65 | 65 | 53 | 43 |
| 21 years..... | 1,050 | 1,014 | 1,007 | 973 | 870 | 822 | 67 years..... | 93 | 85 | 63 | 63 | 62 | 41 |
| 22 years..... | 1,036 | 1,004 | 1,042 | 1,133 | 1,081 | 1,077 | 68 years..... | 92 | 90 | 79 | 77 | 75 | 60 |
| 23 years..... | 981 | 933 | 936 | 1,033 | 960 | 949 | 69 years..... | 81 | 61 | 44 | 68 | 49 | 35 |
| 24 years..... | 994 | 875 | 909 | 1,081 | 896 | 896 | 70 years..... | 232 | 227 | 257 | 262 | 243 | 290 |
| 25 years..... | 1,145 | 1,049 | 1,293 | 1,237 | 1,172 | 1,462 | 71 years..... | 33 | 40 | 24 | 31 | 33 | 13 |
| 26 years..... | 824 | 746 | 775 | 858 | 770 | 751 | 72 years..... | 57 | 54 | 33 | 43 | 43 | 30 |
| 27 years..... | 767 | 692 | 697 | 749 | 645 | 613 | 73 years..... | 43 | 42 | 28 | 35 | 34 | 24 |
| 28 years..... | 820 | 803 | 810 | 792 | 754 | 751 | 74 years..... | 46 | 37 | 23 | 40 | 30 | 22 |
| 29 years..... | 614 | 543 | 443 | 590 | 476 | 379 | 75 years..... | 111 | 106 | 110 | 122 | 114 | 128 |
| 30 years..... | 1,119 | 1,181 | 1,466 | 1,088 | 1,210 | 1,593 | 76 years..... | 36 | 37 | 25 | 30 | 31 | 21 |
| 31 years..... | 408 | 386 | 289 | 366 | 310 | 222 | 77 years..... | 26 | 21 | 16 | 21 | 18 | 13 |
| 32 years..... | 535 | 521 | 452 | 515 | 456 | 406 | 78 years..... | 33 | 33 | 25 | 30 | 31 | 23 |
| 33 years..... | 493 | 442 | 366 | 475 | 396 | 336 | 79 years..... | 27 | 18 | 15 | 25 | 16 | 12 |
| 34 years..... | 532 | 427 | 333 | 510 | 330 | 308 | 80 years..... | 80 | 74 | 91 | 109 | 101 | 124 |
| 35 years..... | 834 | 969 | 1,104 | 857 | 946 | 1,132 | 81 years..... | 13 | 12 | 7 | 11 | 13 | 7 |
| 36 years..... | 471 | 493 | 398 | 465 | 463 | 392 | 82 years..... | 17 | 13 | 9 | 15 | 13 | 9 |
| 37 years..... | 424 | 433 | 323 | 407 | 395 | 313 | 83 years..... | 11 | 11 | 7 | 11 | 11 | 7 |
| 38 years..... | 544 | 567 | 461 | 527 | 534 | 474 | 84 years..... | 12 | 11 | 8 | 13 | 11 | 9 |
| 39 years..... | 437 | 413 | 285 | 457 | 332 | 269 | 85 years..... | 23 | 22 | 20 | 31 | 30 | 31 |
| 40 years..... | 957 | 999 | 1,197 | 991 | 1,109 | 1,426 | 86 years..... | 9 | 8 | 6 | 9 | 8 | 6 |
| 41 years..... | 277 | 261 | 153 | 232 | 222 | 133 | 87 years..... | 8 | 7 | 5 | 8 | 9 | 6 |
| 42 years..... | 366 | 340 | 244 | 341 | 313 | 244 | 88 years..... | 7 | 6 | 5 | 8 | 6 | 5 |
| 43 years..... | 230 | 257 | 180 | 266 | 251 | 131 | 89 years..... | 6 | 5 | 3 | 7 | 6 | 3 |
| 44 years..... | 313 | 232 | 131 | 293 | 221 | 179 | 90 years..... | 16 | 17 | 17 | 27 | 23 | 33 |
| | | | | | | | Over 90 years..... | 30 | 31 | 34 | 46 | 52 | 53 |

¹For the mainland of the United States.

²Persons of negro descent, Chinese, Japanese, and Indians.

TABLE XIX.—Number of males and females in 100,000 native white persons of native and foreign parentage, respectively, reported for each year of age (excluding age unknown): 1890 and 1900.¹

| AGES. | NATIVE WHITE—NATIVE PARENTS. | | | | NATIVE WHITE—FOREIGN PARENTS. | | | | AGES. | NATIVE WHITE—NATIVE PARENTS. | | | | NATIVE WHITE—FOREIGN PARENTS. | | | |
|----------------|------------------------------|--------|----------|--------|-------------------------------|--------|----------|--------|----------------|------------------------------|------|----------|------|-------------------------------|------|----------|------|
| | Males. | | Females. | | Males. | | Females. | | | Males. | | Females. | | Males. | | Females. | |
| | 1900 | 1890 | 1900 | 1890 | 1900 | 1890 | 1900 | 1890 | | 1900 | 1890 | 1900 | 1890 | 1900 | 1890 | 1900 | 1890 |
| All ages. | 50,868 | 50,812 | 49,132 | 49,188 | 50,082 | 50,255 | 49,913 | 49,745 | 45 years..... | 548 | 568 | 483 | 554 | 433 | 238 | 394 | 222 |
| Under 1 year.. | 1,439 | 1,409 | 1,395 | 1,338 | 1,627 | 1,825 | 1,593 | 1,770 | 46 years..... | 448 | 442 | 405 | 424 | 325 | 176 | 307 | 163 |
| 1 year..... | 1,327 | 953 | 1,289 | 910 | 1,464 | 1,226 | 1,436 | 1,186 | 47 years..... | 439 | 389 | 400 | 386 | 294 | 152 | 281 | 141 |
| 2 years..... | 1,351 | 1,544 | 1,312 | 1,476 | 1,537 | 1,944 | 1,510 | 1,900 | 48 years..... | 437 | 408 | 406 | 424 | 276 | 159 | 265 | 156 |
| 3 years..... | 1,334 | 1,428 | 1,297 | 1,397 | 1,564 | 1,808 | 1,540 | 1,788 | 49 years..... | 423 | 351 | 388 | 347 | 246 | 128 | 234 | 118 |
| 4 years..... | 1,340 | 1,448 | 1,299 | 1,376 | 1,556 | 1,749 | 1,538 | 1,701 | 50 years..... | 505 | 518 | 461 | 544 | 265 | 178 | 253 | 177 |
| 5 years..... | 1,318 | 1,345 | 1,278 | 1,310 | 1,531 | 1,691 | 1,518 | 1,667 | 51 years..... | 375 | 292 | 335 | 274 | 178 | 90 | 163 | 80 |
| 6 years..... | 1,323 | 1,400 | 1,293 | 1,369 | 1,555 | 1,675 | 1,537 | 1,658 | 52 years..... | 405 | 373 | 360 | 355 | 185 | 113 | 168 | 101 |
| 7 years..... | 1,288 | 1,311 | 1,253 | 1,269 | 1,513 | 1,593 | 1,489 | 1,558 | 53 years..... | 357 | 343 | 326 | 318 | 150 | 96 | 140 | 87 |
| 8 years..... | 1,287 | 1,303 | 1,251 | 1,267 | 1,460 | 1,501 | 1,454 | 1,496 | 54 years..... | 345 | 327 | 331 | 326 | 145 | 90 | 136 | 84 |
| 9 years..... | 1,208 | 1,200 | 1,170 | 1,158 | 1,390 | 1,395 | 1,369 | 1,362 | 55 years..... | 361 | 325 | 347 | 320 | 148 | 83 | 138 | 78 |
| 10 years..... | 1,254 | 1,297 | 1,214 | 1,221 | 1,394 | 1,460 | 1,379 | 1,431 | 56 years..... | 319 | 315 | 312 | 304 | 125 | 77 | 116 | 70 |
| 11 years..... | 1,155 | 1,093 | 1,127 | 1,067 | 1,279 | 1,304 | 1,275 | 1,289 | 57 years..... | 279 | 277 | 276 | 248 | 107 | 63 | 101 | 54 |
| 12 years..... | 1,159 | 1,248 | 1,125 | 1,200 | 1,276 | 1,495 | 1,266 | 1,467 | 58 years..... | 265 | 263 | 269 | 253 | 99 | 59 | 96 | 56 |
| 13 years..... | 1,111 | 1,096 | 1,082 | 1,071 | 1,201 | 1,367 | 1,199 | 1,360 | 59 years..... | 260 | 213 | 262 | 205 | 93 | 44 | 88 | 40 |
| 14 years..... | 1,112 | 1,164 | 1,073 | 1,113 | 1,225 | 1,525 | 1,214 | 1,489 | 60 years..... | 298 | 334 | 307 | 342 | 100 | 68 | 99 | 67 |
| 15 years..... | 1,079 | 1,033 | 1,057 | 1,033 | 1,190 | 1,381 | 1,195 | 1,395 | 61 years..... | 209 | 187 | 208 | 170 | 64 | 35 | 60 | 30 |
| 16 years..... | 1,088 | 1,084 | 1,076 | 1,122 | 1,181 | 1,472 | 1,194 | 1,519 | 62 years..... | 235 | 232 | 230 | 214 | 70 | 44 | 67 | 38 |
| 17 years..... | 1,038 | 1,006 | 1,020 | 997 | 1,110 | 1,367 | 1,127 | 1,361 | 63 years..... | 231 | 231 | 227 | 214 | 66 | 43 | 62 | 38 |
| 18 years..... | 1,028 | 1,072 | 1,041 | 1,114 | 1,041 | 1,377 | 1,102 | 1,505 | 64 years..... | 210 | 201 | 210 | 195 | 58 | 38 | 56 | 35 |
| 19 years..... | 966 | 973 | 979 | 933 | 990 | 1,279 | 1,024 | 1,276 | 65 years..... | 210 | 231 | 213 | 231 | 56 | 43 | 53 | 42 |
| 20 years..... | 969 | 881 | 1,008 | 1,031 | 988 | 1,155 | 1,068 | 1,353 | 66 years..... | 190 | 175 | 188 | 168 | 47 | 32 | 44 | 29 |
| 21 years..... | 963 | 1,044 | 912 | 912 | 1,005 | 1,273 | 989 | 1,153 | 67 years..... | 181 | 164 | 173 | 154 | 43 | 30 | 39 | 27 |
| 22 years..... | 935 | 957 | 946 | 959 | 1,002 | 1,161 | 1,062 | 1,230 | 68 years..... | 158 | 160 | 157 | 155 | 36 | 29 | 33 | 28 |
| 23 years..... | 897 | 943 | 901 | 886 | 1,006 | 1,119 | 1,068 | 1,144 | 69 years..... | 147 | 129 | 146 | 122 | 31 | 24 | 30 | 22 |
| 24 years..... | 898 | 856 | 890 | 825 | 1,021 | 1,037 | 1,086 | 1,084 | 70 years..... | 154 | 182 | 159 | 183 | 32 | 33 | 33 | 33 |
| 25 years..... | 873 | 780 | 873 | 799 | 997 | 948 | 1,066 | 1,035 | 71 years..... | 115 | 108 | 111 | 96 | 23 | 20 | 21 | 16 |
| 26 years..... | 811 | 729 | 788 | 723 | 942 | 895 | 971 | 926 | 72 years..... | 124 | 128 | 122 | 119 | 25 | 22 | 23 | 20 |
| 27 years..... | 803 | 724 | 765 | 677 | 921 | 857 | 933 | 845 | 73 years..... | 109 | 109 | 106 | 104 | 22 | 19 | 20 | 17 |
| 28 years..... | 801 | 843 | 755 | 806 | 917 | 951 | 927 | 963 | 74 years..... | 97 | 97 | 99 | 94 | 20 | 17 | 19 | 16 |
| 29 years..... | 715 | 703 | 672 | 643 | 816 | 784 | 821 | 751 | 75 years..... | 95 | 97 | 100 | 100 | 19 | 17 | 20 | 17 |
| 30 years..... | 847 | 974 | 782 | 924 | 946 | 1,021 | 951 | 1,017 | 76 years..... | 79 | 80 | 80 | 79 | 16 | 15 | 16 | 14 |
| 31 years..... | 616 | 602 | 684 | 544 | 683 | 647 | 686 | 589 | 77 years..... | 69 | 64 | 70 | 65 | 14 | 12 | 14 | 11 |
| 32 years..... | 673 | 708 | 635 | 677 | 758 | 750 | 755 | 728 | 78 years..... | 61 | 67 | 63 | 66 | 12 | 14 | 13 | 12 |
| 33 years..... | 637 | 673 | 597 | 619 | 692 | 666 | 682 | 622 | 79 years..... | 53 | 48 | 55 | 48 | 11 | 9 | 11 | 9 |
| 34 years..... | 589 | 630 | 553 | 585 | 669 | 593 | 668 | 550 | 80 years..... | 50 | 57 | 55 | 62 | 11 | 11 | 11 | 12 |
| 35 years..... | 611 | 771 | 561 | 692 | 699 | 649 | 689 | 593 | 81 years..... | 38 | 35 | 39 | 35 | 8 | 6 | 8 | 7 |
| 36 years..... | 531 | 629 | 504 | 590 | 609 | 500 | 602 | 469 | 82 years..... | 33 | 34 | 35 | 37 | 7 | 7 | 7 | 7 |
| 37 years..... | 540 | 568 | 505 | 518 | 588 | 414 | 586 | 382 | 83 years..... | 26 | 28 | 29 | 32 | 6 | 6 | 6 | 6 |
| 38 years..... | 636 | 635 | 586 | 593 | 660 | 438 | 644 | 411 | 84 years..... | 23 | 24 | 26 | 29 | 5 | 5 | 5 | 6 |
| 39 years..... | 602 | 521 | 555 | 477 | 612 | 323 | 600 | 302 | 85 years..... | 17 | 18 | 20 | 23 | 4 | 4 | 4 | 4 |
| 40 years..... | 670 | 735 | 607 | 710 | 686 | 414 | 648 | 400 | 86 years..... | 13 | 15 | 17 | 19 | 3 | 3 | 3 | 4 |
| 41 years..... | 493 | 436 | 449 | 389 | 482 | 220 | 451 | 197 | 87 years..... | 11 | 11 | 14 | 15 | 3 | 2 | 3 | 3 |
| 42 years..... | 541 | 517 | 498 | 502 | 534 | 260 | 507 | 244 | 88 years..... | 8 | 9 | 11 | 11 | 2 | 2 | 2 | 2 |
| 43 years..... | 492 | 452 | 460 | 441 | 448 | 208 | 434 | 197 | 89 years..... | 6 | 7 | 8 | 8 | 2 | 2 | 2 | 2 |
| 44 years..... | 490 | 410 | 454 | 426 | 415 | 175 | 392 | 175 | 90 years..... | 5 | 7 | 7 | 16 | 1 | 2 | 1 | 2 |
| | | | | | | | | | Over 90 years. | 9 | 11 | 15 | 17 | 3 | 3 | 3 | 4 |

¹ For the mainland of the United States.

Tables xviii and xix show, for persons under 20 years of age, a certain amount of concentration on the even years, particularly among the colored. There is little or no evidence of concentration on 5 and 15 years and, aside from the colored, but a small amount on 10 and 20 years of age. The concentration on 20 years of age is almost entirely confined to females; for males, on the contrary, there is a marked concentration on 21 years of age, due, of course, to the legal privileges conferred on males upon reaching adult age.

For persons of the more mature ages a concentration is apparent, at each census and for all classes, on those

ages which are multiples of 5, with the exception of 25 years, for which age a concentration is shown for both foreign white and colored persons. For the later periods of life the concentration is most pronounced at the even 10-year periods, as shown by table xx, which measures the relative excess of persons reported for certain years of age, giving, for each element, by sex, first, the numerical excess over the next lower age, and, second, the percentage which this excess is of the number in 100,000 for each year for which the concentration is expressed.

STATISTICS OF POPULATION.

TABLE XX.—Excess of native white, foreign white, and colored males and females, respectively, reported for certain years of age: 1880, 1890, and 1900.¹

NUMBERS.

| SEX AND AGES. | NUMERICAL EXCESS OVER NEXT LOWER AGE. | | | | | | | | | | | | |
|-----------------|---------------------------------------|------|-----------------------------------|------|---------------|------|------|----------------|------|-------|-----------------------|------|-------|
| | Native white— native parents. | | Native white— foreign parents. | | Native white. | | | Foreign white. | | | Colored. ² | | |
| | 1900 | 1890 | 1900 | 1890 | 1900 | 1890 | 1880 | 1900 | 1890 | 1880 | 1900 | 1890 | 1880 |
| MALES. | | | | | | | | | | | | | |
| 2 years..... | 24 | 591 | 74 | 718 | 37 | 622 | 184 | | | | 102 | 542 | 278 |
| 4 years..... | 6 | 20 | -8 | -59 | 1 | | 26 | | | | 26 | 89 | 70 |
| 6 years..... | 5 | 55 | 24 | -16 | 11 | 37 | 2 | | | | 31 | 126 | 67 |
| 8 years..... | -1 | -8 | -58 | -92 | -16 | -29 | 3 | | | | 26 | 120 | 69 |
| 10 years..... | 46 | 97 | 5 | 65 | 34 | 89 | 102 | | | | 143 | 323 | 328 |
| 12 years..... | 4 | 155 | -2 | 191 | 2 | 164 | 157 | | | | 250 | 505 | 491 |
| 14 years..... | 1 | 68 | 24 | 158 | 8 | 91 | -14 | | | | 20 | 74 | 54 |
| 16 years..... | 9 | 51 | -9 | 91 | 5 | 61 | 39 | | | | 12 | 37 | -47 |
| 18 years..... | -10 | 66 | -56 | 10 | -23 | 53 | 124 | 122 | 121 | 94 | 118 | 199 | 290 |
| 20 years..... | 3 | -92 | -2 | -124 | 1 | -100 | -23 | 137 | 202 | 183 | 154 | -4 | 211 |
| 21 years..... | -6 | 163 | 17 | 118 | 1 | 152 | 46 | 9 | 12 | -34 | -37 | 47 | -66 |
| 25 years..... | -25 | -76 | -24 | -89 | -25 | -79 | -31 | 117 | 154 | 209 | 151 | 174 | 384 |
| 30 years..... | 132 | 271 | 130 | 237 | 132 | 263 | 258 | 548 | 775 | 1,027 | 505 | 638 | 1,018 |
| 35 years..... | 22 | 141 | 30 | 56 | 24 | 120 | 152 | 327 | 453 | 900 | 352 | 542 | 771 |
| 40 years..... | 68 | 214 | 74 | 91 | 69 | 183 | 191 | 495 | 891 | 1,462 | 470 | 581 | 912 |
| 45 years..... | 58 | 158 | 18 | 62 | 47 | 134 | 115 | 278 | 636 | 949 | 347 | 465 | 578 |
| 50 years..... | 82 | 167 | 19 | 50 | 65 | 133 | 139 | 425 | 753 | 1,189 | 461 | 497 | 735 |
| 55 years..... | 16 | -2 | 3 | -7 | 13 | -3 | 23 | 128 | 166 | 266 | 148 | 156 | 239 |
| 60 years..... | 38 | 121 | 7 | 24 | 30 | 97 | 93 | 294 | 575 | 698 | 365 | 400 | 573 |
| 65 years..... | | 30 | -2 | 5 | -1 | 24 | 24 | 103 | 143 | 186 | 163 | 189 | 227 |
| 70 years..... | 7 | 53 | 1 | 9 | 5 | 42 | 21 | 112 | 199 | 178 | 151 | 166 | 213 |
| 75 years..... | -2 | | -1 | | -2 | | | 16 | 39 | 38 | 65 | 69 | 82 |
| 80 years..... | -3 | 9 | | 2 | -3 | 8 | 2 | 11 | 33 | 43 | 53 | 56 | 76 |
| 85 years..... | -6 | -6 | -1 | -1 | -4 | -5 | -4 | -7 | -2 | -4 | 11 | 11 | 12 |
| 90 years..... | -1 | | -1 | | -1 | 1 | -1 | -1 | 5 | 3 | 10 | 12 | 14 |
| FEMALES. | | | | | | | | | | | | | |
| 2 years..... | 23 | 565 | 74 | 714 | 38 | 603 | 173 | | | | 34 | 520 | 246 |
| 4 years..... | 2 | -21 | -2 | -87 | 1 | -39 | 5 | | | | -1 | 20 | 37 |
| 6 years..... | 15 | 59 | 19 | -10 | 16 | 41 | 7 | | | | 42 | 136 | 99 |
| 8 years..... | -2 | -2 | -35 | -62 | -11 | -18 | -8 | | | | 27 | 134 | 88 |
| 10 years..... | 44 | 63 | 10 | 69 | 35 | 65 | 73 | | | | 123 | 232 | 231 |
| 12 years..... | -2 | 133 | -9 | 178 | -4 | 144 | 119 | | | | 238 | 473 | 436 |
| 14 years..... | -9 | 43 | 15 | 129 | -2 | 64 | -35 | | | | 30 | 69 | 27 |
| 16 years..... | 19 | 89 | -1 | 124 | 14 | 98 | 76 | | | | 67 | 164 | 73 |
| 18 years..... | 21 | 117 | -25 | 144 | 8 | 124 | 211 | 141 | 165 | 134 | 170 | 252 | 356 |
| 20 years..... | 29 | 98 | 44 | 77 | 33 | 93 | 101 | 157 | 252 | 188 | 323 | 305 | 533 |
| 21 years..... | -96 | -119 | -79 | -200 | -91 | -139 | -191 | -37 | -146 | -197 | -412 | -431 | -616 |
| 25 years..... | -17 | -26 | -20 | -49 | -17 | -32 | -14 | 62 | 107 | 191 | 156 | 276 | 566 |
| 30 years..... | 110 | 231 | 130 | 266 | 116 | 277 | 273 | 325 | 510 | 875 | 498 | 734 | 1,214 |
| 35 years..... | 8 | 107 | 21 | 43 | 12 | 91 | 145 | 173 | 300 | 690 | 347 | 566 | 874 |
| 40 years..... | 52 | 233 | 43 | 98 | 50 | 199 | 217 | 275 | 697 | 1,205 | 534 | 727 | 1,157 |
| 45 years..... | 29 | 128 | 2 | 47 | 21 | 103 | 90 | 163 | 431 | 635 | 343 | 507 | 653 |
| 50 years..... | 73 | 197 | 19 | 59 | 57 | 162 | 156 | 353 | 693 | 1,032 | 498 | 570 | 870 |
| 55 years..... | 16 | -6 | 2 | -6 | 12 | -6 | 16 | 122 | 171 | 219 | 156 | 169 | 251 |
| 60 years..... | 45 | 137 | 11 | 27 | 35 | 110 | 107 | 318 | 573 | 623 | 390 | 423 | 592 |
| 65 years..... | 3 | 36 | -3 | 7 | 2 | 23 | 29 | 117 | 140 | 167 | 171 | 197 | 223 |
| 70 years..... | 13 | 61 | 3 | 11 | 10 | 49 | 37 | 137 | 202 | 209 | 194 | 199 | 255 |
| 75 years..... | 1 | 6 | 1 | 1 | 1 | 5 | 4 | 32 | 44 | 50 | 32 | 34 | 106 |
| 80 years..... | | 14 | | 3 | | 11 | 10 | 26 | 53 | 69 | 34 | 35 | 112 |
| 85 years..... | -6 | -6 | -1 | -2 | -4 | -4 | -5 | -5 | -3 | 1 | 18 | 19 | 22 |
| 90 years..... | -1 | 2 | -1 | | -2 | 1 | | 2 | 8 | 7 | 20 | 22 | 30 |

¹ For the mainland of the United States.

² Persons of negro descent, Chinese, Japanese, and Indians.

TABLE XX.—*Excess of native white, foreign white, and colored males and females, respectively, reported for certain years of age: 1880, 1890, and 1900*¹—Continued.

PERCENTAGES.

| SEX AND AGES. | PER CENT OF EXCESS OF NUMBER IN 100,000, FOR EACH SPECIFIED AGE. | | | | | | | | | | | | |
|-----------------|--|------|-----------------------------------|------|---------------|------|------|----------------|------|------|-----------------------|------|------|
| | Native white— native parents. | | Native white— foreign parents. | | Native white. | | | Foreign white. | | | Colored. ² | | |
| | 1900 | 1890 | 1900 | 1890 | 1900 | 1890 | 1880 | 1900 | 1890 | 1880 | 1900 | 1890 | 1880 |
| MALES. | | | | | | | | | | | | | |
| 2 years..... | 1.8 | 38.3 | 4.8 | 36.9 | 2.6 | 37.8 | 11.3 | | | | 7.3 | 34.3 | 15.7 |
| 4 years..... | 0.4 | 1.4 | | | 0.1 | | 1.6 | | | | 1.9 | 5.7 | 4.1 |
| 6 years..... | 0.4 | 3.9 | 1.5 | | 0.8 | 2.5 | 0.1 | | | | 2.2 | 8.1 | 4.0 |
| 8 years..... | | | | | | | 0.2 | | | | 1.9 | 7.6 | 4.3 |
| 10 years..... | 3.7 | 7.5 | 0.4 | 4.5 | 2.6 | 6.7 | 7.1 | | | | 10.4 | 20.2 | 20.6 |
| 12 years..... | 0.3 | 12.4 | | 12.8 | 0.2 | 12.5 | 11.5 | | | | 18.6 | 31.6 | 33.2 |
| 14 years..... | 0.1 | 5.8 | 2.0 | 10.4 | 0.7 | 7.3 | | | | | 1.7 | 5.3 | 4.7 |
| 16 years..... | 0.8 | 4.7 | | 6.2 | 0.4 | 5.2 | 3.8 | | | | 1.1 | 3.0 | |
| 18 years..... | | 6.2 | | 0.7 | | 4.6 | 10.7 | 19.5 | 18.6 | 14.8 | 10.2 | 16.0 | 26.1 |
| 20 years..... | 0.8 | | | | 0.1 | | | 17.1 | 22.8 | 17.1 | 13.5 | | 19.7 |
| 21 years..... | | 15.6 | 1.7 | 1.4 | 0.1 | 13.8 | 4.1 | 1.1 | 1.3 | | | 4.6 | |
| 25 years..... | | | | | | | | 10.2 | 11.0 | 18.3 | 13.2 | 16.6 | 29.7 |
| 30 years..... | 15.6 | 27.8 | 13.7 | 23.2 | 15.1 | 26.7 | 28.9 | 32.4 | 41.0 | 50.8 | 45.1 | 54.0 | 69.4 |
| 35 years..... | 3.6 | 18.3 | 4.3 | 8.6 | 3.8 | 16.2 | 23.1 | 20.5 | 31.5 | 44.9 | 39.8 | 55.9 | 69.8 |
| 40 years..... | 10.1 | 29.1 | 10.8 | 22.0 | 10.2 | 28.0 | 31.5 | 29.6 | 50.3 | 60.4 | 49.1 | 58.2 | 76.2 |
| 45 years..... | 10.6 | 27.8 | 4.2 | 26.1 | 9.1 | 27.6 | 25.7 | 23.3 | 44.1 | 53.3 | 52.2 | 66.7 | 76.2 |
| 50 years..... | 16.2 | 32.2 | 7.2 | 28.1 | 14.8 | 31.9 | 32.9 | 33.0 | 51.4 | 61.3 | 57.8 | 65.0 | 79.5 |
| 55 years..... | 4.4 | | 2.0 | | 4.3 | | 8.5 | 14.5 | 19.9 | 27.2 | 37.1 | 43.3 | 58.6 |
| 60 years..... | 12.8 | 36.2 | 7.0 | 35.3 | 12.3 | 36.3 | 33.8 | 33.7 | 57.4 | 61.9 | 68.5 | 78.0 | 86.8 |
| 65 years..... | | 13.0 | | 11.6 | | 13.0 | 13.4 | 17.9 | 24.6 | 35.2 | 58.0 | 65.6 | 74.2 |
| 70 years..... | 4.5 | 29.1 | 3.1 | 27.3 | 4.2 | 29.0 | 16.2 | 25.1 | 45.6 | 47.2 | 65.1 | 73.1 | 82.9 |
| 75 years..... | | | | | | | | 6.6 | 20.0 | 24.5 | 58.6 | 65.1 | 74.5 |
| 80 years..... | | 15.8 | | 18.2 | | 17.4 | 4.7 | 8.9 | 36.2 | 43.6 | 66.3 | 75.7 | 83.5 |
| 85 years..... | | | | | | | | | | | 47.8 | 50.0 | 60.0 |
| 90 years..... | | | | | | 16.7 | | | 35.7 | 30.0 | 62.5 | 70.6 | 82.4 |
| FEMALES. | | | | | | | | | | | | | |
| 2 years..... | 1.8 | 38.3 | 4.9 | 37.6 | 2.8 | 38.1 | 11.0 | | | | 6.0 | 34.2 | 14.4 |
| 4 years..... | 0.2 | | | | 0.1 | | 0.3 | | | | | 1.3 | 2.2 |
| 6 years..... | 1.2 | 4.3 | 1.2 | | 1.2 | 2.8 | 0.5 | | | | 2.9 | 8.8 | 5.8 |
| 8 years..... | | | | | | | | | | | 1.9 | 8.6 | 5.5 |
| 10 years..... | 3.6 | 5.2 | 0.7 | 4.8 | 2.8 | 5.1 | 5.3 | | | | 9.2 | 15.7 | 15.7 |
| 12 years..... | | 11.1 | | 12.1 | | 11.4 | 9.1 | | | | 18.0 | 30.6 | 30.7 |
| 14 years..... | | 3.9 | 1.2 | 8.7 | | 5.3 | | | | | 2.5 | 5.1 | 2.4 |
| 16 years..... | 1.8 | 7.9 | | 8.2 | 1.3 | 8.0 | 7.1 | | | | 5.6 | 12.2 | 6.8 |
| 18 years..... | 2.0 | 10.5 | | 9.6 | 0.8 | 10.2 | 16.9 | 20.6 | 28.4 | 18.9 | 13.7 | 18.8 | 29.9 |
| 20 years..... | 2.9 | 9.5 | 4.1 | 5.7 | 3.2 | 8.4 | 8.5 | 17.6 | 26.7 | 22.7 | 23.3 | 23.4 | 41.2 |
| 21 years..... | | | | | | | | | | | | | |
| 25 years..... | | | | | | | | 5.9 | 9.0 | 18.8 | 12.6 | 23.5 | 38.7 |
| 30 years..... | 14.1 | 30.4 | 13.7 | 26.2 | 14.0 | 29.3 | 32.4 | 25.6 | 38.2 | 51.8 | 45.8 | 60.7 | 76.2 |
| 35 years..... | 1.4 | 15.5 | 3.0 | 7.3 | 2.0 | 13.6 | 22.4 | 14.8 | 29.3 | 43.5 | 40.5 | 59.8 | 73.9 |
| 40 years..... | 3.6 | 32.8 | 7.4 | 24.5 | 8.1 | 31.5 | 34.4 | 23.6 | 49.8 | 60.3 | 54.0 | 65.6 | 81.1 |
| 45 years..... | 6.0 | 23.1 | 0.5 | 21.2 | 4.6 | 22.9 | 20.5 | 18.6 | 38.1 | 47.4 | 53.5 | 69.6 | 78.6 |
| 50 years..... | 15.8 | 36.2 | 7.5 | 33.3 | 14.1 | 35.8 | 36.4 | 32.9 | 53.8 | 61.8 | 62.7 | 70.6 | 84.4 |
| 55 years..... | 4.6 | | 1.4 | | 4.2 | | 6.2 | 16.0 | 22.4 | 27.4 | 44.4 | 52.5 | 66.8 |
| 60 years..... | 14.7 | 40.1 | 11.1 | 40.3 | 14.1 | 40.3 | 39.1 | 38.5 | 60.6 | 65.3 | 73.6 | 82.3 | 90.2 |
| 65 years..... | 1.4 | 15.6 | | 16.7 | 1.2 | 15.3 | 16.8 | 21.0 | 27.1 | 36.9 | 65.8 | 74.1 | 82.0 |
| 70 years..... | 8.2 | 33.3 | 9.1 | 33.3 | 8.1 | 33.6 | 27.0 | 31.2 | 50.4 | 56.6 | 74.0 | 80.2 | 87.9 |
| 75 years..... | 1.0 | 6.0 | 5.0 | 5.9 | 1.3 | 6.3 | 5.3 | 13.8 | 24.6 | 31.6 | 67.2 | 73.7 | 82.3 |
| 80 years..... | | 22.6 | | 25.0 | | 22.4 | 20.0 | 20.8 | 47.7 | 56.6 | 77.1 | 84.2 | 90.3 |
| 85 years..... | | | | | | | | | | 3.6 | 58.1 | 63.3 | 71.0 |
| 90 years..... | | 20.0 | | | | 12.5 | | 14.3 | 47.1 | 50.0 | 74.1 | 78.6 | 90.9 |

¹For the mainland of the United States.

²Persons of negro descent, Chinese, Japanese, and Indians.

At the census of 1890 the most striking concentration in the earlier periods of life, as shown by table xx, is that on 2 years of age, the excess on that year representing more than one-third of the relative number of males and females, respectively, for each element of the population considered. The great concentration on this particular age is undoubtedly due to the form of inquiry in 1890, the schedule used at that census calling for a return of "age at nearest birthday" instead of "age at last birthday", as at former censuses and at the present census. In 1900 the concentration on this age is very slight, and the improvement in the return of ages at the present census is, generally speaking, apparent throughout the table, especially for the earlier periods of life.

For both native white and foreign white persons the concentration in 1900 on the 5 year periods after 25 years, although considerable, is very much less than at the preceding census. For colored persons, however, the improvement in this respect is not so marked, the percentages of excess in 1900 being large, although somewhat less, in each case, than those shown for 1880 and 1890.

On account of the constantly increasing number of foreign white persons reported for each year of age, no attempt is made in table xx to measure the relative excess for this class of persons under 18 years of age.

It is apparent, however, from table xviii (page xliii) that there is considerable concentration on 18 and 20 years and thereafter on the 5 and 10 year periods, and the percentages given in table xx, although not so conclusive as those for the native elements, are at least indicative of the extent to which concentration has been lessened in 1900 as compared with the two censuses preceding.

The general conclusion to be derived from a study of the figures contained in table xx is that, as far as the concentration on certain ages is concerned, the attempt to secure in 1900 a return of age according to date of birth has been partially successful, but it is apparent that concentration can not be wholly avoided in any case. This is particularly true with respect to colored persons, and to a somewhat less extent with respect to foreign white persons; and for these two elements of the population it is probable that no great improvement can be expected under the present conditions of census enumeration.

The distribution of the population by quinquennial age groups lessens very materially the effect of the concentration on certain years of age, as shown by table xxi, in which the ages of the aggregate population in 1900, and of each of its elements in detail, are summarized by periods of years.

TABLE XXI.—Distribution by age and sex of the aggregate population, and of each of its elements, for the mainland of the United States: 1900.

| AGE PERIODS. | AGGREGATE. | | | NATIVE BORN. | | | FOREIGN BORN. | | | TOTAL WHITE. | | |
|-----------------------------|-------------|------------|------------|--------------|------------|------------|---------------|-----------|-----------|--------------|------------|------------|
| | Both sexes. | Males. | Females. | Both sexes. | Males. | Females. | Both sexes. | Males. | Females. | Both sexes. | Males. | Females. |
| All ages ¹ | 75,793,991 | 38,689,025 | 37,104,966 | 65,479,777 | 33,077,084 | 32,402,693 | 10,314,214 | 5,611,941 | 4,702,273 | 66,664,144 | 34,103,909 | 32,560,235 |
| Under 1 year..... | 1,916,892 | 969,257 | 947,635 | 1,912,863 | 967,230 | 945,633 | 4,029 | 2,027 | 2,002 | 1,665,007 | 844,288 | 820,769 |
| 1 to 4 years..... | 7,558,786 | 3,664,355 | 3,894,431 | 7,205,124 | 3,639,686 | 3,565,438 | 48,612 | 24,669 | 23,943 | 6,254,945 | 3,167,217 | 3,087,728 |
| Under 5 years..... | 9,170,628 | 4,633,612 | 4,537,016 | 9,117,987 | 4,606,916 | 4,511,071 | 52,641 | 26,696 | 25,945 | 7,919,952 | 4,011,455 | 3,908,497 |
| 5 to 9 years..... | 8,874,123 | 4,479,396 | 4,394,727 | 8,726,400 | 4,405,897 | 4,321,003 | 147,723 | 73,999 | 73,724 | 7,638,326 | 3,882,349 | 3,775,977 |
| 10 to 14 years..... | 8,080,234 | 4,083,041 | 3,997,193 | 7,767,643 | 3,924,803 | 3,842,840 | 312,591 | 158,238 | 154,353 | 6,959,238 | 3,519,303 | 3,439,935 |
| 15 to 19 years..... | 7,556,089 | 3,750,451 | 3,805,638 | 6,987,581 | 3,473,208 | 3,514,373 | 568,508 | 277,243 | 291,265 | 6,548,189 | 3,258,090 | 3,285,099 |
| 20 to 24 years..... | 7,335,016 | 3,624,580 | 3,710,436 | 6,403,838 | 3,158,591 | 3,245,247 | 931,178 | 465,989 | 465,189 | 6,335,044 | 3,145,481 | 3,189,563 |
| 25 to 29 years..... | 6,529,441 | 3,323,543 | 3,205,898 | 5,417,963 | 2,721,731 | 2,696,232 | 1,111,478 | 601,812 | 509,666 | 5,762,980 | 2,942,882 | 2,820,098 |
| 30 to 34 years..... | 5,556,089 | 2,901,321 | 2,654,718 | 4,366,437 | 2,226,347 | 2,140,140 | 1,189,552 | 674,974 | 514,578 | 5,004,444 | 2,619,446 | 2,384,998 |
| 35 to 39 years..... | 4,964,781 | 2,616,865 | 2,347,916 | 3,767,424 | 1,925,654 | 1,841,770 | 1,197,357 | 691,211 | 506,146 | 4,460,575 | 2,360,348 | 2,100,227 |
| 40 to 44 years..... | 4,247,166 | 2,255,916 | 1,991,250 | 3,262,980 | 1,681,623 | 1,581,357 | 984,186 | 574,293 | 409,893 | 3,852,143 | 2,055,176 | 1,796,967 |
| 45 to 49 years..... | 3,454,612 | 1,837,836 | 1,616,776 | 2,600,138 | 1,356,056 | 1,244,082 | 854,474 | 481,780 | 372,694 | 3,105,678 | 1,651,972 | 1,453,706 |
| 50 to 54 years..... | 2,942,829 | 1,564,622 | 1,378,207 | 2,128,959 | 1,114,747 | 1,014,212 | 813,870 | 449,875 | 363,995 | 2,633,981 | 1,396,035 | 1,237,946 |
| 55 to 59 years..... | 2,211,172 | 1,145,257 | 1,065,915 | 1,562,501 | 794,759 | 767,742 | 648,671 | 350,498 | 298,173 | 2,021,217 | 1,040,235 | 980,982 |
| 60 to 64 years..... | 1,791,363 | 917,167 | 874,196 | 1,242,363 | 627,711 | 614,652 | 549,000 | 289,456 | 259,544 | 1,620,658 | 825,213 | 795,445 |
| 65 to 69 years..... | 1,802,926 | 667,669 | 635,257 | 890,638 | 452,577 | 437,761 | 412,288 | 214,792 | 197,496 | 1,195,295 | 608,715 | 586,589 |
| 70 to 74 years..... | 883,841 | 449,609 | 434,232 | 600,926 | 301,872 | 299,854 | 282,915 | 148,537 | 134,378 | 808,097 | 411,658 | 396,439 |
| 75 to 79 years..... | 519,857 | 261,579 | 258,278 | 360,696 | 178,480 | 182,216 | 159,161 | 88,099 | 76,062 | 477,720 | 240,284 | 237,436 |
| 80 to 84 years..... | 251,512 | 122,273 | 129,239 | 182,304 | 86,811 | 95,493 | 69,208 | 35,462 | 33,746 | 224,717 | 110,087 | 114,630 |
| 85 to 89 years..... | 88,600 | 40,742 | 47,858 | 66,389 | 29,919 | 36,470 | 22,211 | 10,823 | 11,388 | 78,027 | 35,838 | 42,189 |
| 90 to 94 years..... | 23,992 | 9,858 | 14,134 | 18,636 | 7,500 | 11,136 | 5,356 | 2,358 | 2,998 | 18,319 | 7,607 | 10,712 |
| 95 to 99 years..... | 6,266 | 2,417 | 3,849 | 4,838 | 1,801 | 3,037 | 1,428 | 616 | 812 | 3,707 | 1,405 | 2,302 |
| 100 years and over..... | 3,504 | 1,271 | 2,233 | 3,086 | 1,081 | 2,005 | 418 | 190 | 228 | 337 | 330 | 507 |

15,576,952

| AGE PERIODS. | NATIVE WHITE. | | | NATIVE WHITE—NATIVE PARENTS. | | | NATIVE WHITE—FOREIGN PARENTS. | | | FOREIGN WHITE. | | |
|-----------------------------|---------------|------------|------------|------------------------------|------------|------------|-------------------------------|-----------|-----------|----------------|-----------|-----------|
| | Both sexes. | Males. | Females. | Both sexes. | Males. | Females. | Both sexes. | Males. | Females. | Both sexes. | Males. | Females. |
| All ages ¹ | 56,475,207 | 28,604,760 | 27,870,447 | 40,837,331 | 20,773,017 | 20,064,314 | 15,637,876 | 7,831,743 | 7,806,133 | 10,188,937 | 5,499,149 | 4,689,788 |
| Under 1 year..... | 1,661,005 | 842,221 | 818,784 | 1,157,534 | 587,815 | 569,719 | 503,471 | 254,406 | 249,065 | 4,002 | 2,017 | 1,985 |
| 1 to 4 years..... | 6,206,578 | 3,142,667 | 3,063,911 | 4,307,347 | 2,185,386 | 2,121,961 | 1,899,231 | 957,281 | 941,950 | 48,367 | 24,560 | 23,817 |
| Under 5 years..... | 7,867,583 | 3,984,888 | 3,882,695 | 5,464,831 | 2,773,201 | 2,691,630 | 2,402,702 | 1,211,687 | 1,191,015 | 52,369 | 26,567 | 25,802 |
| 5 to 9 years..... | 7,491,134 | 3,788,622 | 3,702,512 | 5,174,220 | 2,623,791 | 2,550,429 | 2,316,914 | 1,164,831 | 1,152,083 | 147,192 | 73,727 | 73,465 |
| 10 to 14 years..... | 6,647,673 | 3,361,671 | 3,286,002 | 4,660,390 | 2,364,797 | 2,295,593 | 1,987,233 | 996,874 | 990,409 | 311,565 | 157,632 | 153,933 |
| 15 to 19 years..... | 5,981,443 | 2,986,709 | 2,994,734 | 4,234,953 | 2,122,635 | 2,112,318 | 1,746,490 | 864,074 | 882,416 | 561,746 | 271,381 | 290,365 |
| 20 to 24 years..... | 5,415,562 | 2,689,295 | 2,726,267 | 3,805,609 | 1,903,864 | 1,901,745 | 1,609,953 | 785,431 | 824,522 | 919,482 | 456,186 | 463,296 |
| 25 to 29 years..... | 4,665,751 | 2,353,361 | 2,312,390 | 3,208,642 | 1,634,867 | 1,573,775 | 1,457,109 | 718,494 | 738,615 | 1,097,229 | 589,521 | 507,708 |
| 30 to 34 years..... | 3,830,761 | 1,958,744 | 1,872,017 | 2,659,360 | 1,372,529 | 1,286,831 | 1,171,401 | 586,215 | 585,186 | 1,173,683 | 660,702 | 512,981 |
| 35 to 39 years..... | 3,283,009 | 1,687,544 | 1,595,465 | 2,299,571 | 1,192,071 | 1,107,500 | 983,433 | 495,473 | 487,965 | 1,177,566 | 672,804 | 504,762 |
| 40 to 44 years..... | 2,886,031 | 1,497,876 | 1,388,155 | 2,104,551 | 1,096,825 | 1,007,726 | 781,480 | 401,051 | 380,429 | 966,112 | 557,300 | 408,812 |
| 45 to 49 years..... | 2,265,458 | 1,183,506 | 1,081,952 | 1,787,607 | 937,254 | 850,353 | 477,851 | 246,252 | 231,599 | 840,220 | 468,466 | 371,754 |
| 50 to 54 years..... | 1,830,589 | 955,956 | 874,633 | 1,551,811 | 811,724 | 740,087 | 278,778 | 144,232 | 134,546 | 803,392 | 440,079 | 363,313 |
| 55 to 59 years..... | 1,378,214 | 694,994 | 683,220 | 1,204,610 | 605,625 | 598,985 | 173,604 | 89,369 | 84,235 | 643,003 | 345,241 | 297,762 |
| 60 to 64 years..... | 1,075,627 | 589,430 | 586,197 | 965,900 | 483,454 | 482,446 | 109,727 | 55,976 | 53,751 | 545,031 | 285,783 | 259,248 |
| 65 to 69 years..... | 784,555 | 395,274 | 389,281 | 720,110 | 361,980 | 358,130 | 64,445 | 33,294 | 31,151 | 410,740 | 213,441 | 197,299 |
| 70 to 74 years..... | 525,772 | 263,590 | 262,182 | 488,649 | 244,574 | 244,075 | 37,123 | 19,016 | 18,107 | 282,325 | 148,068 | 134,257 |
| 75 to 79 years..... | 318,804 | 157,351 | 161,453 | 296,201 | 146,108 | 150,093 | 22,603 | 11,243 | 11,360 | 158,916 | 82,933 | 75,983 |
| 80 to 84 years..... | 155,642 | 74,697 | 80,945 | 144,314 | 69,087 | 75,227 | 11,323 | 5,610 | 5,718 | 69,075 | 35,390 | 33,685 |
| 85 to 89 years..... | 55,860 | 25,036 | 30,824 | 51,542 | 22,992 | 28,550 | 4,313 | 2,044 | 2,274 | 22,167 | 10,802 | 11,365 |
| 90 to 94 years..... | 12,998 | 5,268 | 7,730 | 11,940 | 4,815 | 7,125 | 1,058 | 453 | 605 | 5,321 | 2,339 | 2,982 |
| 95 to 99 years..... | 2,295 | 796 | 1,499 | 2,077 | 695 | 1,382 | 213 | 101 | 117 | 1,412 | 609 | 803 |
| 100 years and over..... | 446 | 152 | 294 | 393 | 129 | 264 | 53 | 23 | 30 | 391 | 178 | 213 |

¹ Exclusive of age unknown.

Final total all ages see p. XVIII.

STATISTICS OF POPULATION.

TABLE XXI.—Distribution by age and sex of the aggregate population, and of each of its elements, for the mainland of the United States: 1900—Continued.

| AGE PERIODS. | TOTAL COLORED. ¹ | | | NEGRO. ² | | | CHINESE. | | | JAPANESE. | | | INDIAN. | | |
|-----------------------------|-----------------------------|-----------|-----------|---------------------|-----------|-----------|-------------|--------|-----------|-------------|--------|-----------|-------------|---------|-----------|
| | Both sexes. | Males. | Females. | Both sexes. | Males. | Females. | Both sexes. | Males. | Fe-males. | Both sexes. | Males. | Fe-males. | Both sexes. | Males. | Fe-males. |
| All ages ³ | 9,129,847 | 4,585,116 | 4,544,731 | 8,785,183 | 4,361,390 | 4,423,793 | 88,694 | 84,177 | 4,517 | 23,408 | 22,434 | 974 | 232,562 | 117,115 | 115,447 |
| Under 1 year..... | 251,885 | 125,019 | 126,866 | 244,510 | 121,329 | 123,181 | 239 | 116 | 123 | 51 | 26 | 25 | 7,085 | 3,548 | 3,537 |
| 1 to 4 years..... | 998,791 | 497,138 | 501,653 | 971,145 | 483,158 | 487,987 | 918 | 500 | 418 | 106 | 61 | 45 | 26,622 | 13,419 | 13,203 |
| Under 5 years..... | 1,250,676 | 622,157 | 628,519 | 1,215,655 | 604,487 | 611,168 | 1,157 | 616 | 541 | 157 | 87 | 70 | 33,707 | 16,987 | 16,740 |
| 5 to 9 years..... | 1,235,797 | 617,047 | 618,750 | 1,202,758 | 600,410 | 602,348 | 1,024 | 584 | 440 | 78 | 40 | 38 | 31,937 | 16,013 | 15,924 |
| 10 to 14 years..... | 1,120,996 | 563,738 | 557,258 | 1,091,990 | 543,642 | 548,348 | 845 | 508 | 337 | 182 | 160 | 22 | 27,979 | 14,428 | 13,551 |
| 15 to 19 years..... | 1,012,900 | 492,361 | 520,539 | 982,022 | 473,750 | 508,272 | 2,156 | 1,323 | 333 | 4,566 | 4,483 | 83 | 24,166 | 12,305 | 11,851 |
| 20 to 24 years..... | 999,972 | 479,099 | 520,873 | 969,172 | 458,921 | 510,251 | 4,472 | 3,377 | 595 | 6,437 | 6,120 | 317 | 19,891 | 10,181 | 9,710 |
| 25 to 29 years..... | 766,461 | 380,661 | 385,800 | 737,479 | 360,597 | 376,882 | 6,789 | 6,215 | 574 | 5,579 | 5,343 | 236 | 16,614 | 8,506 | 8,108 |
| 30 to 34 years..... | 551,595 | 281,875 | 269,720 | 524,607 | 262,130 | 262,477 | 10,316 | 9,902 | 414 | 3,140 | 3,025 | 115 | 13,532 | 6,818 | 6,714 |
| 35 to 39 years..... | 504,206 | 256,517 | 247,689 | 474,687 | 233,371 | 241,316 | 15,707 | 15,390 | 317 | 1,664 | 1,613 | 51 | 12,148 | 6,143 | 6,005 |
| 40 to 44 years..... | 395,023 | 200,740 | 194,283 | 367,216 | 179,090 | 188,126 | 15,136 | 14,845 | 291 | 963 | 951 | 17 | 11,703 | 5,854 | 5,849 |
| 45 to 49 years..... | 345,934 | 185,864 | 163,070 | 326,384 | 163,495 | 157,889 | 12,249 | 11,942 | 307 | 370 | 359 | 11 | 9,931 | 5,068 | 4,863 |
| 50 to 54 years..... | 303,843 | 163,587 | 140,261 | 290,987 | 155,188 | 135,799 | 9,035 | 8,857 | 178 | 164 | 156 | 8 | 8,662 | 4,386 | 4,276 |
| 55 to 59 years..... | 189,955 | 105,022 | 84,933 | 179,176 | 97,323 | 81,853 | 4,860 | 4,751 | 109 | 33 | 32 | 1 | 5,886 | 2,916 | 2,970 |
| 60 to 64 years..... | 170,705 | 91,954 | 78,751 | 161,687 | 85,961 | 75,726 | 3,330 | 3,286 | 44 | 51 | 49 | 2 | 5,637 | 2,658 | 2,979 |
| 65 to 69 years..... | 107,631 | 58,954 | 48,677 | 102,671 | 56,018 | 46,653 | 1,147 | 1,123 | 24 | 8 | 7 | 1 | 3,805 | 1,806 | 1,999 |
| 70 to 74 years..... | 75,744 | 37,951 | 37,793 | 72,382 | 36,235 | 36,147 | 349 | 339 | 10 | 4 | 3 | 1 | 3,009 | 1,374 | 1,635 |
| 75 to 79 years..... | 42,137 | 21,295 | 20,842 | 40,420 | 20,475 | 19,945 | 86 | 85 | 1 | 5 | 4 | 1 | 1,626 | 731 | 895 |
| 80 to 84 years..... | 26,795 | 12,186 | 14,609 | 25,527 | 11,655 | 13,872 | 27 | 26 | 1 | 1 | 1 | | 1,240 | 504 | 736 |
| 85 to 89 years..... | 10,573 | 4,904 | 5,669 | 10,083 | 4,713 | 5,370 | 5 | 4 | 1 | | | | 485 | 187 | 298 |
| 90 to 94 years..... | 5,673 | 2,251 | 3,422 | 5,293 | 2,085 | 3,208 | 2 | 2 | | | | | 378 | 164 | 214 |
| 95 to 99 years..... | 2,559 | 1,012 | 1,547 | 2,434 | 958 | 1,476 | | | | | | | 125 | 54 | 71 |
| 100 years and over | 2,667 | 941 | 1,726 | 2,553 | 886 | 1,667 | 2 | 2 | | 1 | 1 | | 111 | 52 | 59 |

¹ Persons of negro descent, Chinese, Japanese, and Indians.² Includes all persons of negro descent.³ Exclusive of age unknown.

The figures contained in table XXI are exclusive of 200,584 persons for whom the age was not reported, this number representing, however, but a very small fraction of 1 per cent of the entire population under consideration. At the census of 1890 there was no return of age for 162,165 persons, constituting substantially the same proportion of the total population as at the present census. The 200,584 persons of unknown age in 1900 are distributed as follows: Native white

of native parentage, 112,031; native white of foreign parentage, 8,141; foreign white, 24,880; negro, 48,811; Chinese, 1,169; Japanese, 918; Indian, 4,634.

The proportion of the population reported for each quinquennial age group in 1900, for both sexes and for each sex separately, is shown for the aggregate population of the mainland of the United States, and for its native and foreign born elements separately, in table XXII.

TABLE XXII.—Percentage of the aggregate, native born, and foreign born population reported for each specified age period, by sex: 1900.¹

| AGE PERIODS. | AGGREGATE. | | | NATIVE BORN. | | | FOREIGN BORN. | | |
|-----------------------------|------------------|------------------|------------------|------------------|------------------|------------------|------------------|------------------|------------------|
| | Both sexes. | Males. | Females. | Both sexes. | Males. | Females. | Both sexes. | Males. | Females. |
| All ages ² | 100.0 | 51.0 | 49.0 | 100.0 | 50.5 | 49.5 | 100.0 | 54.4 | 45.6 |
| Under 1 year..... | 2.6 | 1.3 | 1.8 | 2.9 | 1.5 | 1.4 | (³) | (³) | (³) |
| 1 to 4 years..... | 9.5 | 4.8 | 4.7 | 11.0 | 5.5 | 5.5 | 0.6 | 0.3 | 0.3 |
| Under 5 years..... | 12.1 | 6.1 | 6.0 | 13.9 | 7.0 | 6.9 | 0.6 | 0.3 | 0.3 |
| 5 to 9 years..... | 11.7 | 5.9 | 5.8 | 13.3 | 6.7 | 6.6 | 1.4 | 0.7 | 0.7 |
| 10 to 14 years..... | 10.7 | 5.4 | 5.3 | 11.9 | 6.0 | 5.9 | 3.0 | 1.5 | 1.5 |
| 15 to 19 years..... | 9.9 | 4.9 | 5.0 | 10.7 | 5.3 | 5.4 | 5.5 | 2.7 | 2.8 |
| 20 to 24 years..... | 9.7 | 4.8 | 4.9 | 9.8 | 4.8 | 5.0 | 9.0 | 4.5 | 4.5 |
| 25 to 29 years..... | 8.6 | 4.4 | 4.2 | 8.3 | 4.2 | 4.1 | 10.8 | 5.8 | 5.0 |
| 30 to 34 years..... | 7.3 | 3.8 | 3.5 | 6.7 | 3.4 | 3.3 | 11.6 | 6.6 | 5.0 |
| 35 to 39 years..... | 6.5 | 3.4 | 3.1 | 5.7 | 2.9 | 2.8 | 11.6 | 6.7 | 4.9 |
| 40 to 44 years..... | 5.6 | 3.0 | 2.6 | 5.0 | 2.6 | 2.4 | 9.6 | 5.6 | 4.0 |
| 45 to 49 years..... | 4.5 | 2.4 | 2.1 | 4.0 | 2.1 | 1.9 | 8.3 | 4.7 | 3.6 |
| 50 to 54 years..... | 3.9 | 2.1 | 1.8 | 3.2 | 1.7 | 1.5 | 7.9 | 4.4 | 3.5 |
| 55 to 59 years..... | 2.9 | 1.5 | 1.4 | 2.4 | 1.2 | 1.2 | 6.3 | 3.4 | 2.9 |
| 60 to 64 years..... | 2.4 | 1.2 | 1.2 | 1.9 | 1.0 | 0.9 | 5.3 | 2.8 | 2.5 |
| 65 to 69 years..... | 1.7 | 0.9 | 0.8 | 1.4 | 0.7 | 0.7 | 4.0 | 2.1 | 1.9 |
| 70 to 74 years..... | 1.2 | 0.6 | 0.6 | 1.0 | 0.5 | 0.5 | 2.7 | 1.4 | 1.3 |
| 75 to 79 years..... | 0.7 | 0.3 | 0.4 | 0.6 | 0.3 | 0.3 | 1.6 | 0.8 | 0.8 |
| 80 to 84 years..... | 0.4 | 0.2 | 0.2 | 0.2 | 0.1 | 0.1 | 0.6 | 0.3 | 0.3 |
| 85 to 89 years..... | 0.2 | 0.1 | 0.1 | (³) | (³) | (³) | 0.2 | 0.1 | 0.1 |
| 90 to 94 years..... | (³) | (³) | (³) | (³) | (³) | (³) | (³) | (³) | (³) |
| 95 to 99 years..... | (³) | (³) | (³) | (³) | (³) | (³) | (³) | (³) | (³) |
| 100 years and over..... | (³) | (³) | (³) | (³) | (³) | (³) | (³) | (³) | (³) |

¹ For the mainland of the United States.

² Exclusive of age unknown.

³ Less than one-tenth of 1 per cent.

The difference in the composition of the native and foreign born elements of the population makes a comparison of their age distribution of little value. The foreign born population is made up largely of young adults and contains but a very small proportion of children. The native born population, on the other hand, contains a large proportion of children, including not only the children of native Americans, but also the children of the immigrant element of our population. There has been, furthermore, a decrease since 1890, as compared with the preceding ten years, in the number of immigrants to this country, and, in addition, a considerable change in the age distribution of this element, particularly in the proportion of immigrants under 15 years of age. Expressed in figures, the number of immigrants has decreased from 5,246,613 for the decade from 1881 to 1890 to 3,687,564 for that from 1891 to 1900, while the proportion of immigrants under 15 years of age has decreased from 21.4 per cent of the whole number who came in the earlier decade to 16 per cent for those who came during the past decade, as shown by the following summary:

| PERIODS OF YEARS. | Total number of immigrants. | UNDER 15 YEARS. | | 15 TO 39 YEARS. | | 40 YEARS AND OVER. | |
|-------------------|-----------------------------|-----------------|-----------|-----------------|-----------|--------------------|-----------|
| | | Number. | Per cent. | Number. | Per cent. | Number. | Per cent. |
| 1891 to 1900 ... | 3,687,564 | 588,507 | 16.0 | 2,759,809 | 74.8 | 339,248 | 9.2 |
| 1881 to 1890 ... | 5,246,613 | 1,121,499 | 21.4 | 3,572,273 | 68.1 | 552,841 | 10.5 |
| 1871 to 1880 ... | 2,812,191 | 571,784 | 20.3 | 1,884,743 | 67.0 | 355,664 | 12.7 |

These changes in the number and age composition of the immigrant population have materially affected the distribution of the foreign white population accord-

ing to quinquennial age groups, particularly with respect to the first three periods of life, in each of which there has been a loss since 1890. This is clearly brought out by table XXIII, in which the increase in the foreign white population for each age group during the last ten years is compared with the increase for the preceding decade.

TABLE XXIII.—Increase in foreign white population: 1880 to 1900.

| AGE PERIODS. | FOREIGN WHITE. | | | INCREASE. | |
|-----------------------------|-------------------|-----------|-----------|----------------------|--------------|
| | 1900 ¹ | 1890 | 1880 | 1890 to 1900 | 1880 to 1890 |
| All ages ² | 10,188,937 | 9,097,250 | 6,559,679 | 1,091,687 | 2,537,571 |
| Under 5 years..... | 52,369 | 86,629 | 62,371 | ³ 34,260 | 24,258 |
| 5 to 9 years..... | 147,192 | 248,351 | 122,697 | ³ 101,159 | 125,654 |
| 10 to 14 years..... | 311,565 | 396,379 | 238,439 | ³ 84,814 | 157,940 |
| 15 to 19 years..... | 561,746 | 521,295 | 378,812 | 40,451 | 142,488 |
| 20 to 24 years..... | 919,482 | 917,374 | 528,255 | 2,108 | 389,119 |
| 25 to 29 years..... | 1,097,229 | 1,072,239 | 671,116 | 24,990 | 401,123 |
| 30 to 34 years..... | 1,173,683 | 942,320 | 762,631 | 231,363 | 179,689 |
| 35 to 39 years..... | 1,177,566 | 870,592 | 789,265 | 306,974 | 81,327 |
| 40 to 44 years..... | 966,112 | 859,954 | 712,890 | 106,158 | 147,064 |
| 45 to 49 years..... | 840,220 | 787,815 | 630,941 | 52,405 | 156,874 |
| 50 to 54 years..... | 803,392 | 709,220 | 577,087 | 94,172 | 132,133 |
| 55 to 59 years..... | 643,003 | 525,181 | 373,114 | 117,872 | 152,017 |
| 60 to 64 years..... | 545,031 | 477,647 | 310,463 | 67,384 | 167,184 |
| 65 to 69 years..... | 410,740 | 311,574 | 181,361 | 99,166 | 130,213 |
| 70 to 74 years..... | 282,325 | 199,006 | 114,609 | 83,319 | 84,397 |
| 75 to 79 years..... | 158,916 | 101,215 | 60,696 | 57,701 | 40,519 |
| 80 to 84 years..... | 69,075 | 46,853 | 31,086 | 22,222 | 15,767 |
| 85 to 89 years..... | 22,167 | 16,925 | 9,515 | 5,242 | 7,410 |
| 90 to 94 years..... | 5,321 | 5,126 | 2,960 | 195 | 2,166 |
| 95 to 99 years..... | 1,412 | 1,205 | 1,008 | 207 | 197 |
| 100 years and over..... | 391 | 400 | 363 | ³ 9 | 37 |

¹ For the mainland of the United States.

² Exclusive of age unknown.

³ Decrease.

STATISTICS OF POPULATION.

The age distribution of the aggregate population, and of each of its elements, in 1880, 1890, and 1900, is expressed in percentages in table xxiv. A similar distribution of the native white population of native and foreign parentage, and of the negro population, in 1890 and 1900, and of the Chinese, Japanese, and Indian

population in 1900, is given in tables xxv and xxvi (pages liv and lv).

The age and sex distribution of the population, and of each of its elements, in 1880, 1890, and 1900, is also presented graphically in a series of diagrams on plates 1, 2, and 3.

TABLE XXIV.—Percentage of the aggregate population, and of each of its elements, reported for each specified age period, by sex: 1880, 1890, and 1900.¹

| GENERAL NATIVITY, COLOR, AND AGE PERIODS. | 1900 | | | 1890 | | | 1880 | | |
|---|------------------|------------------|------------------|------------------|------------------|------------------|------------------|------------------|------------------|
| | Both sexes. | Males. | Females. | Both sexes. | Males. | Females. | Both sexes. | Males. | Females. |
| Aggregate ² | 100.0 | 51.0 | 49.0 | 100.0 | 51.2 | 48.8 | 100.0 | 50.9 | 49.1 |
| Under 1 year..... | 2.6 | 1.3 | 1.3 | 2.5 | 1.3 | 1.2 | 2.9 | 1.5 | 1.4 |
| 1 to 4 years..... | 9.5 | 4.8 | 4.7 | 9.7 | 4.9 | 4.8 | 10.9 | 5.5 | 5.4 |
| Under 5 years..... | 12.1 | 6.1 | 6.0 | 12.2 | 6.2 | 6.0 | 13.8 | 7.0 | 6.8 |
| 5 to 9 years..... | 11.7 | 5.9 | 5.8 | 12.1 | 6.1 | 6.0 | 12.9 | 6.5 | 6.4 |
| 10 to 14 years..... | 10.7 | 5.4 | 5.3 | 11.2 | 5.7 | 5.5 | 11.4 | 5.8 | 5.6 |
| 15 to 19 years..... | 9.9 | 4.9 | 5.0 | 10.5 | 5.2 | 5.3 | 10.0 | 4.9 | 5.1 |
| 20 to 24 years..... | 9.7 | 4.8 | 4.9 | 10.0 | 5.0 | 5.0 | 10.2 | 5.1 | 5.1 |
| 25 to 29 years..... | 8.6 | 4.4 | 4.2 | 8.3 | 4.3 | 4.0 | 8.1 | 4.2 | 3.9 |
| 30 to 34 years..... | 7.3 | 3.8 | 3.5 | 7.3 | 3.9 | 3.4 | 6.7 | 3.5 | 3.2 |
| 35 to 39 years..... | 6.5 | 3.4 | 3.1 | 6.2 | 3.3 | 2.9 | 5.9 | 3.0 | 2.9 |
| 40 to 44 years..... | 5.6 | 3.0 | 2.6 | 5.2 | 2.7 | 2.5 | 4.9 | 2.5 | 2.4 |
| 45 to 49 years..... | 4.5 | 2.4 | 2.1 | 4.4 | 2.3 | 2.1 | 4.2 | 2.2 | 2.0 |
| 50 to 54 years..... | 3.9 | 2.1 | 1.8 | 3.7 | 1.9 | 1.8 | 3.6 | 1.9 | 1.7 |
| 55 to 59 years..... | 2.9 | 1.5 | 1.4 | 2.7 | 1.4 | 1.3 | 2.6 | 1.4 | 1.2 |
| 60 to 64 years..... | 2.4 | 1.2 | 1.2 | 2.3 | 1.2 | 1.1 | 2.2 | 1.2 | 1.0 |
| 65 to 69 years..... | 1.7 | 0.9 | 0.8 | 1.6 | 0.8 | 0.8 | 1.5 | 0.8 | 0.7 |
| 70 to 74 years..... | 1.2 | 0.6 | 0.6 | 1.1 | 0.6 | 0.5 | 1.0 | 0.5 | 0.5 |
| 75 to 79 years..... | 0.7 | 0.3 | 0.4 | 0.6 | 0.3 | 0.3 | 0.6 | 0.3 | 0.3 |
| 80 to 84 years..... | 0.4 | 0.2 | 0.2 | 0.4 | 0.2 | 0.2 | 0.3 | 0.1 | 0.2 |
| 85 to 89 years..... | 0.2 | 0.1 | 0.1 | 0.2 | 0.1 | 0.1 | 0.1 | (³) | 0.1 |
| 90 to 94 years..... | (³) | (³) | (³) | (³) | (³) | (³) | (³) | (³) | (³) |
| 95 to 99 years..... | (³) | (³) | (³) | (³) | (³) | (³) | (³) | (³) | (³) |
| 100 years and over..... | (³) | (³) | (³) | (³) | (³) | (³) | (³) | (³) | (³) |
| Total white ² | 100.0 | 51.2 | 48.8 | 100.0 | 51.3 | 48.7 | 100.0 | 51.0 | 49.0 |
| Under 1 year..... | 2.5 | 1.3 | 1.2 | 2.5 | 1.3 | 1.2 | 2.8 | 1.4 | 1.4 |
| 1 to 4 years..... | 9.4 | 4.7 | 4.7 | 9.5 | 4.8 | 4.7 | 10.6 | 5.4 | 5.2 |
| Under 5 years..... | 11.9 | 6.0 | 5.9 | 12.0 | 6.1 | 5.9 | 13.4 | 6.8 | 6.6 |
| 5 to 9 years..... | 11.5 | 5.8 | 5.7 | 11.8 | 6.0 | 5.8 | 12.6 | 6.4 | 6.2 |
| 10 to 14 years..... | 10.4 | 5.3 | 5.1 | 11.0 | 5.6 | 5.4 | 11.2 | 5.7 | 5.5 |
| 15 to 19 years..... | 9.8 | 4.9 | 4.9 | 10.3 | 5.1 | 5.2 | 10.1 | 5.0 | 5.1 |
| 20 to 24 years..... | 9.5 | 4.7 | 4.8 | 9.9 | 5.0 | 4.9 | 10.1 | 5.1 | 5.0 |
| 25 to 29 years..... | 8.6 | 4.4 | 4.2 | 8.5 | 4.4 | 4.1 | 8.1 | 4.2 | 3.9 |
| 30 to 34 years..... | 7.5 | 3.9 | 3.6 | 7.5 | 4.0 | 3.5 | 6.9 | 3.6 | 3.3 |
| 35 to 39 years..... | 6.6 | 3.5 | 3.1 | 6.2 | 3.3 | 2.9 | 6.1 | 3.1 | 3.0 |
| 40 to 44 years..... | 5.8 | 3.1 | 2.7 | 5.2 | 2.7 | 2.5 | 5.1 | 2.6 | 2.5 |
| 45 to 49 years..... | 4.7 | 2.5 | 2.2 | 4.5 | 2.3 | 2.2 | 4.3 | 2.2 | 2.1 |
| 50 to 54 years..... | 3.9 | 2.1 | 1.8 | 3.8 | 2.0 | 1.8 | 3.8 | 2.0 | 1.8 |
| 55 to 59 years..... | 3.1 | 1.6 | 1.5 | 2.7 | 1.4 | 1.3 | 2.6 | 1.4 | 1.2 |
| 60 to 64 years..... | 2.4 | 1.2 | 1.2 | 2.5 | 1.3 | 1.2 | 2.3 | 1.2 | 1.1 |
| 65 to 69 years..... | 1.8 | 0.9 | 0.9 | 1.7 | 0.9 | 0.8 | 1.5 | 0.8 | 0.7 |
| 70 to 74 years..... | 1.2 | 0.6 | 0.6 | 1.2 | 0.6 | 0.6 | 1.0 | 0.5 | 0.5 |
| 75 to 79 years..... | 0.7 | 0.4 | 0.3 | 0.6 | 0.3 | 0.3 | 0.6 | 0.3 | 0.3 |
| 80 to 84 years..... | 0.4 | 0.2 | 0.2 | 0.4 | 0.2 | 0.2 | 0.2 | 0.1 | 0.1 |
| 85 to 89 years..... | 0.2 | 0.1 | 0.1 | 0.2 | 0.1 | 0.1 | 0.1 | (³) | 0.1 |
| 90 to 94 years..... | (³) | (³) | (³) | (³) | (³) | (³) | (³) | (³) | (³) |
| 95 to 99 years..... | (³) | (³) | (³) | (³) | (³) | (³) | (³) | (³) | (³) |
| 100 years and over..... | (³) | (³) | (³) | (³) | (³) | (³) | (³) | (³) | (³) |

¹For the mainland of the United States.

²Exclusive of age unknown.

³Less than one-tenth of 1 per cent.

TABLE XXIV.—Percentage of the aggregate population, and of each of its elements, reported for each specified age period, by sex: 1880, 1890, and 1900¹—Continued.

| GENERAL NATIVITY, COLOR, AND AGE PERIODS. | 1900 | | | 1890 | | | 1880 | | |
|---|------------------|------------------|------------------|------------------|------------------|------------------|------------------|------------------|------------------|
| | Both sexes. | Males. | Females. | Both sexes. | Males. | Females. | Both sexes. | Males. | Females. |
| Native white ² | 100.0 | 50.7 | 49.3 | 100.0 | 50.7 | 49.3 | 100.0 | 50.5 | 49.5 |
| Under 1 year..... | 3.0 | 1.5 | 1.5 | 3.0 | 1.5 | 1.5 | 3.3 | 1.7 | 1.6 |
| 1 to 4 years..... | 11.0 | 5.6 | 5.4 | 11.2 | 5.7 | 5.5 | 12.3 | 6.2 | 6.1 |
| Under 5 years..... | 14.0 | 7.1 | 6.9 | 14.2 | 7.2 | 7.0 | 15.6 | 7.9 | 7.7 |
| 5 to 9 years..... | 13.3 | 6.7 | 6.6 | 13.6 | 6.9 | 6.7 | 14.4 | 7.3 | 7.1 |
| 10 to 14 years..... | 11.7 | 5.9 | 5.8 | 12.2 | 6.2 | 6.0 | 12.6 | 6.4 | 6.2 |
| 15 to 19 years..... | 10.6 | 5.3 | 5.3 | 11.3 | 5.6 | 5.7 | 10.7 | 5.3 | 5.4 |
| 20 to 24 years..... | 9.6 | 4.8 | 4.8 | 9.9 | 5.0 | 4.9 | 10.5 | 5.3 | 5.2 |
| 25 to 29 years..... | 8.3 | 4.2 | 4.1 | 7.9 | 4.0 | 3.9 | 7.8 | 4.0 | 3.8 |
| 30 to 34 years..... | 6.8 | 3.5 | 3.3 | 7.0 | 3.6 | 3.4 | 6.1 | 3.1 | 3.0 |
| 35 to 39 years..... | 5.8 | 3.0 | 2.8 | 5.6 | 2.9 | 2.7 | 5.1 | 2.5 | 2.6 |
| 40 to 44 years..... | 5.1 | 2.6 | 2.5 | 4.3 | 2.2 | 2.1 | 4.0 | 2.0 | 2.0 |
| 45 to 49 years..... | 4.0 | 2.1 | 1.9 | 3.6 | 1.8 | 1.8 | 3.4 | 1.7 | 1.7 |
| 50 to 54 years..... | 3.2 | 1.7 | 1.5 | 3.0 | 1.5 | 1.5 | 2.9 | 1.5 | 1.4 |
| 55 to 59 years..... | 2.4 | 1.2 | 1.2 | 2.2 | 1.1 | 1.1 | 2.1 | 1.1 | 1.0 |
| 60 to 64 years..... | 1.9 | 1.0 | 0.9 | 1.9 | 1.0 | 0.9 | 1.8 | 0.9 | 0.9 |
| 65 to 69 years..... | 1.4 | 0.7 | 0.7 | 1.3 | 0.7 | 0.6 | 1.3 | 0.7 | 0.6 |
| 70 to 74 years..... | 1.0 | 0.5 | 0.5 | 1.0 | 0.5 | 0.5 | 0.8 | 0.4 | 0.4 |
| 75 to 79 years..... | 0.6 | 0.3 | 0.3 | 0.6 | 0.3 | 0.3 | 0.6 | 0.3 | 0.3 |
| 80 to 84 years..... | 0.2 | 0.1 | 0.1 | 0.2 | 0.1 | 0.1 | 0.2 | 0.1 | 0.1 |
| 85 to 89 years..... | 0.1 | (³) | 0.1 | 0.2 | 0.1 | 0.1 | 0.1 | (³) | 0.1 |
| 90 to 94 years..... | (³) | (³) | (³) | (³) | (³) | (³) | (³) | (³) | (³) |
| 95 to 99 years..... | (³) | (³) | (³) | (³) | (³) | (³) | (³) | (³) | (³) |
| 100 years and over..... | (³) | (³) | (³) | (³) | (³) | (³) | (³) | (³) | (³) |
| Foreign white ² | 100.0 | 54.0 | 46.0 | 100.0 | 54.2 | 45.8 | 100.0 | 53.7 | 46.3 |
| Under 1 year..... | (³) | (³) | (³) | (³) | (³) | (³) | 0.2 | 0.1 | 0.1 |
| 1 to 4 years..... | 0.6 | 0.3 | 0.3 | 1.0 | 0.5 | 0.5 | 0.8 | 0.4 | 0.4 |
| Under 5 years..... | 0.6 | 0.3 | 0.3 | 1.0 | 0.5 | 0.5 | 1.0 | 0.5 | 0.5 |
| 5 to 9 years..... | 1.4 | 0.7 | 0.7 | 2.7 | 1.4 | 1.3 | 1.8 | 0.9 | 0.9 |
| 10 to 14 years..... | 3.0 | 1.5 | 1.5 | 4.4 | 2.2 | 2.2 | 3.6 | 1.8 | 1.8 |
| 15 to 19 years..... | 5.6 | 2.7 | 2.9 | 5.7 | 2.8 | 2.9 | 5.8 | 2.8 | 3.0 |
| 20 to 24 years..... | 9.1 | 4.5 | 4.6 | 10.1 | 5.2 | 4.9 | 8.1 | 4.2 | 3.9 |
| 25 to 29 years..... | 10.8 | 5.8 | 5.0 | 11.8 | 6.6 | 5.2 | 10.3 | 5.6 | 4.7 |
| 30 to 34 years..... | 11.5 | 6.5 | 5.0 | 10.3 | 6.0 | 4.3 | 11.6 | 6.4 | 5.2 |
| 35 to 39 years..... | 11.6 | 6.6 | 5.0 | 9.5 | 5.4 | 4.1 | 12.0 | 6.6 | 5.4 |
| 40 to 44 years..... | 9.5 | 5.5 | 4.0 | 9.4 | 5.2 | 4.2 | 10.9 | 5.9 | 5.0 |
| 45 to 49 years..... | 8.3 | 4.6 | 3.7 | 8.7 | 4.8 | 3.9 | 9.6 | 5.2 | 4.4 |
| 50 to 54 years..... | 7.9 | 4.3 | 3.6 | 7.8 | 4.2 | 3.6 | 8.8 | 4.8 | 4.0 |
| 55 to 59 years..... | 6.3 | 3.4 | 2.9 | 5.8 | 3.1 | 2.7 | 5.7 | 3.2 | 2.5 |
| 60 to 64 years..... | 5.3 | 2.8 | 2.5 | 5.3 | 2.8 | 2.5 | 4.7 | 2.6 | 2.1 |
| 65 to 69 years..... | 4.0 | 2.1 | 1.9 | 3.4 | 1.8 | 1.6 | 2.8 | 1.5 | 1.3 |
| 70 to 74 years..... | 2.8 | 1.5 | 1.3 | 2.2 | 1.2 | 1.0 | 1.7 | 0.9 | 0.8 |
| 75 to 79 years..... | 1.5 | 0.8 | 0.7 | 1.1 | 0.6 | 0.5 | 1.0 | 0.5 | 0.5 |
| 80 to 84 years..... | 0.6 | 0.3 | 0.3 | 0.6 | 0.3 | 0.3 | 0.4 | 0.2 | 0.2 |
| 85 to 89 years..... | 0.2 | 0.1 | 0.1 | 0.2 | 0.1 | 0.1 | 0.2 | 0.1 | 0.1 |
| 90 to 94 years..... | (³) | (³) | (³) | (³) | (³) | (³) | (³) | (³) | (³) |
| 95 to 99 years..... | (³) | (³) | (³) | (³) | (³) | (³) | (³) | (³) | (³) |
| 100 years and over..... | (³) | (³) | (³) | (³) | (³) | (³) | (³) | (³) | (³) |
| Total colored ⁴ | 100.0 | 50.2 | 49.8 | 100.0 | 50.5 | 49.5 | 100.0 | 50.2 | 49.8 |
| Under 1 year..... | 2.8 | 1.4 | 1.4 | 2.8 | 1.4 | 1.4 | 3.4 | 1.7 | 1.7 |
| 1 to 4 years..... | 10.9 | 5.4 | 5.5 | 11.1 | 5.6 | 5.5 | 13.1 | 6.6 | 6.5 |
| Under 5 years..... | 13.7 | 6.8 | 6.9 | 13.9 | 7.0 | 6.9 | 16.5 | 8.3 | 8.2 |
| 5 to 9 years..... | 13.6 | 6.8 | 6.8 | 14.5 | 7.3 | 7.2 | 15.4 | 7.7 | 7.7 |
| 10 to 14 years..... | 12.3 | 6.2 | 6.1 | 13.7 | 7.0 | 6.7 | 12.4 | 6.3 | 6.1 |

¹For the mainland of the United States.
²Exclusive of age unknown.

³Less than one-tenth of 1 per cent.
⁴Persons of negro descent, Chinese, Japanese, and Indians; exclusive of age unknown

STATISTICS OF POPULATION.

TABLE XXIV.—Percentage of the aggregate population, and of each of its elements, reported for each specified age period, by sex: 1880, 1890, and 1900¹—Continued.

| GENERAL NATIVITY, COLOR, AND AGE PERIODS. | 1900 | | | 1890 | | | 1880 | | |
|---|------------------|------------------|------------------|------------------|------------------|------------------|------------------|------------------|------------------|
| | Both sexes. | Males. | Females. | Both sexes. | Males. | Females. | Both sexes. | Males. | Females. |
| Total colored ² —Continued. | | | | | | | | | |
| 15 to 19 years | 11.1 | 5.4 | 5.7 | 11.7 | 5.7 | 6.0 | 9.7 | 4.8 | 4.9 |
| 20 to 24 years | 11.0 | 5.3 | 5.7 | 9.9 | 4.8 | 5.1 | 10.2 | 5.0 | 5.2 |
| 25 to 29 years | 8.4 | 4.2 | 4.2 | 7.6 | 3.8 | 3.8 | 8.0 | 4.0 | 4.0 |
| 30 to 34 years | 6.1 | 3.1 | 3.0 | 5.8 | 3.0 | 2.8 | 5.8 | 2.9 | 2.9 |
| 35 to 39 years | 5.5 | 2.8 | 2.7 | 5.6 | 2.9 | 2.7 | 5.2 | 2.6 | 2.6 |
| 40 to 44 years | 4.3 | 2.2 | 2.1 | 4.2 | 2.1 | 2.1 | 4.2 | 2.0 | 2.2 |
| 45 to 49 years | 3.8 | 2.0 | 1.8 | 3.7 | 1.9 | 1.8 | 3.3 | 1.7 | 1.6 |
| 50 to 54 years | 3.3 | 1.8 | 1.5 | 3.1 | 1.7 | 1.4 | 3.1 | 1.6 | 1.5 |
| 55 to 59 years | 2.1 | 1.2 | 0.9 | 1.8 | 1.0 | 0.8 | 1.8 | 1.0 | 0.8 |
| 60 to 64 years | 1.9 | 1.0 | 0.9 | 1.8 | 1.0 | 0.8 | 1.9 | 1.0 | 0.9 |
| 65 to 69 years | 1.1 | 0.6 | 0.5 | 1.1 | 0.6 | 0.5 | 1.0 | 0.6 | 0.4 |
| 70 to 74 years | 0.8 | 0.4 | 0.4 | 0.8 | 0.4 | 0.4 | 0.8 | 0.4 | 0.4 |
| 75 to 79 years | 0.4 | 0.2 | 0.2 | 0.4 | 0.2 | 0.2 | 0.4 | 0.2 | 0.2 |
| 80 to 84 years | 0.3 | 0.1 | 0.2 | 0.3 | 0.1 | 0.2 | 0.3 | 0.1 | 0.2 |
| 85 to 89 years | 0.2 | 0.1 | 0.1 | 0.1 | (³) | 0.1 | (³) | (³) | (³) |
| 90 to 94 years | 0.1 | (³) | 0.1 | (³) | (³) | (³) | (³) | (³) | (³) |
| 95 to 99 years | (³) | (³) | (³) | (³) | (³) | (³) | (³) | (³) | (³) |
| 100 years and over | (³) | (³) | (³) | (³) | (³) | (³) | (³) | (³) | (³) |

¹ For the mainland of the United States.

² Persons of negro descent, Chinese, Japanese, and Indians; exclusive of age unknown.

³ Less than one-tenth of 1 per cent.

TABLE XXV.—Percentage of the native white population of native and foreign parentage, and of the negro population, reported for each specified age period, by sex: 1890 and 1900.¹

| GENERAL NATIVITY, COLOR, AND AGE PERIODS. | 1900 | | | 1890 | | | GENERAL NATIVITY, COLOR, AND AGE PERIODS. | 1900 | | | 1890 | | |
|---|------------------|------------------|------------------|------------------|------------------|------------------|--|------------------|------------------|------------------|------------------|------------------|------------------|
| | Both sexes. | Males. | Fe-males. | Both sexes. | Males. | Fe-males. | | Both sexes. | Males. | Fe-males. | Both sexes. | Males. | Fe-males. |
| Native white—native parents. ² | | | | | | | | | | | | | |
| Under 1 year | 2.8 | 1.4 | 1.4 | 2.7 | 1.4 | 1.3 | Native white—foreign parents. ² | | | | | | |
| 1 to 4 years | 10.6 | 5.4 | 5.2 | 10.6 | 5.4 | 5.2 | Under 1 year | 3.2 | 1.6 | 1.6 | 3.6 | 1.8 | 1.8 |
| Under 5 years | 13.4 | 6.8 | 6.6 | 13.3 | 6.8 | 6.5 | 1 to 4 years | 12.1 | 6.1 | 6.0 | 13.3 | 6.7 | 6.6 |
| 5 to 9 years | 12.6 | 6.4 | 6.2 | 13.0 | 6.6 | 6.4 | Under 5 years | 15.3 | 7.7 | 7.6 | 16.9 | 8.5 | 8.4 |
| 10 to 14 years | 11.4 | 5.8 | 5.6 | 11.6 | 5.9 | 5.7 | 5 to 9 years | 14.8 | 7.4 | 7.4 | 15.6 | 7.9 | 7.7 |
| 15 to 19 years | 10.4 | 5.2 | 5.2 | 10.4 | 5.2 | 5.2 | 10 to 14 years | 12.7 | 6.4 | 6.3 | 14.2 | 7.2 | 7.0 |
| 20 to 24 years | 9.3 | 4.7 | 4.6 | 9.3 | 4.7 | 4.6 | 15 to 19 years | 11.2 | 5.5 | 5.7 | 14.0 | 6.9 | 7.1 |
| 25 to 29 years | 7.8 | 4.0 | 3.8 | 7.4 | 3.8 | 3.6 | 20 to 24 years | 10.3 | 5.0 | 5.3 | 11.7 | 5.7 | 6.0 |
| 30 to 34 years | 6.5 | 3.4 | 3.1 | 7.0 | 3.6 | 3.4 | 25 to 29 years | 9.3 | 4.6 | 4.7 | 8.9 | 4.4 | 4.5 |
| 35 to 39 years | 5.6 | 2.9 | 2.7 | 6.0 | 3.1 | 2.9 | 30 to 34 years | 7.5 | 3.8 | 3.7 | 7.2 | 3.7 | 3.5 |
| 40 to 44 years | 5.2 | 2.7 | 2.5 | 5.0 | 2.5 | 2.5 | 35 to 39 years | 6.3 | 3.2 | 3.1 | 4.5 | 2.3 | 2.2 |
| 45 to 49 years | 4.4 | 2.3 | 2.1 | 4.2 | 2.1 | 2.1 | 40 to 44 years | 5.0 | 2.6 | 2.4 | 2.5 | 1.3 | 1.2 |
| 50 to 54 years | 3.8 | 2.0 | 1.8 | 3.6 | 1.8 | 1.8 | 45 to 49 years | 3.1 | 1.6 | 1.5 | 1.7 | 0.9 | 0.8 |
| 55 to 59 years | 3.0 | 1.5 | 1.5 | 2.7 | 1.4 | 1.3 | 50 to 54 years | 1.8 | 0.9 | 0.9 | 1.1 | 0.6 | 0.5 |
| 60 to 64 years | 2.4 | 1.2 | 1.2 | 2.3 | 1.2 | 1.1 | 55 to 59 years | 1.1 | 0.6 | 0.5 | 0.6 | 0.3 | 0.3 |
| 65 to 69 years | 1.8 | 0.9 | 0.9 | 1.7 | 0.9 | 0.8 | 60 to 64 years | 0.8 | 0.4 | 0.4 | 0.4 | 0.2 | 0.2 |
| 70 to 74 years | 1.2 | 0.6 | 0.6 | 1.2 | 0.6 | 0.6 | 65 to 69 years | 0.4 | 0.2 | 0.2 | 0.3 | 0.2 | 0.1 |
| 75 to 79 years | 0.7 | 0.3 | 0.4 | 0.7 | 0.3 | 0.4 | 70 to 74 years | 0.2 | 0.1 | 0.1 | 0.2 | 0.1 | 0.1 |
| 80 to 84 years | 0.4 | 0.2 | 0.2 | 0.4 | 0.2 | 0.2 | 75 to 79 years | 0.2 | 0.1 | 0.1 | 0.2 | 0.1 | 0.1 |
| 85 to 89 years | 0.1 | (³) | 0.1 | 0.2 | 0.1 | 0.1 | 80 to 84 years | (³) | (³) | (³) | (³) | (³) | (³) |
| 90 to 94 years | (³) | (³) | (³) | (³) | (³) | (³) | 85 to 89 years | (³) | (³) | (³) | (³) | (³) | (³) |
| 95 to 99 years | (³) | (³) | (³) | (³) | (³) | (³) | 90 to 94 years | (³) | (³) | (³) | (³) | (³) | (³) |
| 100 years and over | (³) | (³) | (³) | (³) | (³) | (³) | 95 to 99 years | (³) | (³) | (³) | (³) | (³) | (³) |
| | | | | | | | 100 years and over | (³) | (³) | (³) | (³) | (³) | (³) |

¹ For the mainland of the United States.

² Exclusive of age unknown.

³ Less than one-tenth of 1 per cent.

TABLE XXV.—Percentage of the native white population of native and foreign parentage, and of the negro population, reported for each specified age period, by sex: 1890 and 1900¹—Continued.

| GENERAL NATIVITY, COLOR, AND AGE PERIODS. | 1900 | | | 1890 | | | GENERAL NATIVITY, COLOR, AND AGE PERIODS. | 1900 | | | 1890 | | |
|---|-------------|--------|-----------|-------------|--------|-----------|---|-------------|--------|-----------|-------------|--------|-----------|
| | Both sexes. | Males. | Fe-males. | Both sexes. | Males. | Fe-males. | | Both sexes. | Males. | Fe-males. | Both sexes. | Males. | Fe-males. |
| Persons of negro descent. ² | 100.0 | 49.6 | 50.4 | 100.0 | 49.9 | 50.1 | Persons of negro descent ² —Con. | | | | | | |
| Under 1 year..... | 2.8 | 1.4 | 1.4 | 2.8 | 1.4 | 1.4 | 45 to 49 years..... | 3.7 | 1.9 | 1.8 | 6.7 | 3.5 | 3.2 |
| 1 to 4 years..... | 11.1 | 5.5 | 5.6 | 11.3 | 5.7 | 5.6 | 50 to 54 years..... | 3.3 | 1.8 | 1.5 | | | |
| Under 5 years..... | 13.9 | 6.9 | 7.0 | 14.1 | 7.1 | 7.0 | 55 to 59 years..... | 2.0 | 1.1 | 0.9 | 3.7 | 2.0 | 1.7 |
| 5 to 9 years..... | 13.7 | 6.8 | 6.9 | 14.7 | 7.4 | 7.3 | 60 to 64 years..... | 1.9 | 1.0 | 0.9 | | | |
| 10 to 14 years..... | 12.5 | 6.3 | 6.2 | 13.9 | 7.1 | 6.8 | 65 to 69 years..... | 1.1 | 0.6 | 0.5 | 2.8 | 1.4 | 1.4 |
| 15 to 19 years..... | 11.2 | 5.4 | 5.8 | 11.7 | 5.7 | 6.0 | 70 to 74 years..... | 0.8 | 0.4 | 0.4 | | | |
| 20 to 24 years..... | 11.0 | 5.2 | 5.8 | 9.8 | 4.7 | 5.1 | 75 to 79 years..... | 0.4 | 0.2 | 0.2 | 0.2 | 0.1 | 0.1 |
| 25 to 29 years..... | 8.4 | 4.1 | 4.3 | 7.6 | 3.7 | 3.9 | 80 to 84 years..... | 0.3 | 0.1 | 0.2 | | | |
| 30 to 34 years..... | 6.0 | 3.0 | 3.0 | 5.5 | 2.7 | 2.8 | 85 to 89 years..... | 0.2 | 0.1 | 0.1 | (3) | (3) | (3) |
| 35 to 39 years..... | 5.5 | 2.7 | 2.8 | 9.5 | 4.6 | 4.9 | 90 to 94 years..... | (3) | (3) | (3) | | | |
| 40 to 44 years..... | 4.1 | 2.0 | 2.1 | | | | 95 to 99 years..... | (3) | (3) | (3) | (3) | (3) | |
| | | | | | | | 100 years and over..... | (3) | (3) | (3) | | | |

¹ For the mainland of the United States.

² Exclusive of age unknown.

³ Less than one-tenth of 1 per cent.

TABLE XXVI.—Percentage of the Chinese, Japanese, and Indian population reported for each specified age period, by sex: 1900.¹

| AGE PERIODS. | CHINESE. | | | JAPANESE. | | | INDIAN. | | |
|-----------------------------|-------------|--------|----------|-------------|--------|----------|-------------|--------|----------|
| | Both sexes. | Males. | Females. | Both sexes. | Males. | Females. | Both sexes. | Males. | Females. |
| All ages ² | 100.0 | 94.9 | 5.1 | 100.0 | 95.8 | 4.2 | 100.0 | 50.4 | 49.6 |
| Under 1 year..... | 0.2 | 0.1 | 0.1 | 0.2 | 0.1 | 0.1 | 3.0 | 1.5 | 1.5 |
| 1 to 4 years..... | 1.1 | 0.6 | 0.5 | 0.5 | 0.3 | 0.2 | 11.5 | 5.8 | 5.7 |
| Under 5 years..... | 1.3 | 0.7 | 0.6 | 0.7 | 0.4 | 0.3 | 14.5 | 7.3 | 7.2 |
| 5 to 9 years..... | 1.2 | 0.7 | 0.5 | 0.4 | 0.2 | 0.2 | 13.7 | 6.9 | 6.8 |
| 10 to 14 years..... | 1.0 | 0.6 | 0.4 | 0.8 | 0.7 | 0.1 | 12.0 | 6.2 | 5.8 |
| 15 to 19 years..... | 2.4 | 2.0 | 0.4 | 19.6 | 19.2 | 0.4 | 10.4 | 5.3 | 5.1 |
| 20 to 24 years..... | 5.1 | 4.4 | 0.7 | 27.5 | 26.1 | 1.4 | 8.6 | 4.4 | 4.2 |
| 25 to 29 years..... | 7.6 | 7.0 | 0.6 | 23.8 | 22.8 | 1.0 | 7.2 | 3.7 | 3.5 |
| 30 to 34 years..... | 11.7 | 11.2 | 0.5 | 13.4 | 12.9 | 0.5 | 5.8 | 2.9 | 2.9 |
| 35 to 39 years..... | 17.7 | 17.3 | 0.4 | 7.1 | 6.9 | 0.2 | 5.2 | 2.6 | 2.6 |
| 40 to 44 years..... | 17.0 | 16.7 | 0.3 | 4.2 | 4.1 | 0.1 | 5.0 | 2.5 | 2.5 |
| 45 to 49 years..... | 13.8 | 13.5 | 0.3 | 1.5 | 1.5 | (3) | 4.3 | 2.2 | 2.1 |
| 50 to 54 years..... | 10.2 | 10.0 | 0.2 | 0.7 | 0.7 | (3) | 3.7 | 1.9 | 1.8 |
| 55 to 59 years..... | 5.4 | 5.3 | 0.1 | 0.1 | 0.1 | (3) | 2.6 | 1.3 | 1.3 |
| 60 to 64 years..... | 3.8 | 3.7 | 0.1 | 0.2 | 0.2 | (3) | 2.4 | 1.1 | 1.3 |
| 65 to 69 years..... | 1.3 | 1.3 | (3) | (3) | (3) | (3) | 1.3 | 0.8 | 0.9 |
| 70 to 74 years..... | 0.4 | 0.4 | (3) | (3) | (3) | (3) | 1.3 | 0.6 | 0.7 |
| 75 to 79 years..... | 0.1 | 0.1 | (3) | (3) | (3) | (3) | 0.7 | 0.3 | 0.4 |
| 80 to 84 years..... | (3) | (3) | (3) | (3) | (3) | (3) | 0.5 | 0.2 | 0.3 |
| 85 to 89 years..... | (3) | (3) | (3) | (3) | (3) | (3) | 0.2 | 0.1 | 0.1 |
| 90 to 94 years..... | (3) | (3) | (3) | (3) | (3) | (3) | 0.2 | 0.1 | 0.1 |
| 95 to 99 years..... | (3) | (3) | (3) | (3) | (3) | (3) | (3) | (3) | (3) |
| 100 years and over..... | (3) | (3) | (3) | (3) | (3) | (3) | (3) | (3) | (3) |

¹ For the mainland of the United States.

² Exclusive of age unknown.

³ Less than one-tenth of 1 per cent.

As shown by the foregoing tables, there has been a loss in 1900 as compared with 1890 in the proportion of the population at each age group up to and including 20 to 24 years, and this loss is common to each element of the population, with the exception of native white persons of native parentage for which there is a slight increase in the proportion under 5 years of age, and the negro population for which there

is a small increase in the proportion from 20 to 24 years. If the proportions for the younger age groups in 1890 are compared with those for 1880, it appears that there was a similar loss in the proportion of the total population reported for each of these age groups, with the exception of that from 15 to 19 years. The same conditions are apparent for the native white population, but for the colored population there was

an increase in 1890 as compared with 1880 in the age group from 10 to 14 years as well as in that from 15 to 19 years. No direct comparison can be made for the negro element in 1890 as compared with 1880, as at the earlier census no separate statement by age of this element of the colored population was made. It should be stated also in this connection that the figures given for negro persons in 1890 are derived from the tables relating to conjugal condition, the number reported as under 15 years being apportioned among the three quinquennial age groups in accordance with the proportions shown in the tables for the entire colored population in 1890, which comprises principally persons of negro descent. On account of the great increase in the foreign white element from 1880 to 1890, as hereinbefore explained, there was a larger proportion of this element in 1890 for each age group under 25 years, with the exception of that under 5 years and that from 15 to 19 years.

There has been a loss since 1880 in the proportion of the population under 25 years of age, taken as a whole, of 4.2 per cent, this portion of the population constituting 54.1 per cent of the entire population in 1900, as against 56 per cent in 1890 and 58.3 per cent in 1880. The native white element of native parentage shows only a slight loss in the proportion reported under 25 years of age in 1900 as compared with 1890, but the proportion reported for native white persons of foreign parentage has decreased from 72.4 per cent in 1890 to 64.3 per cent in 1900, the decrease in the latter case being due to the effects of the lessened number of immigrants since 1890 as compared with the great body of foreign born that came during the preceding decade. This becomes more apparent when it is remembered that of all the immigrants (19,115,221) who have come to this country since 1820 more than three-fifths have come since 1870, and that of the latter number very nearly one-half came between 1880 and 1890. Of the entire number of native white persons, considered without regard to parentage, those under 25 years of age constitute 59.2 per cent in 1900, as against 61.2 per cent in 1890 and 63.8 per cent in 1880.

There has been a slight loss in the proportion of foreign white persons under 25 years of age in 1900 as compared with 1880, made up of an increase of 3.6 per cent from 1880 to 1890 and a loss of 4.2 per cent from 1890 to 1900. The decrease from 1880 to 1890 in the proportion of colored persons under 25 years of age was very small, but during the past ten years the proportion has fallen from 63.7 per cent to 61.7 per cent. There has been about the same decline in the relative proportion of negro persons of these ages during the past decade, the number of this element under 25 years of age representing 62.3 per cent of their entire number in 1900, as against 64.2 per cent in 1890.

For the population 25 years of age and over there has been, with few exceptions, an increase in the pro-

portion reported for each age group in 1900 as compared with 1890, the principal loss being that in the proportion for foreign white persons 25 to 29 years of age. The percentages reported at each census for each age group under 25 years are summarized for each element of the population as follows:

| AGE PERIODS. | TOTAL POPULATION. | | | NATIVE WHITE. | | | FOREIGN WHITE. | | |
|---------------------|-------------------|------|------|---------------|------|------|----------------|------|------|
| | 1900 | 1890 | 1880 | 1900 | 1890 | 1880 | 1900 | 1890 | 1880 |
| Under 1 year..... | 2.6 | 2.5 | 2.9 | 3.0 | 3.0 | 3.3 | (1) | (1) | 0.2 |
| 1 to 4 years..... | 9.5 | 9.7 | 10.9 | 11.0 | 11.2 | 12.3 | 0.6 | 1.0 | 0.8 |
| Under 5 years... | 12.1 | 12.2 | 13.8 | 14.0 | 14.2 | 15.6 | 0.6 | 1.0 | 1.0 |
| 5 to 9 years..... | 11.7 | 12.1 | 12.9 | 13.3 | 13.6 | 14.4 | 1.4 | 2.7 | 1.8 |
| Under 10 years.. | 23.8 | 24.3 | 26.7 | 27.3 | 27.8 | 30.0 | 2.0 | 3.7 | 2.8 |
| 10 to 14 years..... | 10.7 | 11.2 | 11.4 | 11.7 | 12.2 | 12.6 | 3.0 | 4.4 | 3.6 |
| Under 15 years.. | 34.5 | 35.5 | 38.1 | 39.0 | 40.0 | 42.6 | 5.0 | 8.1 | 6.4 |
| 15 to 19 years..... | 9.9 | 10.5 | 10.0 | 10.6 | 11.3 | 10.7 | 5.6 | 5.7 | 5.8 |
| Under 20 years.. | 44.4 | 46.0 | 48.1 | 49.6 | 51.3 | 53.3 | 10.6 | 13.8 | 12.2 |
| 20 to 24 years..... | 9.7 | 10.0 | 10.2 | 9.6 | 9.9 | 10.5 | 9.1 | 10.1 | 8.1 |
| Under 25 years.. | 54.1 | 56.0 | 58.3 | 59.2 | 61.2 | 63.8 | 19.7 | 23.9 | 20.3 |
| 25 years and over | 45.9 | 44.0 | 41.7 | 40.8 | 38.8 | 36.2 | 80.3 | 76.1 | 79.7 |

| AGE PERIODS. | COLORED. ² | | | NATIVE WHITE—NATIVE PARENTS. | | NATIVE WHITE—FOREIGN PARENTS. | | NEGRO. ³ | |
|---------------------|-----------------------|------|------|------------------------------|------|-------------------------------|------|---------------------|------|
| | 1900 | 1890 | 1880 | 1900 | 1890 | 1900 | 1890 | 1900 | 1890 |
| Under 1 year..... | 2.8 | 2.8 | 3.4 | 2.8 | 2.7 | 3.2 | 3.6 | 2.8 | 2.8 |
| 1 to 4 years..... | 10.9 | 11.1 | 13.1 | 10.6 | 10.6 | 12.1 | 13.3 | 11.1 | 11.3 |
| Under 5 years... | 13.7 | 13.9 | 16.5 | 13.4 | 13.3 | 15.3 | 16.9 | 13.9 | 14.1 |
| 5 to 9 years..... | 13.6 | 14.5 | 15.4 | 12.6 | 13.0 | 14.8 | 15.6 | 13.7 | 14.7 |
| Under 10 years.. | 27.3 | 28.4 | 31.9 | 26.0 | 26.3 | 30.1 | 32.5 | 27.6 | 28.3 |
| 10 to 14 years..... | 12.3 | 13.7 | 12.4 | 11.4 | 11.6 | 12.7 | 14.2 | 12.5 | 13.9 |
| Under 15 years.. | 39.6 | 42.1 | 44.3 | 37.4 | 37.9 | 42.8 | 46.7 | 40.1 | 42.7 |
| 15 to 19 years..... | 11.1 | 11.7 | 9.7 | 10.4 | 10.4 | 11.2 | 14.0 | 11.2 | 11.7 |
| Under 20 years.. | 50.7 | 53.8 | 54.0 | 47.8 | 48.3 | 54.0 | 60.7 | 51.3 | 54.4 |
| 20 to 24 years..... | 11.0 | 9.9 | 10.2 | 9.3 | 9.3 | 10.3 | 11.7 | 11.0 | 9.8 |
| Under 25 years.. | 61.7 | 63.7 | 64.2 | 57.1 | 57.6 | 64.3 | 72.4 | 62.3 | 64.2 |
| 25 years and over | 33.3 | 36.3 | 35.8 | 42.9 | 42.4 | 35.7 | 27.6 | 37.7 | 35.8 |

¹ Less than one-tenth of 1 per cent.

² Persons of negro descent, Chinese, Japanese, and Indians.

³ Includes all persons of negro descent.

The changes in the age constitution of the native elements of the population are caused principally by a decrease in the fecundity of the native born women of native extraction. The tabulations, based upon the returns of the Twelfth Census, showing, in connection with the duration of marriage, the number of children born to women of different nationalities and the number of these children living at the time of the enumeration, have not been completed, but when all the data are available it will be found, undoubtedly, that the proportionate number of children borne by women of native extraction is very much less than that for women of foreign birth or parentage.

The decline in the proportion of children reported for the first years of life can be explained in part by the

omission from the enumeration of an unknown number of children, and by a complication arising from the misstatement of ages, particularly for those less than 1 year old. These faults which, in a varying degree, appear in all census enumerations, have a most important bearing upon the age distribution of the population, especially for the earliest periods of life.

Some part of the loss is, also, due probably to a slight decrease in the number of marriages for native American women as well as to the postponement of marriage to a later period of life, but the principal cause is found in the disinclination of this class of women to rear large families.

In the absence of anything like complete statistics of marriage for the entire country, derived from registration records, it is impossible to determine the relative age at which marriage is contracted now as compared with the earlier periods of our history, or whether or not the proportion of native white women of native extraction who have not assumed the marriage relation has increased during the last twenty or thirty years, the period in which the major portion of our foreign immigrants has been received. The statistics of conjugal condition afford some evidence on these points, however, and the relative proportions of females 15 years of age and upward who are or have been married, as reported at the censuses of 1890 and 1900—the only years for which the statistics are available—are therefore brought into comparison for each element of the population in the following summary:

| GENERAL NATIVITY AND COLOR. | PERCENTAGE OF FEMALES 15 YEARS OF AGE AND OVER WHO ARE OR HAVE BEEN MARRIED. | |
|-----------------------------------|--|------|
| | 1900 | 1890 |
| Aggregate..... | 68.6 | 68.1 |
| Native white—native parents..... | 68.8 | 69.3 |
| Native white—foreign parents..... | 55.5 | 49.0 |
| Foreign white..... | 80.3 | 79.3 |
| Persons of negro descent..... | 69.9 | 69.8 |

The figures contained in this summary may not be altogether conclusive, but they show at least that the proportion of native white women of native extraction who are or have been married is decreasing rather than increasing, a condition which is not apparent for either of the other two white elements of the population or for women of negro descent.

An approximation can be had of the diminished fecundity of women of native extraction by considering the increase of the population since 1890 in connection with the number of children reported in 1900 as being less than 10 years old, and particularly those of native birth but foreign parentage.

There has been an increase in population, both native born and foreign born, since 1890, of 13,233,631, this

number representing the total increase when the population of the entire area of enumeration in 1900 is compared with that of the corresponding areas in 1890, as explained in Part I.¹ If the consideration of the increase in population during the decade is confined to the mainland of the United States, the resulting figure is 13,046,861, based upon a population of 75,994,575 in 1900 and of 62,947,714 in 1890, and equivalent to an increase of 20.7 per cent during the decade. This total increase for the mainland of the United States comprises an increase in foreign born of 1,091,716, or 11.8 per cent, and in native born of 11,955,145, or 22.3 per cent, made up as follows:

| | |
|--|------------|
| Foreign born in 1890 | 9,249,560 |
| Survivors of above in 1900 | 7,732,103 |
| Loss in 1890 foreign born, due to deaths and emigration..... | 1,517,457 |
| Foreign born immigrants enumerated in 1900 | 2,609,173 |
| Net increase in foreign born since 1890 | 1,091,716 |
| Native born in 1890 | 53,698,154 |
| Survivors of above in 1900 | 47,808,912 |
| Loss in 1890 native born, due principally to deaths | 5,889,242 |
| Native born less than 10 years old in 1900..... | 17,844,387 |
| Net increase in native born since 1890 | 11,955,145 |

The above number, showing the net increase in native born since 1890, represents not only the natural increase of the native white and colored elements of native extraction, but includes also the children who have been born in this country of foreign parentage during the past ten years. The actual increase in the native white population proper can be determined, therefore, only by eliminating from the above number the children under 10 years of age who are wholly of foreign parentage. Of the 17,844,387 native born children less than 10 years old in 1900, 10,639,101 are native whites of native parentage, 2,485,670 are native colored (for the most part of native parentage), and 4,719,616 native whites of foreign parentage, that is, having either one or both parents foreign born. Taking the country as a whole, it has been shown in Part I, under "Foreign Parentage",² that practically two-thirds of all the native whites of foreign parentage in 1900, without regard to age, had both parents foreign born, but for the several states and territories the percentages vary greatly. In order to ascertain the number of children of wholly foreign parentage to be deducted from the net increase in the native white population since 1890, it is first necessary to make the computations in detail for each state and territory. The result of these computations is shown in the following summary, which gives, by geographical divisions, the aggregate increase in the

¹ Report on Population, Census of 1900, Part I, page xxi.

² Report on Population, Census of 1900, Part I, pages ccxviii, ccxix.

³ Report on Population, Census of 1900, Part I, page clxxxiv.

native white population and the increase after the children of foreign parentage have been excluded:

| GEOGRAPHICAL DIVISIONS. | NATIVE WHITE POPULATION. | | INCREASE FROM 1890 TO 1900. | | | |
|--------------------------|--------------------------|------------|-----------------------------|-----------|--|-----------|
| | 1900 | 1890 | Aggregate. | | Excluding children having both parents foreign born. | |
| | | | Number. | Per cent. | Number. | Per cent. |
| The United States. | 56,595,379 | 45,979,391 | 10,615,988 | 23.1 | 7,379,192 | 16.0 |
| North Atlantic division. | 15,898,900 | 13,247,119 | 2,651,781 | 20.0 | 1,261,598 | 9.5 |
| South Atlantic division. | 6,497,175 | 5,389,833 | 1,107,342 | 20.5 | 1,053,869 | 19.6 |
| North Central division. | 21,624,468 | 17,860,356 | 3,764,112 | 21.1 | 2,278,581 | 12.8 |
| South Central division. | 9,462,220 | 7,282,725 | 2,179,495 | 29.9 | 2,071,009 | 28.4 |
| Western division. | 3,112,616 | 2,199,358 | 913,258 | 41.5 | 714,135 | 32.5 |

This summary shows that from 1890 to 1900 there was an aggregate increase in the native white population of 10,615,988, or 23.1 per cent; but, after excluding the children less than 10 years of age both of whose parents were of foreign birth, the numerical increase is reduced to, approximately, 7,379,192, and the percentage of increase to 16. With regard to the effect of this deduction upon the increase in the different geographical divisions of the country, it appears that in the North Atlantic division the percentage of increase is reduced more than one-half, or from 20 to only 9.5, while in the North Central division the reduction is nearly as large, or from 21.1 to 12.8. In the Western division the elimination of native born children of purely foreign parentage reduces the proportionate increase from 41.5 per cent to 32.5 per cent, but it has little or no effect on the percentages of increase in the South Atlantic and South Central divisions, as the white element of foreign birth or parentage in these two divisions is relatively small. The numbers in 1890, upon which these percentages are figured, should be really increased somewhat by the number representing the surviving foreign parent (mother or father) of native white children having only one parent of foreign birth, but this number can not be determined with any degree of accuracy, and so the above percentages must be taken as representing, as near as may be, the true increase in the native white element of our population since 1890, after proper elimination has been made of those of foreign parentage.

The decrease in the relative proportion of children among the negro element is due for the most part to the greater infant mortality of the negro race as compared with the native white population, although it may be due in part to the decrease in the proportion of negro women who are or have been married, for each age group except that from 15 to 19 years, as shown by the statistics of conjugal condition for 1890 and 1900.

As the result of the decreased proportion of young persons since 1880 the average age of the population

has increased from 24.6 years in 1880 to 25.6 years in 1890 and to 26.3 years in 1900, as shown by table XXVII, which gives the average age of the aggregate population, by sex, in 1880, 1890, and 1900, together with the average age of each element of the population, by sex, in 1900.

TABLE XXVII.—Average age of the population in 1880, 1890, and 1900, and of each element of the population in 1900, by sex.

| GENERAL NATIVITY AND COLOR. | Both sexes. | Males. | Females. |
|-----------------------------|-------------|--------|----------|
| 1900. | | | |
| Aggregate | 26.3 | 26.5 | 26.0 |
| Native born | 24.0 | 24.1 | 24.0 |
| Foreign born | 40.2 | 40.4 | 40.0 |
| White (total)..... | 26.6 | 26.9 | 26.4 |
| Native white | 24.2 | 24.2 | 24.1 |
| Native parents | 25.4 | 25.5 | 25.4 |
| Foreign parents | 20.9 | 20.9 | 20.8 |
| Foreign white..... | 40.3 | 40.5 | 40.0 |
| Colored (total)..... | 23.5 | 23.8 | 23.1 |
| Negro ¹ | 23.2 | 23.5 | 23.0 |
| Chinese | 40.0 | 40.8 | 25.8 |
| Japanese | 26.5 | 26.6 | 24.0 |
| Indian..... | 24.8 | 24.4 | 25.1 |
| 1890. | | | |
| Aggregate | 25.6 | 25.8 | 25.4 |
| 1880. | | | |
| Aggregate | 24.6 | 24.8 | 24.5 |

¹ Includes all persons of negro descent.

The statement of average age in 1900 is confined to the population of the mainland of the United States, as heretofore explained. The increase of 1.7 years in the average age of the population from 1880 to 1900 is in part the result of the loss in the proportion of young persons among the native elements and in part the result of the large proportion of adults in the foreign born population, the average age of the foreign born element in 1900 being 40.2 years as against 24 years for the native born population.

The average age of the Chinese element, which is largely of foreign birth, is very nearly as high as that of the foreign white; but for the Japanese element, which is also largely of foreign birth but made up of a much younger class of immigrants, the average age in 1900 is only 26.5 years. This low average is readily explained by the fact that, of the 23,408 Japanese (of known ages) on the mainland of the United States in 1900, 19,722, or 84.3 per cent, are between the ages of 15 and 35, as shown by table XXVI (page lv).

The difference of 4.5 years between the average age of the native white population of native and foreign parentage, respectively, or 25.4 years for the former as against 20.9 years for the latter, is explained by the larger proportion of children among persons of foreign parentage and by the fact that the parents of this element are largely included as a part of the foreign white population.

The average age of the Indian population in 1900 is 24.8 years, or very nearly as high as that of the native white element of native parentage, while that of the negro element is only 23.2 years, or 2.2 years less than that of native white persons of native parentage.

The uneven distribution of the sexes in various parts of the country somewhat affects the proportion of women who are or have been married. The excess of males has been considered in detail by general nativity and color in Part I,¹ from which it appears that the uneven distribution of the sexes over the country is due to the migration westward of a large body of natives, as well as of immigrants, in each of which classes the males largely predominate. This has produced a large excess of males in the North Central and Western divisions, and to a considerable extent also in the South Central division of states and territories. This excess of males is offset in part by an excess of females in several of the states of the Atlantic border, caused by the migration westward of native born males, as previously explained; and this excess of females in these states has been increased by the immigration of a large number of foreign born women who find employment as servants and factory operatives.

¹ Report on Population, Census of 1900, Part I, pages xciv-xcvi.

There was an excess of males for the entire area of enumeration in 1900 of 1,815,097, and of this total excess 1,638,321 were found in the states and territories comprising the mainland of the United States, distributed by general nativity and color as follows:

| GENERAL NATIVITY AND COLOR. | Total. | Males. | Females. | EXCESS OF MALES. | |
|------------------------------|------------|------------|------------|---------------------|-----------|
| | | | | Number. | Per cent. |
| Aggregate | 75,994,575 | 38,816,448 | 37,178,127 | 1,638,321 | 100.0 |
| Native white—native parents | 40,949,362 | 20,349,347 | 20,099,515 | 750,332 | 45.8 |
| Native white—foreign parents | 15,646,017 | 7,836,603 | 7,809,414 | 27,189 | 1.7 |
| Foreign white | 10,213,817 | 5,515,285 | 4,698,532 | 816,753 | 49.8 |
| Negro ¹ | 8,833,994 | 4,386,547 | 4,447,447 | ² 60,900 | 23.7 |
| Chinese | 89,863 | 85,341 | 4,522 | 80,819 | 4.9 |
| Japanese | 24,326 | 23,341 | 985 | 22,356 | 1.4 |
| Indian | 237,196 | 119,484 | 117,712 | 1,772 | 0.1 |

¹ Includes all persons of negro descent.

² Excess of females.

As shown by the above summary, the excess of males is confined principally to the native whites of native parentage and to foreign whites; for persons of negro descent females are slightly in excess.

The distribution of the excess of males (or females) is shown by quinquennial age groups in table XXVIII.

TABLE XXVIII.—Excess of males (or females), distributed by general nativity, color, and age periods: 1900.¹

| AGE PERIODS. | Aggregate. | NATIVE WHITE. | | | Foreign white. | COLORED. | | | | |
|--------------------------|---------------------|--------------------|---------------------|--|---------------------|---------------------|---------------------|----------|-----------|------------------|
| | | Native parents. | Foreign parents. | | | Total. | Negro. ² | Chinese. | Japanese. | Indian. |
| All ages..... | 1,638,321 | 750,332 | 27,189 | | 816,753 | 44,047 | ³ 60,900 | 80,819 | 22,356 | 1,772 |
| Under 5 years..... | 96,596 | 81,521 | 20,672 | | 765 | ³ 6,362 | ³ 6,631 | 75 | 17 | 227 |
| 5 to 9 years..... | 84,669 | 73,362 | 12,748 | | 262 | ³ 1,703 | ³ 1,938 | 144 | 2 | 89 |
| 10 to 14 years..... | 85,848 | 69,204 | 6,465 | | 3,699 | 6,480 | 5,294 | 171 | 138 | 877 |
| 15 to 19 years..... | ³ 55,187 | 10,317 | ³ 18,342 | | ³ 18,934 | ³ 23,178 | ³ 34,522 | 1,490 | 4,400 | 454 |
| 20 to 24 years..... | ³ 85,856 | 2,119 | ³ 39,091 | | ³ 7,110 | ³ 41,774 | ³ 51,330 | 3,282 | 5,803 | 471 |
| 25 to 29 years..... | 117,645 | 61,092 | ³ 20,121 | | 81,813 | ³ 5,139 | ³ 16,285 | 5,641 | 5,107 | 398 |
| 30 to 34 years..... | 246,603 | 85,608 | 1,029 | | 147,721 | 12,155 | ³ 347 | 9,488 | 2,910 | 104 |
| 35 to 39 years..... | 268,949 | 84,571 | 7,508 | | 168,042 | 8,828 | ³ 7,945 | 15,073 | 1,562 | 138 |
| 40 to 44 years..... | 264,666 | 89,099 | 20,622 | | 148,488 | 6,457 | ³ 9,036 | 14,554 | 934 | 5 |
| 45 to 49 years..... | 221,060 | 86,901 | 14,658 | | 96,712 | 22,794 | 10,606 | 11,685 | 348 | 205 |
| 50 to 54 years..... | 186,415 | 71,637 | 9,636 | | 76,766 | 28,326 | 19,389 | 8,679 | 148 | 110 |
| 55 to 59 years..... | 79,342 | 6,640 | 5,134 | | 47,479 | 20,089 | 15,470 | 4,642 | 31 | ³ 54 |
| 60 to 64 years..... | 42,971 | 1,008 | 2,225 | | 26,535 | 13,203 | 10,235 | 3,242 | 47 | ³ 221 |
| 65 to 69 years..... | 32,412 | 3,850 | 2,143 | | 16,142 | 10,277 | 9,365 | 1,099 | 6 | ³ 193 |
| 70 to 74 years..... | 15,377 | 499 | 909 | | 13,811 | 158 | 88 | 329 | 2 | ³ 261 |
| 75 to 79 years..... | 3,301 | ³ 3,985 | ³ 117 | | 6,950 | 453 | 530 | 84 | 3 | ³ 164 |
| 80 to 84 years..... | ³ 6,966 | ³ 6,140 | ³ 108 | | 1,705 | ³ 2,423 | ³ 2,217 | 25 | 1 | ³ 232 |
| 85 to 89 years..... | ³ 7,116 | ³ 5,558 | ³ 230 | | ³ 563 | ³ 765 | ³ 657 | 3 | | ³ 111 |
| 90 to 94 years..... | ³ 4,276 | ³ 2,310 | ³ 152 | | ³ 643 | ³ 1,171 | ³ 1,123 | 2 | | ³ 50 |
| 95 to 99 years..... | ³ 1,432 | ³ 687 | ³ 16 | | ³ 194 | ³ 535 | ³ 518 | | | ³ 17 |
| 100 years and over | ³ 962 | ³ 185 | ³ 7 | | ³ 35 | ³ 785 | ³ 781 | 2 | 1 | ³ 7 |
| Age unknown..... | 54,262 | 41,629 | 1,579 | | 7,392 | 3,662 | 1,503 | 1,159 | 896 | 104 |

¹ For the mainland of the United States.

² Includes all persons of negro descent.

³ Excess of females.

STATISTICS OF POPULATION.

The greater part of the excess of males in the aggregate population is confined to persons from 25 to 54 years of age, inclusive, and is due for the most part to the large proportion of adult males in the foreign born population. In the population from 15 to 24 years of age, inclusive, there is an excess of females, which is common to each of the principal elements of the population, with the exception of native whites of native parentage. For the aggregate population, the females exceed the males for each age group from 80 years upward. Among persons of negro descent there is an excess of females for each age period up to and including 40 to 44 years of age, with the single exception of that from 10 to 14 years. The males thereafter predominate for this element of the population to 80 years of age, after which the females are in excess.

The excess of males (or females) distributed by conjugal condition shows that the net excess of 1,638,321 males for the mainland of the United States in 1900 is made up of 3,001,881 single males, 142,527 married males, and 64,184 males for whom the conjugal condition was not reported, and is offset in part by an excess of 1,539,831 widowed females and 30,440 divorced females. There is, however, an excess of married females among the native white elements of native and

foreign parentage, respectively, and, also, among persons of negro descent and Indians. The excess of married females among the native white population, however, is more than offset by the excess of married males among the foreign white population. The distribution of the excess of males (or females) by conjugal condition in 1900 is as follows:

| GENERAL NATIVITY AND COLOR. | Total. | Single. | Married. | Widowed. | Divorced. | Unknown. |
|-----------------------------|-----------|-----------|----------|-----------|-----------|----------|
| Aggregate | 1,638,321 | 3,001,881 | 142,527 | 1,539,831 | 30,440 | 64,184 |
| Native white..... | 777,521 | 2,015,375 | 1366,318 | 1895,386 | 119,817 | 43,667 |
| Native parents... | 750,332 | 1,523,233 | 159,616 | 1744,433 | 114,598 | 40,796 |
| Foreign parents.. | 27,189 | 487,142 | 1306,702 | 1150,903 | 15,219 | 2,871 |
| Foreign white | 816,753 | 682,076 | 499,970 | 1376,157 | 829 | 10,085 |
| Total colored | 44,047 | 304,430 | 8,875 | 1268,288 | 111,452 | 10,482 |
| Negro ² | 160,900 | 226,898 | 121,494 | 1262,906 | 111,015 | 7,617 |
| Chinese..... | 80,819 | 48,608 | 29,637 | 1,051 | 16 | 1,507 |
| Japanese..... | 22,356 | 17,648 | 3,636 | 58 | 2 | 1,017 |
| Indian | 1,772 | 11,276 | 12,904 | 16,486 | 1455 | 341 |

¹ Excess of females.
² Includes all persons of negro descent.

The excess of males (or females), in the aggregate and for each element of the population, is further distributed by age periods and conjugal condition in table XXIX.

TABLE XXIX.—Excess of males (or females), distributed by general nativity, color, age periods, and conjugal condition: 1900.¹

| AGE PERIODS. | AGGREGATE. | | | | | NATIVE WHITE—NATIVE PARENTS. | | | | | NATIVE WHITE—FOREIGN PARENTS. | | | | |
|----------------------|------------|----------|-----------|-----------|----------|------------------------------|----------|-----------|-----------|----------|-------------------------------|-----------|-----------|-----------|----------|
| | Single. | Married. | Widowed. | Divorced. | Unknown. | Single. | Married. | Widowed. | Divorced. | Unknown. | Single. | Married. | Widowed. | Divorced. | Unknown. |
| All ages | 3,001,881 | 142,527 | 1,539,831 | 30,440 | 64,184 | 1,523,233 | 159,616 | 1,744,433 | 114,598 | 40,796 | 487,142 | 1,306,702 | 1,150,903 | 15,219 | 2,871 |
| Under 15 years ... | 270,471 | 23,066 | 292 | 223 | 2177 | 220,387 | 22,163 | 243 | 26 | 288 | 40,057 | 2136 | 25 | 27 | 224 |
| 15 to 19 years | 331,568 | 2377,901 | 23,465 | 22,224 | 1,835 | 247,429 | 2233,212 | 23,613 | 21,242 | 955 | 23,501 | 241,250 | 2434 | 2207 | 48 |
| 20 to 24 years | 898,561 | 2943,389 | 238,213 | 29,802 | 6,987 | 519,530 | 2502,225 | 213,641 | 24,817 | 3,272 | 146,313 | 2181,475 | 23,302 | 21,300 | 673 |
| 25 to 29 years | 637,907 | 2462,787 | 253,066 | 210,243 | 5,784 | 291,077 | 2210,367 | 217,413 | 24,727 | 2,522 | 130,520 | 2141,339 | 23,080 | 21,810 | 583 |
| 30 to 34 years | 359,255 | 245,969 | 263,632 | 27,077 | 4,026 | 133,922 | 225,363 | 221,475 | 23,105 | 1,719 | 70,727 | 256,791 | 211,964 | 21,300 | 357 |
| 35 to 39 years | 216,844 | 142,671 | 288,739 | 24,850 | 3,023 | 63,866 | 47,761 | 230,992 | 22,274 | 1,210 | 36,027 | 29,693 | 213,297 | 2300 | 280 |
| 40 to 44 years | 127,689 | 246,529 | 2109,403 | 22,473 | 2,324 | 36,623 | 94,716 | 242,005 | 21,210 | 975 | 20,434 | 22,061 | 221,597 | 2481 | 205 |
| 45 to 49 years | 71,495 | 280,319 | 2131,601 | 2669 | 1,516 | 16,182 | 125,061 | 254,475 | 2492 | 625 | 9,869 | 25,549 | 220,829 | 255 | 119 |
| 50 to 54 years | 43,521 | 304,812 | 2164,199 | 1,056 | 1,225 | 5,346 | 137,632 | 272,298 | 481 | 426 | 5,435 | 21,004 | 216,978 | 149 | 76 |
| 55 to 59 years | 19,393 | 234,072 | 2175,891 | 1,173 | 595 | 24,534 | 101,609 | 291,020 | 437 | 143 | 2,537 | 16,377 | 214,485 | 171 | 34 |
| 60 to 64 years | 8,476 | 237,337 | 2204,956 | 1,558 | 496 | 26,726 | 114,112 | 2107,292 | 700 | 214 | 1,035 | 13,352 | 212,347 | 160 | 25 |
| 65 years and over. | 21,706 | 522,331 | 2494,565 | 3,226 | 552 | 217,143 | 239,780 | 2233,808 | 1,617 | 88 | 23 | 24,578 | 222,427 | 258 | 36 |
| Age unknown | 13,407 | 6,958 | 27,009 | 292 | 35,998 | 11,274 | 2,993 | 21,408 | 40 | 23,730 | 710 | 561 | 2158 | 12 | 454 |

¹ For the mainland of the United States.

² Excess of females.

TABLE XXIX.—Excess of males (or females), distributed by general nativity, color, age periods, and conjugal condition: 1900¹—Continued.

| AGE PERIODS. | FOREIGN WHITE. | | | | | TOTAL COLORED. ² | | | | | NEGRO. ³ | | | | |
|---------------------|----------------|----------|-----------|----------------|---------------|-----------------------------|----------|---------------|----------------|---------------|---------------------|----------|---------------|----------------|---------------|
| | Single. | Married. | Wid-owed. | Di- vorced. | Un- known. | Single. | Married. | Wid- owed. | Di- vorced. | Un- known. | Single. | Married. | Wid- owed. | Di- vorced. | Un- known. |
| All ages | 682,076 | 499,970 | 4376,157 | 829 | 10,085 | 304,430 | 8,875 | 4268,288 | 411,452 | 10,482 | 226,898 | 421,494 | 4262,906 | 411,015 | 7,617 |
| Under 15 years ... | 4,883 | 4140 | 410 | 1 | 48 | 4856 | 4627 | 434 | 411 | 457 | 42,704 | 4563 | 432 | 48 | 418 |
| 15 to 19 years | 11,021 | 429,831 | 4233 | 470 | 129 | 49,617 | 473,608 | 44,185 | 4705 | 703 | 40,888 | 471,303 | 44,063 | 4658 | 614 |
| 20 to 24 years | 123,432 | 4133,968 | 42,028 | 4515 | 969 | 104,286 | 4125,721 | 419,242 | 43,170 | 2,073 | 92,283 | 4123,420 | 418,956 | 43,058 | 1,821 |
| 25 to 29 years | 164,784 | 478,559 | 45,024 | 4711 | 1,323 | 51,526 | 432,472 | 422,549 | 42,995 | 1,351 | 41,219 | 433,392 | 422,308 | 42,930 | 1,126 |
| 30 to 34 years | 124,511 | 31,565 | 48,872 | 4563 | 1,080 | 30,095 | 4,620 | 421,321 | 42,109 | 870 | 20,986 | 1,246 | 421,178 | 42,050 | 649 |
| 35 to 39 years | 87,947 | 93,791 | 414,412 | 4194 | 910 | 24,004 | 10,812 | 425,038 | 41,573 | 623 | 13,281 | 4,881 | 424,950 | 41,547 | 390 |
| 40 to 44 years | 54,843 | 112,388 | 419,609 | 101 | 765 | 15,789 | 17,364 | 426,192 | 4883 | 379 | 6,933 | 10,641 | 425,932 | 4883 | 185 |
| 45 to 49 years | 34,076 | 94,817 | 432,831 | 152 | 498 | 11,368 | 34,892 | 423,466 | 4274 | 274 | 4,949 | 28,993 | 423,245 | 4252 | 161 |
| 50 to 54 years | 25,218 | 98,391 | 447,797 | 423 | 526 | 7,522 | 47,735 | 427,126 | 42 | 197 | 3,385 | 42,605 | 426,739 | 13 | 125 |
| 55 to 59 years | 17,043 | 82,728 | 452,971 | 399 | 280 | 4,347 | 32,858 | 417,415 | 166 | 133 | 2,015 | 30,159 | 416,971 | 176 | 91 |
| 60 to 64 years | 11,522 | 75,730 | 461,595 | 630 | 243 | 2,645 | 34,203 | 423,722 | 68 | 9 | 1,112 | 32,069 | 423,020 | 98 | 424 |
| 65 years and over. | 14,116 | 150,902 | 4129,542 | 1,156 | 541 | 1,344 | 57,571 | 453,788 | 195 | 4113 | 546 | 55,459 | 451,428 | 220 | 4110 |
| Age unknown | 3,680 | 2,156 | 41,233 | 15 | 2,774 | 2,743 | 1,248 | 44,210 | 4159 | 4,040 | 2,005 | 1,131 | 44,034 | 4156 | 2,607 |

| AGE PERIODS. | CHINESE. | | | | | JAPANESE. | | | | | INDIAN. | | | | |
|---------------------|----------|----------|----------|----------------|---------------|-----------|----------|---------------|----------------|---------------|---------|----------|---------------|----------------|---------------|
| | Single. | Married. | Widowed. | Di- vorced. | Un- known. | Single. | Married. | Wid- owed. | Di- vorced. | Un- known. | Single. | Married. | Wid- owed. | Di- vorced. | Un- known. |
| All ages | 48,608 | 29,637 | 1,051 | 16 | 1,507 | 17,648 | 3,636 | 53 | 2 | 1,017 | 11,276 | 42,904 | 46,486 | 4455 | 341 |
| Under 15 years ... | 389 | ----- | ----- | ----- | 1 | 156 | 1 | ----- | ----- | ----- | 1,303 | 465 | 42 | 43 | 440 |
| 15 to 19 years | 1,521 | 450 | 1 | ----- | 18 | 4,339 | 17 | ----- | ----- | 44 | 2,869 | 42,272 | 4123 | 447 | 27 |
| 20 to 24 years | 3,056 | 141 | 43 | 1 | 87 | 5,415 | 231 | 44 | ----- | ----- | 3,532 | 42,723 | 4279 | 4113 | 54 |
| 25 to 29 years | 4,532 | 1,031 | 47 | 41 | 86 | 4,170 | 829 | 8 | 41 | 101 | 1,605 | 4940 | 4242 | 463 | 38 |
| 30 to 34 years | 6,515 | 2,830 | 25 | 2 | 116 | 1,897 | 935 | 8 | ----- | 70 | 697 | 4391 | 4176 | 461 | 35 |
| 35 to 39 years | 9,507 | 5,301 | 97 | 3 | 165 | 792 | 710 | 15 | 1 | 44 | 424 | 480 | 4200 | 430 | 24 |
| 40 to 44 years | 8,223 | 6,033 | 141 | 4 | 148 | 375 | 512 | 15 | ----- | 32 | 253 | 173 | 4416 | 424 | 14 |
| 45 to 49 years | 6,121 | 5,211 | 206 | 3 | 94 | 124 | 206 | 5 | 2 | 11 | 174 | 482 | 4432 | 427 | 8 |
| 50 to 54 years | 3,991 | 4,409 | 218 | 3 | 53 | 54 | 37 | 4 | ----- | 3 | 92 | 634 | 4609 | 413 | 11 |
| 55 to 59 years | 2,260 | 2,238 | 107 | ----- | 37 | 8 | 21 | 1 | ----- | 1 | 64 | 440 | 4552 | 410 | 4 |
| 60 to 64 years | 1,466 | 1,598 | 143 | ----- | 35 | 11 | 35 | 1 | ----- | ----- | 56 | 501 | 4846 | 430 | 42 |
| 65 years and over. | 752 | 663 | 118 | 1 | 10 | 10 | 3 | ----- | ----- | ----- | 36 | 1,446 | 42,478 | 426 | 413 |
| Age unknown | 275 | 227 | 5 | ----- | 652 | 297 | 41 | ----- | ----- | 600 | 166 | 4109 | 4131 | 43 | 131 |

¹ For the mainland of the United States.

² Persons of negro descent, Chinese, Japanese, and Indians.

³ Includes all persons of negro descent.

⁴ Excess of females.

Of the entire population of the mainland of the United States in 1900, 53.9 per cent are native whites of native parentage, 20.6 per cent are native whites of foreign parentage, 13.4 per cent are foreign whites, and 12.1 per cent are colored, the last named class

comprising principally persons of negro descent. The constitution of the population according to elements, when distributed by quinquennial age groups, varies materially, as shown by table xxx.

STATISTICS OF POPULATION.

TABLE XXX.—Population reported for each quinquennial age group, distributed by general nativity and color: 1900.¹

| AGE PERIODS. | Aggregate. | NATIVE WHITE— NATIVE PARENTS. | | NATIVE WHITE— FOREIGN PARENTS. | | FOREIGN WHITE. | | TOTAL COLORED. ² | | NEGRO. ³ | | CHINESE AND JAPANESE. | | INDIAN. | |
|-----------------------|------------|----------------------------------|-----------|-----------------------------------|-----------|----------------|-----------|-----------------------------|-----------|---------------------|-----------|--------------------------|------------------|---------|-----------|
| | | Number. | Per cent. | Number. | Per cent. | Number. | Per cent. | Number. | Per cent. | Number. | Per cent. | Number. | Per cent. | Number. | Per cent. |
| All ages..... | 75,994,575 | 40,949,362 | 53.9 | 15,646,017 | 20.6 | 10,213,817 | 13.4 | 9,185,379 | 12.1 | 8,833,994 | 11.6 | 114,189 | 0.2 | 237,196 | 0.3 |
| Under 5 years..... | 9,170,623 | 5,464,881 | 59.6 | 2,402,702 | 26.2 | 52,369 | 0.6 | 1,250,676 | 13.6 | 1,215,655 | 13.2 | 1,314 | (⁴) | 33,707 | 0.4 |
| 5 to 9 years..... | 8,874,123 | 5,174,220 | 58.3 | 2,316,914 | 26.1 | 147,192 | 1.7 | 1,235,797 | 13.9 | 1,202,758 | 13.5 | 1,102 | (⁴) | 31,937 | 0.4 |
| 10 to 14 years..... | 8,080,234 | 4,660,390 | 57.7 | 1,987,283 | 24.6 | 311,565 | 3.8 | 1,120,996 | 13.9 | 1,091,990 | 13.5 | 1,027 | (⁴) | 27,979 | 0.4 |
| 15 to 19 years..... | 7,556,089 | 4,234,953 | 56.1 | 1,746,490 | 23.1 | 561,746 | 7.4 | 1,012,900 | 13.4 | 982,022 | 13.0 | 6,722 | 0.1 | 24,156 | 0.3 |
| 20 to 24 years..... | 7,335,016 | 3,805,609 | 51.9 | 1,609,953 | 22.0 | 919,482 | 12.5 | 999,972 | 13.6 | 969,172 | 13.2 | 10,909 | 0.1 | 19,891 | 0.3 |
| 25 to 29 years..... | 6,529,441 | 3,208,642 | 49.2 | 1,457,109 | 22.3 | 1,097,229 | 16.8 | 766,461 | 11.7 | 737,479 | 11.3 | 12,363 | 0.2 | 16,614 | 0.2 |
| 30 to 34 years..... | 5,556,039 | 2,659,360 | 47.9 | 1,171,401 | 21.1 | 1,173,683 | 21.1 | 551,595 | 9.9 | 524,607 | 9.4 | 13,456 | 0.2 | 13,532 | 0.3 |
| 35 to 39 years..... | 4,964,781 | 2,299,571 | 46.3 | 983,433 | 19.8 | 1,177,566 | 23.7 | 504,206 | 10.2 | 474,687 | 9.6 | 17,371 | 0.4 | 12,148 | 0.2 |
| 40 to 44 years..... | 4,247,166 | 2,104,551 | 49.6 | 781,480 | 18.4 | 966,112 | 22.7 | 395,023 | 9.3 | 367,216 | 8.6 | 16,104 | 0.4 | 11,703 | 0.3 |
| 45 to 49 years..... | 3,454,612 | 1,787,607 | 51.8 | 477,351 | 13.8 | 840,220 | 24.3 | 343,934 | 10.1 | 326,384 | 9.4 | 12,619 | 0.4 | 9,931 | 0.3 |
| 50 to 54 years..... | 2,942,329 | 1,551,811 | 52.7 | 278,773 | 9.5 | 803,392 | 27.3 | 303,843 | 10.5 | 290,987 | 9.9 | 9,199 | 0.3 | 8,662 | 0.3 |
| 55 to 59 years..... | 2,211,172 | 1,204,610 | 54.5 | 173,604 | 7.8 | 643,003 | 29.1 | 189,955 | 8.6 | 179,176 | 8.1 | 4,893 | 0.2 | 5,886 | 0.3 |
| 60 to 64 years..... | 1,791,363 | 965,900 | 53.9 | 109,727 | 6.1 | 545,031 | 30.4 | 170,705 | 9.6 | 161,687 | 9.1 | 3,331 | 0.2 | 5,637 | 0.3 |
| 65 to 69 years..... | 1,302,926 | 720,110 | 55.3 | 64,445 | 4.9 | 410,740 | 31.5 | 107,631 | 8.3 | 102,671 | 7.9 | 1,155 | 0.1 | 3,805 | 0.3 |
| 70 to 74 years..... | 883,841 | 488,649 | 55.3 | 37,123 | 4.2 | 232,325 | 31.9 | 75,744 | 8.6 | 72,332 | 8.2 | 353 | (⁴) | 3,009 | 0.4 |
| 75 to 79 years..... | 519,857 | 296,201 | 57.0 | 22,603 | 4.3 | 158,916 | 30.6 | 42,137 | 8.1 | 40,420 | 7.8 | 91 | (⁴) | 1,626 | 0.3 |
| 80 to 84 years..... | 251,512 | 144,314 | 57.4 | 11,323 | 4.5 | 69,075 | 27.5 | 26,795 | 10.6 | 25,527 | 10.1 | 23 | (⁴) | 1,240 | 0.5 |
| 85 to 89 years..... | 88,600 | 51,542 | 58.2 | 4,318 | 4.9 | 22,167 | 25.0 | 10,573 | 11.9 | 10,033 | 11.4 | 5 | (⁴) | 485 | 0.5 |
| 90 to 94 years..... | 23,992 | 11,940 | 49.8 | 1,053 | 4.4 | 5,321 | 22.2 | 5,673 | 23.6 | 5,293 | 22.0 | 2 | (⁴) | 378 | 1.6 |
| 95 to 99 years..... | 6,266 | 2,077 | 33.2 | 218 | 3.5 | 1,412 | 22.5 | 2,559 | 40.8 | 2,434 | 38.8 | | | 125 | 2.0 |
| 100 years and over .. | 3,504 | 393 | 11.2 | 53 | 1.5 | 391 | 11.2 | 2,667 | 76.1 | 2,553 | 72.8 | 3 | 0.1 | 111 | 3.2 |
| Age unknown | 200,584 | 112,031 | 55.8 | 8,141 | 4.1 | 24,380 | 12.4 | 55,532 | 27.7 | 48,311 | 24.3 | 2,037 | 1.1 | 4,634 | 2.3 |

¹ For the mainland of the United States.

² Persons of negro descent, Chinese, Japanese, and Indians.

³ Includes all persons of negro descent.

⁴ Less than one-tenth of 1 per cent.

The influence of immigration is shown by the large proportion of foreign white persons in the population from 30 years of age upward, this element representing from one-fifth to more than three-tenths of the entire population for each age period from 30 to 99 years of age, inclusive. Of the population 95 years of age and over, the colored represent by far the largest proportion, particularly for those reported as 100 years of age and over. The return of ages for this class is subject to considerable error, however, particularly among persons of negro descent. They do not, as a

rule, report their ages correctly, and this is especially marked with respect to those reported as of extreme age.

Table 2 (page 6) of the general tables gives the number of persons of extreme age who were reported as living in each state or territory at the time of the enumeration in June, 1900, from which is derived the following summary for the mainland of the United States, showing the number of persons reported as 95 years of age and over in 1900, classified by sex, general nativity, and color, in comparison with similar figures for 1880 and 1890:

| GENERAL NATIVITY AND COLOR. | 1900 ¹ | | | 1890 | | | 1880 | | |
|------------------------------------|-------------------|--------|----------|--------|--------|----------|--------|--------|----------|
| | Total. | Males. | Females. | Total. | Males. | Females. | Total. | Males. | Females. |
| Aggregate | 9,770 | 3,688 | 6,082 | 9,629 | 3,534 | 6,045 | 3,779 | 3,264 | 5,515 |
| White (total) | 4,544 | 1,735 | 2,809 | 4,736 | 1,859 | 2,877 | 4,006 | 1,609 | 2,397 |
| Native white | 2,741 | 943 | 1,793 | 3,131 | 1,164 | 1,967 | 2,635 | 1,020 | 1,615 |
| Native parents | 2,470 | 324 | 1,646 | 2,363 | 1,062 | 1,306 | | | |
| Foreign parents | 271 | 124 | 147 | 263 | 102 | 161 | | | |
| Foreign white | 1,303 | 787 | 1,016 | 1,605 | 695 | 910 | 1,371 | 589 | 782 |
| Colored (total) ² | 5,226 | 1,953 | 3,273 | 4,893 | 1,725 | 3,168 | 4,773 | 1,655 | 3,118 |
| Persons of negro descent | 4,937 | 1,844 | 3,143 | | | | | | |

¹ For the mainland of the United States.

² Persons of negro descent, Chinese, Japanese, and Indians.

As shown by the foregoing summary, the whole number of persons reported as 95 years of age and over for the mainland of the United States in 1900 is 9,770, as against 8,779 such persons in 1880 and 9,629 in 1890. More than three-fifths of all the persons of these ages in 1900 are females, and more than one-half of the entire number is found among the colored, being practically the same propor-

tions as those shown by the returns of the preceding censuses.

Table xxxi shows the state, territory, or country of birth for all persons on the mainland of the United States reported as over 95 years of age in 1900, and for the native born distinguishes the number living in the state or territory of birth from those living in other parts of the United States.

TABLE XXXI.—Persons 95 years of age and over, distributed according to sex, general nativity, color, and place of birth: 1900.¹

NATIVE WHITE.

| STATE OR TERRITORY OF BIRTH. | Aggregate. | LIVING IN STATE WHERE BORN. | | | LIVING IN OTHER PARTS OF THE UNITED STATES. | | | STATE OR TERRITORY OF BIRTH. | Aggregate. | LIVING IN STATE WHERE BORN. ¹ | | | LIVING IN OTHER PARTS OF THE UNITED STATES. | | |
|------------------------------|------------|-----------------------------|--------|----------|---|--------|----------|--------------------------------------|------------|--|--------|----------|---|--------|----------|
| | | Total. | Males. | Females. | Total. | Males. | Females. | | | Total. | Males. | Females. | Total. | Males. | Females. |
| The United States. | 2,741 | 1,342 | 420 | 922 | 1,399 | 528 | 871 | New Jersey..... | 77 | 41 | 12 | 29 | 36 | 11 | 25 |
| Alabama..... | 13 | 6 | 2 | 4 | 7 | 1 | 6 | New Mexico..... | 58 | 44 | 23 | 21 | 9 | 2 | 7 |
| Arkansas..... | 3 | 2 | 1 | 1 | 1 | 1 | 1 | New York..... | 437 | 217 | 65 | 152 | 220 | 108 | 112 |
| California..... | 10 | 10 | 4 | 6 | | | | North Carolina..... | 212 | 92 | 25 | 67 | 120 | 53 | 67 |
| Connecticut..... | 113 | 56 | 16 | 40 | 57 | 21 | 36 | Ohio..... | 96 | 41 | 18 | 23 | 55 | 22 | 33 |
| Delaware..... | 7 | 3 | 2 | 1 | 4 | | 4 | Pennsylvania..... | 291 | 156 | 47 | 109 | 135 | 41 | 94 |
| Florida..... | 1 | | | | 1 | 1 | | Rhode Island..... | 39 | 20 | 7 | 13 | 19 | 9 | 10 |
| Georgia..... | 88 | 51 | 13 | 38 | 37 | 13 | 24 | South Carolina..... | 131 | 52 | 21 | 31 | 79 | 31 | 48 |
| Illinois..... | 14 | 5 | 1 | 4 | 9 | 6 | 3 | Tennessee..... | 119 | 42 | 15 | 27 | 77 | 25 | 52 |
| Indiana..... | 4 | 1 | 1 | | 3 | 1 | 2 | Texas..... | 8 | 6 | 5 | 1 | 2 | 1 | 1 |
| Iowa..... | 3 | 3 | 2 | 1 | | | | Vermont..... | 96 | 32 | 12 | 20 | 64 | 26 | 38 |
| Kentucky..... | 133 | 49 | 17 | 32 | 84 | 24 | 60 | Virginia..... | 225 | 91 | 23 | 68 | 134 | 39 | 95 |
| Louisiana..... | 29 | 23 | 7 | 16 | 6 | 2 | 4 | West Virginia..... | 33 | 27 | 7 | 20 | 6 | 3 | 3 |
| Maine..... | 109 | 79 | 27 | 52 | 30 | 10 | 20 | Wisconsin..... | 3 | 3 | 1 | 2 | | | |
| Maryland..... | 68 | 31 | 7 | 24 | 37 | 17 | 20 | American citizens born abroad. | 14 | | | | 14 | 7 | 7 |
| Massachusetts..... | 158 | 90 | 19 | 71 | 68 | 24 | 44 | United States (state not specified). | 21 | | | | 21 | 7 | 14 |
| Michigan..... | 8 | 8 | 2 | 6 | | | | Born at sea..... | 5 | | | | 5 | 5 | |
| Mississippi..... | 10 | 5 | 3 | 2 | 5 | 1 | 4 | | | | | | | | |
| Missouri..... | 7 | 2 | 1 | 1 | 5 | 4 | 1 | | | | | | | | |
| New Hampshire..... | 103 | 54 | 14 | 40 | 49 | 12 | 37 | | | | | | | | |

NATIVE NEGRO.²

| | | | | | | | | | | | | | | | |
|---------------------------|-------|-------|-------|-------|-------|-------|-------|--------------------------------------|-------|-------|-------|-------|-------|-------|-------|
| The United States. | 4,954 | 1,991 | 714 | 1,277 | 2,963 | 1,117 | 1,846 | Missouri..... | 30 | 7 | 3 | 4 | 23 | 5 | 18 |
| Alabama..... | 212 | 107 | 36 | 71 | 105 | 46 | 59 | New Jersey..... | 9 | 5 | 3 | 2 | 4 | 1 | 3 |
| Arkansas..... | 15 | 8 | 4 | 4 | 7 | 2 | 5 | New Mexico..... | 1 | | | | 1 | | 1 |
| Connecticut..... | 1 | 1 | | | | | | New York..... | 28 | 21 | 7 | 14 | 7 | 4 | 3 |
| Delaware..... | 7 | 2 | 1 | 1 | 5 | 3 | 2 | North Carolina..... | 641 | 285 | 92 | 193 | 356 | 144 | 212 |
| District of Columbia..... | 9 | | | | 9 | 2 | 7 | Ohio..... | 6 | 4 | 1 | 3 | 2 | 1 | 1 |
| Florida..... | 23 | 17 | 7 | 10 | 6 | 3 | 3 | Pennsylvania..... | 20 | 14 | 4 | 10 | 6 | | 6 |
| Georgia..... | 635 | 386 | 151 | 235 | 249 | 110 | 139 | Rhode Island..... | 4 | 2 | | 2 | 2 | 1 | 1 |
| Illinois..... | 2 | 1 | | 1 | 1 | | 1 | South Carolina..... | 680 | 292 | 111 | 181 | 388 | 165 | 223 |
| Indiana..... | 4 | 2 | 2 | | 2 | | 2 | Tennessee..... | 212 | 89 | 33 | 56 | 123 | 47 | 76 |
| Indian Territory..... | 2 | 2 | | 2 | | | | Texas..... | 18 | 11 | 2 | 9 | 7 | 1 | 6 |
| Kentucky..... | 290 | 111 | 36 | 75 | 179 | 58 | 121 | Vermont..... | 1 | | | | 1 | 1 | |
| Louisiana..... | 188 | 161 | 54 | 107 | 27 | 15 | 12 | Virginia..... | 1,395 | 270 | 103 | 167 | 1,125 | 396 | 729 |
| Maine..... | 3 | | | | 3 | | 3 | West Virginia..... | 46 | 7 | | 7 | 39 | 16 | 23 |
| Maryland..... | 265 | 79 | 23 | 56 | 186 | 64 | 122 | United States (state not specified). | 48 | | | | 48 | 13 | 35 |
| Massachusetts..... | 4 | 2 | | 2 | 2 | | 2 | Born at sea..... | 1 | | | | 1 | | 1 |
| Mississippi..... | 154 | 105 | 41 | 64 | 49 | 19 | 30 | | | | | | | | |

¹ For the mainland of the United States.

² Includes all native born persons of negro descent.

STATISTICS OF POPULATION.

TABLE XXXI.—Persons 95 years of age and over, distributed according to sex, general nativity, color, and place of birth: 1900—Continued.

NATIVE INDIAN.

| STATE OR TERRITORY OF BIRTH. | Aggregate. | LIVING IN STATE WHERE BORN. | | | LIVING IN OTHER PARTS OF THE UNITED STATES. | | | STATE OR TERRITORY OF BIRTH. | Aggregate. | LIVING IN STATE WHERE BORN. | | | LIVING IN OTHER PARTS OF THE UNITED STATES. | | |
|------------------------------|------------|-----------------------------|--------|-----------|---|--------|-----------|--------------------------------------|------------|-----------------------------|--------|-----------|---|--------|-----------|
| | | Total. | Males. | Fe-males. | Total. | Males. | Fe-males. | | | Total. | Males. | Fe-males. | Total. | Males. | Fe-males. |
| The United States. | 229 | 184 | 90 | 94 | 45 | 13 | 32 | Missouri..... | 1 | | | | 1 | | 1 |
| Alabama..... | 4 | | | | 4 | 1 | 3 | Nebraska..... | 1 | 1 | | 1 | | | |
| Arizona..... | 39 | 37 | 17 | 20 | 2 | 1 | 1 | Nevada..... | 18 | 18 | 11 | 7 | | | |
| California..... | 40 | 40 | 24 | 16 | | | | New Mexico..... | 16 | 16 | 11 | 5 | | | |
| Florida..... | 2 | | | | 2 | 2 | | New York..... | 4 | 4 | 2 | 2 | | | |
| Georgia..... | 5 | | | | 5 | 4 | 1 | North Carolina..... | 9 | 8 | 3 | 5 | 1 | | 1 |
| Idaho..... | 10 | 8 | 1 | 7 | 2 | 1 | 1 | North Dakota..... | 1 | 1 | | 1 | | | |
| Illinois..... | 1 | | | | 1 | | 1 | Oregon..... | 5 | 5 | 2 | 3 | | | |
| Indiana..... | 1 | | | | 1 | | 1 | South Dakota..... | 2 | 2 | | 2 | | | |
| Indian Territory..... | 6 | 3 | | 3 | 3 | 1 | 2 | Tennessee..... | 1 | | | | 1 | | 1 |
| Iowa..... | 1 | | | | 1 | | 1 | Texas..... | 1 | | | | 1 | | 1 |
| Louisiana..... | 2 | 1 | 1 | | 1 | | 1 | Utah..... | 5 | 5 | 2 | 3 | | | |
| Maine..... | 1 | 1 | | 1 | | | | Virginia..... | 1 | | | | 1 | | 1 |
| Michigan..... | 7 | 7 | 5 | 2 | | | | Washington..... | 12 | 10 | 7 | 3 | 2 | | 2 |
| Minnesota..... | 15 | 9 | | 9 | 6 | 1 | 5 | Wisconsin..... | 8 | 4 | 2 | 2 | 4 | 1 | 3 |
| Mississippi..... | 4 | 4 | 2 | 2 | | | | United States (state not specified). | 6 | | | | 6 | 1 | 5 |

FOREIGN BORN.

| COUNTRY OF BIRTH. | Aggregate. | WHITE. | | NEGRO. ¹ | | INDIAN. | | COUNTRY OF BIRTH. | Aggregate. | WHITE. | | NEGRO. ¹ | | INDIAN. | |
|-----------------------------|--------------------|--------|-----------|---------------------|-----------|---------|-----------|-------------------------|------------|--------|-----------|---------------------|-----------|---------|-----------|
| | | Males. | Fe-males. | Males. | Fe-males. | Males. | Fe-males. | | | Males. | Fe-males. | Males. | Fe-males. | Males. | Fe-males. |
| Aggregate..... | ² 1,846 | 787 | 1,016 | 13 | 20 | 3 | 4 | Hungary..... | 2 | 1 | 1 | | | | |
| Africa..... | 25 | | | 10 | 15 | | | Ireland..... | 831 | 351 | 479 | | 1 | | |
| Atlantic Islands..... | 5 | 3 | 2 | | | | | Italy..... | 15 | 1 | 14 | | | | |
| Austria..... | 9 | 4 | 5 | | | | | Luxemburg..... | 2 | 1 | 1 | | | | |
| Belgium..... | 2 | 1 | 1 | | | | | Mexico..... | 93 | 41 | 47 | | | 2 | 3 |
| Bohemia..... | 20 | 7 | 13 | | | | | Norway..... | 33 | 8 | 25 | | | | |
| Canada (English)..... | 50 | 25 | 25 | | | | | Philippine Islands..... | 1 | 1 | | | | | |
| Canada (French)..... | 105 | 52 | 51 | 1 | 1 | | 1 | Poland..... | 73 | 32 | 41 | | | | |
| Central America..... | 1 | | 1 | | | | | Portugal..... | 6 | 3 | 3 | | | | |
| Cuba..... | 3 | | 1 | 1 | 1 | | | Russia..... | 17 | 8 | 9 | | | | |
| Denmark..... | 2 | 2 | | | | | | Scotland..... | 61 | 14 | 37 | | | | |
| England..... | 121 | 68 | 57 | | | 1 | | South America..... | 1 | | | | 1 | | |
| Europe (not specified)..... | 2 | 1 | 1 | | | | | Spain..... | 3 | 2 | | | 1 | | |
| France..... | 25 | 11 | 14 | | | | | Sweden..... | 9 | 5 | 4 | | | | |
| Germany..... | 302 | 132 | 170 | | | | | Switzerland..... | 13 | 8 | 5 | | | | |
| Holland..... | 6 | 2 | 4 | | | | | Wales..... | 11 | 6 | 5 | | | | |
| | | | | | | | | West Indies..... | 4 | 2 | | 2 | | | |

¹ Includes all persons of negro descent.

² Includes 2 Chinese males and 1 Japanese male.

³ Includes all persons of negro descent.

Of the 2,741 native white persons 95 years of age and over in 1900, very nearly one-half are living in the state or territory in which they were born, but much the larger proportion of the native negro element of these ages is living in other parts of the United States. This is especially marked in the case of negroes who were born in Virginia, where out of 1,395 natives of that state only 270 are living there in 1900.

Of the 4,954 native born negroes considered in table xxxi, 1,395, or 28.2 per cent, are natives of Virginia;

680, or 13.7 per cent, are natives of South Carolina; 641, or 12.9 per cent, are natives of North Carolina; and 635, or 12.8 per cent, are natives of Georgia.

Of the 1,846 foreign born persons 95 years of age and over in 1900, 831, or 45 per cent, are natives of Ireland; 302, or 16.4 per cent, are natives of Germany; 155, or 8.4 per cent, are natives of Canada (either of English or French extraction); and 121, or 6.6 per cent, are natives of England.

PERSONS OF SCHOOL AGE.

The states and territories, with few exceptions, make legal provision for a school census, to be taken annually in most cases, but the age limits vary widely, as shown by table XXXII.

TABLE XXXII.—School census ages, as provided for by state and territorial laws: 1900.

| STATES AND TERRITORIES. | School census ages, both years inclusive. | Reference to state or territorial laws. | STATES AND TERRITORIES. | School census ages, both years inclusive. | Reference to state or territorial laws. |
|----------------------------|---|---|-------------------------|---|---|
| Alabama | 7-20 | Code of 1896, sec. 3573, 3595; Vol. I, pp. 1006, 1010. | Missouri | 6-19 | Revised Statutes—1899, sec. 9770; Vol. II, p. 2268. |
| Alaska | (1) | Laws of Alaska—1900, sec. 28, p. 140. | Montana | 6-20 | Laws—1897, sec. 3, p. 182. |
| Arizona | 26-17 | Revised Statutes—1901 (Appendix A), sec. 1536, p. 1461. | Nebraska | 5-20 | Compiled Statutes—1882 (1901), sec. 4700, p. 1056. |
| Arkansas | 6-20 | Digest of the Statutes—1894, sec. 6960, p. 1517. | Nevada | 6-17 | Annotated Compiled Laws—1900, sec. 130, p. 308. |
| California | 5-16 | Statutes and Amendments to Codes—1893, sec. 1551, 26; pp. 243, 251. | New Hampshire | 5-15 | Public Statutes—1900, p. 301. [1895, chap. 46, sec. 1.] |
| Colorado | 6-20 | Mills's Annotated Statutes—1891, par. 4045; Vol. II, p. 2125. | New Jersey | 5-17 | General Statutes—1895, sec. 1; Vol. III, p. 3044. |
| Connecticut | 4-15 | General Statutes—1888, sec. 2224, p. 484. | New Mexico | 5-20 | Compiled Laws—1897, sec. 1535, p. 427. |
| Delaware | 6-20 | Law of the State of Delaware—1893, sec. 8, p. 692. | New York | 4-15 | Laws—1895, sec. 1, p. 322. |
| District of Columbia | 26-17 | Compiled Statutes—1887-1889 (1894), sec. 18, p. 484. | North Carolina | 6-20 | Code of 1883, sec. 2579; Vol. II, p. 146. |
| Florida | 6-20 | Laws of Florida—1899, sec. 260, p. 40. | North Dakota | 6-19 | Laws—1899, par. 707, p. 104. |
| Georgia | 6-17 | Code of the State of Georgia—1895, sec. 1389, p. 384. | Ohio | 5-20 | Annotated Revised Statutes—1902, sec. 4030, Vol. II, p. 2245. |
| Hawaii | 46-15 | Civil Laws of the Hawaiian Islands—1897, sec. 117, p. 80. | Oklahoma | 6-20 | Statutes—1893, sec. 6, p. 1080. |
| Idaho | 5-20 | Session Laws—1899, sec. 45, p. 97. | Oregon | 4-19 | General and Special Laws—1899, sec. 5, p. 211. |
| Illinois | 6-20 | Laws—1889, Art. XII, p. 326. | Pennsylvania | 6-15 | Laws—1899, sec. 1, p. 65. |
| Indiana | 56-20 | Revised Statutes—1897, sec. 6174, p. 1301. | Rhode Island | 5-15 | General Laws—1896, sec. 13, p. 202. |
| Indian Territory | (1) | Annotated Statutes—1899, sec. 2398, p. 418. | South Carolina | 6-20 | Revised Statutes—1893, sec. 1082; Vol. I, p. 377. |
| Iowa | 5-20 | Annotated Code—1897, sec. 2625, p. 907. | South Dakota | 6-20 | Laws—1897, sec. 19, p. 120. |
| Kansas | 5-20 | General Statutes—1901, par. 6104, p. 1223. | Tennessee | 6-20 | Annotated Code—1896, Art. V, p. 416. |
| Kentucky | 6-19 | Statutes—1899, sec. 4449, p. 1512. | Texas | 8-16 | Revised Statutes—1895, Art. 3964; Chap. XII, p. 780. |
| Louisiana | 6-17 | Public School Laws—1894, sec. 43, p. 24. | Utah | 6-17 | Compiled Laws—1888, sec. 1923; Vol. I, p. 681. |
| Maine | 4-20 | Revised Statutes—1883, sec. 106, p. 203. | Vermont | 5-20 | Laws—1898, sec. 6, 1; pp. 17, 20. |
| Maryland | 56-20 | Code of 1888, sec. 54; Vol. II, p. 1179. | Virginia | 5-20 | Code of 1887, sec. 1462, p. 397. |
| Massachusetts | 5-14 | Acts and Resolves—1898, sec. 16, p. 457. | Washington | 5-20 | Annotated Code and Statutes—1897, sec. 2363, Vol. I, p. 615. |
| Michigan | 5-19 | Compiled Laws—1897, sec. 22; Vol. II, p. 1480. | West Virginia | 6-20 | Code of 1899, sec. 19, p. 396. |
| Minnesota | 5-20 | Statutes—1894, sec. 3648; Vol. I, p. 996. | Wisconsin | 4-19 | Statutes—1898, sec. 462, p. 373. |
| Mississippi | 5-20 | Annotated Code—1892, sec. 4053, 3962; pp. 895, 878. | Wyoming | 6-20 | Revised Statutes—1899, sec. 554, p. 213. |

¹ No school census or age specified for school attendance.
² 6-21, prior to passage of act of March 9, 1901.
³ Age for apportionment of school funds between white and colored children; no school census.

⁴ Age for compulsory school attendance; no school census.
⁵ Unmarried persons.
⁶ Age for free school attendance; no school census.

The lack of uniformity in the ages prescribed by the several state and territorial laws makes it impracticable to present the figures relating to persons of school age in such form as to cover all the age requirements of the different school censuses, so that for census purposes the designation "persons of school age" comprises all persons from 5 to 20 years of age, inclusive. Prior to 1890 the presentation of persons of school age was limited to those from 5 to 17 years of age, but at the census of 1890 the classification was extended to

include, in addition, those from 18 to 20 years of age.

The number of persons of school age, as thus defined, in each state and territory in 1900 is presented in detail by sex, general nativity, and color in tables 10 to 18 (pages 153-161) of the general tables. From these tables the following summary is derived, giving, for the entire area of enumeration in 1900, the number of persons from 5 to 20 years of age, subdivided according to the number from 5 to 17 and 18 to 20 years of age, respectively.

STATISTICS OF POPULATION.

| SEX, GENERAL NATIVITY, AND COLOR. | PERSONS OF SCHOOL AGE. | | |
|-----------------------------------|------------------------|----------------|-----------------|
| | 5 to 20 years. | 5 to 17 years. | 18 to 20 years. |
| Both sexes..... | 26,099,788 | 21,573,492 | 4,526,296 |
| Native born..... | 24,886,130 | 20,821,678 | 4,064,457 |
| Foreign born..... | 1,213,658 | 751,819 | 461,839 |
| Native white—native parents..... | 14,897,983 | 12,442,363 | 2,455,620 |
| Native white—foreign parents..... | 6,384,967 | 5,407,868 | 977,099 |
| Foreign white..... | 1,196,261 | 745,757 | 450,504 |
| Colored ¹ | 3,620,577 | 2,977,504 | 643,073 |
| Persons of negro descent..... | 3,500,194 | 2,885,546 | 614,648 |
| Males..... | 13,086,160 | 10,871,803 | 2,214,357 |
| Native born..... | 12,485,723 | 10,495,601 | 1,990,122 |
| Foreign born..... | 600,437 | 376,202 | 224,235 |
| Native white—native parents..... | 7,521,538 | 6,308,365 | 1,213,173 |
| Native white—foreign parents..... | 3,188,271 | 2,711,086 | 477,185 |
| Foreign white..... | 586,664 | 371,885 | 214,779 |
| Colored ¹ | 1,789,687 | 1,485,467 | 304,220 |
| Persons of negro descent..... | 1,722,730 | 1,436,934 | 285,796 |
| Females..... | 13,013,628 | 10,701,689 | 2,311,939 |
| Native born..... | 12,400,407 | 10,326,072 | 2,074,335 |
| Foreign born..... | 613,221 | 375,617 | 237,604 |
| Native white—native parents..... | 7,376,445 | 6,138,998 | 1,237,447 |
| Native white—foreign parents..... | 3,196,696 | 2,696,782 | 499,914 |
| Foreign white..... | 609,597 | 373,872 | 235,725 |
| Colored ¹ | 1,830,890 | 1,492,017 | 338,853 |
| Persons of negro descent..... | 1,777,464 | 1,448,612 | 328,852 |

¹ Persons of negro descent, Chinese, Japanese, and Indians.

The whole number of persons of school age in 1900 is 26,099,788, of whom 21,573,492 are from 5 to 17 years of age and 4,526,296 from 18 to 20 years of age. These figures include, however, 217,523 persons of school age reported in Alaska, Hawaii, and Indian Territory, and on Indian reservations situated in certain of the states and territories—areas specially enumerated in 1890, but for which no separate tabulation of those of school age was made at that census. In order to determine the increase in this class of persons from 1890 to 1900, it is necessary, therefore, to exclude the number of persons of school age reported in 1900 for the areas specially enumerated in 1890, as shown by the following summary:

| SEX, GENERAL NATIVITY, AND COLOR. | PERSONS OF SCHOOL AGE (5 TO 20 YEARS). | | INCREASE FROM 1890 TO 1900. | |
|-----------------------------------|--|------------|-----------------------------|-----------|
| | 1900 | 1890 | Number. | Per cent. |
| Both sexes..... | 25,882,265 | 22,447,392 | 3,434,873 | 15.3 |
| Native born..... | 24,678,118 | 21,103,353 | 3,574,765 | 16.9 |
| Foreign born..... | 1,204,147 | 1,344,039 | 2139,892 | 210.4 |

¹ Exclusive of 217,523 persons of school age (113,166 males and 104,357 females) in Alaska, Hawaii, and Indian Territory, and on Indian reservations.
² Decrease.

| SEX, GENERAL NATIVITY, AND COLOR. | PERSONS OF SCHOOL AGE (5 TO 20 YEARS). | | INCREASE FROM 1890 TO 1900. | |
|-----------------------------------|--|------------|-----------------------------|-----------|
| | 1900 | 1890 | Number. | Per cent. |
| Native white—native parents..... | 14,764,476 | 12,604,560 | 2,159,926 | 17.1 |
| Native white—foreign parents..... | 6,371,221 | 5,313,470 | 1,057,751 | 19.9 |
| Foreign white..... | 1,193,443 | 1,382,545 | 2139,102 | 210.4 |
| Colored ² | 3,553,125 | 3,196,827 | 356,298 | 11.1 |
| Persons of negro descent..... | 3,485,188 | (4) | | |
| Males..... | 12,972,994 | 11,242,700 | 1,730,294 | 15.4 |
| Native born..... | 12,379,106 | 10,568,290 | 1,810,816 | 17.1 |
| Foreign born..... | 593,888 | 674,410 | 280,522 | 211.9 |
| Native white—native parents..... | 7,452,471 | 6,341,747 | 1,110,724 | 17.5 |
| Native white—foreign parents..... | 3,181,233 | 2,648,167 | 533,066 | 20.1 |
| Foreign white..... | 585,102 | 665,468 | 280,366 | 212.1 |
| Colored ² | 1,754,188 | 1,587,328 | 166,860 | 10.5 |
| Persons of negro descent..... | 1,715,258 | (4) | | |
| Females..... | 12,909,271 | 11,204,692 | 1,704,579 | 15.2 |
| Native born..... | 12,299,012 | 10,535,063 | 1,763,949 | 16.7 |
| Foreign born..... | 610,259 | 669,629 | 269,370 | 28.9 |
| Native white—native parents..... | 7,312,005 | 6,262,803 | 1,049,202 | 16.8 |
| Native white—foreign parents..... | 3,189,988 | 2,665,303 | 524,685 | 19.7 |
| Foreign white..... | 608,341 | 667,087 | 268,746 | 28.8 |
| Colored ² | 1,798,937 | 1,609,499 | 189,438 | 11.8 |
| Persons of negro descent..... | 1,769,930 | (4) | | |

¹ Exclusive of 217,523 persons of school age (113,166 males and 104,357 females) in Alaska, Hawaii, and Indian Territory, and on Indian reservations.

² Decrease.

³ Persons of negro descent, Chinese, Japanese, and Indians.

⁴ Not separately stated in 1890.

From this summary it appears that, exclusive of certain areas specially enumerated in 1890, there are 25,882,265 persons of school age in 1900, as compared with 22,447,392 such persons in 1890, representing an increase during the decade of 3,434,873, or 15.3 per cent. There has been an increase since 1890 in native born persons of school age of 3,574,765, or 16.9 per cent, and a decrease in foreign born persons of school age of 139,892, or 10.4 per cent. Considering the increase with respect to color, it appears that native white persons of native parentage who are of school age have increased during the ten years 2,159,926, or 17.1 per cent, and native white persons of foreign parentage who are of school age, 1,057,751, or 19.9 per cent. Foreign white persons of school age show a decrease since 1890 of 139,102, or 10.4 per cent, while colored persons of school age have increased during the same period 356,298, or 11.1 per cent, the colored element including principally persons of negro descent.

The whole number of persons of school age in each state and territory in 1900, subdivided by general nativity and color, is shown in table xxxiii.

PERSONS OF SCHOOL AGE.

TABLE XXXIII.—Persons of school age, 5 to 20 years, inclusive, classified by general nativity and color, by states and territories arranged geographically: 1900.

| STATES AND TERRITORIES. | Aggregate. | Native born. | Foreign born. | Total white. | NATIVE WHITE. | | | Foreign white. | COLORED. | | | |
|-----------------------------------|------------|--------------|---------------|--------------|---------------|-----------------|------------------|----------------|-----------|---------------------|---------|-----------------------|
| | | | | | Total. | Native parents. | Foreign parents. | | Total. | Negro. ¹ | Indian. | Chinese and Japanese. |
| The United States ² .. | 26,099,788 | 24,886,130 | 1,213,658 | 22,479,211 | 21,282,950 | 14,897,983 | 6,384,967 | 1,196,261 | 3,620,577 | 3,500,194 | 99,269 | 21,114 |
| North Atlantic division ... | 6,308,377 | 5,649,819 | 658,558 | 6,200,093 | 5,543,383 | 3,195,966 | 2,347,417 | 656,710 | 108,284 | 103,922 | 3,627 | 735 |
| Maine | 199,153 | 181,253 | 17,900 | 198,519 | 180,676 | 136,415 | 44,261 | 17,843 | 634 | 369 | 252 | 13 |
| New Hampshire..... | 110,895 | 92,802 | 18,093 | 110,708 | 92,624 | 58,041 | 34,583 | 18,084 | 187 | 172 | 7 | 8 |
| Vermont | 98,614 | 92,219 | 6,395 | 98,857 | 91,965 | 65,849 | 26,116 | 6,392 | 257 | 255 | 1 | 1 |
| Massachusetts | 777,110 | 653,226 | 123,884 | 768,710 | 645,477 | 273,565 | 371,912 | 123,233 | 3,400 | 7,996 | 214 | 190 |
| Rhode Island..... | 124,646 | 101,636 | 23,010 | 122,223 | 99,281 | 39,876 | 59,405 | 22,942 | 2,423 | 2,403 | 5 | 15 |
| Connecticut..... | 257,101 | 224,354 | 32,747 | 252,760 | 220,059 | 104,265 | 115,794 | 32,701 | 4,341 | 4,272 | 49 | 20 |
| New York | 2,136,764 | 1,879,043 | 257,721 | 2,109,156 | 1,852,249 | 932,866 | 919,833 | 256,907 | 27,608 | 25,476 | 1,784 | 348 |
| New Jersey..... | 572,923 | 517,996 | 54,927 | 553,230 | 498,393 | 271,827 | 226,566 | 54,837 | 19,693 | 19,585 | 47 | 61 |
| Pennsylvania..... | 2,031,171 | 1,907,290 | 123,881 | 1,986,430 | 1,862,659 | 1,313,262 | 549,397 | 123,771 | 44,741 | 43,394 | 1,268 | 79 |
| South Atlantic division ... | 3,999,118 | 3,976,584 | 22,534 | 2,472,895 | 2,451,193 | 2,320,464 | 130,729 | 21,702 | 1,526,223 | 1,523,431 | 2,694 | 98 |
| Delaware..... | 59,635 | 58,225 | 1,410 | 48,782 | 47,375 | 39,446 | 7,929 | 1,407 | 10,853 | 10,849 | 1 | 3 |
| Maryland..... | 403,026 | 392,657 | 10,369 | 313,052 | 307,715 | 246,314 | 61,401 | 10,337 | 84,974 | 84,946 | 2 | 26 |
| District of Columbia... | 77,291 | 75,996 | 1,295 | 51,212 | 49,945 | 39,331 | 10,614 | 1,267 | 26,079 | 26,046 | 7 | 26 |
| Virginia..... | 704,771 | 703,063 | 1,708 | 435,612 | 433,923 | 423,018 | 10,905 | 1,689 | 269,159 | 268,962 | 187 | 10 |
| West Virginia..... | 356,471 | 354,345 | 2,126 | 341,637 | 339,517 | 324,843 | 14,674 | 2,120 | 14,834 | 14,823 | 6 | 5 |
| North Carolina..... | 753,826 | 753,376 | 450 | 490,782 | 490,335 | 487,412 | 2,923 | 447 | 263,044 | 260,755 | 2,287 | 2 |
| South Carolina..... | 560,773 | 560,419 | 354 | 213,323 | 217,972 | 214,220 | 3,752 | 351 | 342,450 | 342,401 | 44 | 5 |
| Georgia..... | 885,725 | 884,571 | 1,154 | 457,958 | 456,836 | 448,405 | 8,431 | 1,122 | 427,767 | 427,741 | 7 | 19 |
| Florida..... | 197,600 | 193,932 | 3,668 | 110,637 | 107,575 | 97,475 | 10,100 | 2,962 | 37,063 | 36,908 | 153 | 2 |
| North Central division ... | 8,953,121 | 8,543,580 | 409,541 | 8,772,920 | 8,364,017 | 5,192,689 | 3,171,328 | 408,903 | 180,201 | 159,538 | 20,465 | 198 |
| Ohio..... | 1,338,345 | 1,297,157 | 41,188 | 1,308,510 | 1,267,413 | 939,740 | 327,673 | 41,097 | 29,835 | 29,804 | 7 | 24 |
| Indiana..... | 843,885 | 833,697 | 10,188 | 825,394 | 815,216 | 700,533 | 114,683 | 10,178 | 18,491 | 18,389 | 97 | 5 |
| Illinois..... | 1,589,915 | 1,488,330 | 101,585 | 1,565,606 | 1,464,132 | 823,654 | 635,478 | 101,474 | 24,309 | 24,238 | 71 | 71 |
| Michigan..... | 790,275 | 726,547 | 63,728 | 738,220 | 719,756 | 342,155 | 377,601 | 63,464 | 7,055 | 4,814 | 2,234 | 7 |
| Wisconsin..... | 730,685 | 682,630 | 48,055 | 726,950 | 678,907 | 247,294 | 431,613 | 48,043 | 3,735 | 661 | 3,072 | 2 |
| Minnesota..... | 612,990 | 562,611 | 50,379 | 608,547 | 558,203 | 161,272 | 396,931 | 50,344 | 4,443 | 1,063 | 3,357 | 23 |
| Iowa..... | 767,870 | 743,308 | 24,562 | 763,785 | 739,231 | 465,841 | 273,390 | 24,554 | 4,085 | 3,912 | 165 | 8 |
| Missouri..... | 1,105,258 | 1,091,129 | 14,129 | 1,049,414 | 1,035,307 | 843,643 | 186,664 | 14,107 | 55,844 | 55,767 | 64 | 13 |
| North Dakota..... | 112,789 | 93,990 | 18,799 | 110,193 | 91,453 | 23,364 | 68,089 | 18,740 | 2,596 | 97 | 2,474 | 25 |
| South Dakota..... | 147,165 | 137,155 | 10,010 | 140,461 | 130,455 | 52,492 | 77,963 | 10,006 | 6,704 | 134 | 6,561 | 9 |
| Nebraska..... | 386,384 | 369,395 | 16,989 | 333,229 | 366,252 | 206,780 | 159,472 | 16,977 | 3,155 | 1,781 | 1,365 | 9 |
| Kansas..... | 527,560 | 517,631 | 9,929 | 507,611 | 497,692 | 375,921 | 121,771 | 9,919 | 19,949 | 18,878 | 1,069 | 2 |
| South Central division ... | 5,534,753 | 5,491,071 | 43,682 | 3,800,875 | 3,757,415 | 3,486,483 | 270,932 | 43,460 | 1,733,878 | 1,704,806 | 28,964 | 108 |
| Kentucky..... | 798,027 | 795,409 | 2,618 | 693,455 | 690,849 | 648,232 | 42,617 | 2,606 | 104,572 | 104,512 | 49 | 11 |
| Tennessee..... | 780,421 | 778,934 | 1,487 | 589,451 | 587,973 | 574,078 | 13,895 | 1,478 | 190,970 | 190,925 | 38 | 7 |
| Alabama..... | 733,222 | 731,664 | 1,558 | 394,152 | 392,619 | 381,980 | 10,639 | 1,533 | 339,070 | 338,980 | 88 | 2 |
| Mississippi..... | 633,026 | 632,485 | 541 | 253,153 | 252,625 | 246,083 | 6,542 | 528 | 379,873 | 378,923 | 951 | 19 |
| Louisiana..... | 538,267 | 532,064 | 6,203 | 276,563 | 270,411 | 238,095 | 32,316 | 6,152 | 261,704 | 261,453 | 215 | 36 |
| Texas..... | 1,215,634 | 1,187,606 | 28,028 | 955,906 | 927,987 | 794,388 | 133,599 | 27,919 | 259,728 | 259,491 | 207 | 30 |
| Indian Territory..... | 159,125 | 158,585 | 540 | 121,420 | 120,881 | 117,161 | 3,720 | 539 | 37,705 | 14,882 | 22,823 | |
| Oklahoma..... | 147,656 | 146,113 | 1,543 | 135,960 | 134,419 | 119,360 | 15,059 | 1,541 | 11,696 | 7,106 | 4,590 | |
| Arkansas..... | 529,375 | 523,211 | 1,164 | 380,815 | 379,651 | 367,106 | 12,545 | 1,164 | 148,560 | 148,534 | 23 | 3 |
| Western division..... | 1,246,571 | 1,177,174 | 69,397 | 1,195,164 | 1,132,906 | 681,113 | 451,793 | 62,258 | 51,407 | 7,490 | 33,882 | 10,035 |
| Montana..... | 65,871 | 59,522 | 6,349 | 61,032 | 55,405 | 23,521 | 26,884 | 5,627 | 4,839 | 239 | 3,889 | 661 |
| Wyoming..... | 27,500 | 25,763 | 1,737 | 26,607 | 24,981 | 15,635 | 9,346 | 1,626 | 893 | 215 | 555 | 123 |
| Colorado..... | 160,531 | 152,700 | 7,831 | 157,752 | 149,939 | 100,037 | 49,902 | 7,813 | 2,779 | 2,043 | 716 | 20 |
| New Mexico..... | 69,712 | 67,871 | 1,841 | 64,137 | 62,306 | 55,101 | 7,205 | 1,831 | 5,575 | 401 | 5,160 | 14 |
| Arizona..... | 38,868 | 35,233 | 3,635 | 28,371 | 24,864 | 14,120 | 10,744 | 3,507 | 10,497 | 365 | 10,020 | 112 |
| Utah..... | 106,513 | 101,637 | 4,876 | 105,378 | 100,623 | 45,863 | 54,760 | 4,755 | 1,135 | 136 | 867 | 132 |
| Nevada..... | 11,399 | 10,966 | 433 | 9,703 | 9,341 | 4,775 | 4,566 | 362 | 1,696 | 18 | 1,588 | 90 |
| Idaho..... | 54,964 | 52,867 | 2,097 | 53,261 | 51,576 | 33,617 | 17,959 | 1,685 | 1,703 | 69 | 1,204 | 430 |
| Washington..... | 153,245 | 147,467 | 10,778 | 133,180 | 143,713 | 86,826 | 56,887 | 9,467 | 5,065 | 528 | 3,142 | 1,395 |
| Oregon..... | 132,887 | 127,796 | 5,091 | 129,875 | 125,383 | 88,337 | 36,546 | 4,492 | 3,012 | 201 | 1,745 | 1,066 |
| California..... | 420,081 | 395,347 | 24,734 | 405,868 | 384,775 | 207,781 | 176,994 | 21,033 | 14,213 | 3,225 | 4,996 | 5,992 |
| Alaska..... | 11,408 | 11,012 | 396 | 1,718 | 1,487 | 878 | 609 | 231 | 9,690 | 10 | 9,634 | 46 |
| Hawaii..... | 33,774 | 25,285 | 8,489 | 23,827 | 21,859 | 12,798 | 9,061 | 1,968 | 9,947 | 79 | | 9,868 |

¹Includes all persons of negro descent.

²Includes persons in the military and naval service of the United States (including civilian employees, etc.) stationed abroad, not credited to any state or territory.

STATISTICS OF POPULATION.

Of the whole number of persons of school age for the entire area of enumeration in 1900, 24,886,130, or 95.3 per cent, are native born and 1,213,658, or 4.7 per cent, are foreign born. The distribution of persons of school age in 1900, according to the proportion who are either

native or foreign born, is shown for the several states and territories in table xxxiv. A comparison is also made in the same table with similar percentages for 1890, based upon the figures contained in the printed report for that census.

TABLE XXXIV.—Percentage of native and foreign born of total persons of school age, by states and territories arranged geographically: 1890 and 1900.

| STATES AND TERRITORIES. | 1900 | | 1890 | | STATES AND TERRITORIES. | 1900 | | 1890 | |
|--------------------------------------|--------------|---------------|--------------|---------------|-----------------------------------|--------------|---------------|--------------|---------------|
| | Native born. | Foreign born. | Native born. | Foreign born. | | Native born. | Foreign born. | Native born. | Foreign born. |
| The United States ¹ | 95.3 | 4.7 | 94.0 | 6.0 | North Central division—Continued. | | | | |
| North Atlantic division..... | 89.6 | 10.4 | 89.2 | 10.8 | Missouri..... | 98.7 | 1.3 | 97.8 | 2.2 |
| Maine..... | 91.0 | 9.0 | 90.9 | 9.1 | North Dakota..... | 83.3 | 16.7 | 67.5 | 32.5 |
| New Hampshire..... | 83.7 | 16.3 | 82.4 | 17.6 | South Dakota..... | 93.2 | 6.8 | 84.6 | 15.4 |
| Vermont..... | 93.5 | 6.5 | 93.3 | 6.7 | Nebraska..... | 95.6 | 4.4 | 90.3 | 9.7 |
| Massachusetts..... | 84.1 | 15.9 | 82.7 | 17.3 | Kansas..... | 98.1 | 1.9 | 95.9 | 4.1 |
| Rhode Island..... | 81.5 | 18.5 | 80.1 | 19.9 | South Central division..... | 99.2 | 0.8 | 99.1 | 0.9 |
| Connecticut..... | 87.3 | 12.7 | 87.2 | 12.8 | Kentucky..... | 99.7 | 0.3 | 99.4 | 0.6 |
| New York..... | 87.9 | 12.1 | 88.4 | 11.6 | Tennessee..... | 99.8 | 0.2 | 99.7 | 0.3 |
| New Jersey..... | 90.4 | 9.6 | 89.8 | 10.2 | Alabama..... | 99.8 | 0.2 | 99.7 | 0.3 |
| Pennsylvania..... | 93.9 | 6.1 | 93.0 | 7.0 | Mississippi..... | 99.9 | 0.1 | 99.9 | 0.1 |
| South Atlantic division..... | 99.4 | 0.6 | 99.3 | 0.7 | Louisiana..... | 98.8 | 1.2 | 99.2 | 0.8 |
| Delaware..... | 97.6 | 2.4 | 97.1 | 2.9 | Texas..... | 97.7 | 2.3 | 97.0 | 3.0 |
| Maryland..... | 97.4 | 2.6 | 97.1 | 2.9 | Indian Territory..... | 99.7 | 0.3 | | |
| District of Columbia..... | 98.3 | 1.7 | 98.2 | 1.8 | Oklahoma..... | 99.0 | 1.0 | 98.6 | 1.4 |
| Virginia..... | 99.3 | 0.2 | 99.7 | 0.3 | Arkansas..... | 99.8 | 0.2 | 99.6 | 0.4 |
| West Virginia..... | 99.4 | 0.6 | 99.4 | 0.6 | Western division..... | 94.4 | 5.6 | 91.2 | 8.3 |
| North Carolina..... | 99.9 | 0.1 | 99.9 | 0.1 | Montana..... | 90.4 | 9.6 | 85.6 | 14.4 |
| South Carolina..... | 99.9 | 0.1 | 99.9 | 0.1 | Wyoming..... | 93.7 | 6.3 | 87.1 | 12.9 |
| Georgia..... | 99.9 | 0.1 | 99.9 | 0.1 | Colorado..... | 95.1 | 4.9 | 91.3 | 8.7 |
| Florida..... | 98.1 | 1.9 | 96.9 | 3.1 | New Mexico..... | 97.4 | 2.6 | 97.5 | 2.5 |
| North Central division..... | 95.4 | 4.6 | 92.4 | 7.6 | Arizona..... | 90.6 | 9.4 | 81.0 | 19.0 |
| Ohio..... | 96.9 | 3.1 | 95.3 | 4.2 | Utah..... | 95.4 | 4.6 | 91.3 | 8.7 |
| Indiana..... | 98.8 | 1.2 | 98.3 | 1.7 | Nevada..... | 96.2 | 3.8 | 94.2 | 5.8 |
| Illinois..... | 93.6 | 6.4 | 90.6 | 9.4 | Idaho..... | 96.2 | 3.8 | 93.7 | 6.3 |
| Michigan..... | 91.9 | 8.1 | 86.2 | 13.8 | Washington..... | 93.2 | 6.8 | 88.7 | 11.3 |
| Wisconsin..... | 93.4 | 6.6 | 87.9 | 12.1 | Oregon..... | 96.2 | 3.8 | 94.0 | 6.0 |
| Minnesota..... | 91.8 | 8.2 | 82.5 | 17.5 | California..... | 94.1 | 5.9 | 91.1 | 8.9 |
| Iowa..... | 96.8 | 3.2 | 93.6 | 6.4 | Alaska..... | 96.5 | 3.5 | | |
| | | | | | Hawaii..... | 74.9 | 25.1 | | |

¹ Includes in 1900 persons in the military and naval service of the United States (including civilian employees, etc.) stationed abroad, not credited to any state or territory.

In 1900 the largest proportions of foreign born persons of school age in the United States proper are found in Rhode Island, North Dakota, New Hampshire, Massachusetts, Connecticut, and New York, states which contain a large foreign born element among the general population. It will be noticed, however, that in these states, with the exception of Connecticut and New York, the proportion of foreign born is considerably less in 1900 than it was in 1890, and this is, especially true of North Dakota, where the proportion is not much more than one-half what it was ten years ago. There has been a very material falling off also in the proportion of foreign born persons of school age in many of the North

Central and Western states and territories—a condition similar to that found among the foreign born element as a whole in these states and territories, and due to the change in the character of the immigration during the past ten years, as explained in Part I.¹

The proportion of native and foreign white and colored persons of school age in 1900 in each state and territory is shown in table xxxv, in comparison with similar percentages for 1890, the latter percentages being based upon the figures contained in the printed report for that census.

¹ Report on Population, Census of 1900, Part I, pages cii, ciii.

PERSONS OF SCHOOL AGE.

TABLE XXXV.—Percentage of native white, foreign white, and colored of total persons of school age, by states and territories arranged geographically: 1890 and 1900.

| STATES AND TERRITORIES. | 1900 | | | | 1890 | | | |
|--------------------------------------|-----------------|------------------|------------------|-----------------------------|-----------------|------------------|----------------|-----------------------------|
| | NATIVE WHITE. | | Foreign white. | Total colored. ¹ | NATIVE WHITE. | | Foreign white. | Total colored. ¹ |
| | Native parents. | Foreign parents. | | | Native parents. | Foreign parents. | | |
| The United States ² | 57.1 | 24.4 | 4.6 | 13.9 | 56.2 | 23.7 | 5.9 | 14.2 |
| North Atlantic division | 50.7 | 37.2 | 10.4 | 1.7 | 52.1 | 35.6 | 10.8 | 1.5 |
| Maine | 68.5 | 22.2 | 9.0 | 0.3 | 74.3 | 16.4 | 9.1 | 0.2 |
| New Hampshire | 52.3 | 31.2 | 16.3 | 0.2 | 60.4 | 21.9 | 17.5 | 0.2 |
| Vermont | 66.8 | 26.5 | 6.5 | 0.2 | 65.9 | 27.1 | 6.7 | 0.3 |
| Massachusetts | 35.2 | 47.9 | 15.8 | 1.1 | 38.1 | 43.7 | 17.2 | 1.0 |
| Rhode Island | 32.0 | 47.7 | 18.4 | 1.9 | 35.7 | 42.4 | 19.9 | 2.0 |
| Connecticut | 40.6 | 45.0 | 12.7 | 1.7 | 43.8 | 41.7 | 12.8 | 1.7 |
| New York | 43.7 | 43.0 | 12.0 | 1.3 | 43.2 | 44.1 | 11.6 | 1.1 |
| New Jersey | 47.5 | 39.5 | 9.6 | 3.4 | 49.0 | 37.5 | 10.2 | 3.3 |
| Pennsylvania | 64.7 | 27.0 | 6.1 | 2.2 | 65.4 | 25.7 | 7.0 | 1.9 |
| South Atlantic division | 58.0 | 3.3 | 0.5 | 38.2 | 56.1 | 3.6 | 0.6 | 39.7 |
| Delaware | 66.1 | 13.3 | 2.4 | 18.2 | 66.6 | 12.2 | 2.9 | 18.3 |
| Maryland | 61.1 | 15.2 | 2.6 | 21.1 | 57.8 | 17.1 | 2.8 | 22.3 |
| District of Columbia | 50.9 | 13.7 | 1.6 | 33.8 | 46.6 | 15.8 | 1.7 | 35.9 |
| Virginia | 60.0 | 1.6 | 0.2 | 38.2 | 56.9 | 1.5 | 0.3 | 41.3 |
| West Virginia | 91.1 | 4.1 | 0.6 | 4.2 | 89.8 | 5.4 | 0.6 | 4.2 |
| North Carolina | 64.6 | 0.4 | 0.1 | 34.9 | 62.0 | 0.4 | 0.1 | 37.5 |
| South Carolina | 38.2 | 0.7 | (³) | 61.1 | 36.6 | 0.8 | 0.1 | 62.5 |
| Georgia | 50.6 | 1.0 | 0.1 | 48.3 | 50.3 | 1.0 | 0.1 | 48.6 |
| Florida | 49.3 | 5.1 | 1.5 | 44.1 | 48.6 | 4.4 | 2.2 | 44.8 |
| North Central division | 58.0 | 35.4 | 4.6 | 2.0 | 56.7 | 33.6 | 7.6 | 2.1 |
| Ohio | 70.2 | 24.5 | 3.1 | 2.2 | 67.0 | 26.4 | 4.2 | 2.4 |
| Indiana | 83.0 | 13.6 | 1.2 | 2.2 | 79.8 | 16.4 | 1.7 | 2.1 |
| Illinois | 52.1 | 40.0 | 6.4 | 1.5 | 51.4 | 37.7 | 9.4 | 1.5 |
| Michigan | 43.3 | 47.8 | 8.0 | 0.9 | 43.3 | 42.0 | 13.7 | 1.0 |
| Wisconsin | 33.8 | 59.1 | 6.6 | 0.5 | 26.5 | 61.0 | 12.1 | 0.4 |
| Minnesota | 26.3 | 64.8 | 8.2 | 0.7 | 23.1 | 59.0 | 17.5 | 0.4 |
| Iowa | 60.7 | 35.6 | 3.2 | 0.5 | 56.5 | 36.6 | 6.4 | 0.5 |
| Missouri | 76.7 | 16.9 | 1.3 | 5.1 | 72.1 | 19.9 | 2.2 | 5.8 |
| North Dakota | 20.7 | 60.4 | 16.6 | 2.3 | 19.5 | 47.8 | 32.4 | 0.3 |
| South Dakota | 35.7 | 53.0 | 6.8 | 4.5 | 33.5 | 45.8 | 15.3 | 0.4 |
| Nebraska | 53.5 | 41.3 | 4.4 | 0.8 | 57.0 | 32.3 | 9.7 | 1.0 |
| Kansas | 71.2 | 23.1 | 1.9 | 3.8 | 70.7 | 21.5 | 4.0 | 3.8 |
| South Central division | 63.0 | 4.9 | 0.8 | 31.3 | 60.8 | 5.1 | 0.9 | 33.2 |
| Kentucky | 81.2 | 5.4 | 0.3 | 13.1 | 77.3 | 7.4 | 0.6 | 14.7 |
| Tennessee | 73.5 | 1.8 | 0.2 | 24.5 | 72.4 | 2.0 | 0.3 | 25.3 |
| Alabama | 52.1 | 1.5 | 3.2 | 46.2 | 51.8 | 1.5 | 0.3 | 46.4 |
| Mississippi | 38.9 | 1.0 | 0.1 | 60.0 | 39.3 | 1.2 | 0.1 | 59.4 |
| Louisiana | 44.2 | 6.0 | 1.2 | 43.6 | 39.1 | 8.7 | 0.3 | 51.4 |
| Texas | 65.3 | 11.0 | 2.3 | 21.4 | 63.4 | 10.2 | 3.0 | 23.4 |
| Indian Territory | 73.6 | 2.3 | 0.4 | 23.7 | | | | |
| Oklahoma | 80.8 | 10.2 | 1.1 | 7.9 | 86.0 | 7.8 | 1.4 | 4.8 |
| Arkansas | 69.3 | 2.4 | 0.2 | 28.1 | 69.4 | 2.2 | 0.4 | 23.0 |
| Western division | 54.6 | 36.3 | 5.0 | 4.1 | 53.0 | 36.1 | 8.0 | 2.9 |
| Montana | 43.3 | 40.8 | 8.5 | 7.4 | 43.1 | 36.1 | 13.5 | 2.3 |
| Wyoming | 56.9 | 34.0 | 5.9 | 3.2 | 51.8 | 34.1 | 12.3 | 1.3 |
| Colorado | 62.3 | 31.1 | 4.9 | 1.7 | 62.5 | 27.4 | 8.6 | 1.5 |
| New Mexico | 79.1 | 10.3 | 2.6 | 8.0 | 80.2 | 9.9 | 2.5 | 7.4 |
| Arizona | 36.3 | 27.7 | 9.0 | 27.0 | 40.7 | 36.0 | 13.4 | 4.9 |
| Utah | 43.0 | 51.4 | 4.5 | 1.1 | 32.3 | 58.6 | 8.6 | 0.5 |
| Nevada | 41.9 | 40.0 | 3.2 | 14.9 | 35.1 | 50.1 | 5.1 | 9.7 |
| Idaho | 61.1 | 32.7 | 3.1 | 3.1 | 57.8 | 35.4 | 6.0 | 0.8 |
| Washington | 54.9 | 35.9 | 6.0 | 3.2 | 58.6 | 28.4 | 10.9 | 2.1 |
| Oregon | 66.8 | 27.5 | 3.4 | 2.3 | 70.6 | 22.5 | 5.6 | 1.3 |
| California | 49.5 | 42.1 | 5.0 | 3.4 | 45.3 | 43.4 | 7.5 | 3.8 |
| Alaska | 7.7 | 5.3 | 2.0 | 85.0 | | | | |
| Hawaii | 37.9 | 26.8 | 5.8 | 29.5 | | | | |

¹ Persons of negro descent, Chinese, Japanese, and Indians.
² Includes in 1900 persons in the military and naval service of the United States (including civilian employes, etc.) stationed abroad, not credited to any state or territory.
³ Less than one-tenth of 1 per cent.

For the United States in its entirety in 1900, persons of school age are distributed according to color, as shown by tables xxxiii and xxxv, as follows: Native white of native parents, 14,897,983, or 57.1 per cent; native white of foreign parents, 6,384,967, or 24.4 per cent; foreign white, 1,196,261, or 4.6 per cent; and colored, 3,620,577, or 13.9 per cent. Comparing the above per-

centages with similar results for 1890, it appears that there has been a relative increase among persons of school age of 1.6 per cent for native white persons, a decrease of 1.3 per cent for foreign white persons, and a decrease of three-tenths of 1 per cent for colored persons.

MALES OF MILITIA AGE.

The natural militia ages are from 18 to 44 years, inclusive, and the number of males between these ages in each state and territory in 1900 is presented in detail by general nativity and color in table xxxvi (page lxxi). This table gives, for the entire area of enumeration in 1900, a total of 16,360,363 males of militia age, including 183,849 males of this class reported in Alaska, Hawaii, and Indian Territory, and on Indian reservations situated in certain of the states and territories—areas specially enumerated in 1890, but for which no separate tabulation of males of militia age was made at that census. In order to determine the increase in this class of males from 1890 to 1900 it is necessary, therefore, to exclude the number of males of militia age reported in 1900 for the areas specially enumerated in 1890, as shown by the following summary:

| GENERAL NATIVITY AND COLOR. | MALES OF MILITIA AGE. | | INCREASE FROM 1890 TO 1900. | |
|-----------------------------------|-----------------------|------------------|-----------------------------|-----------|
| | 1900 | 1890 | Number. | Per cent. |
| Aggregate | 16,176,514 | 13,230,168 | 2,946,346 | 22.3 |
| Native born | 13,020,702 | 10,424,086 | 2,596,616 | 24.9 |
| Foreign born | 3,155,812 | 2,806,082 | 349,730 | 12.5 |
| Native white—native parents | 7,995,046 | 6,774,265 | 1,220,781 | 18.0 |
| Native white—foreign parents..... | 3,323,354 | 2,311,301 | 1,011,553 | 43.8 |
| Foreign white | 3,079,520 | 2,717,898 | 361,622 | 13.3 |
| Colored ² | 1,778,594 | 1,426,204 | 352,390 | 24.7 |
| Persons of negro descent | 1,678,426 | (³) | | |

¹ Exclusive of 183,849 males of militia age in Alaska, Hawaii, and Indian Territory, and on Indian reservations.

² Persons of negro descent, Chinese, Japanese, and Indians.

³ Not separately stated in 1890.

The foregoing summary shows that, exclusive of certain areas specially enumerated in 1890, there has been an increase in males of militia age since 1890 of 2,946,346, or 22.3 per cent. Native born males of militia age have increased during the ten years 24.9 per cent, as against a corresponding increase in the same element of the general population of 22.4 per cent. Similarly, foreign born males of militia age show an increase of 12.5 per cent, as against an increase in the foreign born population as a whole of 11.9 per cent; in other words, males of militia age have increased since 1890 at a somewhat more rapid rate than the population as a whole.

Comparing the increase in males of militia age with the general increase for each element of the population, the same conditions are apparent except for native white males of native parentage who are of militia age. For this element there has been an increase since 1890 of only 18 per cent, as against an increase of 18.5 per cent for the entire number of native white persons of native parentage. Native white males of foreign parentage who are of militia age have increased 43.8 per cent during the decade, as against an increase for this element of the entire population of 36.1 per cent. Similarly, there has been an increase in foreign white males of militia age of 13.3 per cent, as against an increase of 12.1 per cent for all foreign white persons, and an increase of 24.7 per cent for colored males of militia age, as against an increase of 18.8 per cent for all colored persons.

MALES OF MILITIA AGE.

TABLE XXXVI.—Males of militia age, classified by general nativity and color, by states and territories arranged geographically: 1900.

| STATES AND TERRITORIES. | Aggregate. | Native born. | Foreign born. | Total white. | NATIVE WHITE. | | | | COLORED. | | | |
|--------------------------------------|------------|--------------|---------------|--------------|---------------|-----------------|------------------|----------------|-----------|---------------------|---------|-----------------------|
| | | | | | Total. | Native parents. | Foreign parents. | Foreign white. | Total. | Negro. ¹ | Indian. | Chinese and Japanese. |
| The United States ² | 16,860,868 | 13,132,280 | 3,228,083 | 14,495,395 | 11,402,403 | 8,071,954 | 3,330,449 | 3,092,992 | 1,864,963 | 1,686,323 | 47,735 | 130,910 |
| North Atlantic division..... | 4,705,045 | 3,235,169 | 1,469,376 | 4,587,419 | 3,132,971 | 1,929,651 | 1,203,320 | 1,454,448 | 117,626 | 103,588 | 1,936 | 12,102 |
| Maine..... | 142,175 | 115,499 | 26,676 | 141,616 | 115,111 | 96,430 | 18,681 | 26,505 | 559 | 294 | 167 | 98 |
| New Hampshire..... | 83,149 | 61,400 | 26,749 | 87,890 | 61,241 | 47,679 | 13,562 | 26,649 | 259 | 160 | 2 | 97 |
| Vermont..... | 70,850 | 58,259 | 12,591 | 70,615 | 58,059 | 42,351 | 15,708 | 12,556 | 235 | 204 | | 31 |
| Massachusetts..... | 632,369 | 379,147 | 253,222 | 621,270 | 371,651 | 203,316 | 168,335 | 249,619 | 11,099 | 8,523 | 125 | 2,451 |
| Rhode Island..... | 95,737 | 56,459 | 39,278 | 93,277 | 54,480 | 28,476 | 26,004 | 33,797 | 2,460 | 2,142 | 13 | 305 |
| Connecticut..... | 207,696 | 131,605 | 76,091 | 203,722 | 123,190 | 72,168 | 56,022 | 75,532 | 3,974 | 3,447 | 24 | 503 |
| New York..... | 1,639,395 | 1,078,237 | 561,158 | 1,605,624 | 1,051,690 | 544,138 | 507,552 | 553,934 | 33,771 | 28,858 | 1,068 | 5,845 |
| New Jersey..... | 422,758 | 283,427 | 134,331 | 403,873 | 270,879 | 160,562 | 110,317 | 132,994 | 13,885 | 17,658 | 21 | 1,206 |
| Pennsylvania..... | 1,405,916 | 1,066,136 | 339,780 | 1,359,532 | 1,021,670 | 734,531 | 287,139 | 337,862 | 46,384 | 44,302 | 516 | 1,566 |
| South Atlantic division..... | 1,979,974 | 1,919,505 | 60,469 | 1,307,535 | 1,250,366 | 1,159,974 | 90,392 | 57,169 | 672,439 | 669,921 | 1,115 | 1,403 |
| Delaware..... | 40,029 | 35,681 | 4,348 | 33,361 | 29,069 | 24,084 | 4,985 | 4,292 | 6,668 | 6,622 | 2 | 44 |
| Maryland..... | 243,776 | 220,933 | 22,843 | 195,596 | 173,274 | 131,720 | 41,554 | 22,322 | 43,180 | 47,746 | | 434 |
| District of Columbia..... | 62,981 | 58,087 | 4,894 | 43,957 | 39,457 | 29,307 | 9,650 | 4,500 | 19,024 | 18,677 | 7 | 340 |
| Virginia..... | 346,030 | 340,247 | 5,783 | 229,857 | 224,345 | 216,888 | 7,457 | 5,512 | 116,173 | 115,872 | 91 | 210 |
| West Virginia..... | 200,503 | 192,516 | 7,987 | 136,833 | 178,594 | 166,264 | 12,630 | 7,989 | 13,670 | 13,621 | 3 | 46 |
| North Carolina..... | 326,202 | 324,855 | 1,347 | 226,576 | 225,287 | 223,643 | 1,644 | 1,289 | 99,626 | 98,691 | 895 | 40 |
| South Carolina..... | 236,767 | 235,261 | 1,506 | 106,406 | 104,983 | 102,298 | 2,685 | 1,423 | 130,361 | 130,283 | 24 | 54 |
| Georgia..... | 409,186 | 405,359 | 3,827 | 224,172 | 220,568 | 214,987 | 5,581 | 3,604 | 185,014 | 184,863 | 8 | 143 |
| Florida..... | 114,500 | 106,566 | 7,934 | 60,777 | 54,489 | 50,283 | 4,206 | 6,283 | 53,723 | 53,546 | 85 | 92 |
| North Central division..... | 5,704,170 | 4,510,213 | 1,193,957 | 5,567,707 | 4,377,780 | 2,777,858 | 1,599,922 | 1,189,927 | 136,463 | 123,064 | 10,388 | 3,011 |
| Ohio..... | 893,327 | 774,274 | 119,053 | 869,316 | 750,719 | 523,276 | 227,443 | 118,597 | 24,011 | 23,684 | 18 | 309 |
| Indiana..... | 530,615 | 498,893 | 31,722 | 516,250 | 484,715 | 389,203 | 95,512 | 31,535 | 14,365 | 14,147 | 51 | 167 |
| Illinois..... | 1,091,472 | 795,822 | 295,650 | 1,065,605 | 771,351 | 455,457 | 315,894 | 294,254 | 25,867 | 24,671 | 7 | 1,189 |
| Michigan..... | 516,802 | 359,128 | 157,674 | 511,594 | 354,491 | 197,253 | 157,233 | 157,103 | 5,208 | 3,765 | 1,244 | 199 |
| Wisconsin..... | 425,825 | 290,391 | 134,934 | 423,339 | 283,588 | 88,665 | 199,923 | 134,751 | 2,486 | 746 | 1,561 | 179 |
| Minnesota..... | 399,734 | 234,386 | 165,348 | 396,315 | 231,175 | 81,312 | 149,863 | 165,140 | 3,419 | 1,772 | 1,487 | 160 |
| Iowa..... | 475,760 | 396,201 | 79,559 | 472,240 | 392,770 | 243,701 | 149,069 | 79,470 | 3,520 | 3,373 | 61 | 86 |
| Missouri..... | 662,923 | 609,646 | 53,282 | 624,616 | 571,731 | 434,875 | 136,856 | 52,885 | 33,312 | 37,949 | 32 | 331 |
| North Dakota..... | 80,191 | 37,465 | 42,726 | 78,700 | 36,216 | 16,582 | 19,634 | 42,484 | 1,491 | 93 | 1,255 | 143 |
| South Dakota..... | 87,505 | 59,049 | 28,456 | 83,694 | 55,339 | 27,312 | 28,027 | 23,353 | 3,811 | 137 | 3,679 | 95 |
| Nebraska..... | 235,572 | 181,752 | 53,820 | 232,839 | 179,160 | 117,542 | 61,613 | 53,679 | 2,733 | 2,010 | 597 | 126 |
| Kansas..... | 304,439 | 272,706 | 31,733 | 293,199 | 261,525 | 202,675 | 58,850 | 31,674 | 11,240 | 10,717 | 496 | 27 |
| South Central division..... | 2,717,895 | 2,620,794 | 97,101 | 1,931,303 | 1,836,219 | 1,675,111 | 161,103 | 95,084 | 786,592 | 773,682 | 11,572 | 1,338 |
| Kentucky..... | 423,622 | 413,709 | 9,913 | 368,932 | 359,083 | 320,525 | 38,563 | 9,844 | 59,690 | 59,635 | 15 | 40 |
| Tennessee..... | 384,249 | 379,751 | 4,498 | 294,721 | 290,313 | 280,109 | 10,204 | 4,408 | 89,523 | 89,452 | 15 | 61 |
| Alabama..... | 323,949 | 324,516 | 4,433 | 137,043 | 132,725 | 175,989 | 6,736 | 4,313 | 141,906 | 141,823 | 23 | 50 |
| Mississippi..... | 289,599 | 287,245 | 2,354 | 121,989 | 119,826 | 115,168 | 4,658 | 2,163 | 167,610 | 167,061 | 402 | 147 |
| Louisiana..... | 268,739 | 255,032 | 13,657 | 145,839 | 132,732 | 104,614 | 28,118 | 13,107 | 122,900 | 122,381 | 107 | 412 |
| Texas..... | 599,221 | 547,750 | 51,471 | 485,221 | 434,637 | 380,143 | 54,499 | 50,584 | 114,000 | 113,343 | 102 | 555 |
| Indian Territory..... | 32,252 | 30,475 | 1,777 | 65,880 | 64,133 | 61,675 | 2,458 | 1,747 | 16,372 | 7,640 | 3,715 | 17 |
| Oklahoma..... | 85,884 | 80,934 | 4,950 | 80,412 | 75,503 | 66,946 | 8,557 | 4,909 | 5,472 | 3,287 | 2,161 | 24 |
| Arkansas..... | 250,380 | 246,332 | 4,048 | 131,266 | 177,262 | 169,937 | 7,325 | 4,004 | 69,114 | 69,055 | 27 | 32 |
| Western division..... | 1,075,618 | 753,246 | 322,372 | 994,836 | 723,405 | 471,812 | 251,593 | 271,431 | 80,782 | 9,797 | 17,340 | 53,645 |
| Montana..... | 83,574 | 49,533 | 34,041 | 77,798 | 46,912 | 28,454 | 18,458 | 30,886 | 5,776 | 557 | 2,195 | 3,024 |
| Wyoming..... | 32,988 | 24,158 | 8,830 | 31,621 | 23,341 | 16,037 | 7,304 | 8,280 | 1,367 | 449 | 345 | 573 |
| Colorado..... | 142,136 | 106,609 | 35,527 | 139,020 | 103,376 | 76,092 | 27,784 | 35,144 | 3,116 | 2,501 | 235 | 380 |
| New Mexico..... | 41,464 | 36,749 | 4,715 | 38,126 | 33,615 | 29,730 | 3,885 | 4,511 | 3,338 | 653 | 2,471 | 214 |
| Arizona..... | 34,231 | 24,207 | 10,024 | 27,427 | 18,531 | 12,556 | 6,025 | 8,846 | 6,804 | 1,047 | 4,538 | 1,169 |
| Utah..... | 53,755 | 40,683 | 13,072 | 52,262 | 39,820 | 14,978 | 24,842 | 12,442 | 1,493 | 327 | 526 | 640 |
| Nevada..... | 11,596 | 7,854 | 3,742 | 9,832 | 6,303 | 3,655 | 3,148 | 3,049 | 1,744 | 37 | 977 | 730 |
| Idaho..... | 41,783 | 31,674 | 10,109 | 39,316 | 30,833 | 20,238 | 10,600 | 8,473 | 2,467 | 104 | 702 | 1,661 |
| Washington..... | 149,586 | 100,731 | 48,855 | 140,131 | 97,925 | 70,391 | 27,534 | 42,206 | 9,455 | 1,009 | 1,750 | 6,696 |
| Oregon..... | 105,623 | 80,020 | 25,603 | 96,427 | 73,137 | 59,595 | 18,542 | 18,290 | 9,201 | 455 | 852 | 7,894 |
| California..... | 378,877 | 251,028 | 127,849 | 342,856 | 243,557 | 140,036 | 103,471 | 99,299 | 36,021 | 2,658 | 2,699 | 30,664 |
| Alaska..... | 19,703 | 12,371 | 7,332 | 13,329 | 6,999 | 4,431 | 2,568 | 6,330 | 6,374 | 141 | 5,357 | 376 |
| Hawaii..... | 72,596 | 10,064 | 62,532 | 14,553 | 9,763 | 8,175 | 1,588 | 4,790 | 53,043 | 66 | | 57,977 |

¹Includes all persons of negro descent.

²Includes persons in the military and naval service of the United States (including civilian employees, etc.) stationed abroad, not credited to any state or territory.

The males of militia age in the several states and territories in 1900 are distributed by percentages, according to native or foreign birth, in table XXXVII, and these percentages are brought into comparison with

similar percentages for 1890, the latter being based upon the figures contained in the printed report for that census.

TABLE XXXVII.—Percentage of native and foreign born of total males of militia age, by states and territories arranged geographically: 1890 and 1900.

| STATES AND TERRITORIES. | 1900 | | 1890 | | STATES AND TERRITORIES. | 1900 | | 1890 | |
|--------------------------------------|--------------|---------------|--------------|---------------|-----------------------------------|--------------|---------------|--------------|---------------|
| | Native born. | Foreign born. | Native born. | Foreign born. | | Native born. | Foreign born. | Native born. | Foreign born. |
| The United States ¹ | 80.3 | 19.7 | 78.8 | 21.2 | North Central division—Continued. | | | | |
| North Atlantic division..... | 68.8 | 31.2 | 70.5 | 29.5 | Missouri | 92.0 | 8.0 | 88.7 | 11.3 |
| Maine..... | 81.2 | 18.8 | 84.3 | 15.7 | North Dakota..... | 46.7 | 53.3 | 37.8 | 62.2 |
| New Hampshire | 69.7 | 30.3 | 74.1 | 25.9 | South Dakota..... | 67.5 | 32.5 | 60.5 | 39.5 |
| Vermont..... | 82.2 | 17.8 | 82.5 | 17.5 | Nebraska..... | 77.2 | 22.8 | 73.0 | 27.0 |
| Massachusetts | 60.0 | 40.0 | 63.0 | 37.0 | Kansas..... | 89.6 | 10.4 | 85.9 | 14.1 |
| Rhode Island | 59.0 | 41.0 | 61.5 | 38.5 | South Central division..... | 96.4 | 3.6 | 95.5 | 4.5 |
| Connecticut | 68.4 | 36.6 | 67.5 | 32.5 | Kentucky..... | 97.7 | 2.3 | 96.3 | 3.7 |
| New York..... | 65.8 | 34.2 | 66.8 | 33.2 | Tennessee | 98.8 | 1.2 | 98.2 | 1.8 |
| New Jersey | 68.2 | 31.8 | 69.5 | 30.5 | Alabama..... | 96.7 | 1.3 | 98.2 | 1.8 |
| Pennsylvania | 75.8 | 24.2 | 76.7 | 23.3 | Mississippi..... | 99.2 | 0.8 | 98.9 | 1.1 |
| South Atlantic division..... | 96.9 | 3.1 | 96.6 | 3.4 | Louisiana..... | 94.9 | 5.1 | 94.1 | 5.9 |
| Delaware | 89.1 | 10.9 | 89.6 | 10.4 | Texas..... | 91.4 | 8.6 | 88.9 | 11.1 |
| Maryland | 90.6 | 9.4 | 89.4 | 10.6 | Indian Territory..... | 97.8 | 2.2 | | |
| District of Columbia..... | 92.2 | 7.8 | 91.3 | 8.7 | Oklahoma | 94.2 | 5.8 | 92.7 | 7.3 |
| Virginia | 98.3 | 1.7 | 98.1 | 1.9 | Arkansas | 98.4 | 1.6 | 97.9 | 2.1 |
| West Virginia..... | 96.0 | 4.0 | 96.8 | 3.2 | Western division..... | 70.0 | 30.0 | 61.9 | 38.1 |
| North Carolina | 99.6 | 0.4 | 99.6 | 0.4 | Montana..... | 59.3 | 40.7 | 55.2 | 44.8 |
| South Carolina..... | 99.4 | 0.6 | 99.2 | 0.8 | Wyoming | 73.2 | 26.8 | 68.6 | 31.4 |
| Georgia..... | 99.1 | 0.9 | 98.8 | 1.2 | Colorado..... | 75.0 | 25.0 | 71.3 | 28.7 |
| Florida | 93.1 | 6.9 | 90.3 | 9.7 | New Mexico..... | 88.6 | 11.4 | 86.8 | 13.2 |
| North Central division | 79.1 | 20.9 | 75.4 | 24.6 | Arizona..... | 70.7 | 29.3 | 59.2 | 40.8 |
| Ohio | 86.7 | 13.3 | 85.0 | 15.0 | Utah..... | 75.7 | 24.3 | 66.6 | 33.4 |
| Indiana..... | 94.0 | 6.0 | 98.0 | 7.0 | Nevada..... | 67.7 | 32.3 | 51.4 | 48.6 |
| Illinois..... | 72.9 | 27.1 | 70.3 | 29.7 | Idaho..... | 75.8 | 24.2 | 68.1 | 31.9 |
| Michigan..... | 69.5 | 30.5 | 63.8 | 36.2 | Washington..... | 67.3 | 32.7 | 61.7 | 38.3 |
| Wisconsin..... | 68.3 | 31.7 | 59.9 | 40.1 | Oregon..... | 75.8 | 24.2 | 68.7 | 31.3 |
| Minnesota..... | 58.6 | 41.4 | 48.9 | 51.1 | California..... | 66.3 | 33.7 | 58.7 | 46.3 |
| Iowa..... | 83.3 | 16.7 | 78.0 | 22.0 | Alaska..... | 62.8 | 37.2 | | |
| | | | | | Hawaii..... | 13.9 | 86.1 | | |

¹Includes in 1900 persons in the military and naval service of the United States (including civilian employees, etc.) stationed abroad, not credited to any state or territory.

Of all the males of militia age in 1900, 80.3 per cent are native born and 19.7 per cent foreign born. Compared with similar percentages for 1890 these figures show that in 1900 there is a smaller proportion of foreign born males of militia age and a corresponding increase in the proportion of native born males of militia age. In all the New England states, however, and also in New York, New Jersey, Pennsylvania, Delaware, and West Virginia, there is a larger proportion of foreign born among the males of militia age in 1900 than there was ten years ago. In the remaining states and territories of the United States proper, foreign born males of militia age constitute a smaller proportion of the whole number of such persons in 1900 than

they did in 1890; this is due principally, as explained in Part I,¹ to the concentration in the more easterly states of practically four-fifths of all the increase since 1890 in the entire body of foreign born.

The males of militia age in 1900 are further distributed by percentages, according to general nativity and color, in table XXXVIII, similar percentages being given for 1890, based upon the figures contained in the printed report for that census.

The constituents of the male population of militia age in 1900 are presented graphically by states and territories in the diagram on plate 4.

¹ Report on Population, Census of 1900, Part I, pages cii, ciii.

MALES OF MILITIA AGE.

TABLE XXXVIII.—Percentage of native white, foreign white, and colored of total males of militia age, by states and territories arranged geographically: 1890 and 1900.

| STATES AND TERRITORIES. | 1900 | | | | | | | 1890 | | | |
|--------------------------------------|-----------------|------------------|----------------|----------|---------------------|------------------|-----------------------|-----------------|------------------|----------------|-----------------------------|
| | NATIVE WHITE. | | Foreign white. | COLORED. | | | | NATIVE WHITE. | | Foreign white. | Total colored. ² |
| | Native parents. | Foreign parents. | | Total. | Negro. ¹ | Indian. | Chinese and Japanese. | Native parents. | Foreign parents. | | |
| The United States ³ | 49.3 | 20.4 | 18.9 | 11.4 | 10.3 | 0.8 | 0.8 | 51.2 | 17.5 | 20.5 | 10.8 |
| North Atlantic division..... | 41.0 | 25.6 | 30.9 | 2.5 | 2.2 | (⁴) | 0.3 | 45.4 | 23.4 | 29.3 | 1.9 |
| Maine..... | 67.8 | 13.1 | 18.7 | 0.4 | 0.2 | 0.1 | 0.1 | 73.6 | 10.5 | 15.6 | 0.3 |
| New Hampshire..... | 54.1 | 15.4 | 30.2 | 0.3 | 0.2 | (⁴) | 0.1 | 63.4 | 10.6 | 25.8 | 0.2 |
| Vermont..... | 59.8 | 22.2 | 17.7 | 0.3 | 0.3 | (⁴) | (⁴) | 62.8 | 19.4 | 17.4 | 0.4 |
| Massachusetts..... | 32.1 | 26.6 | 39.5 | 1.8 | 1.4 | (⁴) | 0.4 | 39.0 | 23.1 | 36.6 | 1.3 |
| Rhode Island..... | 29.7 | 27.2 | 40.5 | 2.6 | 2.3 | (⁴) | 0.3 | 36.1 | 23.4 | 38.2 | 2.3 |
| Connecticut..... | 34.7 | 27.0 | 36.4 | 1.9 | 1.7 | (⁴) | 0.2 | 42.8 | 23.0 | 32.3 | 1.9 |
| New York..... | 33.2 | 30.9 | 33.8 | 2.1 | 1.6 | 0.1 | 0.4 | 36.2 | 29.4 | 32.9 | 1.5 |
| New Jersey..... | 33.0 | 26.1 | 31.4 | 4.5 | 4.2 | (⁴) | 0.3 | 42.9 | 23.1 | 30.2 | 3.8 |
| Pennsylvania..... | 52.3 | 20.4 | 24.0 | 3.3 | 3.2 | (⁴) | 0.1 | 54.9 | 19.4 | 23.1 | 2.6 |
| South Atlantic division..... | 58.6 | 4.6 | 2.9 | 33.9 | 33.8 | (⁴) | 0.1 | 57.8 | 4.6 | 3.2 | 34.4 |
| Delaware..... | 60.2 | 12.4 | 10.7 | 16.7 | 16.6 | (⁴) | 0.1 | 61.9 | 11.2 | 10.3 | 16.6 |
| Maryland..... | 54.0 | 17.0 | 9.2 | 19.8 | 19.6 | (⁴) | 0.2 | 51.9 | 17.8 | 10.4 | 19.9 |
| District of Columbia..... | 47.4 | 15.3 | 7.1 | 30.2 | 29.7 | (⁴) | 0.5 | 46.6 | 14.0 | 8.4 | 31.0 |
| Virginia..... | 62.7 | 2.1 | 1.6 | 33.6 | 33.5 | (⁴) | 0.1 | 61.0 | 2.0 | 1.8 | 35.2 |
| West Virginia..... | 82.9 | 6.3 | 4.0 | 6.8 | 6.8 | (⁴) | (⁴) | 84.4 | 6.6 | 3.2 | 5.8 |
| North Carolina..... | 68.6 | 0.5 | 0.4 | 30.5 | 30.2 | 0.3 | (⁴) | 67.8 | 0.5 | 0.4 | 31.3 |
| South Carolina..... | 43.2 | 1.1 | 0.6 | 55.1 | 55.1 | (⁴) | (⁴) | 41.4 | 1.2 | 0.8 | 56.6 |
| Georgia..... | 52.5 | 1.4 | 0.9 | 45.2 | 45.2 | (⁴) | (⁴) | 52.2 | 1.3 | 1.1 | 45.4 |
| Florida..... | 43.9 | 3.7 | 5.5 | 46.9 | 46.7 | 0.1 | 0.1 | 47.3 | 3.5 | 7.8 | 41.4 |
| North Central division..... | 48.7 | 28.0 | 20.9 | 2.4 | 2.2 | 0.2 | (⁴) | 51.0 | 22.4 | 24.5 | 2.1 |
| Ohio..... | 58.6 | 25.4 | 13.3 | 2.7 | 2.7 | (⁴) | (⁴) | 59.0 | 23.4 | 15.0 | 2.6 |
| Indiana..... | 73.4 | 18.0 | 5.9 | 2.7 | 2.7 | (⁴) | (⁴) | 74.8 | 15.9 | 7.0 | 2.3 |
| Illinois..... | 41.7 | 28.9 | 27.0 | 2.4 | 2.3 | (⁴) | 0.1 | 45.1 | 23.5 | 29.6 | 1.8 |
| Michigan..... | 38.2 | 30.4 | 30.4 | 1.0 | 0.7 | 0.3 | (⁴) | 39.8 | 23.1 | 36.1 | 1.0 |
| Wisconsin..... | 20.8 | 47.0 | 31.6 | 0.6 | 0.2 | 0.4 | (⁴) | 21.1 | 38.5 | 40.0 | 0.4 |
| Minnesota..... | 20.3 | 37.5 | 41.3 | 0.9 | 0.5 | 0.4 | (⁴) | 21.9 | 26.4 | 51.1 | 0.6 |
| Iowa..... | 51.2 | 31.3 | 16.7 | 0.8 | 0.7 | (⁴) | (⁴) | 52.7 | 24.6 | 22.0 | 0.7 |
| Missouri..... | 65.6 | 20.6 | 8.0 | 5.8 | 5.7 | (⁴) | 0.1 | 65.5 | 17.5 | 11.3 | 5.7 |
| North Dakota..... | 20.7 | 24.5 | 53.0 | 1.8 | 0.1 | 1.5 | 0.2 | 20.2 | 17.4 | 62.0 | 0.4 |
| South Dakota..... | 31.2 | 32.0 | 32.4 | 4.4 | 0.2 | 4.1 | 0.1 | 36.6 | 23.4 | 39.4 | 0.6 |
| Nebraska..... | 49.9 | 26.1 | 22.8 | 1.2 | 0.8 | 0.3 | 0.1 | 55.1 | 16.5 | 26.9 | 1.5 |
| Kansas..... | 66.6 | 19.3 | 10.4 | 3.7 | 3.5 | 0.2 | 0.1 | 68.5 | 14.3 | 14.0 | 3.2 |
| South Central division..... | 61.6 | 5.9 | 3.5 | 29.0 | 28.5 | 0.4 | 0.1 | 60.9 | 5.3 | 4.5 | 29.3 |
| Kentucky..... | 74.8 | 9.0 | 2.3 | 13.9 | 13.9 | (⁴) | (⁴) | 73.5 | 8.5 | 3.7 | 14.3 |
| Tennessee..... | 72.9 | 2.7 | 1.1 | 23.3 | 23.3 | (⁴) | (⁴) | 72.9 | 2.3 | 1.8 | 23.0 |
| Alabama..... | 53.5 | 2.1 | 1.3 | 43.1 | 43.1 | (⁴) | (⁴) | 54.4 | 1.8 | 1.8 | 42.0 |
| Mississippi..... | 39.8 | 1.6 | 0.7 | 57.9 | 57.7 | 0.1 | 0.1 | 41.4 | 1.7 | 1.0 | 55.9 |
| Louisiana..... | 38.9 | 10.5 | 4.9 | 45.7 | 45.5 | (⁴) | 0.2 | 35.1 | 11.9 | 5.7 | 47.3 |
| Texas..... | 63.4 | 9.1 | 8.5 | 19.0 | 18.9 | (⁴) | 0.1 | 63.2 | 7.0 | 10.9 | 18.9 |
| Indian Territory..... | 75.0 | 3.0 | 2.1 | 19.9 | 9.3 | 10.6 | (⁴) | | | | |
| Oklahoma..... | 77.9 | 10.0 | 5.7 | 6.4 | 3.8 | 2.5 | 0.1 | 81.1 | 7.8 | 7.1 | 4.0 |
| Arkansas..... | 67.9 | 2.9 | 1.6 | 27.6 | 27.6 | (⁴) | (⁴) | 69.1 | 2.3 | 2.1 | 26.5 |
| Western division..... | 43.9 | 23.4 | 25.2 | 7.5 | 0.9 | 1.6 | 5.0 | 42.8 | 17.2 | 30.3 | 9.7 |
| Montana..... | 34.0 | 22.1 | 37.0 | 6.9 | 0.7 | 2.6 | 3.6 | 36.5 | 17.0 | 41.4 | 5.1 |
| Wyoming..... | 48.6 | 22.1 | 25.1 | 4.2 | 1.4 | 1.1 | 1.7 | 48.5 | 18.1 | 29.8 | 3.6 |
| Colorado..... | 53.5 | 19.6 | 24.7 | 2.2 | 1.7 | 0.2 | 0.3 | 54.9 | 14.8 | 27.9 | 2.4 |
| New Mexico..... | 71.7 | 9.4 | 10.9 | 8.0 | 1.6 | 5.9 | 0.5 | 71.2 | 8.3 | 12.3 | 8.2 |
| Arizona..... | 36.7 | 17.6 | 25.8 | 19.9 | 3.1 | 13.4 | 3.4 | 37.7 | 14.5 | 35.4 | 12.4 |
| Utah..... | 27.9 | 46.2 | 23.1 | 2.8 | 0.6 | 1.0 | 1.2 | 32.2 | 33.7 | 31.9 | 2.2 |
| Nevada..... | 31.5 | 27.2 | 26.3 | 15.0 | 0.3 | 8.4 | 6.3 | 26.6 | 18.4 | 34.6 | 20.4 |
| Idaho..... | 48.4 | 25.4 | 20.3 | 5.9 | 0.2 | 1.7 | 4.0 | 47.3 | 20.5 | 27.8 | 4.4 |
| Washington..... | 47.1 | 18.4 | 28.2 | 6.3 | 0.7 | 1.1 | 4.5 | 46.5 | 14.2 | 35.9 | 3.4 |
| Oregon..... | 56.4 | 17.6 | 17.3 | 8.7 | 0.4 | 0.8 | 7.5 | 56.1 | 11.8 | 22.9 | 9.2 |
| California..... | 37.0 | 27.3 | 26.2 | 9.5 | 0.7 | 0.7 | 8.1 | 32.9 | 19.3 | 30.6 | 17.2 |
| Alaska..... | 22.5 | 13.0 | 32.1 | 32.4 | 0.7 | 27.2 | 4.5 | | | | |
| Hawaii..... | 11.3 | 2.2 | 6.6 | 79.9 | 0.1 | | 79.8 | | | | |

¹ Includes all persons of negro descent.

² Persons of negro descent, Chinese, Japanese, and Indians.

³ Includes in 1900 persons in the military and naval service of the United States (including civilian employees, etc.) stationed abroad, not credited to any state or territory.

⁴ Less than one-tenth of 1 per cent.

As shown by table xxxviii, 49.3 per cent, or not quite one-half, of all the males of militia age in 1900 are native whites of native parentage, as compared with 51.2 per cent in 1890. There has been a loss also in the proportion of foreign white males of militia age in 1900 as compared with 1890, the loss in the two elements named being offset by a corresponding increase in the proportion of colored males and native white

males of foreign parentage who are of militia age. The males of militia age in 1900 are classified by age periods, conjugal condition, and literacy, for the entire area of enumeration and separately for the mainland of the United States, in table xxxix, the figures being derived from the general tables relating to these subjects contained in this volume.

TABLE XXXIX.—Males of militia age, classified by general nativity, color, age periods, conjugal condition, and literacy: 1900.

ENTIRE AREA OF ENUMERATION.

| AGE PERIODS, CONJUGAL CONDITION, AND LITERACY. | NUMBERS. | | | | | | | | PERCENTAGES. | | | | | | | |
|--|------------|-----------------|------------------|----------------|---------------------|-----------|------------|----------|--------------|-----------------|------------------|----------------|---------------------|-----------|------------|----------|
| | Total. | Native white. | | Foreign white. | Negro. ¹ | Chi-nese. | Japa-nese. | In-dian. | Total. | Native white. | | Foreign white. | Negro. ¹ | Chi-nese. | Japa-nese. | In-dian. |
| | | Native parents. | Foreign parents. | | | | | | | Native parents. | Foreign parents. | | | | | |
| Aggregate | 16,360,363 | 8,071,954 | 3,330,449 | 3,092,992 | 1,686,323 | 67,989 | 62,921 | 47,785 | 100.0 | 100.0 | 100.0 | 100.0 | 100.0 | 100.0 | 100.0 | 100.0 |
| <i>Age periods.</i> | | | | | | | | | | | | | | | | |
| 18 to 20 years | 2,214,357 | 1,218,173 | 477,185 | 214,779 | 285,796 | 2,986 | 6,961 | 8,477 | 13.5 | 15.1 | 14.8 | 6.9 | 16.9 | 4.4 | 11.1 | 17.8 |
| 21 to 24 years | 2,940,686 | 1,530,940 | 640,167 | 379,911 | 362,755 | 5,049 | 13,549 | 8,815 | 18.0 | 19.0 | 19.2 | 12.3 | 21.5 | 7.4 | 21.5 | 17.4 |
| 25 to 29 years | 3,369,077 | 1,648,092 | 724,514 | 595,920 | 362,063 | 10,073 | 18,747 | 9,668 | 20.6 | 20.4 | 21.8 | 19.3 | 21.5 | 14.8 | 29.8 | 20.2 |
| 30 to 34 years | 2,931,037 | 1,379,365 | 589,464 | 665,347 | 262,784 | 13,690 | 12,162 | 7,725 | 17.9 | 17.1 | 17.7 | 21.5 | 15.6 | 20.1 | 19.3 | 16.2 |
| 35 to 39 years | 2,636,434 | 1,195,910 | 497,142 | 676,702 | 233,677 | 18,612 | 7,460 | 6,931 | 16.1 | 14.8 | 14.9 | 21.9 | 13.9 | 27.4 | 11.9 | 14.5 |
| 40 to 44 years | 2,268,772 | 1,099,474 | 401,977 | 559,333 | 179,248 | 17,579 | 4,042 | 6,619 | 13.9 | 13.6 | 12.1 | 18.1 | 10.6 | 25.9 | 6.4 | 13.9 |
| <i>Conjugal condition.</i> | | | | | | | | | | | | | | | | |
| Single | 7,519,886 | 3,644,975 | 1,332,928 | 1,223,378 | 706,478 | 45,665 | 43,911 | 17,051 | 46.0 | 45.2 | 55.0 | 39.7 | 41.9 | 67.2 | 69.8 | 35.7 |
| Married | 8,464,976 | 4,244,255 | 1,439,224 | 1,304,155 | 910,383 | 20,991 | 17,986 | 23,027 | 51.7 | 52.6 | 43.2 | 53.3 | 54.0 | 30.9 | 28.5 | 53.7 |
| Widowed | 283,669 | 138,758 | 45,460 | 47,002 | 54,558 | 457 | 479 | 1,955 | 1.8 | 1.7 | 1.4 | 1.5 | 3.2 | 0.7 | 0.8 | 4.1 |
| Divorced | 45,190 | 25,336 | 7,525 | 4,739 | 7,055 | 16 | 100 | 319 | 0.3 | 0.3 | 0.2 | 0.2 | 0.4 | (?) | 0.1 | 0.7 |
| Unknown | 41,642 | 18,530 | 5,312 | 3,168 | 7,344 | 860 | 495 | 383 | 0.2 | 0.2 | 0.2 | 0.3 | 0.5 | 1.2 | 0.8 | 0.8 |
| <i>Literacy.</i> | | | | | | | | | | | | | | | | |
| Literate | 14,849,841 | 7,667,495 | 3,278,015 | 2,739,718 | 1,052,918 | 48,289 | 42,144 | 21,262 | 90.8 | 95.0 | 98.4 | 88.6 | 62.4 | 71.0 | 67.0 | 44.5 |
| Illiterate | 1,510,522 | 404,459 | 52,434 | 353,274 | 633,405 | 19,700 | 20,777 | 26,473 | 9.2 | 5.0 | 1.6 | 11.4 | 37.6 | 29.0 | 33.0 | 55.5 |

MAINLAND OF THE UNITED STATES.

| | | | | | | | | | | | | | | | | |
|----------------------------|------------|-----------|-----------|-----------|-----------|--------|--------|--------|-------|-------|-------|-------|-------|-------|-------|-------|
| Aggregate ... | 16,182,702 | 8,014,406 | 3,306,335 | 3,063,059 | 1,630,052 | 51,306 | 20,193 | 42,351 | 100.0 | 100.0 | 100.0 | 100.0 | 100.0 | 100.0 | 100.0 | 100.0 |
| <i>Age periods.</i> | | | | | | | | | | | | | | | | |
| 18 to 20 years | 2,196,126 | 1,209,930 | 474,124 | 213,254 | 284,899 | 1,869 | 4,507 | 7,543 | 13.6 | 15.1 | 14.4 | 7.0 | 16.9 | 3.7 | 22.3 | 17.8 |
| 21 to 24 years | 2,888,931 | 1,508,184 | 630,978 | 374,473 | 359,965 | 3,085 | 4,754 | 7,487 | 17.9 | 18.3 | 19.1 | 12.2 | 21.4 | 6.0 | 23.5 | 17.7 |
| 25 to 29 years | 3,323,543 | 1,634,867 | 718,494 | 589,521 | 360,597 | 6,215 | 5,343 | 8,506 | 20.5 | 20.4 | 21.7 | 19.2 | 21.5 | 12.1 | 26.5 | 20.1 |
| 30 to 34 years | 2,901,321 | 1,372,529 | 586,215 | 660,702 | 262,130 | 9,902 | 3,025 | 6,318 | 17.9 | 17.1 | 17.7 | 21.5 | 15.6 | 19.3 | 15.0 | 16.1 |
| 35 to 39 years | 2,616,865 | 1,192,071 | 495,473 | 672,304 | 233,371 | 15,390 | 1,613 | 6,143 | 16.2 | 14.9 | 15.0 | 21.9 | 13.9 | 30.0 | 8.0 | 14.5 |
| 40 to 44 years | 2,255,916 | 1,096,325 | 401,051 | 557,300 | 179,090 | 14,345 | 951 | 5,854 | 13.9 | 13.7 | 12.1 | 18.2 | 10.7 | 28.9 | 4.7 | 13.8 |
| <i>Conjugal condition.</i> | | | | | | | | | | | | | | | | |
| Single | 7,332,895 | 3,596,637 | 1,311,220 | 1,209,324 | 700,878 | 33,318 | 16,075 | 15,443 | 45.6 | 44.9 | 54.8 | 39.4 | 41.7 | 65.0 | 79.6 | 36.5 |
| Married | 8,429,136 | 4,237,147 | 1,437,365 | 1,799,463 | 909,959 | 16,992 | 3,670 | 24,540 | 52.1 | 52.9 | 43.5 | 53.6 | 54.2 | 33.1 | 18.2 | 57.9 |
| Widowed | 286,683 | 138,049 | 45,235 | 46,757 | 54,481 | 369 | 55 | 1,737 | 1.8 | 1.7 | 1.4 | 1.5 | 3.2 | 0.7 | 0.8 | 4.1 |
| Divorced | 44,645 | 25,156 | 7,432 | 4,731 | 7,020 | 10 | 4 | 292 | 0.3 | 0.3 | 0.2 | 0.2 | 0.4 | (?) | (?) | 0.7 |
| Unknown | 39,343 | 17,417 | 5,033 | 7,784 | 7,714 | 617 | 389 | 339 | 0.2 | 0.2 | 0.1 | 0.3 | 0.5 | 1.2 | 1.9 | 0.8 |
| <i>Literacy.</i> | | | | | | | | | | | | | | | | |
| Literate | 14,703,859 | 7,610,635 | 3,254,005 | 2,716,367 | 1,047,126 | 38,212 | 16,538 | 20,476 | 90.9 | 95.0 | 98.4 | 88.6 | 62.3 | 74.5 | 81.9 | 48.3 |
| Illiterate | 1,478,843 | 403,771 | 52,330 | 351,192 | 632,926 | 13,094 | 3,655 | 21,875 | 9.1 | 5.0 | 1.6 | 11.4 | 37.7 | 25.5 | 18.1 | 51.7 |

¹Includes all persons of negro descent

²Less than one-tenth of 1 per cent.

Table xxxix affords a very good picture of the different elements comprising the natural militia of the country in 1900. For the mainland of the United States, the table shows that of all males of militia age 31.5 per cent are under 25 years, 38.4 per cent are from 25 to 34 years, and 30.1 per cent are from 35 to 44 years of age. The proportions reported for the several elements at the different ages vary considerably, notably in the very large proportion of native whites (those of both native and foreign parentage) from 25 to 34 years, the small proportion of foreign whites and Chinese under 25 years, and the very large proportion of Japanese under 30 years of age.

Analyzed with respect to conjugal condition, it appears that a little more than one-half of all males of militia age are married, but the proportion of married is somewhat larger than the average for the foreign

white, negro, and Indian elements, considerably lower for the native whites of foreign parentage, and very much lower for the Chinese and Japanese elements. The very small proportion of married among the last-named element is due, of course, to the fact that only in recent years have the Japanese come to this country in any numbers, and that this element is made up almost wholly of young adult males.

Nearly 10 per cent of all males of militia age in 1900 are illiterate; this is due principally to the large proportion of illiterates among the negro population generally. More than one-half of all Indian males of militia age are illiterates, but this element is relatively small. Of the native white males of foreign parentage who are of militia age only 1.6 per cent, and of those of native parentage who are of this class only 5 per cent, are illiterate.

MALES OF VOTING AGE.

The presentations relating to males of voting age contained in the general tables (pages 171-249) of this volume, under the heading of "School, Militia, and Voting Ages", are limited to a classification of their number according to general nativity and color, but detailed presentations according to literacy, citizenship, country of birth, parentage, and length of residence in the United States are contained in Part I,¹ under the heading of "Citizenship, and Years in the United States". The textual matter relating to this subject contained in that volume (pages cxviii-cxxi) shows the distribution, relatively, of males of voting age according to general nativity and color for 1900 as compared with 1890, and need not here be reproduced. The figures contained in

tables xc and xcii of that volume are supplemented here by table xl, in which the colored males of voting age in each state and territory in 1900 are distributed in detail, giving, besides their respective numbers, the percentage which each of the colored elements constitutes of all males of voting age.

The constituents of the male population of voting age in the several states and territories in 1900, based upon the percentages contained in the tables referred to above, are shown graphically in the diagram on plate 5. The males of voting age in 1900 are also distributed graphically, by nativity and color and by literacy, in the diagram on plate 6, while the proportion of illiterates among white and negro voters in 1900 in the several states and territories is shown by the maps on plates 7 and 8.

¹ Report on Population, Census of 1900, Part I, pages 907-1006.

STATISTICS OF POPULATION.

TABLE XL.—Colored males of voting age in detail, by states and territories arranged geographically: 1900.

| STATES AND TERRITORIES. | TOTAL COLORED. ¹ | | NEGRO. ² | | INDIAN. | | CHINESE AND JAPANESE. | |
|--------------------------------------|-----------------------------|--|---------------------|--|---------|--|-----------------------|--|
| | Number. | Per cent of total males of voting age. | Number. | Per cent of total males of voting age. | Number. | Per cent of total males of voting age. | Number. | Per cent of total males of voting age. |
| The United States ³ | 2,298,676 | 10.8 | 2,065,989 | 9.7 | 65,627 | 0.3 | 162,060 | 0.8 |
| North Atlantic division..... | 139,771 | 2.2 | 123,328 | 2.0 | 2,210 | (⁴) | 14,233 | 0.2 |
| Maine..... | 807 | 0.4 | 445 | 0.2 | 258 | 0.1 | 104 | 0.1 |
| New Hampshire..... | 339 | 0.3 | 230 | 0.2 | 5 | (⁴) | 104 | 0.1 |
| Vermont..... | 329 | 0.3 | 289 | 0.3 | 3 | (⁴) | 37 | (⁴) |
| Massachusetts..... | 13,416 | 1.6 | 10,456 | 1.3 | 162 | (⁴) | 2,798 | 0.3 |
| Rhode Island..... | 3,143 | 2.5 | 2,765 | 2.2 | 18 | (⁴) | 360 | 0.3 |
| Connecticut..... | 5,214 | 1.9 | 4,576 | 1.7 | 43 | (⁴) | 595 | 0.2 |
| New York..... | 39,908 | 1.8 | 31,425 | 1.4 | 1,477 | 0.1 | 7,006 | 0.3 |
| New Jersey..... | 22,858 | 4.1 | 21,474 | 3.9 | 13 | (⁴) | 1,371 | 0.2 |
| Pennsylvania..... | 53,757 | 3.0 | 51,668 | 2.9 | 231 | (⁴) | 1,858 | 0.1 |
| South Atlantic division..... | 320,292 | 32.9 | 317,224 | 32.7 | 1,337 | 0.1 | 1,681 | 0.1 |
| Delaware..... | 8,426 | 15.6 | 8,374 | 15.5 | 3 | (⁴) | 49 | 0.1 |
| Maryland..... | 60,924 | 18.9 | 60,406 | 18.8 | | | 513 | 0.1 |
| District of Columbia..... | 23,505 | 28.0 | 23,072 | 27.5 | 10 | (⁴) | 423 | 0.5 |
| Virginia..... | 146,436 | 32.7 | 146,122 | 32.6 | 75 | (⁴) | 239 | 0.1 |
| West Virginia..... | 14,841 | 6.0 | 14,786 | 6.0 | 4 | (⁴) | 51 | (⁴) |
| North Carolina..... | 123,815 | 30.7 | 127,114 | 30.4 | 1,155 | 0.3 | 46 | (⁴) |
| South Carolina..... | 152,950 | 54.0 | 152,860 | 54.0 | 29 | (⁴) | 61 | (⁴) |
| Georgia..... | 223,256 | 44.6 | 223,073 | 44.6 | 6 | (⁴) | 177 | (⁴) |
| Florida..... | 61,639 | 44.2 | 61,417 | 44.0 | 105 | 0.1 | 117 | 0.1 |
| North Central division..... | 173,797 | 2.3 | 155,701 | 2.1 | 14,361 | 0.2 | 3,735 | (⁴) |
| Ohio..... | 31,624 | 2.6 | 31,235 | 2.6 | 27 | (⁴) | 362 | (⁴) |
| Indiana..... | 18,445 | 2.6 | 18,186 | 2.6 | 56 | (⁴) | 208 | (⁴) |
| Illinois..... | 31,247 | 2.2 | 29,762 | 2.1 | 12 | (⁴) | 1,473 | 0.1 |
| Michigan..... | 7,233 | 1.0 | 5,193 | 0.7 | 1,800 | 0.3 | 240 | (⁴) |
| Wisconsin..... | 3,502 | 0.6 | 1,006 | 0.2 | 2,231 | 0.4 | 215 | (⁴) |
| Minnesota..... | 4,410 | 0.9 | 2,163 | 0.4 | 2,056 | 0.4 | 186 | 0.1 |
| Iowa..... | 4,633 | 0.7 | 4,441 | 0.7 | 91 | (⁴) | 101 | (⁴) |
| Missouri..... | 46,887 | 5.5 | 46,418 | 5.4 | 26 | (⁴) | 443 | 0.1 |
| North Dakota..... | 1,980 | 2.1 | 115 | 0.1 | 1,711 | 1.8 | 154 | 0.2 |
| South Dakota..... | 5,328 | 4.7 | 184 | 0.2 | 5,000 | 4.4 | 144 | 0.1 |
| Nebraska..... | 3,274 | 1.1 | 2,293 | 0.8 | 802 | 0.3 | 174 | (⁴) |
| Kansas..... | 15,234 | 3.7 | 14,695 | 3.6 | 499 | 0.1 | 40 | (⁴) |
| South Central division..... | 967,594 | 28.6 | 951,724 | 28.2 | 14,014 | 0.4 | 1,856 | (⁴) |
| Kentucky..... | 74,790 | 13.7 | 74,728 | 13.7 | 19 | (⁴) | 43 | (⁴) |
| Tennessee..... | 112,334 | 23.0 | 112,236 | 23.0 | 28 | (⁴) | 70 | (⁴) |
| Alabama..... | 181,568 | 43.9 | 181,471 | 43.9 | 38 | (⁴) | 59 | (⁴) |
| Mississippi..... | 193,647 | 56.9 | 197,936 | 56.7 | 504 | 0.1 | 207 | 0.1 |
| Louisiana..... | 148,065 | 45.4 | 147,343 | 45.2 | 157 | (⁴) | 560 | 0.2 |
| Texas..... | 137,807 | 18.7 | 136,875 | 18.6 | 129 | (⁴) | 803 | 0.1 |
| Indian Territory..... | 19,496 | 20.0 | 9,146 | 9.4 | 10,323 | 10.6 | 27 | (⁴) |
| Oklahoma..... | 7,643 | 7.0 | 4,827 | 4.4 | 2,790 | 2.6 | 31 | (⁴) |
| Arkansas..... | 37,239 | 27.8 | 37,157 | 27.8 | 26 | (⁴) | 56 | (⁴) |
| Western division..... | 114,148 | 7.9 | 12,325 | 0.9 | 25,105 | 1.7 | 76,713 | 5.3 |
| Montana..... | 7,058 | 6.9 | 711 | 0.7 | 2,870 | 2.8 | 3,477 | 3.4 |
| Wyoming..... | 1,636 | 4.3 | 481 | 1.3 | 427 | 1.1 | 723 | 1.9 |
| Colorado..... | 4,092 | 2.2 | 3,215 | 1.7 | 279 | 0.2 | 598 | 0.3 |
| New Mexico..... | 4,263 | 7.7 | 775 | 1.4 | 3,162 | 5.7 | 326 | 0.6 |
| Arizona..... | 9,170 | 20.8 | 1,034 | 2.5 | 6,540 | 14.8 | 1,546 | 3.5 |
| Utah..... | 1,967 | 2.9 | 358 | 0.5 | 777 | 1.2 | 332 | 1.2 |
| Nevada..... | 3,058 | 17.3 | 70 | 0.4 | 1,571 | 8.9 | 1,417 | 8.0 |
| Idaho..... | 3,604 | 6.7 | 130 | 0.3 | 1,197 | 2.2 | 2,277 | 4.2 |
| Washington..... | 11,573 | 5.9 | 1,230 | 0.6 | 2,732 | 1.4 | 7,611 | 3.9 |
| Oregon..... | 13,185 | 9.1 | 560 | 0.4 | 1,133 | 0.8 | 11,442 | 7.9 |
| California..... | 54,542 | 10.0 | 3,711 | 0.7 | 4,367 | 0.8 | 46,464 | 8.5 |
| Alaska..... | 12,003 | 31.6 | 141 | 0.4 | 8,525 | 22.4 | 3,337 | 8.8 |
| Hawaii..... | 60,031 | 75.4 | 93 | 0.1 | | | 59,938 | 75.3 |

¹ Persons of negro descent, Chinese, Japanese, and Indians.² Includes all persons of negro descent.³ Includes persons in the military and naval service of the United States (including civilian employees, etc.) stationed abroad, not credited to any state or territory.⁴ Less than one-tenth of 1 per cent.

MALES OF VOTING AGE.

The males of voting age are classified by age periods, conjugal condition, and literacy, for the entire area of enumeration and separately for the mainland of the United States in 1900, in table xli, the figures being derived from the tables relating to these subjects contained in this volume.

TABLE xli.—Males of voting age, classified by general nativity, color, age periods, conjugal condition, and literacy: 1900.

ENTIRE AREA OF ENUMERATION.

| AGE PERIODS, CONJUGAL CONDITION, AND LITERACY. | NUMBERS. | | | | | | | | PERCENTAGES. | | | | | | | |
|--|------------|-----------------|------------------|----------------|---------------------|---------------|----------------|---------|--------------|-----------------|------------------|----------------|---------------------|------------------|------------------|--------------|
| | Total. | Native white. | | Foreign white. | Negro. ¹ | Chi- nese. | Japa- nese. | Indian. | Total. | Native white. | | Foreign white. | Negro. ¹ | Chi- nese. | Japa- nese. | In- dian. |
| | | Native parents. | Foreign parents. | | | | | | | Native parents. | Foreign parents. | | | | | |
| Aggregate... | 21,329,819 | 10,636,898 | 3,466,721 | 4,932,524 | 2,065,989 | 103,006 | 59,054 | 65,627 | 100.0 | 100.0 | 100.0 | 100.0 | 100.0 | 100.0 | 100.0 | 100.0 |
| <i>Age periods.</i> | | | | | | | | | | | | | | | | |
| 21 to 24 years | 2,940,686 | 1,530,940 | 640,167 | 379,911 | 362,755 | 5,049 | 13,549 | 8,315 | 13.8 | 14.4 | 18.5 | 7.7 | 17.6 | 4.9 | 23.0 | 12.7 |
| 25 to 29 years | 3,369,077 | 1,648,092 | 724,514 | 595,920 | 362,063 | 10,073 | 18,747 | 9,668 | 15.8 | 15.5 | 20.9 | 12.1 | 17.5 | 9.8 | 31.8 | 14.7 |
| 30 to 34 years | 2,931,037 | 1,379,365 | 589,464 | 665,847 | 262,784 | 13,690 | 12,162 | 7,725 | 13.7 | 13.0 | 17.0 | 13.5 | 12.7 | 13.3 | 20.6 | 11.8 |
| 35 to 39 years | 2,636,434 | 1,195,910 | 497,142 | 676,702 | 233,677 | 18,612 | 7,460 | 6,931 | 12.4 | 11.3 | 14.3 | 13.7 | 11.3 | 13.1 | 12.6 | 10.6 |
| 40 to 44 years | 2,268,772 | 1,099,474 | 401,977 | 559,833 | 179,248 | 17,579 | 4,042 | 6,619 | 10.6 | 10.3 | 11.6 | 11.4 | 8.7 | 17.1 | 6.8 | 10.1 |
| 45 to 49 years | 1,845,235 | 939,226 | 246,739 | 470,177 | 168,591 | 13,536 | 1,350 | 5,616 | 8.7 | 8.8 | 7.1 | 9.5 | 8.2 | 13.1 | 2.3 | 8.5 |
| 50 to 54 years | 1,569,273 | 812,910 | 144,480 | 441,288 | 155,233 | 10,027 | 435 | 4,900 | 7.4 | 7.6 | 4.2 | 9.0 | 7.5 | 9.7 | 0.7 | 7.5 |
| 55 to 59 years | 1,147,810 | 606,391 | 89,479 | 345,892 | 97,337 | 5,424 | 98 | 3,189 | 5.4 | 5.7 | 2.6 | 7.0 | 4.7 | 5.3 | 0.2 | 4.9 |
| 60 to 64 years | 919,645 | 484,299 | 56,044 | 286,304 | 85,972 | 4,025 | 103 | 2,898 | 4.3 | 4.6 | 1.6 | 5.8 | 4.2 | 3.9 | 0.2 | 4.4 |
| 65 to 69 years | 668,749 | 362,562 | 33,330 | 213,631 | 56,024 | 1,277 | 11 | 1,914 | 3.1 | 3.4 | 1.0 | 4.3 | 2.7 | 1.2 | (²) | 2.9 |
| 70 to 74 years | 450,160 | 244,907 | 19,023 | 148,149 | 36,237 | 377 | 7 | 1,455 | 2.1 | 2.3 | 0.6 | 3.0 | 1.7 | 0.4 | (²) | 2.2 |
| 75 to 79 years | 261,863 | 146,280 | 11,247 | 82,980 | 20,477 | 98 | 4 | 777 | 1.2 | 1.4 | 0.3 | 1.7 | 1.0 | 0.1 | (²) | 1.2 |
| 80 years and over.. | 176,862 | 97,909 | 8,235 | 49,352 | 20,298 | 44 | 4 | 1,020 | 0.8 | 0.9 | 0.2 | 1.0 | 1.0 | (²) | (²) | 1.5 |
| Age unknown | 144,216 | 88,633 | 4,875 | 16,538 | 25,293 | 3,195 | 1,082 | 4,600 | 0.7 | 0.8 | 0.1 | 0.3 | 1.2 | 3.1 | 1.8 | 7.0 |
| <i>Conjugal condition.</i> | | | | | | | | | | | | | | | | |
| Single | 6,043,962 | 2,782,281 | 1,441,530 | 1,218,642 | 490,302 | 60,304 | 38,371 | 12,532 | 28.4 | 26.2 | 41.6 | 24.7 | 23.8 | 58.6 | 65.0 | 19.1 |
| Married | 13,907,833 | 7,146,047 | 1,901,343 | 3,357,358 | 1,401,186 | 37,217 | 18,835 | 45,842 | 65.2 | 67.2 | 54.8 | 68.1 | 67.8 | 36.1 | 31.9 | 69.8 |
| Widowed | 1,180,291 | 588,798 | 106,275 | 326,957 | 150,652 | 1,541 | 553 | 5,515 | 5.5 | 5.5 | 3.1 | 6.6 | 7.3 | 1.5 | 0.9 | 8.4 |
| Divorced | 84,471 | 48,036 | 11,478 | 13,418 | 10,951 | 34 | 109 | 445 | 0.4 | 0.4 | 0.3 | 0.3 | 0.5 | (²) | 0.2 | 0.7 |
| Unknown | 113,262 | 71,736 | 6,090 | 16,149 | 12,898 | 3,910 | 1,186 | 1,293 | 0.5 | 0.7 | 0.2 | 0.3 | 0.6 | 3.3 | 2.0 | 2.0 |
| <i>Literacy.</i> | | | | | | | | | | | | | | | | |
| Literate | 19,002,279 | 10,017,232 | 3,397,637 | 4,366,987 | 1,088,940 | 70,804 | 39,031 | 21,648 | 89.1 | 94.2 | 98.0 | 88.5 | 82.7 | 68.7 | 66.1 | 33.0 |
| Illiterate | 2,327,540 | 619,666 | 69,084 | 565,537 | 977,049 | 32,202 | 20,028 | 43,979 | 10.9 | 5.8 | 2.0 | 11.5 | 17.3 | 31.3 | 33.9 | 67.0 |

MAINLAND OF THE UNITED STATES.

| | | | | | | | | | | | | | | | | |
|----------------------------|------------|------------|-----------|-----------|-----------|--------|--------|--------|-------|-------|-------|-------|-------|------------------|------------------|-------|
| Aggregate... | 21,134,299 | 10,569,743 | 3,444,684 | 4,904,270 | 2,060,302 | 81,018 | 17,205 | 57,077 | 100.0 | 100.0 | 100.0 | 100.0 | 100.0 | 100.0 | 100.0 | 100.0 |
| <i>Age periods.</i> | | | | | | | | | | | | | | | | |
| 21 to 24 years | 2,888,931 | 1,508,184 | 630,978 | 374,478 | 359,965 | 3,085 | 4,754 | 7,487 | 13.7 | 14.3 | 18.3 | 7.6 | 17.5 | 3.8 | 27.6 | 13.1 |
| 25 to 29 years | 3,323,543 | 1,634,867 | 718,494 | 589,521 | 360,597 | 6,215 | 5,343 | 8,506 | 15.7 | 15.5 | 20.9 | 12.0 | 17.5 | 7.7 | 31.1 | 14.9 |
| 30 to 34 years | 2,901,321 | 1,372,529 | 586,215 | 660,702 | 262,130 | 9,902 | 3,025 | 6,818 | 13.7 | 13.0 | 17.0 | 13.5 | 12.7 | 12.2 | 17.6 | 11.9 |
| 35 to 39 years | 2,616,865 | 1,192,071 | 495,473 | 672,804 | 233,371 | 15,390 | 1,613 | 6,143 | 12.4 | 11.3 | 14.4 | 13.7 | 11.3 | 19.0 | 9.4 | 10.8 |
| 40 to 44 years | 2,255,916 | 1,096,825 | 401,051 | 557,300 | 179,090 | 14,845 | 951 | 5,854 | 10.7 | 10.4 | 11.6 | 11.4 | 8.7 | 13.3 | 5.5 | 10.2 |
| 45 to 49 years | 1,837,836 | 937,254 | 246,252 | 468,466 | 168,495 | 11,942 | 359 | 5,068 | 8.7 | 8.3 | 7.2 | 9.6 | 8.2 | 14.7 | 2.1 | 8.9 |
| 50 to 54 years | 1,564,622 | 811,724 | 144,232 | 440,079 | 155,183 | 8,857 | 156 | 4,386 | 7.4 | 7.7 | 4.2 | 9.0 | 7.5 | 10.9 | 0.9 | 7.7 |
| 55 to 59 years | 1,145,257 | 605,625 | 89,369 | 345,241 | 97,323 | 4,751 | 32 | 2,916 | 5.4 | 5.7 | 2.6 | 7.0 | 4.7 | 5.9 | 0.2 | 5.1 |
| 60 to 64 years | 917,167 | 483,454 | 55,976 | 285,733 | 85,961 | 3,286 | 49 | 2,658 | 4.4 | 4.6 | 1.6 | 5.8 | 4.2 | 4.1 | 0.3 | 4.7 |
| 65 to 69 years | 667,669 | 361,980 | 33,294 | 213,441 | 56,018 | 1,123 | 6 | 1,807 | 3.2 | 3.4 | 1.0 | 4.4 | 2.7 | 1.4 | (²) | 3.2 |
| 70 to 74 years | 449,609 | 244,574 | 19,016 | 148,068 | 36,235 | 339 | 3 | 1,374 | 2.1 | 2.3 | 0.6 | 3.0 | 1.8 | 0.4 | (²) | 2.4 |
| 75 to 79 years | 261,579 | 146,108 | 11,243 | 82,933 | 20,475 | 85 | 4 | 731 | 1.2 | 1.4 | 0.3 | 1.7 | 1.0 | 0.1 | (²) | 1.3 |
| 80 years and over.. | 176,561 | 97,718 | 8,231 | 49,318 | 20,297 | 34 | 3 | 960 | 0.8 | 0.9 | 0.2 | 1.0 | 1.0 | 0.1 | (²) | 1.7 |
| Age unknown | 127,423 | 76,830 | 4,860 | 16,136 | 25,157 | 1,164 | 907 | 2,369 | 0.6 | 0.7 | 0.1 | 0.3 | 1.2 | 1.4 | 5.3 | 4.1 |
| <i>Conjugal condition.</i> | | | | | | | | | | | | | | | | |
| Single | 5,916,267 | 2,740,160 | 1,422,423 | 1,199,037 | 485,427 | 46,530 | 12,192 | 10,498 | 28.0 | 25.9 | 41.3 | 24.4 | 23.6 | 57.5 | 70.9 | 18.4 |
| Married | 13,861,030 | 7,135,436 | 1,899,064 | 3,350,098 | 1,400,702 | 31,680 | 3,969 | 40,131 | 65.6 | 67.5 | 55.1 | 68.3 | 68.0 | 39.1 | 23.1 | 70.3 |
| Widowed | 1,176,030 | 586,897 | 105,938 | 326,323 | 150,562 | 1,306 | 72 | 4,932 | 5.6 | 5.6 | 3.1 | 6.7 | 7.3 | 1.6 | 0.4 | 8.6 |
| Divorced | 88,812 | 47,768 | 11,377 | 13,331 | 10,915 | 19 | 6 | 406 | 0.4 | 0.4 | 0.3 | 0.3 | 0.5 | (²) | (²) | 0.7 |
| Unknown | 97,110 | 59,492 | 5,882 | 15,481 | 12,696 | 1,483 | 966 | 1,110 | 0.4 | 0.6 | 0.2 | 0.3 | 0.6 | 1.8 | 5.6 | 2.0 |
| <i>Literacy.</i> | | | | | | | | | | | | | | | | |
| Literate | 18,845,829 | 9,951,137 | 3,375,709 | 4,341,954 | 1,083,692 | 58,542 | 14,052 | 20,743 | 89.2 | 94.1 | 98.0 | 88.5 | 82.6 | 72.3 | 81.7 | 36.3 |
| Illiterate | 2,288,470 | 618,606 | 68,975 | 562,316 | 976,610 | 22,476 | 3,153 | 36,334 | 10.8 | 5.9 | 2.0 | 11.5 | 17.4 | 27.7 | 18.3 | 63.7 |

¹ Includes all persons of negro descent.

² Less than one-tenth of 1 per cent.

Table xli summarizes the essential facts with respect to age, conjugal condition, and literacy for the entire body of potential voters in 1900. For the mainland of the United States it shows, first, that considerably more than one-half of all males of voting age are less than 40 years old, while of the native white males of foreign parentage fully seven-tenths, and of the Japanese males of this class very much more than four-fifths, are under that age. The proportion of males 50 years of age and over for these two elements is very small, but for each of the other elements the proportion ranges from one-fourth to one-third of the whole number of males of voting age.

Very nearly two-thirds of all males of voting age in 1900 are married, and this proportion is increased

slightly for native whites of native parentage, foreign whites, negroes, and Indians when considered separately. The married constitute a little more than one-half of the native white males of foreign parentage, over one-third of the Chinese males, and more than three-tenths of the Japanese males, of voting age.

The largest proportions of illiterates among males of voting age are those for the Indian and negro elements, and the smallest proportions those for the native whites of both native and foreign parentage. All but 2 per cent of those of foreign parentage, and all but 5.8 per cent of those of native parentage, are literate, while of all males of voting age very nearly nine-tenths are literate.

CONJUGAL CONDITION.

Inquiry concerning conjugal condition was first made in 1880, but the results derivable from this inquiry were not compiled. Similar information was collected and compiled in 1890 and in 1900, and it is possible, therefore, to make a comparison of the conjugal condition of the population of the United States as returned at the last two censuses.

The statistics of conjugal condition in 1900 are presented for the entire area of enumeration, for states and territories, and for principal cities, in tables 28 to 32 (pages 251-348) of the general tables, but in using the figures contained in these tables it should be remembered that they show only the number who were reported as single, married, widowed, or divorced on June 1, 1900, the day as of which the census was taken, and that no attempt was made to ascertain the number of widowed and divorced persons who, having remarried, are reported in the census as married. It should be borne in mind, also, that the figures relating to conjugal condition are not absolute, as the statements as to those married and unmarried are apt to be incorrectly reported, partly through unintentional misstatement and partly through a desire to conceal the real facts. For instance, an incorrect return may be made through lack of knowledge, in the case of boarders and lodgers (particularly men) who are reported as single when in fact they are or have been married; or from motives of concealment, in the case of divorced persons who report themselves as single, of couples who have separated but are not legally divorced, or of persons who are not lawfully married.

The conjugal condition of the aggregate population, by sex, as returned for the entire area of enumeration and for the mainland of the United States in 1900, is brought into comparison with similar results for 1890, in table xlii.

TABLE XLII.—*Conjugal condition of the aggregate population of the United States, classified by sex: 1890 and 1900.*

| SEX AND CONJUGAL CONDITION. | 1900 | | | | 1890 | |
|-----------------------------|-----------------------------|-----------|--------------------------------|-----------|------------|-----------|
| | ENTIRE AREA OF ENUMERATION. | | MAINLAND OF THE UNITED STATES. | | Number. | Per cent. |
| | Number. | Per cent. | Number. | Per cent. | | |
| Both sexes..... | 76,303,387 | 100.0 | 75,994,575 | 100.0 | 62,622,250 | 100.0 |
| Single | 44,187,155 | 57.9 | 43,983,965 | 57.9 | 37,129,564 | 59.3 |
| Married | 27,849,761 | 36.5 | 27,770,101 | 36.5 | 22,331,424 | 35.7 |
| Widowed | 3,903,857 | 5.1 | 3,895,847 | 5.1 | 2,970,052 | 4.7 |
| Divorced | 199,868 | 0.3 | 198,914 | 0.3 | 120,996 | 0.2 |
| Unknown | 162,746 | 0.2 | 146,748 | 0.2 | 70,214 | 0.1 |
| Males..... | 39,059,242 | 100.0 | 38,316,448 | 100.0 | 32,067,880 | 100.0 |
| Single | 23,666,886 | 60.6 | 23,492,923 | 60.5 | 19,945,576 | 62.2 |
| Married | 14,003,798 | 35.9 | 13,956,314 | 36.0 | 11,205,228 | 34.9 |
| Widowed | 1,182,293 | 3.0 | 1,178,008 | 3.0 | 815,437 | 2.5 |
| Divorced | 84,903 | 0.2 | 84,237 | 0.2 | 49,101 | 0.2 |
| Unknown | 121,412 | 0.3 | 104,966 | 0.3 | 52,588 | 0.2 |
| Females | 37,244,145 | 100.0 | 37,178,127 | 100.0 | 30,554,370 | 100.0 |
| Single | 20,520,319 | 55.1 | 20,491,042 | 55.1 | 17,183,988 | 56.2 |
| Married | 13,845,963 | 37.2 | 13,313,787 | 37.2 | 11,126,196 | 36.4 |
| Widowed | 2,721,564 | 7.3 | 2,717,889 | 7.3 | 2,154,615 | 7.1 |
| Divorced | 114,965 | 0.3 | 114,677 | 0.3 | 71,895 | 0.2 |
| Unknown | 41,334 | 0.1 | 40,782 | 0.1 | 17,676 | 0.1 |

Of the 75,994,575 persons living on the mainland of the United States in 1900, 43,983,965, or 57.9 per cent, were reported as single; 27,770,101, or 36.5 per cent, as married; 3,895,847, or 5.1 per cent, as widowed; 198,914, or three-tenths of 1 per cent, as divorced; and 145,748, or two-tenths of 1 per cent, as of unknown conjugal condition. Subdividing the above classes by sex, it appears that there is a considerably larger proportion of unmarried among males than females—60.5 per cent for the former as against 55.1 per cent for the latter. This difference between the sexes in the propor-

CONJUGAL CONDITION.

tion of unmarried persons is offset by a larger proportion of married and widowed females. Comparison of these figures with the corresponding percentages for 1890 shows that there has been a decrease in the proportion of unmarried persons. This decrease is common to all of the elements of the population, with the exception of native white females of native parent-

age and Chinese females, for whom the proportion is slightly increased. This is indicated in table XLIII, which shows, for each element of the population of the mainland of the United States in 1900, the number and percentage of males and females who are either single, married, widowed, divorced, or unknown, in comparison with similar percentages for 1890.

TABLE XLIII.—Conjugal condition of the aggregate population in 1900,¹ classified by sex, general nativity, and color, with percentages for 1890 and 1900.

| GENERAL NATIVITY, COLOR, AND CONJUGAL CONDITION. | 1900 | | | | 1890 | | GENERAL NATIVITY, COLOR, AND CONJUGAL CONDITION. | 1900 | | | | 1890 | |
|--|------------|-----------|------------|-----------|------------------|------------------|--|-----------|------------------|-----------|-----------|------------------|-----------|
| | MALES. | | FEMALES. | | MALES. | FEMALES. | | MALES. | | FEMALES. | | MALES. | FEMALES. |
| | Number. | Per cent. | Number. | Per cent. | Per cent. | Per cent. | | Number. | Per cent. | Number. | Per cent. | Per cent. | Per cent. |
| White (total) | 34,201,735 | 100.0 | 32,607,461 | 100.0 | 100.0 | 100.0 | Colored (total) | 4,614,713 | 100.0 | 4,570,666 | 100.0 | 100.0 | 100.0 |
| Single..... | 20,565,745 | 60.1 | 17,868,294 | 54.8 | 61.7 | 55.8 | Single | 2,927,178 | 63.4 | 2,622,748 | 57.4 | 65.8 | 59.2 |
| Married..... | 12,456,849 | 36.4 | 12,322,697 | 37.8 | 35.4 | 37.1 | Married | 1,499,965 | 32.5 | 1,491,090 | 32.6 | 31.4 | 31.8 |
| Widowed | 1,020,406 | 3.0 | 2,291,949 | 7.0 | 2.6 | 6.8 | Widowed | 157,602 | 3.4 | 425,890 | 9.3 | 2.4 | 8.6 |
| Divorced..... | 72,766 | 0.2 | 91,754 | 0.3 | 0.2 | 0.2 | Divorced | 11,471 | 0.3 | 22,923 | 0.5 | 0.1 | 0.3 |
| Unknown..... | 86,469 | 0.3 | 32,767 | 0.1 | 0.1 | 0.1 | Unknown | 18,497 | 0.4 | 8,015 | 0.2 | 0.3 | 0.1 |
| Native white | 28,686,450 | 100.0 | 27,908,929 | 100.0 | 100.0 | 100.0 | Negro ³ | 4,386,547 | 100.0 | 4,447,447 | 100.0 | 100.0 | 100.0 |
| Single..... | 18,762,111 | 65.4 | 16,746,736 | 60.0 | 66.9 | 61.1 | Single | 2,786,580 | 63.5 | 2,559,682 | 57.5 | 65.7 | 59.3 |
| Married..... | 9,100,725 | 31.7 | 9,467,043 | 33.9 | 30.7 | 33.1 | Married | 1,423,039 | 32.4 | 1,444,538 | 32.5 | 31.6 | 31.7 |
| Widowed | 693,967 | 2.4 | 1,589,353 | 5.7 | 2.1 | 5.6 | Widowed | 151,245 | 3.5 | 414,151 | 9.3 | 2.5 | 8.6 |
| Divorced..... | 59,419 | 0.2 | 79,236 | 0.3 | 0.2 | 0.2 | Divorced | 11,028 | 0.3 | 22,043 | 0.5 | 0.1 | 0.3 |
| Unknown..... | 70,228 | 0.3 | 26,561 | 0.1 | 0.1 | (²) | Unknown | 14,655 | 0.3 | 7,038 | 0.2 | 0.1 | 0.1 |
| Native white—native parents..... | 20,849,847 | 100.0 | 20,099,515 | 100.0 | 100.0 | 100.0 | Chinese | 85,341 | 100.0 | 4,522 | 100.0 | 100.0 | 100.0 |
| Single..... | 12,956,535 | 62.2 | 11,423,302 | 56.9 | 62.7 | 56.7 | Single | 50,704 | 59.4 | 2,096 | 46.3 | 69.4 | 46.2 |
| Married..... | 7,194,236 | 34.5 | 7,253,852 | 36.1 | 34.5 | 36.3 | Married | 31,794 | 37.3 | 2,157 | 47.7 | 25.8 | 50.4 |
| Widowed | 587,910 | 2.8 | 1,332,393 | 6.6 | 2.5 | 6.6 | Widowed | 1,310 | 1.5 | 269 | 5.7 | 0.5 | 2.2 |
| Divorced..... | 47,997 | 0.2 | 62,595 | 0.3 | 0.2 | 0.3 | Divorced | 19 | (²) | 3 | 0.1 | (²) | 0.1 |
| Unknown..... | 63,169 | 0.3 | 22,373 | 0.1 | 0.1 | 0.1 | Unknown | 1,514 | 1.8 | 7 | 0.2 | 4.3 | 1.1 |
| Native white—foreign parents..... | 7,836,603 | 100.0 | 7,809,414 | 100.0 | 100.0 | 100.0 | Japanese | 23,341 | 100.0 | 985 | 100.0 | 100.0 | 100.0 |
| Single..... | 5,805,576 | 74.1 | 5,318,434 | 68.1 | 79.8 | 73.8 | Single | 18,191 | 78.0 | 543 | 55.1 | 87.0 | 69.5 |
| Married..... | 1,906,489 | 24.3 | 2,213,191 | 28.3 | 19.2 | 23.7 | Married | 4,046 | 17.3 | 410 | 41.6 | 11.2 | 23.2 |
| Widowed | 106,057 | 1.4 | 256,960 | 3.3 | 0.9 | 2.4 | Widowed | 72 | 0.3 | 19 | 2.0 | 0.7 | 2.3 |
| Divorced..... | 11,422 | 0.1 | 16,641 | 0.2 | 0.1 | 0.1 | Divorced | 6 | (²) | 4 | 0.4 | (²) | |
| Unknown..... | 7,059 | 0.1 | 4,188 | 0.1 | (²) | (²) | Unknown | 1,026 | 4.4 | 9 | 0.9 | 1.1 | |
| Foreign white | 5,515,285 | 100.0 | 4,698,532 | 100.0 | 100.0 | 100.0 | Indian..... | 119,484 | 100.0 | 117,712 | 100.0 | 100.0 | 100.0 |
| Single..... | 1,803,634 | 32.7 | 1,121,558 | 23.9 | 37.2 | 27.5 | Single | 71,703 | 60.0 | 60,427 | 51.3 | 61.0 | 51.5 |
| Married..... | 3,355,624 | 60.9 | 2,855,654 | 60.8 | 57.6 | 58.4 | Married | 41,086 | 34.4 | 43,990 | 37.4 | 32.2 | 37.4 |
| Widowed | 326,439 | 5.9 | 702,596 | 14.9 | 4.8 | 13.8 | Widowed | 4,975 | 4.2 | 11,461 | 9.7 | 4.1 | 9.0 |
| Divorced..... | 13,347 | 0.2 | 12,518 | 0.3 | 0.2 | 0.2 | Divorced | 418 | 0.3 | 873 | 0.8 | 0.1 | 0.2 |
| Unknown..... | 16,241 | 0.3 | 6,206 | 0.1 | 0.2 | 0.1 | Unknown | 1,302 | 1.1 | 961 | 0.8 | 2.6 | 1.9 |

¹ For the mainland of the United States.

² Less than one-tenth of 1 per cent.

³ Includes all persons of negro descent.

In considering the conjugal condition of the total population and each of its elements, as shown by tables XLII and XLIII, it should be remembered that children as well as adults are included, and that the age constitution affects materially the proportions of married and unmarried persons found in each element. This is particularly apparent when native whites of native and foreign parentage, respectively, are compared, the difference in the proportion of single persons in these two elements being due partly to the larger number of children among those of foreign parentage, and partly to the fact that the parents of more than two-thirds of this

element are of foreign birth and therefore not included in the same class with their children. The greater proportion of married among foreign whites is due to the large number of adults among the immigrants, many of whom are already married when they come to this country. Among persons of negro descent, as compared with native whites of native parentage, there is a slightly larger proportion of single, a somewhat smaller proportion of married, and a considerably larger proportion of widowed and divorced; the increased proportion of single is due to the relatively greater number of children among the negro element.

The conjugal condition of the entire Indian population of the country is presented for the first time at the census of 1900, the figures given in table XLIII for 1890 relating only to civilized Indians and representing less than one-fourth of the total Indian population at that time. The returns of the Twelfth Census show that in 1900 three-fifths of all Indian males are single as compared with a little more than one-half of all Indian females, these proportions being somewhat less, in each case, than those for persons of negro descent or those for native whites of native parentage. The proportion of widowed females is slightly larger for Indians than for persons of negro descent, and considerably larger than for native whites of native parentage.

Comparing the results for 1900 with those for 1890, it appears from table XLIII that for the native white element of native parentage there is in 1900 a decreased proportion of unmarried persons among males, and a slightly increased proportion among females. There has been a large decrease since 1890 in the proportion of unmarried males and females among both native whites of foreign parentage and foreign whites, and a somewhat smaller decrease in the proportion of unmarried for the negro element of both sexes. The losses in the proportion of unmarried among the total population are due to a decrease in the proportion of children and an increase in the proportion of adults of the marriageable ages, as already noted in the discussion of ages.

For the total population of the mainland of the United States in 1900, there are in every 100 persons 51 males and 49 females, or practically the same proportion as in 1890. The relative proportions of males and females among the single, married, widowed, divorced, and unknown in 1890 and 1900 are shown by the following summary:

| CONJUGAL CONDITION. | 1900 | | 1890 | |
|---------------------|--------|----------|--------|----------|
| | Males. | Females. | Males. | Females. |
| Aggregate | 51 | 49 | 51 | 49 |
| Single | 54 | 46 | 54 | 46 |
| Married | 50 | 50 | 50 | 50 |
| Widowed | 30 | 70 | 27 | 73 |
| Divorced | 42 | 58 | 41 | 59 |
| Unknown | 75 | 25 | 75 | 25 |

In every 100 single persons in 1900, as shown by the above summary, there are 54 males and 46 females, or the same as in 1890. The proportions of married males and married females are very nearly equal in 1900, as in 1890, although in 1900 there is, as a matter of fact, a numerical excess of 142,527 married males, due to the large excess of married males among the foreign white, Chinese, and Japanese population, which, in turn, is offset in part by an excess of married females among the native white, negro, and Indian elements of the population. The excess of married males of foreign birth is accounted for, after making allowance for those who have wives of native birth, by the immigration of a certain number of married males who are not accompanied by their families; but the excess of married

females among the negro element is probably due largely to errors in the returns.

In every 100 widowed persons in 1900 there are 70 females as against only 30 males. This is a somewhat smaller proportion of widowed females than was reported in 1890, but the figures show that a larger proportion of widowed males than of widowed females remarry. The females constitute much the larger proportion of persons reported as divorced, there being 58 females in every 100 divorced persons, or about the same proportion as in 1890. Of every 100 persons for whom the conjugal condition is not reported, 75 are males and 25 females, the larger part of this class being found in cities and in the extreme Western states and territories, and comprising, in many cases, persons—principally boarders and lodgers—for whom complete information is not obtainable.

For the purpose of making a more exact comparison of the statistics of conjugal condition according to age, it seems desirable to exclude from consideration the small number of persons under 15 years of age who are reported as other than single—probably as a result, in most cases, of incorrect returns either of age or of conjugal condition. This is done in table XLIV, in which comparative figures are presented for 1890 and 1900, showing for all persons 15 years of age and over the number and proportion of single, married, widowed, divorced, and unknown males and females, respectively, in each element of the population.

In 1900, of the total male population of the mainland of the United States 15 years of age and over, 40.2 per cent are single, 54.5 per cent are married, 4.6 per cent are widowed, three-tenths of 1 per cent are divorced, and four-tenths of 1 per cent are unknown. The corresponding figures for females 15 years of age and over are 31.2 per cent single, 56.9 per cent married, 11.2 per cent widowed, five-tenths of 1 per cent divorced, and two-tenths of 1 per cent unknown. A comparison of these figures shows that the proportion of single is much smaller for females than for males, but that the proportions for married, widowed, and divorced are much larger among females, especially that for the widowed. The proportion of single males and females 15 years of age and over is much smaller in 1900 than in 1890, the decrease in the proportion being much greater for males than for females, and being common to all elements, except native white females of native parentage, as in the case of the entire population without respect to age.

The distribution of the population according to sex and age affects somewhat the relative proportions of single and married persons in the different sections of the country, as shown by tables XLV and XLVI, in which the male and female population of each state and territory in 1900, in the aggregate and for those persons 15 years of age and over, is distributed according to conjugal condition. These two tables are followed by table XLVII, giving for 1900, for the several states and territories, the percentage of males and females, respectively, 15 years of age and over, who are single, married, widowed, divorced, or unknown.

CONJUGAL CONDITION.

lxxxix

TABLE XLIV.—*Conjugal condition of persons 15 years of age and over, classified by sex, general nativity, and color: 1890 and 1900.*¹

| GENERAL NATIVITY COLOR, AND CONJUGAL CONDITION. | MALES. | | | | FEMALES. | | | |
|---|------------|-----------|------------|-----------|------------|-----------|------------|-----------|
| | 1900 | | 1890 | | 1900 | | 1890 | |
| | Number. | Per cent. | Number. | Per cent. | Number. | Per cent. | Number. | Per cent. |
| Aggregate..... | 25,620,399 | 100.0 | 20,777,872 | 100.0 | 24,249,191 | 100.0 | 19,602,178 | 100.0 |
| Single..... | 10,297,940 | 40.2 | 8,655,711 | 41.7 | 7,566,530 | 31.2 | 6,233,316 | 31.8 |
| Married..... | 13,955,650 | 54.5 | 11,205,205 | 53.9 | 13,810,057 | 56.9 | 11,124,785 | 56.7 |
| Widowed..... | 1,177,976 | 4.6 | 815,437 | 3.9 | 2,717,715 | 11.2 | 2,154,598 | 11.0 |
| Divorced..... | 84,230 | 0.3 | 49,100 | 0.2 | 114,647 | 0.5 | 71,883 | 0.4 |
| Unknown..... | 104,603 | 0.4 | 52,419 | 0.3 | 40,242 | 0.2 | 17,596 | 0.1 |
| Native white—native parents..... | 13,088,058 | 100.0 | 10,880,185 | 100.0 | 12,561,813 | 100.0 | 10,530,675 | 100.0 |
| Single..... | 6,195,263 | 39.7 | 4,359,200 | 40.1 | 3,893,417 | 31.0 | 3,226,130 | 30.6 |
| Married..... | 7,193,922 | 54.9 | 6,030,295 | 55.4 | 7,251,375 | 57.7 | 6,132,027 | 58.2 |
| Widowed..... | 587,894 | 4.5 | 432,260 | 4.0 | 1,332,334 | 10.6 | 1,120,959 | 10.7 |
| Divorced..... | 47,993 | 0.4 | 30,182 | 0.3 | 62,585 | 0.5 | 44,284 | 0.4 |
| Unknown..... | 62,986 | 0.5 | 28,248 | 0.2 | 22,102 | 0.2 | 7,225 | 0.1 |
| Native white—foreign parents..... | 4,463,211 | 100.0 | 3,073,413 | 100.0 | 4,475,907 | 100.0 | 3,064,321 | 100.0 |
| Single..... | 2,432,374 | 54.5 | 1,903,721 | 61.9 | 1,985,289 | 44.4 | 1,561,712 | 51.0 |
| Married..... | 1,906,380 | 42.7 | 1,111,810 | 36.2 | 2,212,946 | 49.4 | 1,357,712 | 44.3 |
| Widowed..... | 106,055 | 2.4 | 51,386 | 1.7 | 256,953 | 5.7 | 135,959 | 4.4 |
| Divorced..... | 11,422 | 0.2 | 4,540 | 0.1 | 16,634 | 0.4 | 7,862 | 0.3 |
| Unknown..... | 6,980 | 0.2 | 1,956 | 0.1 | 4,085 | 0.1 | 1,062 | (2) |
| Foreign white..... | 5,257,359 | 100.0 | 4,580,589 | 100.0 | 4,445,332 | 100.0 | 3,809,919 | 100.0 |
| Single..... | 1,545,793 | 29.4 | 1,469,911 | 32.1 | 863,600 | 19.6 | 737,237 | 20.7 |
| Married..... | 3,355,556 | 63.8 | 2,850,805 | 62.2 | 2,855,446 | 64.2 | 2,435,046 | 63.9 |
| Widowed..... | 326,438 | 6.2 | 238,325 | 5.2 | 702,535 | 15.8 | 574,854 | 15.1 |
| Divorced..... | 13,346 | 0.3 | 9,107 | 0.2 | 12,513 | 0.3 | 8,979 | 0.2 |
| Unknown..... | 16,226 | 0.3 | 12,441 | 0.3 | 6,183 | 0.1 | 3,803 | 0.1 |
| Persons of negro descent..... | 2,633,008 | 100.0 | 2,119,721 | 100.0 | 2,690,583 | 100.0 | 2,175,550 | 100.0 |
| Single..... | 1,033,285 | 39.2 | 842,764 | 39.8 | 803,688 | 29.9 | 652,314 | 30.0 |
| Married..... | 1,422,886 | 54.0 | 1,175,513 | 55.5 | 1,443,317 | 53.7 | 1,187,434 | 54.6 |
| Widowed..... | 151,233 | 5.8 | 91,633 | 4.3 | 414,107 | 15.4 | 320,194 | 14.7 |
| Divorced..... | 11,026 | 0.4 | 5,212 | 0.2 | 22,033 | 0.8 | 10,688 | 0.5 |
| Unknown..... | 14,578 | 0.6 | 4,549 | 0.2 | 6,943 | 0.2 | 4,920 | 0.2 |
| Chinese..... | 83,633 | 100.0 | 102,322 | 100.0 | 3,204 | 100.0 | 3,074 | 100.0 |
| Single..... | 48,997 | 58.6 | 70,625 | 69.0 | 778 | 24.3 | 993 | 32.3 |
| Married..... | 31,794 | 38.0 | 26,720 | 26.1 | 2,157 | 67.3 | 1,951 | 63.5 |
| Widowed..... | 1,310 | 1.6 | 530 | 0.5 | 259 | 8.1 | 85 | 2.7 |
| Divorced..... | 19 | (2) | 13 | (2) | 3 | 0.1 | 3 | 0.1 |
| Unknown..... | 1,513 | 1.8 | 4,434 | 4.4 | 7 | 0.2 | 42 | 1.4 |
| Japanese..... | 23,054 | 100.0 | 1,731 | 100.0 | 855 | 100.0 | 227 | 100.0 |
| Single..... | 17,905 | 77.7 | 1,500 | 86.6 | 413 | 48.3 | 149 | 65.6 |
| Married..... | 4,045 | 17.5 | 199 | 11.5 | 410 | 48.0 | 72 | 31.7 |
| Widowed..... | 72 | 0.3 | 12 | 0.7 | 19 | 2.2 | 6 | 2.7 |
| Divorced..... | 6 | (2) | 1 | 0.1 | 4 | 0.5 | | |
| Unknown..... | 1,026 | 4.5 | 19 | 1.1 | 9 | 1.0 | | |
| Indian..... | 72,076 | 100.0 | 19,911 | 100.0 | 71,497 | 100.0 | 18,412 | 100.0 |
| Single..... | 24,323 | 33.7 | 7,990 | 40.1 | 14,350 | 20.1 | 4,717 | 25.6 |
| Married..... | 41,087 | 57.0 | 9,863 | 49.6 | 43,906 | 61.4 | 10,543 | 57.3 |
| Widowed..... | 4,974 | 6.9 | 1,241 | 6.2 | 11,458 | 16.0 | 2,541 | 13.8 |
| Divorced..... | 418 | 0.6 | 45 | 0.2 | 370 | 1.2 | 67 | 0.4 |
| Unknown..... | 1,294 | 1.8 | 772 | 3.9 | 913 | 1.3 | 544 | 2.9 |

¹ For the mainland of the United States.

² Less than one-tenth of 1 per cent.

STATISTICS OF POPULATION.

TABLE XLV.—Conjugal condition of the male population, in the aggregate and for those 15 years of age and over, by states and territories arranged geographically: 1900:

| STATES AND TERRITORIES. | ALL MALES. | | | | | | MALES 15 YEARS OF AGE AND OVER. | | | | | |
|--------------------------------------|------------|------------|------------|-----------|-----------|-----------|---------------------------------|------------|------------|-----------|-----------|-----------|
| | Total. | Single. | Married. | Widowed. | Divorced. | Un-known. | Total. | Single. | Married. | Widowed. | Divorced. | Un-known. |
| The United States ¹ | 39,059,242 | 23,666,836 | 14,008,798 | 1,182,293 | 84,903 | 121,412 | 25,839,486 | 10,443,153 | 14,003,131 | 1,182,260 | 84,896 | 121,046 |
| North Atlantic division..... | 10,524,877 | 6,062,649 | 4,065,562 | 353,125 | 16,884 | 26,657 | 7,379,179 | 2,917,209 | 4,065,426 | 353,117 | 16,883 | 26,544 |
| Maine..... | 350,995 | 187,527 | 144,209 | 16,171 | 1,850 | 1,238 | 255,332 | 91,870 | 144,204 | 16,170 | 1,850 | 1,238 |
| New Hampshire..... | 205,379 | 108,889 | 85,078 | 9,610 | 1,236 | 616 | 152,133 | 55,596 | 85,076 | 9,610 | 1,236 | 615 |
| Vermont..... | 175,138 | 92,603 | 73,040 | 7,957 | 824 | 714 | 127,197 | 44,666 | 73,037 | 7,957 | 824 | 713 |
| Massachusetts..... | 1,367,474 | 781,206 | 529,015 | 48,369 | 2,451 | 6,433 | 983,459 | 397,243 | 529,005 | 48,363 | 2,451 | 6,392 |
| Rhode Island..... | 210,516 | 121,041 | 80,563 | 7,733 | 687 | 492 | 150,492 | 61,022 | 80,553 | 7,733 | 687 | 492 |
| Connecticut..... | 454,294 | 259,548 | 176,660 | 16,361 | 1,057 | 668 | 326,809 | 182,069 | 176,655 | 16,361 | 1,057 | 667 |
| New York..... | 3,614,780 | 2,073,652 | 1,407,095 | 122,096 | 4,096 | 7,841 | 2,555,281 | 1,014,252 | 1,407,051 | 122,093 | 4,096 | 7,789 |
| New Jersey..... | 941,760 | 533,796 | 369,803 | 30,437 | 753 | 1,966 | 652,435 | 249,496 | 369,790 | 30,436 | 753 | 1,960 |
| Pennsylvania..... | 3,204,541 | 1,899,437 | 1,200,094 | 94,391 | 3,930 | 6,689 | 2,176,041 | 870,995 | 1,200,050 | 94,389 | 3,929 | 6,678 |
| South Atlantic division..... | 5,222,595 | 3,312,690 | 1,750,031 | 139,994 | 5,916 | 13,964 | 3,165,702 | 1,256,020 | 1,749,894 | 139,982 | 5,913 | 13,898 |
| Delaware..... | 94,158 | 55,059 | 35,306 | 3,304 | 94 | 395 | 64,337 | 25,759 | 35,306 | 3,304 | 94 | 394 |
| Maryland..... | 589,275 | 357,551 | 209,888 | 18,719 | 720 | 2,397 | 391,759 | 160,071 | 209,871 | 18,719 | 719 | 2,379 |
| District of Columbia..... | 132,004 | 76,401 | 49,948 | 5,184 | 302 | 169 | 97,660 | 42,060 | 49,945 | 5,184 | 302 | 169 |
| Virginia..... | 923,897 | 594,179 | 301,585 | 27,082 | 1,007 | 2,044 | 567,923 | 236,254 | 301,555 | 27,074 | 1,006 | 2,034 |
| West Virginia..... | 499,242 | 315,598 | 169,727 | 11,407 | 733 | 1,777 | 311,265 | 127,637 | 169,715 | 11,407 | 733 | 1,773 |
| North Carolina..... | 933,877 | 607,776 | 306,260 | 22,146 | 727 | 1,768 | 542,295 | 211,419 | 306,244 | 22,146 | 726 | 1,760 |
| South Carolina..... | 664,895 | 432,141 | 215,607 | 15,861 | 275 | 1,011 | 376,325 | 143,602 | 215,586 | 15,859 | 275 | 1,003 |
| Georgia..... | 1,103,201 | 701,064 | 369,389 | 28,043 | 1,426 | 3,279 | 641,427 | 239,342 | 369,358 | 28,042 | 1,426 | 3,259 |
| Florida..... | 275,246 | 172,921 | 92,321 | 8,248 | 632 | 1,124 | 172,191 | 69,876 | 92,314 | 8,247 | 632 | 1,122 |
| North Central division..... | 13,589,322 | 8,126,224 | 4,992,188 | 402,115 | 37,124 | 31,671 | 9,110,446 | 3,647,629 | 4,991,991 | 402,110 | 37,123 | 31,593 |
| Ohio..... | 2,102,655 | 1,204,615 | 820,111 | 67,867 | 5,787 | 4,275 | 1,454,446 | 556,436 | 820,084 | 67,867 | 5,787 | 4,272 |
| Indiana..... | 1,285,404 | 781,005 | 503,670 | 42,633 | 5,332 | 2,714 | 873,115 | 318,741 | 503,655 | 42,632 | 5,332 | 2,705 |
| Illinois..... | 2,472,782 | 1,479,812 | 908,000 | 71,655 | 6,181 | 7,134 | 1,674,164 | 681,250 | 907,961 | 71,655 | 6,181 | 7,117 |
| Michigan..... | 1,243,905 | 710,302 | 492,376 | 39,313 | 4,373 | 2,541 | 858,170 | 319,587 | 492,362 | 39,312 | 4,373 | 2,536 |
| Wisconsin..... | 1,067,562 | 658,847 | 374,103 | 30,936 | 2,453 | 2,118 | 694,160 | 285,477 | 374,084 | 30,936 | 2,453 | 2,110 |
| Minnesota..... | 932,490 | 604,027 | 300,995 | 23,631 | 1,635 | 2,152 | 609,196 | 300,983 | 300,983 | 23,631 | 1,635 | 2,150 |
| Iowa..... | 1,156,849 | 694,334 | 423,591 | 32,932 | 3,141 | 2,851 | 772,250 | 309,753 | 423,581 | 32,932 | 3,141 | 2,843 |
| Missouri..... | 1,595,710 | 969,331 | 570,141 | 49,187 | 3,565 | 3,486 | 1,047,563 | 421,223 | 570,115 | 49,186 | 3,564 | 3,475 |
| North Dakota..... | 177,493 | 119,500 | 53,223 | 3,371 | 321 | 578 | 113,700 | 55,722 | 53,210 | 3,369 | 321 | 578 |
| South Dakota..... | 216,164 | 139,123 | 70,790 | 5,150 | 563 | 538 | 137,350 | 60,314 | 70,786 | 5,150 | 563 | 537 |
| Nebraska..... | 564,592 | 354,450 | 193,925 | 13,725 | 1,509 | 982 | 367,775 | 157,644 | 193,916 | 13,725 | 1,509 | 981 |
| Kansas..... | 768,716 | 460,878 | 281,257 | 22,115 | 2,164 | 2,302 | 508,552 | 200,730 | 281,254 | 22,115 | 2,164 | 2,289 |
| South Central division..... | 7,181,922 | 4,557,479 | 2,386,400 | 209,338 | 13,544 | 15,161 | 4,293,069 | 1,668,875 | 2,386,242 | 209,332 | 13,542 | 15,078 |
| Kentucky..... | 1,090,227 | 674,219 | 379,002 | 32,868 | 2,144 | 1,994 | 679,499 | 263,520 | 378,979 | 32,866 | 2,143 | 1,991 |
| Tennessee..... | 1,021,224 | 640,691 | 346,141 | 30,480 | 1,719 | 2,193 | 622,301 | 241,795 | 346,118 | 30,480 | 1,719 | 2,189 |
| Alabama..... | 916,764 | 585,911 | 303,673 | 24,539 | 1,533 | 1,108 | 535,287 | 204,463 | 303,654 | 24,536 | 1,532 | 1,102 |
| Mississippi..... | 781,451 | 502,535 | 253,890 | 22,603 | 1,217 | 1,206 | 451,706 | 172,813 | 253,871 | 22,603 | 1,217 | 1,202 |
| Louisiana..... | 694,733 | 446,924 | 224,719 | 20,909 | 1,194 | 987 | 411,306 | 163,516 | 224,704 | 20,909 | 1,194 | 983 |
| Texas..... | 1,578,900 | 1,016,698 | 511,504 | 42,943 | 3,445 | 4,310 | 985,416 | 373,266 | 511,474 | 42,942 | 3,445 | 4,289 |
| Indian Territory..... | 203,952 | 132,639 | 67,972 | 6,679 | 412 | 1,200 | 123,623 | 47,402 | 67,967 | 6,679 | 412 | 1,163 |
| Oklahoma..... | 214,359 | 132,115 | 74,986 | 5,887 | 593 | 778 | 133,664 | 51,425 | 74,981 | 5,887 | 593 | 778 |
| Arkansas..... | 675,312 | 425,697 | 224,513 | 22,430 | 1,287 | 1,385 | 400,267 | 150,675 | 224,494 | 22,430 | 1,287 | 1,381 |
| Western division..... | 2,297,732 | 1,433,881 | 762,133 | 73,436 | 10,769 | 17,513 | 1,672,003 | 808,207 | 762,097 | 73,435 | 10,769 | 17,495 |
| Montana..... | 149,842 | 100,670 | 43,163 | 4,135 | 645 | 1,224 | 113,970 | 64,300 | 43,166 | 4,135 | 645 | 1,224 |
| Wyoming..... | 53,184 | 39,955 | 16,168 | 1,517 | 237 | 307 | 43,628 | 25,399 | 16,168 | 1,517 | 237 | 307 |
| Colorado..... | 295,332 | 176,063 | 105,904 | 8,903 | 1,173 | 3,234 | 213,157 | 93,891 | 105,902 | 8,903 | 1,173 | 3,233 |
| New Mexico..... | 104,228 | 62,797 | 37,169 | 3,652 | 455 | 155 | 65,655 | 24,231 | 37,162 | 3,652 | 455 | 155 |
| Arizona..... | 71,795 | 46,030 | 22,278 | 2,588 | 345 | 554 | 51,014 | 25,262 | 22,277 | 2,588 | 345 | 552 |
| Utah..... | 141,687 | 91,923 | 46,234 | 2,306 | 333 | 336 | 84,360 | 34,610 | 46,234 | 2,305 | 333 | 378 |
| Nevada..... | 25,603 | 16,174 | 8,050 | 1,020 | 190 | 169 | 20,085 | 10,657 | 8,049 | 1,020 | 190 | 169 |
| Idaho..... | 93,367 | 61,181 | 28,974 | 2,546 | 459 | 207 | 63,401 | 31,218 | 28,972 | 2,546 | 459 | 206 |
| Washington..... | 304,178 | 193,115 | 96,294 | 8,321 | 1,549 | 4,399 | 224,107 | 113,050 | 96,290 | 8,321 | 1,549 | 4,397 |
| Oregon..... | 232,985 | 144,869 | 77,883 | 8,063 | 1,312 | 858 | 163,913 | 80,805 | 77,880 | 8,063 | 1,312 | 853 |
| California..... | 820,531 | 501,099 | 280,011 | 29,335 | 4,066 | 5,970 | 623,703 | 304,234 | 280,007 | 29,335 | 4,066 | 5,966 |
| Alaska..... | 45,872 | 21,466 | 10,597 | 1,020 | 90 | 12,699 | 40,219 | 15,316 | 10,596 | 1,020 | 90 | 12,697 |
| Hawaii..... | 106,369 | 70,715 | 32,466 | 2,494 | 247 | 447 | 83,450 | 52,800 | 32,464 | 2,493 | 247 | 446 |

¹ Includes persons in the military and naval service of the United States (including civilian employees, etc.) stationed abroad, not credited to any state or territory.

CONJUGAL CONDITION.

TABLE XLVI.—*Conjugal condition of the female population, in the aggregate and for those 15 years of age and over, by states and territories arranged geographically: 1900.*

| STATES AND TERRITORIES. | ALL FEMALES. | | | | | | FEMALES 15 YEARS OF AGE AND OVER. | | | | | |
|--------------------------------------|--------------|------------|------------|-----------|-----------|-----------|-----------------------------------|-----------|------------|-----------|-----------|-----------|
| | Total. | Single. | Married. | Widowed. | Divorced. | Un-known. | Total. | Single. | Married. | Widowed. | Divorced. | Un-known. |
| The United States ¹ | 37,244,145 | 20,520,319 | 13,845,963 | 2,721,564 | 114,965 | 41,394 | 24,293,163 | 7,573,819 | 13,842,180 | 2,721,438 | 114,935 | 40,791 |
| North Atlantic division..... | 10,521,818 | 5,612,614 | 4,002,570 | 872,177 | 22,712 | 11,745 | 7,404,799 | 2,496,133 | 4,002,167 | 872,162 | 22,710 | 11,627 |
| Maine..... | 343,471 | 165,514 | 143,577 | 22,079 | 1,868 | 433 | 249,801 | 71,875 | 143,550 | 32,077 | 1,868 | 431 |
| New Hampshire..... | 206,209 | 99,734 | 84,487 | 20,256 | 1,392 | 340 | 152,863 | 46,400 | 84,475 | 20,256 | 1,392 | 340 |
| Vermont..... | 168,503 | 79,638 | 72,490 | 15,342 | 873 | 155 | 121,567 | 32,713 | 72,479 | 15,342 | 878 | 155 |
| Massachusetts..... | 1,437,872 | 777,850 | 524,922 | 128,176 | 3,930 | 2,994 | 1,054,259 | 394,320 | 524,893 | 128,174 | 3,930 | 2,942 |
| Rhode Island..... | 218,040 | 118,554 | 79,800 | 18,460 | 1,059 | 167 | 157,593 | 58,112 | 79,798 | 18,457 | 1,059 | 167 |
| Connecticut..... | 454,126 | 238,453 | 173,524 | 40,387 | 1,459 | 303 | 327,290 | 111,634 | 173,509 | 40,386 | 1,459 | 302 |
| New York..... | 3,654,114 | 1,929,159 | 1,394,057 | 321,856 | 5,631 | 3,411 | 2,602,613 | 877,843 | 1,393,915 | 321,853 | 5,631 | 3,371 |
| New Jersey..... | 941,909 | 499,579 | 364,268 | 75,856 | 1,167 | 1,039 | 653,716 | 211,427 | 364,239 | 75,854 | 1,167 | 1,029 |
| Pennsylvania..... | 3,097,574 | 1,704,133 | 1,165,445 | 219,765 | 5,323 | 2,903 | 2,085,097 | 691,809 | 1,165,309 | 219,763 | 5,326 | 2,890 |
| South Atlantic division..... | 5,220,885 | 3,058,440 | 1,758,768 | 385,980 | 11,085 | 6,612 | 3,202,666 | 1,041,220 | 1,757,893 | 385,958 | 11,078 | 6,512 |
| Delaware..... | 90,577 | 48,263 | 34,960 | 7,074 | 130 | 150 | 61,897 | 19,588 | 34,955 | 7,074 | 130 | 150 |
| Maryland..... | 598,769 | 336,797 | 210,891 | 48,622 | 1,036 | 1,423 | 402,739 | 140,814 | 210,858 | 48,620 | 1,036 | 1,411 |
| District of Columbia..... | 146,714 | 77,868 | 50,379 | 17,844 | 519 | 104 | 111,443 | 42,598 | 50,373 | 17,844 | 519 | 104 |
| Virginia..... | 923,287 | 553,962 | 302,710 | 68,839 | 1,578 | 1,198 | 575,741 | 201,516 | 302,631 | 68,835 | 1,578 | 1,181 |
| West Virginia..... | 459,558 | 263,117 | 166,106 | 23,766 | 1,103 | 466 | 279,652 | 88,269 | 166,049 | 23,766 | 1,103 | 465 |
| North Carolina..... | 955,133 | 580,132 | 309,548 | 63,232 | 1,468 | 753 | 569,114 | 194,280 | 309,388 | 63,231 | 1,468 | 747 |
| South Carolina..... | 675,421 | 406,436 | 218,815 | 48,901 | 806 | 463 | 391,714 | 122,874 | 218,688 | 48,899 | 804 | 449 |
| Georgia..... | 1,113,130 | 646,491 | 373,432 | 88,108 | 3,401 | 1,698 | 653,042 | 191,774 | 373,122 | 88,099 | 3,397 | 1,650 |
| Florida..... | 253,296 | 140,374 | 91,927 | 19,594 | 1,044 | 357 | 152,324 | 39,507 | 91,829 | 19,590 | 1,043 | 355 |
| North Central division..... | 12,743,682 | 6,905,225 | 4,953,262 | 827,068 | 45,920 | 12,207 | 8,365,438 | 2,527,756 | 4,952,651 | 827,053 | 45,910 | 12,068 |
| Ohio..... | 2,054,890 | 1,076,196 | 813,165 | 156,174 | 7,720 | 1,635 | 1,420,623 | 442,002 | 813,106 | 156,169 | 7,718 | 1,633 |
| Indiana..... | 1,231,058 | 633,041 | 501,373 | 88,848 | 6,751 | 1,045 | 830,278 | 232,352 | 501,303 | 88,846 | 6,749 | 1,023 |
| Illinois..... | 2,348,768 | 1,272,447 | 900,263 | 165,335 | 7,639 | 3,034 | 1,558,701 | 482,552 | 900,133 | 165,333 | 7,636 | 3,042 |
| Michigan..... | 1,172,077 | 602,611 | 487,328 | 76,335 | 4,842 | 961 | 790,478 | 221,046 | 487,297 | 76,334 | 4,842 | 959 |
| Wisconsin..... | 1,001,480 | 566,849 | 371,480 | 59,213 | 3,062 | 876 | 634,834 | 200,306 | 371,453 | 59,212 | 3,062 | 851 |
| Minnesota..... | 818,904 | 479,139 | 237,097 | 40,220 | 1,937 | 511 | 504,397 | 164,664 | 237,071 | 40,219 | 1,935 | 508 |
| Iowa..... | 1,075,004 | 589,771 | 419,557 | 60,450 | 3,926 | 1,300 | 699,990 | 214,807 | 419,512 | 60,450 | 3,926 | 1,295 |
| Missouri..... | 1,510,955 | 829,582 | 568,965 | 106,102 | 4,937 | 1,369 | 977,032 | 295,822 | 568,817 | 106,100 | 4,936 | 1,357 |
| North Dakota..... | 141,653 | 84,752 | 51,450 | 5,068 | 268 | 115 | 79,954 | 23,059 | 51,444 | 5,068 | 268 | 115 |
| South Dakota..... | 185,406 | 107,171 | 69,821 | 7,728 | 554 | 132 | 109,655 | 31,425 | 69,816 | 7,728 | 554 | 132 |
| Nebraska..... | 501,708 | 283,387 | 193,657 | 22,762 | 1,557 | 345 | 310,237 | 91,937 | 193,639 | 22,762 | 1,557 | 342 |
| Kansas..... | 701,779 | 380,279 | 279,106 | 38,833 | 2,727 | 834 | 449,204 | 127,784 | 279,055 | 38,832 | 2,727 | 806 |
| South Central division..... | 6,898,125 | 3,973,985 | 2,384,214 | 508,071 | 24,512 | 7,343 | 4,092,759 | 1,170,488 | 2,382,541 | 508,003 | 24,506 | 7,221 |
| Kentucky..... | 1,056,947 | 596,703 | 378,296 | 76,985 | 3,728 | 1,250 | 653,533 | 198,640 | 377,977 | 76,958 | 3,727 | 1,231 |
| Tennessee..... | 999,392 | 571,709 | 346,098 | 76,876 | 3,586 | 1,123 | 614,874 | 187,466 | 345,842 | 76,864 | 3,585 | 1,117 |
| Alabama..... | 911,933 | 531,277 | 304,269 | 72,748 | 3,100 | 539 | 540,731 | 160,337 | 304,038 | 72,741 | 3,099 | 516 |
| Mississippi..... | 769,819 | 450,839 | 254,578 | 60,907 | 2,686 | 809 | 449,120 | 130,325 | 254,417 | 60,900 | 2,684 | 794 |
| Louisiana..... | 686,892 | 398,215 | 225,525 | 60,224 | 2,313 | 615 | 409,673 | 121,127 | 225,406 | 60,214 | 2,313 | 613 |
| Texas..... | 1,469,810 | 854,812 | 510,675 | 96,886 | 5,816 | 1,621 | 845,320 | 230,705 | 510,328 | 96,873 | 5,815 | 1,599 |
| Indian Territory..... | 183,108 | 104,483 | 67,406 | 9,938 | 546 | 730 | 100,795 | 22,286 | 67,326 | 9,936 | 546 | 701 |
| Oklahoma..... | 183,972 | 101,692 | 73,929 | 7,534 | 618 | 199 | 106,129 | 23,889 | 73,894 | 7,530 | 618 | 198 |
| Arkansas..... | 636,252 | 364,245 | 223,438 | 45,993 | 2,119 | 457 | 367,584 | 95,713 | 223,313 | 45,987 | 2,119 | 452 |
| Western division..... | 1,793,617 | 940,778 | 714,973 | 124,543 | 10,448 | 2,875 | 1,183,529 | 330,933 | 714,800 | 124,539 | 10,443 | 2,814 |
| Montana..... | 93,487 | 49,553 | 38,767 | 4,568 | 504 | 95 | 58,229 | 14,311 | 38,755 | 4,568 | 504 | 91 |
| Wyoming..... | 34,347 | 18,840 | 14,036 | 1,309 | 129 | 33 | 20,501 | 5,083 | 14,033 | 1,309 | 129 | 32 |
| Colorado..... | 244,368 | 123,729 | 102,410 | 16,211 | 1,282 | 736 | 163,396 | 42,733 | 102,388 | 16,210 | 1,281 | 734 |
| New Mexico..... | 91,082 | 47,903 | 36,482 | 6,101 | 561 | 35 | 53,778 | 10,645 | 36,439 | 6,100 | 560 | 34 |
| Arizona..... | 51,136 | 26,206 | 20,433 | 3,972 | 312 | 213 | 31,462 | 6,620 | 20,390 | 3,971 | 310 | 171 |
| Utah..... | 135,062 | 79,296 | 46,896 | 8,100 | 677 | 93 | 79,039 | 23,282 | 46,888 | 8,100 | 677 | 92 |
| Nevada..... | 16,732 | 8,304 | 6,848 | 1,445 | 102 | 33 | 11,486 | 3,059 | 6,847 | 1,445 | 102 | 33 |
| Idaho..... | 68,405 | 38,290 | 26,891 | 2,906 | 298 | 20 | 39,454 | 9,349 | 26,882 | 2,906 | 298 | 19 |
| Washington..... | 213,925 | 112,562 | 89,159 | 10,676 | 1,208 | 320 | 136,097 | 34,742 | 89,151 | 10,676 | 1,208 | 320 |
| Oregon..... | 180,551 | 96,359 | 72,757 | 10,206 | 1,106 | 123 | 118,483 | 34,300 | 72,750 | 10,206 | 1,106 | 121 |
| California..... | 664,522 | 339,736 | 260,294 | 59,049 | 4,269 | 1,174 | 471,514 | 146,754 | 260,277 | 59,048 | 4,268 | 1,167 |
| Alaska..... | 17,720 | 7,650 | 7,734 | 1,717 | 166 | 453 | 12,552 | 2,510 | 7,708 | 1,715 | 166 | 453 |
| Hawaii..... | 47,632 | 21,377 | 24,075 | 1,998 | 120 | 62 | 30,880 | 4,655 | 24,048 | 1,998 | 120 | 59 |

¹ Includes persons in the military and naval service of the United States (including civilian employees, etc.) stationed abroad, not credited to any state or territory.

STATISTICS OF POPULATION.

TABLE XLVII.—Percentage of single, married, widowed, divorced, and unknown males and females 15 years of age and over, by states and territories arranged geographically: 1900.

| STATES AND TERRITORIES. | MALES 15 YEARS OF AGE AND OVER. | | | | | FEMALES 15 YEARS OF AGE AND OVER. | | | | |
|--------------------------------------|---------------------------------|----------|----------|-----------|----------|-----------------------------------|----------|----------|-----------|------------------|
| | Single. | Married. | Widowed. | Divorced. | Unknown. | Single. | Married. | Widowed. | Divorced. | Unknown. |
| The United States ¹ | 40.4 | 54.2 | 4.6 | 0.3 | 0.5 | 31.2 | 57.0 | 11.2 | 0.5 | 0.1 |
| North Atlantic division..... | 39.5 | 55.1 | 4.8 | 0.2 | 0.4 | 33.7 | 54.0 | 11.8 | 0.3 | 0.2 |
| Maine..... | 36.0 | 56.5 | 6.3 | 0.7 | 0.5 | 28.8 | 57.5 | 12.8 | 0.7 | 0.2 |
| New Hampshire..... | 36.6 | 55.9 | 6.3 | 0.8 | 0.4 | 30.4 | 55.3 | 13.2 | 0.9 | 0.2 |
| Vermont..... | 35.1 | 57.4 | 6.3 | 0.6 | 0.6 | 26.9 | 59.6 | 12.6 | 0.7 | 0.2 |
| Massachusetts..... | 40.4 | 53.8 | 4.9 | 0.2 | 0.7 | 37.4 | 49.8 | 12.1 | 0.4 | 0.3 |
| Rhode Island..... | 40.6 | 53.5 | 5.1 | 0.5 | 0.3 | 36.9 | 50.6 | 11.7 | 0.7 | 0.1 |
| Connecticut..... | 40.4 | 54.1 | 5.0 | 0.3 | 0.2 | 34.1 | 53.0 | 12.3 | 0.5 | 0.1 |
| New York..... | 39.7 | 55.1 | 4.8 | 0.1 | 0.3 | 33.7 | 53.6 | 12.4 | 0.2 | 0.1 |
| New Jersey..... | 38.2 | 56.7 | 4.7 | 0.1 | 0.3 | 32.3 | 55.7 | 11.6 | 0.2 | 0.2 |
| Pennsylvania..... | 40.0 | 55.2 | 4.3 | 0.2 | 0.3 | 33.2 | 55.9 | 10.5 | 0.3 | 0.1 |
| South Atlantic division..... | 39.7 | 55.3 | 4.4 | 0.2 | 0.4 | 32.5 | 54.9 | 12.1 | 0.3 | 0.2 |
| Delaware..... | 39.7 | 54.4 | 5.1 | 0.2 | 0.6 | 31.7 | 56.5 | 11.4 | 0.2 | 0.2 |
| Maryland..... | 40.8 | 53.6 | 4.8 | 0.2 | 0.6 | 35.0 | 52.3 | 12.1 | 0.3 | 0.3 |
| District of Columbia..... | 43.1 | 51.1 | 5.3 | 0.3 | 0.2 | 38.2 | 45.2 | 16.0 | 0.5 | 0.1 |
| Virginia..... | 41.6 | 53.1 | 4.8 | 0.2 | 0.3 | 35.0 | 52.6 | 11.9 | 0.3 | 0.2 |
| West Virginia..... | 41.0 | 54.5 | 3.7 | 0.2 | 0.6 | 31.5 | 59.4 | 8.5 | 0.4 | 0.2 |
| North Carolina..... | 39.0 | 56.5 | 4.1 | 0.1 | 0.3 | 34.1 | 54.4 | 11.1 | 0.3 | 0.1 |
| South Carolina..... | 38.1 | 57.3 | 4.2 | 0.1 | 0.3 | 31.4 | 55.8 | 12.5 | 0.2 | 0.1 |
| Georgia..... | 37.3 | 57.6 | 4.4 | 0.2 | 0.5 | 29.1 | 56.7 | 13.4 | 0.5 | 0.3 |
| Florida..... | 40.6 | 53.6 | 4.8 | 0.4 | 0.6 | 25.9 | 60.3 | 12.9 | 0.7 | 0.2 |
| North Central division..... | 40.0 | 54.8 | 4.4 | 0.4 | 0.4 | 30.2 | 59.2 | 9.9 | 0.6 | 0.1 |
| Ohio..... | 38.2 | 56.4 | 4.7 | 0.4 | 0.3 | 31.1 | 57.2 | 11.0 | 0.6 | 0.1 |
| Indiana..... | 36.5 | 57.7 | 4.9 | 0.6 | 0.3 | 28.0 | 60.4 | 10.7 | 0.8 | 0.1 |
| Illinois..... | 40.7 | 54.2 | 4.3 | 0.4 | 0.4 | 31.0 | 57.7 | 10.6 | 0.5 | 0.2 |
| Michigan..... | 37.2 | 57.4 | 4.6 | 0.5 | 0.3 | 28.0 | 61.6 | 9.7 | 0.6 | 0.1 |
| Wisconsin..... | 41.1 | 53.9 | 4.3 | 0.4 | 0.3 | 31.6 | 58.5 | 9.3 | 0.5 | 0.1 |
| Minnesota..... | 46.1 | 49.4 | 3.9 | 0.3 | 0.3 | 32.6 | 58.9 | 8.0 | 0.4 | 0.1 |
| Iowa..... | 40.1 | 54.8 | 4.3 | 0.4 | 0.4 | 30.7 | 59.9 | 8.6 | 0.6 | 0.2 |
| Missouri..... | 40.2 | 54.4 | 4.7 | 0.4 | 0.3 | 30.3 | 58.2 | 10.9 | 0.5 | 0.1 |
| North Dakota..... | 49.0 | 46.8 | 3.4 | 0.3 | 0.5 | 28.8 | 64.4 | 6.3 | 0.3 | 0.2 |
| South Dakota..... | 43.9 | 51.5 | 3.8 | 0.4 | 0.4 | 28.7 | 63.7 | 7.0 | 0.5 | 0.1 |
| Nebraska..... | 42.9 | 52.7 | 3.7 | 0.4 | 0.3 | 29.6 | 62.4 | 7.4 | 0.5 | 0.1 |
| Kansas..... | 39.5 | 55.3 | 4.3 | 0.4 | 0.5 | 28.5 | 62.1 | 8.6 | 0.6 | 0.2 |
| South Central division..... | 38.9 | 55.6 | 4.9 | 0.3 | 0.3 | 28.6 | 58.2 | 12.4 | 0.6 | 0.2 |
| Kentucky..... | 38.8 | 55.8 | 4.8 | 0.3 | 0.3 | 30.1 | 57.4 | 11.7 | 0.6 | 0.2 |
| Tennessee..... | 38.9 | 55.6 | 4.9 | 0.3 | 0.3 | 30.5 | 56.2 | 12.5 | 0.6 | 0.2 |
| Alabama..... | 38.2 | 56.7 | 4.6 | 0.3 | 0.2 | 29.6 | 56.2 | 13.5 | 0.6 | 0.1 |
| Mississippi..... | 38.2 | 56.2 | 5.0 | 0.3 | 0.3 | 29.0 | 56.6 | 13.6 | 0.6 | 0.2 |
| Louisiana..... | 39.8 | 54.6 | 5.1 | 0.3 | 0.2 | 29.6 | 55.0 | 14.7 | 0.6 | 0.1 |
| Texas..... | 39.9 | 54.7 | 4.6 | 0.4 | 0.4 | 27.3 | 60.4 | 11.4 | 0.7 | 0.2 |
| Indian Territory..... | 38.4 | 55.0 | 5.4 | 0.3 | 0.9 | 22.1 | 66.8 | 9.9 | 0.5 | 0.7 |
| Oklahoma..... | 38.5 | 56.1 | 4.4 | 0.4 | 0.6 | 22.5 | 69.6 | 7.1 | 0.6 | 0.2 |
| Arkansas..... | 37.6 | 56.1 | 5.6 | 0.3 | 0.4 | 26.0 | 60.8 | 12.5 | 0.6 | 0.1 |
| Western division..... | 48.3 | 45.6 | 4.4 | 0.6 | 1.1 | 28.0 | 60.4 | 10.5 | 0.9 | 0.2 |
| Montana..... | 56.8 | 37.9 | 3.6 | 0.6 | 1.1 | 24.6 | 66.5 | 7.3 | 0.9 | 0.2 |
| Wyoming..... | 58.2 | 37.1 | 3.5 | 0.5 | 0.7 | 24.7 | 68.1 | 6.4 | 0.6 | 0.2 |
| Colorado..... | 44.0 | 49.7 | 4.2 | 0.6 | 1.5 | 26.2 | 62.7 | 9.9 | 0.8 | 0.4 |
| New Mexico..... | 36.9 | 56.6 | 5.6 | 0.7 | 0.2 | 19.8 | 67.8 | 11.3 | 1.0 | 0.1 |
| Arizona..... | 49.5 | 43.6 | 5.1 | 0.7 | 1.1 | 21.0 | 64.3 | 12.6 | 1.0 | 0.6 |
| Utah..... | 41.0 | 54.8 | 3.3 | 0.4 | 0.5 | 29.5 | 59.3 | 10.2 | 0.9 | 0.1 |
| Nevada..... | 53.1 | 40.1 | 5.1 | 0.9 | 0.8 | 26.6 | 59.6 | 12.6 | 0.9 | 0.3 |
| Idaho..... | 49.3 | 45.7 | 4.0 | 0.7 | 0.3 | 28.7 | 68.1 | 7.4 | 0.8 | (²) |
| Washington..... | 50.4 | 43.0 | 3.9 | 0.7 | 2.0 | 25.5 | 65.5 | 7.9 | 0.9 | 0.2 |
| Oregon..... | 47.8 | 46.1 | 4.8 | 0.8 | 0.5 | 29.0 | 61.4 | 8.6 | 0.9 | 0.1 |
| California..... | 48.8 | 44.9 | 4.7 | 0.6 | 1.0 | 31.1 | 55.2 | 12.5 | 0.9 | 0.3 |
| Alaska..... | 39.3 | 26.4 | 2.5 | 0.2 | 31.6 | 20.0 | 61.4 | 13.7 | 1.3 | 3.6 |
| Hawaii..... | 59.7 | 36.7 | 2.8 | 0.3 | 0.5 | 15.1 | 77.9 | 6.4 | 0.4 | 0.2 |

¹ Includes persons in the military and naval service of the United States (including civilian employees, etc.) stationed abroad, not credited to any state or territory.² Less than one-tenth of 1 per cent.

CONJUGAL CONDITION.

As shown by table XLVII, in 1900 very nearly one-half of all males 15 years of age and over in the Western division are single, the proportions ranging from 58.2 per cent in Wyoming to 36.9 per cent in New Mexico. The proportion of single males in Montana is 56.8 per cent, or very nearly as large as that for Wyoming, and this class also represents more than one-half of all males in Nevada and Washington, and very nearly one-half of all in Arizona, Idaho, and California. On the other hand, the proportions of married women in the states of this division are very large, ranging from 68.1 per cent in Idaho and Wyoming to 55.2 per cent in California, with an average of 60.4 per cent for the division as a whole. Somewhat similar conditions, though in less degree, are found in several of the states comprising the North Central division, where the range in the proportion of unmarried males is from 49 per cent in North Dakota to 36.5 per cent in Indiana, with an average of 40 per cent for the entire division. In Minnesota, South Dakota, Nebraska, and Wisconsin the proportion of unmarried males is also higher than the average for the division, and in these states, as in most of the others in this division, there is a large proportion of married women and a correspondingly small proportion of single women. The differ-

ences in the proportions of the single and married in these states are due to the large excess of males, affording greater opportunities to women to marry.

The effect of the uneven distribution of the sexes is apparent also in the South Central division, where there is a large excess of males; this is particularly noticeable in Texas, Indian Territory, Oklahoma, and Arkansas, in which the proportions of single and married women differ considerably from the corresponding proportions for men. The variation in the proportions of single males and females 15 years of age and over in the several states and territories, and particularly in the South, is due in part to the larger proportion of girls from 15 to 19 years of age, as compared with the proportion of males of the same ages, who are married, and this difference in the minimum age limit at which marriage is contracted by each sex obscures somewhat the true effect upon the conjugal condition of the population in the various sections of the country arising from the disproportion of the sexes in those sections. This is brought out very clearly in table XLVIII, in which the conjugal condition of the population 20 years of age and over in 1900, in each of the five geographic divisions, is shown by sex for each of the principal elements.

TABLE XLVIII.—*Conjugal condition of persons 20 years of age and over, classified by sex, general nativity, and color, by geographic divisions: 1900.*

| SEX, GENERAL NATIVITY, COLOR, AND CONJUGAL CONDITION. | THE UNITED STATES. | | NORTH ATLANTIC DIVISION. | | SOUTH ATLANTIC DIVISION. | | NORTH CENTRAL DIVISION. | | SOUTH CENTRAL DIVISION. | | WESTERN DIVISION. | |
|---|--------------------|-----------|--------------------------|-----------|--------------------------|-----------|-------------------------|-----------|-------------------------|-----------|-------------------|-----------|
| | Number. | Per cent. | Number. | Per cent. | Number. | Per cent. | Number. | Per cent. | Number. | Per cent. | Number. | Per cent. |
| MALES. | | | | | | | | | | | | |
| Aggregate | 21,869,948 | 100.0 | 6,454,791 | 100.0 | 2,606,454 | 100.0 | 7,795,330 | 100.0 | 3,525,244 | 100.0 | 1,488,129 | 100.0 |
| Single | 6,591,558 | 30.1 | 1,999,915 | 31.0 | 707,322 | 27.1 | 2,341,672 | 30.0 | 916,836 | 26.0 | 625,813 | 42.1 |
| Married | 13,917,869 | 63.6 | 4,059,468 | 62.9 | 1,740,736 | 66.8 | 4,984,500 | 63.9 | 2,372,126 | 67.3 | 761,039 | 51.1 |
| Widowed | 1,177,105 | 5.4 | 353,012 | 5.5 | 139,789 | 5.4 | 401,960 | 5.2 | 208,938 | 5.9 | 73,406 | 4.9 |
| Divorced | 84,036 | 0.4 | 16,868 | 0.2 | 5,884 | 0.2 | 37,070 | 0.5 | 13,458 | 0.4 | 10,756 | 0.7 |
| Unknown | 99,380 | 0.5 | 25,528 | 0.4 | 12,723 | 0.5 | 30,128 | 0.4 | 13,886 | 0.4 | 17,115 | 1.2 |
| Native white—native parents | 10,965,423 | 100.0 | 2,848,243 | 100.0 | 1,523,906 | 100.0 | 3,792,120 | 100.0 | 2,145,657 | 100.0 | 650,495 | 100.0 |
| Single | 3,100,339 | 28.3 | 800,448 | 28.1 | 423,267 | 27.7 | 1,066,515 | 28.1 | 558,854 | 26.1 | 251,255 | 38.6 |
| Married | 7,169,285 | 65.4 | 1,846,850 | 64.8 | 1,025,530 | 67.1 | 2,485,237 | 65.6 | 1,463,516 | 68.2 | 348,102 | 53.5 |
| Widowed | 587,430 | 5.4 | 173,399 | 6.1 | 71,363 | 4.6 | 198,110 | 5.2 | 110,227 | 5.1 | 34,331 | 5.3 |
| Divorced | 47,887 | 0.4 | 11,671 | 0.4 | 2,904 | 0.2 | 21,915 | 0.6 | 5,724 | 0.3 | 5,673 | 0.9 |
| Unknown | 60,532 | 0.5 | 15,875 | 0.6 | 5,844 | 0.4 | 20,343 | 0.5 | 7,336 | 0.3 | 11,134 | 1.7 |
| Native white—foreign parents | 3,599,137 | 100.0 | 1,311,473 | 100.0 | 109,215 | 100.0 | 1,718,289 | 100.0 | 183,892 | 100.0 | 276,268 | 100.0 |
| Single | 1,571,763 | 43.7 | 588,844 | 44.9 | 42,733 | 39.1 | 728,623 | 42.4 | 70,447 | 38.3 | 141,106 | 51.1 |
| Married | 1,903,798 | 52.9 | 677,974 | 51.7 | 61,539 | 56.4 | 935,186 | 54.4 | 105,275 | 57.3 | 123,824 | 44.8 |
| Widowed | 106,003 | 2.9 | 40,146 | 3.0 | 4,358 | 4.0 | 45,533 | 2.6 | 7,197 | 3.9 | 8,769 | 3.2 |
| Divorced | 11,403 | 0.3 | 2,374 | 0.2 | 265 | 0.2 | 6,215 | 0.4 | 626 | 0.3 | 1,923 | 0.7 |
| Unknown | 6,180 | 0.2 | 2,135 | 0.2 | 320 | 0.3 | 2,732 | 0.2 | 347 | 0.2 | 646 | 0.2 |
| Foreign white | 4,985,978 | 100.0 | 2,150,658 | 100.0 | 105,522 | 100.0 | 2,105,063 | 100.0 | 180,893 | 100.0 | 443,842 | 100.0 |
| Single | 1,276,765 | 25.6 | 550,990 | 25.6 | 24,161 | 22.9 | 484,113 | 23.0 | 41,417 | 22.9 | 176,084 | 39.7 |
| Married | 3,353,741 | 67.3 | 1,458,872 | 67.9 | 71,635 | 67.9 | 1,463,826 | 69.5 | 122,801 | 67.9 | 286,607 | 53.3 |
| Widowed | 326,380 | 6.5 | 131,898 | 6.1 | 8,923 | 8.4 | 144,233 | 6.9 | 15,328 | 8.5 | 25,943 | 5.9 |
| Divorced | 13,339 | 0.3 | 2,448 | 0.1 | 181 | 0.2 | 7,244 | 0.3 | 670 | 0.3 | 2,796 | 0.6 |
| Unknown | 15,763 | 0.3 | 6,450 | 0.3 | 617 | 0.6 | 5,597 | 0.3 | 677 | 0.4 | 2,412 | 0.5 |
| Persons of negro descent | 2,159,258 | 100.0 | 127,573 | 100.0 | 859,655 | 100.0 | 161,175 | 100.0 | 998,158 | 100.0 | 12,697 | 100.0 |
| Single | 569,357 | 26.4 | 49,183 | 38.6 | 215,650 | 25.1 | 56,809 | 35.2 | 241,552 | 24.2 | 6,163 | 48.5 |
| Married | 1,414,690 | 65.5 | 69,810 | 54.7 | 580,510 | 67.5 | 88,727 | 55.1 | 670,297 | 67.2 | 5,346 | 42.1 |
| Widowed | 150,955 | 7.0 | 7,279 | 5.7 | 55,047 | 6.4 | 12,810 | 7.9 | 75,020 | 7.5 | 799 | 6.3 |
| Divorced | 10,971 | 0.5 | 358 | 0.3 | 2,531 | 0.3 | 1,566 | 1.0 | 6,381 | 0.6 | 135 | 1.1 |
| Unknown | 13,285 | 0.6 | 943 | 0.7 | 5,917 | 0.7 | 1,263 | 0.8 | 4,908 | 0.5 | 254 | 2.0 |

STATISTICS OF POPULATION.

TABLE XLVIII.—*Conjugal condition of persons 20 years of age and over, classified by sex, general nativity, and color, by geographic divisions: 1900—Continued.*

| SEX, GENERAL NATIVITY, COLOR, AND CONJUGAL CONDITION. | THE UNITED STATES. | | NORTH ATLANTIC DIVISION. | | SOUTH ATLANTIC DIVISION. | | NORTH CENTRAL DIVISION. | | SOUTH CENTRAL DIVISION. | | WESTERN DIVISION. | |
|---|--------------------|-----------|--------------------------|-----------|--------------------------|-----------|-------------------------|-----------|-------------------------|-----------|-------------------|-----------|
| | Number. | Per cent. | Number. | Per cent. | Number. | Per cent. | Number. | Per cent. | Number. | Per cent. | Number. | Per cent. |
| FEMALES. | | | | | | | | | | | | |
| Aggregate | 20,443,553 | 100.0 | 6,440,519 | 100.0 | 2,624,719 | 100.0 | 7,053,290 | 100.0 | 3,315,433 | 100.0 | 1,009,592 | 100.0 |
| Single | 4,191,716 | 20.5 | 1,599,255 | 24.8 | 545,024 | 20.8 | 1,334,961 | 18.9 | 535,230 | 16.1 | 177,246 | 17.5 |
| Married | 13,394,375 | 65.5 | 3,936,352 | 61.1 | 1,679,141 | 64.0 | 4,836,525 | 68.6 | 2,247,145 | 67.8 | 695,212 | 68.9 |
| Widowed | 2,708,379 | 13.2 | 871,555 | 13.5 | 333,968 | 14.6 | 825,547 | 11.7 | 503,029 | 15.2 | 124,280 | 12.3 |
| Divorced | 112,229 | 0.6 | 22,532 | 0.4 | 10,722 | 0.4 | 45,201 | 0.6 | 23,520 | 0.7 | 10,254 | 1.0 |
| Unknown | 36,854 | 0.2 | 10,825 | 0.2 | 5,864 | 0.2 | 11,056 | 0.2 | 6,509 | 0.2 | 2,600 | 0.3 |
| Native white—native parents | 10,449,495 | 100.0 | 2,923,376 | 100.0 | 1,530,040 | 100.0 | 3,531,751 | 100.0 | 1,985,904 | 100.0 | 478,424 | 100.0 |
| Single | 2,045,922 | 19.6 | 679,113 | 23.2 | 333,441 | 21.8 | 633,233 | 17.9 | 321,185 | 16.2 | 78,900 | 16.5 |
| Married | 6,993,476 | 66.9 | 1,809,901 | 61.9 | 995,511 | 65.1 | 2,452,451 | 69.4 | 1,399,935 | 70.5 | 335,673 | 70.2 |
| Widowed | 1,323,257 | 12.7 | 413,519 | 14.2 | 193,396 | 12.6 | 411,439 | 11.7 | 253,248 | 12.8 | 56,655 | 11.8 |
| Divorced | 61,237 | 0.6 | 14,765 | 0.5 | 4,690 | 0.3 | 27,594 | 0.8 | 8,791 | 0.4 | 5,397 | 1.1 |
| Unknown | 20,603 | 0.2 | 6,078 | 0.2 | 3,002 | 0.2 | 6,984 | 0.2 | 2,745 | 0.1 | 1,794 | 0.4 |
| Native white—foreign parents | 3,593,491 | 100.0 | 1,392,807 | 100.0 | 113,257 | 100.0 | 1,678,264 | 100.0 | 177,860 | 100.0 | 231,303 | 100.0 |
| Single | 1,148,169 | 31.9 | 508,282 | 36.5 | 36,075 | 31.8 | 493,534 | 29.4 | 47,310 | 26.6 | 62,968 | 27.2 |
| Married | 2,169,114 | 60.4 | 771,361 | 55.4 | 64,736 | 57.2 | 1,072,943 | 63.9 | 110,809 | 62.3 | 149,260 | 64.5 |
| Widowed | 256,467 | 7.1 | 107,931 | 7.7 | 11,884 | 10.5 | 101,523 | 6.1 | 13,520 | 10.4 | 16,604 | 7.2 |
| Divorced | 16,408 | 0.5 | 3,813 | 0.3 | 419 | 0.4 | 3,923 | 0.5 | 993 | 0.6 | 2,260 | 1.0 |
| Unknown | 3,333 | 0.1 | 1,420 | 0.1 | 143 | 0.1 | 1,331 | 0.1 | 228 | 0.1 | 211 | 0.1 |
| Foreign white | 4,154,967 | 100.0 | 1,993,363 | 100.0 | 83,550 | 100.0 | 1,635,290 | 100.0 | 131,371 | 100.0 | 261,393 | 100.0 |
| Single | 610,593 | 14.7 | 375,625 | 18.9 | 11,213 | 13.4 | 130,119 | 10.7 | 12,349 | 9.3 | 30,732 | 11.8 |
| Married | 2,823,800 | 68.0 | 1,234,417 | 64.4 | 52,399 | 63.3 | 1,215,200 | 72.1 | 86,753 | 66.0 | 184,531 | 70.6 |
| Widowed | 702,294 | 16.9 | 327,175 | 16.4 | 19,030 | 22.8 | 231,407 | 16.7 | 30,914 | 23.5 | 43,768 | 16.7 |
| Divorced | 12,441 | 0.3 | 3,362 | 0.2 | 155 | 0.2 | 6,409 | 0.4 | 542 | 0.4 | 1,973 | 0.8 |
| Unknown | 5,839 | 0.1 | 2,784 | 0.1 | 243 | 0.3 | 2,155 | 0.1 | 313 | 0.3 | 339 | 0.1 |
| Persons of negro descent | 2,182,311 | 100.0 | 123,876 | 100.0 | 896,215 | 100.0 | 143,017 | 100.0 | 1,005,534 | 100.0 | 3,669 | 100.0 |
| Single | 380,643 | 17.4 | 35,338 | 27.8 | 163,944 | 18.3 | 26,737 | 18.7 | 152,434 | 15.2 | 1,620 | 13.7 |
| Married | 1,364,313 | 62.5 | 69,359 | 53.8 | 564,336 | 63.0 | 35,337 | 59.7 | 639,635 | 63.6 | 5,051 | 58.3 |
| Widowed | 409,766 | 18.8 | 22,565 | 17.5 | 159,462 | 17.8 | 23,337 | 19.8 | 197,647 | 19.6 | 1,755 | 20.2 |
| Divorced | 21,320 | 1.0 | 576 | 0.5 | 5,453 | 0.6 | 2,053 | 1.4 | 13,043 | 1.3 | 135 | 2.1 |
| Unknown | 6,264 | 0.3 | 533 | 0.4 | 2,470 | 0.3 | 523 | 0.4 | 2,670 | 0.3 | 53 | 0.7 |

Table XLVIII shows that in 1900, for each element of the adult population, in the North Central and Western divisions—in which there is a large surplus of men—the proportions of married women exceed the proportions of married men. The differences in the proportions are especially marked in the Western division, where, of all women 20 years of age and over, very nearly seven-tenths (68.9 per cent) are married as against not much more than one-half (51.1 per cent) of all adult males. In the North Central division, the proportion of married women is 68.6 per cent, or practically the same as in the Western division, but the proportion of married men is much higher, being 63.9 per cent. The South Central division, also, has a larger proportion of married women than of married men among the native white elements of its adult population, but for the foreign white and negro population there is a somewhat larger proportion of married men.

In the North Atlantic and South Atlantic divisions, in which males are only slightly in excess, the con-

ditions are reversed. In each division there is a somewhat larger proportion of married men than of married women, this being true of each element of the adult population except native whites of foreign parentage, for whom, in each case, the proportion of married is larger for the women, probably because of a large number of marriages between women of this class and foreign born men.

Table XLIX is a detailed comparison by sex and age periods of the statistics of conjugal condition for 1890 and 1900, for each principal element of the population 15 years of age and over. The distribution of the single, married, and widowed, according to general nativity and color, as returned at the census of 1900, is also presented graphically in the diagram on plate 3, while the conjugal condition of each element of the population in 1900, distributed according to the proportion of the total number of each sex in each age group, is illustrated in a series of diagrams on plates 9 and 10.

CONJUGAL CONDITION.

TABLE XLIX.—Conjugal condition of persons 15 years of age and over, classified by sex, general nativity, color, and age periods: 1890 and 1900.¹

MALES.

| GENERAL NATIVITY, COLOR, AND CONJUGAL CONDITION. | 15 TO 19 YEARS. | | | | 20 TO 24 YEARS. | | | | 25 TO 29 YEARS. | | | |
|--|-----------------|------------------|-----------|------------------|-----------------|------------------|-----------|------------------|-----------------|-----------|-----------|-----------|
| | 1900 | | 1890 | | 1900 | | 1890 | | 1900 | | 1890 | |
| | Number. | Per cent. | Number. | Per cent. | Number. | Per cent. | Number. | Per cent. | Number. | Per cent. | Number. | Per cent. |
| Aggregate..... | 3,750,451 | 100.0 | 3,248,711 | 100.0 | 3,624,580 | 100.0 | 3,104,893 | 100.0 | 3,323,543 | 100.0 | 2,698,311 | 100.0 |
| Single..... | 3,706,382 | 98.8 | 3,230,835 | 99.5 | 2,812,113 | 77.6 | 2,505,460 | 80.7 | 1,520,782 | 45.8 | 1,240,797 | 46.0 |
| Married..... | 37,781 | 1.0 | 16,746 | 0.5 | 782,907 | 21.6 | 585,748 | 18.9 | 1,746,620 | 52.5 | 1,421,407 | 52.7 |
| Widowed..... | 871 | (²) | 137 | (²) | 14,332 | 0.4 | 7,610 | 0.2 | 38,781 | 1.2 | 26,601 | 1.0 |
| Divorced..... | 194 | (²) | 28 | (²) | 3,322 | 0.1 | 1,468 | (²) | 8,218 | 0.2 | 4,340 | 0.1 |
| Unknown..... | 5,223 | 0.2 | 965 | (²) | 11,906 | 0.3 | 4,607 | 0.2 | 9,142 | 0.3 | 5,166 | 0.2 |
| Native white—native parents..... | 2,122,685 | 100.0 | 1,770,908 | 100.0 | 1,903,864 | 100.0 | 1,604,239 | 100.0 | 1,634,867 | 100.0 | 1,295,025 | 100.0 |
| Single..... | 2,094,924 | 98.7 | 1,759,457 | 99.4 | 1,445,161 | 75.9 | 1,273,130 | 79.4 | 688,177 | 42.1 | 548,907 | 42.3 |
| Married..... | 24,687 | 1.2 | 11,008 | 0.6 | 444,361 | 23.3 | 324,224 | 20.2 | 918,804 | 56.2 | 728,265 | 56.2 |
| Widowed..... | 464 | (²) | 64 | (²) | 7,047 | 0.4 | 3,867 | 0.2 | 19,305 | 1.2 | 13,674 | 1.1 |
| Divorced..... | 106 | (²) | 11 | (²) | 1,898 | 0.1 | 855 | 0.1 | 4,601 | 0.3 | 2,604 | 0.2 |
| Unknown..... | 2,454 | 0.1 | 368 | (²) | 5,397 | 0.3 | 2,163 | 0.1 | 3,980 | 0.2 | 2,175 | 0.2 |
| Native white—foreign parents..... | 864,074 | 100.0 | 780,348 | 100.0 | 785,431 | 100.0 | 660,401 | 100.0 | 718,494 | 100.0 | 509,583 | 100.0 |
| Single..... | 860,621 | 99.6 | 789,157 | 99.9 | 681,067 | 86.7 | 587,501 | 89.0 | 408,713 | 56.9 | 281,269 | 55.2 |
| Married..... | 2,582 | 0.3 | 1,036 | 0.1 | 101,042 | 12.9 | 71,508 | 10.8 | 301,846 | 42.0 | 223,639 | 43.9 |
| Widowed..... | 52 | (²) | 10 | (²) | 1,297 | 0.2 | 769 | 0.1 | 5,427 | 0.7 | 3,658 | 0.7 |
| Divorced..... | 19 | (²) | 3 | (²) | 380 | (²) | 161 | (²) | 1,286 | 0.2 | 579 | 0.1 |
| Unknown..... | 800 | 0.1 | 142 | (²) | 1,645 | 0.2 | 462 | 0.1 | 1,222 | 0.2 | 438 | 0.1 |
| Foreign white..... | 271,381 | 100.0 | 257,658 | 100.0 | 456,186 | 100.0 | 476,224 | 100.0 | 589,521 | 100.0 | 602,545 | 100.0 |
| Single..... | 269,028 | 99.1 | 256,783 | 99.6 | 375,442 | 82.3 | 403,381 | 84.7 | 293,648 | 49.8 | 315,021 | 52.3 |
| Married..... | 1,815 | 0.7 | 690 | 0.3 | 78,117 | 17.1 | 71,145 | 15.0 | 289,727 | 49.2 | 282,329 | 46.8 |
| Widowed..... | 58 | (²) | 11 | (²) | 782 | 0.2 | 617 | 0.1 | 3,714 | 0.6 | 3,377 | 0.6 |
| Divorced..... | 7 | (²) | 1 | (²) | 136 | (²) | 75 | (²) | 513 | 0.1 | 364 | 0.1 |
| Unknown..... | 473 | 0.2 | 173 | 0.1 | 1,709 | 0.4 | 1,006 | 0.2 | 1,919 | 0.3 | 1,464 | 0.2 |
| Persons of negro descent..... | 473,750 | 100.0 | 422,258 | 100.0 | 458,921 | 100.0 | 350,392 | 100.0 | 360,597 | 100.0 | 272,044 | 100.0 |
| Single..... | 463,928 | 97.9 | 418,212 | 99.1 | 295,175 | 64.3 | 230,123 | 65.7 | 118,826 | 32.9 | 81,750 | 30.1 |
| Married..... | 8,196 | 1.7 | 3,842 | 0.9 | 155,016 | 33.8 | 117,005 | 33.4 | 228,245 | 63.3 | 183,195 | 67.3 |
| Widowed..... | 278 | 0.1 | 50 | (²) | 5,013 | 1.1 | 2,336 | 0.7 | 10,005 | 2.8 | 5,813 | 2.1 |
| Divorced..... | 55 | (²) | 13 | (²) | 864 | 0.2 | 374 | 0.1 | 1,740 | 0.5 | 782 | 0.3 |
| Unknown..... | 1,293 | 0.3 | 141 | (²) | 2,853 | 0.6 | 554 | 0.1 | 1,778 | 0.5 | 504 | 0.2 |

| GENERAL NATIVITY, COLOR, AND CONJUGAL CONDITION. | 30 TO 34 YEARS. | | | | 35 TO 44 YEARS. | | | | 45 TO 54 YEARS. | | | |
|--|-----------------|-----------|-----------|-----------|-----------------|-----------|-----------|-----------|-----------------|-----------|-----------|-----------|
| | 1900 | | 1890 | | 1900 | | 1890 | | 1900 | | 1890 | |
| | Number. | Per cent. | Number. | Per cent. | Number. | Per cent. | Number. | Per cent. | Number. | Per cent. | Number. | Per cent. |
| Aggregate..... | 2,901,321 | 100.0 | 2,425,664 | 100.0 | 4,872,781 | 100.0 | 3,705,648 | 100.0 | 3,402,458 | 100.0 | 2,627,024 | 100.0 |
| Single..... | 800,664 | 27.6 | 642,827 | 26.5 | 826,201 | 16.9 | 568,511 | 15.3 | 349,429 | 10.3 | 239,928 | 9.1 |
| Married..... | 2,025,729 | 69.8 | 1,728,930 | 71.3 | 3,840,575 | 78.8 | 2,997,030 | 80.9 | 2,797,354 | 82.2 | 2,213,901 | 84.3 |
| Widowed..... | 58,312 | 2.0 | 43,777 | 1.8 | 174,535 | 3.6 | 120,796 | 3.3 | 230,656 | 6.8 | 157,920 | 6.0 |
| Divorced..... | 10,307 | 0.4 | 5,832 | 0.2 | 22,630 | 0.5 | 12,837 | 0.3 | 19,498 | 0.6 | 11,393 | 0.4 |
| Unknown..... | 6,309 | 0.2 | 4,298 | 0.2 | 8,840 | 0.2 | 6,474 | 0.2 | 5,521 | 0.1 | 3,882 | 0.2 |
| Native white—native parents..... | 1,372,529 | 100.0 | 1,229,228 | 100.0 | 2,288,896 | 100.0 | 1,944,905 | 100.0 | 1,748,978 | 100.0 | 1,374,649 | 100.0 |
| Single..... | 335,619 | 24.4 | 291,392 | 23.7 | 337,156 | 14.7 | 259,248 | 13.3 | 157,321 | 9.0 | 110,000 | 8.0 |
| Married..... | 1,000,129 | 72.9 | 909,155 | 74.0 | 1,852,064 | 80.9 | 1,611,698 | 82.9 | 1,465,221 | 83.8 | 1,177,114 | 85.6 |
| Widowed..... | 28,262 | 2.1 | 23,369 | 1.9 | 83,048 | 3.6 | 63,415 | 3.3 | 112,649 | 6.5 | 78,999 | 5.8 |
| Divorced..... | 5,783 | 0.4 | 3,595 | 0.3 | 12,779 | 0.6 | 7,941 | 0.4 | 11,274 | 0.6 | 6,951 | 0.5 |
| Unknown..... | 2,736 | 0.2 | 1,717 | 0.1 | 3,849 | 0.2 | 2,608 | 0.1 | 2,513 | 0.1 | 1,585 | 0.1 |
| Native white—foreign parents..... | 586,215 | 100.0 | 422,646 | 100.0 | 896,524 | 100.0 | 413,884 | 100.0 | 390,484 | 100.0 | 163,102 | 100.0 |
| Single..... | 208,921 | 35.7 | 134,738 | 31.9 | 195,610 | 21.8 | 79,998 | 19.3 | 54,548 | 14.0 | 19,264 | 11.8 |
| Married..... | 364,844 | 62.2 | 279,865 | 66.2 | 667,384 | 74.5 | 319,613 | 77.2 | 308,522 | 79.0 | 132,947 | 81.5 |
| Widowed..... | 9,838 | 1.7 | 6,863 | 1.6 | 28,632 | 3.2 | 12,550 | 3.0 | 24,637 | 6.3 | 9,955 | 6.1 |
| Divorced..... | 1,843 | 0.3 | 921 | 0.2 | 3,908 | 0.4 | 1,458 | 0.4 | 2,382 | 0.6 | 894 | 0.5 |
| Unknown..... | 769 | 0.1 | 259 | 0.1 | 990 | 0.1 | 265 | 0.1 | 395 | 0.1 | 102 | 0.1 |

¹For the mainland of the United States.

²Less than one-tenth of 1 per cent.

STATISTICS OF POPULATION.

TABLE XLIX.—*Conjugal condition of persons 15 years of age and over, classified by sex, general nativity, color, and age periods: 1890 and 1900*¹—Continued.

MALES—Continued.

| GENERAL NATIVITY, COLOR, AND CONJUGAL CONDITION. | 30 TO 34 YEARS. | | | | 35 TO 44 YEARS. | | | | 45 TO 54 YEARS. | | | |
|--|-----------------|-----------|-----------|-----------|--------------------|-----------|-----------|-----------|-----------------|-----------|---------|-----------|
| | 1900 | | 1890 | | 1900 | | 1890 | | 1900 | | 1890 | |
| | Number. | Per cent. | Number. | Per cent. | Number. | Per cent. | Number. | Per cent. | Number. | Per cent. | Number. | Per cent. |
| Foreign white | 660,702 | 100.0 | 549,099 | 100.0 | 1,230,104 | 100.0 | 968,577 | 100.0 | 908,545 | 100.0 | 816,453 | 100.0 |
| Single..... | 191,660 | 29.0 | 164,706 | 30.0 | 219,013 | 17.8 | 170,079 | 17.6 | 103,458 | 11.4 | 86,937 | 10.6 |
| Married..... | 458,043 | 69.3 | 375,884 | 68.5 | 971,978 | 79.0 | 768,025 | 79.3 | 741,917 | 81.6 | 677,427 | 83.0 |
| Widowed..... | 8,461 | 1.3 | 6,662 | 1.2 | 33,751 | 2.7 | 26,552 | 2.7 | 57,996 | 6.4 | 48,078 | 5.9 |
| Divorced..... | 1,041 | 0.2 | 572 | 0.1 | 3,035 | 0.3 | 1,988 | 0.2 | 3,540 | 0.4 | 2,607 | 0.3 |
| Unknown..... | 1,497 | 0.2 | 1,275 | 0.2 | 2,332 | 0.2 | 1,933 | 0.2 | 1,634 | 0.2 | 1,334 | 0.2 |
| Persons of negro descent..... | 262,130 | 100.0 | 203,361 | 100.0 | 412,461 | 100.0 | 343,858 | 100.0 | 323,683 | 100.0 | 257,301 | 100.0 |
| Single..... | 54,902 | 21.0 | 37,652 | 18.5 | 54,358 | 13.2 | 38,961 | 11.3 | 23,267 | 7.2 | 16,547 | 6.4 |
| Married..... | 198,269 | 73.7 | 157,959 | 77.7 | 326,172 | 79.1 | 284,967 | 82.9 | 263,510 | 81.4 | 218,932 | 85.1 |
| Widowed..... | 11,315 | 4.3 | 6,745 | 3.3 | 27,912 | 6.7 | 17,934 | 5.2 | 33,914 | 10.5 | 20,468 | 8.0 |
| Divorced..... | 1,572 | 0.6 | 734 | 0.3 | 2,797 | 0.7 | 1,435 | 0.4 | 2,222 | 0.7 | 993 | 0.4 |
| Unknown..... | 1,072 | 0.4 | 371 | 0.2 | 1,222 | 0.3 | 561 | 0.2 | 770 | 0.2 | 361 | 0.1 |
| | 55 TO 64 YEARS. | | | | 65 YEARS AND OVER. | | | | AGE UNKNOWN. | | | |
| | 1900 | | 1890 | | 1900 | | 1890 | | 1900 | | 1890 | |
| | Number. | Per cent. | Number. | Per cent. | Number. | Per cent. | Number. | Per cent. | Number. | Per cent. | Number. | Per cent. |
| Aggregate | 2,062,424 | 100.0 | 1,630,373 | 100.0 | 1,555,418 | 100.0 | 1,233,719 | 100.0 | 127,423 | 100.0 | 103,529 | 100.0 |
| Single..... | 156,823 | 7.6 | 111,144 | 6.8 | 89,152 | 5.7 | 69,100 | 5.6 | 36,394 | 28.6 | 47,109 | 45.5 |
| Married..... | 1,644,373 | 79.7 | 1,342,414 | 82.3 | 1,044,051 | 67.1 | 869,925 | 70.5 | 36,260 | 28.5 | 29,104 | 28.1 |
| Widowed..... | 245,424 | 11.9 | 166,686 | 10.2 | 410,565 | 26.4 | 287,583 | 23.3 | 4,500 | 3.5 | 4,327 | 4.2 |
| Divorced..... | 12,297 | 0.6 | 7,335 | 0.5 | 7,355 | 0.5 | 4,974 | 0.4 | 409 | 0.3 | 393 | 0.4 |
| Unknown..... | 3,507 | 0.2 | 2,294 | 0.2 | 4,295 | 0.3 | 2,137 | 0.2 | 49,860 | 39.1 | 22,596 | 21.8 |
| Native white—native parents..... | 1,089,079 | 100.0 | 883,493 | 100.0 | 850,330 | 100.0 | 713,548 | 100.0 | 76,330 | 100.0 | 59,190 | 100.0 |
| Single..... | 72,914 | 6.7 | 54,332 | 6.1 | 43,703 | 5.1 | 36,193 | 5.0 | 20,288 | 26.4 | 27,146 | 45.9 |
| Married..... | 887,317 | 81.5 | 739,692 | 83.7 | 585,534 | 68.9 | 515,609 | 71.8 | 15,805 | 20.6 | 13,530 | 22.8 |
| Widowed..... | 120,211 | 11.0 | 83,649 | 9.5 | 214,972 | 25.3 | 162,819 | 22.7 | 1,936 | 2.5 | 2,404 | 4.1 |
| Divorced..... | 7,058 | 0.7 | 4,365 | 0.6 | 4,268 | 0.5 | 3,114 | 0.4 | 226 | 0.3 | 246 | 0.4 |
| Unknown..... | 1,579 | 0.1 | 955 | 0.1 | 1,903 | 0.2 | 813 | 0.1 | 33,575 | 50.2 | 15,864 | 26.8 |
| Native white—foreign parents..... | 145,345 | 100.0 | 63,684 | 100.0 | 71,784 | 100.0 | 44,939 | 100.0 | 4,860 | 100.0 | 4,826 | 100.0 |
| Single..... | 15,316 | 10.5 | 5,716 | 9.0 | 5,479 | 7.6 | 2,341 | 6.3 | 2,099 | 43.2 | 3,237 | 67.1 |
| Married..... | 111,448 | 76.7 | 50,954 | 80.0 | 46,957 | 65.4 | 31,032 | 69.1 | 1,755 | 36.1 | 1,216 | 25.2 |
| Widowed..... | 17,236 | 11.9 | 6,615 | 10.4 | 18,738 | 26.1 | 10,734 | 24.0 | 143 | 3.1 | 182 | 3.8 |
| Divorced..... | 1,113 | 0.8 | 333 | 0.5 | 470 | 0.7 | 231 | 0.5 | 21 | 0.4 | 15 | 0.3 |
| Unknown..... | 182 | 0.1 | 61 | 0.1 | 140 | 0.2 | 51 | 0.1 | 837 | 17.2 | 176 | 3.6 |
| Foreign white | 631,024 | 100.0 | 532,586 | 100.0 | 493,760 | 100.0 | 360,817 | 100.0 | 16,136 | 100.0 | 16,630 | 100.0 |
| Single..... | 54,942 | 8.7 | 41,411 | 7.8 | 32,898 | 6.7 | 23,743 | 6.6 | 5,704 | 35.3 | 7,800 | 46.9 |
| Married..... | 493,193 | 78.1 | 423,444 | 80.4 | 315,046 | 63.8 | 242,313 | 67.1 | 5,725 | 35.5 | 4,543 | 27.3 |
| Widowed..... | 78,693 | 12.5 | 59,724 | 11.2 | 142,067 | 28.8 | 92,505 | 25.6 | 916 | 5.7 | 799 | 4.8 |
| Divorced..... | 3,000 | 0.5 | 2,142 | 0.4 | 2,030 | 0.4 | 1,313 | 0.4 | 44 | 0.3 | 45 | 0.3 |
| Unknown..... | 1,196 | 0.2 | 865 | 0.2 | 1,719 | 0.3 | 943 | 0.3 | 3,747 | 23.2 | 3,438 | 20.7 |
| Persons of negro descent | 183,234 | 100.0 | 144,761 | 100.0 | 133,025 | 100.0 | 107,311 | 100.0 | 25,157 | 100.0 | 18,435 | 100.0 |
| Single..... | 9,626 | 5.3 | 7,318 | 5.1 | 6,103 | 4.6 | 5,834 | 5.5 | 7,100 | 28.2 | 6,467 | 35.1 |
| Married..... | 144,027 | 78.6 | 120,391 | 83.2 | 92,585 | 69.6 | 79,851 | 74.4 | 11,916 | 47.4 | 9,371 | 50.8 |
| Widowed..... | 28,080 | 15.3 | 16,358 | 11.3 | 33,334 | 25.0 | 21,067 | 19.6 | 1,379 | 5.5 | 912 | 4.9 |
| Divorced..... | 1,103 | 0.6 | 484 | 0.3 | 558 | 0.4 | 311 | 0.3 | 115 | 0.4 | 36 | 0.5 |
| Unknown..... | 448 | 0.2 | 210 | 0.1 | 495 | 0.4 | 243 | 0.2 | 4,647 | 18.5 | 1,599 | 8.7 |

¹For the mainland of the United States

CONJUGAL CONDITION.

TABLE XLIX.—*Conjugal condition of persons 15 years of age and over, classified by sex, general nativity, color, and age periods: 1890 and 1900¹—Continued.*

FEMALES.

| GENERAL NATIVITY, COLOR, AND CONJUGAL CONDITION. | 15 TO 19 YEARS. | | | | 20 TO 24 YEARS. | | | | 25 TO 29 YEARS. | | | |
|--|-----------------|------------------|-----------|------------------|-----------------|-----------|-----------|-----------|-----------------|-----------|-----------|------------------|
| | 1900 | | 1890 | | 1900 | | 1890 | | 1900 | | 1890 | |
| | Number. | Per cent. | Number. | Per cent. | Number. | Per cent. | Number. | Per cent. | Number. | Per cent. | Number. | Per cent. |
| Aggregate..... | 3,805,638 | 100.0 | 3,308,852 | 100.0 | 3,710,436 | 100.0 | 3,091,783 | 100.0 | 3,205,898 | 100.0 | 2,529,466 | 100.0 |
| Single..... | 3,374,814 | 88.7 | 2,987,949 | 90.3 | 1,913,552 | 51.6 | 1,601,266 | 51.8 | 882,875 | 27.5 | 641,988 | 25.4 |
| Married..... | 415,682 | 10.9 | 313,983 | 9.5 | 1,726,296 | 46.5 | 1,444,712 | 46.7 | 2,209,357 | 68.9 | 1,805,064 | 71.3 |
| Widowed..... | 9,336 | 0.2 | 4,845 | 0.2 | 52,545 | 1.4 | 36,456 | 1.2 | 91,847 | 2.9 | 69,965 | 2.8 |
| Divorced..... | 2,418 | 0.1 | 1,101 | (²) | 13,124 | 0.4 | 6,931 | 0.2 | 18,461 | 0.6 | 10,588 | 0.4 |
| Unknown..... | 3,388 | 0.1 | 974 | (²) | 4,919 | 0.1 | 2,418 | 0.1 | 3,358 | 0.1 | 1,861 | 0.1 |
| Native white—native parents..... | 2,112,318 | 100.0 | 1,781,616 | 100.0 | 1,901,745 | 100.0 | 1,580,928 | 100.0 | 1,573,775 | 100.0 | 1,250,156 | 100.0 |
| Single..... | 1,847,495 | 87.4 | 1,585,623 | 89.0 | 925,681 | 48.7 | 765,762 | 48.4 | 397,100 | 25.2 | 289,866 | 23.2 |
| Married..... | 257,899 | 12.2 | 192,949 | 10.8 | 946,586 | 49.8 | 795,480 | 50.3 | 1,129,171 | 71.8 | 924,765 | 74.0 |
| Widowed..... | 4,077 | 0.2 | 2,074 | 0.1 | 20,688 | 1.1 | 14,957 | 0.9 | 36,718 | 2.3 | 29,011 | 2.3 |
| Divorced..... | 1,348 | 0.1 | 642 | 0.1 | 6,715 | 0.3 | 3,930 | 0.3 | 9,828 | 0.6 | 5,904 | 0.5 |
| Unknown..... | 1,499 | 0.1 | 328 | (²) | 2,125 | 0.1 | 799 | 0.1 | 1,458 | 0.1 | 610 | (²) |
| Native white—foreign parents..... | 882,416 | 100.0 | 811,180 | 100.0 | 824,522 | 100.0 | 685,525 | 100.0 | 788,615 | 100.0 | 519,684 | 100.0 |
| Single..... | 837,120 | 94.9 | 776,948 | 95.8 | 584,754 | 64.8 | 448,186 | 65.4 | 278,193 | 37.7 | 181,594 | 35.0 |
| Married..... | 43,832 | 5.0 | 33,709 | 4.2 | 282,517 | 34.3 | 232,514 | 33.9 | 443,185 | 60.0 | 326,026 | 62.7 |
| Widowed..... | 486 | (²) | 270 | (²) | 4,599 | 0.6 | 3,659 | 0.5 | 13,507 | 1.8 | 10,196 | 2.0 |
| Divorced..... | 226 | (²) | 119 | (²) | 1,680 | 0.2 | 902 | 0.1 | 3,096 | 0.4 | 1,668 | 0.3 |
| Unknown..... | 752 | 0.1 | 139 | (²) | 972 | 0.1 | 314 | 0.1 | 634 | 0.1 | 200 | (²) |
| Foreign white..... | 290,365 | 100.0 | 263,637 | 100.0 | 463,296 | 100.0 | 441,150 | 100.0 | 507,708 | 100.0 | 469,694 | 100.0 |
| Single..... | 258,007 | 88.9 | 241,504 | 91.6 | 247,010 | 53.3 | 241,264 | 54.7 | 128,864 | 25.4 | 119,816 | 25.5 |
| Married..... | 31,646 | 10.9 | 21,810 | 8.3 | 212,085 | 45.8 | 196,578 | 44.5 | 363,286 | 72.5 | 340,594 | 72.5 |
| Widowed..... | 291 | 0.1 | 175 | 0.1 | 2,810 | 0.6 | 2,519 | 0.6 | 8,738 | 1.7 | 8,150 | 1.7 |
| Divorced..... | 77 | (²) | 41 | (²) | 651 | 0.1 | 411 | 0.1 | 1,234 | 0.3 | 811 | 0.2 |
| Unknown..... | 344 | 0.1 | 107 | (²) | 740 | 0.2 | 378 | 0.1 | 596 | 0.1 | 323 | 0.1 |
| Persons of negro descent..... | 508,272 | 100.0 | 448,860 | 100.0 | 510,251 | 100.0 | 381,156 | 100.0 | 376,882 | 100.0 | 287,507 | 100.0 |
| Single..... | 423,040 | 83.2 | 381,090 | 84.9 | 202,892 | 39.7 | 145,011 | 38.1 | 77,607 | 20.6 | 50,223 | 17.5 |
| Married..... | 79,499 | 15.7 | 64,815 | 14.4 | 278,436 | 54.6 | 218,364 | 57.3 | 261,637 | 69.4 | 211,929 | 73.7 |
| Widowed..... | 4,341 | 0.9 | 2,301 | 0.5 | 23,969 | 4.7 | 15,242 | 4.0 | 32,316 | 8.6 | 22,505 | 7.8 |
| Divorced..... | 713 | 0.1 | 297 | 0.1 | 3,922 | 0.8 | 1,679 | 0.4 | 4,670 | 1.2 | 2,197 | 0.8 |
| Unknown..... | 679 | 0.1 | 357 | 0.1 | 1,032 | 0.2 | 360 | 0.2 | 652 | 0.2 | 653 | 0.2 |

| GENERAL NATIVITY, COLOR, AND CONJUGAL CONDITION. | 30 TO 34 YEARS. | | | | 35 TO 44 YEARS. | | | | 45 TO 54 YEARS. | | | |
|--|-----------------|-----------|-----------|------------------|-----------------|-----------|-----------|------------------|-----------------|-----------|-----------|------------------|
| | 1900 | | 1890 | | 1900 | | 1890 | | 1900 | | 1890 | |
| | Number. | Per cent. | Number. | Per cent. | Number. | Per cent. | Number. | Per cent. | Number. | Per cent. | Number. | Per cent. |
| Aggregate..... | 2,654,718 | 100.0 | 2,152,966 | 100.0 | 4,339,166 | 100.0 | 3,346,031 | 100.0 | 2,994,983 | 100.0 | 2,430,878 | 100.0 |
| Single..... | 441,409 | 16.6 | 326,306 | 15.2 | 481,668 | 11.1 | 330,139 | 9.9 | 284,413 | 7.8 | 171,454 | 7.1 |
| Married..... | 2,071,698 | 78.0 | 1,717,204 | 79.7 | 3,451,375 | 79.5 | 2,698,266 | 80.6 | 2,212,223 | 73.9 | 1,796,979 | 73.9 |
| Widowed..... | 121,944 | 4.6 | 96,797 | 4.5 | 372,677 | 8.6 | 296,202 | 8.8 | 526,456 | 17.6 | 447,370 | 18.4 |
| Divorced..... | 17,384 | 0.7 | 11,161 | 0.5 | 29,953 | 0.7 | 18,899 | 0.6 | 19,111 | 0.6 | 13,080 | 0.5 |
| Unknown..... | 2,283 | 0.1 | 1,498 | 0.1 | 3,493 | 0.1 | 2,425 | 0.1 | 2,780 | 0.1 | 1,995 | 0.1 |
| Native white—native parents..... | 1,286,831 | 100.0 | 1,147,641 | 100.0 | 2,115,226 | 100.0 | 1,828,798 | 100.0 | 1,580,440 | 100.0 | 1,352,563 | 100.0 |
| Single..... | 201,697 | 15.7 | 168,777 | 14.7 | 231,667 | 10.9 | 190,310 | 10.4 | 135,793 | 8.5 | 109,949 | 8.1 |
| Married..... | 1,025,492 | 79.7 | 927,690 | 80.8 | 1,709,587 | 80.8 | 1,489,857 | 81.5 | 1,202,478 | 75.6 | 1,013,877 | 75.0 |
| Widowed..... | 49,737 | 3.8 | 43,933 | 3.8 | 156,045 | 7.4 | 135,928 | 7.4 | 239,422 | 15.1 | 219,321 | 16.2 |
| Divorced..... | 8,888 | 0.7 | 6,657 | 0.6 | 16,263 | 0.8 | 11,746 | 0.6 | 11,285 | 0.7 | 8,642 | 0.6 |
| Unknown..... | 1,017 | 0.1 | 584 | 0.1 | 1,664 | 0.1 | 957 | 0.1 | 1,462 | 0.1 | 714 | 0.1 |
| Native white—foreign parents..... | 585,186 | 100.0 | 402,997 | 100.0 | 868,394 | 100.0 | 387,445 | 100.0 | 366,145 | 100.0 | 152,880 | 100.0 |
| Single..... | 138,194 | 23.6 | 81,630 | 20.3 | 189,149 | 16.0 | 49,379 | 12.9 | 39,244 | 10.7 | 13,326 | 8.7 |
| Married..... | 421,635 | 72.1 | 303,117 | 75.2 | 655,016 | 75.4 | 303,260 | 78.3 | 261,969 | 71.5 | 110,535 | 72.3 |
| Widowed..... | 21,802 | 3.7 | 16,309 | 4.0 | 68,526 | 7.9 | 32,162 | 8.3 | 62,444 | 17.1 | 28,084 | 18.4 |
| Divorced..... | 3,143 | 0.5 | 1,812 | 0.5 | 5,198 | 0.6 | 2,043 | 0.5 | 2,288 | 0.6 | 881 | 0.6 |
| Unknown..... | 412 | 0.1 | 129 | (²) | 505 | 0.1 | 101 | (²) | 200 | 0.1 | 54 | (²) |

¹ For the mainland of the United States.

² Less than one-tenth of 1 per cent.

STATISTICS OF POPULATION.

TABLE XLIX.—Conjugal condition of persons 15 years of age and over, classified by sex, general nativity, color, and age periods: 1890 and 1900¹.—Continued.

FEMALES—Continued.

| GENERAL NATIVITY, COLOR, AND CONJUGAL CONDITION. | 30 TO 34 YEARS. | | | | 35 TO 44 YEARS. | | | | 45 TO 54 YEARS. | | | |
|--|-----------------|-----------|-----------|------------------|--------------------|-----------|-----------|-----------|-----------------|-----------|---------|-----------|
| | 1900 | | 1890 | | 1900 | | 1890 | | 1900 | | 1890 | |
| | Number. | Per cent. | Number. | Per cent. | Number. | Per cent. | Number. | Per cent. | Number. | Per cent. | Number. | Per cent. |
| Foreign white..... | 512,981 | 100.0 | 393,221 | 100.0 | 913,574 | 100.0 | 761,969 | 100.0 | 735,067 | 100.0 | 680,582 | 100.0 |
| Single..... | 67,149 | 13.1 | 51,631 | 13.1 | 76,223 | 8.4 | 62,812 | 8.2 | 44,164 | 6.0 | 36,404 | 5.3 |
| Married..... | 426,478 | 83.1 | 328,709 | 83.1 | 765,794 | 83.8 | 630,548 | 82.8 | 548,709 | 74.6 | 510,104 | 75.0 |
| Widowed..... | 17,833 | 3.4 | 13,761 | 3.5 | 67,772 | 7.4 | 65,792 | 8.6 | 133,624 | 18.9 | 131,111 | 19.3 |
| Divorced..... | 1,604 | 0.3 | 897 | 0.2 | 3,123 | 0.3 | 2,330 | 0.3 | 2,960 | 0.4 | 2,309 | 0.3 |
| Unknown..... | 417 | 0.1 | 223 | 0.1 | 657 | 0.1 | 487 | 0.1 | 610 | 0.1 | 654 | 0.1 |
| Persons of negro descent..... | 262,477 | 100.0 | 206,616 | 100.0 | 429,442 | 100.0 | 363,723 | 100.0 | 293,683 | 100.0 | 242,378 | 100.0 |
| Single..... | 33,916 | 12.9 | 23,891 | 11.6 | 34,144 | 8.0 | 26,693 | 7.3 | 14,933 | 5.1 | 11,570 | 4.8 |
| Married..... | 192,023 | 73.1 | 157,821 | 76.4 | 310,650 | 72.3 | 271,500 | 74.7 | 191,912 | 65.3 | 160,695 | 66.3 |
| Widowed..... | 32,493 | 12.4 | 22,632 | 10.9 | 78,794 | 18.3 | 61,989 | 17.0 | 83,898 | 28.6 | 68,368 | 28.2 |
| Divorced..... | 3,622 | 1.4 | 1,780 | 0.9 | 5,207 | 1.2 | 2,768 | 0.8 | 2,461 | 0.8 | 1,233 | 0.5 |
| Unknown..... | 423 | 0.2 | 492 | 0.2 | 647 | 0.2 | 773 | 0.2 | 484 | 0.2 | 512 | 0.2 |
| | | | | | | | | | | | | |
| GENERAL NATIVITY, COLOR, AND CONJUGAL CONDITION. | 55 TO 64 YEARS. | | | | 65 YEARS AND OVER. | | | | AGE UNKNOWN. | | | |
| | 1900 | | 1890 | | 1900 | | 1890 | | 1900 | | 1890 | |
| | Number. | Per cent. | Number. | Per cent. | Number. | Per cent. | Number. | Per cent. | Number. | Per cent. | Number. | Per cent. |
| Aggregate..... | 1,940,111 | 100.0 | 1,499,997 | 100.0 | 1,525,080 | 100.0 | 1,183,569 | 100.0 | 73,161 | 100.0 | 58,636 | 100.0 |
| Single..... | 128,954 | 6.6 | 86,573 | 5.8 | 90,858 | 6.0 | 66,753 | 5.6 | 17,987 | 24.6 | 20,833 | 35.6 |
| Married..... | 1,172,904 | 60.5 | 905,627 | 60.4 | 521,220 | 34.2 | 418,399 | 35.3 | 29,302 | 40.1 | 24,551 | 41.9 |
| Widowed..... | 626,271 | 32.3 | 499,420 | 33.3 | 905,130 | 59.3 | 693,324 | 58.6 | 11,509 | 15.7 | 10,119 | 17.3 |
| Divorced..... | 9,566 | 0.5 | 6,721 | 0.4 | 4,129 | 0.3 | 3,091 | 0.3 | 501 | 0.7 | 311 | 0.5 |
| Unknown..... | 2,416 | 0.1 | 1,656 | 0.1 | 3,743 | 0.2 | 1,997 | 0.2 | 13,862 | 18.9 | 2,772 | 4.7 |
| Native white—native parents..... | 1,081,431 | 100.0 | 846,819 | 100.0 | 864,846 | 100.0 | 713,592 | 100.0 | 35,201 | 100.0 | 28,622 | 100.0 |
| Single..... | 84,174 | 7.8 | 57,750 | 6.8 | 60,846 | 7.0 | 46,951 | 6.6 | 9,014 | 25.6 | 11,192 | 39.1 |
| Married..... | 671,596 | 62.1 | 521,493 | 61.6 | 295,754 | 34.2 | 254,687 | 35.7 | 12,812 | 36.4 | 11,229 | 39.2 |
| Widowed..... | 318,523 | 29.5 | 262,495 | 31.0 | 503,780 | 58.3 | 409,085 | 57.3 | 3,344 | 9.5 | 4,155 | 14.5 |
| Divorced..... | 5,921 | 0.5 | 4,472 | 0.5 | 2,651 | 0.3 | 2,130 | 0.3 | 186 | 0.5 | 161 | 0.6 |
| Unknown..... | 1,217 | 0.1 | 609 | 0.1 | 1,815 | 0.2 | 739 | 0.1 | 9,845 | 28.0 | 1,885 | 6.6 |
| Native white—foreign parents..... | 137,986 | 100.0 | 57,995 | 100.0 | 69,362 | 100.0 | 42,729 | 100.0 | 3,281 | 100.0 | 3,886 | 100.0 |
| Single..... | 11,744 | 8.5 | 4,614 | 8.0 | 5,502 | 7.9 | 3,262 | 7.6 | 1,389 | 42.3 | 2,342 | 60.3 |
| Married..... | 81,219 | 58.8 | 33,732 | 58.2 | 22,379 | 32.3 | 13,616 | 31.9 | 1,194 | 36.4 | 1,203 | 30.9 |
| Widowed..... | 44,118 | 32.0 | 19,313 | 33.3 | 41,165 | 59.3 | 25,698 | 60.1 | 306 | 9.3 | 268 | 6.9 |
| Divorced..... | 782 | 0.6 | 309 | 0.5 | 212 | 0.3 | 117 | 0.3 | 9 | 0.3 | 11 | 0.3 |
| Unknown..... | 123 | 0.1 | 27 | (²) | 104 | 0.2 | 36 | 0.1 | 383 | 11.7 | 62 | 1.6 |
| Foreign white..... | 557,010 | 100.0 | 470,192 | 100.0 | 456,587 | 100.0 | 321,487 | 100.0 | 8,744 | 100.0 | 7,987 | 100.0 |
| Single..... | 26,377 | 4.7 | 19,087 | 4.1 | 18,782 | 4.1 | 11,970 | 3.7 | 2,024 | 23.2 | 2,749 | 34.4 |
| Married..... | 334,735 | 60.1 | 235,862 | 60.8 | 164,144 | 35.9 | 119,357 | 37.1 | 3,569 | 40.8 | 3,434 | 43.6 |
| Widowed..... | 193,259 | 34.7 | 163,099 | 34.7 | 271,609 | 59.5 | 188,745 | 58.7 | 2,149 | 24.6 | 1,502 | 18.8 |
| Divorced..... | 1,971 | 0.4 | 1,507 | 0.3 | 874 | 0.2 | 653 | 0.2 | 29 | 0.3 | 20 | 0.3 |
| Unknown..... | 668 | 0.1 | 637 | 0.1 | 1,178 | 0.3 | 762 | 0.3 | 973 | 11.1 | 232 | 2.9 |
| Persons of negro descent..... | 157,579 | 100.0 | 123,559 | 100.0 | 123,333 | 100.0 | 104,373 | 100.0 | 23,654 | 100.0 | 17,378 | 100.0 |
| Single..... | 6,499 | 4.1 | 5,041 | 4.1 | 5,557 | 4.3 | 4,495 | 4.3 | 5,095 | 21.5 | 4,300 | 24.7 |
| Married..... | 81,799 | 51.9 | 63,734 | 51.6 | 37,076 | 28.9 | 30,281 | 29.0 | 10,785 | 45.6 | 8,295 | 47.7 |
| Widowed..... | 68,071 | 43.2 | 54,013 | 43.7 | 84,762 | 66.0 | 69,000 | 66.1 | 5,463 | 23.1 | 4,144 | 23.9 |
| Divorced..... | 829 | 0.5 | 429 | 0.3 | 333 | 0.3 | 188 | 0.2 | 271 | 1.2 | 117 | 0.7 |
| Unknown..... | 381 | 0.3 | 342 | 0.3 | 605 | 0.5 | 409 | 0.4 | 2,040 | 8.6 | 522 | 3.0 |

¹ For the mainland of the United States.

² Less than one-tenth of 1 per cent.

In 1900 only a very small proportion of males from 15 to 19 years of age is reported as married, but the proportion of married women in this age group is a very good measure of the extent to which early marriages are contracted by women of the different elements of the population. The figures for 1900, as given in table XLIX, show that for females from 15 to 19 years of age the married constitute 12.2 per cent of all native whites of native parentage, 5 per cent of all native whites of foreign parentage, 10.9 per cent of all foreign whites, and 15.7 per cent of all negroes. In each case the proportion of married women of these ages is greater in 1900 than in 1890, and the figures for both censuses show that early marriage is most common among negro females and least common among native white females of foreign parentage; the latter case is probably explained by the fact that large numbers of young women of this class are engaged in gainful pursuits. This is very clearly indicated also by the fact that for women from 20 to 24 years of age in 1900 the proportion of married among native whites of foreign parentage is relatively small, or 34.3 per cent, as compared with 49.8 per cent for native white women of native parentage, 45.8 per cent for foreign white women, and 54.6 per cent for women of negro descent.

The proportion of married men from 20 to 24 years of age is a good measure of the relative frequency of early marriages among the native and foreign white and colored elements of the male population. The figures show that for males, as well as for females, early marriage is commonest among negroes. For males from 20 to 24 years of age in 1900 the proportion of married among negroes is fully one-third of all negro males of these ages. Native white males of native parentage have the next largest proportion of married—23.3 per cent; next follow, in order, foreign white males, with 17.1 per cent, and native white males of foreign parentage, with not quite 13 per cent. The proportion of married males from 20 to 24 years of age has increased since 1890 for each element of the population, the smallest increase being that shown for males of negro descent.

For native white males of native parentage the proportion of married from 25 to 29 years of age is practically the same in 1900 as it was in 1890, but for each age group thereafter the proportion of married among this element has decreased. There has been a similar loss in the proportion of married men among native whites of foreign parentage, and among negroes, for each age group from 25 years upward. For foreign white males from 25 to 34 years of age the proportion in 1900 is larger than that for 1890, but for each age period thereafter a decreased proportion is shown.

The proportions of married women 20 years of age and over vary considerably for the different elements of the population in 1900 as compared with 1890. Among native white women of native parentage there is a smaller proportion of married for each age group from 20 to 44 years, a slightly larger proportion for the next two age groups, and a decreased proportion for those 65 years of age and over. Very similar conditions are found among negro females, for whom the proportion of married in 1900 is less than that in 1890 for each period from 20 to 54 years, and substantially the same for the two succeeding age groups. Among native white women of foreign parentage from 20 to 24 years of age, the proportion of married is somewhat larger in 1900 than in 1890; for each period thereafter to 54 years the proportion is less, and for the other two periods is slightly greater. Among foreign white females the proportion of married is larger from 20 to 24 years, practically the same for the next two periods, slightly larger from 35 to 44 years, and less for each age group from 45 years upward.

The proportion of widowed males is larger in 1900 than in 1890 for each element of the population and each age group, but for females there is a smaller proportion of widowed in 1900 among both native whites of foreign parentage and foreign whites, and an increased proportion for native whites of native parentage and negroes. The proportion of widowers is not particularly large until 55 years is reached; they constitute considerably more than one-tenth of all males from 55 to 64 years and somewhat more than one-fourth of those 65 years of age and over. The proportion of widows at the earlier ages is much larger for negro women than for any other element, there being 8.6 per cent for negro women from 25 to 29 years of age, 12.4 per cent for those from 30 to 34 years, 18.3 per cent for those from 35 to 44 years, 28.6 per cent for those from 45 to 54 years, 43.2 per cent for those from 55 to 64 years, and 66 per cent for those 65 years and over. Among white women widows constitute between 15 and 19 per cent of those from 45 to 54 years of age, and for those 65 years of age and over the proportion is increased to very nearly three-fifths.

The proportion of married men reached its maximum, for each element in 1900, in the age group from 45 to 54 years, when the married constituted substantially four-fifths of all males of those ages. For the remaining age groups the proportion gradually declined, being offset by the increased proportion of widowers. The maximum proportion of married women was reached for native whites of native and foreign parentage and for foreign whites at the period from 35 to 44 years, and for the negro element at the period from 30 to 34 years—in the latter case because of the

large proportion of widows at the earlier ages, as already explained.

For each sex and each element of the population in 1900, without exception, the proportion of the population for which both age and conjugal condition are given as "unknown" is greater in 1900 than in 1890.

There are 198,914 persons reported at the census of 1900 as divorced, but this figure can not be taken as representing the true number of divorced persons at the time the census was taken. As previously stated,

divorced persons are apt to be reported as single, and so the census returns in this respect should not be accepted as a correct measure of the prevalence of divorce throughout the country or among the different elements of the population. Assuming that the amount of error in the returns with respect to divorced persons was no larger in 1900 than in 1890, a comparison can be made of the relation which the number of persons reported as divorced bears to the number of persons reported as married at each census, as shown by table L.

TABLE L.—Number of divorced persons reported in 1890 and 1900,¹ and percentage of divorced to married at each census.

| GENERAL NATIVITY AND COLOR. | MARRIED. | | | DIVORCED. | | | PER CENT OF DIVORCED TO MARRIED. | | |
|-----------------------------------|------------|------------|------------|-----------|--------|----------|----------------------------------|--------|----------|
| | Total. | Males. | Females. | Total. | Males. | Females. | Total. | Males. | Females. |
| 1900. | | | | | | | | | |
| Aggregate..... | 27,770,101 | 13,956,314 | 13,813,787 | 198,914 | 84,237 | 114,677 | 0.7 | 0.6 | 0.8 |
| Native white—native parents..... | 14,448,088 | 7,194,236 | 7,253,852 | 110,592 | 47,997 | 62,595 | 0.8 | 0.7 | 0.9 |
| Native white—foreign parents..... | 4,119,680 | 1,906,489 | 2,213,191 | 28,063 | 11,422 | 16,641 | 0.7 | 0.6 | 0.8 |
| Foreign white..... | 6,211,278 | 3,355,624 | 2,855,654 | 25,865 | 13,347 | 12,518 | 0.4 | 0.4 | 0.4 |
| Colored ² | 2,991,055 | 1,499,965 | 1,491,090 | 34,394 | 11,471 | 22,923 | 1.1 | 0.8 | 1.5 |
| Persons of negro descent..... | 2,867,572 | 1,428,039 | 1,444,533 | 33,071 | 11,028 | 22,043 | 1.2 | 0.8 | 1.5 |
| 1890. | | | | | | | | | |
| Aggregate..... | 22,331,424 | 11,205,228 | 11,126,196 | 120,996 | 49,101 | 71,895 | 0.5 | 0.4 | 0.6 |
| Native white—native parents..... | 12,168,334 | 6,080,301 | 6,138,033 | 74,472 | 30,182 | 44,290 | 0.6 | 0.5 | 0.7 |
| Native white—foreign parents..... | 2,469,590 | 1,111,810 | 1,357,779 | 12,402 | 4,540 | 7,862 | 0.5 | 0.4 | 0.6 |
| Foreign white..... | 5,235,913 | 2,850,310 | 2,435,103 | 18,086 | 9,107 | 8,979 | 0.3 | 0.3 | 0.4 |
| Colored ² | 2,412,588 | 1,212,307 | 1,200,281 | 16,036 | 5,272 | 10,764 | 0.7 | 0.4 | 0.9 |
| Persons of negro descent..... | 2,363,231 | 1,175,525 | 1,187,706 | 15,907 | 5,213 | 10,694 | 0.7 | 0.4 | 0.9 |

¹For the mainland of the United States.

²Persons of negro descent, Chinese, Japanese, and Indians.

The proportion of divorced to married, as shown by the returns of the census for 1900, is somewhat larger than the proportion based upon similar data for 1890; that is, the number of persons reported in 1900 as divorced represents seven-tenths of 1 per cent of the whole number of persons reported in the same census as married, as against five-tenths of 1 per cent according to the census returns of 1890. This increased proportion of divorced to married is common to all elements of the population in 1900, and, as in 1890, the largest

proportion is found among the negro population. The proportion of divorced to married is larger for females than for males in 1900, as it was in 1890, but how much is due to a more correct return on the part of women can not be stated. These proportions, relatively considered, show that divorce is increasing rather than decreasing, but the extent to which it has increased during the ten years can not be determined from the census returns.

SCHOOL ATTENDANCE.

The statistics of school attendance are derived from an inquiry, on the population schedule, as to the number of months (or parts of months) each person attended school during the year ending June 1, 1900, and where a person of school age did not attend school at all during the census year the enumerator was instructed to enter "0" in the column denoting school attendance.

A detailed presentation of the number of persons attending school during the census year is made by sex, general nativity, color, and age in tables 33 to 47 (pages 351-383) of the general tables, for states and territories; in table 48 (pages 384-385), for the entire area of enumeration in 1900; and in tables 49 to 55 (pages 386-410), for cities of 25,000 inhabitants or more. The age limits given in these tables are comparable with those given in the general tables (pages 153-167) relating to persons of school age, as returned in 1900 for the several states and territories and for which comparison is made in table LII (page xcvi).

The whole number of persons for whom school attendance is reported at the census of 1900 is 13,385,628, including 18,481 persons enumerated in Alaska and Hawaii and at military and naval stations abroad. For the mainland of the United States, therefore, the total number of persons attending school during any portion

of the census year ending June 1, 1900, is 13,367,147, of whom 12,231,004, or 91.5 per cent, are white, and 1,136,143, or 8.5 per cent, are colored; these are distributed by sex, general nativity, and color, as follows:

| GENERAL NATIVITY AND COLOR. | BOTH SEXES. | | MALES. | | FEMALES. | |
|-----------------------------|-------------|------------------|-----------|------------------|-----------|------------------|
| | Number. | Per cent. | Number. | Per cent. | Number. | Per cent. |
| Aggregate .. | 13,367,147 | 100.0 | 6,668,823 | 100.0 | 6,698,324 | 100.0 |
| White (total) | 12,231,004 | 91.5 | 6,137,874 | 92.0 | 6,093,130 | 91.0 |
| Native white | 11,849,815 | 88.6 | 5,943,300 | 89.1 | 5,906,515 | 88.2 |
| Native parents .. | 8,244,687 | 61.7 | 4,141,997 | 62.1 | 4,102,690 | 61.3 |
| Foreign parents .. | 3,605,128 | 26.9 | 1,801,303 | 27.0 | 1,803,825 | 26.9 |
| Foreign white | 381,189 | 2.9 | 194,574 | 2.9 | 186,615 | 2.8 |
| Colored (total) | 1,136,143 | 8.5 | 530,949 | 8.0 | 605,194 | 9.0 |
| Negro ¹ | 1,096,734 | 8.2 | 509,984 | 7.7 | 586,750 | 8.7 |
| Chinese | 1,349 | (²) | 993 | (²) | 356 | (²) |
| Japanese | 523 | (²) | 472 | (²) | 51 | (²) |
| Indian | 37,537 | 0.3 | 19,500 | 0.3 | 18,037 | 0.3 |

¹ Includes all persons of negro descent.
² Less than one-tenth of 1 per cent.

The whole number of persons, for the mainland of the United States, who are reported as attending school in 1900 is distributed according to sex, general nativity, color, and age in table LI.

TABLE LI.—Total persons attending school during the census year, classified by sex, general nativity, color, and age periods, for the mainland of the United States: 1900.

| SEX AND AGE PERIODS. | AGGREGATE. | | NATIVE WHITE—NATIVE PARENTS. | | NATIVE WHITE—FOREIGN PARENTS. | | FOREIGN WHITE. | | NEGRO. ¹ | | CHINESE. | | JAPANESE. | | INDIAN. | |
|----------------------|------------|-----------|------------------------------|-----------|-------------------------------|-----------|----------------|-----------|---------------------|-----------|----------|-----------|-----------|-----------|---------|-----------|
| | Number. | Per cent. | Number. | Per cent. | Number. | Per cent. | Number. | Per cent. | Number. | Per cent. | Number. | Per cent. | Number. | Per cent. | Number. | Per cent. |
| Both sexes... | 13,367,147 | 100.0 | 8,244,687 | 100.0 | 3,605,128 | 100.0 | 381,189 | 100.0 | 1,096,734 | 100.0 | 1,349 | 100.0 | 523 | 100.0 | 37,537 | 100.0 |
| Under 5 years..... | 44,025 | 0.3 | 22,263 | 0.3 | 18,434 | 0.5 | 620 | 0.2 | 2,534 | 0.2 | 24 | 1.8 | ----- | ----- | 150 | 0.4 |
| 5 to 9 years | 4,266,302 | 31.9 | 2,516,045 | 30.5 | 1,369,535 | 38.0 | 85,595 | 22.4 | 284,784 | 26.0 | 452 | 33.5 | 40 | 7.7 | 9,851 | 26.2 |
| 10 to 14 years | 6,451,394 | 48.3 | 3,904,900 | 47.4 | 1,714,031 | 47.5 | 227,480 | 59.7 | 587,560 | 53.6 | 479 | 35.5 | 59 | 11.3 | 16,885 | 45.0 |
| 15 to 17 years | 1,913,025 | 14.4 | 1,310,738 | 15.9 | 386,326 | 10.7 | 46,042 | 12.1 | 167,985 | 15.3 | 209 | 15.5 | 65 | 12.4 | 6,660 | 17.7 |
| 18 to 20 years | 525,179 | 3.9 | 381,167 | 4.6 | 85,874 | 2.4 | 11,861 | 3.1 | 43,187 | 3.9 | 110 | 8.1 | 133 | 25.4 | 2,847 | 7.6 |
| 21 years and over.. | 162,222 | 1.2 | 109,574 | 1.3 | 30,928 | 0.9 | 9,591 | 2.5 | 10,634 | 1.0 | 75 | 5.6 | 226 | 43.2 | 1,144 | 3.1 |
| Males..... | 6,668,823 | 100.0 | 4,141,997 | 100.0 | 1,801,303 | 100.0 | 194,574 | 100.0 | 509,984 | 100.0 | 993 | 100.0 | 472 | 100.0 | 19,500 | 100.0 |
| Under 5 years..... | 22,121 | 0.3 | 11,197 | 0.3 | 9,183 | 0.5 | 324 | 0.2 | 1,333 | 0.3 | 11 | 1.1 | ----- | ----- | 73 | 0.4 |
| 5 to 9 years | 2,154,307 | 32.3 | 1,275,458 | 30.8 | 691,308 | 38.4 | 43,034 | 22.1 | 139,201 | 27.3 | 307 | 30.9 | 20 | 4.2 | 4,979 | 25.5 |
| 10 to 14 years | 3,215,585 | 48.2 | 1,956,336 | 47.2 | 856,676 | 47.6 | 115,731 | 59.5 | 277,832 | 54.5 | 333 | 33.5 | 44 | 9.3 | 8,633 | 44.3 |
| 15 to 17 years | 908,500 | 13.6 | 630,846 | 15.2 | 182,636 | 10.1 | 22,948 | 11.8 | 68,428 | 13.4 | 172 | 17.3 | 63 | 13.4 | 3,407 | 17.5 |
| 18 to 20 years | 266,020 | 4.0 | 193,553 | 4.8 | 41,725 | 2.3 | 6,202 | 3.2 | 17,638 | 3.4 | 103 | 10.4 | 130 | 27.5 | 1,669 | 8.5 |
| 21 years and over.. | 102,290 | 1.6 | 69,607 | 1.7 | 19,775 | 1.1 | 6,335 | 3.2 | 5,552 | 1.1 | 67 | 6.8 | 215 | 45.6 | 739 | 3.8 |
| Females..... | 6,698,324 | 100.0 | 4,102,690 | 100.0 | 1,803,825 | 100.0 | 186,615 | 100.0 | 586,750 | 100.0 | 356 | 100.0 | 51 | 100.0 | 18,037 | 100.0 |
| Under 5 years..... | 21,904 | 0.3 | 11,065 | 0.3 | 9,251 | 0.5 | 296 | 0.2 | 1,201 | 0.2 | 13 | 3.7 | ----- | ----- | 77 | 0.4 |
| 5 to 9 years | 2,111,995 | 31.5 | 1,240,587 | 30.2 | 678,227 | 37.6 | 42,561 | 22.8 | 145,583 | 24.8 | 145 | 40.7 | 20 | 39.2 | 4,872 | 27.0 |
| 10 to 14 years | 3,235,809 | 48.3 | 1,943,564 | 47.5 | 857,355 | 47.5 | 111,749 | 59.9 | 309,723 | 52.8 | 146 | 41.0 | 15 | 29.4 | 8,252 | 45.8 |
| 15 to 17 years | 1,009,525 | 15.1 | 679,892 | 16.6 | 203,690 | 11.3 | 23,094 | 12.4 | 99,557 | 17.0 | 37 | 10.4 | 2 | 3.9 | 3,253 | 18.0 |
| 18 to 20 years | 259,159 | 3.9 | 182,614 | 4.4 | 44,149 | 2.5 | 5,659 | 3.0 | 25,549 | 4.3 | 7 | 2.0 | 3 | 5.9 | 1,178 | 6.5 |
| 21 years and over.. | 59,932 | 0.9 | 39,967 | 1.0 | 11,153 | 0.6 | 3,256 | 1.7 | 5,132 | 0.9 | 8 | 2.2 | 11 | 21.6 | 405 | 2.3 |

¹ Includes all persons of negro descent.

STATISTICS OF POPULATION.

Table LI shows that according to the census of 1900 there are, for the mainland of the United States, 4,266,302 persons from 5 to 9 years of age, and 6,451,394 persons from 10 to 14 years of age, who attended school during some portion of the census year, constituting 31.9 per cent and 48.3 per cent, respectively, of the whole number of persons reporting school attendance. Persons from 15 to 17 years of age constitute not quite 15 per cent, and those 18 years and over practically 5 per cent, of the whole number. Persons from 10 to 14 years of age constitute very nearly three-fifths of all foreign whites, and considerably more than one-half of all negroes attending school, while of the small number

of Japanese reported at school more than two-fifths are 21 years of age and over.

The proportion of persons attending school at each of the three principal age periods of school attendance, as compared with the whole number of persons for each age group, is presented by states and territories, in table LII (page xcvi).

From table LII is derived the following summary for the mainland of the United States, in which the period from 15 to 20 years is divided into two groups, namely, 15 to 17 and 18 to 20 years, inclusive; similar proportions for the Chinese, Japanese, and Indian elements of the population are added.

| GENERAL NATIVITY, COLOR, AND AGE PERIODS. | Total number of persons. | Number of persons attending school. | Per cent of persons attending school of total persons. | GENERAL NATIVITY, COLOR, AND AGE PERIODS. | Total number of persons. | Number of persons attending school. | Per cent of persons attending school of total persons. |
|---|--------------------------|-------------------------------------|--|---|--------------------------|-------------------------------------|--|
| Aggregate: | | | | Persons of negro descent: | | | |
| 5 to 9 years..... | 8,874,123 | 4,266,302 | 48.1 | 5 to 9 years..... | 1,202,758 | 284,784 | 23.7 |
| 10 to 14 years..... | 8,080,234 | 6,451,394 | 79.8 | 10 to 14 years..... | 1,091,990 | 587,560 | 53.8 |
| 15 to 20 years..... | 9,087,583 | 2,443,204 | 26.9 | 15 to 20 years..... | 1,204,439 | 211,172 | 17.5 |
| 15 to 17 years..... | 4,583,667 | 1,918,025 | 41.8 | 15 to 17 years..... | 590,694 | 167,985 | 28.4 |
| 18 to 20 years..... | 4,503,916 | 525,179 | 11.7 | 18 to 20 years..... | 613,745 | 43,187 | 7.0 |
| Native white—native parents: | | | | Chinese: | | | |
| 5 to 9 years..... | 5,174,220 | 2,516,045 | 48.6 | 5 to 9 years..... | 1,024 | 452 | 44.1 |
| 10 to 14 years..... | 4,660,390 | 3,904,900 | 83.8 | 10 to 14 years..... | 845 | 479 | 56.7 |
| 15 to 20 years..... | 5,042,105 | 1,691,905 | 33.6 | 15 to 20 years..... | 3,058 | 319 | 10.4 |
| 15 to 17 years..... | 2,595,990 | 1,310,738 | 50.5 | 15 to 17 years..... | 905 | 209 | 23.1 |
| 18 to 20 years..... | 2,446,115 | 381,167 | 15.6 | 18 to 20 years..... | 2,153 | 110 | 5.1 |
| Native white—foreign parents: | | | | Japanese: | | | |
| 5 to 9 years..... | 2,316,914 | 1,369,535 | 59.1 | 5 to 9 years..... | 78 | 40 | 51.3 |
| 10 to 14 years..... | 1,987,283 | 1,714,081 | 86.2 | 10 to 14 years..... | 182 | 59 | 32.4 |
| 15 to 20 years..... | 2,068,002 | 472,200 | 22.8 | 15 to 20 years..... | 5,987 | 198 | 3.3 |
| 15 to 17 years..... | 1,094,292 | 386,326 | 35.3 | 15 to 17 years..... | 1,367 | 65 | 4.8 |
| 18 to 20 years..... | 973,710 | 85,874 | 8.8 | 18 to 20 years..... | 4,620 | 133 | 2.9 |
| Foreign white: | | | | Indian: | | | |
| 5 to 9 years..... | 147,192 | 85,595 | 58.2 | 5 to 9 years..... | 31,937 | 9,851 | 30.8 |
| 10 to 14 years..... | 311,565 | 227,480 | 73.0 | 10 to 14 years..... | 27,979 | 16,885 | 60.3 |
| 15 to 20 years..... | 734,276 | 57,903 | 7.9 | 15 to 20 years..... | 29,716 | 9,507 | 32.0 |
| 15 to 17 years..... | 285,784 | 46,042 | 16.1 | 15 to 17 years..... | 14,635 | 6,660 | 45.5 |
| 18 to 20 years..... | 448,492 | 11,861 | 2.6 | 18 to 20 years..... | 15,081 | 2,847 | 18.9 |

Considered in the aggregate, of all persons from 5 to 9 years of age, not quite one-half are reported as attending school; of those from 10 to 14 years, substantially four-fifths; of those from 15 to 17 years, somewhat more than two-fifths; and of those from 18 to 20 years, a little more than one-ninth.

The native whites of foreign parentage have the largest proportion at school for persons from 5 to 9 years of age, and also for those from 10 to 14 years of age, while native whites of native parentage show the largest proportion of those from 15 to 17 years of age who are attending school—fully one-half of all persons of these

ages. Less than one-fourth of all negroes from 5 to 9 years of age, and somewhat more than one-half of all from 10 to 14 years of age, attended school during the census year, while school attendance was given for not quite three-tenths of those of this element from 15 to 17 years of age. Three-tenths of all Indian children from 5 to 9 years of age, and three-fifths of those from 10 to 14 years of age, are reported as attending school in 1900, while of all Indians from 15 to 17 years of age 45.5 per cent, and of those from 18 to 20 years of age 18.9 per cent, attended school during some portion of the census year.

SCHOOL ATTENDANCE.

XCV

TABLE LII.—Percentage of persons attending school of total persons 5 to 9, 10 to 14, and 15 to 20 years of age, respectively, classified by general nativity and color, by states and territories arranged geographically: 1900.

| STATES AND TERRITORIES. | AGGREGATE. | | | NATIVE WHITE— NATIVE PARENTS. | | | NATIVE WHITE— FOREIGN PARENTS. | | | FOREIGN WHITE. | | | NEGRO. ¹ | | |
|--------------------------------------|------------------|--------------------|--------------------|----------------------------------|--------------------|--------------------|-----------------------------------|--------------------|--------------------|------------------|--------------------|--------------------|---------------------|--------------------|--------------------|
| | 5 to 9 years. | 10 to 14 years. | 15 to 20 years. | 5 to 9 years. | 10 to 14 years. | 15 to 20 years. | 5 to 9 years. | 10 to 14 years. | 15 to 20 years. | 5 to 9 years. | 10 to 14 years. | 15 to 20 years. | 5 to 9 years. | 10 to 14 years. | 15 to 20 years. |
| The United States ² | 48.1 | 79.8 | 326.8 | 48.6 | 88.8 | 433.5 | 59.1 | 86.2 | 22.8 | 58.2 | 78.0 | 7.9 | 23.7 | 58.8 | 17.5 |
| North Atlantic division..... | 61.1 | 86.8 | 21.2 | 60.3 | 89.4 | 29.3 | 62.3 | 86.6 | 17.9 | 60.5 | 72.5 | 5.7 | 53.7 | 81.5 | 13.8 |
| Maine..... | 61.9 | 89.5 | 31.5 | 63.7 | 92.5 | 37.3 | 58.3 | 87.6 | 26.5 | 56.5 | 68.7 | 9.0 | 60.0 | 77.9 | 22.6 |
| New Hampshire..... | 62.6 | 87.5 | 23.6 | 64.4 | 92.5 | 33.6 | 62.2 | 88.6 | 20.5 | 58.2 | 66.3 | 5.5 | 61.5 | 81.3 | 16.5 |
| Vermont..... | 64.5 | 92.1 | 28.8 | 65.4 | 98.3 | 33.5 | 63.2 | 91.3 | 28.5 | 58.6 | 81.5 | 11.2 | 54.8 | 86.1 | 18.2 |
| Massachusetts..... | 68.5 | 91.2 | 24.0 | 69.9 | 98.9 | 38.6 | 68.2 | 92.2 | 23.0 | 63.8 | 80.2 | 6.5 | 61.7 | 89.3 | 19.8 |
| Rhode Island..... | 64.5 | 84.0 | 16.5 | 66.8 | 91.1 | 29.1 | 64.2 | 86.0 | 15.2 | 58.6 | 64.0 | 4.2 | 58.9 | 90.5 | 19.0 |
| Connecticut..... | 67.2 | 89.9 | 20.4 | 67.6 | 93.0 | 31.1 | 67.5 | 90.5 | 18.5 | 64.4 | 75.7 | 5.0 | 58.6 | 86.6 | 14.2 |
| New York..... | 60.8 | 88.1 | 19.4 | 59.6 | 91.0 | 28.5 | 61.9 | 88.1 | 17.1 | 62.6 | 75.9 | 6.0 | 54.3 | 82.5 | 11.3 |
| New Jersey..... | 62.5 | 84.2 | 17.7 | 62.6 | 87.6 | 25.3 | 63.5 | 84.3 | 14.6 | 60.0 | 67.3 | 4.7 | 49.8 | 76.7 | 18.2 |
| Pennsylvania..... | 56.9 | 88.7 | 21.8 | 56.9 | 86.8 | 27.0 | 57.1 | 80.3 | 16.1 | 54.3 | 62.1 | 4.6 | 52.9 | 80.8 | 14.3 |
| South Atlantic division..... | 32.6 | 65.6 | 25.4 | 33.0 | 73.8 | 31.6 | 49.4 | 80.6 | 20.3 | 45.3 | 60.9 | 8.9 | 22.9 | 51.9 | 16.8 |
| Delaware..... | 45.9 | 78.8 | 22.2 | 47.4 | 82.8 | 26.4 | 55.3 | 88.7 | 16.5 | 56.5 | 62.4 | 6.9 | 32.5 | 62.4 | 14.6 |
| Maryland..... | 45.1 | 76.6 | 18.6 | 47.2 | 81.5 | 23.0 | 53.6 | 77.5 | 13.5 | 53.1 | 59.2 | 6.3 | 32.0 | 63.5 | 12.5 |
| District of Columbia..... | 44.9 | 87.5 | 27.5 | 48.0 | 90.8 | 32.0 | 47.8 | 92.2 | 29.7 | 51.9 | 79.6 | 16.4 | 38.0 | 80.5 | 21.7 |
| Virginia..... | 33.1 | 68.5 | 27.3 | 38.5 | 75.5 | 33.0 | 42.7 | 83.0 | 26.6 | 36.6 | 65.9 | 12.6 | 23.9 | 57.2 | 18.4 |
| West Virginia..... | 41.7 | 82.1 | 34.3 | 41.6 | 82.9 | 35.9 | 49.9 | 81.2 | 25.4 | 41.2 | 59.0 | 6.5 | 37.4 | 67.6 | 19.4 |
| North Carolina..... | 30.2 | 63.3 | 33.1 | 33.6 | 67.7 | 36.6 | 42.5 | 78.2 | 35.2 | 30.3 | 78.0 | 25.0 | 23.8 | 55.1 | 26.8 |
| South Carolina..... | 22.6 | 52.1 | 20.8 | 30.2 | 63.5 | 29.8 | 40.2 | 80.9 | 28.9 | 26.7 | 64.2 | 12.8 | 17.8 | 44.7 | 14.8 |
| Georgia..... | 29.3 | 58.2 | 19.3 | 36.6 | 69.7 | 26.8 | 45.8 | 83.7 | 27.1 | 49.4 | 74.7 | 16.9 | 21.5 | 45.6 | 10.9 |
| Florida..... | 34.4 | 71.1 | 27.6 | 38.7 | 78.5 | 37.3 | 38.3 | 79.9 | 26.4 | 29.9 | 49.7 | 9.9 | 29.1 | 62.4 | 18.5 |
| North Central division..... | 57.8 | 88.2 | 30.2 | 57.1 | 90.4 | 36.5 | 59.3 | 86.4 | 24.9 | 61.5 | 76.6 | 9.8 | 49.2 | 81.3 | 24.1 |
| Ohio..... | 59.0 | 91.4 | 29.5 | 57.8 | 92.6 | 34.7 | 62.4 | 89.3 | 20.6 | 64.1 | 80.3 | 7.1 | 55.4 | 88.5 | 25.3 |
| Indiana..... | 55.3 | 90.5 | 31.1 | 54.8 | 91.5 | 33.5 | 58.7 | 85.2 | 22.4 | 62.6 | 80.1 | 8.9 | 55.2 | 88.4 | 23.5 |
| Illinois..... | 56.9 | 83.2 | 26.3 | 56.2 | 89.4 | 35.4 | 57.7 | 76.8 | 20.6 | 61.8 | 72.8 | 6.2 | 49.3 | 79.4 | 21.2 |
| Michigan..... | 60.4 | 89.8 | 26.6 | 61.3 | 92.2 | 34.1 | 59.6 | 89.2 | 24.5 | 63.1 | 80.4 | 10.3 | 60.0 | 89.5 | 24.7 |
| Wisconsin..... | 61.3 | 88.4 | 24.1 | 61.5 | 92.2 | 36.6 | 61.3 | 87.6 | 21.2 | 67.4 | 76.2 | 7.6 | 55.7 | 81.3 | 24.7 |
| Minnesota..... | 56.9 | 89.5 | 27.8 | 57.8 | 92.6 | 40.1 | 56.6 | 89.6 | 27.2 | 62.1 | 79.1 | 11.8 | 60.3 | 83.7 | 30.6 |
| Iowa..... | 67.2 | 91.0 | 34.4 | 67.0 | 92.6 | 39.6 | 67.5 | 89.6 | 30.0 | 71.8 | 76.7 | 11.4 | 61.2 | 80.4 | 25.1 |
| Missouri..... | 50.3 | 83.4 | 31.3 | 49.2 | 84.2 | 35.3 | 58.5 | 83.3 | 21.3 | 65.2 | 70.4 | 8.3 | 41.6 | 73.3 | 22.3 |
| North Dakota..... | 43.2 | 84.3 | 28.4 | 48.1 | 88.6 | 34.8 | 42.9 | 87.9 | 33.3 | 37.7 | 68.4 | 16.9 | 40.0 | 83.3 | 22.2 |
| South Dakota..... | 51.6 | 90.5 | 39.4 | 53.0 | 92.4 | 45.8 | 51.3 | 91.2 | 38.9 | 48.9 | 77.7 | 20.2 | 56.8 | 82.5 | 30.0 |
| Nebraska..... | 61.4 | 91.8 | 38.4 | 61.4 | 93.0 | 43.7 | 61.6 | 91.3 | 36.1 | 60.8 | 79.8 | 16.0 | 64.5 | 85.5 | 23.8 |
| Kansas..... | 57.8 | 91.1 | 41.5 | 58.0 | 91.3 | 43.9 | 58.5 | 91.8 | 38.9 | 61.4 | 80.2 | 18.1 | 49.0 | 86.5 | 31.6 |
| South Central division..... | 28.5 | 67.0 | 27.6 | 32.0 | 74.2 | 33.3 | 32.8 | 75.7 | 21.2 | 21.4 | 46.4 | 9.2 | 20.6 | 51.4 | 17.8 |
| Kentucky..... | 38.2 | 76.8 | 30.7 | 38.4 | 77.9 | 33.3 | 37.8 | 81.6 | 17.0 | 55.9 | 75.4 | 10.4 | 29.4 | 68.1 | 23.1 |
| Tennessee..... | 33.1 | 68.4 | 30.1 | 35.5 | 72.0 | 33.9 | 46.4 | 84.4 | 29.2 | 63.9 | 61.9 | 13.7 | 24.4 | 56.5 | 19.5 |
| Alabama..... | 20.4 | 54.5 | 24.2 | 25.7 | 65.6 | 32.4 | 38.2 | 79.6 | 24.4 | 30.4 | 63.3 | 11.3 | 18.7 | 41.4 | 15.1 |
| Mississippi..... | 33.5 | 61.5 | 27.8 | 42.8 | 74.9 | 39.8 | 46.4 | 82.1 | 32.4 | 34.5 | 57.1 | 20.6 | 27.4 | 52.5 | 19.9 |
| Louisiana..... | 21.4 | 50.5 | 14.5 | 28.4 | 65.3 | 22.1 | 33.7 | 74.7 | 15.4 | 15.3 | 29.5 | 4.7 | 13.7 | 34.7 | 7.9 |
| Texas..... | 22.6 | 77.5 | 28.9 | 24.0 | 82.9 | 34.1 | 22.4 | 71.7 | 19.9 | 17.8 | 44.6 | 8.2 | 18.7 | 67.6 | 20.8 |
| Indian Territory..... | 21.2 | 51.3 | 19.2 | 20.3 | 50.7 | 18.1 | 33.9 | 62.0 | 18.3 | 35.1 | 55.8 | 6.8 | 14.6 | 35.7 | 14.3 |
| Oklahoma..... | 43.1 | 83.4 | 40.3 | 42.9 | 83.9 | 40.7 | 45.4 | 85.7 | 40.0 | 39.3 | 69.4 | 23.2 | 34.0 | 76.8 | 38.5 |
| Arkansas..... | 32.0 | 66.8 | 32.5 | 34.7 | 70.7 | 36.5 | 39.3 | 76.7 | 28.2 | 45.1 | 56.1 | 13.9 | 24.5 | 54.4 | 23.4 |
| Western division..... | 54.4 | 89.0 | 34.8 | 53.4 | 90.0 | 39.9 | 58.0 | 91.5 | 34.1 | 54.0 | 79.7 | 16.4 | 55.6 | 85.3 | 22.7 |
| Montana..... | 55.5 | 89.9 | 32.3 | 56.2 | 91.7 | 37.9 | 57.5 | 92.7 | 36.3 | 57.3 | 84.5 | 16.0 | 59.6 | 84.6 | 22.9 |
| Wyoming..... | 51.3 | 86.7 | 29.2 | 49.8 | 86.4 | 32.3 | 54.3 | 89.4 | 33.8 | 50.7 | 76.7 | 8.2 | 49.2 | 86.7 | 15.9 |
| Colorado..... | 55.0 | 89.0 | 36.9 | 53.4 | 88.9 | 40.1 | 58.3 | 91.2 | 37.0 | 54.5 | 77.7 | 15.1 | 54.0 | 86.5 | 25.6 |
| New Mexico..... | 31.7 | 65.6 | 26.1 | 30.7 | 66.7 | 27.4 | 42.7 | 75.0 | 27.1 | 26.7 | 56.7 | 11.5 | 50.5 | 78.4 | 18.3 |
| Arizona..... | 40.1 | 68.9 | 26.4 | 38.6 | 90.3 | 37.0 | 40.2 | 76.3 | 29.0 | 27.7 | 52.3 | 6.9 | 46.3 | 85.1 | 14.8 |
| Utah..... | 50.6 | 92.2 | 39.9 | 48.7 | 93.3 | 47.8 | 53.0 | 92.8 | 39.1 | 60.2 | 82.0 | 17.0 | 43.2 | 66.7 | 15.2 |
| Nevada..... | 52.4 | 85.7 | 37.2 | 56.0 | 93.1 | 45.3 | 61.7 | 96.1 | 42.5 | 39.3 | 77.3 | 5.2 | 75.0 | 50.0 | 12.5 |
| Idaho..... | 50.3 | 90.5 | 40.3 | 51.3 | 91.8 | 44.0 | 50.4 | 90.8 | 41.4 | 55.7 | 81.5 | 22.2 | 50.0 | 94.4 | 25.9 |
| Washington..... | 60.9 | 93.0 | 37.5 | 60.6 | 94.1 | 41.7 | 62.4 | 94.0 | 39.4 | 59.1 | 86.6 | 20.1 | 67.1 | 84.4 | 18.2 |
| Oregon..... | 57.9 | 92.7 | 38.9 | 56.9 | 93.0 | 42.0 | 60.7 | 93.2 | 36.7 | 66.3 | 86.4 | 20.6 | 49.1 | 85.7 | 19.2 |
| California..... | 58.1 | 91.1 | 32.5 | 57.1 | 92.8 | 40.0 | 60.1 | 91.5 | 29.4 | 59.9 | 80.8 | 16.5 | 56.9 | 86.2 | 24.7 |
| Alaska..... | 26.3 | 33.2 | 9.5 | 52.2 | 64.7 | 16.3 | 59.0 | 79.4 | 12.2 | 32.1 | 89.2 | 3.0 | | | |
| Hawaii..... | 57.7 | 84.2 | 12.3 | 62.1 | 88.8 | 21.7 | 61.7 | 83.9 | 22.9 | 65.0 | 74.7 | 2.8 | 59.3 | 83.3 | 35.7 |

¹ Includes all persons of negro descent.

² Includes persons in the military and naval service of the United States (including civilian employees, etc.) stationed abroad, not credited to any state or territory.

³ For the mainland of the United States, 26.9 per cent.

⁴ For the mainland of the United States, 33.6 per cent.

STATISTICS OF POPULATION

The different periods of months for which school attendance was compiled are shown for each element of the population, by sex, in table LIII. In using these figures, however, it should be stated that, while it would seem to be not at all difficult to obtain reasonably accurate statements with respect to school attendance, it has been found, in practice, that these returns are subject to more or less error, particularly with respect to misstatement of the months of actual attendance at school. It seems entirely reasonable to suppose that the fact of school attendance can be estab-

lished through the medium of the census enumerator, but when a statement is required as to the number of months of attendance at school, during a period covering twelve months and representing portions of two different calendar years, the return is likely to be incorrect in many cases. Furthermore, as the population schedule for 1900 provided for the return of school attendance in months only, the inability of the enumerator to ascertain the number of months of attendance at school during the year is likely to result in the omission of the fact of attendance.

TABLE LIII.—Total persons attending school during the census year, classified by sex, general nativity, color, and months of school attendance, for the mainland of the United States: 1900.

| SEX AND MONTHS OF SCHOOL ATTENDANCE. | AGGREGATE. | | NATIVE WHITE—NATIVE PARENTS. | | NATIVE WHITE—FOREIGN PARENTS. | | FOREIGN WHITE. | | NEGRO. ¹ | | CHINESE. | | JAPANESE. | | INDIAN. | |
|--------------------------------------|------------|-----------|------------------------------|-----------|-------------------------------|-----------|----------------|-----------|---------------------|-----------|----------|-----------|-----------|-----------|---------|-----------|
| | Number. | Per cent. | Number. | Per cent. | Number. | Per cent. | Number. | Per cent. | Number. | Per cent. | Number. | Per cent. | Number. | Per cent. | Number. | Per cent. |
| Both sexes .. | 13,367,147 | 100.0 | 8,244,687 | 100.0 | 3,605,128 | 100.0 | 381,189 | 100.0 | 1,096,784 | 100.0 | 1,349 | 100.0 | 523 | 100.0 | 87,587 | 100.0 |
| 1 month or less.... | 236,017 | 1.8 | 152,704 | 1.8 | 23,077 | 0.6 | 3,125 | 0.8 | 56,485 | 5.2 | 9 | 0.7 | 9 | 1.7 | 608 | 1.6 |
| 2 to 3 months..... | 1,421,999 | 10.6 | 942,418 | 11.4 | 132,280 | 3.7 | 14,776 | 3.9 | 329,310 | 30.0 | 45 | 3.3 | 24 | 4.6 | 3,146 | 8.4 |
| 4 to 5 months..... | 1,910,929 | 14.3 | 1,373,367 | 16.7 | 217,351 | 6.0 | 20,393 | 5.3 | 296,259 | 27.0 | 108 | 8.0 | 27 | 5.2 | 3,424 | 9.1 |
| 6 months or more.. | 9,798,202 | 73.3 | 5,776,198 | 70.1 | 3,232,420 | 89.7 | 342,895 | 90.0 | 414,680 | 37.8 | 1,187 | 88.0 | 463 | 88.5 | 30,359 | 80.9 |
| Males..... | 6,668,823 | 100.0 | 4,141,997 | 100.0 | 1,801,303 | 100.0 | 194,574 | 100.0 | 509,984 | 100.0 | 993 | 100.0 | 472 | 100.0 | 19,500 | 100.0 |
| 1 month or less.... | 120,680 | 1.8 | 78,749 | 1.9 | 11,294 | 0.6 | 1,681 | 0.9 | 28,627 | 5.6 | 7 | 0.7 | 9 | 1.9 | 313 | 1.6 |
| 2 to 3 months..... | 740,243 | 11.1 | 500,304 | 12.1 | 71,752 | 4.0 | 8,270 | 4.2 | 158,178 | 31.0 | 28 | 2.8 | 22 | 4.7 | 1,689 | 8.7 |
| 4 to 5 months..... | 987,293 | 14.8 | 717,774 | 17.3 | 120,290 | 6.7 | 11,264 | 5.8 | 136,028 | 26.7 | 89 | 9.0 | 26 | 5.5 | 1,822 | 9.3 |
| 6 months or more.. | 4,820,607 | 72.3 | 2,845,170 | 68.7 | 1,597,967 | 88.7 | 173,359 | 89.1 | 187,151 | 36.7 | 869 | 87.5 | 415 | 87.9 | 15,676 | 80.4 |
| Females..... | 6,698,324 | 100.0 | 4,102,690 | 100.0 | 1,803,825 | 100.0 | 186,615 | 100.0 | 586,750 | 100.0 | 356 | 100.0 | 51 | 100.0 | 18,037 | 100.0 |
| 1 month or less.... | 115,337 | 1.7 | 73,955 | 1.8 | 11,783 | 0.6 | 1,444 | 0.8 | 27,858 | 4.7 | 2 | 0.6 | | | 295 | 1.6 |
| 2 to 3 months..... | 681,756 | 10.2 | 442,114 | 10.8 | 60,523 | 3.4 | 6,506 | 3.5 | 171,132 | 29.2 | 17 | 4.8 | 2 | 3.9 | 1,457 | 8.1 |
| 4 to 5 months..... | 923,636 | 13.8 | 655,593 | 16.0 | 97,061 | 5.4 | 9,129 | 4.9 | 160,231 | 27.3 | 19 | 5.3 | 1 | 2.0 | 1,602 | 8.9 |
| 6 months or more.. | 4,977,595 | 74.3 | 2,931,028 | 71.4 | 1,634,458 | 90.6 | 169,536 | 90.8 | 227,529 | 38.8 | 318 | 89.3 | 48 | 94.1 | 14,633 | 81.4 |

¹ Includes all persons of negro descent.

As shown by table LIII, of all native white persons of native parentage who attended school during the census year, only seven-tenths were at school for a period of 6 months or more, as against nine-tenths for each of the other two elements of the white population. This small proportion for native white persons of native parentage is due in part to the difference in the constitution of the urban and rural population of the country, and the relatively longer term of school attendance in cities and other closely settled districts. Of the purely native white element in 1900, 16 per cent is contained in cities of 25,000 inhabitants or more, as against nearly 44 per cent of all the native white persons of foreign parentage and not quite 50 per cent of all foreign whites.

The proportions of persons attending school 6 months or more, as shown by the census of 1900, are much larger, in each case, than the proportions derived from a similar inquiry in 1890; but, as already explained, the statements with respect to school attendance are subject to considerable error in the return of the number of months of attendance, and for this reason comparison with the results of preceding censuses should not be made unreservedly. According to the census returns of 1890, those attending school for a period of 6 months or more constituted 58.7 per cent of all native white persons of native parentage at school during any portion of the census year, as compared with 78.5 per cent of all native white persons

of foreign parentage and 75.5 per cent of all foreign white persons at school. Some part of the increased proportions in 1900 is due no doubt to incorrect returns, but a portion may be safely ascribed to a lengthening of the average term of school attendance during the decade.

Of the whole number of negro persons attending school, 30 per cent were at school not less than 2 nor more than 3 months, 27 per cent not less than 4 nor more than 5 months, and 37.8 per cent for 6 months or more, leaving 5.2 per cent for those who attended school for less than 2 months during the census year.

A final presentation is made for persons attending school, according to months of school attendance in connection with sex and age, in the following summary for the mainland of the United States:

| SEX AND MONTHS OF SCHOOL ATTENDANCE. | UNDER 10 YEARS. | | 10 TO 14 YEARS. | | 15 YEARS AND OVER. | |
|--------------------------------------|-----------------|-----------|-----------------|-----------|--------------------|-----------|
| | Number. | Per cent. | Number. | Per cent. | Number. | Per cent. |
| Both sexes..... | 4,810,327 | 100.0 | 6,451,394 | 100.0 | 2,605,426 | 100.0 |
| 1 month or less..... | 88,638 | 2.1 | 85,769 | 1.3 | 61,610 | 2.4 |
| 2 to 3 months..... | 450,030 | 10.4 | 617,943 | 9.6 | 354,026 | 13.6 |
| 4 to 5 months..... | 527,262 | 12.2 | 929,846 | 14.4 | 453,821 | 17.4 |
| 6 months or more..... | 3,244,397 | 75.3 | 4,817,836 | 74.7 | 1,735,969 | 66.6 |

| SEX AND MONTHS OF SCHOOL ATTENDANCE. | UNDER 10 YEARS. | | 10 TO 14 YEARS. | | 15 YEARS AND OVER. | |
|--------------------------------------|-----------------|-----------|-----------------|-----------|--------------------|-----------|
| | Number. | Per cent. | Number. | Per cent. | Number. | Per cent. |
| Males..... | 2,176,423 | 100.0 | 3,215,585 | 100.0 | 1,276,810 | 100.0 |
| 1 month or less..... | 43,628 | 2.0 | 44,012 | 1.4 | 33,040 | 2.6 |
| 2 to 3 months..... | 224,673 | 10.3 | 318,345 | 9.9 | 197,220 | 15.5 |
| 4 to 5 months..... | 265,888 | 12.2 | 476,995 | 14.8 | 244,410 | 19.1 |
| 6 months or more..... | 1,642,234 | 75.5 | 2,376,233 | 73.9 | 802,140 | 62.8 |
| Females..... | 2,133,899 | 100.0 | 3,235,809 | 100.0 | 1,328,616 | 100.0 |
| 1 month or less..... | 45,010 | 2.1 | 41,757 | 1.3 | 28,570 | 2.1 |
| 2 to 3 months..... | 225,352 | 10.6 | 299,598 | 9.3 | 156,806 | 11.8 |
| 4 to 5 months..... | 261,374 | 12.2 | 452,851 | 14.0 | 209,411 | 15.8 |
| 6 months or more..... | 1,602,163 | 75.1 | 2,441,603 | 75.4 | 938,829 | 70.3 |

This summary shows that of all the persons under 10 years of age who attended school, fully three-fourths attended for 6 months or more, as against very nearly three-fourths of all those 10 to 14 years of age and two-thirds of all those 15 years of age and upward. There is very little difference in the relative proportions for each sex, except for those 15 years of age and over, in which age group the percentage of females attending school 6 months or more is considerably larger than the similar percentage for males.

ILLITERACY.

The inquiry with respect to the literacy of the population does not apply to persons less than 10 years of age, but covers a return on the population schedule concerning the ability of each person 10 years of age and over to read and write in any language; that is, the test of literacy is based upon one's ability to read and write not necessarily the English language, but the language ordinarily spoken by him. The inquiry on the population schedule called for a definite answer (Yes or No) as to whether or not a person could read or could write, and the statistics derived from these two inquiries include two classes of illiterates, namely, (1) persons who can neither read nor write and (2) persons who can read but can not write.

A return of the number of the illiterate population was required for the first time at the census of 1840, but the inquiry was made only concerning the number of white persons over 20 years of age in each family who could not read and write, the plan of individual enumeration not then being in vogue. A similar inquiry with respect to illiteracy was made in 1850 and 1860 for white and free colored persons over 20 years of age, but from and after 1870 the inquiries were extended to include the entire population 10 years of age and over.

In presenting the statistics of illiteracy derived from the returns of the census of 1900, the general tables (pages 411-488) comprehend for states and territories and principal cities a statement of the number of illiterates for each element of the population, classified, first,

by sex and degree of illiteracy, and, second, by sex and age periods. A detailed presentation is also made for the entire area of enumeration in 1900, in which the number of illiterates in each element of the population is classified by sex, degree of illiteracy, and age periods, and, in addition, a statement is made by counties, of the total illiterate population 10 years of age and over, without subdivision by sex but distinguished as to general nativity and color. The statistics of literacy and illiteracy for the male voting population are presented in Part I,¹ under the heading of "Citizenship, and Years in the United States", in detail for states and territories, counties, and cities of 25,000 inhabitants or more in 1900.

The statistics of illiteracy, as presented in these tables, represent, in all probability, something less than the fact, due to the return, in certain cases, of persons as literate who in reality are illiterate. The information returned at the present census is fully as reliable, however, as that for preceding censuses, and the figures are, therefore, sufficiently complete for comparative purposes. In figuring the proportions of illiterates among the different elements of the population and in the several age groups, the degree of illiteracy is ignored, and the sum of the numbers reported for the two classes is taken to represent the true number of illiterates, in each case.

¹ Report on Population, Census of 1900, Part I, pages cciii-ccxiv: 909-913; 930-937; 970-1006.

The whole number of illiterates returned in the census of 1900 is 6,246,857, of whom 6,180,069 are living in the states and territories comprising the mainland of the United States, that is, exclusive of 66,788 illiterate persons in Alaska and Hawaii and in the military and naval service of the United States at stations abroad. The proportion of persons returned in each of the two classes of illiterates is presented for the mainland of the United States in 1900, in comparison with similar proportions derived from the census of 1890, in detail by general nativity and color, in the following summary:

| GENERAL NATIVITY AND COLOR. | Aggregate. | CAN READ BUT CAN NOT WRITE. | | CAN NEITHER READ NOR WRITE. | |
|--------------------------------|------------|-----------------------------|-----------|-----------------------------|-----------|
| | | Number. | Per cent. | Number. | Per cent. |
| 1900. | | | | | |
| Aggregate | 6,180,069 | 955,843 | 15.5 | 5,224,226 | 84.5 |
| White (total) | 3,200,746 | 645,959 | 20.2 | 2,554,787 | 79.8 |
| Native white | 1,913,611 | 445,263 | 23.3 | 1,468,348 | 76.7 |
| Native parents | 1,734,764 | 410,013 | 23.6 | 1,324,751 | 76.4 |
| Foreign parents | 178,847 | 35,250 | 19.7 | 143,597 | 80.3 |
| Foreign white | 1,287,135 | 200,696 | 15.6 | 1,086,439 | 84.4 |
| Colored (total) | 2,979,323 | 309,884 | 10.4 | 2,669,439 | 89.6 |
| Persons of negro descent | 2,858,194 | 306,308 | 10.7 | 2,546,891 | 89.3 |
| Chinese | 25,396 | 1,024 | 4.0 | 24,372 | 96.0 |
| Japanese | 4,386 | 137 | 3.1 | 4,249 | 96.9 |
| Indian | 96,347 | 2,420 | 2.5 | 93,927 | 97.5 |
| 1890. | | | | | |
| Aggregate | 6,324,702 | 1,167,853 | 18.5 | 5,156,849 | 81.5 |
| White (total) | 3,212,574 | 802,481 | 25.0 | 2,410,093 | 75.0 |
| Native white | 2,065,003 | 579,827 | 28.1 | 1,485,176 | 71.9 |
| Native parents | 1,890,723 | 536,444 | 28.4 | 1,354,279 | 71.7 |
| Foreign parents | 174,280 | 43,383 | 24.9 | 130,897 | 75.1 |
| Foreign white | 1,147,571 | 222,654 | 19.4 | 924,917 | 80.6 |
| Colored (total) | 3,112,128 | 365,372 | 11.7 | 2,746,756 | 88.3 |
| Persons of negro descent | 3,042,668 | 362,654 | 11.9 | 2,680,014 | 88.1 |

Of the 6,180,069 illiterate persons in 1900, 955,843, or 15.5 per cent, can read but can not write, and 5,224,226, or 84.5 per cent, can neither read nor write, as compared with 18.5 per cent and 81.5 per cent, respectively, in 1890. At the census of 1880 there were 6,239,958 persons returned as illiterate, of whom 21.1 per cent could neither read but could not write, and 78.9 per cent could neither read nor write. No division was made in the printed report for that census of the two classes of illiterates according to general nativity and color, and so comparisons in this respect are limited to the censuses of 1890 and 1900. Much the largest proportions of persons who can read but can not write, as opposed to those who can neither read nor write, are returned at both censuses for the native white elements, the percentages in 1900 being 23.6 for the native white element of native parentage and 19.7 for the native white element of foreign parentage, as compared with 15.6 for the foreign whites and 10.4 for the colored.

The distribution of the illiterate population of the United States in 1880, 1890, and 1900, by general nativity and color, is shown in the following summary:

| GENERAL NATIVITY AND COLOR. | TOTAL ILLITERATE POPULATION 10 YEARS OF AGE AND OVER. | | | | | |
|--------------------------------|---|-----------|-----------|-----------|-----------|-----------|
| | 1900 | | 1890 | | 1880 | |
| | Number. | Per cent. | Number. | Per cent. | Number. | Per cent. |
| Aggregate | 6,180,069 | 100.0 | 6,324,702 | 100.0 | 6,239,958 | 100.0 |
| White (total) | 3,200,746 | 51.8 | 3,212,574 | 50.8 | 3,019,080 | 48.4 |
| Native white | 1,913,611 | 31.0 | 2,065,003 | 32.7 | 2,255,460 | 36.2 |
| Native parents | 1,734,764 | 28.1 | 1,890,723 | 29.9 | | |
| Foreign parents | 178,847 | 2.9 | 174,280 | 2.8 | | |
| Foreign white | 1,287,135 | 20.8 | 1,147,571 | 18.1 | 763,620 | 12.2 |
| Colored (total) | 2,979,323 | 48.2 | 3,112,128 | 49.2 | 3,220,878 | 51.6 |
| Persons of negro descent | 2,858,194 | 46.2 | 3,042,668 | 48.1 | | |
| Chinese | 25,396 | 0.4 | | | | |
| Japanese | 4,386 | 0.1 | 69,460 | 1.1 | | |
| Indian | 96,347 | 1.5 | | | | |

Of the whole number of illiterates in 1900, 3,200,746, or 51.8 per cent, are white, and 2,979,323, or 48.2 per cent, are colored. These figures, as compared with those for 1880 and 1890, show a decreased proportion of illiterate colored, the percentages for the earlier censuses being 51.6 and 49.2, respectively. The colored element, comprising principally persons of negro descent, constitutes 46.2 per cent of all the illiterates in 1900 as against 48.1 per cent in 1890.

The relative proportions of illiterates in the aggregate population 10 years of age and over, and in each of its elements, in 1880, 1890, and 1900, are presented in the following summary:

| GENERAL NATIVITY AND COLOR. | AGGREGATE POPULATION 10 YEARS OF AGE AND OVER. | | |
|--------------------------------|--|--------------|-----------|
| | Total. | Illiterates. | |
| | | Number. | Per cent. |
| 1900. | | | |
| Aggregate | 57,949,824 | 6,180,069 | 10.7 |
| White (total) | 51,250,913 | 3,200,746 | 6.2 |
| Native white | 41,236,662 | 1,913,611 | 4.6 |
| Native parents | 30,310,261 | 1,734,764 | 5.7 |
| Foreign parents | 10,926,401 | 178,847 | 1.6 |
| Foreign white | 10,014,256 | 1,287,135 | 12.9 |
| Colored (total) | 6,698,906 | 2,979,323 | 44.5 |
| Persons of negro descent | 6,415,581 | 2,858,194 | 44.5 |
| Chinese | 87,632 | 25,396 | 29.0 |
| Japanese | 24,091 | 4,386 | 18.2 |
| Indian | 171,552 | 96,347 | 56.2 |
| 1890. | | | |
| Aggregate | 47,413,559 | 6,324,702 | 13.3 |
| White (total) | 41,931,074 | 3,212,574 | 7.7 |
| Native white | 33,144,187 | 2,065,003 | 6.2 |
| Native parents | 25,375,766 | 1,890,723 | 7.5 |
| Foreign parents | 7,768,421 | 174,280 | 2.2 |
| Foreign white | 8,786,887 | 1,147,571 | 13.1 |
| Colored (total) | 5,482,485 | 3,112,128 | 56.8 |
| Persons of negro descent | 5,328,972 | 3,042,668 | 57.1 |
| 1880. | | | |
| Aggregate | 36,761,607 | 6,239,958 | 17.0 |
| White (total) | 32,160,400 | 3,019,080 | 9.4 |
| Native white | 25,785,789 | 2,255,460 | 8.7 |
| Foreign white | 6,374,611 | 763,620 | 12.0 |
| Colored (total) | 4,601,207 | 3,220,878 | 70.0 |

The population 10 years of age and over, for the mainland of the United States in 1900, numbers 57,949,824, and of this number 6,180,069, or 10.7 per cent, are reported as illiterate. There were 6,324,702 illiterate persons returned in 1890, representing 13.3 per cent, and 6,239,958 illiterate persons in 1880, representing 17 per cent, of the entire population 10 years of age and upward. According to these figures there has been a decrease since 1890 in the relative amount of illiteracy among persons 10 years of age and over, and the decrease is much more significant when contrasted with conditions twenty years ago. Not only has there been an absolute decrease in the number of illiterates since 1880, although a much larger Indian population is comprehended by the figures of the present census than heretofore, but the illiterate population now represents less than one-ninth of the entire population considered, as compared with a little more than one-sixth in 1880.

The decrease from 1880 to 1890 in the proportion of illiterates to the total number is common to each element of the population except the foreign whites. The figures show that the decrease indicated by the census of 1890 in the proportion of illiterates among the negro element has been continued and that the census of 1900 shows even more satisfactory progress. Fully seven-tenths of the entire colored element in 1880, comprising mainly persons of negro descent, were returned as illiterate; at the census of 1890 this proportion had been decreased to 56.8 per cent, and during the past decade the proportion has been still further reduced to 44.5 per cent. A separate tabulation with respect to the illiteracy of persons of negro descent was made at the last two censuses, and it appears from the foregoing summary that the proportion of illiterates for this element alone has decreased from 57.1 per cent in 1890 to 44.5 per cent in 1900.

Since 1890 there has been a decrease in illiterate native white persons of 151,392, or 7.3 per cent, an increase in illiterate foreign white persons of 139,564, or 12.2 per cent, and a decrease in illiterate colored persons of 132,805, or 4.3 per cent, representing a net decrease in the illiterate persons as a whole of 144,633, or 2.3 per cent. The decrease in illiterate persons of negro descent since 1890 is even larger than that for the entire illiterate colored element, inasmuch as the decrease of 189,474, or 6.2 per cent, is offset in part by an increase in illiterate Chinese, Japanese, and Indians of 56,669, or 81.6 per cent. This increase in the other colored elements is due to the inclusion in the census of 1900 of all Indians, whereas in 1890 the figures represented only civilized Indians who were included in the general enumeration at that census.

Of the 171,552 Indians 10 years of age and over on the mainland of the United States in 1900, 96,347, or 56.2 per cent, are illiterate, as compared with 29 per cent and 18.2 per cent, respectively, for the other two colored elements, for which the statistics of illiteracy are presented for the first time in 1900.

Of the whole number of illiterate persons in 1900, the males constitute 3,011,224, or 48.7 per cent, and the females 3,168,845, or 51.3 per cent. At the censuses of 1880 and 1890 there was also an excess of illiterate females, this class constituting 52.4 per cent of all the illiterates at each census as against 47.6 per cent for illiterate males. For the mainland of the United States, the proportions of illiterates among the female population are also somewhat larger than those for the male population in 1900, as shown by the following summary:

| GENERAL NATIVITY AND COLOR. | MALE POPULATION 10 YEARS OF AGE AND OVER. | | | FEMALE POPULATION 10 YEARS OF AGE AND OVER. | | |
|-----------------------------|---|--------------|-----------|---|--------------|-----------|
| | Total. | Illiterates. | | Total. | Illiterates. | |
| | | Number. | Per cent. | | Number. | Per cent. |
| Aggregate..... | 29,703,440 | 3,011,224 | 10.1 | 28,246,384 | 3,168,845 | 11.2 |
| White (total)..... | 26,327,981 | 1,567,153 | 6.0 | 24,922,987 | 1,633,593 | 6.6 |
| Native white..... | 20,912,940 | 955,517 | 4.6 | 20,323,722 | 968,094 | 4.7 |
| Native parents. | 15,452,855 | 862,175 | 5.6 | 14,857,406 | 872,589 | 5.9 |
| Foreign parents | 5,460,085 | 93,342 | 1.7 | 5,466,316 | 85,505 | 1.6 |
| Foreign white..... | 5,414,991 | 611,636 | 11.3 | 4,599,265 | 675,499 | 14.7 |
| Colored (total)..... | 3,375,509 | 1,444,071 | 42.8 | 3,323,397 | 1,535,252 | 46.2 |
| Negro ¹ | 3,181,650 | 1,371,432 | 43.1 | 3,233,931 | 1,481,762 | 45.8 |
| Chinese..... | 84,141 | 23,052 | 27.4 | 3,541 | 2,344 | 66.2 |
| Japanese..... | 23,214 | 4,211 | 18.1 | 877 | 175 | 20.0 |
| Indian..... | 88,504 | 45,376 | 52.5 | 85,048 | 50,971 | 59.9 |

¹Includes all persons of negro descent.

Illiterate males and females constitute 10.1 per cent and 11.2 per cent, respectively, of all the males and females 10 years of age and over in 1900, and there is a larger proportion of illiterate females in each element of the population, with the exception of the native whites of foreign parentage for which the percentage of illiterate males is slightly in excess.

A detailed comparison of the statistics of illiteracy, as returned at the censuses of 1880, 1890, and 1900, is made by states and territories for each element of the population, in tables LIV to LXV.

The relative proportions of illiterates in the several states and territories in 1890 and 1900 are also represented graphically for the total population, and for the native white, foreign white, and negro elements separately, in a series of diagrams on plates 11 to 14.

STATISTICS OF POPULATION.

TABLE LIV.—Total illiterate population 10 years of age and over, by states and territories arranged geographically: 1880 to 1900.

| STATES AND TERRITORIES. | POPULATION 10 YEARS OF AGE AND OVER. | | | | | | | | |
|--------------------------------------|--------------------------------------|--------------|------|------------|--------------|-------|------------|--------------|-------|
| | 1900 | | | 1890 | | | 1880 | | |
| | Total. | Illiterates. | | Total. | Illiterates. | | Total. | Illiterates. | |
| | Number. | Per cent. | | Number. | Per cent. | | Number. | Per cent. | |
| The United States ¹ | 58,224,600 | 6,246,857 | 10.7 | 47,413,559 | 6,324,702 | 13.3 | 36,761,607 | 6,239,958 | 17.0 |
| North Atlantic division..... | 16,692,161 | 976,536 | 5.9 | 13,888,377 | 859,989 | 6.2 | 11,270,090 | 699,369 | 6.2 |
| Maine..... | 565,440 | 29,060 | 5.1 | 541,662 | 29,587 | 5.5 | 519,669 | 22,170 | 4.3 |
| New Hampshire..... | 337,893 | 21,075 | 6.2 | 315,497 | 21,476 | 6.8 | 286,188 | 14,302 | 5.0 |
| Vermont..... | 278,943 | 16,247 | 5.8 | 271,173 | 18,154 | 6.7 | 264,052 | 15,837 | 6.0 |
| Massachusetts..... | 2,267,048 | 134,043 | 5.9 | 1,839,607 | 114,468 | 6.2 | 1,432,183 | 92,980 | 6.5 |
| Rhode Island..... | 344,824 | 29,004 | 8.4 | 281,959 | 27,525 | 9.8 | 24,798 | 24,798 | 11.2 |
| Connecticut..... | 730,454 | 42,973 | 5.9 | 609,830 | 32,194 | 5.3 | 497,303 | 28,424 | 5.7 |
| New York..... | 5,801,682 | 318,100 | 5.5 | 4,822,392 | 266,911 | 5.5 | 3,981,428 | 219,600 | 5.5 |
| New Jersey..... | 1,480,498 | 86,658 | 5.9 | 1,143,123 | 74,321 | 6.5 | 865,591 | 53,249 | 6.2 |
| Pennsylvania..... | 4,885,379 | 299,376 | 6.1 | 4,063,134 | 275,353 | 6.8 | 3,203,215 | 228,014 | 7.1 |
| South Atlantic division..... | 7,616,159 | 1,821,346 | 23.9 | 6,415,921 | 1,981,888 | 30.9 | 5,286,645 | 2,129,830 | 40.3 |
| Delaware..... | 145,500 | 17,531 | 12.0 | 131,967 | 18,878 | 14.3 | 110,856 | 19,414 | 17.5 |
| Maryland..... | 920,715 | 101,947 | 11.1 | 798,605 | 125,376 | 15.7 | 695,364 | 134,488 | 19.3 |
| District of Columbia..... | 231,837 | 20,028 | 8.6 | 188,567 | 24,884 | 13.2 | 136,907 | 25,778 | 18.8 |
| Virginia..... | 1,364,501 | 312,120 | 22.9 | 1,211,934 | 365,736 | 30.2 | 1,059,034 | 430,352 | 40.6 |
| West Virginia..... | 701,646 | 80,105 | 11.4 | 549,538 | 79,180 | 14.4 | 428,587 | 85,376 | 19.9 |
| North Carolina..... | 1,346,734 | 386,251 | 28.7 | 1,147,446 | 409,703 | 35.7 | 959,951 | 463,975 | 48.3 |
| South Carolina..... | 942,402 | 338,659 | 35.9 | 802,406 | 360,705 | 45.0 | 667,466 | 369,848 | 55.4 |
| Georgia..... | 1,577,334 | 480,420 | 30.5 | 1,302,208 | 518,706 | 39.8 | 1,043,840 | 520,416 | 49.9 |
| Florida..... | 385,490 | 84,285 | 21.9 | 283,250 | 78,720 | 27.8 | 184,650 | 80,183 | 43.4 |
| North Central division..... | 20,281,866 | 858,322 | 4.2 | 16,909,613 | 964,268 | 5.7 | 12,760,841 | 853,020 | 6.7 |
| Ohio..... | 3,289,921 | 131,541 | 4.0 | 2,858,659 | 149,843 | 5.2 | 2,399,367 | 131,847 | 5.5 |
| Indiana..... | 1,968,215 | 90,539 | 4.6 | 1,674,028 | 105,829 | 6.3 | 1,468,095 | 110,761 | 7.5 |
| Illinois..... | 3,727,745 | 157,958 | 4.2 | 2,907,671 | 162,634 | 5.2 | 2,269,315 | 145,397 | 6.4 |
| Michigan..... | 1,896,265 | 80,482 | 4.2 | 1,619,035 | 95,914 | 5.9 | 1,236,686 | 63,723 | 5.2 |
| Wisconsin..... | 1,561,156 | 73,779 | 4.7 | 1,258,390 | 84,745 | 6.7 | 965,712 | 55,558 | 5.8 |
| Minnesota..... | 1,305,657 | 62,946 | 4.1 | 962,350 | 58,057 | 6.0 | 559,977 | 34,546 | 6.2 |
| Iowa..... | 1,711,789 | 40,172 | 2.3 | 1,441,308 | 52,061 | 3.6 | 1,181,641 | 46,609 | 3.9 |
| Missouri..... | 2,371,865 | 152,844 | 6.4 | 1,995,638 | 181,368 | 9.1 | 1,557,631 | 208,754 | 13.4 |
| North Dakota..... | 229,161 | 12,719 | 5.6 | 129,462 | 7,743 | 6.0 | 99,849 | 24,821 | 24.8 |
| South Dakota..... | 294,304 | 14,832 | 5.0 | 236,208 | 9,974 | 4.2 | 199,849 | 24,821 | 24.8 |
| Nebraska..... | 799,755 | 17,997 | 2.3 | 771,659 | 24,021 | 3.1 | 318,271 | 11,528 | 3.6 |
| Kansas..... | 1,126,033 | 32,513 | 2.9 | 1,055,215 | 42,079 | 4.0 | 704,297 | 39,476 | 5.6 |
| South Central division..... | 10,124,215 | 2,318,579 | 22.9 | 7,799,487 | 2,318,871 | 29.7 | 6,076,243 | 2,402,589 | 39.5 |
| Kentucky..... | 1,589,685 | 262,954 | 16.5 | 1,360,031 | 294,331 | 21.6 | 1,163,498 | 348,392 | 29.9 |
| Tennessee..... | 1,480,948 | 306,930 | 20.7 | 1,276,631 | 340,140 | 26.6 | 1,062,130 | 410,722 | 38.7 |
| Alabama..... | 1,304,703 | 443,590 | 34.0 | 1,069,545 | 438,535 | 41.0 | 851,730 | 433,447 | 50.9 |
| Mississippi..... | 1,098,891 | 351,461 | 32.0 | 902,028 | 360,613 | 40.0 | 753,693 | 373,201 | 49.5 |
| Louisiana..... | 990,364 | 381,145 | 38.5 | 794,683 | 364,184 | 45.8 | 649,070 | 313,380 | 49.1 |
| Texas..... | 2,163,913 | 314,018 | 14.5 | 1,564,755 | 308,873 | 19.7 | 1,064,196 | 316,432 | 29.7 |
| Indian Territory..... | 274,324 | 52,052 | 19.0 | | | | | | |
| Oklahoma..... | 287,055 | 15,774 | 5.5 | 44,701 | 2,400 | 5.4 | | | |
| Arkansas..... | 934,332 | 190,655 | 20.4 | 787,113 | 209,745 | 26.6 | 531,876 | 202,015 | 38.0 |
| Western division..... | 3,235,423 | 205,286 | 6.3 | 2,400,161 | 199,636 | 8.3 | 1,367,788 | 155,150 | 11.3 |
| Montana..... | 191,596 | 11,675 | 6.1 | 107,811 | 5,884 | 5.5 | 31,989 | 1,707 | 5.3 |
| Wyoming..... | 72,062 | 2,873 | 4.0 | 47,755 | 1,630 | 3.4 | 16,479 | 556 | 3.4 |
| Colorado..... | 425,424 | 17,779 | 4.2 | 327,896 | 17,180 | 5.2 | 158,220 | 10,474 | 6.6 |
| New Mexico..... | 141,282 | 46,971 | 33.2 | 112,541 | 50,070 | 44.5 | 87,966 | 57,156 | 65.0 |
| Arizona..... | 94,147 | 27,307 | 29.0 | 46,076 | 10,785 | 23.4 | 32,922 | 5,842 | 17.7 |
| Utah..... | 196,769 | 6,141 | 3.1 | 147,227 | 8,232 | 5.6 | 97,194 | 8,826 | 9.1 |
| Nevada..... | 34,959 | 4,645 | 13.3 | 38,225 | 4,897 | 12.8 | 50,666 | 4,069 | 8.0 |
| Idaho..... | 119,837 | 5,505 | 4.6 | 62,721 | 3,225 | 5.1 | 25,005 | 1,778 | 7.1 |
| Washington..... | 408,437 | 12,740 | 3.1 | 275,639 | 11,778 | 4.3 | 55,720 | 3,889 | 7.0 |
| Oregon..... | 328,799 | 10,686 | 3.3 | 244,374 | 10,103 | 4.1 | 130,565 | 7,423 | 5.7 |
| California..... | 1,222,111 | 58,959 | 4.8 | 989,896 | 75,902 | 7.7 | 681,062 | 53,430 | 7.8 |
| Alaska..... | 55,981 | 23,311 | 41.6 | | | | | | |
| Hawaii..... | 127,768 | 42,340 | 33.1 | | | | | | |

¹ Includes in 1900 persons in the military and naval service of the United States (including civilian employees, etc.) stationed abroad, not credited to any state or territory.² Dakota territory.

ILLITERACY.

TABLE LV.—*Illiterate male population 10 years of age and over, by states and territories arranged geographically: 1880 to 1900.*

| STATES AND TERRITORIES. | MALE POPULATION 10 YEARS OF AGE AND OVER. | | | | | | | | |
|--------------------------------------|---|--------------|-----------|------------|--------------|-----------|------------|--------------|-----------|
| | 1900 | | | 1890 | | | 1880 | | |
| | Total. | Illiterates. | | Total. | Illiterates. | | Total. | Illiterates. | |
| | | Number. | Per cent. | | Number. | Per cent. | | Number. | Per cent. |
| The United States ¹ | 29,928,804 | 3,055,056 | 10.2 | 24,352,659 | 3,008,222 | 12.4 | 18,735,980 | 2,966,421 | 15.8 |
| North Atlantic division..... | 8,336,593 | 475,277 | 5.7 | 6,904,566 | 407,186 | 5.9 | 5,527,160 | 299,431 | 5.4 |
| Maine..... | 286,114 | 16,936 | 5.9 | 271,787 | 15,932 | 5.9 | 258,587 | 11,676 | 4.5 |
| New Hampshire | 168,483 | 12,043 | 7.1 | 155,928 | 11,643 | 7.5 | 139,807 | 7,077 | 5.1 |
| Vermont..... | 142,528 | 9,507 | 6.7 | 137,899 | 10,230 | 7.4 | 132,036 | 8,500 | 6.4 |
| Massachusetts | 1,097,581 | 59,414 | 5.4 | 887,063 | 47,348 | 5.3 | 631,786 | 36,262 | 5.3 |
| Rhode Island | 168,704 | 13,582 | 8.1 | 135,955 | 12,240 | 9.0 | 104,986 | 10,237 | 9.8 |
| Connecticut | 365,130 | 20,929 | 5.7 | 300,675 | 15,233 | 5.1 | 242,392 | 12,039 | 5.0 |
| New York | 2,877,822 | 143,214 | 5.0 | 2,385,622 | 124,443 | 5.2 | 1,950,059 | 95,551 | 4.9 |
| New Jersey | 739,224 | 42,625 | 5.8 | 568,585 | 35,413 | 6.2 | 426,451 | 23,857 | 5.6 |
| Pennsylvania..... | 2,491,007 | 157,027 | 6.3 | 2,061,052 | 134,704 | 6.5 | 1,591,056 | 94,232 | 5.9 |
| South Atlantic division..... | 3,798,278 | 879,065 | 23.1 | 3,178,769 | 926,096 | 29.1 | 2,588,035 | 1,003,565 | 38.8 |
| Delaware | 74,395 | 8,882 | 11.9 | 67,309 | 9,274 | 13.8 | 56,003 | 9,394 | 16.8 |
| Maryland | 455,285 | 49,110 | 10.8 | 392,485 | 59,526 | 15.2 | 341,621 | 63,504 | 18.6 |
| District of Columbia | 103,613 | 7,807 | 7.2 | 88,703 | 9,821 | 11.1 | 63,429 | 10,043 | 15.8 |
| Virginia | 679,440 | 157,890 | 23.2 | 598,677 | 177,043 | 29.6 | 516,395 | 207,562 | 40.2 |
| West Virginia..... | 367,973 | 41,429 | 11.3 | 281,576 | 37,579 | 13.3 | 217,650 | 40,280 | 18.5 |
| North Carolina..... | 661,731 | 181,223 | 27.4 | 559,764 | 184,506 | 33.0 | 465,268 | 213,196 | 45.8 |
| South Carolina..... | 465,022 | 159,419 | 34.3 | 395,466 | 167,120 | 42.3 | 324,364 | 173,807 | 53.6 |
| Georgia | 782,629 | 231,880 | 29.6 | 647,922 | 244,944 | 37.8 | 509,830 | 247,339 | 48.5 |
| Florida | 203,190 | 41,420 | 20.4 | 146,867 | 36,233 | 24.7 | 93,475 | 38,435 | 41.1 |
| North Central division..... | 10,527,915 | 412,603 | 3.9 | 8,823,083 | 457,793 | 5.2 | 6,684,105 | 415,572 | 6.2 |
| Ohio | 1,663,595 | 63,404 | 3.8 | 1,442,430 | 69,924 | 4.8 | 1,209,435 | 61,754 | 5.1 |
| Indiana..... | 1,006,755 | 43,763 | 4.3 | 855,368 | 49,505 | 5.8 | 752,405 | 52,033 | 6.9 |
| Illinois..... | 1,922,803 | 74,752 | 3.9 | 1,507,159 | 70,548 | 4.7 | 1,178,131 | 69,940 | 5.9 |
| Michigan | 933,039 | 43,224 | 4.4 | 851,163 | 51,522 | 6.1 | 659,101 | 35,211 | 5.3 |
| Wisconsin | 811,123 | 34,284 | 4.2 | 657,968 | 39,517 | 6.0 | 503,434 | 26,381 | 5.2 |
| Minnesota | 706,401 | 23,049 | 3.3 | 523,342 | 25,993 | 5.0 | 307,449 | 16,129 | 5.2 |
| Iowa..... | 893,912 | 18,675 | 2.1 | 755,134 | 24,125 | 3.2 | 623,675 | 22,519 | 3.6 |
| Missouri | 1,223,168 | 75,272 | 6.2 | 1,037,994 | 86,530 | 8.3 | 816,962 | 103,172 | 12.6 |
| North Dakota..... | 131,893 | 6,194 | 4.7 | 74,442 | 3,650 | 4.9 | 64,343 | 3,519 | 3.9 |
| South Dakota..... | 161,746 | 6,160 | 3.8 | 133,252 | 4,816 | 3.6 | 103,172 | 3,519 | 3.3 |
| Nebraska..... | 429,465 | 8,094 | 1.9 | 426,815 | 11,753 | 2.8 | 181,022 | 5,927 | 3.3 |
| Kansas..... | 593,965 | 15,732 | 2.6 | 563,016 | 19,910 | 3.5 | 388,148 | 19,987 | 5.1 |
| South Central division..... | 5,176,755 | 1,132,633 | 21.9 | 3,977,614 | 1,098,755 | 27.6 | 3,069,756 | 1,160,624 | 37.8 |
| Kentucky..... | 807,156 | 131,939 | 16.3 | 689,572 | 141,999 | 20.6 | 586,424 | 169,029 | 28.8 |
| Tennessee..... | 746,793 | 150,047 | 20.1 | 640,677 | 155,869 | 24.3 | 524,559 | 191,641 | 36.5 |
| Alabama..... | 651,523 | 212,579 | 32.6 | 531,941 | 206,362 | 38.8 | 414,095 | 205,243 | 49.6 |
| Mississippi..... | 552,676 | 170,827 | 30.9 | 451,788 | 170,761 | 37.8 | 375,561 | 180,526 | 48.1 |
| Louisiana..... | 496,879 | 183,318 | 36.9 | 394,815 | 172,847 | 43.8 | 322,004 | 154,535 | 48.0 |
| Texas..... | 1,129,899 | 156,801 | 13.9 | 830,783 | 151,852 | 18.3 | 568,928 | 161,047 | 28.3 |
| Indian Territory..... | 149,318 | 27,709 | 18.6 | ----- | ----- | ----- | ----- | ----- | ----- |
| Oklahoma | 157,910 | 7,930 | 5.0 | 25,811 | 1,286 | 5.0 | ----- | ----- | ----- |
| Arkansas..... | 484,601 | 91,433 | 18.9 | 412,227 | 97,779 | 23.7 | 278,185 | 98,603 | 35.4 |
| Western division..... | 1,863,899 | 111,646 | 6.0 | 1,463,627 | 118,392 | 8.1 | 866,924 | 87,229 | 10.1 |
| Montana..... | 123,724 | 6,885 | 5.6 | 75,596 | 4,330 | 5.7 | 24,558 | 1,125 | 4.6 |
| Wyoming..... | 47,731 | 1,866 | 3.9 | 32,675 | 1,070 | 3.3 | 11,950 | 336 | 2.8 |
| Colorado..... | 237,665 | 8,774 | 3.7 | 202,719 | 9,808 | 4.8 | 110,896 | 5,345 | 4.8 |
| New Mexico..... | 76,819 | 19,765 | 25.7 | 61,885 | 20,969 | 33.9 | 48,266 | 26,108 | 54.1 |
| Arizona..... | 57,027 | 14,404 | 25.3 | 29,736 | 6,027 | 20.3 | 24,267 | 3,511 | 14.5 |
| Utah..... | 100,999 | 2,811 | 2.8 | 79,747 | 3,778 | 4.7 | 50,580 | 4,156 | 8.2 |
| Nevada..... | 21,822 | 2,643 | 12.1 | 25,370 | 3,127 | 12.3 | 36,211 | 2,760 | 7.6 |
| Idaho..... | 72,000 | 3,260 | 4.5 | 40,276 | 2,336 | 5.8 | 17,910 | 1,392 | 7.8 |
| Washington..... | 248,232 | 7,360 | 3.0 | 179,965 | 7,639 | 4.2 | 36,085 | 2,360 | 6.5 |
| Oregon..... | 190,037 | 7,429 | 3.9 | 146,406 | 6,634 | 4.5 | 81,031 | 5,154 | 6.4 |
| California..... | 687,793 | 36,444 | 5.3 | 589,252 | 52,674 | 8.9 | 425,170 | 34,987 | 8.2 |
| Alaska..... | 41,968 | 13,124 | 31.3 | ----- | ----- | ----- | ----- | ----- | ----- |
| Hawaii..... | 92,934 | 29,578 | 31.8 | ----- | ----- | ----- | ----- | ----- | ----- |

¹ Includes in 1900 persons in the military and naval service of the United States (including civilian employees, etc.) stationed abroad, not credited to any state or territory.
² For the mainland of the United States, 10.1 per cent.
³ Dakota territory.

STATISTICS OF POPULATION.

TABLE LVI.—Illiterate female population 10 years of age and over, by states and territories arranged geographically: 1880 to 1900.

| STATES AND TERRITORIES. | FEMALE POPULATION 10 YEARS OF AGE AND OVER. | | | | | | | | |
|--------------------------------------|---|--------------|-------------------|------------|--------------|-----------|---------------------|--------------------|------------------|
| | 1900 | | | 1890 | | | 1880 | | |
| | Total. | Illiterates. | | Total. | Illiterates. | | Total. | Illiterates. | |
| | | Number. | Per cent. | | Number. | Per cent. | | Number. | Per cent. |
| The United States ¹ | 28,295,796 | 3,191,801 | ² 11.3 | 28,060,900 | 3,316,480 | 14.4 | 18,025,627 | 3,273,587 | 18.2 |
| North Atlantic division | 8,355,568 | 501,259 | 6.0 | 6,983,811 | 452,803 | 6.5 | 5,742,930 | 399,938 | 7.0 |
| Maine..... | 279,326 | 12,124 | 4.3 | 269,875 | 13,655 | 5.1 | 261,082 | 10,494 | 4.0 |
| New Hampshire | 169,410 | 9,032 | 5.3 | 159,569 | 9,833 | 6.2 | 146,381 | 7,225 | 4.9 |
| Vermont..... | 136,415 | 6,740 | 4.9 | 133,274 | 7,924 | 5.9 | 132,016 | 7,337 | 5.6 |
| Massachusetts | 1,169,467 | 74,629 | 6.4 | 952,544 | 67,120 | 7.0 | 750,397 | 56,718 | 7.6 |
| Rhode Island..... | 176,120 | 15,422 | 8.8 | 146,004 | 15,285 | 10.5 | 115,475 | 14,556 | 12.6 |
| Connecticut..... | 365,324 | 22,044 | 6.0 | 309,155 | 16,961 | 5.5 | 254,911 | 16,385 | 6.4 |
| New York..... | 2,923,860 | 174,886 | 6.0 | 2,436,770 | 142,468 | 5.8 | 2,031,369 | 124,049 | 6.1 |
| New Jersey..... | 741,274 | 44,033 | 5.9 | 574,538 | 33,908 | 6.8 | 389,140 | 29,392 | 6.7 |
| Pennsylvania..... | 2,394,372 | 142,349 | 5.9 | 2,002,082 | 140,649 | 7.0 | 1,612,159 | 133,782 | 8.3 |
| South Atlantic division..... | 3,817,881 | 942,281 | 24.7 | 3,237,152 | 1,055,792 | 32.6 | 2,698,610 | 1,126,265 | 41.7 |
| Delaware..... | 71,105 | 8,649 | 12.2 | 64,658 | 9,604 | 14.9 | 54,858 | 10,020 | 18.3 |
| Maryland..... | 465,430 | 52,837 | 11.4 | 406,120 | 65,850 | 16.2 | 353,743 | 70,984 | 20.1 |
| District of Columbia..... | 123,224 | 12,221 | 9.9 | 99,864 | 15,033 | 15.1 | 73,478 | 15,730 | 21.4 |
| Virginia..... | 685,061 | 154,230 | 22.5 | 613,257 | 188,693 | 30.8 | 542,639 | 222,790 | 41.1 |
| West Virginia..... | 333,673 | 38,676 | 11.6 | 267,962 | 41,601 | 15.5 | 210,937 | 45,096 | 21.4 |
| North Carolina..... | 685,003 | 205,023 | 29.9 | 587,682 | 225,197 | 38.3 | 494,683 | 250,779 | 50.7 |
| South Carolina..... | 477,380 | 179,240 | 37.5 | 406,940 | 193,585 | 47.6 | 343,092 | 196,041 | 57.1 |
| Georgia..... | 794,705 | 248,540 | 31.3 | 654,286 | 273,762 | 41.8 | 534,010 | 273,077 | 51.1 |
| Florida..... | 182,300 | 42,865 | 23.5 | 136,333 | 42,437 | 31.1 | 91,175 | 41,748 | 45.8 |
| North Central division..... | 9,753,951 | 445,719 | 4.6 | 8,081,530 | 506,475 | 6.3 | 6,076,736 | 437,443 | 7.2 |
| Ohio..... | 1,626,326 | 68,137 | 4.2 | 1,416,229 | 79,919 | 5.6 | 1,139,932 | 70,093 | 5.9 |
| Indiana..... | 961,460 | 46,776 | 4.9 | 813,660 | 56,324 | 6.9 | 715,690 | 58,728 | 8.2 |
| Illinois..... | 1,804,942 | 83,206 | 4.6 | 1,400,512 | 82,086 | 5.9 | 1,091,184 | 75,457 | 6.9 |
| Michigan..... | 913,176 | 37,258 | 4.1 | 767,372 | 44,392 | 5.8 | 577,585 | 28,512 | 4.9 |
| Wisconsin..... | 750,033 | 39,495 | 5.3 | 600,422 | 45,223 | 7.5 | 462,278 | 29,177 | 6.3 |
| Minnesota..... | 599,256 | 29,897 | 5.0 | 439,008 | 32,064 | 7.3 | 252,528 | 18,417 | 7.3 |
| Iowa..... | 817,377 | 21,497 | 2.6 | 686,174 | 27,936 | 4.1 | 537,966 | 24,090 | 4.3 |
| Missouri..... | 1,143,697 | 77,572 | 6.8 | 957,644 | 94,833 | 9.9 | 740,669 | 105,582 | 14.3 |
| North Dakota..... | 97,268 | 6,525 | 6.7 | 55,010 | 4,093 | 7.4 | ³ 35,506 | ³ 2,302 | ³ 6.5 |
| South Dakota..... | 132,558 | 8,672 | 6.5 | 102,956 | 5,158 | 5.0 | 187,249 | 5,601 | 4.1 |
| Nebraska..... | 370,290 | 9,903 | 2.7 | 344,344 | 12,268 | 3.6 | 187,249 | 5,601 | 4.1 |
| Kansas..... | 532,068 | 16,781 | 3.2 | 492,199 | 22,169 | 4.5 | 316,149 | 19,489 | 6.2 |
| South Central division..... | 4,947,480 | 1,185,946 | 24.0 | 3,821,873 | 1,220,116 | 31.9 | 3,006,487 | 1,241,965 | 41.3 |
| Kentucky..... | 782,529 | 131,015 | 16.7 | 670,459 | 152,332 | 22.7 | 577,074 | 179,363 | 31.1 |
| Tennessee..... | 734,155 | 156,833 | 21.4 | 635,954 | 184,271 | 29.0 | 537,571 | 219,031 | 40.8 |
| Alabama..... | 653,180 | 231,011 | 35.4 | 537,604 | 232,173 | 43.2 | 437,635 | 223,204 | 52.1 |
| Mississippi..... | 546,215 | 180,634 | 33.1 | 450,240 | 189,852 | 42.2 | 378,132 | 192,675 | 51.0 |
| Louisiana..... | 493,485 | 197,827 | 40.1 | 399,368 | 191,337 | 47.9 | 327,066 | 163,345 | 50.1 |
| Texas..... | 1,034,014 | 157,217 | 15.2 | 733,972 | 157,021 | 21.4 | 495,268 | 155,385 | 31.4 |
| Indian Territory..... | 125,006 | 24,343 | 19.5 | | | | | | |
| Oklahoma..... | 129,145 | 7,844 | 6.1 | 18,890 | 1,114 | 5.9 | | | |
| Arkansas..... | 449,731 | 99,172 | 22.1 | 374,886 | 111,966 | 29.9 | 253,691 | 103,412 | 40.8 |
| Western division..... | 1,371,524 | 93,640 | 6.8 | 936,534 | 81,294 | 8.7 | 500,864 | 67,921 | 13.6 |
| Montana..... | 67,372 | 4,790 | 7.1 | 32,215 | 1,554 | 4.8 | 7,431 | 582 | 7.8 |
| Wyoming..... | 24,331 | 1,012 | 4.2 | 15,080 | 560 | 3.7 | 4,529 | 220 | 4.9 |
| Colorado..... | 187,759 | 9,005 | 4.8 | 125,177 | 7,372 | 5.9 | 47,324 | 5,129 | 10.8 |
| New Mexico..... | 64,463 | 27,206 | 42.2 | 50,656 | 29,101 | 57.4 | 39,700 | 31,053 | 78.2 |
| Arizona..... | 37,120 | 12,903 | 34.8 | 16,340 | 4,758 | 29.1 | 8,655 | 2,331 | 26.9 |
| Utah..... | 95,770 | 3,330 | 3.5 | 67,480 | 4,454 | 6.6 | 46,614 | 4,670 | 10.0 |
| Nevada..... | 13,137 | 1,997 | 15.2 | 12,355 | 1,770 | 13.8 | 14,455 | 1,309 | 9.1 |
| Idaho..... | 47,837 | 2,245 | 4.7 | 22,445 | 889 | 4.0 | 7,095 | 386 | 5.4 |
| Washington..... | 160,155 | 5,330 | 3.4 | 95,674 | 4,139 | 4.3 | 19,635 | 1,529 | 7.8 |
| Oregon..... | 133,762 | 3,257 | 2.3 | 97,968 | 3,469 | 3.5 | 49,534 | 2,269 | 4.6 |
| California..... | 534,313 | 22,515 | 4.2 | 400,644 | 23,223 | 5.8 | 255,892 | 18,443 | 7.2 |
| Alaska..... | 14,013 | 10,137 | 72.7 | | | | | | |
| Hawaii..... | 34,334 | 12,762 | 36.6 | | | | | | |

¹ Includes in 1900 persons in the military and naval service of the United States (including civilian employees, etc.) stationed abroad, not credited to any state or territory.

² For the mainland of the United States, 11.2 per cent.

³ Dakota territory.

ILLITERACY.

TABLE LVII.—*Illiterate native white population 10 years of age and over, by states and territories arranged geographically: 1880 to 1900.*

| STATES AND TERRITORIES. | NATIVE WHITE POPULATION 10 YEARS OF AGE AND OVER. | | | | | | | | |
|--------------------------------------|---|--------------|-----------|------------|--------------|-----------|------------|--------------|-----------|
| | 1900 | | | 1890 | | | 1880 | | |
| | Total. | Illiterates. | | Total. | Illiterates. | | Total. | Illiterates. | |
| | | Number. | Per cent. | | Number. | Per cent. | | Number. | Per cent. |
| The United States ¹ | 41,363,565 | 1,916,434 | 4.6 | 33,144,187 | 2,065,003 | 6.2 | 25,785,789 | 2,255,460 | 8.7 |
| North Atlantic division..... | 11,729,586 | 192,052 | 1.6 | 9,937,918 | 229,897 | 2.3 | 8,351,065 | 234,576 | 2.8 |
| Maine..... | 474,821 | 11,394 | 2.4 | 466,835 | 11,443 | 2.5 | 463,158 | 8,775 | 1.9 |
| New Hampshire..... | 253,636 | 3,840 | 1.5 | 247,824 | 3,679 | 1.5 | 242,811 | 2,710 | 1.1 |
| Vermont..... | 235,117 | 6,934 | 2.9 | 228,689 | 7,211 | 3.2 | 224,361 | 5,354 | 2.4 |
| Massachusetts..... | 1,420,219 | 10,739 | 0.8 | 1,193,469 | 9,727 | 0.8 | 990,160 | 6,993 | 0.7 |
| Rhode Island..... | 207,953 | 3,714 | 1.8 | 175,065 | 4,087 | 2.3 | 144,596 | 4,261 | 2.9 |
| Connecticut..... | 485,367 | 3,678 | 0.8 | 422,986 | 4,300 | 1.0 | 361,733 | 3,728 | 1.0 |
| New York..... | 3,861,371 | 47,350 | 1.2 | 3,248,761 | 57,362 | 1.8 | 2,742,847 | 59,516 | 2.2 |
| New Jersey..... | 1,000,700 | 17,031 | 1.7 | 788,401 | 21,351 | 2.7 | 618,941 | 20,093 | 3.2 |
| Pennsylvania..... | 3,790,352 | 87,372 | 2.3 | 3,165,888 | 110,737 | 3.5 | 2,562,458 | 123,206 | 4.8 |
| South Atlantic division..... | 4,748,622 | 541,530 | 11.4 | 3,912,815 | 571,899 | 14.6 | 3,144,714 | 630,062 | 20.0 |
| Delaware..... | 108,389 | 6,072 | 5.6 | 97,732 | 6,068 | 6.2 | 82,318 | 6,630 | 8.1 |
| Maryland..... | 649,197 | 26,432 | 4.1 | 546,290 | 32,105 | 5.9 | 462,697 | 36,027 | 7.8 |
| District of Columbia..... | 140,114 | 1,138 | 0.8 | 109,262 | 1,803 | 1.7 | 75,025 | 1,950 | 2.6 |
| Virginia..... | 866,295 | 96,117 | 11.1 | 733,476 | 103,265 | 14.0 | 616,314 | 113,915 | 18.5 |
| West Virginia..... | 645,250 | 64,281 | 10.0 | 506,434 | 65,420 | 12.9 | 392,242 | 72,826 | 18.6 |
| North Carolina..... | 900,664 | 175,645 | 19.5 | 751,302 | 173,545 | 23.1 | 605,244 | 191,913 | 31.7 |
| South Carolina..... | 399,540 | 54,375 | 13.6 | 326,125 | 59,063 | 18.1 | 265,356 | 59,415 | 22.4 |
| Georgia..... | 841,200 | 100,431 | 11.9 | 689,969 | 113,945 | 16.5 | 553,769 | 123,362 | 23.2 |
| Florida..... | 197,973 | 17,039 | 8.6 | 147,225 | 16,685 | 11.3 | 91,749 | 19,024 | 20.7 |
| North Central division..... | 15,736,473 | 363,672 | 2.3 | 12,652,374 | 436,323 | 3.4 | 9,646,617 | 482,103 | 5.0 |
| Ohio..... | 2,753,133 | 67,155 | 2.4 | 2,343,936 | 82,673 | 3.5 | 1,952,858 | 83,183 | 4.3 |
| Indiana..... | 1,780,458 | 63,800 | 3.6 | 1,495,302 | 78,633 | 5.3 | 1,297,159 | 87,786 | 6.8 |
| Illinois..... | 2,703,296 | 58,037 | 2.1 | 2,051,323 | 64,380 | 3.1 | 1,666,214 | 88,519 | 5.3 |
| Michigan..... | 1,348,352 | 22,277 | 1.7 | 1,086,481 | 27,016 | 2.5 | 854,925 | 19,981 | 2.3 |
| Wisconsin..... | 1,042,940 | 13,989 | 1.3 | 752,678 | 15,613 | 2.1 | 566,745 | 11,494 | 2.0 |
| Minnesota..... | 795,959 | 6,333 | 0.8 | 503,615 | 7,112 | 1.4 | 300,747 | 5,671 | 1.9 |
| Iowa..... | 1,397,531 | 16,522 | 1.2 | 1,113,475 | 20,649 | 1.8 | 918,723 | 23,660 | 2.6 |
| Missouri..... | 2,027,613 | 96,405 | 4.8 | 1,651,622 | 112,938 | 6.8 | 1,244,738 | 137,949 | 11.1 |
| North Dakota..... | 115,544 | 1,063 | 0.9 | 52,933 | 929 | 1.8 | 251,229 | 2,933 | 21.8 |
| South Dakota..... | 192,240 | 1,204 | 0.6 | 148,819 | 1,811 | 1.2 | 224,899 | 5,102 | 2.3 |
| Nebraska..... | 616,473 | 4,717 | 0.8 | 568,041 | 7,412 | 1.3 | 563,380 | 17,825 | 3.1 |
| Kansas..... | 957,379 | 12,165 | 1.3 | 874,149 | 17,157 | 2.0 | 836,489 | 17,825 | 3.1 |
| South Central division..... | 6,723,766 | 754,967 | 11.2 | 5,039,641 | 754,935 | 15.0 | 3,806,063 | 836,489 | 22.0 |
| Kentucky..... | 1,319,982 | 169,324 | 12.8 | 1,104,044 | 178,159 | 16.1 | 914,311 | 203,796 | 22.3 |
| Tennessee..... | 1,108,629 | 157,396 | 14.2 | 947,445 | 170,318 | 18.0 | 774,411 | 214,994 | 27.8 |
| Alabama..... | 700,323 | 103,570 | 14.8 | 576,154 | 106,235 | 18.4 | 443,327 | 111,040 | 25.0 |
| Mississippi..... | 450,952 | 36,038 | 8.0 | 377,466 | 44,987 | 11.9 | 319,385 | 52,910 | 16.6 |
| Louisiana..... | 474,621 | 82,227 | 17.3 | 354,293 | 72,013 | 20.3 | 268,600 | 53,261 | 19.8 |
| Texas..... | 1,554,994 | 95,006 | 6.1 | 1,084,587 | 89,829 | 8.3 | 701,969 | 97,498 | 13.9 |
| Indian Territory..... | 203,263 | 29,091 | 14.0 | | | | | | |
| Oklahoma..... | 249,064 | 6,279 | 2.5 | 39,779 | 1,342 | 3.4 | | | |
| Arkansas..... | 656,433 | 76,036 | 11.6 | 555,873 | 92,052 | 16.6 | 384,060 | 97,990 | 25.5 |
| Western division..... | 2,293,265 | 61,390 | 2.7 | 1,601,439 | 71,944 | 4.5 | 837,330 | 72,230 | 8.6 |
| Montana..... | 116,475 | 752 | 0.6 | 64,089 | 1,020 | 1.6 | 19,628 | 272 | 1.4 |
| Wyoming..... | 52,516 | 348 | 0.7 | 32,546 | 427 | 1.3 | 10,458 | 177 | 1.7 |
| Colorado..... | 327,143 | 8,692 | 2.7 | 241,084 | 9,235 | 3.8 | 117,132 | 3,373 | 7.1 |
| New Mexico..... | 117,338 | 34,525 | 29.4 | 93,625 | 40,065 | 42.8 | 72,219 | 46,329 | 64.2 |
| Arizona..... | 50,122 | 3,096 | 6.2 | 26,139 | 2,056 | 7.9 | 15,200 | 1,225 | 8.1 |
| Utah..... | 141,036 | 1,103 | 0.8 | 94,925 | 2,219 | 2.3 | 53,944 | 3,183 | 5.9 |
| Nevada..... | 20,621 | 133 | 0.6 | 20,456 | 173 | 0.8 | 22,660 | 240 | 1.1 |
| Idaho..... | 92,003 | 862 | 0.9 | 45,339 | 867 | 1.9 | 15,011 | 443 | 8.0 |
| Washington..... | 289,007 | 1,374 | 0.5 | 184,860 | 2,467 | 1.3 | 37,278 | 895 | 2.4 |
| Oregon..... | 253,056 | 2,130 | 0.8 | 186,599 | 3,302 | 1.8 | 99,028 | 3,433 | 3.5 |
| California..... | 833,643 | 8,320 | 1.0 | 611,777 | 10,113 | 1.7 | 374,772 | 7,660 | 2.0 |
| Alaska..... | 20,624 | 193 | 0.9 | | | | | | |
| Hawaii..... | 36,953 | 2,197 | 5.9 | | | | | | |

¹ Includes in 1900 persons in the military and naval service of the United States (including civilian employees, etc.) stationed abroad, not credited to any state or territory.

² Dakota territory.

STATISTICS OF POPULATION.

TABLE LVIII.—*Illiterate foreign white population 10 years of age and over, by states and territories arranged geographically: 1880 to 1900.*

| STATES AND TERRITORIES. | FOREIGN WHITE POPULATION 10 YEARS OF AGE AND OVER. | | | | | | | | |
|--------------------------------------|--|--------------|-----------|-----------|--------------|-----------|-----------|--------------|-----------|
| | 1900 | | | 1890 | | | 1880 | | |
| | Total. | Illiterates. | | Total. | Illiterates. | | Total. | Illiterates. | |
| | | Number. | Per cent. | | Number. | Per cent. | | Number. | Per cent. |
| The United States ¹ | 10,050,101 | 1,293,171 | 12.9 | 8,786,887 | 1,147,571 | 13.1 | 6,374,611 | 763,620 | 12.0 |
| North Atlantic division..... | 4,620,656 | 734,424 | 15.9 | 3,720,601 | 580,194 | 15.6 | 2,735,039 | 420,241 | 15.4 |
| Maine..... | 88,796 | 17,195 | 19.4 | 73,322 | 17,665 | 24.1 | 54,853 | 12,933 | 23.7 |
| New Hampshire..... | 83,542 | 17,126 | 20.5 | 67,089 | 17,661 | 26.3 | 42,783 | 11,493 | 26.9 |
| Vermont..... | 43,105 | 9,205 | 21.4 | 41,696 | 10,775 | 25.8 | 33,894 | 10,327 | 26.6 |
| Massachusetts..... | 816,808 | 119,562 | 14.6 | 626,543 | 101,715 | 16.2 | 426,607 | 83,725 | 19.6 |
| Rhode Island..... | 128,901 | 24,157 | 18.7 | 100,564 | 22,268 | 22.1 | 70,562 | 19,283 | 27.3 |
| Connecticut..... | 231,817 | 37,723 | 16.3 | 176,360 | 26,236 | 14.9 | 126,047 | 23,035 | 18.3 |
| New York..... | 1,844,333 | 253,423 | 14.0 | 1,511,521 | 193,136 | 13.1 | 1,184,756 | 143,659 | 12.5 |
| New Jersey..... | 420,765 | 59,307 | 14.1 | 315,385 | 41,312 | 13.3 | 216,444 | 23,956 | 11.1 |
| Pennsylvania..... | 962,589 | 191,706 | 19.9 | 808,121 | 143,926 | 17.8 | 574,103 | 86,775 | 15.1 |
| South Atlantic division..... | 205,209 | 26,437 | 12.9 | 196,454 | 24,053 | 12.2 | 163,206 | 17,023 | 10.1 |
| Delaware..... | 13,524 | 2,476 | 18.3 | 12,627 | 2,118 | 16.8 | 9,293 | 1,716 | 18.5 |
| Maryland..... | 91,609 | 12,262 | 13.4 | 91,209 | 12,548 | 13.8 | 81,389 | 8,289 | 10.2 |
| District of Columbia..... | 19,309 | 1,342 | 7.0 | 18,264 | 1,692 | 9.3 | 16,847 | 2,033 | 12.1 |
| Virginia..... | 18,742 | 2,043 | 10.9 | 17,776 | 1,793 | 10.1 | 14,270 | 777 | 5.4 |
| West Virginia..... | 22,025 | 4,730 | 21.5 | 18,367 | 2,768 | 15.1 | 17,899 | 2,411 | 13.5 |
| North Carolina..... | 4,314 | 262 | 6.1 | 3,555 | 177 | 5.0 | 3,562 | 119 | 3.3 |
| South Carolina..... | 5,320 | 344 | 6.5 | 6,049 | 330 | 6.3 | 7,350 | 362 | 4.9 |
| Georgia..... | 11,829 | 833 | 7.0 | 11,616 | 746 | 6.4 | 10,208 | 572 | 5.6 |
| Florida..... | 18,537 | 2,145 | 11.6 | 16,991 | 1,831 | 10.8 | 7,388 | 739 | 10.0 |
| North Central division..... | 4,095,121 | 383,976 | 9.4 | 3,908,466 | 413,515 | 10.6 | 2,319,948 | 249,701 | 8.9 |
| Ohio..... | 452,120 | 50,155 | 11.1 | 445,543 | 49,371 | 11.1 | 336,670 | 32,308 | 8.4 |
| Indiana..... | 140,402 | 16,059 | 11.4 | 143,032 | 15,696 | 11.0 | 141,796 | 12,612 | 8.9 |
| Illinois..... | 951,701 | 86,663 | 9.1 | 810,348 | 75,339 | 9.4 | 568,264 | 43,907 | 7.7 |
| Michigan..... | 529,731 | 54,399 | 10.3 | 515,993 | 64,060 | 12.4 | 364,981 | 38,951 | 10.7 |
| Wisconsin..... | 509,640 | 56,396 | 11.1 | 500,916 | 67,371 | 13.4 | 394,688 | 42,739 | 10.8 |
| Minnesota..... | 498,866 | 42,142 | 8.4 | 449,047 | 49,854 | 11.1 | 256,436 | 27,335 | 10.9 |
| Iowa..... | 303,226 | 21,431 | 7.1 | 314,374 | 29,179 | 9.3 | 255,340 | 20,677 | 8.1 |
| Missouri..... | 214,091 | 19,944 | 9.3 | 229,856 | 20,868 | 9.1 | 208,500 | 14,561 | 7.0 |
| North Dakota..... | 108,167 | 8,432 | 7.8 | 76,065 | 6,599 | 8.7 | 247,119 | 23,224 | 26.8 |
| South Dakota..... | 86,770 | 5,835 | 6.7 | 86,160 | 7,753 | 9.0 | 23,224 | 2,624 | 26.8 |
| Nebraska..... | 175,262 | 11,911 | 6.8 | 194,103 | 14,163 | 7.3 | 91,413 | 5,324 | 6.4 |
| Kansas..... | 125,145 | 10,604 | 8.5 | 143,029 | 12,562 | 8.8 | 104,741 | 7,063 | 6.7 |
| South Central division..... | 342,942 | 78,339 | 22.8 | 307,458 | 62,096 | 20.2 | 262,727 | 40,855 | 15.6 |
| Kentucky..... | 49,860 | 5,444 | 10.9 | 58,298 | 5,692 | 9.8 | 58,964 | 5,701 | 9.7 |
| Tennessee..... | 17,339 | 1,690 | 9.7 | 19,336 | 1,851 | 9.5 | 16,333 | 1,233 | 7.5 |
| Alabama..... | 14,060 | 1,313 | 9.3 | 13,961 | 1,100 | 7.9 | 9,395 | 727 | 7.7 |
| Mississippi..... | 7,515 | 806 | 10.7 | 7,633 | 768 | 10.1 | 8,911 | 533 | 6.0 |
| Louisiana..... | 50,132 | 14,324 | 28.6 | 47,748 | 3,926 | 13.7 | 52,317 | 5,690 | 10.9 |
| Texas..... | 170,036 | 51,481 | 30.3 | 144,014 | 42,560 | 29.6 | 106,962 | 26,414 | 24.7 |
| Indian Territory..... | 4,689 | 899 | 19.0 | | | | | | |
| Oklahoma..... | 15,340 | 1,268 | 8.3 | 2,632 | 161 | 6.1 | | | |
| Arkansas..... | 13,971 | 1,124 | 8.0 | 13,786 | 1,038 | 7.5 | 9,345 | 552 | 5.6 |
| Western division..... | 750,323 | 63,959 | 8.5 | 653,908 | 67,713 | 10.4 | 338,691 | 35,800 | 9.2 |
| Montana..... | 61,306 | 4,264 | 7.0 | 39,175 | 3,212 | 8.2 | 9,358 | 359 | 3.8 |
| Wyoming..... | 16,374 | 1,349 | 8.2 | 13,890 | 981 | 7.1 | 4,782 | 197 | 4.1 |
| Colorado..... | 89,158 | 7,264 | 8.1 | 79,975 | 6,239 | 7.8 | 33,324 | 1,533 | 4.0 |
| New Mexico..... | 12,620 | 4,397 | 34.8 | 10,473 | 3,200 | 30.5 | 7,543 | 3,263 | 43.3 |
| Arizona..... | 21,379 | 7,552 | 35.3 | 16,343 | 6,900 | 42.2 | 13,434 | 3,599 | 26.8 |
| Utah..... | 52,143 | 3,167 | 6.1 | 50,512 | 5,133 | 10.3 | 41,932 | 4,954 | 11.8 |
| Nevada..... | 8,544 | 641 | 7.5 | 11,833 | 1,133 | 10.0 | 19,935 | 1,675 | 8.4 |
| Idaho..... | 21,633 | 1,305 | 6.0 | 15,107 | 1,252 | 8.3 | 6,470 | 341 | 5.3 |
| Washington..... | 100,482 | 4,546 | 4.5 | 82,887 | 5,794 | 7.0 | 11,991 | 534 | 4.5 |
| Oregon..... | 53,309 | 2,207 | 4.1 | 46,326 | 3,644 | 7.9 | 20,454 | 910 | 4.4 |
| California..... | 313,370 | 27,267 | 8.7 | 287,382 | 30,120 | 10.5 | 214,463 | 18,430 | 8.6 |
| Alaska..... | 8,741 | 572 | 6.5 | | | | | | |
| Hawaii..... | 12,413 | 5,344 | 43.1 | | | | | | |

¹Includes in 1900 persons in the military and naval service of the United States (including civilian employees, etc.) stationed abroad, not credited to any state or territory.

²Dakota territory.

ILLITERACY.

CV

TABLE LIX.—Illiterate colored population 10 years of age and over, by states and territories arranged geographically: 1880 to 1900.

| STATES AND TERRITORIES. | COLORED POPULATION ¹ 10 YEARS OF AGE AND OVER. | | | | | | | | |
|--------------------------------------|---|--------------|-------------------|-----------|--------------|-------|-----------|--------------|-------|
| | 1900 | | | 1890 | | | 1880 | | |
| | Total. | Illiterates. | | Total. | Illiterates. | | Total. | Illiterates. | |
| | Number. | Per cent. | | Number. | Per cent. | | Number. | Per cent. | |
| The United States ² | 6,810,934 | 3,037,252 | ³ 44.6 | 5,482,485 | 3,112,128 | 56.8 | 4,601,207 | 3,220,878 | 70.0 |
| North Atlantic division..... | 341,969 | 50,060 | 14.6 | 229,858 | 49,898 | 21.7 | 183,936 | 44,552 | 24.2 |
| Maine..... | 1,823 | 471 | 25.8 | 1,505 | 479 | 31.8 | 1,658 | 412 | 24.8 |
| New Hampshire..... | 715 | 109 | 15.2 | 584 | 136 | 23.3 | 594 | 94 | 15.8 |
| Vermont..... | 721 | 108 | 15.0 | 788 | 168 | 21.3 | 807 | 156 | 19.3 |
| Massachusetts..... | 30,021 | 3,722 | 12.4 | 19,595 | 3,025 | 15.4 | 15,416 | 2,322 | 15.1 |
| Rhode Island..... | 7,970 | 1,133 | 14.2 | 6,330 | 1,170 | 18.5 | 5,303 | 1,249 | 23.6 |
| Connecticut..... | 13,270 | 1,572 | 11.8 | 10,484 | 1,658 | 15.8 | 9,523 | 1,661 | 17.4 |
| New York..... | 95,978 | 12,327 | 12.8 | 62,110 | 11,413 | 18.4 | 53,825 | 11,425 | 21.2 |
| New Jersey..... | 59,033 | 10,320 | 17.5 | 39,337 | 11,158 | 28.4 | 30,206 | 9,200 | 30.5 |
| Pennsylvania..... | 132,488 | 20,298 | 15.3 | 89,125 | 20,690 | 23.2 | 66,654 | 18,033 | 27.1 |
| South Atlantic division..... | 2,662,328 | 1,258,379 | 47.1 | 2,306,652 | 1,385,936 | 60.1 | 1,973,725 | 1,482,745 | 75.1 |
| Delaware..... | 23,587 | 8,983 | 38.1 | 21,608 | 10,692 | 49.5 | 19,245 | 11,068 | 57.5 |
| Maryland..... | 179,909 | 63,253 | 35.2 | 161,106 | 80,723 | 50.1 | 151,278 | 90,172 | 59.6 |
| District of Columbia..... | 72,414 | 17,548 | 24.2 | 61,041 | 21,389 | 35.0 | 45,035 | 21,790 | 48.4 |
| Virginia..... | 479,464 | 213,960 | 44.6 | 455,682 | 260,678 | 57.2 | 428,450 | 315,660 | 73.7 |
| West Virginia..... | 34,371 | 11,094 | 32.3 | 24,737 | 10,992 | 44.4 | 18,446 | 10,139 | 55.0 |
| North Carolina..... | 441,756 | 210,344 | 47.6 | 392,589 | 235,981 | 60.1 | 351,145 | 271,943 | 77.4 |
| South Carolina..... | 537,542 | 233,940 | 52.3 | 470,232 | 301,262 | 64.1 | 394,750 | 310,071 | 78.5 |
| Georgia..... | 724,305 | 379,156 | 52.3 | 600,623 | 404,015 | 67.3 | 479,863 | 391,482 | 81.6 |
| Florida..... | 168,980 | 65,101 | 38.5 | 119,034 | 60,204 | 50.6 | 85,513 | 60,420 | 70.7 |
| North Central division..... | 450,272 | 110,674 | 24.6 | 348,773 | 114,425 | 32.8 | 294,276 | 121,216 | 41.2 |
| Ohio..... | 79,663 | 14,231 | 17.9 | 69,180 | 17,599 | 25.4 | 59,839 | 16,356 | 27.3 |
| Indiana..... | 47,355 | 10,680 | 22.6 | 35,694 | 11,495 | 32.2 | 29,140 | 10,363 | 35.6 |
| Illinois..... | 72,743 | 13,253 | 18.2 | 46,000 | 12,415 | 27.0 | 34,837 | 12,971 | 37.2 |
| Michigan..... | 18,182 | 3,806 | 20.9 | 16,561 | 4,838 | 29.2 | 16,780 | 4,791 | 28.6 |
| Wisconsin..... | 8,576 | 3,394 | 39.6 | 4,796 | 1,761 | 36.7 | 4,279 | 1,325 | 31.0 |
| Minnesota..... | 10,832 | 4,466 | 41.2 | 4,688 | 1,091 | 23.3 | 2,794 | 1,040 | 37.2 |
| Iowa..... | 10,982 | 2,219 | 20.2 | 8,459 | 2,233 | 26.4 | 7,578 | 2,272 | 30.0 |
| Missouri..... | 130,161 | 36,495 | 28.0 | 114,160 | 47,562 | 41.7 | 104,393 | 56,244 | 53.9 |
| North Dakota..... | 5,450 | 3,224 | 59.2 | 454 | 215 | 47.4 | 41,501 | 4,664 | 44.2 |
| South Dakota..... | 15,294 | 7,793 | 51.0 | 1,229 | 410 | 33.4 | 1,959 | 602 | 30.7 |
| Nebraska..... | 8,020 | 1,369 | 17.1 | 9,515 | 2,446 | 25.7 | 31,176 | 14,588 | 46.8 |
| Kansas..... | 43,009 | 9,744 | 22.7 | 38,037 | 12,360 | 32.5 | 1,525,245 | 14,588 | 46.8 |
| South Central division..... | 3,057,507 | 1,485,273 | 48.6 | 2,462,388 | 1,501,840 | 61.2 | 2,007,453 | 1,525,245 | 76.0 |
| Kentucky..... | 219,343 | 88,186 | 40.1 | 197,689 | 110,530 | 55.9 | 190,223 | 133,895 | 70.4 |
| Tennessee..... | 354,980 | 147,844 | 41.6 | 309,800 | 167,971 | 54.2 | 271,386 | 194,495 | 71.7 |
| Alabama..... | 589,820 | 338,707 | 57.4 | 479,430 | 331,200 | 69.1 | 399,058 | 321,680 | 80.6 |
| Mississippi..... | 640,424 | 314,617 | 49.1 | 516,929 | 314,858 | 60.9 | 425,397 | 319,753 | 75.2 |
| Louisiana..... | 465,611 | 284,594 | 61.1 | 392,642 | 283,245 | 72.1 | 328,153 | 259,429 | 79.1 |
| Texas..... | 438,883 | 167,531 | 38.2 | 336,154 | 176,484 | 52.5 | 255,265 | 192,520 | 75.4 |
| Indian Territory..... | 61,372 | 22,072 | 36.0 | | | | | | |
| Oklahoma..... | 22,651 | 8,227 | 36.3 | 2,290 | 897 | 39.2 | | | |
| Arkansas..... | 263,923 | 113,495 | 43.0 | 217,454 | 116,655 | 53.6 | 137,971 | 103,473 | 75.0 |
| Western division..... | 186,830 | 79,937 | 42.8 | 144,814 | 60,029 | 41.5 | 141,767 | 47,120 | 33.2 |
| Montana..... | 13,815 | 6,659 | 48.2 | 4,547 | 1,652 | 36.3 | 3,003 | 1,076 | 35.8 |
| Wyoming..... | 2,372 | 1,131 | 47.7 | 1,319 | 222 | 16.8 | 1,239 | 182 | 14.7 |
| Colorado..... | 9,123 | 1,823 | 20.0 | 6,837 | 1,706 | 25.0 | 2,764 | 568 | 20.5 |
| New Mexico..... | 11,824 | 8,049 | 67.9 | 8,438 | 6,305 | 74.7 | 8,199 | 7,559 | 92.2 |
| Arizona..... | 22,616 | 16,659 | 73.6 | 3,594 | 1,829 | 50.9 | 4,288 | 1,018 | 23.8 |
| Utah..... | 3,585 | 1,866 | 52.1 | 1,790 | 825 | 46.1 | 1,318 | 689 | 52.3 |
| Nevada..... | 5,794 | 3,371 | 58.2 | 5,936 | 3,541 | 59.7 | 8,071 | 2,154 | 26.7 |
| Idaho..... | 6,191 | 3,338 | 53.9 | 2,275 | 1,106 | 48.6 | 3,524 | 994 | 28.2 |
| Washington..... | 18,948 | 6,820 | 36.0 | 7,892 | 3,517 | 44.6 | 6,451 | 2,460 | 38.1 |
| Oregon..... | 17,434 | 6,299 | 36.1 | 11,449 | 3,157 | 27.6 | 11,083 | 3,080 | 27.8 |
| California..... | 75,098 | 23,372 | 31.1 | 90,737 | 35,669 | 39.3 | 91,827 | 27,340 | 29.8 |
| Alaska..... | 26,616 | 22,546 | 84.7 | | | | | | |
| Hawaii..... | 73,402 | 34,799 | 47.4 | | | | | | |

¹ Persons of negro descent, Chinese, Japanese, and Indians.

² Includes in 1900 persons in the military and naval service of the United States (including civilian employees, etc.) stationed abroad, not credited to any state or territory.

³ For the mainland of the United States, 44.5 per cent.

⁴ Dakota territory.

STATISTICS OF POPULATION.

TABLE LX.—Illiterate native white population of native and foreign parentage, respectively, 10 years of age and over, by states and territories arranged geographically: 1890 and 1900.

| STATES AND TERRITORIES. | NATIVE WHITE POPULATION OF NATIVE PARENTAGE 10 YEARS OF AGE AND OVER. | | | | | | NATIVE WHITE POPULATION OF FOREIGN PARENTAGE 10 YEARS OF AGE AND OVER. | | | | | |
|--------------------------------------|--|--------------|-----------|------------|--------------|-----------|---|--------------|-----------|-----------|--------------|-----------|
| | 1900 | | | 1890 | | | 1900 | | | 1890 | | |
| | Total. | Illiterates. | | Total. | Illiterates. | | Total. | Illiterates. | | Total. | Illiterates. | |
| | | Number. | Per cent. | | Number. | Per cent. | | Number. | Per cent. | | Number. | Per cent. |
| The United States ¹ | 30,404,762 | 1,737,050 | 5.7 | 25,375,766 | 1,890,723 | 7.5 | 10,958,803 | 179,384 | 1.6 | 7,768,421 | 174,280 | 2.2 |
| North Atlantic division..... | 7,699,688 | 133,345 | 1.7 | 6,931,401 | 167,686 | 2.4 | 4,029,853 | 58,707 | 1.5 | 3,006,517 | 62,211 | 2.1 |
| Maine..... | 407,149 | 6,880 | 1.7 | 418,125 | 7,438 | 1.8 | 67,672 | 4,514 | 6.7 | 48,710 | 4,005 | 8.2 |
| New Hampshire..... | 205,878 | 2,085 | 1.0 | 217,387 | 2,332 | 1.1 | 47,758 | 1,755 | 3.7 | 30,437 | 1,347 | 4.4 |
| Vermont..... | 180,985 | 3,231 | 1.8 | 183,797 | 3,395 | 1.8 | 54,132 | 3,703 | 6.8 | 44,892 | 3,816 | 8.5 |
| Massachusetts..... | 847,311 | 3,912 | 0.5 | 794,956 | 4,228 | 0.5 | 572,908 | 6,827 | 1.2 | 398,513 | 5,499 | 1.4 |
| Rhode Island..... | 118,122 | 1,196 | 1.0 | 113,064 | 1,646 | 1.5 | 39,831 | 2,518 | 2.8 | 62,001 | 2,441 | 3.9 |
| Connecticut..... | 301,749 | 1,958 | 0.6 | 293,788 | 2,553 | 0.9 | 183,618 | 1,720 | 0.9 | 129,198 | 1,747 | 1.4 |
| New York..... | 2,193,209 | 29,188 | 1.3 | 1,954,254 | 36,739 | 1.9 | 1,668,162 | 18,162 | 1.1 | 1,294,507 | 20,623 | 1.6 |
| New Jersey..... | 633,320 | 13,511 | 2.1 | 538,201 | 17,309 | 3.2 | 367,380 | 3,520 | 1.0 | 250,200 | 4,042 | 1.6 |
| Pennsylvania..... | 2,811,960 | 71,384 | 2.5 | 2,417,829 | 92,046 | 3.8 | 978,392 | 15,988 | 1.6 | 748,059 | 18,691 | 2.5 |
| South Atlantic division..... | 4,447,906 | 535,163 | 12.0 | 3,665,353 | 564,502 | 15.4 | 300,716 | 6,387 | 2.1 | 247,462 | 7,397 | 3.0 |
| Delaware..... | 92,176 | 5,840 | 6.3 | 84,514 | 5,889 | 6.9 | 16,213 | 232 | 1.4 | 13,218 | 229 | 1.7 |
| Maryland..... | 511,761 | 23,837 | 4.7 | 427,143 | 28,907 | 6.8 | 137,436 | 2,595 | 1.9 | 119,147 | 3,198 | 2.7 |
| District of Columbia..... | 108,637 | 975 | 0.9 | 85,940 | 1,596 | 1.9 | 31,477 | 163 | 0.5 | 23,322 | 207 | 0.9 |
| Virginia..... | 841,407 | 95,583 | 11.4 | 718,651 | 102,669 | 14.3 | 24,888 | 584 | 2.1 | 19,825 | 596 | 3.0 |
| West Virginia..... | 605,401 | 63,008 | 10.4 | 474,080 | 64,017 | 13.5 | 39,849 | 1,273 | 3.2 | 32,354 | 1,408 | 4.3 |
| North Carolina..... | 894,381 | 175,325 | 19.6 | 745,767 | 173,129 | 23.2 | 6,283 | 320 | 5.1 | 5,585 | 416 | 7.5 |
| South Carolina..... | 390,112 | 54,177 | 13.9 | 317,626 | 58,782 | 18.5 | 9,428 | 198 | 2.1 | 8,499 | 281 | 3.3 |
| Georgia..... | 821,712 | 99,948 | 12.2 | 674,788 | 113,384 | 16.8 | 19,488 | 483 | 2.5 | 15,181 | 561 | 3.7 |
| Florida..... | 182,319 | 16,470 | 9.0 | 136,844 | 16,179 | 11.8 | 15,654 | 569 | 3.6 | 10,381 | 506 | 4.9 |
| North Central division..... | 10,436,150 | 295,415 | 2.8 | 8,973,201 | 366,492 | 4.1 | 5,300,323 | 68,257 | 1.3 | 3,679,173 | 69,836 | 1.9 |
| Ohio..... | 2,011,317 | 56,416 | 2.8 | 1,748,970 | 70,796 | 4.0 | 746,821 | 10,739 | 1.4 | 594,966 | 11,877 | 2.0 |
| Indiana..... | 1,473,716 | 57,137 | 3.9 | 1,260,796 | 71,848 | 5.7 | 301,742 | 6,663 | 2.2 | 234,506 | 6,790 | 2.9 |
| Illinois..... | 1,669,571 | 48,680 | 2.9 | 1,374,915 | 55,930 | 4.1 | 1,033,725 | 9,357 | 0.9 | 676,408 | 8,450 | 1.2 |
| Michigan..... | 786,389 | 12,154 | 1.5 | 708,000 | 16,627 | 2.3 | 561,963 | 10,123 | 1.8 | 378,481 | 10,389 | 2.7 |
| Wisconsin..... | 376,719 | 3,689 | 1.0 | 290,578 | 5,227 | 1.8 | 666,221 | 10,300 | 1.5 | 462,100 | 10,386 | 2.2 |
| Minnesota..... | 286,741 | 1,556 | 0.5 | 220,535 | 2,466 | 1.1 | 509,218 | 4,782 | 0.9 | 238,080 | 4,646 | 1.6 |
| Iowa..... | 913,331 | 12,494 | 1.4 | 777,959 | 16,388 | 2.1 | 479,250 | 4,028 | 0.8 | 340,516 | 4,261 | 1.3 |
| Missouri..... | 1,606,836 | 89,203 | 5.6 | 1,329,564 | 105,477 | 7.9 | 420,777 | 7,202 | 1.7 | 322,058 | 7,461 | 2.3 |
| North Dakota..... | 46,303 | 279 | 0.6 | 26,519 | 295 | 1.1 | 69,241 | 784 | 1.1 | 26,414 | 684 | 2.4 |
| South Dakota..... | 95,370 | 432 | 0.5 | 89,314 | 984 | 1.0 | 96,870 | 772 | 0.8 | 59,505 | 877 | 1.5 |
| Nebraska..... | 403,654 | 3,311 | 0.8 | 424,445 | 5,744 | 1.4 | 212,819 | 1,406 | 0.7 | 143,596 | 1,668 | 1.2 |
| Kansas..... | 756,208 | 10,064 | 1.3 | 721,606 | 14,760 | 2.0 | 201,676 | 2,101 | 1.0 | 152,543 | 2,397 | 1.6 |
| South Central division..... | 6,198,648 | 719,392 | 11.6 | 4,677,577 | 729,468 | 15.6 | 525,118 | 35,575 | 6.8 | 362,064 | 25,467 | 7.0 |
| Kentucky..... | 1,202,928 | 166,822 | 13.9 | 1,006,096 | 175,808 | 17.4 | 117,054 | 2,502 | 2.1 | 97,948 | 2,851 | 2.9 |
| Tennessee..... | 1,075,747 | 156,342 | 14.5 | 922,090 | 169,089 | 18.3 | 32,882 | 1,054 | 3.2 | 25,355 | 1,229 | 4.8 |
| Alabama..... | 677,922 | 102,779 | 15.2 | 559,412 | 105,394 | 18.8 | 22,901 | 791 | 3.5 | 16,742 | 841 | 5.0 |
| Mississippi..... | 435,034 | 35,432 | 8.1 | 364,410 | 44,284 | 12.2 | 15,918 | 606 | 3.8 | 13,056 | 703 | 5.4 |
| Louisiana..... | 386,995 | 78,899 | 20.4 | 276,738 | 68,663 | 24.8 | 87,626 | 3,323 | 3.8 | 77,555 | 3,350 | 4.3 |
| Texas..... | 1,365,616 | 70,006 | 5.1 | 973,030 | 74,637 | 7.7 | 189,378 | 25,000 | 13.2 | 111,557 | 15,192 | 13.6 |
| Indian Territory..... | 200,734 | 23,496 | 14.2 | | | | 7,529 | 595 | 7.9 | | | |
| Oklahoma..... | 222,034 | 5,788 | 2.6 | 36,555 | 1,251 | 3.4 | 27,030 | 491 | 1.8 | 3,224 | 91 | 2.3 |
| Arkansas..... | 631,638 | 74,328 | 11.8 | 539,246 | 90,842 | 16.8 | 24,300 | 1,203 | 4.9 | 16,627 | 1,210 | 7.3 |
| Western division..... | 1,527,874 | 51,449 | 3.4 | 1,128,234 | 62,575 | 5.5 | 770,391 | 9,941 | 1.3 | 473,205 | 9,369 | 2.0 |
| Montana..... | 70,688 | 406 | 0.6 | 43,846 | 705 | 1.6 | 45,787 | 346 | 0.8 | 20,243 | 315 | 1.6 |
| Wyoming..... | 35,822 | 257 | 0.7 | 23,159 | 275 | 1.2 | 16,994 | 91 | 0.5 | 9,387 | 152 | 1.6 |
| Colorado..... | 239,632 | 7,920 | 3.3 | 188,265 | 8,610 | 4.6 | 87,461 | 772 | 0.9 | 52,819 | 625 | 1.2 |
| New Mexico..... | 105,454 | 32,532 | 30.8 | 85,462 | 33,484 | 45.0 | 11,884 | 1,993 | 16.8 | 8,163 | 1,531 | 19.4 |
| Arizona..... | 33,364 | 1,266 | 3.8 | 18,078 | 940 | 5.2 | 16,758 | 1,830 | 10.9 | 8,061 | 1,116 | 13.8 |
| Utah..... | 60,595 | 648 | 1.1 | 42,858 | 1,150 | 2.7 | 80,441 | 460 | 0.6 | 52,087 | 1,069 | 2.1 |
| Nevada..... | 11,588 | 81 | 0.7 | 11,764 | 121 | 1.0 | 9,033 | 52 | 0.6 | 8,692 | 52 | 0.6 |
| Idaho..... | 62,168 | 633 | 1.0 | 31,820 | 631 | 2.0 | 29,840 | 229 | 0.8 | 13,519 | 236 | 1.7 |
| Washington..... | 205,260 | 978 | 0.5 | 141,475 | 1,832 | 1.3 | 83,747 | 396 | 0.5 | 43,385 | 585 | 1.3 |
| Oregon..... | 198,144 | 1,745 | 0.9 | 153,882 | 2,824 | 1.8 | 59,912 | 435 | 0.7 | 32,717 | 478 | 1.5 |
| California..... | 505,109 | 4,933 | 1.0 | 387,625 | 6,958 | 1.8 | 328,534 | 3,337 | 1.0 | 224,152 | 3,160 | 1.4 |
| Alaska..... | 16,916 | 141 | 0.8 | | | | 3,708 | 52 | 1.4 | | | |
| Hawaii..... | 29,066 | 1,768 | 6.1 | | | | 7,887 | 429 | 5.4 | | | |

¹Includes in 1900 persons in the military and naval service of the United States (including civilian employees, etc.) stationed abroad, not credited to any state or territory.

ILLITERACY.

TABLE LXI.—Illiterate native white male and female population of native parentage 10 years of age and over, by states and territories arranged geographically: 1890 and 1900.

| STATES AND TERRITORIES. | NATIVE WHITE MALE POPULATION OF NATIVE PARENTAGE 10 YEARS OF AGE AND OVER. | | | | | | NATIVE WHITE FEMALE POPULATION OF NATIVE PARENTAGE 10 YEARS OF AGE AND OVER. | | | | | |
|--------------------------------------|---|--------------|-----------|------------|--------------|-----------|---|--------------|-----------|------------|--------------|-----------|
| | 1900 | | | 1890 | | | 1900 | | | 1890 | | |
| | Total. | Illiterates. | | Total. | Illiterates. | | Total. | Illiterates. | | Total. | Illiterates. | |
| | | Number. | Per cent. | | Number. | Per cent. | | Number. | Per cent. | | Number. | Per cent. |
| The United States ¹ | 15,532,262 | 863,427 | 5.6 | 12,901,102 | 888,415 | 6.9 | 14,872,500 | 873,623 | 5.9 | 12,474,664 | 1,002,808 | 8.0 |
| North Atlantic division..... | 3,814,104 | 66,632 | 1.7 | 3,411,811 | 79,607 | 2.3 | 3,885,579 | 66,713 | 1.7 | 3,519,590 | 88,079 | 2.5 |
| Maine..... | 204,613 | 4,286 | 2.1 | 208,575 | 4,464 | 2.1 | 202,586 | 2,594 | 1.3 | 209,550 | 2,974 | 1.4 |
| New Hampshire..... | 102,309 | 1,825 | 1.3 | 107,428 | 1,437 | 1.3 | 103,569 | 760 | 0.7 | 109,959 | 895 | 0.8 |
| Vermont..... | 91,827 | 2,071 | 2.3 | 92,398 | 2,195 | 2.4 | 89,658 | 1,160 | 1.3 | 91,399 | 1,200 | 1.3 |
| Massachusetts..... | 411,854 | 2,206 | 0.5 | 385,564 | 2,273 | 0.6 | 435,457 | 1,706 | 0.4 | 409,392 | 1,955 | 0.5 |
| Rhode Island..... | 58,254 | 612 | 1.1 | 54,988 | 820 | 1.5 | 59,868 | 584 | 1.0 | 58,076 | 826 | 1.4 |
| Connecticut..... | 148,709 | 1,168 | 0.8 | 142,917 | 1,465 | 1.0 | 153,040 | 790 | 0.5 | 150,871 | 1,088 | 0.7 |
| New York..... | 1,086,403 | 17,131 | 1.6 | 960,307 | 20,652 | 2.2 | 1,106,306 | 12,057 | 1.1 | 993,947 | 16,087 | 1.6 |
| New Jersey..... | 312,580 | 7,488 | 2.4 | 263,968 | 9,076 | 3.4 | 320,740 | 6,023 | 1.9 | 274,233 | 8,233 | 3.0 |
| Pennsylvania..... | 1,398,055 | 30,345 | 2.2 | 1,195,666 | 37,225 | 3.1 | 1,413,905 | 41,039 | 2.9 | 1,222,163 | 54,821 | 4.5 |
| South Atlantic division..... | 2,229,834 | 262,013 | 11.8 | 1,815,149 | 259,315 | 14.3 | 2,218,072 | 273,150 | 12.3 | 1,850,204 | 305,187 | 16.5 |
| Delaware..... | 46,722 | 3,087 | 6.6 | 42,879 | 2,926 | 6.8 | 45,454 | 2,753 | 6.1 | 41,635 | 2,913 | 7.0 |
| Maryland..... | 253,450 | 12,450 | 4.9 | 209,374 | 14,511 | 6.9 | 253,311 | 11,337 | 4.4 | 217,769 | 14,396 | 6.6 |
| District of Columbia..... | 52,136 | 423 | 0.8 | 41,566 | 800 | 1.9 | 56,501 | 547 | 1.0 | 44,374 | 796 | 1.8 |
| Virginia..... | 420,758 | 50,236 | 12.0 | 355,748 | 50,429 | 14.2 | 420,649 | 45,297 | 10.8 | 362,903 | 52,240 | 14.4 |
| West Virginia..... | 313,274 | 30,649 | 9.8 | 240,803 | 29,218 | 12.1 | 292,127 | 32,359 | 11.1 | 233,277 | 34,799 | 14.9 |
| North Carolina..... | 443,592 | 82,165 | 18.5 | 364,600 | 75,402 | 20.7 | 450,789 | 93,160 | 20.7 | 331,167 | 97,727 | 29.5 |
| South Carolina..... | 195,080 | 26,613 | 13.6 | 156,078 | 27,312 | 17.5 | 195,032 | 27,564 | 14.1 | 161,548 | 31,470 | 19.5 |
| Georgia..... | 410,040 | 48,466 | 11.8 | 333,127 | 51,289 | 15.4 | 411,672 | 51,482 | 12.5 | 341,661 | 62,095 | 18.2 |
| Florida..... | 94,782 | 7,869 | 8.3 | 70,974 | 7,423 | 10.5 | 87,537 | 8,601 | 9.8 | 65,870 | 8,751 | 13.3 |
| North Central division..... | 5,363,311 | 151,933 | 2.8 | 4,621,196 | 179,435 | 3.9 | 5,072,339 | 143,482 | 2.8 | 4,352,005 | 187,057 | 4.3 |
| Ohio..... | 1,011,412 | 28,334 | 2.8 | 873,266 | 33,659 | 3.9 | 999,905 | 23,032 | 2.3 | 875,704 | 37,137 | 4.2 |
| Indiana..... | 752,222 | 27,730 | 3.7 | 639,550 | 33,829 | 5.3 | 726,494 | 29,407 | 4.0 | 621,246 | 38,019 | 6.1 |
| Illinois..... | 856,839 | 24,678 | 2.9 | 704,443 | 27,036 | 3.8 | 812,732 | 24,002 | 3.0 | 670,472 | 28,894 | 4.3 |
| Michigan..... | 401,185 | 7,276 | 1.8 | 363,583 | 9,497 | 2.6 | 385,204 | 4,878 | 1.3 | 344,417 | 7,130 | 2.1 |
| Wisconsin..... | 192,683 | 2,156 | 1.1 | 149,717 | 2,905 | 1.9 | 184,031 | 1,533 | 0.8 | 140,861 | 2,322 | 1.6 |
| Minnesota..... | 154,394 | 934 | 0.6 | 119,012 | 1,523 | 1.3 | 132,347 | 622 | 0.5 | 101,523 | 943 | 0.9 |
| Iowa..... | 474,557 | 6,769 | 1.4 | 401,934 | 3,313 | 2.1 | 443,774 | 5,725 | 1.3 | 376,025 | 8,075 | 2.1 |
| Missouri..... | 828,332 | 46,276 | 5.6 | 689,521 | 51,343 | 7.4 | 778,504 | 42,927 | 5.5 | 640,043 | 54,134 | 8.5 |
| North Dakota..... | 27,461 | 179 | 0.7 | 15,362 | 155 | 1.0 | 18,842 | 100 | 0.5 | 11,157 | 140 | 1.3 |
| South Dakota..... | 52,644 | 265 | 0.5 | 50,006 | 549 | 1.1 | 42,726 | 167 | 0.4 | 39,308 | 385 | 1.0 |
| Nebraska..... | 215,788 | 1,854 | 0.9 | 233,550 | 3,166 | 1.4 | 187,866 | 1,457 | 0.8 | 190,895 | 2,578 | 1.4 |
| Kansas..... | 395,739 | 5,432 | 1.4 | 381,252 | 7,460 | 2.0 | 360,414 | 4,632 | 1.3 | 340,354 | 7,300 | 2.1 |
| South Central division..... | 3,193,073 | 359,891 | 11.3 | 2,394,049 | 342,305 | 14.3 | 3,005,575 | 359,501 | 12.0 | 2,283,523 | 387,163 | 17.0 |
| Kentucky..... | 614,255 | 83,897 | 13.7 | 511,443 | 83,470 | 16.3 | 583,673 | 82,925 | 14.1 | 494,653 | 91,838 | 18.6 |
| Tennessee..... | 544,316 | 75,910 | 13.9 | 463,430 | 75,116 | 16.2 | 531,431 | 80,432 | 15.1 | 458,660 | 93,973 | 20.5 |
| Alabama..... | 341,127 | 49,693 | 14.6 | 277,728 | 48,519 | 17.5 | 336,795 | 53,036 | 15.8 | 281,684 | 56,375 | 20.2 |
| Mississippi..... | 220,323 | 13,230 | 6.0 | 182,503 | 21,297 | 11.7 | 214,711 | 17,202 | 8.0 | 181,907 | 22,987 | 12.6 |
| Louisiana..... | 196,767 | 39,211 | 19.9 | 138,313 | 33,058 | 23.9 | 190,223 | 39,688 | 20.9 | 138,425 | 35,605 | 25.7 |
| Texas..... | 713,937 | 37,500 | 5.2 | 513,596 | 38,597 | 7.4 | 649,679 | 32,506 | 5.0 | 454,434 | 36,040 | 7.9 |
| Indian Territory..... | 110,252 | 15,971 | 14.5 | | | | 90,432 | 12,525 | 13.8 | | | |
| Oklahoma..... | 122,199 | 3,285 | 2.7 | 20,913 | 697 | 3.3 | 99,835 | 2,503 | 2.5 | 15,637 | 554 | 3.5 |
| Arkansas..... | 327,897 | 36,194 | 11.0 | 281,118 | 41,551 | 14.8 | 303,741 | 38,634 | 12.7 | 258,128 | 49,291 | 19.1 |
| Western division..... | 852,533 | 21,706 | 2.5 | 658,897 | 27,733 | 4.2 | 675,341 | 29,743 | 4.4 | 469,337 | 34,822 | 7.4 |
| Montana..... | 44,533 | 264 | 0.6 | 29,416 | 481 | 1.6 | 26,150 | 142 | 0.5 | 14,430 | 224 | 1.6 |
| Wyoming..... | 23,491 | 191 | 0.8 | 15,866 | 132 | 1.1 | 12,331 | 66 | 0.5 | 7,293 | 93 | 1.3 |
| Colorado..... | 131,948 | 3,462 | 2.6 | 114,571 | 4,228 | 3.7 | 107,734 | 4,458 | 4.1 | 73,694 | 4,332 | 5.9 |
| New Mexico..... | 56,099 | 12,305 | 21.9 | 45,404 | 14,945 | 32.9 | 49,355 | 20,227 | 41.0 | 40,058 | 23,539 | 58.8 |
| Arizona..... | 20,790 | 690 | 3.3 | 11,799 | 492 | 4.2 | 12,574 | 576 | 4.6 | 6,279 | 448 | 7.1 |
| Utah..... | 31,387 | 327 | 1.0 | 24,464 | 578 | 2.4 | 29,208 | 321 | 1.1 | 18,394 | 572 | 3.1 |
| Nevada..... | 7,086 | 56 | 0.8 | 7,595 | 87 | 1.1 | 4,502 | 25 | 0.6 | 4,169 | 34 | 0.8 |
| Idaho..... | 36,323 | 349 | 1.0 | 19,627 | 379 | 1.9 | 25,845 | 284 | 1.1 | 12,193 | 252 | 2.1 |
| Washington..... | 121,220 | 517 | 0.4 | 88,029 | 1,059 | 1.2 | 84,040 | 461 | 0.5 | 58,446 | 823 | 1.5 |
| Oregon..... | 109,360 | 976 | 0.9 | 87,113 | 1,553 | 1.8 | 88,784 | 769 | 0.9 | 66,769 | 1,271 | 1.9 |
| California..... | 270,291 | 2,569 | 1.0 | 215,013 | 3,769 | 1.8 | 234,818 | 2,414 | 1.0 | 172,612 | 3,134 | 1.8 |
| Alaska..... | 15,526 | 84 | 0.5 | | | | 1,390 | 57 | 4.1 | | | |
| Hawaii..... | 15,637 | 792 | 5.0 | | | | 13,379 | 976 | 7.3 | | | |

¹Includes in 1900 persons in the military and naval service of the United States (including civilian employees, etc.) stationed abroad, not credited to any state or territory.

STATISTICS OF POPULATION.

TABLE LXII.—*Illiterate native white male and female population of foreign parentage 10 years of age and over, by states and territories arranged geographically: 1890 and 1900.*

| STATES AND TERRITORIES. | NATIVE WHITE MALE POPULATION OF FOREIGN PARENTAGE 10 YEARS OF AGE AND OVER. | | | | | | NATIVE WHITE FEMALE POPULATION OF FOREIGN PARENTAGE 10 YEARS OF AGE AND OVER. | | | | | |
|--------------------------------------|--|--------------|---------|-----------|--------------|---------|--|--------------|---------|-----------|--------------|-------|
| | 1900 | | | 1890 | | | 1900 | | | 1890 | | |
| | Total. | Illiterates. | | Total. | Illiterates. | | Total. | Illiterates. | | Total. | Illiterates. | |
| Number. | | Per cent. | Number. | | Per cent. | Number. | | Per cent. | Number. | | Per cent. | |
| The United States ¹ | 5,488,050 | 93,608 | 1.7 | 3,895,395 | 89,993 | 2.3 | 5,470,753 | 85,776 | 1.6 | 3,373,026 | 84,287 | 2.2 |
| North Atlantic division..... | 1,968,701 | 30,686 | 1.6 | 1,475,647 | 32,561 | 2.2 | 2,061,152 | 23,021 | 1.4 | 1,530,870 | 29,650 | 1.9 |
| Maine..... | 34,576 | 2,851 | 8.2 | 25,067 | 2,372 | 9.5 | 33,096 | 1,663 | 5.0 | 23,643 | 1,633 | 6.9 |
| New Hampshire..... | 23,529 | 959 | 4.1 | 15,016 | 726 | 4.8 | 24,229 | 796 | 3.3 | 15,421 | 621 | 4.0 |
| Vermont..... | 27,063 | 2,163 | 8.0 | 22,574 | 2,169 | 9.6 | 27,069 | 1,540 | 5.7 | 22,313 | 1,647 | 7.4 |
| Massachusetts..... | 277,062 | 3,107 | 1.1 | 193,379 | 2,423 | 1.3 | 295,846 | 3,720 | 1.3 | 205,134 | 3,076 | 1.5 |
| Rhode Island..... | 43,352 | 1,186 | 2.7 | 29,902 | 1,172 | 3.9 | 46,479 | 1,332 | 2.9 | 32,099 | 1,269 | 4.0 |
| Connecticut..... | 89,811 | 839 | 0.9 | 63,185 | 869 | 1.4 | 93,807 | 831 | 0.9 | 66,013 | 878 | 1.3 |
| New York..... | 311,295 | 9,584 | 1.2 | 632,536 | 10,904 | 1.7 | 856,867 | 8,578 | 1.0 | 661,971 | 9,719 | 1.5 |
| New Jersey..... | 179,044 | 1,794 | 1.0 | 122,406 | 2,146 | 1.8 | 183,336 | 1,726 | 0.9 | 127,794 | 1,896 | 1.5 |
| Pennsylvania..... | 482,969 | 8,203 | 1.7 | 371,582 | 9,780 | 2.6 | 495,423 | 7,785 | 1.6 | 376,477 | 8,911 | 2.4 |
| South Atlantic division..... | 143,062 | 3,213 | 2.2 | 122,311 | 3,709 | 3.0 | 152,654 | 3,149 | 2.1 | 125,151 | 3,638 | 2.9 |
| Delaware..... | 8,112 | 111 | 1.4 | 6,534 | 123 | 1.9 | 8,101 | 121 | 1.5 | 6,684 | 106 | 1.6 |
| Maryland..... | 66,893 | 1,220 | 1.8 | 58,263 | 1,542 | 2.6 | 70,543 | 1,375 | 1.9 | 60,884 | 1,656 | 2.7 |
| District of Columbia..... | 14,766 | 81 | 0.5 | 10,919 | 95 | 0.9 | 16,711 | 82 | 0.5 | 12,403 | 112 | 0.9 |
| Virginia..... | 12,926 | 323 | 2.5 | 10,516 | 343 | 3.3 | 11,962 | 211 | 1.8 | 9,309 | 253 | 2.7 |
| West Virginia..... | 20,147 | 657 | 3.3 | 16,201 | 689 | 4.3 | 19,702 | 616 | 3.1 | 16,153 | 714 | 4.4 |
| North Carolina..... | 3,149 | 173 | 5.5 | 2,813 | 209 | 7.4 | 3,134 | 147 | 4.7 | 2,722 | 207 | 7.6 |
| South Carolina..... | 4,557 | 118 | 2.6 | 4,198 | 155 | 3.7 | 4,871 | 80 | 1.6 | 4,301 | 126 | 2.9 |
| Georgia..... | 9,623 | 215 | 2.2 | 7,544 | 266 | 3.5 | 9,865 | 263 | 2.7 | 7,637 | 295 | 3.9 |
| Florida..... | 7,889 | 320 | 4.1 | 5,323 | 287 | 5.4 | 7,765 | 249 | 3.2 | 5,058 | 219 | 4.3 |
| North Central division..... | 2,670,274 | 36,134 | 1.4 | 1,855,562 | 35,342 | 1.9 | 2,630,049 | 32,123 | 1.2 | 1,823,611 | 33,994 | 1.9 |
| Ohio..... | 366,310 | 5,090 | 1.4 | 292,721 | 5,529 | 1.9 | 380,011 | 5,649 | 1.5 | 302,245 | 6,343 | 2.1 |
| Indiana..... | 151,937 | 3,368 | 2.2 | 117,947 | 3,276 | 2.8 | 149,775 | 3,295 | 2.2 | 116,559 | 3,514 | 3.0 |
| Illinois..... | 515,029 | 4,923 | 1.0 | 333,211 | 4,352 | 1.3 | 513,696 | 4,434 | 0.9 | 333,197 | 4,098 | 1.2 |
| Michigan..... | 282,310 | 6,024 | 2.1 | 191,852 | 6,069 | 3.2 | 279,653 | 4,099 | 1.5 | 186,629 | 4,320 | 2.3 |
| Wisconsin..... | 334,466 | 5,722 | 1.7 | 230,833 | 5,410 | 2.3 | 331,755 | 4,573 | 1.4 | 231,267 | 4,976 | 2.2 |
| Minnesota..... | 261,743 | 2,614 | 1.0 | 146,878 | 2,392 | 1.6 | 247,475 | 2,168 | 0.9 | 141,202 | 2,254 | 1.6 |
| Iowa..... | 243,637 | 2,185 | 0.9 | 173,010 | 2,215 | 1.3 | 235,613 | 1,843 | 0.8 | 167,506 | 2,046 | 1.2 |
| Missouri..... | 210,093 | 3,564 | 1.7 | 161,505 | 3,684 | 2.3 | 210,684 | 3,638 | 1.7 | 160,553 | 3,777 | 2.4 |
| North Dakota..... | 37,704 | 410 | 1.1 | 14,625 | 327 | 2.2 | 31,537 | 374 | 1.2 | 11,789 | 307 | 2.6 |
| South Dakota..... | 51,497 | 339 | 0.8 | 32,213 | 458 | 1.4 | 45,373 | 333 | 0.8 | 27,292 | 419 | 1.5 |
| Nebraska..... | 110,543 | 747 | 0.7 | 76,022 | 900 | 1.2 | 102,276 | 659 | 0.6 | 67,574 | 768 | 1.1 |
| Kansas..... | 104,475 | 1,093 | 1.1 | 79,745 | 1,230 | 1.5 | 97,201 | 1,003 | 1.0 | 72,798 | 1,167 | 1.6 |
| South Central division..... | 265,332 | 18,016 | 6.8 | 183,337 | 12,739 | 6.9 | 259,786 | 17,559 | 6.8 | 178,727 | 12,728 | 7.1 |
| Kentucky..... | 56,813 | 1,359 | 2.4 | 48,269 | 1,436 | 3.1 | 60,241 | 1,143 | 1.9 | 49,679 | 1,365 | 2.7 |
| Tennessee..... | 16,616 | 559 | 3.4 | 12,927 | 633 | 4.9 | 16,266 | 495 | 3.0 | 12,423 | 596 | 4.8 |
| Alabama..... | 11,526 | 381 | 3.3 | 8,536 | 399 | 4.7 | 11,375 | 410 | 3.6 | 8,206 | 442 | 5.4 |
| Mississippi..... | 8,028 | 327 | 4.1 | 6,656 | 363 | 5.5 | 7,890 | 279 | 3.5 | 6,400 | 340 | 5.3 |
| Louisiana..... | 42,081 | 1,651 | 3.9 | 37,445 | 1,685 | 4.5 | 45,545 | 1,677 | 3.7 | 40,110 | 1,665 | 4.2 |
| Texas..... | 97,292 | 12,435 | 12.8 | 58,434 | 7,476 | 12.8 | 92,036 | 12,565 | 13.6 | 53,123 | 7,716 | 14.5 |
| Indian Territory..... | 4,391 | 353 | 8.0 | | | | 3,133 | 242 | 7.7 | | | |
| Oklahoma..... | 14,971 | 296 | 2.0 | 1,878 | 48 | 2.6 | 12,059 | 195 | 1.6 | 1,346 | 43 | 3.2 |
| Arkansas..... | 13,614 | 655 | 4.8 | 9,192 | 649 | 7.1 | 11,186 | 553 | 4.9 | 7,435 | 561 | 7.5 |
| Western division..... | 407,716 | 5,288 | 1.3 | 258,538 | 5,142 | 2.0 | 362,675 | 4,653 | 1.3 | 213,667 | 4,227 | 2.0 |
| Montana..... | 27,472 | 232 | 0.8 | 12,906 | 205 | 1.6 | 18,315 | 114 | 0.6 | 7,337 | 110 | 1.5 |
| Wyoming..... | 10,737 | 62 | 0.6 | 6,057 | 33 | 1.4 | 6,257 | 29 | 0.5 | 3,330 | 69 | 2.1 |
| Colorado..... | 45,891 | 436 | 1.0 | 30,402 | 356 | 1.2 | 41,570 | 336 | 0.8 | 22,417 | 269 | 1.2 |
| New Mexico..... | 6,538 | 974 | 14.9 | 4,739 | 776 | 16.4 | 5,346 | 1,019 | 19.1 | 3,424 | 805 | 23.5 |
| Arizona..... | 9,819 | 962 | 9.8 | 4,801 | 609 | 12.7 | 6,939 | 868 | 12.5 | 3,260 | 507 | 15.6 |
| Utah..... | 40,746 | 271 | 0.7 | 27,437 | 610 | 2.2 | 39,695 | 139 | 0.5 | 24,630 | 459 | 1.9 |
| Nevada..... | 5,012 | 33 | 0.7 | 4,864 | 35 | 0.7 | 4,021 | 19 | 0.5 | 3,823 | 17 | 0.4 |
| Idaho..... | 16,394 | 145 | 0.9 | 7,952 | 146 | 1.8 | 12,946 | 84 | 0.6 | 5,567 | 90 | 1.6 |
| Washington..... | 46,707 | 213 | 0.5 | 26,356 | 350 | 1.3 | 37,040 | 133 | 0.5 | 17,029 | 235 | 1.4 |
| Oregon..... | 32,314 | 237 | 0.7 | 17,903 | 258 | 1.4 | 27,598 | 198 | 0.7 | 14,314 | 220 | 1.5 |
| California..... | 165,586 | 1,723 | 1.0 | 115,121 | 1,714 | 1.5 | 162,948 | 1,614 | 1.0 | 109,031 | 1,446 | 1.3 |
| Alaska..... | 3,093 | 32 | 1.0 | | | | 610 | 20 | 3.3 | | | |
| Hawaii..... | 4,133 | 179 | 4.3 | | | | 3,694 | 250 | 6.8 | | | |

¹ Includes in 1900 persons in the military and naval service of the United States (including civilian employees, etc.) stationed abroad, not credited to any state or territory.

ILLITERACY.

CIX

TABLE LXIII.—*Illiterate foreign white male and female population 10 years of age and over, by states and territories arranged geographically: 1890 and 1900.*

| STATES AND TERRITORIES. | FOREIGN WHITE MALE POPULATION 10 YEARS OF AGE AND OVER. | | | | | | FOREIGN WHITE FEMALE POPULATION 10 YEARS OF AGE AND OVER. | | | | | |
|--------------------------------------|---|--------------|-----------|-----------|--------------|-----------|---|--------------|-----------|-----------|--------------|-----------|
| | 1900 | | | 1890 | | | 1900 | | | 1890 | | |
| | Total. | Illiterates. | | Total. | Illiterates. | | Total. | Illiterates. | | Total. | Illiterates. | |
| | | Number. | Per cent. | | Number. | Per cent. | | Number. | Per cent. | | Number. | Per cent. |
| The United States ¹ | 5,445,331 | 615,085 | 11.3 | 4,781,748 | 589,814 | 11.3 | 4,604,770 | 678,086 | 14.7 | 4,005,139 | 608,257 | 15.2 |
| North Atlantic division..... | 2,378,602 | 352,492 | 14.8 | 1,900,057 | 270,504 | 14.2 | 2,242,054 | 381,932 | 17.0 | 1,820,544 | 309,690 | 17.0 |
| Maine..... | 45,909 | 9,562 | 20.8 | 37,818 | 8,828 | 23.7 | 42,887 | 7,633 | 17.8 | 36,004 | 8,837 | 24.5 |
| New Hampshire..... | 42,237 | 9,681 | 22.9 | 33,136 | 9,405 | 28.4 | 41,305 | 7,445 | 18.0 | 33,958 | 8,256 | 24.3 |
| Vermont..... | 23,707 | 5,204 | 22.0 | 22,490 | 5,758 | 25.6 | 19,398 | 4,001 | 20.6 | 19,206 | 5,017 | 26.1 |
| Massachusetts..... | 392,427 | 52,040 | 13.3 | 297,974 | 41,137 | 13.8 | 424,381 | 67,542 | 15.9 | 328,569 | 60,578 | 18.4 |
| Rhode Island..... | 63,192 | 11,265 | 17.8 | 48,123 | 9,756 | 20.3 | 65,709 | 12,892 | 19.6 | 52,441 | 12,512 | 23.9 |
| Connecticut..... | 120,023 | 18,173 | 15.1 | 89,377 | 12,074 | 13.5 | 111,794 | 19,550 | 17.5 | 86,983 | 14,162 | 16.3 |
| New York..... | 931,160 | 110,174 | 11.8 | 761,596 | 87,254 | 11.5 | 913,173 | 148,249 | 16.2 | 749,925 | 110,832 | 14.8 |
| New Jersey..... | 213,481 | 28,501 | 13.0 | 162,517 | 18,379 | 11.6 | 202,284 | 30,806 | 15.2 | 152,868 | 22,933 | 15.0 |
| Pennsylvania..... | 541,466 | 107,892 | 19.9 | 447,526 | 77,413 | 17.3 | 421,123 | 83,814 | 19.9 | 360,595 | 66,513 | 18.4 |
| South Atlantic division..... | 113,552 | 12,894 | 11.4 | 103,562 | 10,922 | 10.1 | 91,657 | 13,543 | 14.8 | 87,892 | 13,131 | 14.9 |
| Delaware..... | 7,419 | 1,301 | 17.5 | 6,750 | 978 | 14.5 | 6,105 | 1,175 | 19.2 | 5,877 | 1,140 | 19.4 |
| Maryland..... | 46,273 | 4,881 | 10.5 | 46,311 | 5,376 | 11.6 | 45,336 | 7,381 | 16.3 | 44,898 | 7,172 | 16.0 |
| District of Columbia..... | 10,117 | 498 | 4.9 | 9,551 | 342 | 3.6 | 9,192 | 844 | 9.2 | 8,713 | 1,350 | 15.5 |
| Virginia..... | 11,375 | 1,257 | 10.6 | 11,982 | 1,182 | 9.9 | 6,867 | 786 | 11.4 | 5,794 | 611 | 10.5 |
| West Virginia..... | 13,975 | 3,212 | 23.0 | 10,577 | 1,432 | 13.5 | 8,050 | 1,518 | 18.9 | 7,790 | 1,336 | 17.2 |
| North Carolina..... | 2,667 | 154 | 5.8 | 2,262 | 115 | 5.1 | 1,647 | 108 | 6.6 | 1,293 | 62 | 4.8 |
| South Carolina..... | 3,132 | 169 | 5.4 | 3,541 | 185 | 5.2 | 2,188 | 175 | 8.0 | 2,503 | 195 | 7.8 |
| Georgia..... | 7,185 | 397 | 5.5 | 7,280 | 372 | 5.1 | 4,644 | 436 | 9.4 | 4,336 | 374 | 8.6 |
| Florida..... | 10,909 | 1,025 | 9.4 | 10,308 | 940 | 9.1 | 7,628 | 1,120 | 14.7 | 6,683 | 891 | 13.3 |
| North Central division..... | 2,258,784 | 171,126 | 7.6 | 2,168,841 | 186,900 | 8.6 | 1,836,337 | 212,850 | 11.6 | 1,739,625 | 226,615 | 13.0 |
| Ohio..... | 243,714 | 22,685 | 9.3 | 240,202 | 21,943 | 9.1 | 208,406 | 27,470 | 13.2 | 205,341 | 27,628 | 13.5 |
| Indiana..... | 77,751 | 7,263 | 9.3 | 79,159 | 6,711 | 8.5 | 62,651 | 8,736 | 14.0 | 63,873 | 8,985 | 14.1 |
| Illinois..... | 511,103 | 38,676 | 7.6 | 439,592 | 33,087 | 7.5 | 440,598 | 47,992 | 10.9 | 370,756 | 42,752 | 11.5 |
| Michigan..... | 239,838 | 27,989 | 9.7 | 236,931 | 33,521 | 11.7 | 239,343 | 26,410 | 11.0 | 229,062 | 30,539 | 13.3 |
| Wisconsin..... | 279,289 | 24,696 | 8.8 | 274,723 | 30,286 | 11.0 | 230,351 | 31,700 | 13.8 | 226,193 | 37,085 | 16.4 |
| Minnesota..... | 284,428 | 17,444 | 6.1 | 254,760 | 21,554 | 8.5 | 214,438 | 24,698 | 11.5 | 194,237 | 28,300 | 14.6 |
| Iowa..... | 169,615 | 8,521 | 5.0 | 175,541 | 12,434 | 7.1 | 133,611 | 12,910 | 9.7 | 133,833 | 16,745 | 12.1 |
| Missouri..... | 118,709 | 8,001 | 6.7 | 129,403 | 8,319 | 6.8 | 95,332 | 11,943 | 12.5 | 100,453 | 12,049 | 12.0 |
| North Dakota..... | 63,865 | 4,059 | 6.4 | 44,176 | 3,047 | 6.9 | 44,302 | 4,373 | 9.9 | 31,889 | 3,552 | 11.1 |
| South Dakota..... | 50,143 | 2,376 | 4.7 | 50,253 | 3,591 | 7.1 | 36,622 | 3,459 | 9.4 | 35,907 | 4,162 | 11.6 |
| Nebraska..... | 98,744 | 4,911 | 5.0 | 111,595 | 6,433 | 5.8 | 76,518 | 7,000 | 9.1 | 82,508 | 7,680 | 9.3 |
| Kansas..... | 71,530 | 4,505 | 6.3 | 82,506 | 5,424 | 6.6 | 53,615 | 6,099 | 11.4 | 60,523 | 7,133 | 11.8 |
| South Central division..... | 196,585 | 39,048 | 19.9 | 179,171 | 31,037 | 17.3 | 146,357 | 39,291 | 26.8 | 123,287 | 31,059 | 24.2 |
| Kentucky..... | 26,306 | 2,240 | 8.5 | 31,613 | 2,402 | 7.6 | 23,554 | 3,204 | 13.6 | 26,635 | 3,290 | 12.3 |
| Tennessee..... | 10,170 | 806 | 7.9 | 11,860 | 882 | 7.4 | 7,169 | 884 | 12.3 | 7,526 | 969 | 12.9 |
| Alabama..... | 3,799 | 733 | 8.4 | 8,343 | 651 | 7.1 | 5,261 | 575 | 10.9 | 5,118 | 469 | 9.2 |
| Mississippi..... | 4,969 | 478 | 9.6 | 5,036 | 443 | 8.8 | 2,546 | 323 | 12.9 | 2,597 | 325 | 12.5 |
| Louisiana..... | 27,964 | 7,415 | 26.5 | 26,117 | 4,514 | 17.3 | 22,163 | 6,909 | 31.2 | 21,681 | 4,412 | 20.4 |
| Texas..... | 97,074 | 25,671 | 26.4 | 84,996 | 21,517 | 25.3 | 72,962 | 25,310 | 35.4 | 59,018 | 21,043 | 35.7 |
| Indian Territory..... | 3,196 | 555 | 17.4 | | | | 1,493 | 334 | 22.4 | | | |
| Oklahoma..... | 9,301 | 565 | 6.1 | 1,754 | 79 | 4.5 | 6,039 | 703 | 11.6 | 878 | 82 | 9.3 |
| Arkansas..... | 8,806 | 580 | 6.6 | 8,952 | 569 | 6.4 | 5,165 | 544 | 10.5 | 4,334 | 469 | 9.7 |
| Western division..... | 467,468 | 36,076 | 7.7 | 425,117 | 39,951 | 9.4 | 282,860 | 27,833 | 9.9 | 228,791 | 27,762 | 12.1 |
| Montana..... | 42,644 | 2,319 | 6.6 | 29,452 | 2,267 | 7.7 | 18,662 | 1,445 | 7.7 | 9,723 | 945 | 9.7 |
| Wyoming..... | 11,432 | 915 | 8.0 | 9,672 | 634 | 6.6 | 4,892 | 434 | 8.9 | 4,218 | 347 | 8.2 |
| Colorado..... | 54,751 | 3,944 | 7.2 | 53,133 | 4,004 | 7.5 | 34,407 | 3,320 | 9.6 | 26,792 | 2,235 | 8.3 |
| New Mexico..... | 7,941 | 2,457 | 30.9 | 6,951 | 1,635 | 24.2 | 4,679 | 1,940 | 41.5 | 3,527 | 1,515 | 43.0 |
| Arizona..... | 13,638 | 4,313 | 31.5 | 10,210 | 3,614 | 35.4 | 7,691 | 3,234 | 42.0 | 6,133 | 3,286 | 53.6 |
| Utah..... | 26,420 | 1,179 | 4.5 | 26,451 | 2,007 | 7.6 | 25,728 | 1,938 | 7.7 | 24,061 | 3,131 | 13.2 |
| Nevada..... | 6,038 | 443 | 7.3 | 8,431 | 343 | 9.9 | 2,506 | 193 | 7.9 | 3,352 | 340 | 10.1 |
| Idaho..... | 14,392 | 819 | 5.7 | 10,615 | 807 | 7.6 | 7,246 | 436 | 6.7 | 4,492 | 445 | 9.9 |
| Washington..... | 66,248 | 2,546 | | | | | | | | | | |

STATISTICS OF POPULATION.

TABLE LXIV.—Illiterate negro population 10 years of age and over, classified by sex, by states and territories arranged geographically: 1900.

| STATES AND TERRITORIES. | NEGRO POPULATION ¹ 10 YEARS OF AGE AND OVER. | | | | | | | | |
|--------------------------------------|---|--------------|-----------|-----------|--------------|-----------|-----------|--------------|-----------|
| | Both sexes. | | | Males. | | | Females. | | |
| | Total. | Illiterates. | | Total. | Illiterates. | | Total. | Illiterates. | |
| | | Number. | Per cent. | | Number. | Per cent. | | Number. | Per cent. |
| The United States ² | 6,422,305 | 2,853,720 | 44.4 | 3,188,294 | 1,371,953 | 43.0 | 3,234,011 | 1,481,767 | 45.8 |
| North Atlantic division..... | 320,176 | 44,275 | 13.8 | 156,661 | 20,610 | 13.2 | 163,515 | 23,665 | 14.5 |
| Maine..... | 1,091 | 155 | 14.2 | 568 | 83 | 14.6 | 523 | 72 | 13.8 |
| New Hampshire..... | 586 | 70 | 11.9 | 289 | 41 | 14.2 | 297 | 29 | 9.8 |
| Vermont..... | 678 | 99 | 14.6 | 389 | 61 | 15.7 | 289 | 38 | 13.1 |
| Massachusetts..... | 26,573 | 2,853 | 10.7 | 13,018 | 1,207 | 9.3 | 13,555 | 1,646 | 12.1 |
| Rhode Island..... | 7,562 | 1,063 | 14.1 | 3,515 | 452 | 12.9 | 4,047 | 611 | 15.1 |
| Connecticut..... | 12,529 | 1,441 | 11.5 | 5,905 | 625 | 10.6 | 6,624 | 816 | 12.3 |
| New York..... | 84,688 | 9,180 | 10.8 | 39,636 | 3,903 | 9.8 | 45,052 | 5,277 | 11.7 |
| New Jersey..... | 57,534 | 9,882 | 17.2 | 27,656 | 4,404 | 15.9 | 29,878 | 5,478 | 18.3 |
| Pennsylvania..... | 128,935 | 19,532 | 15.1 | 65,685 | 9,834 | 15.0 | 63,250 | 9,698 | 15.3 |
| South Atlantic division..... | 2,655,833 | 1,250,279 | 47.1 | 1,302,729 | 599,160 | 46.0 | 1,353,104 | 651,119 | 48.1 |
| Delaware..... | 23,527 | 3,967 | 38.1 | 12,087 | 4,367 | 36.1 | 11,440 | 4,600 | 40.2 |
| Maryland..... | 179,362 | 63,033 | 35.1 | 88,132 | 30,340 | 34.4 | 91,230 | 32,693 | 35.8 |
| District of Columbia..... | 71,949 | 17,462 | 24.3 | 31,145 | 6,716 | 21.6 | 40,804 | 10,746 | 26.3 |
| Virginia..... | 478,921 | 213,836 | 44.6 | 233,473 | 105,921 | 45.4 | 245,448 | 107,915 | 44.0 |
| West Virginia..... | 34,308 | 11,083 | 32.3 | 20,515 | 6,901 | 33.6 | 13,788 | 4,182 | 30.3 |
| North Carolina..... | 437,691 | 208,132 | 47.6 | 210,315 | 97,688 | 46.4 | 227,376 | 110,444 | 48.6 |
| South Carolina..... | 537,398 | 283,883 | 52.8 | 262,149 | 132,481 | 50.5 | 275,249 | 151,402 | 55.0 |
| Georgia..... | 724,096 | 379,067 | 52.4 | 355,585 | 182,719 | 51.4 | 368,511 | 196,348 | 53.3 |
| Florida..... | 168,586 | 64,816 | 38.4 | 89,328 | 32,027 | 35.9 | 79,258 | 32,789 | 41.4 |
| North Central division..... | 404,568 | 87,914 | 21.7 | 210,628 | 42,769 | 20.3 | 193,940 | 45,145 | 23.3 |
| Ohio..... | 79,236 | 14,107 | 17.8 | 41,248 | 7,124 | 17.3 | 37,988 | 6,983 | 18.4 |
| Indiana..... | 46,972 | 10,694 | 22.6 | 24,522 | 5,330 | 21.7 | 22,450 | 5,264 | 23.4 |
| Illinois..... | 71,184 | 12,903 | 18.1 | 38,305 | 6,138 | 16.0 | 32,879 | 6,765 | 20.6 |
| Michigan..... | 13,139 | 1,426 | 10.9 | 6,905 | 768 | 11.1 | 6,234 | 658 | 10.6 |
| Wisconsin..... | 2,190 | 250 | 11.4 | 1,239 | 138 | 11.1 | 951 | 112 | 11.8 |
| Minnesota..... | 4,283 | 337 | 7.9 | 2,519 | 154 | 6.1 | 1,764 | 183 | 10.4 |
| Iowa..... | 10,539 | 1,962 | 18.5 | 5,842 | 1,058 | 18.1 | 4,747 | 904 | 19.0 |
| Missouri..... | 129,600 | 36,390 | 28.1 | 65,518 | 17,336 | 26.5 | 64,082 | 19,054 | 29.7 |
| North Dakota..... | 243 | 31 | 12.8 | 150 | 19 | 12.7 | 93 | 12 | 12.9 |
| South Dakota..... | 384 | 51 | 13.3 | 230 | 30 | 13.0 | 154 | 21 | 13.6 |
| Nebraska..... | 5,363 | 633 | 11.8 | 2,938 | 281 | 9.6 | 2,425 | 352 | 14.5 |
| Kansas..... | 41,385 | 9,230 | 22.3 | 21,212 | 4,393 | 20.7 | 20,173 | 4,837 | 24.0 |
| South Central division..... | 3,009,142 | 1,467,327 | 48.8 | 1,496,705 | 707,149 | 47.2 | 1,512,437 | 760,178 | 50.3 |
| Kentucky..... | 219,720 | 88,137 | 40.1 | 109,696 | 44,417 | 40.5 | 110,024 | 43,720 | 39.7 |
| Tennessee..... | 354,833 | 147,784 | 41.6 | 175,579 | 72,728 | 41.4 | 179,254 | 75,056 | 41.9 |
| Alabama..... | 589,629 | 338,605 | 57.4 | 289,944 | 161,708 | 55.8 | 299,685 | 176,897 | 59.0 |
| Mississippi..... | 638,646 | 313,312 | 49.1 | 318,333 | 151,131 | 47.5 | 320,313 | 162,181 | 50.6 |
| Louisiana..... | 464,598 | 234,023 | 50.4 | 229,255 | 134,642 | 58.7 | 235,343 | 149,386 | 63.5 |
| Texas..... | 437,710 | 167,138 | 38.2 | 218,574 | 80,919 | 37.0 | 219,136 | 86,219 | 39.3 |
| Indian Territory..... | 26,254 | 11,242 | 42.8 | 13,999 | 5,880 | 42.0 | 12,255 | 5,362 | 43.8 |
| Oklahoma..... | 13,944 | 3,628 | 26.0 | 7,133 | 1,709 | 24.0 | 6,811 | 1,919 | 28.2 |
| Arkansas..... | 263,808 | 113,453 | 43.0 | 134,192 | 64,015 | 40.3 | 129,616 | 59,438 | 45.9 |
| Western division..... | 25,862 | 3,399 | 13.1 | 14,927 | 1,744 | 11.7 | 10,935 | 1,655 | 15.1 |
| Montana..... | 1,339 | 152 | 11.4 | 813 | 80 | 9.8 | 526 | 72 | 13.7 |
| Wyoming..... | 818 | 141 | 17.2 | 561 | 106 | 18.9 | 257 | 35 | 13.6 |
| Colorado..... | 7,330 | 962 | 13.0 | 3,886 | 458 | 11.8 | 3,494 | 504 | 14.4 |
| New Mexico..... | 1,416 | 271 | 19.1 | 930 | 140 | 15.1 | 486 | 131 | 27.0 |
| Arizona..... | 1,660 | 211 | 12.7 | 1,259 | 129 | 10.2 | 401 | 82 | 20.4 |
| Utah..... | 589 | 37 | 6.3 | 418 | 17 | 4.1 | 171 | 20 | 11.7 |
| Nevada..... | 126 | 29 | 23.0 | 77 | 17 | 22.1 | 49 | 12 | 24.5 |
| Idaho..... | 255 | 37 | 14.5 | 151 | 20 | 13.2 | 104 | 17 | 16.3 |
| Washington..... | 2,226 | 259 | 11.6 | 1,450 | 146 | 10.1 | 776 | 113 | 14.6 |
| Oregon..... | 1,013 | 89 | 8.8 | 632 | 57 | 9.0 | 381 | 32 | 8.4 |
| California..... | 9,040 | 1,211 | 13.4 | 4,750 | 574 | 12.1 | 4,290 | 637 | 14.8 |
| Alaska..... | 165 | 6 | 3.6 | 151 | 6 | 4.0 | 14 | | |
| Hawaii..... | 165 | 34 | 20.6 | 128 | 30 | 23.4 | 37 | 4 | 10.8 |

¹ Includes all persons of negro descent.
² Includes persons in the military and naval service of the United States (including civilian employees, etc.) stationed abroad, not credited to any state or territory.
³ For the mainland of the United States, 43.1 per cent.
⁴ For the mainland of the United States, 44.5 per cent.

ILLITERACY.

TABLE LXV.—Illiterate negro population 10 years of age and over, classified by sex, by states and territories arranged geographically: 1890.

| STATES AND TERRITORIES. | NEGRO POPULATION ¹ 10 YEARS OF AGE AND OVER. | | | | | | | | |
|------------------------------|---|--------------|-----------|-----------|--------------|-----------|-----------|--------------|-----------|
| | Both sexes. | | | Males. | | | Females. | | |
| | Total. | Illiterates. | | Total. | Illiterates. | | Total. | Illiterates. | |
| | | Number. | Per cent. | | Number. | Per cent. | | Number. | Per cent. |
| The United States | 5,328,972 | 3,042,668 | 57.1 | 2,646,171 | 1,438,923 | 54.4 | 2,682,801 | 1,603,745 | 59.8 |
| North Atlantic division..... | 220,627 | 46,756 | 21.2 | 109,150 | 21,679 | 19.9 | 111,477 | 25,077 | 22.5 |
| Maine..... | 976 | 155 | 15.9 | 504 | 84 | 16.7 | 472 | 71 | 15.0 |
| New Hampshire..... | 511 | 115 | 22.5 | 277 | 55 | 19.9 | 234 | 60 | 25.6 |
| Vermont..... | 729 | 149 | 20.4 | 385 | 92 | 23.9 | 344 | 57 | 16.6 |
| Massachusetts..... | 18,255 | 2,607 | 14.3 | 8,974 | 1,106 | 12.3 | 9,281 | 1,501 | 16.2 |
| Rhode Island..... | 6,102 | 1,106 | 18.1 | 2,791 | 446 | 16.0 | 3,311 | 660 | 19.9 |
| Connecticut..... | 10,002 | 1,582 | 15.3 | 4,819 | 714 | 14.8 | 5,188 | 818 | 15.8 |
| New York..... | 58,425 | 10,017 | 17.1 | 27,825 | 4,334 | 15.6 | 30,600 | 5,683 | 18.6 |
| New Jersey..... | 38,630 | 10,860 | 28.1 | 19,029 | 5,021 | 26.4 | 19,601 | 5,839 | 29.8 |
| Pennsylvania..... | 86,997 | 20,215 | 23.2 | 44,546 | 9,827 | 22.1 | 42,451 | 10,388 | 24.5 |
| South Atlantic division..... | 2,304,175 | 1,384,632 | 60.1 | 1,131,181 | 651,436 | 57.6 | 1,172,994 | 733,196 | 62.5 |
| Delaware..... | 21,567 | 10,675 | 49.5 | 11,106 | 5,230 | 47.1 | 10,461 | 5,445 | 52.1 |
| Maryland..... | 160,867 | 80,644 | 50.1 | 78,335 | 38,022 | 48.5 | 82,582 | 42,622 | 51.6 |
| District of Columbia..... | 60,919 | 21,346 | 35.0 | 26,560 | 8,545 | 32.2 | 34,359 | 12,801 | 37.3 |
| Virginia..... | 455,328 | 260,599 | 57.2 | 220,207 | 125,041 | 56.8 | 235,121 | 135,558 | 57.7 |
| West Virginia..... | 24,713 | 10,985 | 44.5 | 13,971 | 6,233 | 44.6 | 10,742 | 4,752 | 44.2 |
| North Carolina..... | 391,465 | 235,238 | 60.1 | 189,527 | 108,452 | 57.2 | 201,938 | 126,786 | 62.8 |
| South Carolina..... | 470,065 | 301,169 | 64.1 | 231,558 | 139,423 | 60.2 | 238,507 | 161,741 | 67.8 |
| Georgia..... | 600,454 | 403,925 | 67.3 | 299,832 | 192,952 | 64.4 | 300,622 | 210,973 | 70.2 |
| Florida..... | 113,797 | 60,051 | 50.5 | 60,085 | 27,533 | 45.8 | 58,712 | 32,518 | 55.4 |
| North Central division..... | 333,760 | 107,395 | 32.2 | 173,508 | 51,934 | 29.9 | 160,252 | 55,461 | 34.6 |
| Ohio..... | 68,311 | 17,496 | 25.4 | 35,934 | 8,704 | 24.2 | 32,877 | 8,792 | 26.7 |
| Indiana..... | 35,318 | 11,407 | 32.3 | 18,500 | 5,637 | 30.5 | 16,818 | 5,770 | 34.3 |
| Illinois..... | 45,174 | 12,111 | 26.8 | 24,139 | 5,792 | 24.0 | 21,035 | 6,319 | 30.0 |
| Michigan..... | 12,183 | 2,306 | 18.9 | 6,444 | 1,241 | 19.3 | 5,739 | 1,065 | 18.6 |
| Wisconsin..... | 1,897 | 379 | 20.0 | 1,080 | 205 | 19.0 | 817 | 174 | 21.3 |
| Minnesota..... | 3,180 | 386 | 12.1 | 1,910 | 202 | 10.6 | 1,270 | 184 | 14.5 |
| Iowa..... | 8,346 | 2,177 | 26.1 | 4,558 | 1,118 | 24.5 | 3,788 | 1,059 | 28.0 |
| Missouri..... | 113,630 | 47,333 | 41.7 | 57,096 | 22,471 | 39.4 | 56,594 | 24,862 | 44.0 |
| North Dakota..... | 278 | 83 | 29.9 | 178 | 49 | 27.5 | 100 | 34 | 34.0 |
| South Dakota..... | 454 | 91 | 20.0 | 318 | 75 | 23.6 | 186 | 16 | 11.8 |
| Nebraska..... | 7,157 | 1,367 | 19.1 | 4,322 | 711 | 16.5 | 2,835 | 656 | 23.1 |
| Kansas..... | 37,332 | 12,259 | 32.8 | 19,029 | 5,729 | 30.1 | 18,303 | 6,530 | 35.7 |
| South Central division..... | 2,447,588 | 1,498,584 | 61.2 | 1,217,932 | 710,783 | 58.4 | 1,229,656 | 787,801 | 64.1 |
| Kentucky..... | 197,610 | 110,507 | 55.9 | 98,187 | 54,623 | 55.6 | 99,423 | 55,884 | 56.2 |
| Tennessee..... | 309,629 | 167,881 | 54.2 | 152,350 | 79,186 | 52.0 | 157,279 | 88,695 | 56.4 |
| Alabama..... | 478,840 | 330,703 | 69.1 | 236,552 | 156,585 | 66.2 | 242,288 | 174,118 | 71.9 |
| Mississippi..... | 515,351 | 313,573 | 60.8 | 256,711 | 148,003 | 57.7 | 258,640 | 165,570 | 64.0 |
| Louisiana..... | 391,831 | 282,670 | 72.1 | 192,865 | 133,222 | 69.3 | 199,466 | 149,448 | 74.9 |
| Texas..... | 334,901 | 175,882 | 52.5 | 167,788 | 83,835 | 50.0 | 167,113 | 92,047 | 55.1 |
| Oklahoma..... | 2,257 | 881 | 39.0 | 1,231 | 447 | 36.3 | 1,026 | 434 | 42.3 |
| Arkansas..... | 217,169 | 116,487 | 53.6 | 112,748 | 54,882 | 48.7 | 104,421 | 61,605 | 59.0 |
| Western division..... | 22,822 | 5,301 | 23.2 | 14,400 | 3,091 | 21.5 | 8,422 | 2,210 | 26.2 |
| Montana..... | 1,397 | 153 | 11.0 | 1,026 | 93 | 9.1 | 371 | 60 | 16.2 |
| Wyoming..... | 826 | 147 | 17.8 | 605 | 103 | 17.0 | 221 | 44 | 19.9 |
| Colorado..... | 5,344 | 940 | 17.6 | 3,168 | 498 | 15.7 | 2,176 | 442 | 20.3 |
| New Mexico..... | 1,575 | 722 | 45.8 | 1,029 | 412 | 40.0 | 546 | 310 | 56.8 |
| Arizona..... | 1,273 | 245 | 19.2 | 1,121 | 192 | 17.1 | 152 | 53 | 34.9 |
| Utah..... | 497 | 132 | 26.6 | 340 | 86 | 25.3 | 157 | 46 | 29.3 |
| Nevada..... | 214 | 86 | 40.2 | 134 | 41 | 30.6 | 80 | 45 | 56.3 |
| Idaho..... | 175 | 42 | 24.0 | 104 | 19 | 18.3 | 71 | 23 | 32.4 |
| Washington..... | 1,442 | 255 | 17.7 | 1,013 | 165 | 16.3 | 429 | 90 | 21.0 |
| Oregon..... | 998 | 171 | 17.1 | 646 | 112 | 17.3 | 352 | 59 | 16.8 |
| California..... | 9,081 | 2,408 | 26.5 | 5,214 | 1,370 | 26.3 | 3,867 | 1,038 | 26.8 |

¹Includes all persons of negro descent.

The illiterates in the North Atlantic division of states constitute, as shown by table LIV (page c), not quite 6 per cent of the population 10 years of age and over in 1900, as compared with a little more than 6 per cent in 1880 and 1890. The largest proportion of illiteracy in any of the states in this division is that for Rhode Island, where the illiterates in 1900 represent 8.4 per cent of the entire population under consideration as against 9.8 per cent in 1890 and 11.2 per cent in 1880. In the remaining states of this division there is not much difference in the proportion of illiterates, the percentages in 1900 ranging from 5.1 in Maine to 6.2 in New Hampshire; and in all these states, with the exception of Connecticut and New York, a decreased proportion is shown in 1900 as compared with 1890. The somewhat larger proportion of illiterates in Connecticut is due to the increased proportion of illiterate foreign whites in 1900 as compared with 1890, the foreign born element supplying by far the major portion of all the illiterates in this division.

In the North Central division the percentages of illiterates in the total population 10 years of age and upward in 1900 vary from 2.3 in Iowa and Nebraska to 6.4 in Missouri, the larger proportion in the case of Missouri being due to the illiterates among the native white and negro elements of its population. In the other states of this division the larger portion of the illiterates is of foreign birth, but in all of them, with the exception of South Dakota, the proportion of illiterates has decreased since 1890. The slightly increased proportion of illiterates in South Dakota in 1900 is due to the inclusion of all Indians in the census of 1900 as compared with civilized Indians only in 1890, as previously explained. The increased proportions of illiterate colored returned for Wisconsin, Minnesota, and North Dakota in 1900, as shown by table LIX (page cv), are also due to the same cause. In the division as a whole the proportion of illiterates has decreased from 3.4 per cent in 1890 to 2.3 per cent in 1900 for native whites and from 10.6 per cent to 9.4 per cent for foreign whites. Illiterate persons of negro descent constitute a little more than one-tenth of all the illiterates in this division in 1900, and the proportion of illiterates among this element has also decreased materially since 1890.

In the South Atlantic division the largest proportions of illiterates are found in the more southerly states, namely, South Carolina, Georgia, and North Carolina, in the order named. The illiterate element in these and the other states of this division is found largely among the negro population, although there is also a considerable proportion among the native white population. The illiterates in these three states form a very much smaller percentage of their population 10 years of age and upward in 1900 than they did twenty years ago, having fallen from 55.4 per cent to 35.9 per cent in South Caro-

lina, from 49.9 per cent to 30.5 per cent in Georgia, and from 48.3 per cent to 28.7 per cent in North Carolina. Somewhat more than one-fifth of the population 10 years of age and over in Virginia and Florida in 1900 is illiterate, but the proportions in these two states have decreased since 1880 from 40.6 per cent to 22.9 per cent and from 43.4 per cent to 21.9 per cent, respectively. For the division as a whole, the proportions of illiterates among the native white and colored elements have decreased materially since 1880, or from 20 per cent in 1880 to 14.6 per cent in 1890 and 11.4 per cent in 1900 for the native white element, and from 75.1 per cent in 1880 to 60.1 per cent in 1890 and 47.1 per cent in 1900 for the colored population, the latter being composed almost wholly of persons of negro descent.

In the states and territories comprising the South Central division about the same relative conditions are found as in the South Atlantic division, the proportion of illiterates among the native white population having decreased from 22 per cent in 1880 to 15 per cent in 1890 and 11.2 per cent in 1900, and that for the colored population from 76 per cent in 1880 to 61.2 per cent in 1890 and 48.6 per cent in 1900. The largest proportions of illiterates in this division are found in Louisiana, Alabama, and Mississippi, in each of which there is a large negro element. In these states the illiterates constitute 38.5, 34, and 32 per cent, respectively, of the total population 10 years of age and upward in 1900, whereas at the census of 1880 practically one-half of the entire population considered in each state was returned as illiterate. In Tennessee and Arkansas the illiterates constitute in each case about one-fifth of the population 10 years of age and upward in 1900, as compared with very nearly two-fifths in 1880. In Kentucky and Texas the proportions for 1900 are somewhat smaller, or 16.5 per cent for the former and 14.5 per cent for the latter, as against about 30 per cent for each state in 1880.

In the Western division the large proportion of illiterates shown for New Mexico is due, in part, to the large number of illiterates among the native white population of Spanish descent and also to the illiterate among its foreign white and colored population. The proportion of illiterates in New Mexico, however, is very much less now than twenty years ago, having decreased from 65 per cent in 1880 to 33.2 per cent in 1900. In Arizona and Nevada, on the other hand, the proportions have increased since 1880, from 17.7 per cent to 29 per cent for Arizona and from 8 per cent to 13.3 per cent for Nevada, the increase being chiefly due to the much larger Indian population reported in 1900 than in 1880. In the remaining states and territories of this division the somewhat smaller proportions of illiterates are found largely among the white, Chinese, and Japanese elements of foreign birth, and also among the Indians, who are largely of native birth.

ILLITERACY.

The illiterate population of the mainland of the United States in 1900 is classified by sex and age periods in table LXVI, which shows the number and proportion of illiterates in each specified age group, in the aggregate and in detail, for each element of the population 10 years of age and upward. The age groups from 10 to

20 years, inclusive, correspond to those presented under the heading of "School Attendance". The division of the adult population at 21 instead of at 20 years, as in 1890, permits a presentation in the general tables of the illiterate male voting population in detail by periods of years.

TABLE LXVI.—Total illiterate population 10 years of age and over, classified by sex, general nativity, color, and age periods, for the mainland of the United States: 1900.

| SEX AND AGE PERIODS. | POPULATION 10 YEARS OF AGE AND OVER. | | | NATIVE WHITE POPULATION OF NATIVE PARENTAGE 10 YEARS OF AGE AND OVER. | | | NATIVE WHITE POPULATION OF FOREIGN PARENTAGE 10 YEARS OF AGE AND OVER. | | | FOREIGN WHITE POPULATION 10 YEARS OF AGE AND OVER. | | |
|-------------------------|--------------------------------------|--------------|-----------|---|--------------|-----------|--|--------------|-----------|--|--------------|-----------|
| | Total. | Illiterates. | | Total. | Illiterates. | | Total. | Illiterates. | | Total. | Illiterates. | |
| | | Number. | Per cent. | | Number. | Per cent. | | Number. | Per cent. | | Number. | Per cent. |
| Both sexes | 57,949,824 | 6,180,069 | 10.7 | 30,310,261 | 1,734,764 | 5.7 | 10,926,401 | 178,847 | 1.6 | 10,014,256 | 1,287,135 | 12.9 |
| 10 to 14 years | 8,080,234 | 577,649 | 7.1 | 4,660,390 | 205,735 | 4.4 | 1,987,283 | 17,473 | 0.9 | 811,565 | 17,372 | 5.6 |
| 15 to 17 years | 4,583,667 | 338,602 | 7.4 | 2,595,990 | 107,421 | 4.1 | 1,094,292 | 12,810 | 1.2 | 285,784 | 28,363 | 9.9 |
| 18 to 20 years | 4,503,916 | 332,792 | 8.5 | 2,446,115 | 103,079 | 4.2 | 973,710 | 12,010 | 1.2 | 448,492 | 52,243 | 11.6 |
| 21 to 24 years | 5,803,522 | 499,857 | 8.6 | 2,998,457 | 131,889 | 4.4 | 1,288,441 | 15,150 | 1.2 | 746,952 | 85,210 | 11.4 |
| 25 to 34 years | 12,085,480 | 1,103,473 | 9.1 | 5,868,002 | 272,557 | 4.6 | 2,623,510 | 35,342 | 1.3 | 2,270,912 | 275,394 | 12.1 |
| 35 to 44 years | 9,211,947 | 1,033,591 | 11.2 | 4,404,122 | 280,246 | 6.4 | 1,764,918 | 34,713 | 2.0 | 2,143,678 | 254,860 | 11.9 |
| 45 to 54 years | 6,397,441 | 943,607 | 14.7 | 3,339,418 | 266,889 | 8.0 | 756,629 | 25,754 | 3.4 | 1,643,612 | 203,928 | 12.7 |
| 55 to 64 years | 4,002,535 | 642,257 | 16.0 | 2,170,510 | 174,089 | 8.0 | 283,331 | 13,638 | 4.8 | 1,188,034 | 174,570 | 14.7 |
| 65 years and over | 3,080,498 | 611,446 | 19.8 | 1,715,226 | 183,423 | 10.7 | 141,146 | 11,285 | 8.0 | 950,347 | 183,358 | 19.3 |
| Age unknown | 200,584 | 46,790 | 23.3 | 112,031 | 9,431 | 8.4 | 8,141 | 672 | 8.3 | 24,880 | 6,837 | 27.5 |
| Males | 29,703,440 | 3,011,224 | 10.1 | 15,452,855 | 862,175 | 5.6 | 5,460,085 | 93,342 | 1.7 | 5,414,991 | 611,636 | 11.3 |
| 10 to 14 years | 4,033,041 | 325,934 | 8.0 | 2,364,797 | 119,221 | 5.0 | 996,874 | 9,806 | 1.0 | 157,632 | 9,214 | 5.8 |
| 15 to 17 years | 2,289,974 | 195,577 | 8.5 | 1,308,385 | 65,343 | 5.0 | 544,403 | 7,627 | 1.4 | 139,835 | 14,308 | 10.2 |
| 18 to 20 years | 2,196,126 | 201,193 | 9.2 | 1,209,930 | 59,005 | 4.9 | 474,124 | 6,934 | 1.5 | 213,254 | 25,798 | 12.1 |
| 21 to 24 years | 2,888,931 | 258,693 | 9.0 | 1,508,184 | 72,637 | 4.8 | 630,978 | 8,679 | 1.4 | 374,478 | 45,156 | 12.1 |
| 25 to 34 years | 6,224,864 | 545,508 | 8.8 | 3,007,396 | 140,465 | 4.7 | 1,304,709 | 19,178 | 1.5 | 1,250,223 | 149,663 | 12.0 |
| 35 to 44 years | 4,872,781 | 473,449 | 9.7 | 2,288,896 | 131,664 | 5.8 | 896,524 | 17,539 | 2.0 | 1,230,104 | 130,570 | 10.6 |
| 45 to 54 years | 3,402,458 | 439,572 | 12.9 | 1,743,973 | 128,073 | 7.3 | 390,484 | 12,337 | 3.2 | 908,545 | 93,711 | 10.3 |
| 55 to 64 years | 2,062,424 | 290,417 | 14.1 | 1,089,079 | 73,326 | 6.7 | 145,345 | 6,169 | 4.2 | 631,024 | 69,079 | 10.9 |
| 65 years and over | 1,555,418 | 259,180 | 16.7 | 850,380 | 67,955 | 8.0 | 71,784 | 4,737 | 6.6 | 493,760 | 70,460 | 14.3 |
| Age unknown | 127,423 | 21,651 | 17.0 | 76,830 | 4,486 | 5.8 | 4,860 | 336 | 6.9 | 16,136 | 3,672 | 22.3 |
| Females | 28,246,384 | 3,168,845 | 11.2 | 14,857,406 | 872,589 | 5.9 | 5,466,316 | 85,505 | 1.6 | 4,599,265 | 675,499 | 14.7 |
| 10 to 14 years | 3,997,193 | 251,665 | 6.3 | 2,295,593 | 86,514 | 3.8 | 990,409 | 7,667 | 0.8 | 153,933 | 8,153 | 5.3 |
| 15 to 17 years | 2,293,698 | 143,025 | 6.2 | 1,287,605 | 42,078 | 3.3 | 549,839 | 5,133 | 0.9 | 145,949 | 14,055 | 9.6 |
| 18 to 20 years | 2,307,790 | 181,599 | 7.9 | 1,236,185 | 44,074 | 3.6 | 499,586 | 5,076 | 1.0 | 235,238 | 26,445 | 11.2 |
| 21 to 24 years | 2,914,591 | 241,164 | 8.3 | 1,490,273 | 59,252 | 4.0 | 657,463 | 6,471 | 1.0 | 372,474 | 40,054 | 10.8 |
| 25 to 34 years | 5,860,616 | 557,970 | 9.5 | 2,860,606 | 132,092 | 4.6 | 1,323,801 | 16,164 | 1.2 | 1,020,689 | 125,726 | 12.3 |
| 35 to 44 years | 4,339,166 | 560,142 | 12.9 | 2,115,226 | 143,582 | 7.0 | 863,394 | 17,174 | 2.0 | 913,574 | 124,290 | 13.6 |
| 45 to 54 years | 2,994,933 | 504,035 | 16.8 | 1,590,440 | 133,316 | 8.7 | 366,145 | 13,417 | 3.7 | 735,067 | 115,217 | 15.7 |
| 55 to 64 years | 1,940,110 | 351,840 | 18.1 | 1,031,431 | 100,763 | 9.3 | 137,936 | 7,469 | 5.4 | 557,010 | 105,491 | 18.9 |
| 65 years and over | 1,525,080 | 352,266 | 23.1 | 864,846 | 115,473 | 13.4 | 69,362 | 6,543 | 9.4 | 456,587 | 112,893 | 24.7 |
| Age unknown | 73,161 | 25,139 | 34.4 | 35,201 | 4,945 | 14.0 | 3,231 | 336 | 10.2 | 8,744 | 3,165 | 36.2 |

| SEX AND AGE PERIODS. | NEGRO POPULATION ¹ 10 YEARS OF AGE AND OVER. | | | CHINESE POPULATION 10 YEARS OF AGE AND OVER. | | | JAPANESE POPULATION 10 YEARS OF AGE AND OVER. | | | INDIAN POPULATION 10 YEARS OF AGE AND OVER. | | |
|-------------------------|---|--------------|-----------|--|--------------|-----------|---|--------------|-----------|---|--------------|-----------|
| | Total. | Illiterates. | | Total. | Illiterates. | | Total. | Illiterates. | | Total. | Illiterates. | |
| | | Number. | Per cent. | | Number. | Per cent. | | Number. | Per cent. | | Number. | Per cent. |
| Both sexes | 6,415,581 | 2,853,194 | 44.5 | 87,682 | 25,396 | 29.0 | 24,091 | 4,386 | 18.2 | 171,552 | 96,347 | 56.2 |
| 10 to 14 years | 1,091,990 | 323,992 | 30.1 | 845 | 190 | 22.5 | 132 | 38 | 20.9 | 27,979 | 7,349 | 28.1 |
| 15 to 17 years | 590,694 | 183,196 | 31.4 | 905 | 179 | 19.8 | 1,337 | 262 | 19.2 | 14,635 | 4,371 | 29.9 |
| 18 to 20 years | 613,745 | 207,378 | 33.9 | 2,153 | 591 | 27.5 | 4,620 | 784 | 17.0 | 15,031 | 6,107 | 40.5 |
| 21 to 24 years | 746,755 | 259,436 | 34.7 | 3,570 | 1,111 | 31.1 | 5,016 | 877 | 17.5 | 14,331 | 6,184 | 43.2 |
| 25 to 34 years | 1,262,086 | 496,180 | 39.3 | 17,105 | 4,639 | 27.1 | 8,719 | 1,647 | 18.9 | 30,146 | 17,719 | 58.8 |
| 35 to 44 years | 841,903 | 437,503 | 52.0 | 30,343 | 8,373 | 27.1 | 2,632 | 510 | 19.4 | 23,851 | 17,386 | 72.9 |
| 45 to 54 years | 617,371 | 420,438 | 68.1 | 21,234 | 6,633 | 31.2 | 534 | 111 | 20.8 | 18,593 | 14,354 | 79.9 |
| 55 to 64 years | 340,863 | 267,312 | 78.4 | 8,190 | 2,873 | 35.1 | 84 | 23 | 27.4 | 11,523 | 9,752 | 84.6 |
| 65 years and over | 261,363 | 223,124 | 85.4 | 1,618 | 634 | 39.2 | 19 | 4 | 21.1 | 10,779 | 9,613 | 89.2 |
| Age unknown | 48,311 | 27,035 | 55.4 | 1,169 | 173 | 14.8 | 918 | 130 | 14.2 | 4,634 | 2,512 | 54.2 |

¹ Includes all persons of negro descent

STATISTICS OF POPULATION.

TABLE LXVI.—Total illiterate population 10 years of age and over, classified by sex, general nativity, color, and age periods, for the mainland of the United States: 1900—Continued.

| SEX AND AGE PERIODS. | NEGRO POPULATION ¹ 10 YEARS OF AGE AND OVER. | | | CHINESE POPULATION 10 YEARS OF AGE AND OVER. | | | JAPANESE POPULATION 10 YEARS OF AGE AND OVER. | | | INDIAN POPULATION 10 YEARS OF AGE AND OVER. | | |
|-------------------------|---|--------------|-----------|--|--------------|-----------|---|--------------|-----------|---|--------------|-----------|
| | Total. | Illiterates. | | Total. | Illiterates. | | Total. | Illiterates. | | Total. | Illiterates. | |
| | | Number. | Per cent. | | Number. | Per cent. | | Number. | Per cent. | | Number. | Per cent. |
| Males | 3,181,650 | 1,371,432 | 43.1 | 84,141 | 23,052 | 27.4 | 23,214 | 4,211 | 18.1 | 86,504 | 45,376 | 52.5 |
| 10 to 14 years | 548,642 | 183,540 | 33.5 | 508 | 56 | 11.0 | 160 | 37 | 23.1 | 14,428 | 4,110 | 28.5 |
| 15 to 17 years | 287,807 | 105,765 | 36.7 | 746 | 103 | 13.8 | 1,342 | 260 | 19.4 | 7,456 | 2,171 | 29.1 |
| 18 to 20 years | 284,899 | 105,517 | 37.0 | 1,869 | 417 | 22.3 | 4,507 | 761 | 16.9 | 7,543 | 2,761 | 36.6 |
| 21 to 24 years | 359,965 | 127,694 | 35.5 | 3,085 | 777 | 25.2 | 4,754 | 822 | 17.3 | 7,487 | 2,928 | 39.1 |
| 25 to 34 years | 622,727 | 222,516 | 35.7 | 16,117 | 3,980 | 24.7 | 8,368 | 1,576 | 18.8 | 15,324 | 8,125 | 53.0 |
| 35 to 44 years | 412,461 | 177,199 | 43.0 | 30,235 | 7,920 | 26.2 | 2,564 | 496 | 19.3 | 11,997 | 8,061 | 67.2 |
| 45 to 54 years | 323,683 | 191,883 | 59.3 | 20,799 | 6,267 | 30.1 | 515 | 108 | 21.0 | 9,454 | 7,193 | 76.1 |
| 55 to 64 years | 183,284 | 134,535 | 73.4 | 8,037 | 2,753 | 34.3 | 81 | 22 | 27.2 | 5,574 | 4,533 | 81.3 |
| 65 years and over | 133,025 | 111,153 | 83.6 | 1,581 | 606 | 38.3 | 16 | 3 | 18.8 | 4,872 | 4,261 | 87.5 |
| Age unknown | 25,157 | 11,625 | 46.2 | 1,164 | 173 | 14.9 | 907 | 126 | 13.9 | 2,369 | 1,233 | 52.0 |
| Females | 3,233,931 | 1,481,762 | 45.8 | 3,541 | 2,344 | 66.2 | 877 | 175 | 20.0 | 85,048 | 50,971 | 59.9 |
| 10 to 14 years | 543,343 | 145,452 | 26.8 | 337 | 134 | 39.8 | 22 | 1 | 4.5 | 13,551 | 3,739 | 27.6 |
| 15 to 17 years | 302,887 | 79,431 | 26.2 | 159 | 76 | 47.8 | 25 | 2 | 8.0 | 7,179 | 2,200 | 30.6 |
| 18 to 20 years | 323,346 | 102,461 | 31.2 | 284 | 174 | 61.3 | 113 | 23 | 20.4 | 7,538 | 3,346 | 44.4 |
| 21 to 24 years | 386,790 | 131,742 | 34.1 | 485 | 334 | 68.9 | 262 | 55 | 21.0 | 6,844 | 3,256 | 47.6 |
| 25 to 34 years | 639,359 | 273,664 | 42.8 | 988 | 659 | 66.7 | 351 | 71 | 20.2 | 14,322 | 9,594 | 64.7 |
| 35 to 44 years | 429,442 | 260,304 | 60.6 | 608 | 453 | 74.5 | 68 | 14 | 20.6 | 11,854 | 9,325 | 78.7 |
| 45 to 54 years | 293,688 | 223,555 | 77.8 | 485 | 366 | 75.5 | 19 | 3 | 15.8 | 9,139 | 7,661 | 83.8 |
| 55 to 64 years | 157,579 | 132,777 | 84.3 | 153 | 120 | 78.4 | 3 | 1 | 33.3 | 5,949 | 5,219 | 87.7 |
| 65 years and over | 123,333 | 111,966 | 87.2 | 37 | 28 | 75.7 | 3 | 1 | 33.3 | 5,907 | 5,352 | 90.6 |
| Age unknown | 23,654 | 15,410 | 65.1 | 5 | | | 11 | 4 | 36.4 | 2,265 | 1,279 | 56.5 |

¹Includes all persons of negro descent.

The proportion of illiterates among persons 10 to 14 years of age is less than that for persons 15 to 17 or 18 to 20 years of age, when the illiterate population in 1900 is considered as a whole, but for native whites of native parentage the proportion is slightly larger—4.4 per cent for those 10 to 14 years, as compared with 4.1 per cent for those 15 to 17, and 4.2 per cent for those 18 to 20 years of age. The proportions of illiterates for this element of the population do not vary greatly, however, for the age groups from 10 to 34 years, inclusive, after which the proportion is increased to 6.4 for those 35 to 44 years, to 8 per cent for those in the groups 45 to 54 and 55 to 64 years, and to 10.7 per cent for those 65 years of age and upward. The proportions of illiterate negroes range between 30 and 40 per cent for the age groups from 10 to 34 years, inclusive, and then increase rapidly for the succeeding age periods, being more than one-half of the entire number in the group 35 to 44 years of age, more than two-thirds in the group 45 to 54 years, more than three-fourths in the group 55 to 64 years, and considerably more than four-fifths in the group 65 years and over.

The proportions of illiterates among the Indian population are large for all age groups, ranging from about three-tenths for the earlier periods to about

four-fifths for the period from 45 to 54 years and to very nearly nine-tenths for the period from 65 years and upward.

The proportion of illiterate males is larger than that for females in each age group from 10 to 34 years for native whites of both native and foreign parentage, and from 10 to 24 years for the foreign white and negro elements. There is a slightly smaller proportion of illiterate native white males of native parentage from 21 to 34 years of age than there is for the earlier age groups, while the proportions of illiterate foreign white males for the age groups from 35 to 64 years are somewhat lower than those for the two preceding groups—that is, those comprising persons from 21 to 34 years of age.

The proportion of illiterates in the earlier age groups in 1900 as compared with 1890 is shown by states and territories for each of the four principal elements of the population, in tables LXVII to LXX. The period 15 to 19 years is used in these tables in conformity to the classification of ages at the census of 1890. No presentation of the percentages of illiterates among negro persons 10 to 14 years of age is given for 1890, because the total negro population of those ages was not presented separately at that census.

ILLITERACY.

TABLE LXVII.—Illiterate native white population of native parentage 10 to 14 and 15 to 19 years of age, respectively, by states and territories arranged geographically: 1890 and 1900.

| STATES AND TERRITORIES. | NATIVE WHITE POPULATION OF NATIVE PARENTAGE 10 TO 14 YEARS OF AGE. | | | | | | NATIVE WHITE POPULATION OF NATIVE PARENTAGE 15 TO 19 YEARS OF AGE. | | | | | |
|--------------------------------------|---|--------------|-----------|-----------|--------------|-----------|---|--------------|-----------|-----------|--------------|-----------|
| | 1900 | | | 1890 | | | 1900 | | | 1890 | | |
| | Total. | Illiterates. | | Total. | Illiterates. | | Total. | Illiterates. | | Total. | Illiterates. | |
| | | Number. | Per cent. | | Number. | Per cent. | | Number. | Per cent. | | Number. | Per cent. |
| The United States ¹ | 4,664,461 | 205,800 | 4.4 | 3,964,906 | 267,410 | 6.7 | 4,243,442 | 175,680 | 4.1 | 3,552,524 | 198,867 | 5.6 |
| North Atlantic division..... | 996,851 | 4,128 | 0.4 | 885,269 | 10,373 | 1.2 | 981,213 | 8,101 | 0.9 | 841,998 | 11,450 | 1.4 |
| Maine..... | 41,800 | 400 | 1.0 | 47,113 | 481 | 1.0 | 42,908 | 831 | 1.9 | 47,470 | 730 | 1.5 |
| New Hampshire..... | 17,676 | 72 | 0.4 | 20,320 | 109 | 0.5 | 18,085 | 129 | 0.7 | 21,133 | 159 | 0.8 |
| Vermont..... | 20,358 | 112 | 0.6 | 20,984 | 257 | 1.2 | 19,899 | 291 | 1.5 | 20,672 | 346 | 1.7 |
| Massachusetts..... | 83,404 | 153 | 0.2 | 75,017 | 176 | 0.2 | 82,664 | 263 | 0.3 | 77,216 | 281 | 0.4 |
| Rhode Island..... | 12,138 | 35 | 0.3 | 11,695 | 84 | 0.7 | 12,155 | 65 | 0.5 | 11,511 | 107 | 0.9 |
| Connecticut..... | 32,092 | 60 | 0.2 | 29,464 | 117 | 0.4 | 30,551 | 100 | 0.3 | 29,958 | 182 | 0.6 |
| New York..... | 291,990 | 789 | 0.3 | 244,765 | 2,224 | 0.9 | 266,976 | 1,846 | 0.7 | 229,657 | 2,699 | 1.2 |
| New Jersey..... | 85,277 | 624 | 0.7 | 70,984 | 1,070 | 1.5 | 76,817 | 905 | 1.2 | 66,597 | 1,162 | 1.7 |
| Pennsylvania..... | 412,116 | 1,883 | 0.5 | 364,927 | 5,845 | 1.6 | 381,158 | 3,671 | 1.0 | 337,784 | 5,784 | 1.7 |
| South Atlantic division..... | 724,458 | 71,546 | 9.9 | 652,543 | 96,314 | 14.8 | 664,500 | 60,312 | 9.1 | 556,082 | 64,183 | 11.5 |
| Delaware..... | 12,544 | 256 | 2.0 | 12,544 | 457 | 3.6 | 11,796 | 331 | 2.8 | 11,159 | 396 | 3.5 |
| Maryland..... | 77,661 | 1,468 | 1.9 | 67,945 | 2,543 | 3.8 | 71,935 | 1,793 | 2.5 | 61,284 | 2,449 | 4.0 |
| District of Columbia..... | 11,975 | 29 | 0.2 | 10,613 | 141 | 1.3 | 11,857 | 51 | 0.4 | 10,905 | 119 | 1.1 |
| Virginia..... | 131,418 | 12,180 | 9.3 | 124,011 | 16,279 | 13.1 | 123,105 | 10,923 | 8.9 | 103,557 | 11,429 | 10.5 |
| West Virginia..... | 101,677 | 5,183 | 5.1 | 87,956 | 9,411 | 10.7 | 93,154 | 6,445 | 6.9 | 75,459 | 6,707 | 8.9 |
| North Carolina..... | 152,231 | 25,397 | 16.7 | 137,077 | 29,941 | 21.8 | 137,538 | 20,235 | 14.7 | 112,700 | 19,419 | 17.2 |
| South Carolina..... | 66,104 | 9,942 | 15.0 | 60,400 | 13,067 | 21.6 | 62,552 | 7,897 | 12.6 | 49,281 | 8,093 | 16.4 |
| Georgia..... | 140,317 | 14,868 | 10.6 | 127,963 | 21,719 | 17.0 | 126,127 | 11,073 | 8.8 | 105,904 | 14,035 | 13.3 |
| Florida..... | 30,531 | 2,223 | 7.3 | 24,631 | 2,751 | 11.2 | 26,436 | 1,559 | 5.9 | 20,833 | 1,536 | 7.4 |
| North Central division..... | 1,633,138 | 16,494 | 1.0 | 1,394,822 | 26,146 | 1.9 | 1,479,141 | 18,456 | 1.2 | 1,267,420 | 26,163 | 2.1 |
| Ohio..... | 294,535 | 1,552 | 0.5 | 266,544 | 2,379 | 1.1 | 276,999 | 2,531 | 0.9 | 246,389 | 4,296 | 1.7 |
| Indiana..... | 220,893 | 1,104 | 0.5 | 193,465 | 3,858 | 2.0 | 208,444 | 2,653 | 1.3 | 180,240 | 4,209 | 2.3 |
| Illinois..... | 260,567 | 2,575 | 1.0 | 206,233 | 2,819 | 1.4 | 232,132 | 3,084 | 1.3 | 190,998 | 3,541 | 1.9 |
| Michigan..... | 107,224 | 424 | 0.4 | 95,656 | 955 | 1.0 | 99,167 | 717 | 0.7 | 87,403 | 1,167 | 1.3 |
| Wisconsin..... | 73,320 | 243 | 0.3 | 48,733 | 360 | 0.7 | 62,323 | 330 | 0.5 | 33,094 | 373 | 1.0 |
| Minnesota..... | 49,850 | 124 | 0.2 | 31,281 | 198 | 0.6 | 40,744 | 118 | 0.3 | 27,108 | 145 | 0.5 |
| Iowa..... | 145,072 | 478 | 0.3 | 122,634 | 793 | 0.6 | 131,843 | 646 | 0.5 | 110,698 | 790 | 0.7 |
| Missouri..... | 267,866 | 9,298 | 3.5 | 227,582 | 12,668 | 5.6 | 239,885 | 7,640 | 3.2 | 205,076 | 10,365 | 5.1 |
| North Dakota..... | 7,258 | 14 | 0.2 | 3,468 | 57 | 1.6 | 5,892 | 23 | 0.4 | 2,833 | 20 | 0.7 |
| South Dakota..... | 16,963 | 41 | 0.2 | 13,324 | 133 | 1.0 | 13,840 | 30 | 0.2 | 11,110 | 73 | 0.7 |
| Nebraska..... | 64,972 | 150 | 0.2 | 66,096 | 443 | 0.7 | 57,969 | 155 | 0.3 | 59,269 | 330 | 0.6 |
| Kansas..... | 119,618 | 491 | 0.4 | 119,806 | 973 | 0.8 | 109,898 | 524 | 0.5 | 108,202 | 354 | 0.8 |
| South Central division..... | 1,095,526 | 109,305 | 10.0 | 885,635 | 123,926 | 14.6 | 971,561 | 84,577 | 8.7 | 752,876 | 91,493 | 12.2 |
| Kentucky..... | 204,863 | 16,200 | 8.0 | 179,304 | 22,583 | 12.6 | 181,587 | 17,200 | 9.5 | 157,779 | 20,938 | 13.3 |
| Tennessee..... | 179,762 | 21,324 | 11.9 | 167,814 | 23,945 | 14.3 | 165,503 | 17,387 | 10.5 | 147,723 | 19,730 | 13.4 |
| Alabama..... | 119,054 | 18,684 | 15.7 | 108,122 | 22,923 | 21.2 | 107,794 | 12,486 | 11.6 | 89,412 | 13,681 | 15.3 |
| Mississippi..... | 77,003 | 6,057 | 7.9 | 71,393 | 8,469 | 11.9 | 69,394 | 4,055 | 5.8 | 60,240 | 5,559 | 9.2 |
| Louisiana..... | 74,958 | 13,072 | 17.4 | 57,213 | 15,872 | 27.7 | 63,756 | 11,973 | 18.8 | 46,703 | 11,210 | 24.0 |
| Texas..... | 249,823 | 11,691 | 4.7 | 189,372 | 16,676 | 8.8 | 217,943 | 3,071 | 3.7 | 155,099 | 3,797 | 5.7 |
| Indian Territory..... | 36,652 | 8,345 | 22.8 | | | | 31,734 | 4,459 | 14.1 | | | |
| Oklahoma..... | 33,053 | 889 | 2.3 | 5,909 | 456 | 7.7 | 32,264 | 501 | 1.6 | 4,609 | 124 | 2.7 |
| Arkansas..... | 115,353 | 13,043 | 11.3 | 105,908 | 18,002 | 17.0 | 101,581 | 8,445 | 8.3 | 91,311 | 11,454 | 12.5 |
| Western division..... | 210,417 | 4,262 | 2.0 | 146,737 | 5,651 | 3.9 | 188,533 | 4,059 | 2.2 | 134,148 | 5,578 | 4.2 |
| Montana..... | 8,557 | 22 | 0.3 | 4,159 | 101 | 2.4 | 7,514 | 22 | 0.3 | 3,817 | 49 | 1.3 |
| Wyoming..... | 4,472 | 14 | 0.3 | 2,268 | 58 | 2.6 | 4,133 | 15 | 0.4 | 2,265 | 25 | 1.1 |
| Colorado..... | 30,447 | 535 | 1.8 | 20,457 | 652 | 3.2 | 27,946 | 722 | 2.6 | 20,008 | 733 | 3.7 |
| New Mexico..... | 17,362 | 3,153 | 18.2 | 12,455 | 3,172 | 25.5 | 13,523 | 2,730 | 20.2 | 11,803 | 3,743 | 31.7 |
| Arizona..... | 4,221 | 96 | 2.3 | 2,263 | 105 | 4.6 | 3,655 | 135 | 3.7 | 1,975 | 111 | 5.6 |
| Utah..... | 14,451 | 31 | 0.2 | 7,404 | 250 | 3.4 | 10,526 | 31 | 0.3 | 5,763 | 93 | 1.6 |
| Nevada..... | 1,426 | 5 | 0.4 | 1,434 | 4 | 0.3 | 1,367 | 10 | 0.7 | 1,231 | 10 | 0.8 |
| Idaho..... | 10,499 | 57 | 0.5 | 4,719 | 149 | 3.2 | 3,334 | 31 | 0.4 | 3,845 | 53 | 1.4 |
| Washington..... | 26,833 | 47 | 0.2 | 17,234 | 265 | 1.5 | 24,721 | 39 | 0.2 | 15,162 | 107 | 0.7 |
| Oregon..... | 27,880 | 76 | 0.3 | 23,176 | 333 | 1.5 | 26,426 | 55 | 0.2 | 20,712 | 150 | 0.7 |
| California..... | 64,269 | 226 | 0.4 | 51,113 | 557 | 1.1 | 60,233 | 269 | 0.4 | 47,567 | 504 | 1.1 |
| Alaska..... | 238 | 11 | 4.6 | | | | 244 | 7 | 2.9 | | | |
| Hawaii..... | 3,790 | 54 | 1.4 | | | | 3,833 | 130 | 3.4 | | | |

¹ Includes in 1900 persons in the military and naval service of the United States (including civilian employees, etc.) stationed abroad, not credited to any state or territory.

STATISTICS OF POPULATION.

TABLE LXVIII.—*Illiterate native white population of foreign parentage 10 to 14 and 15 to 19 years of age, respectively, by states and territories arranged geographically: 1890 and 1900.*

| STATES AND TERRITORIES. | NATIVE WHITE POPULATION OF FOREIGN PARENTAGE 10 TO 14 YEARS OF AGE. | | | | | | NATIVE WHITE POPULATION OF FOREIGN PARENTAGE 15 TO 19 YEARS OF AGE. | | | | | |
|--------------------------------------|--|--------------|-----------|-----------|--------------|-----------|--|--------------|-----------|-----------|--------------|-----------|
| | 1900 | | | 1890 | | | 1900 | | | 1890 | | |
| | Total. | Illiterates. | | Total. | Illiterates. | | Total. | Illiterates. | | Total. | Illiterates. | |
| | | Number. | Per cent. | | Number. | Per cent. | | Number. | Per cent. | | Number. | Per cent. |
| The United States ¹ | 1,990,667 | 17,644 | 0.9 | 1,630,687 | 25,553 | 1.6 | 1,750,266 | 21,087 | 1.2 | 1,601,528 | 26,060 | 1.6 |
| North Atlantic division..... | 713,170 | 3,671 | 0.5 | 595,052 | 6,760 | 1.1 | 612,403 | 5,985 | 1.0 | 615,718 | 9,570 | 1.6 |
| Maine..... | 13,489 | 352 | 2.6 | 10,061 | 426 | 4.2 | 11,359 | 696 | 6.1 | 9,619 | 756 | 7.9 |
| New Hampshire..... | 10,421 | 115 | 1.1 | 7,096 | 189 | 2.7 | 8,396 | 282 | 3.4 | 6,585 | 314 | 4.8 |
| Vermont..... | 8,020 | 99 | 1.2 | 8,606 | 304 | 3.5 | 7,691 | 277 | 3.6 | 8,670 | 586 | 6.2 |
| Massachusetts..... | 112,916 | 304 | 0.3 | 86,530 | 392 | 0.5 | 94,835 | 793 | 0.8 | 87,097 | 921 | 1.1 |
| Rhode Island..... | 17,710 | 151 | 0.9 | 13,593 | 319 | 2.3 | 15,765 | 402 | 2.5 | 13,808 | 567 | 4.1 |
| Connecticut..... | 35,052 | 62 | 0.2 | 28,037 | 183 | 0.7 | 29,719 | 205 | 0.7 | 29,189 | 403 | 1.4 |
| New York..... | 277,857 | 702 | 0.3 | 247,534 | 1,966 | 0.8 | 243,109 | 1,390 | 0.6 | 260,548 | 2,701 | 1.0 |
| New Jersey..... | 69,286 | 386 | 0.6 | 53,634 | 607 | 1.1 | 57,685 | 400 | 0.7 | 54,445 | 654 | 1.2 |
| Pennsylvania..... | 168,419 | 1,500 | 0.9 | 139,961 | 2,374 | 1.7 | 143,844 | 1,540 | 1.1 | 145,757 | 2,718 | 1.9 |
| South Atlantic division..... | 40,184 | 544 | 1.4 | 40,511 | 945 | 2.3 | 38,060 | 475 | 1.2 | 43,507 | 773 | 1.8 |
| Delaware..... | 2,412 | 10 | 0.4 | 2,088 | 17 | 0.8 | 2,165 | 17 | 0.8 | 2,391 | 24 | 1.0 |
| Maryland..... | 19,013 | 161 | 0.8 | 19,112 | 291 | 1.5 | 17,847 | 194 | 1.1 | 21,221 | 333 | 1.6 |
| District of Columbia..... | 3,127 | 3 | 0.1 | 3,703 | 23 | 0.6 | 3,365 | 5 | 0.1 | 4,184 | 17 | 0.4 |
| Virginia..... | 3,305 | 49 | 1.5 | 3,394 | 105 | 3.1 | 3,107 | 35 | 1.1 | 3,382 | 55 | 1.6 |
| West Virginia..... | 4,425 | 80 | 1.8 | 5,196 | 155 | 3.0 | 4,820 | 57 | 1.2 | 5,639 | 143 | 2.5 |
| North Carolina..... | 923 | 40 | 4.3 | 936 | 72 | 7.7 | 783 | 31 | 4.0 | 843 | 39 | 4.6 |
| South Carolina..... | 1,170 | 44 | 3.8 | 1,354 | 74 | 5.5 | 1,172 | 23 | 2.0 | 1,396 | 32 | 2.3 |
| Georgia..... | 2,644 | 43 | 1.6 | 2,464 | 102 | 4.1 | 2,438 | 36 | 1.5 | 2,586 | 53 | 2.0 |
| Florida..... | 3,165 | 114 | 3.6 | 2,264 | 106 | 4.7 | 2,363 | 77 | 3.3 | 1,865 | 77 | 4.1 |
| North Central division..... | 1,009,402 | 4,638 | 0.5 | 817,604 | 8,368 | 1.0 | 894,368 | 6,317 | 0.7 | 779,287 | 9,214 | 1.2 |
| Ohio..... | 100,362 | 175 | 0.2 | 103,152 | 550 | 0.5 | 101,512 | 362 | 0.4 | 110,401 | 936 | 0.8 |
| Indiana..... | 35,489 | 210 | 0.6 | 39,827 | 444 | 1.1 | 38,177 | 275 | 0.7 | 43,179 | 532 | 1.2 |
| Illinois..... | 200,059 | 470 | 0.2 | 149,675 | 707 | 0.5 | 171,176 | 711 | 0.4 | 148,564 | 943 | 0.6 |
| Michigan..... | 120,829 | 364 | 0.7 | 89,899 | 1,427 | 1.6 | 102,269 | 1,398 | 1.4 | 80,495 | 1,744 | 2.2 |
| Wisconsin..... | 139,449 | 990 | 0.7 | 113,311 | 1,655 | 1.5 | 122,460 | 1,487 | 1.2 | 106,040 | 2,075 | 2.0 |
| Minnesota..... | 128,115 | 614 | 0.5 | 80,640 | 1,062 | 1.3 | 103,541 | 686 | 0.7 | 69,647 | 885 | 1.3 |
| Iowa..... | 87,144 | 257 | 0.3 | 80,294 | 476 | 0.6 | 82,129 | 338 | 0.4 | 75,140 | 538 | 0.7 |
| Missouri..... | 58,472 | 411 | 0.7 | 62,502 | 799 | 1.3 | 59,892 | 422 | 0.7 | 65,654 | 812 | 1.2 |
| North Dakota..... | 22,346 | 211 | 0.9 | 7,439 | 251 | 3.4 | 14,389 | 126 | 0.9 | 5,245 | 114 | 2.2 |
| South Dakota..... | 25,704 | 136 | 0.5 | 15,947 | 281 | 1.8 | 19,824 | 117 | 0.6 | 11,914 | 97 | 0.8 |
| Nebraska..... | 51,715 | 155 | 0.3 | 37,937 | 379 | 1.0 | 42,560 | 181 | 0.4 | 30,909 | 268 | 0.9 |
| Kansas..... | 39,718 | 145 | 0.4 | 36,981 | 337 | 0.9 | 36,439 | 214 | 0.6 | 32,099 | 270 | 0.8 |
| South Central division..... | 84,857 | 7,405 | 8.7 | 73,245 | 7,307 | 10.0 | 78,509 | 6,759 | 8.6 | 70,388 | 4,918 | 7.0 |
| Kentucky..... | 13,002 | 74 | 0.6 | 16,782 | 302 | 1.8 | 14,452 | 156 | 1.1 | 19,042 | 344 | 1.8 |
| Tennessee..... | 4,221 | 87 | 2.1 | 4,650 | 188 | 4.0 | 4,400 | 77 | 1.8 | 4,707 | 144 | 3.1 |
| Alabama..... | 3,295 | 85 | 2.6 | 2,980 | 211 | 7.1 | 3,017 | 63 | 2.1 | 2,911 | 97 | 3.3 |
| Mississippi..... | 2,059 | 74 | 3.6 | 2,280 | 130 | 5.7 | 2,156 | 62 | 2.9 | 2,279 | 92 | 4.0 |
| Louisiana..... | 9,574 | 511 | 5.3 | 12,269 | 655 | 5.3 | 10,429 | 387 | 3.7 | 14,045 | 493 | 3.5 |
| Texas..... | 42,466 | 6,149 | 14.5 | 30,470 | 5,471 | 18.0 | 35,420 | 5,752 | 16.2 | 23,975 | 3,571 | 14.9 |
| Indian Territory..... | 1,154 | 158 | 13.7 | | | | 1,062 | 102 | 9.6 | | | |
| Oklahoma..... | 4,984 | 76 | 1.5 | 535 | 29 | 5.4 | 3,978 | 38 | 1.0 | 408 | 15 | 3.7 |
| Arkansas..... | 4,102 | 191 | 4.7 | 3,279 | 321 | 9.8 | 3,595 | 122 | 3.4 | 3,021 | 162 | 5.4 |
| Western division..... | 139,670 | 1,215 | 0.9 | 104,275 | 2,173 | 2.1 | 123,150 | 1,352 | 1.1 | 92,628 | 1,585 | 1.7 |
| Montana..... | 8,136 | 41 | 0.5 | 3,078 | 88 | 2.9 | 5,819 | 24 | 0.4 | 2,757 | 30 | 1.1 |
| Wyoming..... | 2,330 | 13 | 0.5 | 1,533 | 67 | 4.4 | 2,436 | 5 | 0.2 | 1,458 | 23 | 1.6 |
| Colorado..... | 15,533 | 50 | 0.3 | 9,202 | 126 | 1.4 | 12,553 | 79 | 0.6 | 8,174 | 96 | 1.2 |
| New Mexico..... | 2,211 | 280 | 12.7 | 1,591 | 268 | 16.8 | 1,746 | 260 | 14.9 | 1,413 | 321 | 22.7 |
| Arizona..... | 3,271 | 403 | 12.3 | 2,186 | 393 | 18.0 | 2,711 | 413 | 15.2 | 1,436 | 264 | 18.4 |
| Utah..... | 17,290 | 33 | 0.2 | 14,904 | 422 | 2.8 | 16,458 | 53 | 0.3 | 12,676 | 191 | 1.5 |
| Nevada..... | 1,395 | 3 | 0.2 | 2,205 | 10 | 0.5 | 1,474 | 6 | 0.4 | 1,782 | 4 | 0.2 |
| Idaho..... | 5,704 | 39 | 0.7 | 2,993 | 105 | 3.5 | 4,854 | 22 | 0.5 | 2,386 | 22 | 0.9 |
| Washington..... | 17,580 | 33 | 0.2 | 8,219 | 121 | 1.5 | 13,217 | 39 | 0.3 | 6,755 | 60 | 0.9 |
| Oregon..... | 11,541 | 20 | 0.2 | 7,437 | 91 | 1.2 | 10,015 | 30 | 0.3 | 6,265 | 44 | 0.7 |
| California..... | 54,179 | 295 | 0.5 | 50,927 | 482 | 0.9 | 51,867 | 421 | 0.8 | 47,576 | 530 | 1.1 |
| Alaska..... | 141 | | | | | | 172 | 2 | 1.2 | | | |
| Hawaii..... | 3,227 | 171 | 5.3 | | | | 1,757 | 192 | 10.9 | | | |

¹ Includes in 1900 persons in the military and naval service of the United States (including civilian employees, etc.) stationed abroad, not credited to any state or territory.

ILLITERACY.

TABLE LXIX.—Illiterate foreign white population 10 to 14 and 15 to 19 years of age, respectively, by states and territories arranged geographically: 1890 and 1900.

| STATES AND TERRITORIES. | FOREIGN WHITE POPULATION 10 TO 14 YEARS OF AGE. | | | | | | FOREIGN WHITE POPULATION 15 TO 19 YEARS OF AGE. | | | | | |
|--------------------------------------|---|--------------|-------|---------|--------------|-------|---|--------------|------|---------|--------------|-------|
| | 1900 | | | 1890 | | | 1900 | | | 1890 | | |
| | Total. | Illiterates. | | Total. | Illiterates. | | Total. | Illiterates. | | Total. | Illiterates. | |
| | Number. | Per cent. | | Number. | Per cent. | | Number. | Per cent. | | Number. | Per cent. | |
| The United States ¹ | 311,891 | 17,399 | 5.6 | 396,379 | 23,535 | 5.9 | 563,527 | 59,666 | 10.6 | 521,295 | 52,636 | 10.1 |
| North Atlantic division..... | 168,883 | 9,395 | 5.5 | 162,246 | 10,925 | 6.7 | 307,752 | 41,684 | 13.5 | 238,344 | 31,647 | 13.3 |
| Maine..... | 4,331 | 492 | 10.2 | 5,051 | 600 | 11.9 | 8,015 | 1,295 | 16.2 | 7,577 | 1,820 | 24.0 |
| New Hampshire..... | 4,747 | 368 | 7.8 | 4,829 | 786 | 16.3 | 8,167 | 1,449 | 17.7 | 8,244 | 2,220 | 26.9 |
| Vermont..... | 1,728 | 75 | 4.3 | 1,966 | 200 | 10.2 | 2,780 | 329 | 11.8 | 2,507 | 445 | 17.8 |
| Massachusetts..... | 30,728 | 1,055 | 3.4 | 28,820 | 982 | 3.4 | 57,570 | 6,102 | 10.6 | 48,262 | 5,316 | 11.0 |
| Rhode Island..... | 6,213 | 502 | 8.1 | 5,952 | 845 | 14.2 | 10,604 | 1,679 | 15.8 | 8,804 | 1,702 | 19.3 |
| Connecticut..... | 8,015 | 305 | 3.8 | 7,440 | 461 | 6.2 | 15,608 | 2,070 | 13.3 | 12,056 | 1,555 | 12.9 |
| New York..... | 66,859 | 3,084 | 4.6 | 56,920 | 3,087 | 5.4 | 120,587 | 15,677 | 13.0 | 86,067 | 10,173 | 11.8 |
| New Jersey..... | 14,369 | 811 | 5.6 | 13,834 | 912 | 6.6 | 25,613 | 3,121 | 12.2 | 18,159 | 1,843 | 10.1 |
| Pennsylvania..... | 31,393 | 2,643 | 8.4 | 37,434 | 3,052 | 8.2 | 58,308 | 9,962 | 16.9 | 46,668 | 6,573 | 14.1 |
| South Atlantic division..... | 6,182 | 478 | 7.7 | 6,471 | 598 | 9.2 | 9,955 | 1,179 | 11.8 | 8,953 | 949 | 10.6 |
| Delaware..... | 388 | 29 | 7.5 | 470 | 24 | 5.1 | 667 | 105 | 15.7 | 623 | 61 | 9.8 |
| Maryland..... | 2,999 | 174 | 5.8 | 3,109 | 337 | 10.8 | 4,856 | 525 | 10.8 | 4,259 | 571 | 13.4 |
| District of Columbia..... | 324 | 11 | 3.4 | 316 | 17 | 5.4 | 610 | 22 | 3.6 | 534 | 24 | 4.5 |
| Virginia..... | 461 | 29 | 6.3 | 494 | 42 | 8.5 | 762 | 78 | 10.2 | 688 | 55 | 8.0 |
| West Virginia..... | 542 | 65 | 12.0 | 616 | 47 | 7.6 | 983 | 247 | 25.1 | 702 | 59 | 8.4 |
| North Carolina..... | 141 | 7 | 5.0 | 103 | 5 | 4.9 | 198 | 13 | 6.6 | 180 | 3 | 1.7 |
| South Carolina..... | 95 | 10 | 10.5 | 86 | 16 | 18.6 | 149 | 12 | 8.1 | 213 | 10 | 4.7 |
| Georgia..... | 360 | 12 | 3.3 | 307 | 20 | 6.5 | 472 | 18 | 3.8 | 456 | 33 | 7.2 |
| Florida..... | 872 | 141 | 16.2 | 970 | 90 | 9.3 | 1,258 | 159 | 12.6 | 1,298 | 133 | 10.2 |
| North Central division..... | 107,687 | 2,631 | 2.4 | 195,504 | 7,362 | 3.8 | 197,081 | 8,864 | 4.5 | 229,519 | 13,176 | 5.7 |
| Ohio..... | 10,739 | 183 | 1.7 | 17,315 | 418 | 2.4 | 19,853 | 1,266 | 6.4 | 20,488 | 1,164 | 5.7 |
| Indiana..... | 2,729 | 54 | 2.0 | 4,563 | 153 | 3.4 | 4,857 | 260 | 5.4 | 5,321 | 280 | 5.3 |
| Illinois..... | 26,989 | 667 | 2.5 | 38,667 | 1,087 | 2.8 | 48,894 | 2,572 | 5.3 | 47,288 | 2,736 | 5.8 |
| Michigan..... | 17,313 | 307 | 1.8 | 32,410 | 1,355 | 4.2 | 29,531 | 1,296 | 4.4 | 35,686 | 2,547 | 7.1 |
| Wisconsin..... | 13,134 | 269 | 2.0 | 24,991 | 977 | 3.9 | 23,153 | 926 | 4.0 | 26,643 | 1,795 | 6.7 |
| Minnesota..... | 12,734 | 238 | 1.9 | 26,083 | 1,129 | 4.3 | 24,720 | 777 | 3.1 | 30,149 | 1,687 | 5.6 |
| Iowa..... | 6,046 | 88 | 1.5 | 14,081 | 344 | 2.4 | 12,465 | 249 | 2.0 | 17,825 | 688 | 3.9 |
| Missouri..... | 3,587 | 163 | 4.5 | 6,956 | 312 | 4.5 | 6,885 | 385 | 5.6 | 8,786 | 474 | 5.4 |
| North Dakota..... | 5,085 | 394 | 7.7 | 6,671 | 445 | 6.7 | 8,234 | 489 | 5.9 | 6,701 | 334 | 5.0 |
| South Dakota..... | 2,690 | 120 | 4.5 | 5,560 | 415 | 7.5 | 4,847 | 209 | 4.3 | 6,555 | 333 | 5.1 |
| Nebraska..... | 4,135 | 75 | 1.8 | 11,356 | 526 | 4.6 | 8,706 | 263 | 3.0 | 15,039 | 769 | 5.1 |
| Kansas..... | 2,506 | 73 | 2.9 | 6,346 | 201 | 2.9 | 4,936 | 172 | 3.5 | 9,038 | 369 | 4.1 |
| South Central division..... | 12,603 | 4,124 | 32.7 | 12,307 | 3,208 | 25.1 | 18,075 | 5,220 | 28.9 | 15,902 | 3,842 | 24.2 |
| Kentucky..... | 617 | 16 | 2.6 | 1,331 | 73 | 5.5 | 1,371 | 73 | 5.3 | 1,748 | 89 | 5.1 |
| Tennessee..... | 441 | 62 | 14.1 | 633 | 48 | 7.6 | 673 | 66 | 9.8 | 797 | 53 | 6.6 |
| Alabama..... | 384 | 35 | 9.1 | 635 | 69 | 10.9 | 738 | 82 | 11.1 | 712 | 38 | 5.3 |
| Mississippi..... | 154 | 25 | 16.2 | 78 | 14 | 17.9 | 225 | 23 | 10.2 | 174 | 18 | 10.3 |
| Louisiana..... | 1,981 | 930 | 46.9 | 961 | 332 | 34.5 | 2,351 | 1,058 | 44.4 | 1,294 | 390 | 30.1 |
| Texas..... | 8,117 | 2,979 | 36.7 | 8,410 | 2,601 | 30.9 | 11,235 | 3,814 | 33.9 | 10,287 | 3,195 | 31.1 |
| Indian Territory..... | 156 | 33 | 21.2 | | | | 233 | 42 | 18.0 | | | |
| Oklahoma..... | 448 | 22 | 4.9 | 117 | 15 | 12.8 | 723 | 27 | 3.7 | 100 | 7 | 7.0 |
| Arkansas..... | 305 | 22 | 7.2 | 642 | 56 | 8.7 | 496 | 35 | 7.1 | 790 | 52 | 6.6 |
| Western division..... | 16,210 | 804 | 5.0 | 19,351 | 1,442 | 7.5 | 28,883 | 2,367 | 8.2 | 28,577 | 3,072 | 10.7 |
| Montana..... | 1,395 | 24 | 1.7 | 1,012 | 61 | 6.0 | 2,473 | 133 | 5.4 | 1,415 | 132 | 9.3 |
| Wyoming..... | 330 | 9 | 2.7 | 616 | 37 | 6.0 | 827 | 67 | 8.1 | 780 | 60 | 7.7 |
| Colorado..... | 2,028 | 91 | 4.5 | 2,729 | 119 | 4.4 | 3,610 | 317 | 8.8 | 3,669 | 238 | 6.5 |
| New Mexico..... | 552 | 163 | 29.5 | 367 | 86 | 23.4 | 641 | 223 | 34.8 | 495 | 147 | 29.7 |
| Arizona..... | 911 | 232 | 25.5 | 1,008 | 463 | 45.9 | 1,418 | 545 | 38.4 | 1,230 | 615 | 50.0 |
| Utah..... | 1,362 | 18 | 1.3 | 2,166 | 205 | 9.5 | 2,250 | 48 | 2.1 | 2,742 | 204 | 7.4 |
| Nevada..... | 66 | 2 | 3.0 | 123 | 6 | 4.9 | 175 | 23 | 13.1 | 342 | 50 | 14.6 |
| Idaho..... | 421 | 10 | 2.4 | 498 | 49 | 9.8 | 809 | 39 | 4.8 | 603 | 62 | 10.3 |
| Washington..... | 2,630 | 36 | 1.4 | 2,902 | 92 | 3.2 | 4,289 | 119 | 2.8 | 3,702 | 252 | 6.8 |
| Oregon..... | 1,256 | 13 | 1.0 | 1,671 | 61 | 3.9 | 2,182 | 44 | 2.0 | 2,297 | 131 | 5.7 |
| California..... | 5,259 | 206 | 3.9 | 6,359 | 263 | 4.1 | 10,209 | 809 | 7.9 | 11,302 | 1,181 | 10.4 |
| Alaska..... | 37 | | | | | | 111 | 29 | 26.1 | | | |
| Hawaii..... | 285 | 27 | 9.5 | | | | 1,143 | 317 | 27.7 | | | |

¹ Includes in 1900 persons in the military and naval service of the United States (including civilian employees, etc.) stationed abroad, not credited to any state or territory.

STATISTICS OF POPULATION.

TABLE LXX.—Illiterate negro population 10 to 14 and 15 to 19 years of age, respectively, by states and territories arranged geographically: 1890 and 1900.

| STATES AND TERRITORIES. | NEGRO POPULATION ¹ 10 TO 14 YEARS OF AGE. | | | | NEGRO POPULATION ¹ 15 TO 19 YEARS OF AGE. | | | | | |
|--------------------------------------|--|--------------|-----------|---------|--|--------------|---------|---------|--------------|-------|
| | 1900 | | | 1890 | 1900 | | | 1890 | | |
| | Total. | Illiterates. | | | Total. | Illiterates. | | Total. | Illiterates. | |
| | | Number. | Per cent. | Number. | | Per cent. | Number. | | Per cent. | |
| The United States ² | 1,092,020 | 328,994 | 30.1 | 411,726 | 982,476 | 312,135 | 31.8 | 871,118 | 371,076 | 42.6 |
| North Atlantic division..... | 28,217 | 682 | 2.4 | 1,724 | 35,610 | 1,953 | 5.5 | 25,987 | 2,377 | 9.1 |
| Maine..... | 113 | 4 | 3.5 | 4 | 122 | 7 | 5.7 | 127 | 18 | 14.2 |
| New Hampshire..... | 48 | 2 | 4.2 | 6 | 66 | 8 | 12.1 | 72 | 9 | 12.5 |
| Vermont..... | 72 | 1 | 1.4 | 6 | 95 | 5 | 5.3 | 102 | 11 | 10.8 |
| Massachusetts..... | 2,201 | 30 | 1.4 | 41 | 2,632 | 107 | 4.1 | 1,926 | 99 | 5.1 |
| Rhode Island..... | 675 | 3 | 0.4 | 18 | 761 | 25 | 3.3 | 668 | 31 | 4.6 |
| Connecticut..... | 1,176 | 9 | 0.8 | 37 | 1,435 | 72 | 5.0 | 1,168 | 54 | 4.6 |
| New York..... | 6,493 | 87 | 1.3 | 366 | 9,394 | 449 | 4.8 | 6,486 | 476 | 7.3 |
| New Jersey..... | 5,402 | 247 | 4.6 | 466 | 6,564 | 496 | 7.6 | 4,980 | 622 | 12.5 |
| Pennsylvania..... | 12,037 | 299 | 2.5 | 780 | 14,441 | 784 | 5.4 | 10,458 | 1,057 | 10.1 |
| South Atlantic division..... | 476,108 | 149,060 | 31.3 | 202,778 | 423,855 | 143,601 | 33.9 | 385,419 | 175,331 | 45.5 |
| Delaware..... | 3,401 | 550 | 16.2 | 1,179 | 3,243 | 673 | 20.8 | 3,088 | 1,039 | 33.6 |
| Maryland..... | 26,539 | 4,056 | 15.3 | 7,804 | 25,312 | 5,132 | 20.3 | 23,653 | 7,702 | 32.6 |
| District of Columbia..... | 7,301 | 355 | 4.9 | 1,051 | 8,970 | 708 | 7.9 | 8,630 | 1,330 | 15.4 |
| Virginia..... | 85,609 | 22,354 | 26.1 | 33,688 | 76,424 | 21,943 | 28.7 | 76,598 | 28,995 | 37.9 |
| West Virginia..... | 4,079 | 491 | 12.0 | 969 | 5,033 | 1,068 | 21.2 | 4,025 | 1,184 | 29.4 |
| North Carolina..... | 81,296 | 25,443 | 31.3 | 37,736 | 74,751 | 23,812 | 31.9 | 69,431 | 30,617 | 44.1 |
| South Carolina..... | 106,982 | 41,535 | 38.8 | 51,548 | 93,535 | 40,224 | 43.0 | 80,587 | 42,441 | 52.7 |
| Georgia..... | 134,540 | 48,406 | 36.0 | 62,838 | 112,431 | 43,631 | 38.8 | 100,227 | 56,118 | 56.0 |
| Florida..... | 26,361 | 5,865 | 22.2 | 5,910 | 24,156 | 6,410 | 26.5 | 19,180 | 5,905 | 30.8 |
| North Central division..... | 49,380 | 2,542 | 5.1 | 5,515 | 50,996 | 3,356 | 6.6 | 47,577 | 5,837 | 12.3 |
| Ohio..... | 9,204 | 137 | 1.5 | 422 | 9,443 | 356 | 3.8 | 9,336 | 643 | 6.9 |
| Indiana..... | 5,682 | 85 | 1.5 | 395 | 5,899 | 291 | 4.9 | 5,022 | 505 | 10.1 |
| Illinois..... | 7,253 | 331 | 4.6 | 413 | 7,983 | 471 | 5.9 | 5,940 | 504 | 8.5 |
| Michigan..... | 1,514 | 20 | 1.3 | 86 | 1,575 | 52 | 3.3 | 1,529 | 120 | 7.8 |
| Wisconsin..... | 198 | 3 | 1.5 | 11 | 230 | 5 | 2.2 | 225 | 14 | 6.2 |
| Minnesota..... | 288 | 2 | 0.7 | 17 | 324 | 5 | 1.5 | 311 | 5 | 1.6 |
| Iowa..... | 1,232 | 31 | 2.5 | 55 | 1,301 | 62 | 4.8 | 1,142 | 59 | 5.2 |
| Missouri..... | 17,328 | 1,786 | 10.3 | 3,634 | 17,674 | 1,878 | 10.6 | 17,059 | 3,465 | 20.3 |
| North Dakota..... | 36 | | | 4 | 23 | | | 38 | 4 | 10.5 |
| South Dakota..... | 40 | | | 3 | 42 | | | 45 | 3 | 6.7 |
| Nebraska..... | 432 | 7 | 1.5 | 48 | 643 | 13 | 2.0 | 370 | 70 | 8.0 |
| Kansas..... | 6,123 | 140 | 2.3 | 427 | 5,899 | 223 | 3.8 | 6,060 | 445 | 7.3 |
| South Central division..... | 536,106 | 176,672 | 33.0 | 201,451 | 469,344 | 163,092 | 34.7 | 410,056 | 187,284 | 45.7 |
| Kentucky..... | 33,155 | 4,952 | 14.9 | 11,405 | 31,333 | 5,939 | 19.1 | 30,467 | 10,785 | 35.4 |
| Tennessee..... | 59,343 | 14,900 | 25.1 | 20,201 | 55,989 | 14,445 | 25.8 | 52,469 | 18,779 | 35.8 |
| Alabama..... | 105,926 | 47,249 | 44.6 | 50,749 | 93,246 | 41,341 | 44.9 | 81,509 | 45,490 | 55.8 |
| Mississippi..... | 118,560 | 37,960 | 32.0 | 39,670 | 102,795 | 36,353 | 35.4 | 90,392 | 40,081 | 44.3 |
| Louisiana..... | 82,803 | 41,125 | 49.7 | 45,379 | 69,091 | 36,543 | 52.9 | 61,940 | 40,162 | 64.8 |
| Texas..... | 82,697 | 14,648 | 17.7 | 18,497 | 69,374 | 15,020 | 21.7 | 55,777 | 18,619 | 33.4 |
| Indian Territory..... | 4,661 | 2,001 | 42.9 | | 4,171 | 1,344 | 32.2 | | | |
| Oklahoma..... | 2,247 | 121 | 5.4 | 65 | 2,114 | 118 | 5.6 | 286 | 27 | 9.4 |
| Arkansas..... | 46,714 | 13,716 | 29.4 | 15,485 | 41,231 | 11,434 | 27.7 | 37,216 | 13,341 | 35.8 |
| Western division..... | 2,179 | 36 | 1.7 | 263 | 2,317 | 92 | 4.0 | 2,079 | 247 | 11.9 |
| Montana..... | 91 | 4 | 4.4 | 24 | 86 | 4 | 4.7 | 59 | 3 | 5.1 |
| Wyoming..... | 45 | | | 5 | 78 | 3 | 3.8 | 54 | 2 | 3.7 |
| Colorado..... | 593 | 3 | 0.5 | 16 | 675 | 8 | 1.2 | 529 | 27 | 5.1 |
| New Mexico..... | 111 | 8 | 7.2 | 78 | 140 | 18 | 12.9 | 175 | 52 | 29.7 |
| Arizona..... | 87 | 9 | 10.3 | 2 | 107 | 10 | 9.3 | 32 | 7 | 21.9 |
| Utah..... | 33 | | | 15 | 44 | | | 41 | 19 | 46.3 |
| Nevada..... | 6 | | | 1 | 7 | 1 | 14.3 | 17 | 7 | 41.2 |
| Idaho..... | 18 | | | 3 | 21 | | | 17 | 4 | 23.5 |
| Washington..... | 154 | | | 5 | 158 | 5 | 3.2 | 94 | 16 | 17.0 |
| Oregon..... | 70 | 2 | 2.9 | 22 | 61 | 3 | 4.9 | 34 | 7 | 8.3 |
| California..... | 971 | 10 | 1.0 | 92 | 940 | 40 | 4.3 | 977 | 103 | 10.5 |
| Alaska..... | | | | | | | | | | |
| Hawaii..... | 24 | 1 | 4.2 | | 19 | | | | | |

¹Includes all persons of negro descent.

²Includes in 1900 persons in the military and naval service of the United States (including civilian employees, etc.) stationed abroad, not credited to any state or territory.

The largest proportions of illiterates among native whites of native parentage from 10 to 14 years of age in 1900 are found in the South Atlantic and South Central divisions. In the several states and territories of these divisions the proportions of illiterates in the age group 10 to 14 years are larger, generally speaking, than those for the same element in the age group 15 to 19 years. This was also true ten years ago, but in each age group the percentage of illiteracy has decreased considerably since 1890. In each of the two Southern divisions, there are about 10 per cent of illiterates among native whites of native parentage from 10 to 14 years of age, as compared with not quite 15 per cent in 1890, while the percentages for those from 15 to 19 years of age are in the two years, respectively, 9.1 and 11.5 for the South Atlantic division and 8.7 and 12.2 for the South Central division.

There is a considerable proportion of illiterates in these two age groups for this same element in New Mexico, and also among native whites of foreign parentage in New Mexico and in Arizona. The proportions for the younger age group are less in each case, however, and the proportions of illiterates in 1900 for both age groups are very much less than they were in 1890.

In the North Atlantic division the proportion of illiterates among foreign whites from 10 to 14 years of age is somewhat less than one-half of that for those from 15 to 19 years of age, and in the states containing the largest proportions of illiterate foreign whites of these ages that for the younger age group is uniformly smaller. There has been a decrease since 1890 in the proportion of illiterates from 10 to 14 years of age among foreign whites in all the states of the division, with the exception of Massachusetts and Pennsylvania, but for those from 15 to 19 years the proportions have increased slightly since 1890 in Connecticut, New York, New Jersey, and Pennsylvania.

The proportion of illiterate negroes from 10 to 14 years of age is less in 1900 than that of those from 15 to 19 years of age in all the Southern states except Arkansas and Indian Territory, and in all these states the proportions in 1900 for those from 15 to 19 years of age are very much less than they were in 1890. No direct comparison can be made for illiterate negroes from 10 to 14 years of age, as previously explained.

The relative proportions of illiterates among the native white, foreign white, and colored elements of the population in 1900 are shown, for all cities having 25,000 inhabitants or more, in table LXXI.

TABLE LXXI.—*Illiterate native white, foreign white, and colored population 10 years of age and over, for cities having 25,000 inhabitants or more: 1900.*

| CITIES. | POPULATION 10 YEARS OF AGE AND OVER. | | | NATIVE WHITE POPULATION 10 YEARS OF AGE AND OVER. | | | FOREIGN WHITE POPULATION 10 YEARS OF AGE AND OVER. | | | COLORED POPULATION ¹ 10 YEARS OF AGE AND OVER. | | |
|-----------------------|--------------------------------------|--------------|-----------|---|--------------|-----------|--|--------------|-----------|---|--------------|-----------|
| | Total. | Illiterates. | | Total. | Illiterates. | | Total. | Illiterates. | | Total. | Illiterates. | |
| | | Number. | Per cent. | | Number. | Per cent. | | Number. | Per cent. | | Number. | Per cent. |
| Alabama: | | | | | | | | | | | | |
| Birmingham | 31,285 | 5,986 | 19.1 | 15,816 | 212 | 1.3 | 1,733 | 241 | 13.9 | 13,736 | 5,583 | 40.3 |
| Mobile | 31,213 | 6,493 | 20.8 | 15,190 | 184 | 1.2 | 1,994 | 122 | 6.1 | 14,034 | 6,187 | 44.1 |
| Montgomery | 24,230 | 6,478 | 26.7 | 9,842 | 149 | 1.5 | 640 | 14 | 2.2 | 13,748 | 6,315 | 45.9 |
| Arkansas: | | | | | | | | | | | | |
| Little Rock | 31,016 | 3,863 | 12.5 | 16,865 | 432 | 2.6 | 2,063 | 117 | 5.7 | 12,088 | 3,314 | 27.4 |
| California: | | | | | | | | | | | | |
| Los Angeles | 85,407 | 1,956 | 2.3 | 63,831 | 404 | 0.6 | 17,667 | 938 | 5.3 | 3,909 | 614 | 15.7 |
| Oakland | 55,634 | 1,614 | 2.9 | 37,532 | 85 | 0.2 | 16,075 | 1,268 | 7.9 | 2,027 | 261 | 12.9 |
| Sacramento | 24,851 | 847 | 3.4 | 17,770 | 49 | 0.3 | 5,384 | 290 | 5.4 | 1,697 | 508 | 29.9 |
| San Francisco | 288,995 | 8,960 | 3.1 | 169,417 | 388 | 0.2 | 103,370 | 5,743 | 5.6 | 16,208 | 2,329 | 17.5 |
| Colorado: | | | | | | | | | | | | |
| Denver | 109,522 | 1,979 | 1.8 | 81,165 | 174 | 0.2 | 24,647 | 1,396 | 5.7 | 3,710 | 409 | 11.0 |
| Pueblo | 22,493 | 1,209 | 5.4 | 16,862 | 144 | 0.9 | 4,567 | 859 | 18.8 | 1,064 | 206 | 19.4 |
| Connecticut: | | | | | | | | | | | | |
| Bridgeport | 56,775 | 2,999 | 5.3 | 34,035 | 139 | 0.4 | 21,695 | 2,727 | 12.6 | 1,045 | 133 | 12.7 |
| Hartford | 65,282 | 3,511 | 5.4 | 40,443 | 92 | 0.2 | 23,123 | 3,232 | 14.2 | 1,716 | 137 | 8.0 |
| New Britain | 20,213 | 1,572 | 7.8 | 11,010 | 26 | 0.2 | 9,087 | 1,532 | 16.9 | 116 | 14 | 12.1 |
| New Haven | 86,540 | 4,875 | 5.6 | 54,136 | 143 | 0.3 | 29,901 | 4,465 | 14.9 | 2,503 | 267 | 10.7 |
| Waterbury | 35,666 | 2,036 | 5.7 | 20,306 | 37 | 0.2 | 14,874 | 1,959 | 13.2 | 486 | 40 | 8.2 |
| Delaware: | | | | | | | | | | | | |
| Wilmington | 61,294 | 5,051 | 8.2 | 42,950 | 642 | 1.5 | 10,261 | 2,013 | 19.7 | 3,033 | 2,391 | 29.6 |
| District of Columbia: | | | | | | | | | | | | |
| Washington | 231,837 | 20,028 | 8.6 | 140,114 | 1,133 | 0.8 | 19,309 | 1,342 | 7.0 | 72,414 | 17,543 | 24.2 |
| Florida: | | | | | | | | | | | | |
| Jacksonville | 22,780 | 3,204 | 14.1 | 8,732 | 82 | 0.9 | 1,010 | 63 | 6.7 | 13,038 | 3,054 | 23.4 |

¹ Persons of negro descent, Chinese, Japanese, and Indians.

STATISTICS OF POPULATION.

TABLE LXXI.—Illiterate native white, foreign white, and colored population 10 years of age and over, for cities having 25,000 inhabitants or more: 1900—Continued.

| CITIES. | POPULATION 10 YEARS OF AGE AND OVER. | | | NATIVE WHITE POPULATION 10 YEARS OF AGE AND OVER. | | | FOREIGN WHITE POPULATION 10 YEARS OF AGE AND OVER. | | | COLORED POPULATION ¹ 10 YEARS OF AGE AND OVER. | | |
|---------------------|--------------------------------------|--------------|-----------|---|--------------|-----------|--|--------------|-----------|---|--------------|-----------|
| | Total. | Illiterates. | | Total. | Illiterates. | | Total. | Illiterates. | | Total. | Illiterates. | |
| | | Number. | Per cent. | | Number. | Per cent. | | Number. | Per cent. | | Number. | Per cent. |
| Georgia: | | | | | | | | | | | | |
| Atlanta..... | 72,162 | 11,406 | 15.8 | 40,956 | 1,079 | 2.6 | 2,410 | 208 | 8.6 | 28,796 | 10,119 | 35.1 |
| Augusta..... | 31,687 | 6,879 | 21.7 | 15,789 | 1,040 | 6.6 | 945 | 58 | 6.1 | 14,908 | 5,781 | 38.8 |
| Savannah..... | 44,020 | 8,368 | 19.0 | 17,628 | 225 | 1.3 | 3,266 | 258 | 7.9 | 23,126 | 7,885 | 34.1 |
| Hawaii: | | | | | | | | | | | | |
| Honolulu..... | 31,662 | 6,580 | 20.6 | 13,582 | 689 | 5.1 | 4,883 | 1,636 | 33.5 | 13,197 | 4,205 | 31.9 |
| Illinois: | | | | | | | | | | | | |
| Chicago..... | 1,320,825 | 51,142 | 3.9 | 716,071 | 1,781 | 0.2 | 576,492 | 47,088 | 8.2 | 28,262 | 2,278 | 8.0 |
| East St. Louis..... | 23,258 | 1,560 | 6.7 | 17,893 | 318 | 1.8 | 3,866 | 845 | 21.9 | 1,499 | 397 | 26.5 |
| Joliet..... | 22,808 | 1,465 | 6.4 | 13,884 | 66 | 0.5 | 8,361 | 1,294 | 15.5 | 563 | 105 | 18.7 |
| Peoria..... | 46,099 | 1,020 | 2.2 | 36,058 | 307 | 0.9 | 8,825 | 490 | 5.6 | 1,221 | 223 | 18.3 |
| Quincy..... | 29,408 | 1,111 | 3.8 | 22,763 | 295 | 1.3 | 4,932 | 384 | 7.8 | 1,713 | 432 | 25.2 |
| Rockford..... | 24,594 | 503 | 2.0 | 15,165 | 31 | 0.2 | 9,242 | 454 | 4.9 | 187 | 18 | 9.6 |
| Springfield..... | 27,540 | 1,214 | 4.4 | 21,122 | 202 | 1.0 | 4,589 | 679 | 14.8 | 1,829 | 333 | 18.2 |
| Indiana: | | | | | | | | | | | | |
| Evansville..... | 47,519 | 2,790 | 5.9 | 35,764 | 612 | 1.7 | 5,598 | 588 | 9.6 | 6,157 | 1,640 | 26.6 |
| Fort Wayne..... | 35,928 | 653 | 1.8 | 28,976 | 247 | 0.9 | 6,710 | 379 | 5.6 | 242 | 27 | 11.2 |
| Indianapolis..... | 139,373 | 6,004 | 4.3 | 108,916 | 1,363 | 1.3 | 16,934 | 1,882 | 11.1 | 13,523 | 2,769 | 20.4 |
| South Bend..... | 27,312 | 1,197 | 4.3 | 18,951 | 166 | 0.9 | 8,372 | 1,006 | 12.0 | 489 | 25 | 5.1 |
| Terre Haute..... | 29,908 | 1,104 | 3.7 | 25,723 | 620 | 2.4 | 2,936 | 254 | 8.7 | 1,244 | 230 | 18.5 |
| Iowa: | | | | | | | | | | | | |
| Cedar Rapids..... | 20,577 | 434 | 2.1 | 15,944 | 102 | 0.6 | 4,443 | 311 | 7.0 | 190 | 21 | 11.1 |
| Council Bluffs..... | 20,168 | 462 | 2.3 | 16,266 | 173 | 1.1 | 3,695 | 248 | 6.7 | 207 | 41 | 19.8 |
| Davenport..... | 28,288 | 489 | 1.7 | 19,454 | 70 | 0.4 | 8,416 | 373 | 4.4 | 418 | 46 | 11.0 |
| Des Moines..... | 50,438 | 1,008 | 2.0 | 41,131 | 289 | 0.7 | 7,859 | 538 | 6.8 | 1,448 | 176 | 12.2 |
| Dubuque..... | 29,168 | 535 | 1.8 | 22,145 | 85 | 0.4 | 6,925 | 441 | 6.4 | 98 | 9 | 9.2 |
| Sioux City..... | 25,695 | 350 | 1.4 | 18,925 | 94 | 0.5 | 6,526 | 223 | 3.4 | 244 | 33 | 13.5 |
| Kansas: | | | | | | | | | | | | |
| Kansas City..... | 39,999 | 2,237 | 5.6 | 28,336 | 313 | 1.1 | 6,290 | 605 | 9.6 | 5,373 | 1,319 | 24.5 |
| Topeka..... | 27,432 | 1,101 | 4.0 | 20,378 | 105 | 0.5 | 3,121 | 233 | 7.5 | 3,933 | 763 | 19.4 |
| Kentucky: | | | | | | | | | | | | |
| Covington..... | 34,206 | 1,526 | 4.5 | 26,768 | 335 | 1.3 | 5,293 | 470 | 8.9 | 2,145 | 721 | 33.6 |
| Lexington..... | 22,235 | 3,128 | 14.1 | 12,838 | 170 | 1.3 | 908 | 76 | 8.4 | 8,489 | 2,882 | 33.9 |
| Louisville..... | 166,341 | 14,567 | 8.8 | 111,624 | 1,866 | 1.7 | 21,263 | 2,304 | 10.8 | 33,454 | 10,397 | 31.1 |
| Newport..... | 22,509 | 641 | 2.8 | 18,109 | 188 | 1.0 | 4,061 | 367 | 9.0 | 339 | 86 | 25.4 |
| Louisiana: | | | | | | | | | | | | |
| New Orleans..... | 225,832 | 30,820 | 13.6 | 133,702 | 2,729 | 2.0 | 29,120 | 5,333 | 18.3 | 63,010 | 22,758 | 36.1 |
| Maine: | | | | | | | | | | | | |
| Portland..... | 41,665 | 1,591 | 3.8 | 31,305 | 133 | 0.4 | 10,094 | 1,427 | 14.1 | 266 | 31 | 11.7 |
| Maryland: | | | | | | | | | | | | |
| Baltimore..... | 407,343 | 29,148 | 7.2 | 274,490 | 3,526 | 1.3 | 66,751 | 8,585 | 12.9 | 66,102 | 17,037 | 25.8 |
| Massachusetts: | | | | | | | | | | | | |
| Boston..... | 454,635 | 23,320 | 5.1 | 252,702 | 577 | 0.2 | 190,781 | 21,557 | 11.3 | 11,152 | 1,186 | 10.6 |
| Brockton..... | 32,245 | 1,033 | 3.2 | 22,711 | 57 | 0.3 | 9,243 | 933 | 10.1 | 291 | 43 | 14.8 |
| Cambridge..... | 73,901 | 3,338 | 4.6 | 41,428 | 132 | 0.3 | 29,282 | 2,900 | 9.9 | 3,191 | 356 | 11.2 |
| Chelsea..... | 26,899 | 1,329 | 4.9 | 15,615 | 46 | 0.3 | 10,649 | 1,208 | 11.3 | 635 | 75 | 11.8 |
| Fall River..... | 81,212 | 12,110 | 14.9 | 33,433 | 659 | 2.0 | 47,411 | 11,403 | 24.1 | 368 | 43 | 13.0 |
| Fitchburg..... | 24,639 | 1,610 | 6.5 | 14,128 | 133 | 1.0 | 10,422 | 1,464 | 14.0 | 89 | 8 | 9.0 |
| Gloucester..... | 21,123 | 1,151 | 5.4 | 12,462 | 52 | 0.4 | 8,590 | 1,061 | 12.6 | 71 | 13 | 25.4 |
| Haverhill..... | 30,234 | 1,540 | 5.1 | 21,614 | 77 | 0.4 | 8,269 | 1,414 | 17.1 | 351 | 49 | 14.0 |
| Holyoke..... | 35,045 | 4,001 | 11.4 | 16,739 | 260 | 1.6 | 18,247 | 3,733 | 20.5 | 59 | 8 | 13.6 |
| Lawrence..... | 49,917 | 4,191 | 8.4 | 22,352 | 113 | 0.5 | 27,434 | 4,062 | 14.8 | 131 | 16 | 12.2 |
| Lowell..... | 77,430 | 6,843 | 8.8 | 37,813 | 403 | 1.1 | 39,440 | 6,412 | 16.3 | 177 | 28 | 15.8 |
| Lynn..... | 56,179 | 1,540 | 2.7 | 38,415 | 106 | 0.3 | 17,100 | 1,323 | 7.7 | 664 | 111 | 16.7 |
| Malden..... | 27,123 | 664 | 2.4 | 17,502 | 37 | 0.2 | 9,262 | 589 | 6.4 | 369 | 38 | 10.6 |
| New Bedford..... | 49,540 | 6,055 | 12.2 | 24,060 | 392 | 1.6 | 23,944 | 5,423 | 22.7 | 1,536 | 235 | 15.3 |
| Newton..... | 27,621 | 832 | 3.0 | 17,344 | 20 | 0.1 | 9,806 | 778 | 7.9 | 471 | 34 | 7.2 |
| Salem..... | 28,683 | 2,121 | 7.4 | 18,100 | 126 | 0.7 | 10,373 | 1,979 | 19.1 | 190 | 16 | 8.4 |

¹ Persons of negro descent, Chinese, Japanese, and Indians.

ILLITERACY.

TABLE LXXI.—Illiterate native white, foreign white, and colored population 10 years of age and over, for cities having 25,000 inhabitants or more: 1900—Continued.

| CITIES. | POPULATION 10 YEARS OF AGE AND OVER. | | | NATIVE WHITE POPULATION 10 YEARS OF AGE AND OVER. | | | FOREIGN WHITE POPULATION 10 YEARS OF AGE AND OVER. | | | COLORED POPULATION ¹ 10 YEARS OF AGE AND OVER. | | |
|--------------------------|--------------------------------------|--------------|-----------|---|--------------|-----------|--|--------------|-----------|---|--------------|-----------|
| | Total. | Illiterates. | | Total. | Illiterates. | | Total. | Illiterates. | | Total. | Illiterates. | |
| | | Number. | Per cent. | | Number. | Per cent. | | Number. | Per cent. | | Number. | Per cent. |
| Massachusetts—Continued. | | | | | | | | | | | | |
| Somerville..... | 49,489 | 1,318 | 2.7 | 32,448 | 48 | 0.1 | 16,811 | 1,243 | 7.4 | 180 | 27 | 15.0 |
| Springfield..... | 50,221 | 2,127 | 4.2 | 35,308 | 172 | 0.5 | 14,005 | 1,866 | 13.3 | 913 | 89 | 9.7 |
| Taunton..... | 25,010 | 1,788 | 7.1 | 16,059 | 110 | 0.7 | 8,736 | 1,606 | 18.4 | 215 | 72 | 33.5 |
| Worcester..... | 94,323 | 4,580 | 4.9 | 56,704 | 467 | 0.8 | 36,597 | 4,009 | 11.0 | 1,022 | 104 | 10.2 |
| Michigan: | | | | | | | | | | | | |
| Bay City..... | 21,287 | 1,265 | 5.9 | 12,812 | 190 | 1.5 | 8,356 | 1,064 | 12.7 | 119 | 11 | 9.2 |
| Detroit..... | 223,413 | 9,062 | 4.1 | 125,989 | 664 | 0.5 | 93,912 | 8,119 | 8.6 | 3,512 | 279 | 7.9 |
| Grand Rapids..... | 69,473 | 2,136 | 3.1 | 45,480 | 212 | 0.5 | 23,452 | 1,878 | 8.0 | 541 | 51 | 9.4 |
| Jackson..... | 21,249 | 366 | 1.7 | 17,038 | 59 | 0.3 | 3,729 | 247 | 6.6 | 437 | 60 | 13.7 |
| Saginaw..... | 34,199 | 1,028 | 3.0 | 22,578 | 180 | 0.8 | 11,809 | 829 | 7.3 | 317 | 19 | 6.0 |
| Minnesota: | | | | | | | | | | | | |
| Duluth..... | 40,744 | 1,495 | 3.7 | 19,795 | 126 | 0.6 | 20,578 | 1,380 | 6.5 | 371 | 39 | 10.5 |
| Minneapolis..... | 160,980 | 2,977 | 1.8 | 99,323 | 243 | 0.2 | 60,273 | 2,641 | 4.4 | 1,384 | 93 | 6.7 |
| St. Paul..... | 128,260 | 3,956 | 3.1 | 79,929 | 230 | 0.3 | 46,314 | 3,570 | 7.7 | 2,017 | 156 | 7.7 |
| Missouri: | | | | | | | | | | | | |
| Joplin..... | 20,452 | 516 | 2.5 | 18,911 | 363 | 1.9 | 878 | 38 | 4.3 | 663 | 110 | 16.6 |
| Kansas City..... | 135,903 | 5,258 | 3.9 | 102,507 | 692 | 0.7 | 18,099 | 1,593 | 8.8 | 15,297 | 2,973 | 19.4 |
| St. Joseph..... | 32,022 | 1,742 | 2.1 | 68,509 | 387 | 0.6 | 8,266 | 553 | 6.7 | 5,247 | 802 | 15.3 |
| St. Louis..... | 459,588 | 20,359 | 4.4 | 318,662 | 3,014 | 0.9 | 110,021 | 10,764 | 9.8 | 30,905 | 6,581 | 21.3 |
| Montana: | | | | | | | | | | | | |
| Butte..... | 24,967 | 592 | 2.4 | 14,659 | 36 | 0.2 | 9,795 | 459 | 4.7 | 513 | 97 | 18.9 |
| Nebraska: | | | | | | | | | | | | |
| Lincoln..... | 32,712 | 607 | 1.9 | 26,911 | 79 | 0.3 | 5,085 | 455 | 8.9 | 716 | 78 | 10.2 |
| Omaha..... | 33,131 | 1,662 | 2.0 | 56,900 | 130 | 0.2 | 23,193 | 1,189 | 5.1 | 3,088 | 343 | 11.1 |
| South Omaha..... | 19,340 | 475 | 2.4 | 13,800 | 37 | 0.3 | 5,503 | 398 | 7.2 | 537 | 40 | 7.4 |
| New Hampshire: | | | | | | | | | | | | |
| Manchester..... | 45,487 | 4,055 | 8.9 | 22,640 | 974 | 1.2 | 22,788 | 3,766 | 16.5 | 59 | 15 | 25.4 |
| New Jersey: | | | | | | | | | | | | |
| Atlantic City..... | 23,260 | 1,145 | 4.9 | 14,335 | 281 | 1.6 | 3,043 | 410 | 13.5 | 5,882 | 504 | 8.6 |
| Bayonne..... | 23,953 | 2,092 | 8.7 | 13,164 | 66 | 0.5 | 10,482 | 1,973 | 18.8 | 307 | 53 | 17.3 |
| Camden..... | 60,416 | 2,414 | 4.0 | 45,925 | 607 | 1.3 | 9,860 | 768 | 7.8 | 4,631 | 1,039 | 22.4 |
| Elizabeth..... | 40,012 | 2,542 | 6.4 | 24,598 | 106 | 0.4 | 14,483 | 2,290 | 15.8 | 931 | 146 | 15.7 |
| Hoboken..... | 45,307 | 1,607 | 3.5 | 24,265 | 76 | 0.3 | 20,903 | 1,508 | 7.2 | 139 | 23 | 16.5 |
| Jersey City..... | 153,847 | 7,171 | 4.5 | 98,257 | 335 | 0.3 | 57,283 | 6,518 | 11.4 | 3,307 | 318 | 9.6 |
| Newark..... | 191,935 | 11,715 | 6.1 | 116,675 | 738 | 0.6 | 69,457 | 10,218 | 14.7 | 5,803 | 759 | 13.1 |
| Passaic..... | 21,669 | 3,225 | 14.9 | 8,855 | 48 | 0.5 | 12,436 | 3,101 | 24.9 | 378 | 76 | 20.1 |
| Paterson..... | 81,936 | 5,191 | 6.3 | 43,223 | 582 | 1.3 | 37,601 | 4,346 | 11.6 | 1,112 | 263 | 23.7 |
| Trenton..... | 57,980 | 3,855 | 6.6 | 39,649 | 566 | 1.4 | 16,410 | 2,896 | 17.6 | 1,921 | 393 | 20.5 |
| New York: | | | | | | | | | | | | |
| Albany..... | 78,693 | 2,181 | 2.8 | 60,100 | 356 | 0.6 | 17,533 | 1,755 | 10.0 | 1,060 | 70 | 6.6 |
| Auburn..... | 25,527 | 723 | 2.8 | 19,709 | 101 | 0.5 | 5,359 | 569 | 10.6 | 459 | 53 | 11.5 |
| Binghamton..... | 33,556 | 712 | 2.1 | 28,923 | 95 | 0.3 | 4,204 | 581 | 13.8 | 429 | 36 | 8.4 |
| Buffalo..... | 271,246 | 13,152 | 4.8 | 168,136 | 909 | 0.5 | 101,521 | 12,142 | 12.0 | 1,589 | 101 | 6.4 |
| Elmira..... | 30,056 | 942 | 3.1 | 23,925 | 169 | 0.7 | 5,426 | 672 | 12.4 | 705 | 101 | 14.3 |
| New York..... | 2,635,168 | 181,835 | 6.8 | 1,398,924 | 5,344 | 0.4 | 1,227,469 | 170,638 | 13.9 | 58,775 | 5,853 | 10.0 |
| Rochester..... | 131,132 | 3,499 | 2.7 | 90,540 | 296 | 0.3 | 40,067 | 3,174 | 7.9 | 525 | 29 | 5.5 |
| Schenectady..... | 25,733 | 1,265 | 4.9 | 18,593 | 118 | 0.6 | 6,997 | 1,126 | 16.1 | 143 | 21 | 14.7 |
| Syracuse..... | 88,565 | 2,800 | 3.2 | 64,349 | 451 | 0.7 | 23,310 | 2,264 | 9.7 | 906 | 85 | 9.4 |
| Troy..... | 50,367 | 2,301 | 4.6 | 35,858 | 292 | 0.8 | 14,132 | 1,980 | 14.0 | 377 | 29 | 7.7 |
| Utica..... | 45,894 | 2,471 | 5.4 | 32,494 | 328 | 1.0 | 13,188 | 2,104 | 16.0 | 212 | 39 | 18.4 |
| Yonkers..... | 37,097 | 1,698 | 4.6 | 21,826 | 56 | 0.3 | 14,368 | 1,559 | 10.9 | 908 | 83 | 9.2 |
| Ohio: | | | | | | | | | | | | |
| Akron..... | 34,246 | 719 | 2.1 | 26,831 | 118 | 0.4 | 6,996 | 560 | 8.0 | 419 | 41 | 9.8 |
| Canton..... | 24,471 | 462 | 1.9 | 20,387 | 115 | 0.6 | 3,969 | 332 | 8.4 | 115 | 15 | 13.0 |
| Cincinnati..... | 263,908 | 8,848 | 3.4 | 193,846 | 1,262 | 0.7 | 57,578 | 5,114 | 8.9 | 12,484 | 2,472 | 19.8 |
| Cleveland..... | 297,681 | 14,091 | 4.7 | 170,306 | 568 | 0.3 | 122,078 | 13,004 | 10.7 | 5,297 | 519 | 9.8 |
| Columbus..... | 104,216 | 3,290 | 3.2 | 85,014 | 1,065 | 1.3 | 12,196 | 1,109 | 9.1 | 7,006 | 1,116 | 15.9 |
| Dayton..... | 69,602 | 1,797 | 2.6 | 56,807 | 519 | 0.9 | 9,907 | 918 | 9.3 | 2,888 | 360 | 12.5 |
| Springfield..... | 31,370 | 1,239 | 3.9 | 24,579 | 279 | 1.1 | 3,287 | 443 | 13.5 | 3,504 | 517 | 14.8 |
| Toledo..... | 103,746 | 3,865 | 3.7 | 74,979 | 818 | 1.1 | 27,255 | 2,879 | 10.6 | 1,512 | 168 | 11.1 |
| Youngstown..... | 34,853 | 2,759 | 7.9 | 22,122 | 135 | 0.6 | 11,970 | 2,531 | 21.1 | 761 | 93 | 12.2 |

¹ Persons of negro descent, Chinese, Japanese, and Indians.

STATISTICS OF POPULATION.

TABLE LXXI.—*Illiterate native white, foreign white, and colored population 10 years of age and over, for cities having 25,000 inhabitants or more: 1900—Continued.*

| CITIES. | POPULATION 10 YEARS OF AGE AND OVER. | | | NATIVE WHITE POPULATION 10 YEARS OF AGE AND OVER. | | | FOREIGN WHITE POPULATION 10 YEARS OF AGE AND OVER. | | | COLORED POPULATION ¹ 10 YEARS OF AGE AND OVER. | | | | | | | | | | | | | | | | | | | | | | | | | | | | | | | | | | | | | | | | | | | | | | | | | | | | | | | | | | | | | | | | | | | | | | | | | | | | | | | | | | | | | | | | | | | | | | | | | | | | | | | | | | | | | | | | | | | | | | | | | | | | | | | | | | | | | | | | | | | | | | | | | | | | | | | | | | | | | | | | | | | | | | | | | | | | | | | | | | | | | | | | | | | | | | | | | | | | | | | | | | | | | | | | | | | | | | | | | | | | | | | | | | | | | | | | | | | | | | | | | | | | | | | | | | | | | | | | | | | | | | | | | | | | | | | | | | | | | | | | | | | | | | | | | | | | | | | | | | | | | | | | | | | | | | | | | | | | | | | | | | | | | | | | | | | | | | | | | | | | | | | | | | | | | | | | | | | | | | | | | | | | | | | | | | | | | | | | | | | | | | | | | | | | | | | | | | | | | | | | | | | | | | | | | | | | | | | | | | | | | | | | | | | | | | | | | | | | | | | | | | | | | | | | | | | | | | | | | | | | | | | | | | | | | | | | | | | | | | | | | | | | | | | | | | | | | | | | | | | | | | | | | | | | | | | | | | | | | | | | | | | | | | | | | | | | | | | | | | | | | | | | | | | | | | | | | | | | | | | | | | | | | | | | | | | | | | | | | | | | | | | | | | | | | | | | | | | | | | | | | | | | | | | | | | | | | | | | | | | | | | | | | | | | | | | | | | | | | | | | | | | | | | | | | | | | | | | | | | | | | | | | | | | | | | | | | | | | | | | | | | | | | | | | | | | | | | | | | | | | | | | | |
|---------------------|--------------------------------------|--------------|-----------|---|--------------|-----------|--|--------------|-----------|---|--------------|-----------|---------------------|---------|-------|------|--------|-----|-----|--------|-------|------|--------|-------|------|-----------------|---------|--------|------|---------|-------|-----|--------|-------|------|--------|-------|------|------------------|---------|--------|------|--------|-----|-----|--------|-------|------|--------|--------|------|-----------------|---------|-------|------|---------|-------|-----|--------|-------|------|--------|-------|------|------------------|--------|--------|------|--------|-------|-----|--------|-------|------|--------|--------|------|----------------|--------|-------|------|--------|-------|-----|--------|-------|------|--------|-------|------|---------------------|--------|-------|------|--------|-----|-----|--------|-----|------|--------|-------|------|----------------|---------|-------|------|---------|-------|-----|--------|-------|------|-------|-------|------|-----------------|--------|--------|------|--------|-----|-----|-------|-----|------|--------|--------|------|------------------|--------|-------|------|--------|-------|-----|-------|-------|------|--------|-------|------|----------------|---------|-------|------|---------|-----|-----|--------|-------|------|--------|-------|------|---------------------|-----------|--------|------|---------|-------|-----|---------|--------|------|--------|-------|------|-----------------|---------|--------|-----|---------|-------|-----|--------|--------|------|--------|-------|------|---------------------|-----------|--------|------|---------|-------|-----|---------|--------|------|--------|-------|------|----------------|---------|--------|------|---------|-------|-----|--------|--------|------|--------|-------|------|------------------|--------|-------|------|--------|-------|-----|--------|-------|------|--------|-------|------|-------------------|--------|-------|------|--------|-----|-----|--------|-------|------|--------|-------|------|---------------------|--------|-------|-----|--------|-----|-----|--------|-------|------|-----|-----|------|-------------------|---------|-------|-----|---------|-----|-----|--------|-------|-----|-------|-----|------|----------------|--------|-------|------|--------|-----|-----|--------|-------|------|--------|-------|------|-----------------|---------|--------|------|--------|-----|-----|--------|-------|------|--------|-------|------|-----------------|--------|-------|------|--------|-----|-----|--------|-------|------|-----|----|------|-----------------|---------|--------|-----|--------|-----|-----|--------|-------|------|-------|-----|------|-----------------|---------|-------|------|---------|-----|-----|--------|-------|------|--------|-------|------|-----------------|--------|-----|-----|--------|----|-----|--------|-----|-----|-------|-----|------|------------------|---------|-------|------|---------|-----|-----|--------|-------|------|--------|-------|------|----------------|--------|-------|------|--------|-------|-----|--------|-----|------|-------|-------|------|------------------|--------|--------|------|--------|-----|-----|-------|-----|------|--------|--------|------|----------------|--------|-------|------|--------|-------|-----|--------|-----|-----|--------|-------|------|----------------|---------|--------|------|---------|-----|-----|--------|-------|------|--------|--------|------|----------------|--------|-------|------|--------|-------|-----|-------|-----|-----|--------|-------|------|-----------------|--------|-------|-----|--------|-----|-----|-------|-----|------|-------|-----|------|----------------|--------|-------|-----|--------|-----|-----|--------|-----|-----|-------|-------|------|-----------------|--------|-------|------|--------|-----|-----|-------|-----|-----|--------|-------|------|------------------|--------|-------|------|--------|-------|-----|-------|-------|------|-------|-------|------|--------------|--------|-------|------|--------|-----|-----|-------|-----|-----|--------|-------|------|---------------------|--------|-------|------|--------|-------|-----|--------|-------|------|-------|-------|------|-----------|--|--|--|--|--|--|--|--|--|--|--|--|---------------------|--------|-------|------|--------|-----|-----|--------|-----|-----|--------|-------|------|---------------|--------|-------|------|--------|-----|-----|-------|-----|-----|--------|-------|------|--------------|--------|-------|------|--------|-----|-----|-------|-----|-----|--------|-------|------|---------------|--------|-------|------|--------|-----|-----|--------|-----|-----|--------|-------|------|--------------|--------|-----|-----|--------|----|-----|-------|-----|-----|-----|-----|------|--------------|--------|-----|-----|--------|----|-----|--------|-----|-----|-------|-----|------|----------------|--------|-----|-----|--------|----|-----|-------|-----|-----|-----|-----|------|---------------|--------|-------|-----|--------|-----|-----|--------|-----|------|-------|-----|------|----------------|--|--|--|--|--|--|--|--|--|--|--|--|----------------|--------|-------|-----|--------|-----|-----|-------|-----|------|-----|-----|------|----------------|---------|-------|-----|---------|-----|-----|--------|-------|-----|-----|----|-----|----------------|--------|-----|-----|--------|----|-----|-------|-----|-----|----|----|------|----------------|---------|-------|-----|---------|-----|-----|--------|-------|------|-----|----|------|---------------|--------|-----|-----|--------|----|-----|--------|-----|-----|-----|----|------|-------------|--------|-----|-----|--------|----|-----|-------|-----|------|----|----|------|---------------|--------|-----|-----|--------|----|-----|--------|-----|-----|-----|----|-----|
| | Total. | Illiterates. | | Total. | Illiterates. | | Total. | Illiterates. | | Total. | Illiterates. | | | | | | | | | | | | | | | | | | | | | | | | | | | | | | | | | | | | | | | | | | | | | | | | | | | | | | | | | | | | | | | | | | | | | | | | | | | | | | | | | | | | | | | | | | | | | | | | | | | | | | | | | | | | | | | | | | | | | | | | | | | | | | | | | | | | | | | | | | | | | | | | | | | | | | | | | | | | | | | | | | | | | | | | | | | | | | | | | | | | | | | | | | | | | | | | | | | | | | | | | | | | | | | | | | | | | | | | | | | | | | | | | | | | | | | | | | | | | | | | | | | | | | | | | | | | | | | | | | | | | | | | | | | | | | | | | | | | | | | | | | | | | | | | | | | | | | | | | | | | | | | | | | | | | | | | | | | | | | | | | | | | | | | | | | | | | | | | | | | | | | | | | | | | | | | | | | | | | | | | | | | | | | | | | | | | | | | | | | | | | | | | | | | | | | | | | | | | | | | | | | | | | | | | | | | | | | | | | | | | | | | | | | | | | | | | | | | | | | | | | | | | | | | | | | | | | | | | | | | | | | | | | | | | | | | | | | | | | | | | | | | | | | | | | | | | | | | | | | | | | | | | | | | | | | | | | | | | | | | | | | | | | | | | | | | | | | | | | | | | | | | | | | | | | | | | | | | | | | | | | | | | | | | | | | | | | | | | | | | | | | | | | | | | | | | | | | | | | | | | | | | | | | | | | | | | | | | | | | | | | | | | | | | | | | | | | | | | | | | | | | | | | | | | | | | | | | | | | | | | | | | | | | | | | | | | | | | | | | | | | | | | | | | | | | | | | | | | | | | | | | | |
| | | Number. | Per cent. | | Number. | Per cent. | | Number. | Per cent. | | Number. | Per cent. | | | | | | | | | | | | | | | | | | | | | | | | | | | | | | | | | | | | | | | | | | | | | | | | | | | | | | | | | | | | | | | | | | | | | | | | | | | | | | | | | | | | | | | | | | | | | | | | | | | | | | | | | | | | | | | | | | | | | | | | | | | | | | | | | | | | | | | | | | | | | | | | | | | | | | | | | | | | | | | | | | | | | | | | | | | | | | | | | | | | | | | | | | | | | | | | | | | | | | | | | | | | | | | | | | | | | | | | | | | | | | | | | | | | | | | | | | | | | | | | | | | | | | | | | | | | | | | | | | | | | | | | | | | | | | | | | | | | | | | | | | | | | | | | | | | | | | | | | | | | | | | | | | | | | | | | | | | | | | | | | | | | | | | | | | | | | | | | | | | | | | | | | | | | | | | | | | | | | | | | | | | | | | | | | | | | | | | | | | | | | | | | | | | | | | | | | | | | | | | | | | | | | | | | | | | | | | | | | | | | | | | | | | | | | | | | | | | | | | | | | | | | | | | | | | | | | | | | | | | | | | | | | | | | | | | | | | | | | | | | | | | | | | | | | | | | | | | | | | | | | | | | | | | | | | | | | | | | | | | | | | | | | | | | | | | | | | | | | | | | | | | | | | | | | | | | | | | | | | | | | | | | | | | | | | | | | | | | | | | | | | | | | | | | | | | | | | | | | | | | | | | | | | | | | | | | | | | | | | | | | | | | | | | | | | | | | | | | | | | | | | | | | | | | | | | | | | | | | | | | | | | | | | | | | | | | | | | | | | | | | | | | | | | | | | | | | | | | | | | | | | |
| Oregon: | | | | | | | | | | | | | Portland..... | 76,924 | 3,925 | 5.1 | 49,791 | 76 | 0.2 | 17,525 | 733 | 4.2 | 9,608 | 3,116 | 32.4 | Pennsylvania: | | | | | | | | | | | | | Allegheny..... | 103,061 | 4,685 | 4.5 | 70,540 | 422 | 0.6 | 29,732 | 3,897 | 13.1 | 2,789 | 366 | 13.1 | Allentown..... | 28,452 | 1,059 | 3.7 | 25,441 | 519 | 2.0 | 2,930 | 534 | 18.2 | 81 | 6 | 7.4 | Altoona..... | 30,265 | 623 | 2.1 | 26,672 | 243 | 0.9 | 3,263 | 351 | 10.8 | 330 | 34 | 10.3 | Chester..... | 27,041 | 1,869 | 6.9 | 18,415 | 198 | 1.1 | 4,970 | 853 | 17.2 | 3,656 | 818 | 22.4 | Easton..... | 20,735 | 459 | 2.2 | 18,384 | 258 | 1.4 | 2,088 | 171 | 8.2 | 263 | 30 | 11.4 | Erie..... | 41,301 | 1,270 | 3.1 | 29,379 | 155 | 0.5 | 11,706 | 1,093 | 9.3 | 216 | 22 | 10.2 | Harrisburg..... | 40,855 | 1,463 | 3.6 | 34,996 | 511 | 1.5 | 2,442 | 286 | 11.7 | 3,417 | 666 | 19.5 | Johnstown..... | 27,236 | 2,533 | 9.3 | 19,823 | 378 | 1.9 | 7,138 | 2,112 | 29.6 | 275 | 43 | 15.6 | Lancaster..... | 33,669 | 798 | 2.4 | 29,577 | 445 | 1.5 | 3,457 | 267 | 7.7 | 635 | 86 | 13.5 | McKeesport..... | 25,191 | 1,918 | 7.6 | 15,470 | 175 | 1.1 | 9,119 | 1,641 | 18.0 | 602 | 102 | 16.9 | Newcastle..... | 22,324 | 861 | 3.9 | 16,922 | 123 | 0.7 | 5,000 | 702 | 14.0 | 402 | 36 | 9.0 | Philadelphia..... | 1,037,157 | 45,546 | 4.4 | 694,125 | 4,079 | 0.6 | 288,594 | 35,025 | 12.1 | 54,438 | 6,442 | 11.8 | Pittsburg..... | 249,848 | 15,717 | 6.3 | 152,489 | 1,055 | 0.7 | 82,992 | 12,571 | 15.1 | 14,367 | 2,091 | 14.6 | Reading..... | 62,890 | 2,555 | 4.1 | 56,613 | 1,533 | 2.7 | 5,811 | 965 | 16.6 | 466 | 57 | 12.2 | Scranton..... | 77,802 | 6,814 | 8.8 | 49,001 | 838 | 1.7 | 28,354 | 5,980 | 20.9 | 447 | 46 | 10.3 | Wilkesbarre..... | 39,561 | 2,438 | 6.2 | 27,010 | 369 | 1.4 | 11,938 | 1,980 | 16.5 | 563 | 89 | 15.8 | Williamsport..... | 23,421 | 625 | 2.7 | 20,327 | 276 | 1.4 | 2,211 | 184 | 8.3 | 883 | 165 | 18.7 | York..... | 26,795 | 949 | 3.5 | 24,371 | 700 | 2.8 | 1,279 | 155 | 12.1 | 645 | 94 | 14.6 | Rhode Island: | | | | | | | | | | | | | Pawtucket..... | 31,259 | 1,947 | 6.2 | 18,343 | 269 | 1.5 | 12,746 | 1,661 | 13.0 | 165 | 17 | 10.3 | Providence..... | 143,137 | 10,029 | 7.0 | 84,979 | 749 | 0.9 | 53,894 | 3,607 | 16.0 | 4,264 | 673 | 15.8 | Woonsocket..... | 21,697 | 3,384 | 15.6 | 10,024 | 447 | 4.5 | 11,650 | 2,933 | 25.2 | 23 | 4 | 17.4 | South Carolina: | | | | | | | | | | | | | Charleston..... | 44,719 | 7,768 | 17.4 | 17,111 | 161 | 0.9 | 2,498 | 140 | 5.6 | 25,110 | 7,462 | 29.7 | Tennessee: | | | | | | | | | | | | | Chattanooga..... | 24,553 | 3,816 | 15.5 | 12,823 | 491 | 3.8 | 972 | 47 | 4.8 | 10,763 | 3,278 | 30.5 | Knoxville..... | 26,229 | 3,040 | 11.6 | 19,287 | 1,371 | 7.1 | 886 | 70 | 7.9 | 6,056 | 1,599 | 26.4 | Memphis..... | 82,065 | 14,989 | 18.3 | 36,887 | 312 | 0.8 | 4,975 | 561 | 11.3 | 40,203 | 14,116 | 35.1 | Nashville..... | 65,754 | 9,460 | 14.4 | 37,882 | 1,100 | 2.9 | 2,932 | 295 | 9.9 | 24,890 | 8,065 | 32.4 | Texas: | | | | | | | | | | | | | Dallas..... | 34,304 | 2,477 | 7.2 | 23,484 | 321 | 1.4 | 3,321 | 266 | 8.0 | 7,499 | 1,890 | 25.2 | Fort Worth..... | 21,099 | 1,113 | 5.3 | 15,871 | 148 | 0.9 | 1,747 | 121 | 6.9 | 3,481 | 844 | 24.2 | Galveston..... | 29,965 | 2,250 | 7.5 | 16,969 | 240 | 1.4 | 6,081 | 373 | 6.1 | 6,915 | 1,637 | 23.7 | Houston..... | 36,194 | 4,137 | 11.4 | 19,728 | 161 | 0.8 | 4,264 | 342 | 8.0 | 12,202 | 3,634 | 29.8 | San Antonio..... | 41,533 | 4,244 | 10.2 | 26,393 | 1,217 | 4.6 | 9,035 | 1,746 | 19.3 | 6,105 | 1,281 | 21.0 | Utah: | | | | | | | | | | | | | Salt Lake City..... | 40,526 | 649 | 1.6 | 27,704 | 81 | 0.3 | 12,355 | 465 | 3.8 | 467 | 103 | 22.1 | Virginia: | | | | | | | | | | | | | Norfolk..... | 37,696 | 6,925 | 18.4 | 19,438 | 395 | 2.0 | 1,680 | 131 | 8.3 | 16,678 | 6,399 | 38.4 | Richmond..... | 69,309 | 9,501 | 13.7 | 39,852 | 664 | 1.7 | 2,792 | 249 | 8.9 | 26,665 | 8,588 | 32.2 | Washington: | | | | | | | | | | | | | Seattle..... | 69,505 | 901 | 1.3 | 47,331 | 81 | 0.2 | 13,407 | 402 | 2.2 | 3,767 | 413 | 11.1 | Spokane..... | 30,477 | 554 | 1.8 | 22,446 | 18 | 0.1 | 7,329 | 397 | 5.4 | 702 | 139 | 19.8 | Tacoma..... | 30,434 | 874 | 2.9 | 19,225 | 47 | 0.2 | 10,034 | 395 | 3.9 | 1,175 | 432 | 36.8 | West Virginia: | | | | | | | | | | | | | Wheeling..... | 31,193 | 1,174 | 3.8 | 24,374 | 403 | 1.6 | 5,374 | 579 | 10.8 | 945 | 192 | 20.3 | Wisconsin: | | | | | | | | | | | | | La Crosse..... | 22,287 | 510 | 2.3 | 15,091 | 63 | 0.4 | 7,146 | 443 | 6.2 | 50 | 4 | 8.0 | Milwaukee..... | 216,356 | 8,243 | 3.8 | 123,040 | 498 | 0.4 | 87,524 | 7,695 | 8.8 | 792 | 50 | 6.3 | Oshkosh..... | 22,004 | 699 | 3.2 | 14,697 | 55 | 0.4 | 7,243 | 623 | 8.7 | 64 | 16 | 25.0 | Racine..... | 22,377 | 960 | 4.3 | 13,195 | 34 | 0.3 | 9,104 | 906 | 10.0 | 78 | 20 | 25.6 | Superior..... | 23,558 | 773 | 3.3 | 12,156 | 35 | 0.3 | 11,207 | 729 | 6.5 | 195 | 14 | 7.2 |
| Portland..... | 76,924 | 3,925 | 5.1 | 49,791 | 76 | 0.2 | 17,525 | 733 | 4.2 | 9,608 | 3,116 | 32.4 | | | | | | | | | | | | | | | | | | | | | | | | | | | | | | | | | | | | | | | | | | | | | | | | | | | | | | | | | | | | | | | | | | | | | | | | | | | | | | | | | | | | | | | | | | | | | | | | | | | | | | | | | | | | | | | | | | | | | | | | | | | | | | | | | | | | | | | | | | | | | | | | | | | | | | | | | | | | | | | | | | | | | | | | | | | | | | | | | | | | | | | | | | | | | | | | | | | | | | | | | | | | | | | | | | | | | | | | | | | | | | | | | | | | | | | | | | | | | | | | | | | | | | | | | | | | | | | | | | | | | | | | | | | | | | | | | | | | | | | | | | | | | | | | | | | | | | | | | | | | | | | | | | | | | | | | | | | | | | | | | | | | | | | | | | | | | | | | | | | | | | | | | | | | | | | | | | | | | | | | | | | | | | | | | | | | | | | | | | | | | | | | | | | | | | | | | | | | | | | | | | | | | | | | | | | | | | | | | | | | | | | | | | | | | | | | | | | | | | | | | | | | | | | | | | | | | | | | | | | | | | | | | | | | | | | | | | | | | | | | | | | | | | | | | | | | | | | | | | | | | | | | | | | | | | | | | | | | | | | | | | | | | | | | | | | | | | | | | | | | | | | | | | | | | | | | | | | | | | | | | | | | | | | | | | | | | | | | | | | | | | | | | | | | | | | | | | | | | | | | | | | | | | | | | | | | | | | | | | | | | | | | | | | | | | | | | | | | | | | | | | | | | | | | | | | | | | | | | | | | | | | | | | | | | | | | | | | | | | | | | | | | | | | | | | | | | | | | | | | | | | |
| Pennsylvania: | | | | | | | | | | | | | Allegheny..... | 103,061 | 4,685 | 4.5 | 70,540 | 422 | 0.6 | 29,732 | 3,897 | 13.1 | 2,789 | 366 | 13.1 | Allentown..... | 28,452 | 1,059 | 3.7 | 25,441 | 519 | 2.0 | 2,930 | 534 | 18.2 | 81 | 6 | 7.4 | Altoona..... | 30,265 | 623 | 2.1 | 26,672 | 243 | 0.9 | 3,263 | 351 | 10.8 | 330 | 34 | 10.3 | Chester..... | 27,041 | 1,869 | 6.9 | 18,415 | 198 | 1.1 | 4,970 | 853 | 17.2 | 3,656 | 818 | 22.4 | Easton..... | 20,735 | 459 | 2.2 | 18,384 | 258 | 1.4 | 2,088 | 171 | 8.2 | 263 | 30 | 11.4 | Erie..... | 41,301 | 1,270 | 3.1 | 29,379 | 155 | 0.5 | 11,706 | 1,093 | 9.3 | 216 | 22 | 10.2 | Harrisburg..... | 40,855 | 1,463 | 3.6 | 34,996 | 511 | 1.5 | 2,442 | 286 | 11.7 | 3,417 | 666 | 19.5 | Johnstown..... | 27,236 | 2,533 | 9.3 | 19,823 | 378 | 1.9 | 7,138 | 2,112 | 29.6 | 275 | 43 | 15.6 | Lancaster..... | 33,669 | 798 | 2.4 | 29,577 | 445 | 1.5 | 3,457 | 267 | 7.7 | 635 | 86 | 13.5 | McKeesport..... | 25,191 | 1,918 | 7.6 | 15,470 | 175 | 1.1 | 9,119 | 1,641 | 18.0 | 602 | 102 | 16.9 | Newcastle..... | 22,324 | 861 | 3.9 | 16,922 | 123 | 0.7 | 5,000 | 702 | 14.0 | 402 | 36 | 9.0 | Philadelphia..... | 1,037,157 | 45,546 | 4.4 | 694,125 | 4,079 | 0.6 | 288,594 | 35,025 | 12.1 | 54,438 | 6,442 | 11.8 | Pittsburg..... | 249,848 | 15,717 | 6.3 | 152,489 | 1,055 | 0.7 | 82,992 | 12,571 | 15.1 | 14,367 | 2,091 | 14.6 | Reading..... | 62,890 | 2,555 | 4.1 | 56,613 | 1,533 | 2.7 | 5,811 | 965 | 16.6 | 466 | 57 | 12.2 | Scranton..... | 77,802 | 6,814 | 8.8 | 49,001 | 838 | 1.7 | 28,354 | 5,980 | 20.9 | 447 | 46 | 10.3 | Wilkesbarre..... | 39,561 | 2,438 | 6.2 | 27,010 | 369 | 1.4 | 11,938 | 1,980 | 16.5 | 563 | 89 | 15.8 | Williamsport..... | 23,421 | 625 | 2.7 | 20,327 | 276 | 1.4 | 2,211 | 184 | 8.3 | 883 | 165 | 18.7 | York..... | 26,795 | 949 | 3.5 | 24,371 | 700 | 2.8 | 1,279 | 155 | 12.1 | 645 | 94 | 14.6 | Rhode Island: | | | | | | | | | | | | | Pawtucket..... | 31,259 | 1,947 | 6.2 | 18,343 | 269 | 1.5 | 12,746 | 1,661 | 13.0 | 165 | 17 | 10.3 | Providence..... | 143,137 | 10,029 | 7.0 | 84,979 | 749 | 0.9 | 53,894 | 3,607 | 16.0 | 4,264 | 673 | 15.8 | Woonsocket..... | 21,697 | 3,384 | 15.6 | 10,024 | 447 | 4.5 | 11,650 | 2,933 | 25.2 | 23 | 4 | 17.4 | South Carolina: | | | | | | | | | | | | | Charleston..... | 44,719 | 7,768 | 17.4 | 17,111 | 161 | 0.9 | 2,498 | 140 | 5.6 | 25,110 | 7,462 | 29.7 | Tennessee: | | | | | | | | | | | | | Chattanooga..... | 24,553 | 3,816 | 15.5 | 12,823 | 491 | 3.8 | 972 | 47 | 4.8 | 10,763 | 3,278 | 30.5 | Knoxville..... | 26,229 | 3,040 | 11.6 | 19,287 | 1,371 | 7.1 | 886 | 70 | 7.9 | 6,056 | 1,599 | 26.4 | Memphis..... | 82,065 | 14,989 | 18.3 | 36,887 | 312 | 0.8 | 4,975 | 561 | 11.3 | 40,203 | 14,116 | 35.1 | Nashville..... | 65,754 | 9,460 | 14.4 | 37,882 | 1,100 | 2.9 | 2,932 | 295 | 9.9 | 24,890 | 8,065 | 32.4 | Texas: | | | | | | | | | | | | | Dallas..... | 34,304 | 2,477 | 7.2 | 23,484 | 321 | 1.4 | 3,321 | 266 | 8.0 | 7,499 | 1,890 | 25.2 | Fort Worth..... | 21,099 | 1,113 | 5.3 | 15,871 | 148 | 0.9 | 1,747 | 121 | 6.9 | 3,481 | 844 | 24.2 | Galveston..... | 29,965 | 2,250 | 7.5 | 16,969 | 240 | 1.4 | 6,081 | 373 | 6.1 | 6,915 | 1,637 | 23.7 | Houston..... | 36,194 | 4,137 | 11.4 | 19,728 | 161 | 0.8 | 4,264 | 342 | 8.0 | 12,202 | 3,634 | 29.8 | San Antonio..... | 41,533 | 4,244 | 10.2 | 26,393 | 1,217 | 4.6 | 9,035 | 1,746 | 19.3 | 6,105 | 1,281 | 21.0 | Utah: | | | | | | | | | | | | | Salt Lake City..... | 40,526 | 649 | 1.6 | 27,704 | 81 | 0.3 | 12,355 | 465 | 3.8 | 467 | 103 | 22.1 | Virginia: | | | | | | | | | | | | | Norfolk..... | 37,696 | 6,925 | 18.4 | 19,438 | 395 | 2.0 | 1,680 | 131 | 8.3 | 16,678 | 6,399 | 38.4 | Richmond..... | 69,309 | 9,501 | 13.7 | 39,852 | 664 | 1.7 | 2,792 | 249 | 8.9 | 26,665 | 8,588 | 32.2 | Washington: | | | | | | | | | | | | | Seattle..... | 69,505 | 901 | 1.3 | 47,331 | 81 | 0.2 | 13,407 | 402 | 2.2 | 3,767 | 413 | 11.1 | Spokane..... | 30,477 | 554 | 1.8 | 22,446 | 18 | 0.1 | 7,329 | 397 | 5.4 | 702 | 139 | 19.8 | Tacoma..... | 30,434 | 874 | 2.9 | 19,225 | 47 | 0.2 | 10,034 | 395 | 3.9 | 1,175 | 432 | 36.8 | West Virginia: | | | | | | | | | | | | | Wheeling..... | 31,193 | 1,174 | 3.8 | 24,374 | 403 | 1.6 | 5,374 | 579 | 10.8 | 945 | 192 | 20.3 | Wisconsin: | | | | | | | | | | | | | La Crosse..... | 22,287 | 510 | 2.3 | 15,091 | 63 | 0.4 | 7,146 | 443 | 6.2 | 50 | 4 | 8.0 | Milwaukee..... | 216,356 | 8,243 | 3.8 | 123,040 | 498 | 0.4 | 87,524 | 7,695 | 8.8 | 792 | 50 | 6.3 | Oshkosh..... | 22,004 | 699 | 3.2 | 14,697 | 55 | 0.4 | 7,243 | 623 | 8.7 | 64 | 16 | 25.0 | Racine..... | 22,377 | 960 | 4.3 | 13,195 | 34 | 0.3 | 9,104 | 906 | 10.0 | 78 | 20 | 25.6 | Superior..... | 23,558 | 773 | 3.3 | 12,156 | 35 | 0.3 | 11,207 | 729 | 6.5 | 195 | 14 | 7.2 | | | | | | | | | | | | | | | | | | | | | | | | | | |
| Allegheny..... | 103,061 | 4,685 | 4.5 | 70,540 | 422 | 0.6 | 29,732 | 3,897 | 13.1 | 2,789 | 366 | 13.1 | | | | | | | | | | | | | | | | | | | | | | | | | | | | | | | | | | | | | | | | | | | | | | | | | | | | | | | | | | | | | | | | | | | | | | | | | | | | | | | | | | | | | | | | | | | | | | | | | | | | | | | | | | | | | | | | | | | | | | | | | | | | | | | | | | | | | | | | | | | | | | | | | | | | | | | | | | | | | | | | | | | | | | | | | | | | | | | | | | | | | | | | | | | | | | | | | | | | | | | | | | | | | | | | | | | | | | | | | | | | | | | | | | | | | | | | | | | | | | | | | | | | | | | | | | | | | | | | | | | | | | | | | | | | | | | | | | | | | | | | | | | | | | | | | | | | | | | | | | | | | | | | | | | | | | | | | | | | | | | | | | | | | | | | | | | | | | | | | | | | | | | | | | | | | | | | | | | | | | | | | | | | | | | | | | | | | | | | | | | | | | | | | | | | | | | | | | | | | | | | | | | | | | | | | | | | | | | | | | | | | | | | | | | | | | | | | | | | | | | | | | | | | | | | | | | | | | | | | | | | | | | | | | | | | | | | | | | | | | | | | | | | | | | | | | | | | | | | | | | | | | | | | | | | | | | | | | | | | | | | | | | | | | | | | | | | | | | | | | | | | | | | | | | | | | | | | | | | | | | | | | | | | | | | | | | | | | | | | | | | | | | | | | | | | | | | | | | | | | | | | | | | | | | | | | | | | | | | | | | | | | | | | | | | | | | | | | | | | | | | | | | | | | | | | | | | | | | | | | | | | | | | | | | | | | | | | | | | | | | | | | | | | | | | | | | | | | | | | | | | | | |
| Allentown..... | 28,452 | 1,059 | 3.7 | 25,441 | 519 | 2.0 | 2,930 | 534 | 18.2 | 81 | 6 | 7.4 | | | | | | | | | | | | | | | | | | | | | | | | | | | | | | | | | | | | | | | | | | | | | | | | | | | | | | | | | | | | | | | | | | | | | | | | | | | | | | | | | | | | | | | | | | | | | | | | | | | | | | | | | | | | | | | | | | | | | | | | | | | | | | | | | | | | | | | | | | | | | | | | | | | | | | | | | | | | | | | | | | | | | | | | | | | | | | | | | | | | | | | | | | | | | | | | | | | | | | | | | | | | | | | | | | | | | | | | | | | | | | | | | | | | | | | | | | | | | | | | | | | | | | | | | | | | | | | | | | | | | | | | | | | | | | | | | | | | | | | | | | | | | | | | | | | | | | | | | | | | | | | | | | | | | | | | | | | | | | | | | | | | | | | | | | | | | | | | | | | | | | | | | | | | | | | | | | | | | | | | | | | | | | | | | | | | | | | | | | | | | | | | | | | | | | | | | | | | | | | | | | | | | | | | | | | | | | | | | | | | | | | | | | | | | | | | | | | | | | | | | | | | | | | | | | | | | | | | | | | | | | | | | | | | | | | | | | | | | | | | | | | | | | | | | | | | | | | | | | | | | | | | | | | | | | | | | | | | | | | | | | | | | | | | | | | | | | | | | | | | | | | | | | | | | | | | | | | | | | | | | | | | | | | | | | | | | | | | | | | | | | | | | | | | | | | | | | | | | | | | | | | | | | | | | | | | | | | | | | | | | | | | | | | | | | | | | | | | | | | | | | | | | | | | | | | | | | | | | | | | | | | | | | | | | | | | | | | | | | | | | | | | | | | | | | | | | | | | | | | | | | |
| Altoona..... | 30,265 | 623 | 2.1 | 26,672 | 243 | 0.9 | 3,263 | 351 | 10.8 | 330 | 34 | 10.3 | | | | | | | | | | | | | | | | | | | | | | | | | | | | | | | | | | | | | | | | | | | | | | | | | | | | | | | | | | | | | | | | | | | | | | | | | | | | | | | | | | | | | | | | | | | | | | | | | | | | | | | | | | | | | | | | | | | | | | | | | | | | | | | | | | | | | | | | | | | | | | | | | | | | | | | | | | | | | | | | | | | | | | | | | | | | | | | | | | | | | | | | | | | | | | | | | | | | | | | | | | | | | | | | | | | | | | | | | | | | | | | | | | | | | | | | | | | | | | | | | | | | | | | | | | | | | | | | | | | | | | | | | | | | | | | | | | | | | | | | | | | | | | | | | | | | | | | | | | | | | | | | | | | | | | | | | | | | | | | | | | | | | | | | | | | | | | | | | | | | | | | | | | | | | | | | | | | | | | | | | | | | | | | | | | | | | | | | | | | | | | | | | | | | | | | | | | | | | | | | | | | | | | | | | | | | | | | | | | | | | | | | | | | | | | | | | | | | | | | | | | | | | | | | | | | | | | | | | | | | | | | | | | | | | | | | | | | | | | | | | | | | | | | | | | | | | | | | | | | | | | | | | | | | | | | | | | | | | | | | | | | | | | | | | | | | | | | | | | | | | | | | | | | | | | | | | | | | | | | | | | | | | | | | | | | | | | | | | | | | | | | | | | | | | | | | | | | | | | | | | | | | | | | | | | | | | | | | | | | | | | | | | | | | | | | | | | | | | | | | | | | | | | | | | | | | | | | | | | | | | | | | | | | | | | | | | | | | | | | | | | | | | | | | | | | | | | | | | | | | | | |
| Chester..... | 27,041 | 1,869 | 6.9 | 18,415 | 198 | 1.1 | 4,970 | 853 | 17.2 | 3,656 | 818 | 22.4 | | | | | | | | | | | | | | | | | | | | | | | | | | | | | | | | | | | | | | | | | | | | | | | | | | | | | | | | | | | | | | | | | | | | | | | | | | | | | | | | | | | | | | | | | | | | | | | | | | | | | | | | | | | | | | | | | | | | | | | | | | | | | | | | | | | | | | | | | | | | | | | | | | | | | | | | | | | | | | | | | | | | | | | | | | | | | | | | | | | | | | | | | | | | | | | | | | | | | | | | | | | | | | | | | | | | | | | | | | | | | | | | | | | | | | | | | | | | | | | | | | | | | | | | | | | | | | | | | | | | | | | | | | | | | | | | | | | | | | | | | | | | | | | | | | | | | | | | | | | | | | | | | | | | | | | | | | | | | | | | | | | | | | | | | | | | | | | | | | | | | | | | | | | | | | | | | | | | | | | | | | | | | | | | | | | | | | | | | | | | | | | | | | | | | | | | | | | | | | | | | | | | | | | | | | | | | | | | | | | | | | | | | | | | | | | | | | | | | | | | | | | | | | | | | | | | | | | | | | | | | | | | | | | | | | | | | | | | | | | | | | | | | | | | | | | | | | | | | | | | | | | | | | | | | | | | | | | | | | | | | | | | | | | | | | | | | | | | | | | | | | | | | | | | | | | | | | | | | | | | | | | | | | | | | | | | | | | | | | | | | | | | | | | | | | | | | | | | | | | | | | | | | | | | | | | | | | | | | | | | | | | | | | | | | | | | | | | | | | | | | | | | | | | | | | | | | | | | | | | | | | | | | | | | | | | | | | | | | | | | | | | | | | | | | | | | | | | | | | | | | | |
| Easton..... | 20,735 | 459 | 2.2 | 18,384 | 258 | 1.4 | 2,088 | 171 | 8.2 | 263 | 30 | 11.4 | | | | | | | | | | | | | | | | | | | | | | | | | | | | | | | | | | | | | | | | | | | | | | | | | | | | | | | | | | | | | | | | | | | | | | | | | | | | | | | | | | | | | | | | | | | | | | | | | | | | | | | | | | | | | | | | | | | | | | | | | | | | | | | | | | | | | | | | | | | | | | | | | | | | | | | | | | | | | | | | | | | | | | | | | | | | | | | | | | | | | | | | | | | | | | | | | | | | | | | | | | | | | | | | | | | | | | | | | | | | | | | | | | | | | | | | | | | | | | | | | | | | | | | | | | | | | | | | | | | | | | | | | | | | | | | | | | | | | | | | | | | | | | | | | | | | | | | | | | | | | | | | | | | | | | | | | | | | | | | | | | | | | | | | | | | | | | | | | | | | | | | | | | | | | | | | | | | | | | | | | | | | | | | | | | | | | | | | | | | | | | | | | | | | | | | | | | | | | | | | | | | | | | | | | | | | | | | | | | | | | | | | | | | | | | | | | | | | | | | | | | | | | | | | | | | | | | | | | | | | | | | | | | | | | | | | | | | | | | | | | | | | | | | | | | | | | | | | | | | | | | | | | | | | | | | | | | | | | | | | | | | | | | | | | | | | | | | | | | | | | | | | | | | | | | | | | | | | | | | | | | | | | | | | | | | | | | | | | | | | | | | | | | | | | | | | | | | | | | | | | | | | | | | | | | | | | | | | | | | | | | | | | | | | | | | | | | | | | | | | | | | | | | | | | | | | | | | | | | | | | | | | | | | | | | | | | | | | | | | | | | | | | | | | | | | | | | | | | | | | | | |
| Erie..... | 41,301 | 1,270 | 3.1 | 29,379 | 155 | 0.5 | 11,706 | 1,093 | 9.3 | 216 | 22 | 10.2 | | | | | | | | | | | | | | | | | | | | | | | | | | | | | | | | | | | | | | | | | | | | | | | | | | | | | | | | | | | | | | | | | | | | | | | | | | | | | | | | | | | | | | | | | | | | | | | | | | | | | | | | | | | | | | | | | | | | | | | | | | | | | | | | | | | | | | | | | | | | | | | | | | | | | | | | | | | | | | | | | | | | | | | | | | | | | | | | | | | | | | | | | | | | | | | | | | | | | | | | | | | | | | | | | | | | | | | | | | | | | | | | | | | | | | | | | | | | | | | | | | | | | | | | | | | | | | | | | | | | | | | | | | | | | | | | | | | | | | | | | | | | | | | | | | | | | | | | | | | | | | | | | | | | | | | | | | | | | | | | | | | | | | | | | | | | | | | | | | | | | | | | | | | | | | | | | | | | | | | | | | | | | | | | | | | | | | | | | | | | | | | | | | | | | | | | | | | | | | | | | | | | | | | | | | | | | | | | | | | | | | | | | | | | | | | | | | | | | | | | | | | | | | | | | | | | | | | | | | | | | | | | | | | | | | | | | | | | | | | | | | | | | | | | | | | | | | | | | | | | | | | | | | | | | | | | | | | | | | | | | | | | | | | | | | | | | | | | | | | | | | | | | | | | | | | | | | | | | | | | | | | | | | | | | | | | | | | | | | | | | | | | | | | | | | | | | | | | | | | | | | | | | | | | | | | | | | | | | | | | | | | | | | | | | | | | | | | | | | | | | | | | | | | | | | | | | | | | | | | | | | | | | | | | | | | | | | | | | | | | | | | | | | | | | | | | | | | | | | | | | | |
| Harrisburg..... | 40,855 | 1,463 | 3.6 | 34,996 | 511 | 1.5 | 2,442 | 286 | 11.7 | 3,417 | 666 | 19.5 | | | | | | | | | | | | | | | | | | | | | | | | | | | | | | | | | | | | | | | | | | | | | | | | | | | | | | | | | | | | | | | | | | | | | | | | | | | | | | | | | | | | | | | | | | | | | | | | | | | | | | | | | | | | | | | | | | | | | | | | | | | | | | | | | | | | | | | | | | | | | | | | | | | | | | | | | | | | | | | | | | | | | | | | | | | | | | | | | | | | | | | | | | | | | | | | | | | | | | | | | | | | | | | | | | | | | | | | | | | | | | | | | | | | | | | | | | | | | | | | | | | | | | | | | | | | | | | | | | | | | | | | | | | | | | | | | | | | | | | | | | | | | | | | | | | | | | | | | | | | | | | | | | | | | | | | | | | | | | | | | | | | | | | | | | | | | | | | | | | | | | | | | | | | | | | | | | | | | | | | | | | | | | | | | | | | | | | | | | | | | | | | | | | | | | | | | | | | | | | | | | | | | | | | | | | | | | | | | | | | | | | | | | | | | | | | | | | | | | | | | | | | | | | | | | | | | | | | | | | | | | | | | | | | | | | | | | | | | | | | | | | | | | | | | | | | | | | | | | | | | | | | | | | | | | | | | | | | | | | | | | | | | | | | | | | | | | | | | | | | | | | | | | | | | | | | | | | | | | | | | | | | | | | | | | | | | | | | | | | | | | | | | | | | | | | | | | | | | | | | | | | | | | | | | | | | | | | | | | | | | | | | | | | | | | | | | | | | | | | | | | | | | | | | | | | | | | | | | | | | | | | | | | | | | | | | | | | | | | | | | | | | | | | | | | | | | | | | | | | | | | |
| Johnstown..... | 27,236 | 2,533 | 9.3 | 19,823 | 378 | 1.9 | 7,138 | 2,112 | 29.6 | 275 | 43 | 15.6 | | | | | | | | | | | | | | | | | | | | | | | | | | | | | | | | | | | | | | | | | | | | | | | | | | | | | | | | | | | | | | | | | | | | | | | | | | | | | | | | | | | | | | | | | | | | | | | | | | | | | | | | | | | | | | | | | | | | | | | | | | | | | | | | | | | | | | | | | | | | | | | | | | | | | | | | | | | | | | | | | | | | | | | | | | | | | | | | | | | | | | | | | | | | | | | | | | | | | | | | | | | | | | | | | | | | | | | | | | | | | | | | | | | | | | | | | | | | | | | | | | | | | | | | | | | | | | | | | | | | | | | | | | | | | | | | | | | | | | | | | | | | | | | | | | | | | | | | | | | | | | | | | | | | | | | | | | | | | | | | | | | | | | | | | | | | | | | | | | | | | | | | | | | | | | | | | | | | | | | | | | | | | | | | | | | | | | | | | | | | | | | | | | | | | | | | | | | | | | | | | | | | | | | | | | | | | | | | | | | | | | | | | | | | | | | | | | | | | | | | | | | | | | | | | | | | | | | | | | | | | | | | | | | | | | | | | | | | | | | | | | | | | | | | | | | | | | | | | | | | | | | | | | | | | | | | | | | | | | | | | | | | | | | | | | | | | | | | | | | | | | | | | | | | | | | | | | | | | | | | | | | | | | | | | | | | | | | | | | | | | | | | | | | | | | | | | | | | | | | | | | | | | | | | | | | | | | | | | | | | | | | | | | | | | | | | | | | | | | | | | | | | | | | | | | | | | | | | | | | | | | | | | | | | | | | | | | | | | | | | | | | | | | | | | | | | | | | | | | | | | | |
| Lancaster..... | 33,669 | 798 | 2.4 | 29,577 | 445 | 1.5 | 3,457 | 267 | 7.7 | 635 | 86 | 13.5 | | | | | | | | | | | | | | | | | | | | | | | | | | | | | | | | | | | | | | | | | | | | | | | | | | | | | | | | | | | | | | | | | | | | | | | | | | | | | | | | | | | | | | | | | | | | | | | | | | | | | | | | | | | | | | | | | | | | | | | | | | | | | | | | | | | | | | | | | | | | | | | | | | | | | | | | | | | | | | | | | | | | | | | | | | | | | | | | | | | | | | | | | | | | | | | | | | | | | | | | | | | | | | | | | | | | | | | | | | | | | | | | | | | | | | | | | | | | | | | | | | | | | | | | | | | | | | | | | | | | | | | | | | | | | | | | | | | | | | | | | | | | | | | | | | | | | | | | | | | | | | | | | | | | | | | | | | | | | | | | | | | | | | | | | | | | | | | | | | | | | | | | | | | | | | | | | | | | | | | | | | | | | | | | | | | | | | | | | | | | | | | | | | | | | | | | | | | | | | | | | | | | | | | | | | | | | | | | | | | | | | | | | | | | | | | | | | | | | | | | | | | | | | | | | | | | | | | | | | | | | | | | | | | | | | | | | | | | | | | | | | | | | | | | | | | | | | | | | | | | | | | | | | | | | | | | | | | | | | | | | | | | | | | | | | | | | | | | | | | | | | | | | | | | | | | | | | | | | | | | | | | | | | | | | | | | | | | | | | | | | | | | | | | | | | | | | | | | | | | | | | | | | | | | | | | | | | | | | | | | | | | | | | | | | | | | | | | | | | | | | | | | | | | | | | | | | | | | | | | | | | | | | | | | | | | | | | | | | | | | | | | | | | | | | | | | | | | | | | | | | | |
| McKeesport..... | 25,191 | 1,918 | 7.6 | 15,470 | 175 | 1.1 | 9,119 | 1,641 | 18.0 | 602 | 102 | 16.9 | | | | | | | | | | | | | | | | | | | | | | | | | | | | | | | | | | | | | | | | | | | | | | | | | | | | | | | | | | | | | | | | | | | | | | | | | | | | | | | | | | | | | | | | | | | | | | | | | | | | | | | | | | | | | | | | | | | | | | | | | | | | | | | | | | | | | | | | | | | | | | | | | | | | | | | | | | | | | | | | | | | | | | | | | | | | | | | | | | | | | | | | | | | | | | | | | | | | | | | | | | | | | | | | | | | | | | | | | | | | | | | | | | | | | | | | | | | | | | | | | | | | | | | | | | | | | | | | | | | | | | | | | | | | | | | | | | | | | | | | | | | | | | | | | | | | | | | | | | | | | | | | | | | | | | | | | | | | | | | | | | | | | | | | | | | | | | | | | | | | | | | | | | | | | | | | | | | | | | | | | | | | | | | | | | | | | | | | | | | | | | | | | | | | | | | | | | | | | | | | | | | | | | | | | | | | | | | | | | | | | | | | | | | | | | | | | | | | | | | | | | | | | | | | | | | | | | | | | | | | | | | | | | | | | | | | | | | | | | | | | | | | | | | | | | | | | | | | | | | | | | | | | | | | | | | | | | | | | | | | | | | | | | | | | | | | | | | | | | | | | | | | | | | | | | | | | | | | | | | | | | | | | | | | | | | | | | | | | | | | | | | | | | | | | | | | | | | | | | | | | | | | | | | | | | | | | | | | | | | | | | | | | | | | | | | | | | | | | | | | | | | | | | | | | | | | | | | | | | | | | | | | | | | | | | | | | | | | | | | | | | | | | | | | | | | | | | | | | | | | | | |
| Newcastle..... | 22,324 | 861 | 3.9 | 16,922 | 123 | 0.7 | 5,000 | 702 | 14.0 | 402 | 36 | 9.0 | | | | | | | | | | | | | | | | | | | | | | | | | | | | | | | | | | | | | | | | | | | | | | | | | | | | | | | | | | | | | | | | | | | | | | | | | | | | | | | | | | | | | | | | | | | | | | | | | | | | | | | | | | | | | | | | | | | | | | | | | | | | | | | | | | | | | | | | | | | | | | | | | | | | | | | | | | | | | | | | | | | | | | | | | | | | | | | | | | | | | | | | | | | | | | | | | | | | | | | | | | | | | | | | | | | | | | | | | | | | | | | | | | | | | | | | | | | | | | | | | | | | | | | | | | | | | | | | | | | | | | | | | | | | | | | | | | | | | | | | | | | | | | | | | | | | | | | | | | | | | | | | | | | | | | | | | | | | | | | | | | | | | | | | | | | | | | | | | | | | | | | | | | | | | | | | | | | | | | | | | | | | | | | | | | | | | | | | | | | | | | | | | | | | | | | | | | | | | | | | | | | | | | | | | | | | | | | | | | | | | | | | | | | | | | | | | | | | | | | | | | | | | | | | | | | | | | | | | | | | | | | | | | | | | | | | | | | | | | | | | | | | | | | | | | | | | | | | | | | | | | | | | | | | | | | | | | | | | | | | | | | | | | | | | | | | | | | | | | | | | | | | | | | | | | | | | | | | | | | | | | | | | | | | | | | | | | | | | | | | | | | | | | | | | | | | | | | | | | | | | | | | | | | | | | | | | | | | | | | | | | | | | | | | | | | | | | | | | | | | | | | | | | | | | | | | | | | | | | | | | | | | | | | | | | | | | | | | | | | | | | | | | | | | | | | | | | | | | | | | | | |
| Philadelphia..... | 1,037,157 | 45,546 | 4.4 | 694,125 | 4,079 | 0.6 | 288,594 | 35,025 | 12.1 | 54,438 | 6,442 | 11.8 | | | | | | | | | | | | | | | | | | | | | | | | | | | | | | | | | | | | | | | | | | | | | | | | | | | | | | | | | | | | | | | | | | | | | | | | | | | | | | | | | | | | | | | | | | | | | | | | | | | | | | | | | | | | | | | | | | | | | | | | | | | | | | | | | | | | | | | | | | | | | | | | | | | | | | | | | | | | | | | | | | | | | | | | | | | | | | | | | | | | | | | | | | | | | | | | | | | | | | | | | | | | | | | | | | | | | | | | | | | | | | | | | | | | | | | | | | | | | | | | | | | | | | | | | | | | | | | | | | | | | | | | | | | | | | | | | | | | | | | | | | | | | | | | | | | | | | | | | | | | | | | | | | | | | | | | | | | | | | | | | | | | | | | | | | | | | | | | | | | | | | | | | | | | | | | | | | | | | | | | | | | | | | | | | | | | | | | | | | | | | | | | | | | | | | | | | | | | | | | | | | | | | | | | | | | | | | | | | | | | | | | | | | | | | | | | | | | | | | | | | | | | | | | | | | | | | | | | | | | | | | | | | | | | | | | | | | | | | | | | | | | | | | | | | | | | | | | | | | | | | | | | | | | | | | | | | | | | | | | | | | | | | | | | | | | | | | | | | | | | | | | | | | | | | | | | | | | | | | | | | | | | | | | | | | | | | | | | | | | | | | | | | | | | | | | | | | | | | | | | | | | | | | | | | | | | | | | | | | | | | | | | | | | | | | | | | | | | | | | | | | | | | | | | | | | | | | | | | | | | | | | | | | | | | | | | | | | | | | | | | | | | | | | | | | | | | | | | | | | | | | |
| Pittsburg..... | 249,848 | 15,717 | 6.3 | 152,489 | 1,055 | 0.7 | 82,992 | 12,571 | 15.1 | 14,367 | 2,091 | 14.6 | | | | | | | | | | | | | | | | | | | | | | | | | | | | | | | | | | | | | | | | | | | | | | | | | | | | | | | | | | | | | | | | | | | | | | | | | | | | | | | | | | | | | | | | | | | | | | | | | | | | | | | | | | | | | | | | | | | | | | | | | | | | | | | | | | | | | | | | | | | | | | | | | | | | | | | | | | | | | | | | | | | | | | | | | | | | | | | | | | | | | | | | | | | | | | | | | | | | | | | | | | | | | | | | | | | | | | | | | | | | | | | | | | | | | | | | | | | | | | | | | | | | | | | | | | | | | | | | | | | | | | | | | | | | | | | | | | | | | | | | | | | | | | | | | | | | | | | | | | | | | | | | | | | | | | | | | | | | | | | | | | | | | | | | | | | | | | | | | | | | | | | | | | | | | | | | | | | | | | | | | | | | | | | | | | | | | | | | | | | | | | | | | | | | | | | | | | | | | | | | | | | | | | | | | | | | | | | | | | | | | | | | | | | | | | | | | | | | | | | | | | | | | | | | | | | | | | | | | | | | | | | | | | | | | | | | | | | | | | | | | | | | | | | | | | | | | | | | | | | | | | | | | | | | | | | | | | | | | | | | | | | | | | | | | | | | | | | | | | | | | | | | | | | | | | | | | | | | | | | | | | | | | | | | | | | | | | | | | | | | | | | | | | | | | | | | | | | | | | | | | | | | | | | | | | | | | | | | | | | | | | | | | | | | | | | | | | | | | | | | | | | | | | | | | | | | | | | | | | | | | | | | | | | | | | | | | | | | | | | | | | | | | | | | | | | | | | | | | | | | | | |
| Reading..... | 62,890 | 2,555 | 4.1 | 56,613 | 1,533 | 2.7 | 5,811 | 965 | 16.6 | 466 | 57 | 12.2 | | | | | | | | | | | | | | | | | | | | | | | | | | | | | | | | | | | | | | | | | | | | | | | | | | | | | | | | | | | | | | | | | | | | | | | | | | | | | | | | | | | | | | | | | | | | | | | | | | | | | | | | | | | | | | | | | | | | | | | | | | | | | | | | | | | | | | | | | | | | | | | | | | | | | | | | | | | | | | | | | | | | | | | | | | | | | | | | | | | | | | | | | | | | | | | | | | | | | | | | | | | | | | | | | | | | | | | | | | | | | | | | | | | | | | | | | | | | | | | | | | | | | | | | | | | | | | | | | | | | | | | | | | | | | | | | | | | | | | | | | | | | | | | | | | | | | | | | | | | | | | | | | | | | | | | | | | | | | | | | | | | | | | | | | | | | | | | | | | | | | | | | | | | | | | | | | | | | | | | | | | | | | | | | | | | | | | | | | | | | | | | | | | | | | | | | | | | | | | | | | | | | | | | | | | | | | | | | | | | | | | | | | | | | | | | | | | | | | | | | | | | | | | | | | | | | | | | | | | | | | | | | | | | | | | | | | | | | | | | | | | | | | | | | | | | | | | | | | | | | | | | | | | | | | | | | | | | | | | | | | | | | | | | | | | | | | | | | | | | | | | | | | | | | | | | | | | | | | | | | | | | | | | | | | | | | | | | | | | | | | | | | | | | | | | | | | | | | | | | | | | | | | | | | | | | | | | | | | | | | | | | | | | | | | | | | | | | | | | | | | | | | | | | | | | | | | | | | | | | | | | | | | | | | | | | | | | | | | | | | | | | | | | | | | | | | | | | | | | | | | | |
| Scranton..... | 77,802 | 6,814 | 8.8 | 49,001 | 838 | 1.7 | 28,354 | 5,980 | 20.9 | 447 | 46 | 10.3 | | | | | | | | | | | | | | | | | | | | | | | | | | | | | | | | | | | | | | | | | | | | | | | | | | | | | | | | | | | | | | | | | | | | | | | | | | | | | | | | | | | | | | | | | | | | | | | | | | | | | | | | | | | | | | | | | | | | | | | | | | | | | | | | | | | | | | | | | | | | | | | | | | | | | | | | | | | | | | | | | | | | | | | | | | | | | | | | | | | | | | | | | | | | | | | | | | | | | | | | | | | | | | | | | | | | | | | | | | | | | | | | | | | | | | | | | | | | | | | | | | | | | | | | | | | | | | | | | | | | | | | | | | | | | | | | | | | | | | | | | | | | | | | | | | | | | | | | | | | | | | | | | | | | | | | | | | | | | | | | | | | | | | | | | | | | | | | | | | | | | | | | | | | | | | | | | | | | | | | | | | | | | | | | | | | | | | | | | | | | | | | | | | | | | | | | | | | | | | | | | | | | | | | | | | | | | | | | | | | | | | | | | | | | | | | | | | | | | | | | | | | | | | | | | | | | | | | | | | | | | | | | | | | | | | | | | | | | | | | | | | | | | | | | | | | | | | | | | | | | | | | | | | | | | | | | | | | | | | | | | | | | | | | | | | | | | | | | | | | | | | | | | | | | | | | | | | | | | | | | | | | | | | | | | | | | | | | | | | | | | | | | | | | | | | | | | | | | | | | | | | | | | | | | | | | | | | | | | | | | | | | | | | | | | | | | | | | | | | | | | | | | | | | | | | | | | | | | | | | | | | | | | | | | | | | | | | | | | | | | | | | | | | | | | | | | | | | | | | | | | | |
| Wilkesbarre..... | 39,561 | 2,438 | 6.2 | 27,010 | 369 | 1.4 | 11,938 | 1,980 | 16.5 | 563 | 89 | 15.8 | | | | | | | | | | | | | | | | | | | | | | | | | | | | | | | | | | | | | | | | | | | | | | | | | | | | | | | | | | | | | | | | | | | | | | | | | | | | | | | | | | | | | | | | | | | | | | | | | | | | | | | | | | | | | | | | | | | | | | | | | | | | | | | | | | | | | | | | | | | | | | | | | | | | | | | | | | | | | | | | | | | | | | | | | | | | | | | | | | | | | | | | | | | | | | | | | | | | | | | | | | | | | | | | | | | | | | | | | | | | | | | | | | | | | | | | | | | | | | | | | | | | | | | | | | | | | | | | | | | | | | | | | | | | | | | | | | | | | | | | | | | | | | | | | | | | | | | | | | | | | | | | | | | | | | | | | | | | | | | | | | | | | | | | | | | | | | | | | | | | | | | | | | | | | | | | | | | | | | | | | | | | | | | | | | | | | | | | | | | | | | | | | | | | | | | | | | | | | | | | | | | | | | | | | | | | | | | | | | | | | | | | | | | | | | | | | | | | | | | | | | | | | | | | | | | | | | | | | | | | | | | | | | | | | | | | | | | | | | | | | | | | | | | | | | | | | | | | | | | | | | | | | | | | | | | | | | | | | | | | | | | | | | | | | | | | | | | | | | | | | | | | | | | | | | | | | | | | | | | | | | | | | | | | | | | | | | | | | | | | | | | | | | | | | | | | | | | | | | | | | | | | | | | | | | | | | | | | | | | | | | | | | | | | | | | | | | | | | | | | | | | | | | | | | | | | | | | | | | | | | | | | | | | | | | | | | | | | | | | | | | | | | | | | | | | | | | | | | | | | | | |
| Williamsport..... | 23,421 | 625 | 2.7 | 20,327 | 276 | 1.4 | 2,211 | 184 | 8.3 | 883 | 165 | 18.7 | | | | | | | | | | | | | | | | | | | | | | | | | | | | | | | | | | | | | | | | | | | | | | | | | | | | | | | | | | | | | | | | | | | | | | | | | | | | | | | | | | | | | | | | | | | | | | | | | | | | | | | | | | | | | | | | | | | | | | | | | | | | | | | | | | | | | | | | | | | | | | | | | | | | | | | | | | | | | | | | | | | | | | | | | | | | | | | | | | | | | | | | | | | | | | | | | | | | | | | | | | | | | | | | | | | | | | | | | | | | | | | | | | | | | | | | | | | | | | | | | | | | | | | | | | | | | | | | | | | | | | | | | | | | | | | | | | | | | | | | | | | | | | | | | | | | | | | | | | | | | | | | | | | | | | | | | | | | | | | | | | | | | | | | | | | | | | | | | | | | | | | | | | | | | | | | | | | | | | | | | | | | | | | | | | | | | | | | | | | | | | | | | | | | | | | | | | | | | | | | | | | | | | | | | | | | | | | | | | | | | | | | | | | | | | | | | | | | | | | | | | | | | | | | | | | | | | | | | | | | | | | | | | | | | | | | | | | | | | | | | | | | | | | | | | | | | | | | | | | | | | | | | | | | | | | | | | | | | | | | | | | | | | | | | | | | | | | | | | | | | | | | | | | | | | | | | | | | | | | | | | | | | | | | | | | | | | | | | | | | | | | | | | | | | | | | | | | | | | | | | | | | | | | | | | | | | | | | | | | | | | | | | | | | | | | | | | | | | | | | | | | | | | | | | | | | | | | | | | | | | | | | | | | | | | | | | | | | | | | | | | | | | | | | | | | | | | | | | | | | | | |
| York..... | 26,795 | 949 | 3.5 | 24,371 | 700 | 2.8 | 1,279 | 155 | 12.1 | 645 | 94 | 14.6 | | | | | | | | | | | | | | | | | | | | | | | | | | | | | | | | | | | | | | | | | | | | | | | | | | | | | | | | | | | | | | | | | | | | | | | | | | | | | | | | | | | | | | | | | | | | | | | | | | | | | | | | | | | | | | | | | | | | | | | | | | | | | | | | | | | | | | | | | | | | | | | | | | | | | | | | | | | | | | | | | | | | | | | | | | | | | | | | | | | | | | | | | | | | | | | | | | | | | | | | | | | | | | | | | | | | | | | | | | | | | | | | | | | | | | | | | | | | | | | | | | | | | | | | | | | | | | | | | | | | | | | | | | | | | | | | | | | | | | | | | | | | | | | | | | | | | | | | | | | | | | | | | | | | | | | | | | | | | | | | | | | | | | | | | | | | | | | | | | | | | | | | | | | | | | | | | | | | | | | | | | | | | | | | | | | | | | | | | | | | | | | | | | | | | | | | | | | | | | | | | | | | | | | | | | | | | | | | | | | | | | | | | | | | | | | | | | | | | | | | | | | | | | | | | | | | | | | | | | | | | | | | | | | | | | | | | | | | | | | | | | | | | | | | | | | | | | | | | | | | | | | | | | | | | | | | | | | | | | | | | | | | | | | | | | | | | | | | | | | | | | | | | | | | | | | | | | | | | | | | | | | | | | | | | | | | | | | | | | | | | | | | | | | | | | | | | | | | | | | | | | | | | | | | | | | | | | | | | | | | | | | | | | | | | | | | | | | | | | | | | | | | | | | | | | | | | | | | | | | | | | | | | | | | | | | | | | | | | | | | | | | | | | | | | | | | | | | | | | | | | | |
| Rhode Island: | | | | | | | | | | | | | Pawtucket..... | 31,259 | 1,947 | 6.2 | 18,343 | 269 | 1.5 | 12,746 | 1,661 | 13.0 | 165 | 17 | 10.3 | Providence..... | 143,137 | 10,029 | 7.0 | 84,979 | 749 | 0.9 | 53,894 | 3,607 | 16.0 | 4,264 | 673 | 15.8 | Woonsocket..... | 21,697 | 3,384 | 15.6 | 10,024 | 447 | 4.5 | 11,650 | 2,933 | 25.2 | 23 | 4 | 17.4 | South Carolina: | | | | | | | | | | | | | Charleston..... | 44,719 | 7,768 | 17.4 | 17,111 | 161 | 0.9 | 2,498 | 140 | 5.6 | 25,110 | 7,462 | 29.7 | Tennessee: | | | | | | | | | | | | | Chattanooga..... | 24,553 | 3,816 | 15.5 | 12,823 | 491 | 3.8 | 972 | 47 | 4.8 | 10,763 | 3,278 | 30.5 | Knoxville..... | 26,229 | 3,040 | 11.6 | 19,287 | 1,371 | 7.1 | 886 | 70 | 7.9 | 6,056 | 1,599 | 26.4 | Memphis..... | 82,065 | 14,989 | 18.3 | 36,887 | 312 | 0.8 | 4,975 | 561 | 11.3 | 40,203 | 14,116 | 35.1 | Nashville..... | 65,754 | 9,460 | 14.4 | 37,882 | 1,100 | 2.9 | 2,932 | 295 | 9.9 | 24,890 | 8,065 | 32.4 | Texas: | | | | | | | | | | | | | Dallas..... | 34,304 | 2,477 | 7.2 | 23,484 | 321 | 1.4 | 3,321 | 266 | 8.0 | 7,499 | 1,890 | 25.2 | Fort Worth..... | 21,099 | 1,113 | 5.3 | 15,871 | 148 | 0.9 | 1,747 | 121 | 6.9 | 3,481 | 844 | 24.2 | Galveston..... | 29,965 | 2,250 | 7.5 | 16,969 | 240 | 1.4 | 6,081 | 373 | 6.1 | 6,915 | 1,637 | 23.7 | Houston..... | 36,194 | 4,137 | 11.4 | 19,728 | 161 | 0.8 | 4,264 | 342 | 8.0 | 12,202 | 3,634 | 29.8 | San Antonio..... | 41,533 | 4,244 | 10.2 | 26,393 | 1,217 | 4.6 | 9,035 | 1,746 | 19.3 | 6,105 | 1,281 | 21.0 | Utah: | | | | | | | | | | | | | Salt Lake City..... | 40,526 | 649 | 1.6 | 27,704 | 81 | 0.3 | 12,355 | 465 | 3.8 | 467 | 103 | 22.1 | Virginia: | | | | | | | | | | | | | Norfolk..... | 37,696 | 6,925 | 18.4 | 19,438 | 395 | 2.0 | 1,680 | 131 | 8.3 | 16,678 | 6,399 | 38.4 | Richmond..... | 69,309 | 9,501 | 13.7 | 39,852 | 664 | 1.7 | 2,792 | 249 | 8.9 | 26,665 | 8,588 | 32.2 | Washington: | | | | | | | | | | | | | Seattle..... | 69,505 | 901 | 1.3 | 47,331 | 81 | 0.2 | 13,407 | 402 | 2.2 | 3,767 | 413 | 11.1 | Spokane..... | 30,477 | 554 | 1.8 | 22,446 | 18 | 0.1 | 7,329 | 397 | 5.4 | 702 | 139 | 19.8 | Tacoma..... | 30,434 | 874 | 2.9 | 19,225 | 47 | 0.2 | 10,034 | 395 | 3.9 | 1,175 | 432 | 36.8 | West Virginia: | | | | | | | | | | | | | Wheeling..... | 31,193 | 1,174 | 3.8 | 24,374 | 403 | 1.6 | 5,374 | 579 | 10.8 | 945 | 192 | 20.3 | Wisconsin: | | | | | | | | | | | | | La Crosse..... | 22,287 | 510 | 2.3 | 15,091 | 63 | 0.4 | 7,146 | 443 | 6.2 | 50 | 4 | 8.0 | Milwaukee..... | 216,356 | 8,243 | 3.8 | 123,040 | 498 | 0.4 | 87,524 | 7,695 | 8.8 | 792 | 50 | 6.3 | Oshkosh..... | 22,004 | 699 | 3.2 | 14,697 | 55 | 0.4 | 7,243 | 623 | 8.7 | 64 | 16 | 25.0 | Racine..... | 22,377 | 960 | 4.3 | 13,195 | 34 | 0.3 | 9,104 | 906 | 10.0 | 78 | 20 | 25.6 | Superior..... | 23,558 | 773 | 3.3 | 12,156 | 35 | 0.3 | 11,207 | 729 | 6.5 | 195 | 14 | 7.2 | | | | | | | | | | | | | | | | | | | | | | | | | | | | | | | | | | | | | | | | | | | | | | | | | | | | | | | | | | | | | | | | | | | | | | | | | | | | | | | | | | | | | | | | | | | | | | | | | | | | | | | | | | | | | | | | | | | | | | | | | | | | | | | | | | | | | | | | | | | | | | | | | | | | | | | | | | | | | | | | | | | | | | | | | | | | | | | | | | | | | | | | | | | | | | | | | | | | | | | | | | | | | | | | | | | | | | | | | | | | | | | | | | | | | | | | | | | | | | | | | | | | | | | | | | | | | | | | | | | | | | | | | | | | | | | | | |
| Pawtucket..... | 31,259 | 1,947 | 6.2 | 18,343 | 269 | 1.5 | 12,746 | 1,661 | 13.0 | 165 | 17 | 10.3 | | | | | | | | | | | | | | | | | | | | | | | | | | | | | | | | | | | | | | | | | | | | | | | | | | | | | | | | | | | | | | | | | | | | | | | | | | | | | | | | | | | | | | | | | | | | | | | | | | | | | | | | | | | | | | | | | | | | | | | | | | | | | | | | | | | | | | | | | | | | | | | | | | | | | | | | | | | | | | | | | | | | | | | | | | | | | | | | | | | | | | | | | | | | | | | | | | | | | | | | | | | | | | | | | | | | | | | | | | | | | | | | | | | | | | | | | | | | | | | | | | | | | | | | | | | | | | | | | | | | | | | | | | | | | | | | | | | | | | | | | | | | | | | | | | | | | | | | | | | | | | | | | | | | | | | | | | | | | | | | | | | | | | | | | | | | | | | | | | | | | | | | | | | | | | | | | | | | | | | | | | | | | | | | | | | | | | | | | | | | | | | | | | | | | | | | | | | | | | | | | | | | | | | | | | | | | | | | | | | | | | | | | | | | | | | | | | | | | | | | | | | | | | | | | | | | | | | | | | | | | | | | | | | | | | | | | | | | | | | | | | | | | | | | | | | | | | | | | | | | | | | | | | | | | | | | | | | | | | | | | | | | | | | | | | | | | | | | | | | | | | | | | | | | | | | | | | | | | | | | | | | | | | | | | | | | | | | | | | | | | | | | | | | | | | | | | | | | | | | | | | | | | | | | | | | | | | | | | | | | | | | | | | | | | | | | | | | | | | | | | | | | | | | | | | | | | | | | | | | | | | | | | | | | | | | | | | | | | | | | | | | | | | | | | | | | | | | | | | | | | | |
| Providence..... | 143,137 | 10,029 | 7.0 | 84,979 | 749 | 0.9 | 53,894 | 3,607 | 16.0 | 4,264 | 673 | 15.8 | | | | | | | | | | | | | | | | | | | | | | | | | | | | | | | | | | | | | | | | | | | | | | | | | | | | | | | | | | | | | | | | | | | | | | | | | | | | | | | | | | | | | | | | | | | | | | | | | | | | | | | | | | | | | | | | | | | | | | | | | | | | | | | | | | | | | | | | | | | | | | | | | | | | | | | | | | | | | | | | | | | | | | | | | | | | | | | | | | | | | | | | | | | | | | | | | | | | | | | | | | | | | | | | | | | | | | | | | | | | | | | | | | | | | | | | | | | | | | | | | | | | | | | | | | | | | | | | | | | | | | | | | | | | | | | | | | | | | | | | | | | | | | | | | | | | | | | | | | | | | | | | | | | | | | | | | | | | | | | | | | | | | | | | | | | | | | | | | | | | | | | | | | | | | | | | | | | | | | | | | | | | | | | | | | | | | | | | | | | | | | | | | | | | | | | | | | | | | | | | | | | | | | | | | | | | | | | | | | | | | | | | | | | | | | | | | | | | | | | | | | | | | | | | | | | | | | | | | | | | | | | | | | | | | | | | | | | | | | | | | | | | | | | | | | | | | | | | | | | | | | | | | | | | | | | | | | | | | | | | | | | | | | | | | | | | | | | | | | | | | | | | | | | | | | | | | | | | | | | | | | | | | | | | | | | | | | | | | | | | | | | | | | | | | | | | | | | | | | | | | | | | | | | | | | | | | | | | | | | | | | | | | | | | | | | | | | | | | | | | | | | | | | | | | | | | | | | | | | | | | | | | | | | | | | | | | | | | | | | | | | | | | | | | | | | | | | | | | | | | | | |
| Woonsocket..... | 21,697 | 3,384 | 15.6 | 10,024 | 447 | 4.5 | 11,650 | 2,933 | 25.2 | 23 | 4 | 17.4 | | | | | | | | | | | | | | | | | | | | | | | | | | | | | | | | | | | | | | | | | | | | | | | | | | | | | | | | | | | | | | | | | | | | | | | | | | | | | | | | | | | | | | | | | | | | | | | | | | | | | | | | | | | | | | | | | | | | | | | | | | | | | | | | | | | | | | | | | | | | | | | | | | | | | | | | | | | | | | | | | | | | | | | | | | | | | | | | | | | | | | | | | | | | | | | | | | | | | | | | | | | | | | | | | | | | | | | | | | | | | | | | | | | | | | | | | | | | | | | | | | | | | | | | | | | | | | | | | | | | | | | | | | | | | | | | | | | | | | | | | | | | | | | | | | | | | | | | | | | | | | | | | | | | | | | | | | | | | | | | | | | | | | | | | | | | | | | | | | | | | | | | | | | | | | | | | | | | | | | | | | | | | | | | | | | | | | | | | | | | | | | | | | | | | | | | | | | | | | | | | | | | | | | | | | | | | | | | | | | | | | | | | | | | | | | | | | | | | | | | | | | | | | | | | | | | | | | | | | | | | | | | | | | | | | | | | | | | | | | | | | | | | | | | | | | | | | | | | | | | | | | | | | | | | | | | | | | | | | | | | | | | | | | | | | | | | | | | | | | | | | | | | | | | | | | | | | | | | | | | | | | | | | | | | | | | | | | | | | | | | | | | | | | | | | | | | | | | | | | | | | | | | | | | | | | | | | | | | | | | | | | | | | | | | | | | | | | | | | | | | | | | | | | | | | | | | | | | | | | | | | | | | | | | | | | | | | | | | | | | | | | | | | | | | | | | | | | | | | | | | | |
| South Carolina: | | | | | | | | | | | | | Charleston..... | 44,719 | 7,768 | 17.4 | 17,111 | 161 | 0.9 | 2,498 | 140 | 5.6 | 25,110 | 7,462 | 29.7 | Tennessee: | | | | | | | | | | | | | Chattanooga..... | 24,553 | 3,816 | 15.5 | 12,823 | 491 | 3.8 | 972 | 47 | 4.8 | 10,763 | 3,278 | 30.5 | Knoxville..... | 26,229 | 3,040 | 11.6 | 19,287 | 1,371 | 7.1 | 886 | 70 | 7.9 | 6,056 | 1,599 | 26.4 | Memphis..... | 82,065 | 14,989 | 18.3 | 36,887 | 312 | 0.8 | 4,975 | 561 | 11.3 | 40,203 | 14,116 | 35.1 | Nashville..... | 65,754 | 9,460 | 14.4 | 37,882 | 1,100 | 2.9 | 2,932 | 295 | 9.9 | 24,890 | 8,065 | 32.4 | Texas: | | | | | | | | | | | | | Dallas..... | 34,304 | 2,477 | 7.2 | 23,484 | 321 | 1.4 | 3,321 | 266 | 8.0 | 7,499 | 1,890 | 25.2 | Fort Worth..... | 21,099 | 1,113 | 5.3 | 15,871 | 148 | 0.9 | 1,747 | 121 | 6.9 | 3,481 | 844 | 24.2 | Galveston..... | 29,965 | 2,250 | 7.5 | 16,969 | 240 | 1.4 | 6,081 | 373 | 6.1 | 6,915 | 1,637 | 23.7 | Houston..... | 36,194 | 4,137 | 11.4 | 19,728 | 161 | 0.8 | 4,264 | 342 | 8.0 | 12,202 | 3,634 | 29.8 | San Antonio..... | 41,533 | 4,244 | 10.2 | 26,393 | 1,217 | 4.6 | 9,035 | 1,746 | 19.3 | 6,105 | 1,281 | 21.0 | Utah: | | | | | | | | | | | | | Salt Lake City..... | 40,526 | 649 | 1.6 | 27,704 | 81 | 0.3 | 12,355 | 465 | 3.8 | 467 | 103 | 22.1 | Virginia: | | | | | | | | | | | | | Norfolk..... | 37,696 | 6,925 | 18.4 | 19,438 | 395 | 2.0 | 1,680 | 131 | 8.3 | 16,678 | 6,399 | 38.4 | Richmond..... | 69,309 | 9,501 | 13.7 | 39,852 | 664 | 1.7 | 2,792 | 249 | 8.9 | 26,665 | 8,588 | 32.2 | Washington: | | | | | | | | | | | | | Seattle..... | 69,505 | 901 | 1.3 | 47,331 | 81 | 0.2 | 13,407 | 402 | 2.2 | 3,767 | 413 | 11.1 | Spokane..... | 30,477 | 554 | 1.8 | 22,446 | 18 | 0.1 | 7,329 | 397 | 5.4 | 702 | 139 | 19.8 | Tacoma..... | 30,434 | 874 | 2.9 | 19,225 | 47 | 0.2 | 10,034 | 395 | 3.9 | 1,175 | 432 | 36.8 | West Virginia: | | | | | | | | | | | | | Wheeling..... | 31,193 | 1,174 | 3.8 | 24,374 | 403 | 1.6 | 5,374 | 579 | 10.8 | 945 | 192 | 20.3 | Wisconsin: | | | | | | | | | | | | | La Crosse..... | 22,287 | 510 | 2.3 | 15,091 | 63 | 0.4 | 7,146 | 443 | 6.2 | 50 | 4 | 8.0 | Milwaukee..... | 216,356 | 8,243 | 3.8 | 123,040 | 498 | 0.4 | 87,524 | 7,695 | 8.8 | 792 | 50 | 6.3 | Oshkosh..... | 22,004 | 699 | 3.2 | 14,697 | 55 | 0.4 | 7,243 | 623 | 8.7 | 64 | 16 | 25.0 | Racine..... | 22,377 | 960 | 4.3 | 13,195 | 34 | 0.3 | 9,104 | 906 | 10.0 | 78 | 20 | 25.6 | Superior..... | 23,558 | 773 | 3.3 | 12,156 | 35 | 0.3 | 11,207 | 729 | 6.5 | 195 | 14 | 7.2 | | | | | | | | | | | | | | | | | | | | | | | | | | | | | | | | | | | | | | | | | | | | | | | | | | | | | | | | | | | | | | | | | | | | | | | | | | | | | | | | | | | | | | | | | | | | | | | | | | | | | | | | | | | | | | | | | | | | | | | | | | | | | | | | | | | | | | | | | | | | | | | | | | | | | | | | | | | | | | | | | | | | | | | | | | | | | | | | | | | | | | | | | | | | | | | | | | | | | | | | | | | | | | | | | | | | | | | | | | | | | | | | | | | | | | | | | | | | | | | | | | | | | | | | | | | | | | | | | | | | | | | | | | | | | | | | | | | | | | | | | | | | | | | | | | | | | | | | | | | | | | | | | | | | | | | | | | | | | | | | | | | | | |
| Charleston..... | 44,719 | 7,768 | 17.4 | 17,111 | 161 | 0.9 | 2,498 | 140 | 5.6 | 25,110 | 7,462 | 29.7 | | | | | | | | | | | | | | | | | | | | | | | | | | | | | | | | | | | | | | | | | | | | | | | | | | | | | | | | | | | | | | | | | | | | | | | | | | | | | | | | | | | | | | | | | | | | | | | | | | | | | | | | | | | | | | | | | | | | | | | | | | | | | | | | | | | | | | | | | | | | | | | | | | | | | | | | | | | | | | | | | | | | | | | | | | | | | | | | | | | | | | | | | | | | | | | | | | | | | | | | | | | | | | | | | | | | | | | | | | | | | | | | | | | | | | | | | | | | | | | | | | | | | | | | | | | | | | | | | | | | | | | | | | | | | | | | | | | | | | | | | | | | | | | | | | | | | | | | | | | | | | | | | | | | | | | | | | | | | | | | | | | | | | | | | | | | | | | | | | | | | | | | | | | | | | | | | | | | | | | | | | | | | | | | | | | | | | | | | | | | | | | | | | | | | | | | | | | | | | | | | | | | | | | | | | | | | | | | | | | | | | | | | | | | | | | | | | | | | | | | | | | | | | | | | | | | | | | | | | | | | | | | | | | | | | | | | | | | | | | | | | | | | | | | | | | | | | | | | | | | | | | | | | | | | | | | | | | | | | | | | | | | | | | | | | | | | | | | | | | | | | | | | | | | | | | | | | | | | | | | | | | | | | | | | | | | | | | | | | | | | | | | | | | | | | | | | | | | | | | | | | | | | | | | | | | | | | | | | | | | | | | | | | | | | | | | | | | | | | | | | | | | | | | | | | | | | | | | | | | | | | | | | | | | | | | | | | | | | | | | | | | | | | | | | | | | | | | | | | | | | | |
| Tennessee: | | | | | | | | | | | | | Chattanooga..... | 24,553 | 3,816 | 15.5 | 12,823 | 491 | 3.8 | 972 | 47 | 4.8 | 10,763 | 3,278 | 30.5 | Knoxville..... | 26,229 | 3,040 | 11.6 | 19,287 | 1,371 | 7.1 | 886 | 70 | 7.9 | 6,056 | 1,599 | 26.4 | Memphis..... | 82,065 | 14,989 | 18.3 | 36,887 | 312 | 0.8 | 4,975 | 561 | 11.3 | 40,203 | 14,116 | 35.1 | Nashville..... | 65,754 | 9,460 | 14.4 | 37,882 | 1,100 | 2.9 | 2,932 | 295 | 9.9 | 24,890 | 8,065 | 32.4 | Texas: | | | | | | | | | | | | | Dallas..... | 34,304 | 2,477 | 7.2 | 23,484 | 321 | 1.4 | 3,321 | 266 | 8.0 | 7,499 | 1,890 | 25.2 | Fort Worth..... | 21,099 | 1,113 | 5.3 | 15,871 | 148 | 0.9 | 1,747 | 121 | 6.9 | 3,481 | 844 | 24.2 | Galveston..... | 29,965 | 2,250 | 7.5 | 16,969 | 240 | 1.4 | 6,081 | 373 | 6.1 | 6,915 | 1,637 | 23.7 | Houston..... | 36,194 | 4,137 | 11.4 | 19,728 | 161 | 0.8 | 4,264 | 342 | 8.0 | 12,202 | 3,634 | 29.8 | San Antonio..... | 41,533 | 4,244 | 10.2 | 26,393 | 1,217 | 4.6 | 9,035 | 1,746 | 19.3 | 6,105 | 1,281 | 21.0 | Utah: | | | | | | | | | | | | | Salt Lake City..... | 40,526 | 649 | 1.6 | 27,704 | 81 | 0.3 | 12,355 | 465 | 3.8 | 467 | 103 | 22.1 | Virginia: | | | | | | | | | | | | | Norfolk..... | 37,696 | 6,925 | 18.4 | 19,438 | 395 | 2.0 | 1,680 | 131 | 8.3 | 16,678 | 6,399 | 38.4 | Richmond..... | 69,309 | 9,501 | 13.7 | 39,852 | 664 | 1.7 | 2,792 | 249 | 8.9 | 26,665 | 8,588 | 32.2 | Washington: | | | | | | | | | | | | | Seattle..... | 69,505 | 901 | 1.3 | 47,331 | 81 | 0.2 | 13,407 | 402 | 2.2 | 3,767 | 413 | 11.1 | Spokane..... | 30,477 | 554 | 1.8 | 22,446 | 18 | 0.1 | 7,329 | 397 | 5.4 | 702 | 139 | 19.8 | Tacoma..... | 30,434 | 874 | 2.9 | 19,225 | 47 | 0.2 | 10,034 | 395 | 3.9 | 1,175 | 432 | 36.8 | West Virginia: | | | | | | | | | | | | | Wheeling..... | 31,193 | 1,174 | 3.8 | 24,374 | 403 | 1.6 | 5,374 | 579 | 10.8 | 945 | 192 | 20.3 | Wisconsin: | | | | | | | | | | | | | La Crosse..... | 22,287 | 510 | 2.3 | 15,091 | 63 | 0.4 | 7,146 | 443 | 6.2 | 50 | 4 | 8.0 | Milwaukee..... | 216,356 | 8,243 | 3.8 | 123,040 | 498 | 0.4 | 87,524 | 7,695 | 8.8 | 792 | 50 | 6.3 | Oshkosh..... | 22,004 | 699 | 3.2 | 14,697 | 55 | 0.4 | 7,243 | 623 | 8.7 | 64 | 16 | 25.0 | Racine..... | 22,377 | 960 | 4.3 | 13,195 | 34 | 0.3 | 9,104 | 906 | 10.0 | 78 | 20 | 25.6 | Superior..... | 23,558 | 773 | 3.3 | 12,156 | 35 | 0.3 | 11,207 | 729 | 6.5 | 195 | 14 | 7.2 | | | | | | | | | | | | | | | | | | | | | | | | | | | | | | | | | | | | | | | | | | | | | | | | | | | | | | | | | | | | | | | | | | | | | | | | | | | | | | | | | | | | | | | | | | | | | | | | | | | | | | | | | | | | | | | | | | | | | | | | | | | | | | | | | | | | | | | | | | | | | | | | | | | | | | | | | | | | | | | | | | | | | | | | | | | | | | | | | | | | | | | | | | | | | | | | | | | | | | | | | | | | | | | | | | | | | | | | | | | | | | | | | | | | | | | | | | | | | | | | | | | | | | | | | | | | | | | | | | | | | | | | | | | | | | | | | | | | | | | | | | | | | | | | | | | | | | | | | | | | | | | | | | | | | | | | | | | | | | | | | | | | | | | | | | | | | | | | | | | | | | | | | | | | | | | |
| Chattanooga..... | 24,553 | 3,816 | 15.5 | 12,823 | 491 | 3.8 | 972 | 47 | 4.8 | 10,763 | 3,278 | 30.5 | | | | | | | | | | | | | | | | | | | | | | | | | | | | | | | | | | | | | | | | | | | | | | | | | | | | | | | | | | | | | | | | | | | | | | | | | | | | | | | | | | | | | | | | | | | | | | | | | | | | | | | | | | | | | | | | | | | | | | | | | | | | | | | | | | | | | | | | | | | | | | | | | | | | | | | | | | | | | | | | | | | | | | | | | | | | | | | | | | | | | | | | | | | | | | | | | | | | | | | | | | | | | | | | | | | | | | | | | | | | | | | | | | | | | | | | | | | | | | | | | | | | | | | | | | | | | | | | | | | | | | | | | | | | | | | | | | | | | | | | | | | | | | | | | | | | | | | | | | | | | | | | | | | | | | | | | | | | | | | | | | | | | | | | | | | | | | | | | | | | | | | | | | | | | | | | | | | | | | | | | | | | | | | | | | | | | | | | | | | | | | | | | | | | | | | | | | | | | | | | | | | | | | | | | | | | | | | | | | | | | | | | | | | | | | | | | | | | | | | | | | | | | | | | | | | | | | | | | | | | | | | | | | | | | | | | | | | | | | | | | | | | | | | | | | | | | | | | | | | | | | | | | | | | | | | | | | | | | | | | | | | | | | | | | | | | | | | | | | | | | | | | | | | | | | | | | | | | | | | | | | | | | | | | | | | | | | | | | | | | | | | | | | | | | | | | | | | | | | | | | | | | | | | | | | | | | | | | | | | | | | | | | | | | | | | | | | | | | | | | | | | | | | | | | | | | | | | | | | | | | | | | | | | | | | | | | | | | | | | | | | | | | | | | | | | | | | | | | | | | | | |
| Knoxville..... | 26,229 | 3,040 | 11.6 | 19,287 | 1,371 | 7.1 | 886 | 70 | 7.9 | 6,056 | 1,599 | 26.4 | | | | | | | | | | | | | | | | | | | | | | | | | | | | | | | | | | | | | | | | | | | | | | | | | | | | | | | | | | | | | | | | | | | | | | | | | | | | | | | | | | | | | | | | | | | | | | | | | | | | | | | | | | | | | | | | | | | | | | | | | | | | | | | | | | | | | | | | | | | | | | | | | | | | | | | | | | | | | | | | | | | | | | | | | | | | | | | | | | | | | | | | | | | | | | | | | | | | | | | | | | | | | | | | | | | | | | | | | | | | | | | | | | | | | | | | | | | | | | | | | | | | | | | | | | | | | | | | | | | | | | | | | | | | | | | | | | | | | | | | | | | | | | | | | | | | | | | | | | | | | | | | | | | | | | | | | | | | | | | | | | | | | | | | | | | | | | | | | | | | | | | | | | | | | | | | | | | | | | | | | | | | | | | | | | | | | | | | | | | | | | | | | | | | | | | | | | | | | | | | | | | | | | | | | | | | | | | | | | | | | | | | | | | | | | | | | | | | | | | | | | | | | | | | | | | | | | | | | | | | | | | | | | | | | | | | | | | | | | | | | | | | | | | | | | | | | | | | | | | | | | | | | | | | | | | | | | | | | | | | | | | | | | | | | | | | | | | | | | | | | | | | | | | | | | | | | | | | | | | | | | | | | | | | | | | | | | | | | | | | | | | | | | | | | | | | | | | | | | | | | | | | | | | | | | | | | | | | | | | | | | | | | | | | | | | | | | | | | | | | | | | | | | | | | | | | | | | | | | | | | | | | | | | | | | | | | | | | | | | | | | | | | | | | | | | | | | | | | | | | | | |
| Memphis..... | 82,065 | 14,989 | 18.3 | 36,887 | 312 | 0.8 | 4,975 | 561 | 11.3 | 40,203 | 14,116 | 35.1 | | | | | | | | | | | | | | | | | | | | | | | | | | | | | | | | | | | | | | | | | | | | | | | | | | | | | | | | | | | | | | | | | | | | | | | | | | | | | | | | | | | | | | | | | | | | | | | | | | | | | | | | | | | | | | | | | | | | | | | | | | | | | | | | | | | | | | | | | | | | | | | | | | | | | | | | | | | | | | | | | | | | | | | | | | | | | | | | | | | | | | | | | | | | | | | | | | | | | | | | | | | | | | | | | | | | | | | | | | | | | | | | | | | | | | | | | | | | | | | | | | | | | | | | | | | | | | | | | | | | | | | | | | | | | | | | | | | | | | | | | | | | | | | | | | | | | | | | | | | | | | | | | | | | | | | | | | | | | | | | | | | | | | | | | | | | | | | | | | | | | | | | | | | | | | | | | | | | | | | | | | | | | | | | | | | | | | | | | | | | | | | | | | | | | | | | | | | | | | | | | | | | | | | | | | | | | | | | | | | | | | | | | | | | | | | | | | | | | | | | | | | | | | | | | | | | | | | | | | | | | | | | | | | | | | | | | | | | | | | | | | | | | | | | | | | | | | | | | | | | | | | | | | | | | | | | | | | | | | | | | | | | | | | | | | | | | | | | | | | | | | | | | | | | | | | | | | | | | | | | | | | | | | | | | | | | | | | | | | | | | | | | | | | | | | | | | | | | | | | | | | | | | | | | | | | | | | | | | | | | | | | | | | | | | | | | | | | | | | | | | | | | | | | | | | | | | | | | | | | | | | | | | | | | | | | | | | | | | | | | | | | | | | | | | | | | | | | | | | | | | | |
| Nashville..... | 65,754 | 9,460 | 14.4 | 37,882 | 1,100 | 2.9 | 2,932 | 295 | 9.9 | 24,890 | 8,065 | 32.4 | | | | | | | | | | | | | | | | | | | | | | | | | | | | | | | | | | | | | | | | | | | | | | | | | | | | | | | | | | | | | | | | | | | | | | | | | | | | | | | | | | | | | | | | | | | | | | | | | | | | | | | | | | | | | | | | | | | | | | | | | | | | | | | | | | | | | | | | | | | | | | | | | | | | | | | | | | | | | | | | | | | | | | | | | | | | | | | | | | | | | | | | | | | | | | | | | | | | | | | | | | | | | | | | | | | | | | | | | | | | | | | | | | | | | | | | | | | | | | | | | | | | | | | | | | | | | | | | | | | | | | | | | | | | | | | | | | | | | | | | | | | | | | | | | | | | | | | | | | | | | | | | | | | | | | | | | | | | | | | | | | | | | | | | | | | | | | | | | | | | | | | | | | | | | | | | | | | | | | | | | | | | | | | | | | | | | | | | | | | | | | | | | | | | | | | | | | | | | | | | | | | | | | | | | | | | | | | | | | | | | | | | | | | | | | | | | | | | | | | | | | | | | | | | | | | | | | | | | | | | | | | | | | | | | | | | | | | | | | | | | | | | | | | | | | | | | | | | | | | | | | | | | | | | | | | | | | | | | | | | | | | | | | | | | | | | | | | | | | | | | | | | | | | | | | | | | | | | | | | | | | | | | | | | | | | | | | | | | | | | | | | | | | | | | | | | | | | | | | | | | | | | | | | | | | | | | | | | | | | | | | | | | | | | | | | | | | | | | | | | | | | | | | | | | | | | | | | | | | | | | | | | | | | | | | | | | | | | | | | | | | | | | | | | | | | | | | | | | | | | | | |
| Texas: | | | | | | | | | | | | | Dallas..... | 34,304 | 2,477 | 7.2 | 23,484 | 321 | 1.4 | 3,321 | 266 | 8.0 | 7,499 | 1,890 | 25.2 | Fort Worth..... | 21,099 | 1,113 | 5.3 | 15,871 | 148 | 0.9 | 1,747 | 121 | 6.9 | 3,481 | 844 | 24.2 | Galveston..... | 29,965 | 2,250 | 7.5 | 16,969 | 240 | 1.4 | 6,081 | 373 | 6.1 | 6,915 | 1,637 | 23.7 | Houston..... | 36,194 | 4,137 | 11.4 | 19,728 | 161 | 0.8 | 4,264 | 342 | 8.0 | 12,202 | 3,634 | 29.8 | San Antonio..... | 41,533 | 4,244 | 10.2 | 26,393 | 1,217 | 4.6 | 9,035 | 1,746 | 19.3 | 6,105 | 1,281 | 21.0 | Utah: | | | | | | | | | | | | | Salt Lake City..... | 40,526 | 649 | 1.6 | 27,704 | 81 | 0.3 | 12,355 | 465 | 3.8 | 467 | 103 | 22.1 | Virginia: | | | | | | | | | | | | | Norfolk..... | 37,696 | 6,925 | 18.4 | 19,438 | 395 | 2.0 | 1,680 | 131 | 8.3 | 16,678 | 6,399 | 38.4 | Richmond..... | 69,309 | 9,501 | 13.7 | 39,852 | 664 | 1.7 | 2,792 | 249 | 8.9 | 26,665 | 8,588 | 32.2 | Washington: | | | | | | | | | | | | | Seattle..... | 69,505 | 901 | 1.3 | 47,331 | 81 | 0.2 | 13,407 | 402 | 2.2 | 3,767 | 413 | 11.1 | Spokane..... | 30,477 | 554 | 1.8 | 22,446 | 18 | 0.1 | 7,329 | 397 | 5.4 | 702 | 139 | 19.8 | Tacoma..... | 30,434 | 874 | 2.9 | 19,225 | 47 | 0.2 | 10,034 | 395 | 3.9 | 1,175 | 432 | 36.8 | West Virginia: | | | | | | | | | | | | | Wheeling..... | 31,193 | 1,174 | 3.8 | 24,374 | 403 | 1.6 | 5,374 | 579 | 10.8 | 945 | 192 | 20.3 | Wisconsin: | | | | | | | | | | | | | La Crosse..... | 22,287 | 510 | 2.3 | 15,091 | 63 | 0.4 | 7,146 | 443 | 6.2 | 50 | 4 | 8.0 | Milwaukee..... | 216,356 | 8,243 | 3.8 | 123,040 | 498 | 0.4 | 87,524 | 7,695 | 8.8 | 792 | 50 | 6.3 | Oshkosh..... | 22,004 | 699 | 3.2 | 14,697 | 55 | 0.4 | 7,243 | 623 | 8.7 | 64 | 16 | 25.0 | Racine..... | 22,377 | 960 | 4.3 | 13,195 | 34 | 0.3 | 9,104 | 906 | 10.0 | 78 | 20 | 25.6 | Superior..... | 23,558 | 773 | 3.3 | 12,156 | 35 | 0.3 | 11,207 | 729 | 6.5 | 195 | 14 | 7.2 | | | | | | | | | | | | | | | | | | | | | | | | | | | | | | | | | | | | | | | | | | | | | | | | | | | | | | | | | | | | | | | | | | | | | | | | | | | | | | | | | | | | | | | | | | | | | | | | | | | | | | | | | | | | | | | | | | | | | | | | | | | | | | | | | | | | | | | | | | | | | | | | | | | | | | | | | | | | | | | | | | | | | | | | | | | | | | | | | | | | | | | | | | | | | | | | | | | | | | | | | | | | | | | | | | | | | | | | | | | | | | | | | | | | | | | | | | | | | | | | | | | | | | | | | | | | | | | | | | | | | | | | | | | | | | | | | | | | | | | | | | | | | | | | | | | | | | | | | | | | | | | | | | | | | | | | | | | | | | | | | | | | | | | | | | | | | | | | | | | | | | | | | | | | | | | | | | | | | | | | | | | | | | | | | | | | | | | | | | | | | | | | | | | | | | | | | | | | | | | | | | | | | | | | | | | | | | | | |
| Dallas..... | 34,304 | 2,477 | 7.2 | 23,484 | 321 | 1.4 | 3,321 | 266 | 8.0 | 7,499 | 1,890 | 25.2 | | | | | | | | | | | | | | | | | | | | | | | | | | | | | | | | | | | | | | | | | | | | | | | | | | | | | | | | | | | | | | | | | | | | | | | | | | | | | | | | | | | | | | | | | | | | | | | | | | | | | | | | | | | | | | | | | | | | | | | | | | | | | | | | | | | | | | | | | | | | | | | | | | | | | | | | | | | | | | | | | | | | | | | | | | | | | | | | | | | | | | | | | | | | | | | | | | | | | | | | | | | | | | | | | | | | | | | | | | | | | | | | | | | | | | | | | | | | | | | | | | | | | | | | | | | | | | | | | | | | | | | | | | | | | | | | | | | | | | | | | | | | | | | | | | | | | | | | | | | | | | | | | | | | | | | | | | | | | | | | | | | | | | | | | | | | | | | | | | | | | | | | | | | | | | | | | | | | | | | | | | | | | | | | | | | | | | | | | | | | | | | | | | | | | | | | | | | | | | | | | | | | | | | | | | | | | | | | | | | | | | | | | | | | | | | | | | | | | | | | | | | | | | | | | | | | | | | | | | | | | | | | | | | | | | | | | | | | | | | | | | | | | | | | | | | | | | | | | | | | | | | | | | | | | | | | | | | | | | | | | | | | | | | | | | | | | | | | | | | | | | | | | | | | | | | | | | | | | | | | | | | | | | | | | | | | | | | | | | | | | | | | | | | | | | | | | | | | | | | | | | | | | | | | | | | | | | | | | | | | | | | | | | | | | | | | | | | | | | | | | | | | | | | | | | | | | | | | | | | | | | | | | | | | | | | | | | | | | | | | | | | | | | | | | | | | | | | | | | | | | | |
| Fort Worth..... | 21,099 | 1,113 | 5.3 | 15,871 | 148 | 0.9 | 1,747 | 121 | 6.9 | 3,481 | 844 | 24.2 | | | | | | | | | | | | | | | | | | | | | | | | | | | | | | | | | | | | | | | | | | | | | | | | | | | | | | | | | | | | | | | | | | | | | | | | | | | | | | | | | | | | | | | | | | | | | | | | | | | | | | | | | | | | | | | | | | | | | | | | | | | | | | | | | | | | | | | | | | | | | | | | | | | | | | | | | | | | | | | | | | | | | | | | | | | | | | | | | | | | | | | | | | | | | | | | | | | | | | | | | | | | | | | | | | | | | | | | | | | | | | | | | | | | | | | | | | | | | | | | | | | | | | | | | | | | | | | | | | | | | | | | | | | | | | | | | | | | | | | | | | | | | | | | | | | | | | | | | | | | | | | | | | | | | | | | | | | | | | | | | | | | | | | | | | | | | | | | | | | | | | | | | | | | | | | | | | | | | | | | | | | | | | | | | | | | | | | | | | | | | | | | | | | | | | | | | | | | | | | | | | | | | | | | | | | | | | | | | | | | | | | | | | | | | | | | | | | | | | | | | | | | | | | | | | | | | | | | | | | | | | | | | | | | | | | | | | | | | | | | | | | | | | | | | | | | | | | | | | | | | | | | | | | | | | | | | | | | | | | | | | | | | | | | | | | | | | | | | | | | | | | | | | | | | | | | | | | | | | | | | | | | | | | | | | | | | | | | | | | | | | | | | | | | | | | | | | | | | | | | | | | | | | | | | | | | | | | | | | | | | | | | | | | | | | | | | | | | | | | | | | | | | | | | | | | | | | | | | | | | | | | | | | | | | | | | | | | | | | | | | | | | | | | | | | | | | | | | | | | | | | |
| Galveston..... | 29,965 | 2,250 | 7.5 | 16,969 | 240 | 1.4 | 6,081 | 373 | 6.1 | 6,915 | 1,637 | 23.7 | | | | | | | | | | | | | | | | | | | | | | | | | | | | | | | | | | | | | | | | | | | | | | | | | | | | | | | | | | | | | | | | | | | | | | | | | | | | | | | | | | | | | | | | | | | | | | | | | | | | | | | | | | | | | | | | | | | | | | | | | | | | | | | | | | | | | | | | | | | | | | | | | | | | | | | | | | | | | | | | | | | | | | | | | | | | | | | | | | | | | | | | | | | | | | | | | | | | | | | | | | | | | | | | | | | | | | | | | | | | | | | | | | | | | | | | | | | | | | | | | | | | | | | | | | | | | | | | | | | | | | | | | | | | | | | | | | | | | | | | | | | | | | | | | | | | | | | | | | | | | | | | | | | | | | | | | | | | | | | | | | | | | | | | | | | | | | | | | | | | | | | | | | | | | | | | | | | | | | | | | | | | | | | | | | | | | | | | | | | | | | | | | | | | | | | | | | | | | | | | | | | | | | | | | | | | | | | | | | | | | | | | | | | | | | | | | | | | | | | | | | | | | | | | | | | | | | | | | | | | | | | | | | | | | | | | | | | | | | | | | | | | | | | | | | | | | | | | | | | | | | | | | | | | | | | | | | | | | | | | | | | | | | | | | | | | | | | | | | | | | | | | | | | | | | | | | | | | | | | | | | | | | | | | | | | | | | | | | | | | | | | | | | | | | | | | | | | | | | | | | | | | | | | | | | | | | | | | | | | | | | | | | | | | | | | | | | | | | | | | | | | | | | | | | | | | | | | | | | | | | | | | | | | | | | | | | | | | | | | | | | | | | | | | | | | | | | | | | | | | | | |
| Houston..... | 36,194 | 4,137 | 11.4 | 19,728 | 161 | 0.8 | 4,264 | 342 | 8.0 | 12,202 | 3,634 | 29.8 | | | | | | | | | | | | | | | | | | | | | | | | | | | | | | | | | | | | | | | | | | | | | | | | | | | | | | | | | | | | | | | | | | | | | | | | | | | | | | | | | | | | | | | | | | | | | | | | | | | | | | | | | | | | | | | | | | | | | | | | | | | | | | | | | | | | | | | | | | | | | | | | | | | | | | | | | | | | | | | | | | | | | | | | | | | | | | | | | | | | | | | | | | | | | | | | | | | | | | | | | | | | | | | | | | | | | | | | | | | | | | | | | | | | | | | | | | | | | | | | | | | | | | | | | | | | | | | | | | | | | | | | | | | | | | | | | | | | | | | | | | | | | | | | | | | | | | | | | | | | | | | | | | | | | | | | | | | | | | | | | | | | | | | | | | | | | | | | | | | | | | | | | | | | | | | | | | | | | | | | | | | | | | | | | | | | | | | | | | | | | | | | | | | | | | | | | | | | | | | | | | | | | | | | | | | | | | | | | | | | | | | | | | | | | | | | | | | | | | | | | | | | | | | | | | | | | | | | | | | | | | | | | | | | | | | | | | | | | | | | | | | | | | | | | | | | | | | | | | | | | | | | | | | | | | | | | | | | | | | | | | | | | | | | | | | | | | | | | | | | | | | | | | | | | | | | | | | | | | | | | | | | | | | | | | | | | | | | | | | | | | | | | | | | | | | | | | | | | | | | | | | | | | | | | | | | | | | | | | | | | | | | | | | | | | | | | | | | | | | | | | | | | | | | | | | | | | | | | | | | | | | | | | | | | | | | | | | | | | | | | | | | | | | | | | | | | | | | | | | | | | |
| San Antonio..... | 41,533 | 4,244 | 10.2 | 26,393 | 1,217 | 4.6 | 9,035 | 1,746 | 19.3 | 6,105 | 1,281 | 21.0 | | | | | | | | | | | | | | | | | | | | | | | | | | | | | | | | | | | | | | | | | | | | | | | | | | | | | | | | | | | | | | | | | | | | | | | | | | | | | | | | | | | | | | | | | | | | | | | | | | | | | | | | | | | | | | | | | | | | | | | | | | | | | | | | | | | | | | | | | | | | | | | | | | | | | | | | | | | | | | | | | | | | | | | | | | | | | | | | | | | | | | | | | | | | | | | | | | | | | | | | | | | | | | | | | | | | | | | | | | | | | | | | | | | | | | | | | | | | | | | | | | | | | | | | | | | | | | | | | | | | | | | | | | | | | | | | | | | | | | | | | | | | | | | | | | | | | | | | | | | | | | | | | | | | | | | | | | | | | | | | | | | | | | | | | | | | | | | | | | | | | | | | | | | | | | | | | | | | | | | | | | | | | | | | | | | | | | | | | | | | | | | | | | | | | | | | | | | | | | | | | | | | | | | | | | | | | | | | | | | | | | | | | | | | | | | | | | | | | | | | | | | | | | | | | | | | | | | | | | | | | | | | | | | | | | | | | | | | | | | | | | | | | | | | | | | | | | | | | | | | | | | | | | | | | | | | | | | | | | | | | | | | | | | | | | | | | | | | | | | | | | | | | | | | | | | | | | | | | | | | | | | | | | | | | | | | | | | | | | | | | | | | | | | | | | | | | | | | | | | | | | | | | | | | | | | | | | | | | | | | | | | | | | | | | | | | | | | | | | | | | | | | | | | | | | | | | | | | | | | | | | | | | | | | | | | | | | | | | | | | | | | | | | | | | | | | | | | | | | | | | | |
| Utah: | | | | | | | | | | | | | Salt Lake City..... | 40,526 | 649 | 1.6 | 27,704 | 81 | 0.3 | 12,355 | 465 | 3.8 | 467 | 103 | 22.1 | Virginia: | | | | | | | | | | | | | Norfolk..... | 37,696 | 6,925 | 18.4 | 19,438 | 395 | 2.0 | 1,680 | 131 | 8.3 | 16,678 | 6,399 | 38.4 | Richmond..... | 69,309 | 9,501 | 13.7 | 39,852 | 664 | 1.7 | 2,792 | 249 | 8.9 | 26,665 | 8,588 | 32.2 | Washington: | | | | | | | | | | | | | Seattle..... | 69,505 | 901 | 1.3 | 47,331 | 81 | 0.2 | 13,407 | 402 | 2.2 | 3,767 | 413 | 11.1 | Spokane..... | 30,477 | 554 | 1.8 | 22,446 | 18 | 0.1 | 7,329 | 397 | 5.4 | 702 | 139 | 19.8 | Tacoma..... | 30,434 | 874 | 2.9 | 19,225 | 47 | 0.2 | 10,034 | 395 | 3.9 | 1,175 | 432 | 36.8 | West Virginia: | | | | | | | | | | | | | Wheeling..... | 31,193 | 1,174 | 3.8 | 24,374 | 403 | 1.6 | 5,374 | 579 | 10.8 | 945 | 192 | 20.3 | Wisconsin: | | | | | | | | | | | | | La Crosse..... | 22,287 | 510 | 2.3 | 15,091 | 63 | 0.4 | 7,146 | 443 | 6.2 | 50 | 4 | 8.0 | Milwaukee..... | 216,356 | 8,243 | 3.8 | 123,040 | 498 | 0.4 | 87,524 | 7,695 | 8.8 | 792 | 50 | 6.3 | Oshkosh..... | 22,004 | 699 | 3.2 | 14,697 | 55 | 0.4 | 7,243 | 623 | 8.7 | 64 | 16 | 25.0 | Racine..... | 22,377 | 960 | 4.3 | 13,195 | 34 | 0.3 | 9,104 | 906 | 10.0 | 78 | 20 | 25.6 | Superior..... | 23,558 | 773 | 3.3 | 12,156 | 35 | 0.3 | 11,207 | 729 | 6.5 | 195 | 14 | 7.2 | | | | | | | | | | | | | | | | | | | | | | | | | | | | | | | | | | | | | | | | | | | | | | | | | | | | | | | | | | | | | | | | | | | | | | | | | | | | | | | | | | | | | | | | | | | | | | | | | | | | | | | | | | | | | | | | | | | | | | | | | | | | | | | | | | | | | | | | | | | | | | | | | | | | | | | | | | | | | | | | | | | | | | | | | | | | | | | | | | | | | | | | | | | | | | | | | | | | | | | | | | | | | | | | | | | | | | | | | | | | | | | | | | | | | | | | | | | | | | | | | | | | | | | | | | | | | | | | | | | | | | | | | | | | | | | | | | | | | | | | | | | | | | | | | | | | | | | | | | | | | | | | | | | | | | | | | | | | | | | | | | | | | | | | | | | | | | | | | | | | | | | | | | | | | | | | | | | | | | | | | | | | | | | | | | | | | | | | | | | | | | | | | | | | | | | | | | | | | | | | | | | | | | | | | | | | | | | | | | | | | | | | | | | | | | | | | | | | | | | | | | | | | | | | | | | | | | | | | | | | | | | | | | | | | | | | | | | | | | | | | | | | | | | | | | | | | | |
| Salt Lake City..... | 40,526 | 649 | 1.6 | 27,704 | 81 | 0.3 | 12,355 | 465 | 3.8 | 467 | 103 | 22.1 | | | | | | | | | | | | | | | | | | | | | | | | | | | | | | | | | | | | | | | | | | | | | | | | | | | | | | | | | | | | | | | | | | | | | | | | | | | | | | | | | | | | | | | | | | | | | | | | | | | | | | | | | | | | | | | | | | | | | | | | | | | | | | | | | | | | | | | | | | | | | | | | | | | | | | | | | | | | | | | | | | | | | | | | | | | | | | | | | | | | | | | | | | | | | | | | | | | | | | | | | | | | | | | | | | | | | | | | | | | | | | | | | | | | | | | | | | | | | | | | | | | | | | | | | | | | | | | | | | | | | | | | | | | | | | | | | | | | | | | | | | | | | | | | | | | | | | | | | | | | | | | | | | | | | | | | | | | | | | | | | | | | | | | | | | | | | | | | | | | | | | | | | | | | | | | | | | | | | | | | | | | | | | | | | | | | | | | | | | | | | | | | | | | | | | | | | | | | | | | | | | | | | | | | | | | | | | | | | | | | | | | | | | | | | | | | | | | | | | | | | | | | | | | | | | | | | | | | | | | | | | | | | | | | | | | | | | | | | | | | | | | | | | | | | | | | | | | | | | | | | | | | | | | | | | | | | | | | | | | | | | | | | | | | | | | | | | | | | | | | | | | | | | | | | | | | | | | | | | | | | | | | | | | | | | | | | | | | | | | | | | | | | | | | | | | | | | | | | | | | | | | | | | | | | | | | | | | | | | | | | | | | | | | | | | | | | | | | | | | | | | | | | | | | | | | | | | | | | | | | | | | | | | | | | | | | | | | | | | | | | | | | | | | | | | | | | | | | | | | | | | |
| Virginia: | | | | | | | | | | | | | Norfolk..... | 37,696 | 6,925 | 18.4 | 19,438 | 395 | 2.0 | 1,680 | 131 | 8.3 | 16,678 | 6,399 | 38.4 | Richmond..... | 69,309 | 9,501 | 13.7 | 39,852 | 664 | 1.7 | 2,792 | 249 | 8.9 | 26,665 | 8,588 | 32.2 | Washington: | | | | | | | | | | | | | Seattle..... | 69,505 | 901 | 1.3 | 47,331 | 81 | 0.2 | 13,407 | 402 | 2.2 | 3,767 | 413 | 11.1 | Spokane..... | 30,477 | 554 | 1.8 | 22,446 | 18 | 0.1 | 7,329 | 397 | 5.4 | 702 | 139 | 19.8 | Tacoma..... | 30,434 | 874 | 2.9 | 19,225 | 47 | 0.2 | 10,034 | 395 | 3.9 | 1,175 | 432 | 36.8 | West Virginia: | | | | | | | | | | | | | Wheeling..... | 31,193 | 1,174 | 3.8 | 24,374 | 403 | 1.6 | 5,374 | 579 | 10.8 | 945 | 192 | 20.3 | Wisconsin: | | | | | | | | | | | | | La Crosse..... | 22,287 | 510 | 2.3 | 15,091 | 63 | 0.4 | 7,146 | 443 | 6.2 | 50 | 4 | 8.0 | Milwaukee..... | 216,356 | 8,243 | 3.8 | 123,040 | 498 | 0.4 | 87,524 | 7,695 | 8.8 | 792 | 50 | 6.3 | Oshkosh..... | 22,004 | 699 | 3.2 | 14,697 | 55 | 0.4 | 7,243 | 623 | 8.7 | 64 | 16 | 25.0 | Racine..... | 22,377 | 960 | 4.3 | 13,195 | 34 | 0.3 | 9,104 | 906 | 10.0 | 78 | 20 | 25.6 | Superior..... | 23,558 | 773 | 3.3 | 12,156 | 35 | 0.3 | 11,207 | 729 | 6.5 | 195 | 14 | 7.2 | | | | | | | | | | | | | | | | | | | | | | | | | | | | | | | | | | | | | | | | | | | | | | | | | | | | | | | | | | | | | | | | | | | | | | | | | | | | | | | | | | | | | | | | | | | | | | | | | | | | | | | | | | | | | | | | | | | | | | | | | | | | | | | | | | | | | | | | | | | | | | | | | | | | | | | | | | | | | | | | | | | | | | | | | | | | | | | | | | | | | | | | | | | | | | | | | | | | | | | | | | | | | | | | | | | | | | | | | | | | | | | | | | | | | | | | | | | | | | | | | | | | | | | | | | | | | | | | | | | | | | | | | | | | | | | | | | | | | | | | | | | | | | | | | | | | | | | | | | | | | | | | | | | | | | | | | | | | | | | | | | | | | | | | | | | | | | | | | | | | | | | | | | | | | | | | | | | | | | | | | | | | | | | | | | | | | | | | | | | | | | | | | | | | | | | | | | | | | | | | | | | | | | | | | | | | | | | | | | | | | | | | | | | | | | | | | | | | | | | | | | | | | | | | | | | | | | | | | | | | | | | | | | | | | | | | | | | | | | | | | | | | | | | | | | | | | | | | | | | | | | | | | | | | | | | | | | | | | | | | |
| Norfolk..... | 37,696 | 6,925 | 18.4 | 19,438 | 395 | 2.0 | 1,680 | 131 | 8.3 | 16,678 | 6,399 | 38.4 | | | | | | | | | | | | | | | | | | | | | | | | | | | | | | | | | | | | | | | | | | | | | | | | | | | | | | | | | | | | | | | | | | | | | | | | | | | | | | | | | | | | | | | | | | | | | | | | | | | | | | | | | | | | | | | | | | | | | | | | | | | | | | | | | | | | | | | | | | | | | | | | | | | | | | | | | | | | | | | | | | | | | | | | | | | | | | | | | | | | | | | | | | | | | | | | | | | | | | | | | | | | | | | | | | | | | | | | | | | | | | | | | | | | | | | | | | | | | | | | | | | | | | | | | | | | | | | | | | | | | | | | | | | | | | | | | | | | | | | | | | | | | | | | | | | | | | | | | | | | | | | | | | | | | | | | | | | | | | | | | | | | | | | | | | | | | | | | | | | | | | | | | | | | | | | | | | | | | | | | | | | | | | | | | | | | | | | | | | | | | | | | | | | | | | | | | | | | | | | | | | | | | | | | | | | | | | | | | | | | | | | | | | | | | | | | | | | | | | | | | | | | | | | | | | | | | | | | | | | | | | | | | | | | | | | | | | | | | | | | | | | | | | | | | | | | | | | | | | | | | | | | | | | | | | | | | | | | | | | | | | | | | | | | | | | | | | | | | | | | | | | | | | | | | | | | | | | | | | | | | | | | | | | | | | | | | | | | | | | | | | | | | | | | | | | | | | | | | | | | | | | | | | | | | | | | | | | | | | | | | | | | | | | | | | | | | | | | | | | | | | | | | | | | | | | | | | | | | | | | | | | | | | | | | | | | | | | | | | | | | | | | | | | | | | | | | | | | | | | | | | |
| Richmond..... | 69,309 | 9,501 | 13.7 | 39,852 | 664 | 1.7 | 2,792 | 249 | 8.9 | 26,665 | 8,588 | 32.2 | | | | | | | | | | | | | | | | | | | | | | | | | | | | | | | | | | | | | | | | | | | | | | | | | | | | | | | | | | | | | | | | | | | | | | | | | | | | | | | | | | | | | | | | | | | | | | | | | | | | | | | | | | | | | | | | | | | | | | | | | | | | | | | | | | | | | | | | | | | | | | | | | | | | | | | | | | | | | | | | | | | | | | | | | | | | | | | | | | | | | | | | | | | | | | | | | | | | | | | | | | | | | | | | | | | | | | | | | | | | | | | | | | | | | | | | | | | | | | | | | | | | | | | | | | | | | | | | | | | | | | | | | | | | | | | | | | | | | | | | | | | | | | | | | | | | | | | | | | | | | | | | | | | | | | | | | | | | | | | | | | | | | | | | | | | | | | | | | | | | | | | | | | | | | | | | | | | | | | | | | | | | | | | | | | | | | | | | | | | | | | | | | | | | | | | | | | | | | | | | | | | | | | | | | | | | | | | | | | | | | | | | | | | | | | | | | | | | | | | | | | | | | | | | | | | | | | | | | | | | | | | | | | | | | | | | | | | | | | | | | | | | | | | | | | | | | | | | | | | | | | | | | | | | | | | | | | | | | | | | | | | | | | | | | | | | | | | | | | | | | | | | | | | | | | | | | | | | | | | | | | | | | | | | | | | | | | | | | | | | | | | | | | | | | | | | | | | | | | | | | | | | | | | | | | | | | | | | | | | | | | | | | | | | | | | | | | | | | | | | | | | | | | | | | | | | | | | | | | | | | | | | | | | | | | | | | | | | | | | | | | | | | | | | | | | | | | | | | | | | | | |
| Washington: | | | | | | | | | | | | | Seattle..... | 69,505 | 901 | 1.3 | 47,331 | 81 | 0.2 | 13,407 | 402 | 2.2 | 3,767 | 413 | 11.1 | Spokane..... | 30,477 | 554 | 1.8 | 22,446 | 18 | 0.1 | 7,329 | 397 | 5.4 | 702 | 139 | 19.8 | Tacoma..... | 30,434 | 874 | 2.9 | 19,225 | 47 | 0.2 | 10,034 | 395 | 3.9 | 1,175 | 432 | 36.8 | West Virginia: | | | | | | | | | | | | | Wheeling..... | 31,193 | 1,174 | 3.8 | 24,374 | 403 | 1.6 | 5,374 | 579 | 10.8 | 945 | 192 | 20.3 | Wisconsin: | | | | | | | | | | | | | La Crosse..... | 22,287 | 510 | 2.3 | 15,091 | 63 | 0.4 | 7,146 | 443 | 6.2 | 50 | 4 | 8.0 | Milwaukee..... | 216,356 | 8,243 | 3.8 | 123,040 | 498 | 0.4 | 87,524 | 7,695 | 8.8 | 792 | 50 | 6.3 | Oshkosh..... | 22,004 | 699 | 3.2 | 14,697 | 55 | 0.4 | 7,243 | 623 | 8.7 | 64 | 16 | 25.0 | Racine..... | 22,377 | 960 | 4.3 | 13,195 | 34 | 0.3 | 9,104 | 906 | 10.0 | 78 | 20 | 25.6 | Superior..... | 23,558 | 773 | 3.3 | 12,156 | 35 | 0.3 | 11,207 | 729 | 6.5 | 195 | 14 | 7.2 | | | | | | | | | | | | | | | | | | | | | | | | | | | | | | | | | | | | | | | | | | | | | | | | | | | | | | | | | | | | | | | | | | | | | | | | | | | | | | | | | | | | | | | | | | | | | | | | | | | | | | | | | | | | | | | | | | | | | | | | | | | | | | | | | | | | | | | | | | | | | | | | | | | | | | | | | | | | | | | | | | | | | | | | | | | | | | | | | | | | | | | | | | | | | | | | | | | | | | | | | | | | | | | | | | | | | | | | | | | | | | | | | | | | | | | | | | | | | | | | | | | | | | | | | | | | | | | | | | | | | | | | | | | | | | | | | | | | | | | | | | | | | | | | | | | | | | | | | | | | | | | | | | | | | | | | | | | | | | | | | | | | | | | | | | | | | | | | | | | | | | | | | | | | | | | | | | | | | | | | | | | | | | | | | | | | | | | | | | | | | | | | | | | | | | | | | | | | | | | | | | | | | | | | | | | | | | | | | | | | | | | | | | | | | | | | | | | | | | | | | | | | | | | | | | | | | | | | | | | | | | | | | | | | | | | | | | | | | | | | | | | | | | | | | | | | | | | | | | | | | | | | | | | | | | | | | | | | | | | | | | | | | | | | | | | | | | | | | | | | | | | | | | | | | | | | | | | | | | | |
| Seattle..... | 69,505 | 901 | 1.3 | 47,331 | 81 | 0.2 | 13,407 | 402 | 2.2 | 3,767 | 413 | 11.1 | | | | | | | | | | | | | | | | | | | | | | | | | | | | | | | | | | | | | | | | | | | | | | | | | | | | | | | | | | | | | | | | | | | | | | | | | | | | | | | | | | | | | | | | | | | | | | | | | | | | | | | | | | | | | | | | | | | | | | | | | | | | | | | | | | | | | | | | | | | | | | | | | | | | | | | | | | | | | | | | | | | | | | | | | | | | | | | | | | | | | | | | | | | | | | | | | | | | | | | | | | | | | | | | | | | | | | | | | | | | | | | | | | | | | | | | | | | | | | | | | | | | | | | | | | | | | | | | | | | | | | | | | | | | | | | | | | | | | | | | | | | | | | | | | | | | | | | | | | | | | | | | | | | | | | | | | | | | | | | | | | | | | | | | | | | | | | | | | | | | | | | | | | | | | | | | | | | | | | | | | | | | | | | | | | | | | | | | | | | | | | | | | | | | | | | | | | | | | | | | | | | | | | | | | | | | | | | | | | | | | | | | | | | | | | | | | | | | | | | | | | | | | | | | | | | | | | | | | | | | | | | | | | | | | | | | | | | | | | | | | | | | | | | | | | | | | | | | | | | | | | | | | | | | | | | | | | | | | | | | | | | | | | | | | | | | | | | | | | | | | | | | | | | | | | | | | | | | | | | | | | | | | | | | | | | | | | | | | | | | | | | | | | | | | | | | | | | | | | | | | | | | | | | | | | | | | | | | | | | | | | | | | | | | | | | | | | | | | | | | | | | | | | | | | | | | | | | | | | | | | | | | | | | | | | | | | | | | | | | | | | | | | | | | | | | | | | | | | | | | | | |
| Spokane..... | 30,477 | 554 | 1.8 | 22,446 | 18 | 0.1 | 7,329 | 397 | 5.4 | 702 | 139 | 19.8 | | | | | | | | | | | | | | | | | | | | | | | | | | | | | | | | | | | | | | | | | | | | | | | | | | | | | | | | | | | | | | | | | | | | | | | | | | | | | | | | | | | | | | | | | | | | | | | | | | | | | | | | | | | | | | | | | | | | | | | | | | | | | | | | | | | | | | | | | | | | | | | | | | | | | | | | | | | | | | | | | | | | | | | | | | | | | | | | | | | | | | | | | | | | | | | | | | | | | | | | | | | | | | | | | | | | | | | | | | | | | | | | | | | | | | | | | | | | | | | | | | | | | | | | | | | | | | | | | | | | | | | | | | | | | | | | | | | | | | | | | | | | | | | | | | | | | | | | | | | | | | | | | | | | | | | | | | | | | | | | | | | | | | | | | | | | | | | | | | | | | | | | | | | | | | | | | | | | | | | | | | | | | | | | | | | | | | | | | | | | | | | | | | | | | | | | | | | | | | | | | | | | | | | | | | | | | | | | | | | | | | | | | | | | | | | | | | | | | | | | | | | | | | | | | | | | | | | | | | | | | | | | | | | | | | | | | | | | | | | | | | | | | | | | | | | | | | | | | | | | | | | | | | | | | | | | | | | | | | | | | | | | | | | | | | | | | | | | | | | | | | | | | | | | | | | | | | | | | | | | | | | | | | | | | | | | | | | | | | | | | | | | | | | | | | | | | | | | | | | | | | | | | | | | | | | | | | | | | | | | | | | | | | | | | | | | | | | | | | | | | | | | | | | | | | | | | | | | | | | | | | | | | | | | | | | | | | | | | | | | | | | | | | | | | | | | | | | | | | | | | | |
| Tacoma..... | 30,434 | 874 | 2.9 | 19,225 | 47 | 0.2 | 10,034 | 395 | 3.9 | 1,175 | 432 | 36.8 | | | | | | | | | | | | | | | | | | | | | | | | | | | | | | | | | | | | | | | | | | | | | | | | | | | | | | | | | | | | | | | | | | | | | | | | | | | | | | | | | | | | | | | | | | | | | | | | | | | | | | | | | | | | | | | | | | | | | | | | | | | | | | | | | | | | | | | | | | | | | | | | | | | | | | | | | | | | | | | | | | | | | | | | | | | | | | | | | | | | | | | | | | | | | | | | | | | | | | | | | | | | | | | | | | | | | | | | | | | | | | | | | | | | | | | | | | | | | | | | | | | | | | | | | | | | | | | | | | | | | | | | | | | | | | | | | | | | | | | | | | | | | | | | | | | | | | | | | | | | | | | | | | | | | | | | | | | | | | | | | | | | | | | | | | | | | | | | | | | | | | | | | | | | | | | | | | | | | | | | | | | | | | | | | | | | | | | | | | | | | | | | | | | | | | | | | | | | | | | | | | | | | | | | | | | | | | | | | | | | | | | | | | | | | | | | | | | | | | | | | | | | | | | | | | | | | | | | | | | | | | | | | | | | | | | | | | | | | | | | | | | | | | | | | | | | | | | | | | | | | | | | | | | | | | | | | | | | | | | | | | | | | | | | | | | | | | | | | | | | | | | | | | | | | | | | | | | | | | | | | | | | | | | | | | | | | | | | | | | | | | | | | | | | | | | | | | | | | | | | | | | | | | | | | | | | | | | | | | | | | | | | | | | | | | | | | | | | | | | | | | | | | | | | | | | | | | | | | | | | | | | | | | | | | | | | | | | | | | | | | | | | | | | | | | | | | | | | | | | | | | |
| West Virginia: | | | | | | | | | | | | | Wheeling..... | 31,193 | 1,174 | 3.8 | 24,374 | 403 | 1.6 | 5,374 | 579 | 10.8 | 945 | 192 | 20.3 | Wisconsin: | | | | | | | | | | | | | La Crosse..... | 22,287 | 510 | 2.3 | 15,091 | 63 | 0.4 | 7,146 | 443 | 6.2 | 50 | 4 | 8.0 | Milwaukee..... | 216,356 | 8,243 | 3.8 | 123,040 | 498 | 0.4 | 87,524 | 7,695 | 8.8 | 792 | 50 | 6.3 | Oshkosh..... | 22,004 | 699 | 3.2 | 14,697 | 55 | 0.4 | 7,243 | 623 | 8.7 | 64 | 16 | 25.0 | Racine..... | 22,377 | 960 | 4.3 | 13,195 | 34 | 0.3 | 9,104 | 906 | 10.0 | 78 | 20 | 25.6 | Superior..... | 23,558 | 773 | 3.3 | 12,156 | 35 | 0.3 | 11,207 | 729 | 6.5 | 195 | 14 | 7.2 | | | | | | | | | | | | | | | | | | | | | | | | | | | | | | | | | | | | | | | | | | | | | | | | | | | | | | | | | | | | | | | | | | | | | | | | | | | | | | | | | | | | | | | | | | | | | | | | | | | | | | | | | | | | | | | | | | | | | | | | | | | | | | | | | | | | | | | | | | | | | | | | | | | | | | | | | | | | | | | | | | | | | | | | | | | | | | | | | | | | | | | | | | | | | | | | | | | | | | | | | | | | | | | | | | | | | | | | | | | | | | | | | | | | | | | | | | | | | | | | | | | | | | | | | | | | | | | | | | | | | | | | | | | | | | | | | | | | | | | | | | | | | | | | | | | | | | | | | | | | | | | | | | | | | | | | | | | | | | | | | | | | | | | | | | | | | | | | | | | | | | | | | | | | | | | | | | | | | | | | | | | | | | | | | | | | | | | | | | | | | | | | | | | | | | | | | | | | | | | | | | | | | | | | | | | | | | | | | | | | | | | | | | | | | | | | | | | | | | | | | | | | | | | | | | | | | | | | | | | | | | | | | | | | | | | | | | | | | | | | | | | | | | | | | | | | | | | | | | | | | | | | | | | | | | | | | | | | | | | | | | | | | | | | | | | | | | | | | | | | | | | | | | | | | | | | | | | | | | | | | | | | | | | | | | | | | | | | | | | | | | | | | | | | | | | | | | | | | | | | | | | | | | | | | | | |
| Wheeling..... | 31,193 | 1,174 | 3.8 | 24,374 | 403 | 1.6 | 5,374 | 579 | 10.8 | 945 | 192 | 20.3 | | | | | | | | | | | | | | | | | | | | | | | | | | | | | | | | | | | | | | | | | | | | | | | | | | | | | | | | | | | | | | | | | | | | | | | | | | | | | | | | | | | | | | | | | | | | | | | | | | | | | | | | | | | | | | | | | | | | | | | | | | | | | | | | | | | | | | | | | | | | | | | | | | | | | | | | | | | | | | | | | | | | | | | | | | | | | | | | | | | | | | | | | | | | | | | | | | | | | | | | | | | | | | | | | | | | | | | | | | | | | | | | | | | | | | | | | | | | | | | | | | | | | | | | | | | | | | | | | | | | | | | | | | | | | | | | | | | | | | | | | | | | | | | | | | | | | | | | | | | | | | | | | | | | | | | | | | | | | | | | | | | | | | | | | | | | | | | | | | | | | | | | | | | | | | | | | | | | | | | | | | | | | | | | | | | | | | | | | | | | | | | | | | | | | | | | | | | | | | | | | | | | | | | | | | | | | | | | | | | | | | | | | | | | | | | | | | | | | | | | | | | | | | | | | | | | | | | | | | | | | | | | | | | | | | | | | | | | | | | | | | | | | | | | | | | | | | | | | | | | | | | | | | | | | | | | | | | | | | | | | | | | | | | | | | | | | | | | | | | | | | | | | | | | | | | | | | | | | | | | | | | | | | | | | | | | | | | | | | | | | | | | | | | | | | | | | | | | | | | | | | | | | | | | | | | | | | | | | | | | | | | | | | | | | | | | | | | | | | | | | | | | | | | | | | | | | | | | | | | | | | | | | | | | | | | | | | | | | | | | | | | | | | | | | | | | | | | | | | | | | | |
| Wisconsin: | | | | | | | | | | | | | La Crosse..... | 22,287 | 510 | 2.3 | 15,091 | 63 | 0.4 | 7,146 | 443 | 6.2 | 50 | 4 | 8.0 | Milwaukee..... | 216,356 | 8,243 | 3.8 | 123,040 | 498 | 0.4 | 87,524 | 7,695 | 8.8 | 792 | 50 | 6.3 | Oshkosh..... | 22,004 | 699 | 3.2 | 14,697 | 55 | 0.4 | 7,243 | 623 | 8.7 | 64 | 16 | 25.0 | Racine..... | 22,377 | 960 | 4.3 | 13,195 | 34 | 0.3 | 9,104 | 906 | 10.0 | 78 | 20 | 25.6 | Superior..... | 23,558 | 773 | 3.3 | 12,156 | 35 | 0.3 | 11,207 | 729 | 6.5 | 195 | 14 | 7.2 | | | | | | | | | | | | | | | | | | | | | | | | | | | | | | | | | | | | | | | | | | | | | | | | | | | | | | | | | | | | | | | | | | | | | | | | | | | | | | | | | | | | | | | | | | | | | | | | | | | | | | | | | | | | | | | | | | | | | | | | | | | | | | | | | | | | | | | | | | | | | | | | | | | | | | | | | | | | | | | | | | | | | | | | | | | | | | | | | | | | | | | | | | | | | | | | | | | | | | | | | | | | | | | | | | | | | | | | | | | | | | | | | | | | | | | | | | | | | | | | | | | | | | | | | | | | | | | | | | | | | | | | | | | | | | | | | | | | | | | | | | | | | | | | | | | | | | | | | | | | | | | | | | | | | | | | | | | | | | | | | | | | | | | | | | | | | | | | | | | | | | | | | | | | | | | | | | | | | | | | | | | | | | | | | | | | | | | | | | | | | | | | | | | | | | | | | | | | | | | | | | | | | | | | | | | | | | | | | | | | | | | | | | | | | | | | | | | | | | | | | | | | | | | | | | | | | | | | | | | | | | | | | | | | | | | | | | | | | | | | | | | | | | | | | | | | | | | | | | | | | | | | | | | | | | | | | | | | | | | | | | | | | | | | | | | | | | | | | | | | | | | | | | | | | | | | | | | | | | | | | | | | | | | | | | | | | | | | | | | | | | | | | | | | | | | | | | | | | | | | | | | | | | | | | | | | | | | | | | | | | | | | | | | | | | | | | | | | | |
| La Crosse..... | 22,287 | 510 | 2.3 | 15,091 | 63 | 0.4 | 7,146 | 443 | 6.2 | 50 | 4 | 8.0 | | | | | | | | | | | | | | | | | | | | | | | | | | | | | | | | | | | | | | | | | | | | | | | | | | | | | | | | | | | | | | | | | | | | | | | | | | | | | | | | | | | | | | | | | | | | | | | | | | | | | | | | | | | | | | | | | | | | | | | | | | | | | | | | | | | | | | | | | | | | | | | | | | | | | | | | | | | | | | | | | | | | | | | | | | | | | | | | | | | | | | | | | | | | | | | | | | | | | | | | | | | | | | | | | | | | | | | | | | | | | | | | | | | | | | | | | | | | | | | | | | | | | | | | | | | | | | | | | | | | | | | | | | | | | | | | | | | | | | | | | | | | | | | | | | | | | | | | | | | | | | | | | | | | | | | | | | | | | | | | | | | | | | | | | | | | | | | | | | | | | | | | | | | | | | | | | | | | | | | | | | | | | | | | | | | | | | | | | | | | | | | | | | | | | | | | | | | | | | | | | | | | | | | | | | | | | | | | | | | | | | | | | | | | | | | | | | | | | | | | | | | | | | | | | | | | | | | | | | | | | | | | | | | | | | | | | | | | | | | | | | | | | | | | | | | | | | | | | | | | | | | | | | | | | | | | | | | | | | | | | | | | | | | | | | | | | | | | | | | | | | | | | | | | | | | | | | | | | | | | | | | | | | | | | | | | | | | | | | | | | | | | | | | | | | | | | | | | | | | | | | | | | | | | | | | | | | | | | | | | | | | | | | | | | | | | | | | | | | | | | | | | | | | | | | | | | | | | | | | | | | | | | | | | | | | | | | | | | | | | | | | | | | | | | | | | | | | | | | | | | | |
| Milwaukee..... | 216,356 | 8,243 | 3.8 | 123,040 | 498 | 0.4 | 87,524 | 7,695 | 8.8 | 792 | 50 | 6.3 | | | | | | | | | | | | | | | | | | | | | | | | | | | | | | | | | | | | | | | | | | | | | | | | | | | | | | | | | | | | | | | | | | | | | | | | | | | | | | | | | | | | | | | | | | | | | | | | | | | | | | | | | | | | | | | | | | | | | | | | | | | | | | | | | | | | | | | | | | | | | | | | | | | | | | | | | | | | | | | | | | | | | | | | | | | | | | | | | | | | | | | | | | | | | | | | | | | | | | | | | | | | | | | | | | | | | | | | | | | | | | | | | | | | | | | | | | | | | | | | | | | | | | | | | | | | | | | | | | | | | | | | | | | | | | | | | | | | | | | | | | | | | | | | | | | | | | | | | | | | | | | | | | | | | | | | | | | | | | | | | | | | | | | | | | | | | | | | | | | | | | | | | | | | | | | | | | | | | | | | | | | | | | | | | | | | | | | | | | | | | | | | | | | | | | | | | | | | | | | | | | | | | | | | | | | | | | | | | | | | | | | | | | | | | | | | | | | | | | | | | | | | | | | | | | | | | | | | | | | | | | | | | | | | | | | | | | | | | | | | | | | | | | | | | | | | | | | | | | | | | | | | | | | | | | | | | | | | | | | | | | | | | | | | | | | | | | | | | | | | | | | | | | | | | | | | | | | | | | | | | | | | | | | | | | | | | | | | | | | | | | | | | | | | | | | | | | | | | | | | | | | | | | | | | | | | | | | | | | | | | | | | | | | | | | | | | | | | | | | | | | | | | | | | | | | | | | | | | | | | | | | | | | | | | | | | | | | | | | | | | | | | | | | | | | | | | | | | | | | | | | |
| Oshkosh..... | 22,004 | 699 | 3.2 | 14,697 | 55 | 0.4 | 7,243 | 623 | 8.7 | 64 | 16 | 25.0 | | | | | | | | | | | | | | | | | | | | | | | | | | | | | | | | | | | | | | | | | | | | | | | | | | | | | | | | | | | | | | | | | | | | | | | | | | | | | | | | | | | | | | | | | | | | | | | | | | | | | | | | | | | | | | | | | | | | | | | | | | | | | | | | | | | | | | | | | | | | | | | | | | | | | | | | | | | | | | | | | | | | | | | | | | | | | | | | | | | | | | | | | | | | | | | | | | | | | | | | | | | | | | | | | | | | | | | | | | | | | | | | | | | | | | | | | | | | | | | | | | | | | | | | | | | | | | | | | | | | | | | | | | | | | | | | | | | | | | | | | | | | | | | | | | | | | | | | | | | | | | | | | | | | | | | | | | | | | | | | | | | | | | | | | | | | | | | | | | | | | | | | | | | | | | | | | | | | | | | | | | | | | | | | | | | | | | | | | | | | | | | | | | | | | | | | | | | | | | | | | | | | | | | | | | | | | | | | | | | | | | | | | | | | | | | | | | | | | | | | | | | | | | | | | | | | | | | | | | | | | | | | | | | | | | | | | | | | | | | | | | | | | | | | | | | | | | | | | | | | | | | | | | | | | | | | | | | | | | | | | | | | | | | | | | | | | | | | | | | | | | | | | | | | | | | | | | | | | | | | | | | | | | | | | | | | | | | | | | | | | | | | | | | | | | | | | | | | | | | | | | | | | | | | | | | | | | | | | | | | | | | | | | | | | | | | | | | | | | | | | | | | | | | | | | | | | | | | | | | | | | | | | | | | | | | | | | | | | | | | | | | | | | | | | | | | | | | | | | | | | | |
| Racine..... | 22,377 | 960 | 4.3 | 13,195 | 34 | 0.3 | 9,104 | 906 | 10.0 | 78 | 20 | 25.6 | | | | | | | | | | | | | | | | | | | | | | | | | | | | | | | | | | | | | | | | | | | | | | | | | | | | | | | | | | | | | | | | | | | | | | | | | | | | | | | | | | | | | | | | | | | | | | | | | | | | | | | | | | | | | | | | | | | | | | | | | | | | | | | | | | | | | | | | | | | | | | | | | | | | | | | | | | | | | | | | | | | | | | | | | | | | | | | | | | | | | | | | | | | | | | | | | | | | | | | | | | | | | | | | | | | | | | | | | | | | | | | | | | | | | | | | | | | | | | | | | | | | | | | | | | | | | | | | | | | | | | | | | | | | | | | | | | | | | | | | | | | | | | | | | | | | | | | | | | | | | | | | | | | | | | | | | | | | | | | | | | | | | | | | | | | | | | | | | | | | | | | | | | | | | | | | | | | | | | | | | | | | | | | | | | | | | | | | | | | | | | | | | | | | | | | | | | | | | | | | | | | | | | | | | | | | | | | | | | | | | | | | | | | | | | | | | | | | | | | | | | | | | | | | | | | | | | | | | | | | | | | | | | | | | | | | | | | | | | | | | | | | | | | | | | | | | | | | | | | | | | | | | | | | | | | | | | | | | | | | | | | | | | | | | | | | | | | | | | | | | | | | | | | | | | | | | | | | | | | | | | | | | | | | | | | | | | | | | | | | | | | | | | | | | | | | | | | | | | | | | | | | | | | | | | | | | | | | | | | | | | | | | | | | | | | | | | | | | | | | | | | | | | | | | | | | | | | | | | | | | | | | | | | | | | | | | | | | | | | | | | | | | | | | | | | | | | | | | | | | | | |
| Superior..... | 23,558 | 773 | 3.3 | 12,156 | 35 | 0.3 | 11,207 | 729 | 6.5 | 195 | 14 | 7.2 | | | | | | | | | | | | | | | | | | | | | | | | | | | | | | | | | | | | | | | | | | | | | | | | | | | | | | | | | | | | | | | | | | | | | | | | | | | | | | | | | | | | | | | | | | | | | | | | | | | | | | | | | | | | | | | | | | | | | | | | | | | | | | | | | | | | | | | | | | | | | | | | | | | | | | | | | | | | | | | | | | | | | | | | | | | | | | | | | | | | | | | | | | | | | | | | | | | | | | | | | | | | | | | | | | | | | | | | | | | | | | | | | | | | | | | | | | | | | | | | | | | | | | | | | | | | | | | | | | | | | | | | | | | | | | | | | | | | | | | | | | | | | | | | | | | | | | | | | | | | | | | | | | | | | | | | | | | | | | | | | | | | | | | | | | | | | | | | | | | | | | | | | | | | | | | | | | | | | | | | | | | | | | | | | | | | | | | | | | | | | | | | | | | | | | | | | | | | | | | | | | | | | | | | | | | | | | | | | | | | | | | | | | | | | | | | | | | | | | | | | | | | | | | | | | | | | | | | | | | | | | | | | | | | | | | | | | | | | | | | | | | | | | | | | | | | | | | | | | | | | | | | | | | | | | | | | | | | | | | | | | | | | | | | | | | | | | | | | | | | | | | | | | | | | | | | | | | | | | | | | | | | | | | | | | | | | | | | | | | | | | | | | | | | | | | | | | | | | | | | | | | | | | | | | | | | | | | | | | | | | | | | | | | | | | | | | | | | | | | | | | | | | | | | | | | | | | | | | | | | | | | | | | | | | | | | | | | | | | | | | | | | | | | | | | | | | | | | | | | | | | |

¹ Persons of negro descent, Chinese, Japanese, and Indians.

There are 25 of the principal cities in 1900 in which the illiterates constitute at least 10 per cent of the persons 10 years of age and upward. All but 6 of these cities are situated in the South, and the large proportion of illiterates is due almost wholly to the colored element, as shown by the following summary:

| CITIES. | ILLITERATE POPULATION 10 YEARS OF AGE AND OVER. | | | | PER CENT OF ILLITERATES OF TOTAL NUMBER 10 YEARS OF AGE AND OVER. | | |
|---------------------|---|---------------|----------------|-----------------------|---|----------------------------------|-------|
| | Total. | Native white. | Foreign white. | Colored. ¹ | Of total persons. | Of colored persons. ¹ | |
| | | | | | | 1900 | 1890 |
| Atlanta, Ga..... | 11,406 | 1,079 | 208 | 10,119 | 15.8 | 35.1 | 48.9 |
| Augusta, Ga..... | 6,879 | 1,040 | 58 | 5,781 | 21.7 | 38.8 | 55.4 |
| Birmingham, Ala. | 5,986 | 212 | 241 | 5,533 | 19.1 | 40.3 | 51.5 |
| Charleston, S.C... | 7,763 | 161 | 140 | 7,462 | 17.4 | 29.7 | 34.7 |
| Chattanooga, Tenn | 3,816 | 491 | 47 | 3,278 | 15.5 | 30.5 | 40.7 |
| Houston, Tex..... | 4,137 | 161 | 342 | 3,634 | 11.4 | 29.8 | 42.7 |
| Jacksonville, Fla.. | 3,204 | 82 | 68 | 3,054 | 14.1 | 23.4 | ----- |
| Knoxville, Tenn... | 3,040 | 1,371 | 70 | 1,599 | 11.6 | 26.4 | ----- |
| Lexington, Ky..... | 3,128 | 170 | 76 | 2,882 | 14.1 | 33.9 | ----- |
| Little Rock, Ark... | 3,863 | 432 | 117 | 3,314 | 12.5 | 27.4 | 40.1 |
| Memphis, Tenn.... | 14,989 | 312 | 561 | 14,116 | 18.3 | 35.1 | 44.2 |
| Mobile, Ala..... | 6,493 | 184 | 122 | 6,187 | 20.8 | 44.1 | 55.7 |
| Montgomery, Ala.. | 6,478 | 149 | 14 | 6,315 | 26.7 | 45.9 | ----- |
| Nashville, Tenn... | 9,460 | 1,100 | 295 | 8,065 | 14.4 | 32.4 | 45.4 |
| New Orleans, La... | 30,820 | 2,729 | 5,333 | 22,758 | 13.6 | 36.1 | 43.1 |
| Norfolk, Va..... | 6,925 | 395 | 131 | 6,399 | 18.4 | 33.4 | 47.2 |
| Richmond, Va..... | 9,501 | 664 | 249 | 8,588 | 13.7 | 32.2 | 45.7 |
| San Antonio, Tex.. | 4,244 | 1,217 | 1,746 | 1,281 | 10.2 | 21.0 | 41.1 |
| Savannah, Ga..... | 8,368 | 225 | 258 | 7,885 | 19.0 | 34.1 | 51.3 |

¹ Persons of negro descent, Chinese, Japanese, and Indians.

Montgomery, Ala., with 26.7 per cent of illiterates, has the largest proportion of any of the Southern cities; Augusta, Ga., follows, with 21.7 per cent; Mobile, Ala., with 20.8 per cent; Birmingham, Ala., with 19.1 per cent; and Savannah, Ga., with 19 per cent. In all these cities the proportion of illiterates among the colored element is very large—from 40 to 45 per cent in the cities in Alabama and from 30 to 40 per cent in the cities in Georgia. The proportion for the colored element in these cities is, however, much less in 1900 than it was in 1890, as is true, also, of each of the other cities for which comparison is made.

For the Northern cities the largest proportions of illiterates in 1900 are 15.6 for Woonsocket, R. I.; 14.9 for Fall River, Mass., and Passaic, N. J.; 12.2 for New Bedford, Mass.; and 11.4 for Holyoke, Mass., in each of which there is a considerable illiterate foreign white population.

One-fifth of the population 10 years of age and over in 1900 in the city of Honolulu, Hawaii, is illiterate, a condition which is due partly to its large Chinese and Japanese population and partly to a considerable illiterate element among the foreign white population.

CAN NOT SPEAK ENGLISH.

In 1890, for the first time, the inquiry was made of all persons 10 years of age and over as to whether or not they could speak English, and, if not, further inquiry was made as to the particular language or dialect spoken. The presentations contained in the census report for 1890 were limited, however, to a statement of the number of persons who were reported as not able to speak English, lack of time preventing a tabulation with respect to the languages ordinarily spoken by non-English speaking persons. So much of this inquiry as related to a person's ability to speak English was repeated at the census of 1900, but the presentations contained in this volume are restricted to white persons of foreign birth or parentage and to the Chinese, Japanese, and Indian elements of the population. There were 168,149 native white persons of native parentage in 1890 who were reported as unable to speak English; but as they were found in considerable numbers in a few states only, it has not been deemed necessary to include a similar statement for this class of persons in the general tables (pages 489-501) for 1900, in which the statistics relating to this subject are presented in detail for states and territories and for principal cities.

The whole number of persons who can not speak English, in 1900, as shown by the general tables, is, therefore, 1,471,332, including in this number 68,120 persons in Hawaii and in the military and naval service of the United States (including civilian employees, etc.) stationed abroad. No inquiry was made in the census

of Alaska in 1900 as to ability to speak English, and therefore no results are presented for that territory.

Of the 1,403,212 persons in 1900 on the mainland of the United States who can not speak English, 1,217,280, or 86.7 per cent, are foreign whites, as shown by the following summary:

| GENERAL NATIVITY AND COLOR. | BOTH SEXES. | | MALES. | | FEMALES. | |
|-------------------------------|-------------|-----------|---------|-----------|----------|-----------|
| | Number. | Per cent. | Number. | Per cent. | Number. | Per cent. |
| Aggregate..... | 1,403,212 | 100.0 | 670,094 | 100.0 | 733,118 | 100.0 |
| Native white—foreign parents. | 65,008 | 4.6 | 28,164 | 4.2 | 36,844 | 5.0 |
| Foreign white..... | 1,217,280 | 86.7 | 563,982 | 84.2 | 653,298 | 89.1 |
| Chinese..... | 33,498 | 2.4 | 31,191 | 4.6 | 2,307 | 0.3 |
| Japanese..... | 14,843 | 1.1 | 14,448 | 2.2 | 395 | 0.1 |
| Indian..... | 72,583 | 5.2 | 32,309 | 4.8 | 40,274 | 5.5 |

The non-English speaking element among the foreign whites is fairly well divided between the sexes, although the number of females is somewhat in excess of that of males. This is also the case with native whites of foreign parentage and Indians; but it is not true of the Chinese and Japanese on account of the relatively small number of women among them.

The proportion of the population 10 years of age and over in 1900 who can not speak English is shown for each element considered in the following summary:

STATISTICS OF POPULATION.

| GENERAL NATIVITY AND COLOR. | PERSONS 10 YEARS OF AGE AND OVER. | | | MALES 10 YEARS OF AGE AND OVER. | | | FEMALES 10 YEARS OF AGE AND OVER. | | |
|------------------------------------|-----------------------------------|------------------------|-----------|---------------------------------|------------------------|-----------|-----------------------------------|------------------------|-----------|
| | Total. | Can not speak English. | | Total. | Can not speak English. | | Total. | Can not speak English. | |
| | | Number. | Per cent. | | Number. | Per cent. | | Number. | Per cent. |
| Aggregate | 21,223,982 | 1,403,212 | 6.6 | 11,068,935 | 670,094 | 6.1 | 10,155,047 | 733,118 | 7.2 |
| Native white—foreign parents | 10,926,401 | 65,008 | 0.6 | 5,460,085 | 28,164 | 0.5 | 5,466,316 | 36,844 | 0.7 |
| Foreign white | 10,014,256 | 1,217,280 | 12.2 | 5,414,991 | 563,982 | 10.4 | 4,599,265 | 653,293 | 14.2 |
| Chinese | 87,682 | 33,498 | 38.2 | 84,141 | 31,191 | 37.1 | 3,541 | 2,307 | 65.2 |
| Japanese | 24,091 | 14,848 | 61.6 | 23,214 | 14,448 | 62.2 | 877 | 395 | 45.0 |
| Indian | 171,552 | 72,583 | 42.3 | 86,504 | 32,309 | 37.3 | 85,048 | 40,274 | 47.4 |

Of the 10,014,256 foreign white persons 10 years of age and upward in 1900, for the mainland of the United States, those reported as unable to speak English number 1,217,280 and constitute 12.2 per cent, as compared with 15.6 per cent in 1890. Somewhat more than two-fifths of all the Indians 10 years of age and over in 1900 can not speak English. It appears from the above summary that 38.2 per cent of all the Chinese and 61.6 per cent of all the Japanese are reported in 1900 as unable to speak English. No

comparison with similar results for 1890 can be made for the Chinese, Japanese, and Indians, as the figures were not presented separately at that census.

The relative proportions of white persons of foreign parentage 10 years of age and over in 1900 who can not speak English are shown graphically, for the several states and territories, in the diagram on plate 15, the proportions being based upon the figures given in table LXXII, which follows:

TABLE LXXII.—Proportion of total white persons of foreign parentage, including foreign born whites, 10 years of age and over who can not speak English, by states and territories arranged geographically: 1900.

| STATES AND TERRITORIES. | Total. | CAN NOT SPEAK ENGLISH. | | STATES AND TERRITORIES. | Total. | CAN NOT SPEAK ENGLISH. | |
|--------------------------------------|------------|------------------------|-----------|-----------------------------------|-----------|------------------------|-----------|
| | | Number. | Per cent. | | | Number. | Per cent. |
| The United States ¹ | 20,940,657 | 1,282,238 | 6.1 | North Central division—Continued. | | | |
| North Atlantic division | 8,650,509 | 595,630 | 6.9 | Iowa | 782,476 | 26,395 | 3.4 |
| Maine | 156,468 | 16,496 | 10.5 | Missouri | 634,868 | 15,372 | 2.4 |
| New Hampshire | 131,300 | 17,706 | 13.5 | North Dakota | 177,408 | 18,873 | 10.6 |
| Vermont | 97,237 | 4,162 | 4.3 | South Dakota | 183,640 | 14,059 | 7.7 |
| Massachusetts | 1,389,716 | 78,019 | 5.6 | Nebraska | 388,081 | 18,481 | 4.8 |
| Rhode Island | 218,732 | 17,559 | 8.0 | Kansas | 326,821 | 11,326 | 3.5 |
| Connecticut | 415,435 | 27,131 | 6.5 | South Central division | 868,060 | 115,715 | 13.3 |
| New York | 3,512,495 | 222,804 | 6.3 | Kentucky | 166,914 | 1,924 | 1.2 |
| New Jersey | 788,145 | 49,110 | 6.2 | Tennessee | 50,221 | 695 | 1.4 |
| Pennsylvania | 1,940,981 | 162,693 | 8.4 | Alabama | 36,961 | 785 | 2.1 |
| South Atlantic division | 505,925 | 20,112 | 4.0 | Mississippi | 23,433 | 359 | 1.5 |
| Delaware | 29,737 | 1,537 | 5.2 | Louisiana | 137,758 | 8,585 | 6.2 |
| Maryland | 229,045 | 7,702 | 3.4 | Texas | 359,414 | 100,592 | 28.0 |
| District of Columbia | 50,786 | 256 | 0.5 | Indian Territory | 12,218 | 412 | 3.4 |
| Virginia | 43,630 | 333 | 1.9 | Oklahoma | 42,370 | 1,432 | 3.4 |
| West Virginia | 61,874 | 3,648 | 5.9 | Arkansas | 38,771 | 931 | 2.4 |
| North Carolina | 10,597 | 128 | 1.2 | Western division | 1,520,719 | 62,025 | 4.1 |
| South Carolina | 14,748 | 54 | 0.4 | Montana | 107,093 | 3,146 | 2.9 |
| Georgia | 31,317 | 181 | 0.6 | Wyoming | 33,368 | 1,970 | 5.9 |
| Florida | 34,191 | 5,773 | 16.9 | Colorado | 176,619 | 6,800 | 3.9 |
| North Central division | 9,895,444 | 488,756 | 5.2 | New Mexico | 24,504 | 8,272 | 33.8 |
| Ohio | 1,198,941 | 52,864 | 4.4 | Arizona | 38,137 | 12,002 | 31.5 |
| Indiana | 442,144 | 12,050 | 2.7 | Utah | 132,589 | 2,251 | 1.7 |
| Illinois | 1,985,426 | 104,942 | 5.3 | Nevada | 17,577 | 487 | 2.8 |
| Michigan | 1,091,694 | 50,939 | 4.7 | Idaho | 51,478 | 942 | 1.8 |
| Wisconsin | 1,175,861 | 91,821 | 7.8 | Washington | 184,229 | 3,875 | 2.1 |
| Minnesota | 1,003,084 | 71,634 | 7.1 | Oregon | 113,221 | 2,131 | 1.9 |
| | | | | California | 641,904 | 20,149 | 3.1 |

¹ Exclusive of Alaska and Hawaii and of persons in the military and naval service of the United States (including civilian employees, etc.) stationed abroad.

The largest proportions of white persons of foreign parentage 10 years of age and over in 1900 who can not speak English are found in New Mexico, Arizona, and Texas. In New Mexico those reported as unable to speak English constitute fully one-third (33.8 per cent) of all the white persons of foreign parentage 10 years of age and over, while in Arizona and Texas the percentages are very nearly as large. New Mexico has even a much larger percentage of its native white population of Spanish descent who can not speak English. Such persons number 53,931 and constitute 51.1 per cent of all native white persons of native parentage 10 years of age and upward in that territory in 1900, as compared with 69.9 per cent in 1890. Texas, Arizona, Colorado, and California also contain a considerable number of this same element who can not speak English. . But in these states such persons constitute only a very small proportion of the entire native white population of native parentage 10 years of age and upward, the respective numbers in 1900 being 9,529 for Texas, 1,346 for Arizona, 8,490 for Colorado, and 1,749 for California.

The next largest proportion of white persons of foreign parentage in 1900 who can not speak English is that for Florida, in which the non-English speaking element numbers 5,773 and constitutes 16.9 per cent of the whole number of persons under consideration. There are also in Florida 1,850 persons of negro descent (natives of the West Indies) who can not speak English, as against about the same number in 1890.

There are three other states in which at least 10 per cent of the white population of foreign parentage 10 years of age and over are reported as unable to speak English; namely, New Hampshire, with 13.5 per cent; Maine, with 10.5 per cent; and North Dakota, with 10.6 per cent. The large French-Canadian element in the two states first named, and in North Dakota the large number of Russians and Norwegians among its foreign born population, explain the large proportions.

Besides the large number of white persons of foreign birth and parentage in Pennsylvania who can not speak English, there is a considerable native white element of native parentage who do not speak English, this element numbering 19,103 in 1900, as against twice that number, or 38,410, in 1890, and comprising chiefly Pennsylvania Dutch. There is also a large native white population of native parentage but of French extraction and a considerable negro element of creole descent in Louisiana in 1900 who do not speak English, in addition to the number of white persons of foreign parentage comprehended by table LXXII. The native white element of native parentage numbers 43,077 in 1900, as against

41,390 in 1890, and the creole negro element numbers 15,557, as against about the same number ten years ago.

As previously stated, no inquiry was made at the present census as to the languages spoken by non-English speaking persons, but the nationalities which contribute most largely to this portion of our population can be determined, approximately, from the following summary, showing the number of white persons of foreign parentage 10 years of age and over in 1900 who can not speak English, classified according to the birthplace of parents, both parents or one parent (the other being native) having been born in the country specified:

| BIRTHPLACE OF PARENTS. | Number. | Per cent. |
|---------------------------------|-----------|-----------|
| Aggregate | 1,232,238 | 100.0 |
| Austria | 93,781 | 7.3 |
| Bohemia | 54,760 | 4.3 |
| Canada (French)..... | 89,351 | 7.0 |
| Denmark | 8,336 | 0.6 |
| France | 9,016 | 0.7 |
| Germany | 241,722 | 18.8 |
| Hungary | 56,006 | 4.4 |
| Italy..... | 196,046 | 15.3 |
| Norway..... | 40,878 | 3.2 |
| Poland | 147,772 | 11.5 |
| Russia | 97,873 | 7.6 |
| Sweden..... | 44,273 | 3.5 |
| Switzerland | 8,894 | 0.7 |
| All other countries | 187,631 | 14.6 |
| Of mixed foreign parentage..... | 5,949 | 0.5 |

Of the whole number of white persons of foreign parentage in 1900 who can not speak English, 18.8 per cent are of German parentage; 15.3 per cent are of Italian parentage; 11.5 per cent are of Polish parentage; 7.6 per cent are of Russian parentage; 7.3 per cent are of Austrian parentage; and 7 per cent are of French-Canadian parentage, with somewhat smaller percentages for the other countries specified, as given in detail in the summary. The large number credited to "all other countries" is due to the fact that the tabulations relating to foreign parentage in 1900 are necessarily restricted to principal countries only. The small number reported as of mixed foreign parentage includes all persons having both parents foreign born but of different nationalities.

The principal countries from which the non-English speaking element in the several states and territories in 1900 has been drawn are shown, approximately, in table LXXIII, the presentation being limited to white persons of foreign parentage and to those states and territories in which at least 500 persons are reported as unable to speak English.

STATISTICS OF POPULATION.

TABLE LXXIII.—White persons of foreign parentage 10 years of age and over who can not speak English, distributed according to principal birthplace of parents, for certain states and territories arranged geographically: 1900.

| STATES AND TERRITORIES. | Number who can not speak English. | Principal birthplace of parents. | STATES AND TERRITORIES. | Number who can not speak English. | Principal birthplace of parents. |
|--------------------------|-----------------------------------|---|-----------------------------------|-----------------------------------|--|
| North Atlantic division: | | | North Central division—Continued. | | |
| Maine | 16,496 | Canada (French), 14,123; all other, 2,373. | Iowa | 26,395 | Germany, 12,711; Norway, 3,244; Bohemia, 2,935; Sweden, 2,271; all other, 5,234. |
| New Hampshire | 17,706 | Canada (French), 15,304; all other, 2,402. | Missouri | 15,372 | Germany, 8,806; Italy, 1,401; Poland, 1,036; all other, 4,129. |
| Vermont | 4,162 | Canada (French), 2,280; Italy, 1,155; all other, 727. | North Dakota | 18,873 | Russia, 7,142; Norway, 4,849; Germany, 1,753; all other, 5,624. |
| Massachusetts | 78,019 | Canada (French), 32,593; Italy, 11,530; Poland, 10,492; Russia, 4,187; Sweden, 1,560; Germany, 1,373; Austria, 1,251; all other (Portugal principally), 15,033. | South Dakota | 14,059 | Russia, 5,553; Norway, 2,632; Germany, 2,066; all other, 3,803. |
| Rhode Island | 17,559 | Canada (French), 9,621; Italy, 4,143; Poland, 959; all other, 2,836. | Nebraska | 18,481 | Germany, 6,226; Bohemia, 5,031; Sweden, 1,852; Russia, 1,690; Poland, 1,020; all other, 2,662. |
| Connecticut | 27,131 | Italy, 7,775; Canada (French), 4,617; Poland, 4,448; Hungary, 2,274; Russia, 2,055; Austria, 1,757; Germany, 1,691; all other, 2,514. | Kansas | 11,326 | Russia, 3,117; Germany, 3,012; Sweden, 1,475; all other, 3,722. |
| New York | 222,804 | Italy, 74,581; Russia, 40,154; Germany, 30,462; Poland, 23,476; Austria, 22,837; Hungary, 9,404; Bohemia, 6,202; all other, 15,688. | South Central division: | | |
| New Jersey | 49,110 | Italy, 16,750; Germany, 6,908; Hungary, 6,818; Austria, 5,240; Poland, 5,129; Russia, 4,335; all other, 3,930. | Kentucky | 1,924 | Germany, 1,256; all other, 668. |
| Pennsylvania | 162,693 | Poland, 34,595; Austria, 34,172; Italy, 31,266; Hungary, 24,098; Germany, 14,861; Russia, 13,122; all other, 10,579. | Tennessee | 695 | Italy, 345; all other, 350. |
| South Atlantic division: | | | Alabama | 785 | Italy, 284; Germany, 201; all other, 300. |
| Delaware | 1,537 | Poland, 588; Italy, 553; all other, 396. | Louisiana | 8,585 | Italy, 6,317; France, 1,356; all other, 912. |
| Maryland | 7,702 | Germany, 2,479; Russia, 2,152; Poland, 904; Italy, 829; all other, 1,338. | Texas | 100,592 | Germany, 9,059; Bohemia, 5,969; Austria, 3,397; Italy, 1,332; Poland, 1,240; all other (Mexico principally), 79,545. |
| Virginia | 833 | Hungary, 342; all other, 491. | Oklahoma | 1,432 | Russia, 511; Germany, 370; Bohemia, 296; all other, 255. |
| West Virginia | 3,648 | Italy, 1,653; Hungary, 508; Austria, 483; Poland, 294; Russia, 251; all other, 459. | Arkansas | 931 | Germany, 333; Italy, 219; Switzerland, 108; all other, 271. |
| Florida | 5,773 | Italy, 1,080; all other (Cuba and West Indies principally), 4,693. | Western division: | | |
| North Central division: | | | Montana | 3,146 | Austria, 933; Italy, 793; Canada (French), 246; all other, 1,174. |
| Ohio | 52,864 | Germany, 13,345; Hungary, 6,690; Poland, 6,359; Bohemia, 5,754; Italy, 4,991; Austria, 4,915; all other, 5,810. | Wyoming | 1,970 | Austria, 511; Italy, 368; all other, 1,091. |
| Indiana | 12,050 | Germany, 5,614; Poland, 1,647; Austria, 1,173; all other, 3,616. | Colorado | 6,800 | Italy, 2,594; Austria, 2,007; Russia, 432; all other, 1,717. |
| Illinois | 104,942 | Germany, 30,070; Poland, 25,252; Bohemia, 12,926; Italy, 8,964; Sweden, 6,565; Russia, 6,855; Austria, 4,731; all other, 10,579. | New Mexico | 3,272 | Italy, 198; Austria, 127; all other (Mexico principally), 7,947. |
| Michigan | 50,939 | Germany, 12,963; Poland, 11,086; Canada (French), 3,444; Italy, 2,658; Sweden, 2,332; all other (Holland and Finland principally), 13,450. | Arizona | 12,002 | Italy, 186; all other (Mexico principally), 11,816. |
| Wisconsin | 91,821 | Germany, 50,119; Poland, 13,690; Norway, 8,501; Bohemia, 4,864; Sweden, 2,934; Austria, 2,036; all other, 9,677. | Utah | 2,251 | Denmark, 611; Sweden, 597; Italy, 270; Norway, 170; Switzerland, 161; Germany, 117; all other, 325. |
| Minnesota | 71,634 | Norway, 17,702; Germany, 16,631; Sweden, 14,807; Bohemia, 4,368; Austria, 2,902; all other, 15,224. | Idaho | 942 | Italy, 269; Sweden, 189; all other, 484. |
| | | | Washington | 3,875 | Italy, 561; Germany, 545; Russia, 456; Sweden, 423; Norway, 391; Austria, 304; all other, 1,190. |
| | | | Oregon | 2,131 | Germany, 448; Russia, 281; Italy, 239; Switzerland, 222; Sweden, 120; all other, 321. |
| | | | California | 20,149 | Italy, 6,738; France, 1,336; Germany, 1,073; Switzerland, 697; Austria, 451; all other (Portugal and Mexico principally), 9,804. |

The number of white and colored persons in 1900 who can not speak English is distributed by age periods for each element in detail, in the following summary:

| AGE PERIODS. | AGGREGATE. | | NATIVE WHITE—FOREIGN PARENTS. | | FOREIGN WHITE. | | CHINESE. | | JAPANESE. | | INDIAN. | |
|-------------------------|------------|-----------|-------------------------------|-----------|----------------|-----------|----------|-----------|-----------|-----------|---------|-----------|
| | Number. | Per cent. | Number. | Per cent. | Number. | Per cent. | Number. | Per cent. | Number. | Per cent. | Number. | Per cent. |
| All ages | 1,403,212 | 100.0 | 65,008 | 100.0 | 1,217,280 | 100.0 | 33,498 | 100.0 | 14,343 | 100.0 | 72,533 | 100.0 |
| 10 to 14 years | 44,866 | 3.2 | 14,918 | 22.9 | 23,460 | 1.9 | 188 | 0.6 | 96 | 0.6 | 6,204 | 8.5 |
| 15 to 17 years | 49,926 | 3.6 | 7,891 | 12.1 | 37,766 | 3.1 | 246 | 0.7 | 921 | 6.2 | 3,102 | 4.3 |
| 18 to 20 years | 87,070 | 6.2 | 7,425 | 11.4 | 71,512 | 5.9 | 757 | 2.3 | 2,910 | 19.6 | 4,466 | 6.1 |
| 21 to 24 years | 122,896 | 8.8 | 7,559 | 11.6 | 106,397 | 8.7 | 1,322 | 4.0 | 3,140 | 21.2 | 4,478 | 6.2 |
| 25 to 34 years | 328,889 | 23.4 | 12,543 | 19.3 | 291,629 | 24.0 | 6,258 | 18.7 | 5,175 | 34.9 | 13,279 | 18.3 |
| 35 to 44 years | 272,953 | 19.4 | 7,575 | 11.7 | 239,730 | 19.7 | 11,300 | 33.7 | 1,505 | 10.1 | 12,843 | 17.7 |
| 45 to 54 years | 196,100 | 14.0 | 3,997 | 6.2 | 171,776 | 14.1 | 8,787 | 26.2 | 298 | 2.0 | 11,242 | 15.5 |
| 55 to 64 years | 142,094 | 10.1 | 1,556 | 2.4 | 129,379 | 10.6 | 3,553 | 10.6 | 46 | 0.3 | 7,560 | 10.4 |
| 65 years and over | 151,687 | 10.8 | 1,274 | 2.0 | 141,744 | 11.7 | 677 | 2.0 | 10 | 0.1 | 7,982 | 11.0 |
| Age unknown | 6,731 | 0.5 | 265 | 0.4 | 3,887 | 0.3 | 410 | 1.2 | 742 | 5.0 | 1,427 | 2.0 |

As shown by the foregoing summary, the greater proportion of the native white element of foreign parentage who can not speak English is found in the younger age groups, those from 10 to 20 years of age, inclusive, constituting 46.4 per cent, and those 21 to 44 years, inclusive, constituting 42.6 per cent, respectively, of their entire number. Among the foreign white, Chinese, and Japanese elements, much the larger proportions are of adult age. The proportion of non-English speaking persons among the Japanese, however, is composed of a

much younger element than is the case with either the foreign white or the Chinese. Somewhat more than one-half of all the Indians who do not speak English are between 25 and 55 years of age, while those under 21 years constitute not quite one-fifth (18.9 per cent) of the whole number. The varying proportions of each element found in each age group are due, in the main, to the difference in the age constitution of the several elements of the population.

OCCUPATIONS.

The inquiry with respect to occupations which was made on the population schedule applies to every person 10 years of age and over who is at work—that is, occupied in gainful labor—and calls for the profession, trade, or branch of work upon which each person depends chiefly for support, or in which he is engaged ordinarily during the larger part of the time. Children less than 10 years of age are often reported as gainfully employed, but the proportion of such persons is small, and they have, therefore, not been included in the number of persons reported as engaged in gainful occupations at the present or preceding censuses.

The classification of occupations, as derived from the returns of the census enumerators, is a difficult matter, and altogether satisfactory results are not possible under existing conditions. An attempt was made at the present census, just as in 1890, to classify occupations with respect to the kind of work done or character of service rendered, rather than according to the article made or worked upon or the place where the work was done, and detailed instructions in accordance with this general purpose were given to the census enumerators. But this idea could not be entirely carried out, owing to the difficulties inherent in census work, which arise partly from the necessity of having the enumeration completed with as little delay as possible, limiting narrowly, the period of service of the enumerators, and partly from the inability of the office, on account largely of both lack of time and the great expense involved, to revise the returns of the enumerators (through correspondence or otherwise) after they had been received in Washington. In classifying the statements of the enumerators under the various occupation groups selected for their presentation in general tables, care was taken to confine the primary work to the simpler designations (such as carpenter, mason, painter, etc.) for which the classification was apparent on the face of the returns, and to reserve all other returns of occupations for more careful scrutiny and examination before their final assignment to a specific occupation group. The returns of the enumerators were often too indefinite to admit of a classification according to the subdivision of labor, a classification which might be

derived from a return based upon the establishment and not, as was actually done, from the return of the individual, without regard to the establishment in which employed or to the kind of work in which he was there engaged.

The results of the effort in 1900 to classify the occupation returns with respect to the kind of work done are contained in 140 occupation groups, of which 70 are further subdivided, so that the whole number of occupation designations for which a separate presentation is made in 1900 is 303, as against the 218 designations of 1890, with which they have been made comparable in so far as the returns permit. A few minor changes have been made in the classification of unimportant details in 1900 as compared with 1890, but in the main the classification used in 1890 has been closely adhered to. In the arrangement of the occupation groups under the general class heads in 1890, as explained in the report of that census, several changes were made from the plan pursued in 1880. In presenting occupations in 1900, however, it has been deemed better, all things considered, to depart somewhat from the arrangement of occupations in the report for 1890 and to make a transfer to "Manufacturing and mechanical pursuits", of fishermen and oystermen, and miners and quarrymen, classified in 1890 with "Agricultural pursuits"; of engineers and firemen (not locomotive), classified in 1890 under "Domestic and personal service"; and of officials of mining and quarrying companies, classified in 1890 with officials of banks, etc., under "Trade and transportation".

The changes due to the transfer of these occupations to the manufacturing and mechanical class have been made in the figures showing the number of persons engaged in each class of occupations in 1880 and 1890 wherever used in comparison with similar figures for 1900, except in the case of officials of mining and quarrying companies, the number of which was not separately stated in the reports for those censuses.

The statistics of occupations contained in this volume are limited to detailed presentations for the United States and for each state and territory, and to a somewhat condensed presentation for the principal cities, of

the number of males and females 10 years of age and over engaged in each specified occupation and in each of the five grand groups of occupations. The detailed classification of persons engaged in gainful occupations in 1900, according to general nativity and color, age, conjugal condition, parentage, and months unemployed, is reserved for a more complete presentation in a special report.

With this preliminary and partial statement with respect to the classification and presentation of occupations at the present census, which it is intended to supplement with a detailed statement in the special report, we may pass to the consideration of the figures showing the number of gainful workers in 1900, in comparison with the respective numbers reported for 1880 and 1890.

The whole number of persons 10 years of age and over engaged in gainful occupations, according to the returns of the census of 1900, is 29,287,070, including 213,837 persons in Alaska and Hawaii and in the military and naval service of the United States at stations abroad. The gainful workers in 1900 constitute not quite two-fifths of the entire population and a little more than one-half of those 10 years of age and upward.

The total number of males 10 years of age and over engaged in gainful occupations in 1900, for the mainland of the United States, is 23,753,836, constituting more than three-fifths of the whole number of males and four-fifths of those 10 years of age and over.

The whole number of females who were gainfully occupied in 1900, for the mainland of the United States, is 5,319,397, constituting 14.3 per cent of the entire female population and 18.8 per cent of those 10 years of age and upward.

The number and proportion of males and females engaged in gainful occupations in 1900, for the entire area of enumeration and for the mainland of the United States, are separately brought into comparison with similar results for 1880 and 1890 in the following summary:

*

| SEX AND CENSUS YEARS. | Total population. | Population 10 years of age and over. | Persons 10 years of age and over engaged in gainful occupations. | PER CENT OF PERSONS ENGAGED IN GAINFUL OCCUPATIONS OF— | |
|--------------------------|-------------------|--------------------------------------|--|--|--------------------------------------|
| | | | | Total population. | Population 10 years of age and over. |
| BOTH SEXES. | | | | | |
| 1900 (entire area) | 76,803,387 | 58,224,600 | 29,287,070 | 38.4 | 50.3 |
| 1900 (mainland) | 75,994,575 | 57,949,824 | 29,073,233 | 38.3 | 50.2 |
| 1890 | 62,622,250 | 47,413,559 | 22,785,661 | 36.3 | 48.0 |
| 1880 | 50,155,783 | 36,761,607 | 17,392,099 | 34.7 | 47.3 |
| MALES. | | | | | |
| 1900 (entire area) | 39,059,242 | 29,928,804 | 23,957,778 | 61.3 | 80.0 |
| 1900 (mainland) | 38,816,448 | 29,703,440 | 23,753,836 | 61.2 | 80.0 |
| 1890 | 32,067,880 | 24,352,659 | 18,821,090 | 58.7 | 77.3 |
| 1880 | 25,518,820 | 18,735,980 | 14,744,942 | 57.8 | 78.7 |
| FEMALES. | | | | | |
| 1900 (entire area) | 37,244,145 | 28,295,796 | 5,329,292 | 14.3 | 18.8 |
| 1900 (mainland) | 37,178,127 | 28,246,384 | 5,319,397 | 14.3 | 18.8 |
| 1890 | 30,554,370 | 23,060,900 | 3,914,571 | 12.8 | 17.0 |
| 1880 | 24,636,963 | 18,025,627 | 2,647,157 | 10.7 | 14.7 |

This summary shows that there is an increased proportion of gainful workers in 1900 as compared with 1880 and 1890 and that this increased proportion is common to both males and females. Of the total population 10 years of age and upward on the mainland of the United States in 1900, 50.2 per cent is engaged in gainful occupations, as compared with 48 per cent in 1890 and 47.3 per cent in 1880.

There was a slight decrease in the proportion of males at work in 1890 as compared with 1880, but the proportion in 1900 has not only increased considerably over that of 1890 but is also in excess of that shown for 1880.

The number and proportion of persons 10 years of age and over engaged in gainful occupations in 1900, as compared with similar figures for 1880 and 1890, are presented by states and territories, in the aggregate and for males and females separately, in tables LXXIV, LXXV, and LXXVI.

OCCUPATIONS.

CXXIX

TABLE LXXIV.—Number and percentage of total persons 10 years of age and over engaged in gainful occupations, by states and territories arranged geographically: 1880, 1890, and 1900.

| STATES AND TERRITORIES. | POPULATION 10 YEARS OF AGE AND OVER: 1900. | | | POPULATION 10 YEARS OF AGE AND OVER: 1890. | | | POPULATION 10 YEARS OF AGE AND OVER: 1880. | | |
|--------------------------------------|--|---------------------------------|-----------|--|---------------------------------|-----------|--|---------------------------------|-----------|
| | Total. | Engaged in gainful occupations. | | Total. | Engaged in gainful occupations. | | Total. | Engaged in gainful occupations. | |
| | | Number. | Per cent. | | Number. | Per cent. | | Number. | Per cent. |
| The United States ¹ | 58,224,600 | 29,287,070 | 50.3 | 47,413,559 | 22,785,661 | 48.0 | 36,761,607 | 17,392,099 | 47.3 |
| North Atlantic division | 16,692,161 | 8,579,191 | 51.4 | 13,888,377 | 6,971,460 | 50.2 | 11,270,090 | 5,309,722 | 47.1 |
| Maine..... | 565,440 | 276,777 | 48.9 | 541,662 | 257,096 | 47.5 | 519,669 | 281,993 | 44.6 |
| New Hampshire..... | 337,893 | 178,719 | 52.9 | 315,497 | 164,703 | 52.2 | 286,188 | 142,468 | 49.8 |
| Vermont..... | 278,943 | 134,933 | 48.4 | 271,173 | 128,771 | 47.5 | 264,052 | 118,584 | 44.9 |
| Massachusetts..... | 2,267,048 | 1,208,407 | 53.3 | 1,839,607 | 982,444 | 53.4 | 1,432,183 | 720,774 | 50.3 |
| Rhode Island..... | 344,824 | 191,923 | 55.7 | 281,959 | 155,878 | 55.3 | 220,461 | 116,979 | 53.1 |
| Connecticut..... | 730,454 | 385,610 | 52.8 | 609,830 | 317,014 | 52.0 | 497,303 | 241,333 | 48.5 |
| New York..... | 5,801,682 | 2,996,474 | 51.6 | 4,822,392 | 2,435,725 | 50.5 | 3,981,428 | 1,884,645 | 47.3 |
| New Jersey..... | 1,480,498 | 757,759 | 51.2 | 1,143,123 | 570,738 | 49.9 | 865,591 | 396,879 | 45.9 |
| Pennsylvania..... | 4,885,379 | 2,448,589 | 50.1 | 4,063,134 | 1,959,091 | 48.2 | 3,203,215 | 1,456,067 | 45.5 |
| South Atlantic division..... | 7,616,159 | 4,000,531 | 52.5 | 6,415,921 | 3,118,056 | 48.6 | 5,286,645 | 2,677,762 | 50.7 |
| Delaware..... | 145,500 | 72,996 | 50.2 | 131,967 | 64,286 | 48.7 | 110,856 | 54,580 | 49.2 |
| Maryland..... | 920,715 | 458,738 | 49.8 | 798,605 | 398,267 | 49.2 | 695,364 | 324,432 | 46.7 |
| District of Columbia..... | 231,837 | 126,941 | 54.8 | 188,567 | 101,119 | 53.6 | 136,907 | 66,624 | 48.7 |
| Virginia..... | 1,364,501 | 662,415 | 48.5 | 1,211,934 | 551,839 | 45.5 | 1,059,034 | 494,240 | 46.7 |
| West Virginia..... | 701,646 | 325,663 | 46.4 | 549,538 | 223,788 | 40.7 | 428,587 | 176,199 | 41.1 |
| North Carolina..... | 1,346,734 | 716,742 | 53.2 | 1,147,446 | 537,363 | 46.8 | 959,951 | 480,187 | 50.0 |
| South Carolina..... | 942,402 | 570,995 | 60.6 | 802,406 | 440,854 | 54.9 | 667,456 | 392,102 | 58.7 |
| Georgia..... | 1,577,334 | 864,471 | 54.8 | 1,302,208 | 668,713 | 51.4 | 1,043,840 | 597,862 | 57.3 |
| Florida..... | 385,490 | 201,570 | 52.3 | 283,250 | 136,827 | 48.3 | 184,650 | 91,536 | 49.6 |
| North Central division..... | 20,281,866 | 9,580,649 | 47.2 | 16,909,613 | 7,673,838 | 45.4 | 12,760,841 | 5,625,123 | 44.1 |
| Ohio..... | 3,289,921 | 1,545,952 | 47.0 | 2,858,659 | 1,272,786 | 44.5 | 2,399,367 | 994,475 | 41.4 |
| Indiana..... | 1,968,215 | 898,953 | 45.7 | 1,674,028 | 724,058 | 43.3 | 1,468,095 | 635,080 | 43.3 |
| Illinois..... | 3,727,745 | 1,804,040 | 48.4 | 2,907,671 | 1,353,559 | 46.6 | 2,269,315 | 999,780 | 44.1 |
| Michigan..... | 1,896,265 | 905,990 | 47.8 | 1,619,035 | 759,575 | 46.9 | 1,256,686 | 569,204 | 46.0 |
| Wisconsin..... | 1,561,156 | 732,538 | 46.9 | 1,258,390 | 576,290 | 45.8 | 965,712 | 417,455 | 43.2 |
| Minnesota..... | 1,305,657 | 645,874 | 49.5 | 962,350 | 469,086 | 48.7 | 559,977 | 255,125 | 45.6 |
| Iowa..... | 1,711,789 | 789,404 | 46.1 | 1,441,308 | 631,835 | 43.8 | 1,181,641 | 528,302 | 44.7 |
| Missouri..... | 2,371,865 | 1,121,392 | 47.3 | 1,995,638 | 884,379 | 44.3 | 1,567,631 | 692,959 | 44.5 |
| North Dakota..... | 229,161 | 117,640 | 51.3 | 129,452 | 67,771 | 52.4 | 99,849 | 57,844 | 57.9 |
| South Dakota..... | 294,304 | 137,156 | 46.6 | 236,208 | 114,093 | 48.3 | 318,271 | 152,614 | 48.0 |
| Nebraska..... | 799,755 | 373,970 | 46.8 | 771,659 | 368,060 | 47.7 | 818,271 | 322,285 | 45.8 |
| Kansas..... | 1,126,033 | 507,740 | 45.1 | 1,055,215 | 452,346 | 42.9 | 704,297 | 322,285 | 45.8 |
| South Central division..... | 10,124,215 | 5,209,755 | 51.5 | 7,799,487 | 3,635,814 | 46.6 | 6,076,243 | 3,022,173 | 49.7 |
| Kentucky..... | 1,589,685 | 752,531 | 47.3 | 1,360,031 | 590,324 | 43.4 | 1,163,493 | 519,854 | 44.7 |
| Tennessee..... | 1,480,948 | 727,587 | 49.1 | 1,276,631 | 553,753 | 43.4 | 1,062,130 | 447,970 | 42.2 |
| Alabama..... | 1,304,703 | 763,188 | 58.5 | 1,069,545 | 541,602 | 50.6 | 851,730 | 492,790 | 57.9 |
| Mississippi..... | 1,098,891 | 645,123 | 58.7 | 902,028 | 462,739 | 51.3 | 753,693 | 415,606 | 55.1 |
| Louisiana..... | 990,364 | 536,093 | 54.1 | 794,633 | 423,074 | 53.2 | 649,070 | 363,228 | 56.0 |
| Texas..... | 2,163,913 | 1,033,033 | 47.7 | 1,564,755 | 696,208 | 44.5 | 1,064,196 | 522,133 | 49.1 |
| Indian Territory..... | 274,324 | 133,710 | 48.7 | 209,906 | 103,000 | 49.0 | 153,000 | 76,500 | 50.0 |
| Oklahoma..... | 287,055 | 132,695 | 46.2 | 44,701 | 20,906 | 46.8 | 44,701 | 20,906 | 46.8 |
| Arkansas..... | 934,332 | 485,795 | 52.0 | 787,113 | 347,208 | 44.1 | 581,876 | 260,692 | 49.0 |
| Western division..... | 3,235,423 | 1,703,107 | 52.6 | 2,400,161 | 1,336,493 | 55.7 | 1,367,788 | 757,319 | 55.4 |
| Montana..... | 191,596 | 114,799 | 59.9 | 107,811 | 72,223 | 67.0 | 31,989 | 22,255 | 69.6 |
| Wyoming..... | 72,062 | 44,263 | 61.4 | 47,755 | 30,630 | 64.1 | 16,479 | 8,884 | 53.9 |
| Colorado..... | 425,424 | 213,263 | 50.1 | 327,896 | 191,943 | 58.5 | 158,220 | 101,251 | 64.0 |
| New Mexico..... | 141,282 | 66,020 | 46.7 | 112,541 | 54,151 | 48.1 | 87,966 | 40,822 | 46.4 |
| Arizona..... | 94,147 | 53,370 | 56.7 | 46,076 | 26,416 | 57.3 | 32,922 | 22,271 | 67.6 |
| Utah..... | 196,769 | 84,604 | 43.0 | 147,227 | 66,901 | 45.4 | 97,194 | 40,055 | 41.2 |
| Nevada..... | 34,959 | 19,809 | 56.7 | 38,225 | 23,415 | 61.3 | 50,666 | 32,233 | 63.6 |
| Idaho..... | 119,837 | 62,683 | 52.3 | 62,721 | 35,172 | 56.1 | 25,005 | 15,378 | 61.5 |
| Washington..... | 408,437 | 225,387 | 55.2 | 275,639 | 164,696 | 59.8 | 55,720 | 30,122 | 54.1 |
| Oregon..... | 328,799 | 169,637 | 51.6 | 244,374 | 126,781 | 51.9 | 130,565 | 67,343 | 51.6 |
| California..... | 1,222,111 | 644,267 | 52.7 | 989,896 | 544,165 | 55.0 | 681,062 | 376,505 | 55.3 |
| Alaska..... | 55,961 | 33,335 | 59.5 | | | | | | |
| Hawaii..... | 127,768 | 90,172 | 70.6 | | | | | | |

¹ Includes in 1900 persons in the military and naval service of the United States (including civilian employees, etc.) stationed abroad, not credited to any state or territory.
² Dakota territory.

STATISTICS OF POPULATION.

TABLE LXXV.—Number and percentage of total males 10 years of age and over engaged in gainful occupations, by states and territories arranged geographically: 1880, 1890, and 1900.

| STATES AND TERRITORIES. | MALES 10 YEARS OF AGE AND OVER: 1900. | | | MALES 10 YEARS OF AGE AND OVER: 1890. | | | MALES 10 YEARS OF AGE AND OVER: 1880. | | |
|--------------------------------------|--|---------------------------------|-----------|--|---------------------------------|-----------|--|---------------------------------|-----------|
| | Total. | Engaged in gainful occupations. | | Total. | Engaged in gainful occupations. | | Total. | Engaged in gainful occupations. | |
| | | Number. | Per cent. | | Number. | Per cent. | | Number. | Per cent. |
| The United States ¹ | 29,928,804 | 23,957,778 | 80.0 | 24,352,659 | 18,821,090 | 77.3 | 18,735,980 | 14,744,942 | 78.7 |
| North Atlantic division..... | 8,336,593 | 6,734,381 | 80.8 | 6,904,566 | 5,543,041 | 80.3 | 5,527,160 | 4,333,047 | 78.4 |
| Maine..... | 286,114 | 224,847 | 78.6 | 271,787 | 212,033 | 78.0 | 253,587 | 198,465 | 76.7 |
| New Hampshire..... | 168,483 | 136,961 | 81.3 | 155,928 | 127,845 | 82.0 | 139,807 | 112,340 | 80.4 |
| Vermont..... | 142,528 | 112,181 | 78.7 | 137,899 | 108,804 | 78.9 | 132,036 | 102,417 | 77.6 |
| Massachusetts..... | 1,097,581 | 879,374 | 80.1 | 887,063 | 719,166 | 81.1 | 681,786 | 546,591 | 80.2 |
| Rhode Island..... | 168,704 | 139,329 | 82.9 | 135,955 | 113,164 | 83.2 | 104,986 | 87,120 | 83.0 |
| Connecticut..... | 365,130 | 296,971 | 81.3 | 300,675 | 245,634 | 81.7 | 242,392 | 192,663 | 79.5 |
| New York..... | 2,377,822 | 2,324,429 | 80.8 | 2,385,622 | 1,921,785 | 80.6 | 1,950,059 | 1,524,264 | 78.2 |
| New Jersey..... | 739,224 | 603,237 | 81.6 | 568,585 | 459,467 | 80.8 | 426,451 | 330,103 | 77.4 |
| Pennsylvania..... | 2,491,007 | 2,017,052 | 81.0 | 2,361,052 | 1,635,143 | 79.3 | 1,591,056 | 1,239,084 | 77.9 |
| South Atlantic division..... | 3,798,278 | 3,093,091 | 81.4 | 3,178,769 | 2,431,787 | 76.5 | 2,588,035 | 2,119,492 | 81.9 |
| Delaware..... | 74,395 | 60,024 | 80.7 | 67,309 | 53,938 | 80.1 | 56,003 | 46,652 | 83.3 |
| Maryland..... | 455,285 | 359,755 | 79.0 | 392,485 | 308,515 | 78.6 | 341,621 | 265,632 | 77.8 |
| District of Columbia..... | 108,613 | 85,780 | 79.0 | 88,703 | 68,992 | 77.8 | 63,429 | 46,966 | 74.0 |
| Virginia..... | 679,440 | 536,833 | 79.0 | 598,677 | 445,473 | 74.4 | 516,395 | 411,043 | 79.6 |
| West Virginia..... | 367,973 | 294,502 | 80.0 | 281,576 | 202,081 | 71.8 | 217,650 | 164,691 | 75.7 |
| North Carolina..... | 661,731 | 556,581 | 84.1 | 559,764 | 422,171 | 75.4 | 465,268 | 393,211 | 84.5 |
| South Carolina..... | 465,022 | 389,645 | 83.8 | 395,466 | 311,423 | 78.7 | 324,364 | 272,015 | 83.9 |
| Georgia..... | 782,629 | 645,922 | 82.5 | 647,922 | 508,790 | 78.5 | 509,330 | 445,530 | 87.4 |
| Florida..... | 203,190 | 163,989 | 80.7 | 146,867 | 110,404 | 75.2 | 93,475 | 73,752 | 78.9 |
| North Central division..... | 10,527,915 | 8,183,118 | 77.7 | 8,823,083 | 6,661,149 | 75.5 | 6,684,105 | 5,083,033 | 76.1 |
| Ohio..... | 1,663,595 | 1,299,881 | 78.1 | 1,442,430 | 1,088,609 | 75.5 | 1,209,435 | 881,836 | 72.9 |
| Indiana..... | 1,006,755 | 782,237 | 77.7 | 855,368 | 639,156 | 74.7 | 752,405 | 533,658 | 70.9 |
| Illinois..... | 1,922,803 | 1,509,394 | 78.5 | 1,507,159 | 1,153,249 | 76.5 | 1,178,131 | 893,679 | 75.9 |
| Michigan..... | 983,089 | 772,299 | 78.6 | 851,163 | 663,627 | 78.0 | 663,101 | 514,191 | 78.0 |
| Wisconsin..... | 811,123 | 616,391 | 76.0 | 657,968 | 495,229 | 75.3 | 503,434 | 371,062 | 73.7 |
| Minnesota..... | 706,401 | 548,946 | 77.7 | 523,342 | 403,461 | 77.1 | 307,449 | 230,048 | 74.8 |
| Iowa..... | 893,912 | 682,521 | 76.4 | 755,134 | 551,418 | 73.0 | 623,675 | 433,457 | 70.0 |
| Missouri..... | 1,223,168 | 966,866 | 79.0 | 1,037,994 | 771,554 | 74.3 | 816,932 | 630,016 | 77.1 |
| North Dakota..... | 131,893 | 103,543 | 78.5 | 74,442 | 59,956 | 80.5 | 264,343 | 254,993 | 285.5 |
| South Dakota..... | 161,746 | 121,612 | 75.1 | 133,252 | 102,635 | 77.0 | 264,343 | 254,993 | 285.5 |
| Nebraska..... | 429,465 | 327,354 | 76.2 | 426,815 | 325,416 | 76.2 | 181,022 | 142,159 | 78.5 |
| Kansas..... | 593,965 | 452,169 | 76.1 | 563,016 | 406,839 | 72.3 | 388,148 | 302,934 | 78.0 |
| South Central division..... | 5,176,755 | 4,237,934 | 81.9 | 3,977,614 | 2,973,045 | 74.7 | 3,069,756 | 2,492,259 | 81.2 |
| Kentucky..... | 807,156 | 646,909 | 80.1 | 689,572 | 506,946 | 73.5 | 586,424 | 465,432 | 79.4 |
| Tennessee..... | 746,793 | 611,333 | 81.9 | 640,677 | 473,171 | 73.9 | 524,559 | 391,562 | 74.6 |
| Alabama..... | 651,523 | 563,179 | 86.4 | 531,941 | 411,627 | 77.4 | 414,095 | 368,734 | 89.0 |
| Mississippi..... | 552,676 | 466,766 | 84.5 | 451,788 | 337,931 | 74.8 | 375,561 | 305,089 | 81.2 |
| Louisiana..... | 496,879 | 405,182 | 81.5 | 394,815 | 314,293 | 79.6 | 322,004 | 268,176 | 83.3 |
| Texas..... | 1,129,899 | 892,641 | 79.0 | 830,783 | 610,193 | 73.4 | 568,928 | 463,190 | 81.4 |
| Indian Territory..... | 149,318 | 121,494 | 81.4 | 25,811 | 19,849 | 76.9 | 278,185 | 230,076 | 82.7 |
| Oklahoma..... | 157,910 | 122,438 | 77.5 | 25,811 | 19,849 | 76.9 | 278,185 | 230,076 | 82.7 |
| Arkansas..... | 484,601 | 407,942 | 84.2 | 412,227 | 299,085 | 72.5 | 278,185 | 230,076 | 82.7 |
| Western division..... | 1,863,899 | 1,504,812 | 80.7 | 1,463,627 | 1,212,068 | 82.8 | 866,924 | 712,111 | 82.1 |
| Montana..... | 123,724 | 104,990 | 84.9 | 75,596 | 67,537 | 89.4 | 24,558 | 21,748 | 88.6 |
| Wyoming..... | 47,731 | 41,264 | 86.5 | 32,675 | 28,736 | 87.9 | 11,950 | 8,420 | 70.5 |
| Colorado..... | 237,665 | 190,297 | 80.1 | 202,719 | 172,796 | 85.2 | 110,896 | 96,472 | 87.0 |
| New Mexico..... | 76,819 | 59,710 | 77.7 | 61,885 | 50,217 | 81.1 | 48,266 | 38,560 | 79.9 |
| Arizona..... | 57,027 | 46,584 | 81.7 | 29,736 | 24,847 | 83.6 | 24,267 | 21,800 | 89.8 |
| Utah..... | 100,999 | 73,840 | 73.1 | 79,747 | 59,325 | 75.0 | 50,580 | 37,168 | 73.5 |
| Nevada..... | 21,822 | 17,809 | 81.6 | 25,370 | 21,591 | 85.1 | 36,211 | 30,730 | 84.9 |
| Idaho..... | 72,000 | 58,167 | 80.8 | 40,276 | 33,273 | 82.6 | 17,910 | 15,287 | 85.4 |
| Washington..... | 243,282 | 204,606 | 84.2 | 179,965 | 153,581 | 85.3 | 36,085 | 29,059 | 80.5 |
| Oregon..... | 190,037 | 151,200 | 79.6 | 146,406 | 115,988 | 79.2 | 81,031 | 64,564 | 79.7 |
| California..... | 687,793 | 556,345 | 80.9 | 589,252 | 433,622 | 82.1 | 425,170 | 343,303 | 81.9 |
| Alaska..... | 41,968 | 29,707 | 70.8 | | | | | | |
| Hawaii..... | 92,934 | 84,047 | 90.4 | | | | | | |

¹ Includes in 1900 persons in the military and naval service of the United States (including civilian employees, etc.) stationed abroad, not credited to any state or territory.

² Dakota territory.

OCCUPATIONS.

CXXXI

TABLE LXXVI.—Number and percentage of total females 10 years of age and over engaged in gainful occupations, by states and territories arranged geographically: 1880, 1890, and 1900.

| STATES AND TERRITORIES. | FEMALES 10 YEARS OF AGE AND OVER: 1900. | | | FEMALES 10 YEARS OF AGE AND OVER: 1890. | | | FEMALES 10 YEARS OF AGE AND OVER: 1880. | | |
|--------------------------------------|--|---------------------------------|-----------|--|---------------------------------|-----------|--|---------------------------------|-----------|
| | Total. | Engaged in gainful occupations. | | Total. | Engaged in gainful occupations. | | Total. | Engaged in gainful occupations. | |
| | | Number. | Per cent. | | Number. | Per cent. | | Number. | Per cent. |
| The United States ¹ | 28,295,796 | 5,329,292 | 18.8 | 23,060,900 | 3,914,571 | 17.0 | 18,025,627 | 2,647,157 | 14.7 |
| North Atlantic division | 8,355,568 | 1,844,310 | 22.1 | 6,983,811 | 1,428,419 | 20.5 | 5,742,930 | 976,675 | 17.0 |
| Maine | 279,326 | 51,930 | 18.6 | 269,875 | 45,063 | 16.7 | 261,082 | 33,528 | 12.8 |
| New Hampshire | 169,410 | 41,758 | 24.6 | 159,569 | 36,858 | 23.1 | 146,381 | 30,128 | 20.6 |
| Vermont | 136,415 | 22,752 | 16.7 | 133,274 | 19,967 | 15.0 | 132,016 | 16,167 | 12.2 |
| Massachusetts | 1,169,467 | 329,033 | 28.1 | 952,544 | 263,278 | 27.6 | 750,397 | 174,183 | 23.2 |
| Rhode Island | 176,120 | 52,094 | 29.6 | 146,004 | 42,714 | 29.3 | 115,475 | 29,859 | 25.9 |
| Connecticut | 365,324 | 88,639 | 24.3 | 309,155 | 71,330 | 23.1 | 254,911 | 48,670 | 19.1 |
| New York | 2,923,860 | 672,045 | 23.0 | 2,436,770 | 513,940 | 21.1 | 2,031,369 | 360,381 | 17.7 |
| New Jersey | 741,274 | 154,522 | 20.8 | 574,538 | 111,271 | 19.4 | 439,140 | 66,776 | 15.2 |
| Pennsylvania | 2,394,372 | 431,537 | 18.0 | 2,002,082 | 323,948 | 16.2 | 1,612,159 | 216,988 | 13.5 |
| South Atlantic division | 3,817,881 | 907,440 | 23.8 | 3,237,152 | 686,269 | 21.2 | 2,698,610 | 558,270 | 20.7 |
| Delaware | 71,105 | 12,972 | 18.2 | 64,658 | 10,348 | 16.0 | 54,853 | 7,928 | 14.5 |
| Maryland | 465,430 | 98,982 | 21.3 | 406,120 | 84,752 | 20.9 | 353,743 | 58,800 | 16.6 |
| District of Columbia | 123,224 | 41,161 | 33.4 | 99,864 | 32,127 | 32.2 | 73,478 | 19,688 | 26.8 |
| Virginia | 685,061 | 125,532 | 18.3 | 613,257 | 106,366 | 17.3 | 542,639 | 83,197 | 15.3 |
| West Virginia | 333,673 | 31,161 | 9.3 | 267,962 | 21,707 | 8.1 | 210,937 | 11,508 | 5.5 |
| North Carolina | 685,008 | 160,161 | 23.4 | 587,682 | 115,192 | 19.6 | 494,683 | 86,976 | 17.6 |
| South Carolina | 477,380 | 181,350 | 38.0 | 406,940 | 129,431 | 31.8 | 343,092 | 120,087 | 35.0 |
| Georgia | 794,705 | 218,539 | 27.5 | 654,286 | 159,923 | 24.4 | 534,010 | 132,332 | 28.5 |
| Florida | 182,300 | 57,201 | 20.6 | 136,383 | 26,423 | 19.4 | 91,175 | 17,784 | 19.5 |
| North Central division | 9,753,951 | 1,397,531 | 14.3 | 8,081,530 | 1,012,689 | 12.5 | 6,076,736 | 537,090 | 8.8 |
| Ohio | 1,626,326 | 246,071 | 15.1 | 1,416,229 | 184,177 | 13.0 | 1,189,932 | 112,639 | 9.5 |
| Indiana | 961,460 | 116,716 | 12.1 | 818,660 | 84,902 | 10.4 | 715,690 | 51,422 | 7.2 |
| Illinois | 1,804,942 | 294,646 | 16.3 | 1,400,512 | 200,310 | 14.3 | 1,091,384 | 106,101 | 9.7 |
| Michigan | 913,176 | 133,691 | 14.6 | 767,872 | 95,948 | 12.5 | 577,535 | 55,013 | 9.5 |
| Wisconsin | 750,033 | 116,147 | 15.5 | 600,422 | 81,061 | 13.5 | 462,278 | 46,393 | 10.0 |
| Minnesota | 599,256 | 96,923 | 16.2 | 439,008 | 65,625 | 14.9 | 252,523 | 25,077 | 9.9 |
| Iowa | 817,877 | 106,883 | 13.1 | 686,174 | 80,417 | 11.7 | 557,966 | 44,845 | 8.0 |
| Missouri | 1,148,697 | 154,526 | 13.5 | 957,644 | 112,825 | 11.8 | 740,669 | 62,943 | 8.5 |
| North Dakota | 97,268 | 14,092 | 14.5 | 55,010 | 7,815 | 14.2 | 235,506 | 2,851 | 28.0 |
| South Dakota | 132,558 | 15,644 | 11.8 | 102,956 | 11,458 | 11.1 | 22,851 | 2,851 | 28.0 |
| Nebraska | 370,290 | 46,616 | 12.6 | 344,844 | 42,644 | 12.4 | 137,249 | 10,455 | 7.6 |
| Kansas | 532,068 | 55,571 | 10.4 | 492,199 | 45,507 | 9.2 | 316,149 | 19,351 | 6.1 |
| South Central division | 4,947,460 | 971,821 | 19.6 | 3,821,873 | 662,769 | 17.3 | 3,006,487 | 529,914 | 17.6 |
| Kentucky | 782,529 | 105,622 | 13.5 | 670,459 | 83,378 | 12.4 | 577,074 | 54,422 | 9.4 |
| Tennessee | 734,155 | 116,204 | 15.8 | 635,954 | 80,582 | 12.7 | 537,571 | 56,408 | 10.5 |
| Alabama | 653,180 | 200,009 | 30.6 | 537,604 | 129,975 | 24.2 | 437,685 | 124,056 | 28.3 |
| Mississippi | 546,215 | 178,357 | 32.7 | 450,240 | 124,808 | 27.7 | 378,132 | 110,417 | 29.2 |
| Louisiana | 493,435 | 130,911 | 26.5 | 399,368 | 108,781 | 27.2 | 327,066 | 95,052 | 29.1 |
| Texas | 1,034,014 | 140,392 | 13.6 | 733,972 | 86,015 | 11.7 | 495,263 | 58,943 | 11.9 |
| Indian Territory | 125,006 | 12,216 | 9.8 | 125,006 | 12,216 | 9.8 | 125,006 | 12,216 | 9.8 |
| Oklahoma | 129,145 | 10,257 | 7.9 | 18,890 | 1,057 | 5.6 | 18,890 | 1,057 | 5.6 |
| Arkansas | 449,731 | 77,853 | 17.3 | 374,886 | 43,173 | 12.9 | 253,691 | 30,616 | 12.1 |
| Western division | 1,371,524 | 198,295 | 14.5 | 936,534 | 124,425 | 13.3 | 500,364 | 45,208 | 9.0 |
| Montana | 67,872 | 9,809 | 14.5 | 32,215 | 4,636 | 14.4 | 7,431 | 507 | 6.8 |
| Wyoming | 24,331 | 3,004 | 12.3 | 15,080 | 1,894 | 12.6 | 4,529 | 464 | 10.2 |
| Colorado | 187,759 | 27,966 | 14.9 | 125,177 | 19,147 | 15.3 | 47,324 | 4,779 | 10.1 |
| New Mexico | 64,463 | 6,310 | 9.8 | 50,656 | 3,934 | 7.8 | 39,700 | 2,262 | 5.7 |
| Arizona | 37,120 | 6,786 | 18.3 | 16,340 | 1,569 | 9.6 | 3,655 | 471 | 5.4 |
| Utah | 95,770 | 10,764 | 11.2 | 67,480 | 7,076 | 10.5 | 46,614 | 2,837 | 6.2 |
| Nevada | 13,137 | 2,000 | 15.2 | 12,355 | 1,324 | 14.2 | 14,455 | 1,503 | 10.4 |
| Idaho | 47,837 | 4,516 | 9.4 | 22,445 | 1,894 | 8.4 | 7,095 | 291 | 4.1 |
| Washington | 160,155 | 20,731 | 13.0 | 95,674 | 11,115 | 11.6 | 19,635 | 1,063 | 5.4 |
| Oregon | 138,762 | 18,437 | 13.3 | 97,968 | 10,793 | 11.0 | 49,534 | 2,779 | 5.6 |
| California | 534,318 | 87,922 | 16.5 | 400,644 | 60,543 | 15.1 | 255,892 | 28,202 | 11.0 |
| Alaska | 14,013 | 3,628 | 25.9 | 14,013 | 3,628 | 25.9 | 14,013 | 3,628 | 25.9 |
| Hawaii | 34,834 | 6,125 | 17.6 | 34,834 | 6,125 | 17.6 | 34,834 | 6,125 | 17.6 |

¹ Includes in 1900 persons in the military and naval service of the United States (including civilian employees, etc.) stationed abroad, not credited to any state or territory.

² Dakota territory.

*

In the North Atlantic division the largest proportion shown for 1900 for persons 10 years of age and over engaged in gainful occupations is that for Rhode Island, 55.7 per cent, as against 55.3 per cent in 1890 and 53.1 per cent in 1880. The next larger proportions in 1900 are 53.3 per cent for Massachusetts, 52.9 per cent for New Hampshire, and 52.8 per cent for Connecticut. Somewhat more than 50 per cent of all the persons 10 years of age and upward are at work, also, in New York, New Jersey, and Pennsylvania, leaving Maine and Vermont as the only states in this division in 1900 in which less than one-half of the population under consideration is gainfully occupied. The proportion of males at work is large for each of the states in this division, representing more than four-fifths of the entire male population 10 years of age and upward in 1900 in each state except Maine and Vermont, in which they constitute somewhat less than that proportion. The proportion of females at work is also large for many of these states, particularly in Rhode Island and Massachusetts, where they constitute in 1900 very nearly three-tenths of all the females 10 years of age and upward.

The proportion of persons engaged in gainful occupations is somewhat larger in 1900 than in 1890, except in Massachusetts, for which there is nearly the same proportion reported in 1900 as there was in 1890. The proportion of males at work is slightly less in 1900 than in 1890 in Rhode Island, Massachusetts, New Hampshire, Connecticut, and Vermont, while the proportion of females at work in 1900 is somewhat larger in each case than at the preceding census.

The large proportions of males and females engaged in gainful occupations in this division are due to the predominance of its manufacturing interests, particularly in the states containing the largest proportions of gainful workers. In these states—namely, Rhode Island, Massachusetts, Connecticut, and New Hampshire—from 40 to considerably more than 50 per cent of the entire number of persons at work in 1900 are engaged in manufacturing and mechanical pursuits.

In the South Atlantic division the largest proportion of gainful workers in 1900 is found in South Carolina, where they constitute fully three-fifths of all persons 10 years of age and upward. There is also a large proportion of persons occupied reported for the District of Columbia, owing largely to the employment of men and women in the government offices. Aside from the District of Columbia, the next largest proportions to that given for South Carolina are 54.8 per cent for Georgia, 53.2 per cent for North Carolina, and 52.3 per cent for Florida, in all of which states agricultural pursuits predominate and give employment to large numbers of women and children. There are only three states in this division—namely, Maryland, Virginia, and West Virginia—in which less than one-half of all the persons 10 years of age and upward in 1900 is gainfully employed, and in all the states of this division there is an

increased proportion of persons at work in 1900 as compared with 1890. The proportions shown in 1890 for many of the states of this division were considerably smaller than those reported for 1880, but these losses in the proportion of total persons have been in the main overcome since 1890, and, except in Georgia, there is in each case an increased proportion of females at work in 1900 as compared with 1880.

Of the states and territories comprising the South Central division, the largest proportions of persons engaged in gainful occupations are found in Mississippi and Alabama, constituting 58.7 and 58.5 per cent, respectively, of the total number of persons 10 years of age and upward in 1900. Considerably more than one-half of all the persons under consideration in Louisiana and Arkansas in 1900 are gainfully occupied, while in the remaining states and territories of this division between 45 and 50 per cent are at work. Persons engaged in agricultural pursuits are largely in the majority in this division, the proportions ranging in the various states and territories from one-half to three-fourths of all the gainful workers in 1900, and in those states in which agricultural interests predominate most largely there is a large proportion of women and children occupied in field work, resulting in correspondingly large proportions of males and females engaged in gainful labor. The proportions of gainful workers in 1900 as compared with 1890 have increased in each state and territory of this division except Oklahoma. There was a loss in the proportion of persons gainfully employed in 1890 as compared with 1880 similar to that indicated for the South Atlantic division, but these losses have been made good in many of the states of this division. In all the states of the division, moreover, except Louisiana, there is an increased proportion of females at work in 1900 as compared with 1880.

In the North Central division, North Dakota is the only state in 1900 which has more than one-half of its population 10 years of age and upward engaged in gainful occupations, the percentages in the remaining states ranging from 45.1 per cent for Kansas to not quite 50 per cent for Minnesota. There is a larger proportion of females at work in 1900 than in 1890 in each state in this division, while the proportion of males at work in 1900 is practically the same as in 1890 in Nebraska, slightly less in North Dakota and South Dakota, and somewhat larger in the remaining states of this division.

In all the states and territories of the Western division, with the exception of New Mexico and Utah, more than one-half of the total population 10 years of age and over in 1900 is engaged in gainful occupations, and in many of these states and territories the proportions are very large—namely, 61.4 per cent for Wyoming, 59.9 per cent for Montana, 56.7 per cent for both Arizona and Nevada, and 55.2 per cent for Washington. Males of adult age are largely in the majority in this division, and there is a correspondingly small proportion of

females at work, due principally to its large mining interests. The proportion of gainful workers has in most cases decreased considerably since 1890 in all the states and territories of this division, owing, in great measure, to the change in the character of its industrial pursuits. Owing to the same cause, moreover, there has been an increase in the proportion of females at work in all but Wyoming and Colorado.

The differences in the age and sex constitution of the population of the several states and territories affect to

a greater or less extent the proportions of workers reported, and some of the variations may be due also to the manner in which the enumeration was made in the various sections of the country either at the same census or at different censuses.

The whole number of persons engaged in gainful occupations in 1900 is distributed, in the aggregate and by sex, according to the number and percentage in each class of occupations, in comparison with similar results for 1880 and 1890, in the following summary:

| SEX AND CLASSES OF OCCUPATIONS. | 1900 | | | | 1890 | | 1880 | |
|--|--------------|----------|------------|----------|------------|----------|------------|----------|
| | ENTIRE AREA. | | MAINLAND. | | Number. | Percent. | Number. | Percent. |
| | Number. | Percent. | Number. | Percent. | | | | |
| BOTH SEXES. | | | | | | | | |
| All occupations..... | 29,287,070 | 100.0 | 29,073,233 | 100.0 | 22,735,661 | 100.0 | 17,392,099 | 100.0 |
| Agricultural pursuits..... | 10,438,219 | 35.6 | 10,381,765 | 35.7 | 8,565,926 | 37.7 | 7,713,875 | 44.3 |
| Professional service..... | 1,264,536 | 4.3 | 1,258,538 | 4.3 | 944,333 | 4.1 | 603,202 | 3.5 |
| Domestic and personal service..... | 5,693,778 | 19.5 | 5,580,657 | 19.2 | 4,220,812 | 18.6 | 3,418,793 | 19.6 |
| Trade and transportation..... | 4,778,233 | 16.3 | 4,766,964 | 16.4 | 3,326,122 | 14.6 | 1,871,503 | 10.8 |
| Manufacturing and mechanical pursuits..... | 7,112,304 | 24.3 | 7,085,309 | 24.4 | 5,678,468 | 25.0 | 3,784,726 | 21.8 |
| MALES. | | | | | | | | |
| All occupations..... | 23,957,778 | 100.0 | 23,753,836 | 100.0 | 18,821,090 | 100.0 | 14,744,942 | 100.0 |
| Agricultural pursuits..... | 9,458,194 | 39.5 | 9,404,429 | 39.6 | 7,887,042 | 41.9 | 7,119,365 | 48.3 |
| Professional service..... | 833,362 | 3.5 | 827,941 | 3.5 | 632,646 | 3.4 | 425,947 | 2.9 |
| Domestic and personal service..... | 3,594,613 | 15.0 | 3,485,208 | 14.7 | 2,553,161 | 13.6 | 2,237,493 | 15.2 |
| Trade and transportation..... | 4,274,659 | 17.8 | 4,263,617 | 17.9 | 3,097,701 | 16.4 | 1,808,445 | 12.2 |
| Manufacturing and mechanical pursuits..... | 5,796,950 | 24.2 | 5,772,641 | 24.3 | 4,650,540 | 24.7 | 3,153,692 | 21.4 |
| FEMALES. | | | | | | | | |
| All occupations..... | 5,329,292 | 100.0 | 5,319,397 | 100.0 | 3,914,571 | 100.0 | 2,647,157 | 100.0 |
| Agricultural pursuits..... | 980,025 | 18.4 | 977,336 | 18.4 | 678,884 | 17.3 | 594,510 | 22.5 |
| Professional service..... | 431,174 | 8.1 | 430,597 | 8.1 | 311,687 | 8.0 | 177,255 | 6.7 |
| Domestic and personal service..... | 2,099,165 | 39.4 | 2,095,449 | 39.4 | 1,667,651 | 42.6 | 1,181,300 | 44.6 |
| Trade and transportation..... | 503,574 | 9.4 | 503,347 | 9.4 | 228,421 | 5.8 | 63,058 | 2.4 |
| Manufacturing and mechanical pursuits..... | 1,315,354 | 24.7 | 1,312,668 | 24.7 | 1,027,928 | 26.3 | 631,084 | 23.8 |

As previously explained, the figures given under each class of occupations in 1880 and 1890 have been readjusted in accordance with the classification of occupations at the census of 1900, and they differ, therefore, for this reason both from the figures for 1880 as contained in the printed report for that census, and from the figures for 1880 and 1890 as contained in the printed report for 1890.

Of the 29,073,233 persons engaged in gainful occupations in 1900, for the mainland of the United States, 10,381,765, or 35.7 per cent, are engaged in agricultural pursuits, as against 37.7 per cent in 1890 and 44.3 per cent in 1880. The whole number of persons engaged in manufacturing and mechanical pursuits is 7,085,309, constituting 24.4 per cent of the gainful workers in 1900, as compared with 25 per cent in 1890 and 21.8 per cent in 1880. These losses in the proportions of persons engaged in agricultural and manufacturing and mechanical pursuits are offset by corresponding gains in the proportions of persons engaged in professional service, in domestic and personal service, and in the pursuits of trade and transportation. The largest proportional increase is that for persons in trade and transportation, this class constituting 16.4 per cent in

1900, as compared with 14.6 per cent in 1890 and 10.8 per cent in 1880. Persons engaged in domestic and personal service constitute 19.2 per cent of all the gainful workers in 1900, as against 18.6 per cent in 1890 and 19.6 per cent in 1880, but some part of the increased proportion in 1900 may be due to the classification under the heading of "Laborers (not specified)" of persons who are really engaged in either agricultural or manufacturing and mechanical pursuits, this class of persons having been returned by the enumerators, in many cases, simply as laborers.

As compared with 1890 there have been increases in the proportion of males engaged in trade and transportation, in domestic and personal service, and in professional service in 1900, which are offset by the considerable decrease in the proportion of males engaged in agricultural pursuits and the slight loss in the proportion of those engaged in manufacturing and mechanical pursuits. Of the 23,753,836 males engaged in gainful occupations in 1900, 9,404,429, or 39.6 per cent, are engaged in agricultural pursuits, as against 41.9 per cent in 1890 and 48.3 per cent in 1880. There are 5,772,641 males reported as engaged in manufacturing and mechanical pursuits, constituting 24.3 per cent of all the males at

work in 1900, as compared with 24.7 per cent in 1890 and 21.4 per cent in 1880. The whole number of males engaged in 1900 in pursuits connected with trade and transportation is 4,263,617, or 17.9 per cent of the entire number at work, as compared with 16.4 per cent in 1890 and 12.2 per cent in 1880. Males classified in domestic and personal service—comprising principally laborers and servants—number 3,485,208, or 14.7 per cent of the whole number at work in 1900, as compared with 13.6 per cent in 1890 and 15.2 per cent in 1880.

There are 2,095,449 females engaged in domestic and personal service and 1,312,668 females engaged in manufacturing and mechanical pursuits in 1900, constituting 39.4 and 24.7 per cent, respectively, of the whole number (5,319,397) of females at work. These percentages, as compared with similar figures for 1890, show a decreased proportion for the two classes, which represented 42.6 and 26.3 per cent, respectively, of the whole number of females at work in 1890. There is, on the other hand, an increased proportion of females engaged in agricultural pursuits, this class representing 18.4 per cent of the whole number at work in 1900 as against 17.3 per cent in 1890.

As previously stated, persons engaged in fishing and in mining and quarrying are included under the heading of "Manufacturing and mechanical pursuits". In order to ascertain the number of persons engaged in manufacturing and mechanical pursuits proper it is necessary to separate this class into the three groups of workers, as follows:

| OCCUPATION SUBGROUPS. | 1900 ¹ | | 1890 | | 1880 | |
|---|----------------------|------------------------------------|-----------|------------------------------------|-----------|------------------------------------|
| | Number. | Per cent of total persons at work. | Number. | Per cent of total persons at work. | Number. | Per cent of total persons at work. |
| Aggregate | 7,085,309 | 24.4 | 5,678,468 | 25.0 | 3,784,726 | 21.8 |
| Fishing..... | 68,940 | 0.3 | 60,162 | 0.3 | 41,352 | 0.3 |
| Mining and quarrying .. | ² 580,761 | 2.0 | 387,248 | 1.7 | 249,397 | 1.4 |
| Manufacturing and mechanical pursuits proper. | 6,435,608 | 22.1 | 5,231,058 | 23.0 | 3,493,977 | 20.1 |

¹ For the mainland of the United States.

² Includes officials of mining and quarrying companies, not separately reported in 1880 and 1890.

*

This summary shows that the total number of persons engaged in manufacturing and mechanical pursuits proper constitutes 22.1 per cent of the entire number of persons at work in 1900, as compared with 23 per cent in 1890 and 20.1 per cent in 1880. Persons engaged in mining and quarrying number 580,761, and constitute 2 per cent of all the gainful workers in 1900, as against 1.7 per cent in 1890 and 1.4 per cent in 1880. In using these figures, however, it should be remembered that the classification of occupations is based, as far as possible, upon the kind of work performed, and that these figures do not represent, therefore, the whole number of persons who are directly and indirectly connected with the mining and quarrying industry, but only that number who were returned either as officials of mining and quarrying companies or as miners and quarrymen.

The proportion of workers in the several classes of occupations in 1900 as compared with preceding censuses is no doubt affected somewhat by the manner in which the returns of occupations are made by the census enumerators, as has already been explained with respect to the number of persons reported simply as laborers; and it may be that the slight loss in the proportion which persons engaged in manufacturing and mechanical pursuits bear to the whole number of gainful workers in 1900 is due in part to the lack of more specific returns with respect to the persons actually employed in manufacturing and mechanical industries. Owing to the differences of classification of the occupations of individual workers, as between the returns on the population schedule and the corresponding returns of employees on the schedule of manufactures, comparisons of a positive character are not possible, and no satisfactory agreement can ever be reached between the two sets of returns unless the census of individual occupations is made in connection with the return for the establishment in which the labor is actually performed, a scheme which does not seem to be at all practicable under the present system of census enumeration.

The total number of gainful workers in each state and territory in 1890 and 1900 is distributed, for each sex and for both sexes combined, according to the number and proportion in each class of occupations, in tables LXXVII to LXXXIII.

OCCUPATIONS.

CXXXV

TABLE LXXVII.—Total persons 10 years of age and over engaged in gainful occupations, distributed according to the number and percentage engaged in each class of occupations, by states and territories arranged geographically: 1900.

| STATES AND TERRITORIES. | Persons engaged in gainful occupations. | PERSONS ENGAGED IN AGRICULTURAL PURSUIITS. | | PERSONS ENGAGED IN PROFESSIONAL SERVICE. | | PERSONS ENGAGED IN DOMESTIC AND PERSONAL SERVICE. | | PERSONS ENGAGED IN TRADE AND TRANSPORTATION. | | PERSONS ENGAGED IN MANUFACTURING AND MECHANICAL PURSUIITS. | |
|--------------------------------------|---|--|-----------|--|-----------|---|-----------|--|-----------|--|-----------|
| | | Number. | Per cent. | Number. | Per cent. | Number. | Per cent. | Number. | Per cent. | Number. | Per cent. |
| The United States ¹ | 29,287,070 | 10,438,219 | 35.6 | 1,264,536 | 4.3 | 5,693,778 | 19.5 | 4,778,233 | 16.3 | 7,112,304 | 24.3 |
| North Atlantic division | 8,579,191 | 1,074,412 | 12.5 | 411,279 | 4.8 | 1,857,069 | 21.6 | 1,867,805 | 21.8 | 3,368,626 | 39.3 |
| Maine | 276,777 | 76,923 | 27.8 | 13,921 | 5.0 | 54,784 | 19.8 | 43,217 | 15.6 | 87,932 | 31.8 |
| New Hampshire | 178,719 | 38,782 | 21.7 | 7,765 | 4.3 | 30,576 | 17.1 | 25,651 | 14.4 | 75,945 | 42.5 |
| Vermont | 134,933 | 49,820 | 36.9 | 7,016 | 5.2 | 23,028 | 17.1 | 18,889 | 14.0 | 36,180 | 26.8 |
| Massachusetts | 1,208,407 | 66,551 | 5.5 | 60,603 | 5.0 | 231,003 | 19.1 | 283,474 | 23.5 | 566,776 | 46.9 |
| Rhode Island | 191,923 | 10,957 | 5.7 | 7,861 | 4.1 | 34,900 | 18.2 | 37,043 | 19.3 | 101,162 | 52.7 |
| Connecticut | 385,610 | 44,796 | 11.6 | 16,969 | 4.4 | 75,317 | 19.5 | 71,714 | 18.6 | 176,814 | 45.9 |
| New York | 2,996,474 | 375,990 | 12.6 | 159,393 | 5.3 | 673,374 | 22.5 | 753,160 | 25.1 | 1,034,557 | 34.5 |
| New Jersey | 757,769 | 68,881 | 9.1 | 34,740 | 4.6 | 167,916 | 22.2 | 179,811 | 23.7 | 306,411 | 40.4 |
| Pennsylvania | 2,448,589 | 341,712 | 14.0 | 103,011 | 4.2 | 566,171 | 23.1 | 454,846 | 18.6 | 982,849 | 40.1 |
| South Atlantic division | 4,000,531 | 2,032,569 | 50.8 | 119,360 | 3.0 | 798,837 | 20.0 | 422,272 | 10.5 | 627,493 | 15.7 |
| Delaware | 72,996 | 19,002 | 26.0 | 2,789 | 3.8 | 17,012 | 23.3 | 11,487 | 15.8 | 22,706 | 31.1 |
| Maryland | 458,738 | 95,554 | 20.8 | 19,354 | 4.2 | 119,587 | 26.1 | 91,367 | 19.9 | 132,576 | 29.0 |
| District of Columbia | 126,941 | 1,488 | 1.2 | 9,420 | 7.4 | 48,876 | 38.5 | 40,553 | 31.9 | 26,604 | 21.0 |
| Virginia | 662,415 | 300,268 | 45.3 | 21,364 | 3.2 | 156,596 | 23.7 | 73,966 | 11.2 | 110,221 | 16.6 |
| West Virginia | 325,663 | 151,722 | 46.6 | 11,714 | 3.6 | 56,252 | 17.3 | 33,184 | 11.7 | 67,791 | 20.8 |
| North Carolina | 716,742 | 459,306 | 64.1 | 15,012 | 2.1 | 108,233 | 15.1 | 43,257 | 6.0 | 90,934 | 12.7 |
| South Carolina | 570,995 | 393,693 | 69.0 | 10,431 | 1.8 | 78,795 | 13.8 | 29,345 | 5.1 | 58,731 | 10.3 |
| Georgia | 864,471 | 522,848 | 60.5 | 22,161 | 2.5 | 163,154 | 18.9 | 70,923 | 8.2 | 85,335 | 9.9 |
| Florida | 201,570 | 88,688 | 44.0 | 7,115 | 3.5 | 50,332 | 25.0 | 23,190 | 11.5 | 32,245 | 16.0 |
| North Central division | 9,580,649 | 3,508,808 | 36.6 | 473,036 | 5.0 | 1,759,936 | 18.4 | 1,671,015 | 17.4 | 2,162,854 | 22.6 |
| Ohio | 1,545,952 | 414,662 | 26.8 | 77,120 | 5.0 | 306,433 | 19.8 | 283,932 | 18.4 | 463,805 | 30.0 |
| Indiana | 893,953 | 342,733 | 38.1 | 42,473 | 4.7 | 168,591 | 18.8 | 138,545 | 15.4 | 205,611 | 23.0 |
| Illinois | 1,804,040 | 462,781 | 25.7 | 96,321 | 5.3 | 366,342 | 20.3 | 397,046 | 22.0 | 481,550 | 26.7 |
| Michigan | 905,990 | 312,462 | 34.5 | 40,742 | 4.5 | 182,031 | 20.1 | 143,475 | 15.8 | 227,280 | 25.1 |
| Wisconsin | 732,538 | 270,007 | 36.8 | 32,266 | 4.4 | 148,491 | 20.3 | 105,260 | 14.4 | 176,514 | 24.1 |
| Minnesota | 645,874 | 258,944 | 40.1 | 30,216 | 4.7 | 124,904 | 19.3 | 112,918 | 17.5 | 118,892 | 18.4 |
| Iowa | 789,404 | 371,604 | 47.1 | 46,314 | 5.9 | 117,177 | 14.9 | 129,006 | 16.3 | 124,803 | 15.8 |
| Missouri | 1,121,392 | 463,293 | 41.3 | 51,256 | 4.6 | 189,732 | 16.9 | 198,737 | 17.7 | 213,354 | 19.5 |
| North Dakota | 117,640 | 71,626 | 60.9 | 4,952 | 4.2 | 17,233 | 14.7 | 14,060 | 11.9 | 9,719 | 8.3 |
| South Dakota | 137,156 | 82,857 | 60.4 | 7,877 | 5.7 | 16,821 | 12.3 | 15,274 | 11.1 | 14,327 | 10.5 |
| Nebraska | 373,970 | 186,587 | 49.9 | 21,239 | 5.7 | 55,148 | 14.7 | 61,891 | 16.6 | 49,105 | 13.1 |
| Kansas | 507,740 | 271,252 | 53.4 | 26,760 | 5.3 | 66,963 | 13.2 | 70,871 | 13.9 | 71,894 | 14.2 |
| South Central division | 5,209,755 | 3,300,817 | 63.4 | 152,381 | 2.9 | 793,549 | 15.2 | 475,931 | 9.1 | 487,077 | 9.4 |
| Kentucky | 752,531 | 408,185 | 54.2 | 26,502 | 3.5 | 127,179 | 16.9 | 83,882 | 11.2 | 106,788 | 14.2 |
| Tennessee | 727,587 | 413,406 | 56.8 | 22,235 | 3.1 | 132,781 | 18.3 | 78,085 | 10.7 | 81,030 | 11.1 |
| Alabama | 763,188 | 515,737 | 67.6 | 14,946 | 2.0 | 102,571 | 13.4 | 51,318 | 6.7 | 78,616 | 10.3 |
| Mississippi | 645,123 | 490,582 | 76.0 | 12,934 | 2.0 | 75,212 | 11.7 | 35,641 | 5.5 | 30,754 | 4.8 |
| Louisiana | 536,093 | 295,445 | 55.1 | 13,001 | 2.4 | 115,618 | 21.6 | 57,613 | 10.7 | 54,416 | 10.2 |
| Texas | 1,033,033 | 644,634 | 62.4 | 40,207 | 3.9 | 156,413 | 15.1 | 111,612 | 10.8 | 80,167 | 7.8 |
| Indian Territory | 133,710 | 92,418 | 69.1 | 4,309 | 3.2 | 15,212 | 11.4 | 10,874 | 8.1 | 10,897 | 8.2 |
| Oklahoma | 132,695 | 94,931 | 71.5 | 5,211 | 3.9 | 12,188 | 9.2 | 11,536 | 8.7 | 8,829 | 6.7 |
| Arkansas | 485,795 | 345,479 | 71.1 | 13,036 | 2.7 | 56,375 | 11.6 | 35,370 | 7.3 | 35,535 | 7.3 |
| Western division | 1,703,107 | 465,159 | 27.3 | 97,482 | 5.7 | 371,266 | 21.8 | 329,941 | 19.4 | 439,259 | 25.8 |
| Montana | 114,799 | 28,693 | 25.0 | 4,370 | 4.2 | 24,098 | 21.0 | 21,040 | 18.3 | 36,098 | 31.5 |
| Wyoming | 44,268 | 13,407 | 30.3 | 1,609 | 3.6 | 10,315 | 23.3 | 9,323 | 21.1 | 9,614 | 21.7 |
| Colorado | 218,263 | 44,904 | 20.6 | 13,783 | 6.3 | 41,701 | 19.1 | 47,105 | 21.6 | 70,770 | 32.4 |
| New Mexico | 66,020 | 27,214 | 41.2 | 2,118 | 3.2 | 19,478 | 29.5 | 7,208 | 10.9 | 10,002 | 15.2 |
| Arizona | 53,370 | 16,174 | 30.3 | 2,187 | 4.1 | 11,266 | 21.1 | 7,732 | 14.5 | 16,011 | 30.0 |
| Utah | 34,604 | 29,414 | 84.8 | 4,667 | 13.5 | 16,016 | 46.3 | 14,095 | 41.7 | 20,412 | 58.7 |
| Nevada | 19,809 | 5,890 | 29.7 | 1,090 | 5.5 | 4,921 | 24.8 | 2,906 | 14.7 | 5,002 | 25.3 |
| Idaho | 62,683 | 27,489 | 43.8 | 2,773 | 4.4 | 10,772 | 17.2 | 8,003 | 12.8 | 13,646 | 21.8 |
| Washington | 225,387 | 61,113 | 27.1 | 12,492 | 5.5 | 49,641 | 22.0 | 43,185 | 19.2 | 58,956 | 26.2 |
| Oregon | 169,637 | 58,490 | 34.5 | 10,046 | 5.9 | 36,734 | 21.7 | 28,732 | 16.9 | 35,635 | 21.0 |
| California | 644,267 | 152,371 | 23.7 | 41,847 | 6.5 | 146,324 | 22.7 | 140,612 | 21.8 | 163,113 | 25.3 |
| Alaska | 33,335 | 367 | 1.1 | 733 | 2.2 | 12,407 | 37.2 | 2,508 | 7.5 | 17,320 | 52.0 |
| Hawaii | 90,172 | 56,056 | 62.2 | 1,742 | 1.9 | 16,214 | 18.0 | 6,850 | 7.6 | 9,310 | 10.3 |

¹ Includes persons in the military and naval service of the United States (including civilian employees, etc.) stationed abroad, not credited to any state or territory.

*

STATISTICS OF POPULATION.

TABLE LXXVIII.—Total persons 10 years of age and over engaged in gainful occupations, distributed according to the number and percentage engaged in each class of occupations, by states and territories arranged geographically: 1890.

| STATES AND TERRITORIES. | Persons engaged in gainful occupations. | PERSONS ENGAGED IN AGRICULTURAL PURSUITS. | | PERSONS ENGAGED IN PROFESSIONAL SERVICE. | | PERSONS ENGAGED IN DOMESTIC AND PERSONAL SERVICE. | | PERSONS ENGAGED IN TRADE AND TRANSPORTATION. | | PERSONS ENGAGED IN MANUFACTURING AND MECHANICAL PURSUITS. | |
|------------------------------|---|---|-----------|--|-----------|---|-----------|--|-----------|---|-----------|
| | | Number. | Per cent. | Number. | Per cent. | Number. | Per cent. | Number. | Per cent. | Number. | Per cent. |
| The United States..... | 22,735,661 | 8,565,926 | 37.7 | 944,333 | 4.1 | 4,220,812 | 18.6 | 3,326,122 | 14.6 | 5,678,468 | 25.0 |
| North Atlantic division..... | 6,971,460 | 1,099,465 | 15.8 | 299,468 | 4.3 | 1,467,628 | 21.0 | 1,316,779 | 18.9 | 2,788,120 | 40.0 |
| Maine..... | 257,096 | 81,284 | 31.6 | 12,364 | 4.8 | 89,709 | 15.5 | 37,291 | 14.5 | 86,448 | 33.6 |
| New Hampshire..... | 164,703 | 42,279 | 25.7 | 6,831 | 4.1 | 22,945 | 13.9 | 19,771 | 12.0 | 72,877 | 44.3 |
| Vermont..... | 128,771 | 53,939 | 41.9 | 6,276 | 4.9 | 21,487 | 16.7 | 14,551 | 11.3 | 32,518 | 25.2 |
| Massachusetts..... | 982,444 | 69,720 | 7.1 | 43,247 | 4.4 | 179,004 | 18.2 | 196,513 | 20.0 | 493,960 | 50.3 |
| Rhode Island..... | 155,878 | 11,630 | 7.5 | 5,446 | 3.5 | 27,671 | 17.8 | 27,372 | 17.5 | 83,759 | 53.7 |
| Connecticut..... | 317,014 | 45,596 | 14.4 | 12,485 | 3.9 | 58,113 | 18.3 | 49,383 | 15.6 | 151,437 | 47.8 |
| New York..... | 2,435,725 | 397,541 | 16.3 | 115,376 | 4.7 | 585,650 | 22.0 | 527,564 | 21.7 | 859,694 | 35.3 |
| New Jersey..... | 570,788 | 68,608 | 12.0 | 22,363 | 3.9 | 123,979 | 21.7 | 120,072 | 21.1 | 235,721 | 41.3 |
| Pennsylvania..... | 1,959,091 | 323,873 | 16.8 | 75,080 | 3.8 | 459,070 | 23.4 | 324,282 | 16.6 | 771,806 | 39.4 |
| South Atlantic division..... | 3,113,056 | 1,669,014 | 53.5 | 92,361 | 3.0 | 581,127 | 18.6 | 308,751 | 9.9 | 466,803 | 15.0 |
| Delaware..... | 64,286 | 18,187 | 28.3 | 2,213 | 3.4 | 15,754 | 24.5 | 9,045 | 14.1 | 19,087 | 29.7 |
| Maryland..... | 393,267 | 91,301 | 23.2 | 14,576 | 3.7 | 100,065 | 25.5 | 68,979 | 17.5 | 118,346 | 30.1 |
| District of Columbia..... | 101,119 | 1,752 | 1.7 | 7,308 | 7.2 | 39,124 | 38.7 | 23,891 | 23.6 | 24,044 | 23.8 |
| Virginia..... | 551,889 | 259,327 | 47.0 | 17,695 | 3.2 | 124,190 | 22.5 | 58,526 | 10.6 | 92,101 | 16.7 |
| West Virginia..... | 223,788 | 119,974 | 53.6 | 8,662 | 3.9 | 30,264 | 13.5 | 22,973 | 10.3 | 41,915 | 18.7 |
| North Carolina..... | 587,363 | 370,811 | 63.0 | 12,296 | 2.3 | 70,126 | 12.0 | 28,799 | 5.4 | 55,331 | 10.3 |
| South Carolina..... | 440,854 | 326,528 | 74.1 | 3,193 | 1.9 | 51,093 | 11.6 | 21,735 | 4.9 | 33,305 | 7.5 |
| Georgia..... | 668,713 | 416,268 | 62.2 | 15,969 | 2.4 | 119,108 | 17.8 | 54,770 | 8.2 | 62,598 | 9.4 |
| Florida..... | 136,827 | 64,866 | 47.4 | 5,449 | 4.0 | 31,403 | 22.9 | 15,033 | 11.0 | 20,076 | 14.7 |
| North Central division..... | 7,673,838 | 3,117,043 | 40.6 | 371,347 | 4.9 | 1,328,853 | 17.3 | 1,151,139 | 15.0 | 1,705,456 | 22.2 |
| Ohio..... | 1,272,786 | 400,229 | 31.4 | 61,913 | 4.9 | 245,392 | 19.3 | 195,578 | 15.4 | 369,674 | 29.0 |
| Indiana..... | 724,058 | 322,222 | 44.5 | 34,519 | 4.8 | 122,141 | 16.9 | 92,344 | 12.7 | 162,825 | 21.1 |
| Illinois..... | 1,353,569 | 431,532 | 31.9 | 63,122 | 4.7 | 267,821 | 19.0 | 246,704 | 18.2 | 354,380 | 26.2 |
| Michigan..... | 759,575 | 287,625 | 37.9 | 33,490 | 4.4 | 145,113 | 19.1 | 103,276 | 13.6 | 190,071 | 25.0 |
| Wisconsin..... | 576,290 | 237,659 | 41.3 | 24,278 | 4.2 | 108,483 | 18.8 | 68,620 | 11.9 | 137,250 | 23.8 |
| Minnesota..... | 469,086 | 192,291 | 41.0 | 22,767 | 4.9 | 91,458 | 19.5 | 72,456 | 15.4 | 90,114 | 19.2 |
| Iowa..... | 631,835 | 322,057 | 51.0 | 37,762 | 6.0 | 83,799 | 13.3 | 88,097 | 13.9 | 100,120 | 15.8 |
| Missouri..... | 884,379 | 390,201 | 44.1 | 39,465 | 4.5 | 141,839 | 16.1 | 140,046 | 15.8 | 172,778 | 19.5 |
| North Dakota..... | 67,771 | 43,836 | 64.8 | 3,053 | 4.5 | 9,037 | 13.3 | 6,679 | 9.9 | 5,111 | 7.5 |
| South Dakota..... | 114,093 | 68,505 | 60.0 | 5,995 | 5.2 | 13,554 | 11.9 | 13,180 | 11.3 | 13,189 | 11.6 |
| Nebraska..... | 368,060 | 170,170 | 46.2 | 19,539 | 5.3 | 57,888 | 15.7 | 62,833 | 17.1 | 57,580 | 15.7 |
| Kansas..... | 452,346 | 250,659 | 55.4 | 25,439 | 5.6 | 52,273 | 11.6 | 61,606 | 13.6 | 62,364 | 13.8 |
| South Central division..... | 3,635,814 | 2,321,694 | 63.9 | 114,263 | 3.1 | 524,165 | 14.4 | 315,313 | 8.7 | 360,374 | 9.9 |
| Kentucky..... | 590,324 | 320,191 | 54.2 | 22,150 | 3.8 | 95,739 | 16.2 | 61,145 | 10.4 | 91,099 | 15.4 |
| Tennessee..... | 553,753 | 330,335 | 59.8 | 19,450 | 3.5 | 83,086 | 15.0 | 53,906 | 9.7 | 66,476 | 12.0 |
| Alabama..... | 541,602 | 372,046 | 68.7 | 11,952 | 2.2 | 72,033 | 13.3 | 36,299 | 6.7 | 49,267 | 9.1 |
| Mississippi..... | 462,739 | 359,658 | 77.7 | 10,362 | 2.4 | 49,133 | 10.6 | 22,417 | 4.8 | 20,669 | 4.5 |
| Louisiana..... | 423,074 | 239,091 | 56.5 | 10,026 | 2.4 | 88,465 | 20.9 | 40,586 | 9.6 | 44,906 | 10.6 |
| Texas..... | 696,208 | 430,616 | 61.8 | 23,123 | 4.0 | 93,707 | 14.2 | 77,033 | 11.1 | 61,729 | 8.9 |
| Indian Territory..... | | | | | | | | | | | |
| Oklahoma..... | 20,906 | 13,911 | 66.5 | 1,017 | 4.9 | 1,689 | 8.1 | 2,075 | 9.9 | 2,214 | 10.6 |
| Arkansas..... | 347,203 | 255,346 | 73.5 | 10,633 | 3.1 | 35,303 | 10.2 | 21,857 | 6.3 | 24,014 | 6.9 |
| Western division..... | 1,336,493 | 358,710 | 26.8 | 66,894 | 5.0 | 319,039 | 23.9 | 234,135 | 17.5 | 357,715 | 26.8 |
| Montana..... | 72,223 | 15,107 | 20.9 | 2,900 | 4.0 | 19,393 | 26.9 | 11,443 | 15.8 | 23,375 | 32.4 |
| Wyoming..... | 30,630 | 8,092 | 26.4 | 1,203 | 3.9 | 8,106 | 26.5 | 5,253 | 17.2 | 7,971 | 26.0 |
| Colorado..... | 191,943 | 38,269 | 19.9 | 9,330 | 5.1 | 41,167 | 21.5 | 40,538 | 21.1 | 62,139 | 32.4 |
| New Mexico..... | 54,151 | 23,604 | 43.6 | 1,712 | 3.2 | 16,690 | 30.8 | 4,979 | 9.2 | 7,166 | 13.2 |
| Arizona..... | 26,416 | 6,942 | 26.3 | 1,095 | 4.1 | 8,092 | 30.6 | 3,733 | 14.2 | 6,549 | 24.8 |
| Utah..... | 66,901 | 20,238 | 30.3 | 2,343 | 4.3 | 15,122 | 22.6 | 11,088 | 16.6 | 17,550 | 26.2 |
| Nevada..... | 23,415 | 5,663 | 24.2 | 1,060 | 4.5 | 5,230 | 22.4 | 3,303 | 14.1 | 3,154 | 34.3 |
| Idaho..... | 35,172 | 13,596 | 38.6 | 1,295 | 3.7 | 6,510 | 18.5 | 4,353 | 12.4 | 9,413 | 26.8 |
| Washington..... | 164,696 | 43,494 | 26.4 | 3,214 | 5.0 | 40,403 | 24.5 | 29,266 | 17.8 | 43,319 | 26.3 |
| Oregon..... | 126,781 | 47,129 | 37.2 | 6,326 | 5.4 | 25,375 | 20.0 | 19,373 | 15.3 | 27,973 | 22.1 |
| California..... | 544,165 | 136,516 | 25.1 | 29,316 | 5.5 | 132,946 | 24.4 | 100,736 | 18.5 | 144,101 | 26.5 |

OCCUPATIONS.

CXXXVII

TABLE LXXIX.—Total persons engaged in manufacturing and mechanical pursuits, distributed according to the number and percentage engaged, respectively, in fishing, mining and quarrying, and manufacturing and mechanical pursuits proper, by states and territories arranged geographically: 1890 and 1900.

| STATES AND TERRITORIES. | PERSONS ENGAGED IN MANUFACTURING AND MECHANICAL PURSUITS: 1900. | | | | | | PERSONS ENGAGED IN MANUFACTURING AND MECHANICAL PURSUITS: 1890. | | | | | |
|--------------------------------------|---|------------------|------------------------------------|------------------|---|-----------|---|------------------|-----------------------|------------------|---|-----------|
| | Fishing. | | Mining and quarrying. ¹ | | Manufacturing and mechanical pursuits proper. | | Fishing. | | Mining and quarrying. | | Manufacturing and mechanical pursuits proper. | |
| | Number. | Per cent. | Number. | Per cent. | Number. | Per cent. | Number. | Per cent. | Number. | Per cent. | Number. | Per cent. |
| The United States ² | 74,573 | 0.3 | 588,470 | 2.0 | 6,449,261 | 22.0 | 60,162 | 0.3 | 387,248 | 1.7 | 5,231,058 | 23.0 |
| North Atlantic division..... | 21,320 | 0.3 | 199,742 | 2.3 | 3,147,564 | 36.7 | 24,330 | 0.4 | 142,155 | 2.0 | 2,621,635 | 37.6 |
| Maine..... | 4,166 | 1.5 | 1,013 | 0.4 | 82,753 | 29.9 | 3,666 | 1.4 | 1,346 | 0.5 | 81,436 | 31.7 |
| New Hampshire..... | 113 | 0.1 | 588 | 0.3 | 75,244 | 42.1 | 172 | 0.1 | 531 | 0.4 | 72,174 | 43.8 |
| Vermont..... | 21 | (³) | 2,222 | 1.6 | 33,937 | 25.2 | 43 | (³) | 2,201 | 1.7 | 30,274 | 23.5 |
| Massachusetts..... | 6,339 | 0.5 | 2,023 | 0.2 | 658,359 | 46.2 | 9,254 | 1.0 | 2,126 | 0.2 | 482,580 | 49.1 |
| Rhode Island..... | 725 | 0.4 | 180 | 0.1 | 100,257 | 52.2 | 782 | 0.5 | 194 | 0.1 | 82,783 | 53.1 |
| Connecticut..... | 1,041 | 0.3 | 954 | 0.3 | 174,819 | 45.3 | 1,317 | 0.4 | 1,763 | 0.6 | 148,357 | 46.8 |
| New York..... | 3,537 | 0.1 | 5,614 | 0.2 | 1,025,406 | 34.2 | 4,674 | 0.2 | 7,917 | 0.3 | 347,003 | 34.8 |
| New Jersey..... | 4,769 | 0.6 | 2,770 | 0.4 | 298,872 | 39.4 | 3,595 | 0.6 | 2,691 | 0.5 | 229,435 | 40.2 |
| Pennsylvania..... | 559 | (³) | 184,373 | 7.5 | 797,917 | 32.6 | 827 | (³) | 123,336 | 6.3 | 647,593 | 33.1 |
| South Atlantic division..... | 25,445 | 0.6 | 40,492 | 1.0 | 561,556 | 14.1 | 21,931 | 0.7 | 23,373 | 0.8 | 421,499 | 13.5 |
| Delaware..... | 444 | 0.6 | 255 | 0.4 | 22,007 | 30.1 | 409 | 0.6 | 106 | 0.2 | 13,572 | 23.9 |
| Maryland..... | 9,524 | 2.1 | 5,232 | 1.2 | 118,070 | 25.7 | 9,196 | 2.3 | 4,899 | 1.3 | 104,251 | 26.5 |
| District of Columbia..... | 35 | (³) | 41 | 0.1 | 26,528 | 20.9 | 98 | 0.1 | 36 | (³) | 23,910 | 23.7 |
| Virginia..... | 9,275 | 1.4 | 7,504 | 1.1 | 93,442 | 14.1 | 7,699 | 1.4 | 4,719 | 0.9 | 79,683 | 14.4 |
| West Virginia..... | 27 | (³) | 21,478 | 6.6 | 46,236 | 14.2 | 51 | (³) | 9,862 | 4.4 | 32,002 | 14.3 |
| North Carolina..... | 3,080 | 0.4 | 1,239 | 0.2 | 86,615 | 12.1 | 2,586 | 0.5 | 962 | 0.2 | 51,783 | 9.6 |
| South Carolina..... | 571 | 0.1 | 1,618 | 0.3 | 56,542 | 9.9 | 507 | 0.1 | 982 | 0.2 | 31,816 | 7.2 |
| Georgia..... | 675 | 0.1 | 1,816 | 0.2 | 32,894 | 9.6 | 394 | 0.1 | 1,466 | 0.2 | 60,738 | 9.1 |
| Florida..... | 1,814 | 0.9 | 1,259 | 0.6 | 29,172 | 14.5 | 991 | 0.7 | 341 | 0.3 | 13,744 | 13.7 |
| North Central division..... | 7,990 | 0.1 | 165,663 | 1.7 | 1,989,201 | 20.3 | 5,618 | 0.1 | 116,442 | 1.5 | 1,583,396 | 20.6 |
| Ohio..... | 993 | 0.1 | 34,209 | 2.2 | 428,603 | 27.7 | 944 | (³) | 27,346 | 2.2 | 340,884 | 26.8 |
| Indiana..... | 326 | (³) | 13,018 | 1.5 | 193,267 | 21.5 | 314 | (³) | 8,026 | 1.1 | 144,434 | 20.0 |
| Illinois..... | 1,658 | 0.1 | 39,142 | 2.2 | 440,750 | 24.4 | 759 | 0.1 | 24,197 | 1.8 | 329,424 | 24.3 |
| Michigan..... | 1,731 | 0.2 | 23,440 | 2.6 | 202,109 | 22.3 | 1,621 | 0.2 | 19,255 | 2.5 | 169,195 | 22.3 |
| Wisconsin..... | 1,247 | 0.2 | 3,024 | 0.4 | 172,243 | 23.5 | 794 | 0.1 | 3,646 | 0.6 | 132,810 | 23.1 |
| Minnesota..... | 538 | 0.1 | 6,666 | 1.0 | 111,688 | 17.3 | 374 | 0.1 | 2,757 | 0.6 | 86,983 | 18.5 |
| Iowa..... | 615 | 0.1 | 11,513 | 1.4 | 112,675 | 14.3 | 217 | (³) | 3,116 | 1.3 | 91,787 | 14.5 |
| Missouri..... | 617 | (³) | 21,877 | 2.0 | 195,860 | 17.5 | 348 | (³) | 14,116 | 1.6 | 153,314 | 17.9 |
| North Dakota..... | 8 | (³) | 124 | 0.1 | 9,587 | 8.2 | 19 | (³) | 50 | 0.1 | 5,042 | 7.4 |
| South Dakota..... | 23 | (³) | 2,519 | 1.9 | 11,785 | 8.6 | 28 | (³) | 2,306 | 2.0 | 10,855 | 9.5 |
| Nebraska..... | 109 | (³) | 230 | 0.1 | 48,766 | 13.0 | 81 | (³) | 323 | 0.1 | 57,176 | 15.6 |
| Kansas..... | 125 | (³) | 9,901 | 2.0 | 61,868 | 12.2 | 119 | (³) | 5,804 | 1.3 | 56,441 | 12.5 |
| South Central division..... | 6,129 | 0.1 | 49,204 | 1.0 | 431,744 | 8.3 | 3,549 | 0.1 | 21,961 | 0.6 | 334,864 | 9.2 |
| Kentucky..... | 503 | 0.1 | 9,471 | 1.2 | 96,809 | 12.9 | 253 | (³) | 5,641 | 1.0 | 85,205 | 14.4 |
| Tennessee..... | 519 | 0.1 | 11,032 | 1.5 | 69,479 | 9.5 | 335 | 0.1 | 5,716 | 1.0 | 60,425 | 10.9 |
| Alabama..... | 612 | 0.1 | 13,247 | 2.4 | 59,757 | 7.8 | 397 | 0.1 | 3,409 | 1.5 | 40,461 | 7.5 |
| Mississippi..... | 700 | 0.1 | 21 | (³) | 30,033 | 4.7 | 384 | 0.1 | 7 | (³) | 20,278 | 4.4 |
| Louisiana..... | 2,632 | 0.5 | 51 | (³) | 51,733 | 9.7 | 1,564 | 0.4 | 75 | (³) | 43,267 | 10.2 |
| Texas..... | 712 | 0.1 | 3,304 | 0.3 | 76,151 | 7.4 | 431 | 0.1 | 1,271 | 0.2 | 60,027 | 8.6 |
| Indian Territory..... | 41 | 0.1 | 4,266 | 3.2 | 6,590 | 4.9 | | | | | | |
| Oklahoma..... | 6 | (³) | 34 | 0.1 | 8,739 | 6.6 | 1 | (³) | 16 | 0.1 | 2,197 | 10.5 |
| Arkansas..... | 404 | 0.1 | 2,673 | 0.5 | 32,453 | 6.7 | 184 | 0.1 | 826 | 0.2 | 23,004 | 6.6 |
| Western division..... | 3,056 | 0.5 | 125,660 | 7.4 | 305,543 | 17.9 | 4,734 | 0.4 | 33,317 | 6.2 | 269,664 | 20.2 |
| Montana..... | 11 | (³) | 17,387 | 15.2 | 18,700 | 16.3 | 11 | (³) | 10,662 | 14.8 | 12,702 | 17.6 |
| Wyoming..... | 2 | (³) | 4,033 | 9.2 | 5,529 | 12.5 | 10 | (³) | 3,099 | 10.1 | 4,362 | 15.9 |
| Colorado..... | 10 | (³) | 29,957 | 13.7 | 40,803 | 13.7 | 13 | (³) | 20,961 | 10.9 | 41,165 | 21.5 |
| New Mexico..... | | | 4,172 | 6.3 | 5,830 | 8.9 | 11 | (³) | 2,996 | 5.5 | 4,159 | 7.7 |
| Arizona..... | | | 7,947 | 14.9 | 8,064 | 15.1 | 1 | (³) | 3,585 | 13.6 | 2,963 | 11.2 |
| Utah..... | 22 | (³) | 7,023 | 8.3 | 13,362 | 15.8 | 23 | (³) | 3,762 | 5.6 | 13,765 | 20.6 |
| Nevada..... | 50 | 0.3 | 2,741 | 13.8 | 2,211 | 11.2 | 26 | 0.1 | 4,847 | 20.7 | 3,281 | 14.0 |
| Idaho..... | 11 | (³) | 7,313 | 11.7 | 6,317 | 10.1 | 13 | 0.1 | 5,205 | 14.8 | 4,195 | 11.9 |
| Washington..... | 3,225 | 1.4 | 12,595 | 5.6 | 43,136 | 19.2 | 1,202 | 0.7 | 3,247 | 2.0 | 33,870 | 23.6 |
| Oregon..... | 2,756 | 1.6 | 5,541 | 3.3 | 27,338 | 16.1 | 1,478 | 1.2 | 2,373 | 1.9 | 24,127 | 19.0 |
| California..... | 1,969 | 0.3 | 26,891 | 4.2 | 134,253 | 20.8 | 1,946 | 0.4 | 22,530 | 4.1 | 119,575 | 22.0 |
| Alaska..... | 4,563 | 13.7 | 7,656 | 23.0 | 5,101 | 15.3 | | | | | | |
| Hawaii..... | 1,069 | 1.2 | 36 | (³) | 8,205 | 9.1 | | | | | | |

¹ Includes officials of mining and quarrying companies, not separately reported in 1890.

² Includes in 1900 persons in the military and naval service of the United States (including [civilian employees, etc.] stationed abroad, not credited to any state or territory.

³ Less than one-tenth of 1 per cent.

*

STATISTICS OF POPULATION.

TABLE LXXX.—Number of males 10 years of age and over engaged in each class of occupations, by states and territories arranged geographically: 1890 and 1900.

| STATES AND TERRITORIES. | AGRICULTURAL PURSUITS. | | PROFESSIONAL SERVICE. | | DOMESTIC AND PERSONAL SERVICE. | | TRADE AND TRANSPORTATION. | | MANUFACTURING AND MECHANICAL PURSUITS. | |
|--------------------------------------|------------------------|-----------|-----------------------|---------|--------------------------------|-----------|---------------------------|-----------|--|-----------|
| | 1900 | 1890 | 1900 | 1890 | 1900 | 1890 | 1900 | 1890 | 1900 | 1890 |
| The United States ¹ | 9,458,194 | 7,887,042 | 833,362 | 632,646 | 3,594,613 | 2,553,161 | 4,274,659 | 3,097,701 | 5,796,950 | 4,650,540 |
| North Atlantic division..... | 1,039,729 | 1,078,791 | 270,254 | 192,797 | 1,165,352 | 890,856 | 1,629,782 | 1,201,302 | 2,629,764 | 2,179,295 |
| Maine..... | 73,791 | 79,821 | 7,262 | 6,007 | 36,543 | 25,526 | 33,503 | 34,850 | 63,743 | 65,829 |
| New Hampshire..... | 37,224 | 41,658 | 4,248 | 3,529 | 18,436 | 13,662 | 23,020 | 18,339 | 54,033 | 50,657 |
| Vermont..... | 48,352 | 53,290 | 3,645 | 3,029 | 12,842 | 11,233 | 17,238 | 13,834 | 30,104 | 27,418 |
| Massachusetts..... | 64,669 | 68,790 | 37,300 | 26,248 | 124,812 | 92,822 | 233,530 | 174,239 | 414,063 | 357,067 |
| Rhode Island..... | 10,673 | 11,446 | 4,924 | 3,447 | 21,342 | 16,512 | 31,512 | 24,709 | 71,378 | 57,050 |
| Connecticut..... | 43,247 | 44,830 | 10,327 | 7,509 | 45,022 | 33,207 | 61,656 | 44,457 | 136,719 | 115,631 |
| New York..... | 363,619 | 338,951 | 107,689 | 76,484 | 407,834 | 308,772 | 656,970 | 481,790 | 788,317 | 666,788 |
| New Jersey..... | 67,035 | 67,193 | 24,185 | 15,600 | 107,400 | 75,793 | 160,332 | 111,385 | 244,235 | 189,496 |
| Pennsylvania..... | 331,119 | 322,812 | 70,674 | 50,944 | 391,121 | 313,329 | 402,016 | 297,699 | 822,122 | 650,359 |
| South Atlantic division..... | 1,697,623 | 1,421,695 | 81,949 | 66,791 | 418,784 | 271,493 | 339,390 | 291,223 | 505,345 | 380,580 |
| Delaware..... | 18,494 | 17,831 | 1,378 | 1,505 | 10,587 | 9,345 | 10,172 | 8,331 | 18,393 | 16,376 |
| Maryland..... | 92,014 | 88,593 | 13,266 | 10,144 | 68,689 | 52,221 | 82,102 | 63,233 | 103,684 | 94,324 |
| District of Columbia..... | 1,440 | 1,695 | 7,034 | 5,689 | 23,527 | 18,544 | 32,640 | 23,900 | 21,139 | 19,164 |
| Virginia..... | 277,594 | 242,658 | 13,632 | 11,965 | 82,133 | 56,476 | 69,761 | 56,649 | 93,708 | 77,730 |
| West Virginia..... | 146,142 | 116,726 | 8,527 | 6,397 | 41,145 | 18,267 | 36,016 | 22,239 | 62,672 | 38,452 |
| North Carolina..... | 335,137 | 315,209 | 10,270 | 8,971 | 52,794 | 27,949 | 41,321 | 28,171 | 67,009 | 41,871 |
| South Carolina..... | 278,614 | 238,034 | 6,336 | 5,970 | 33,732 | 21,656 | 27,794 | 21,024 | 42,669 | 24,689 |
| Georgia..... | 422,530 | 345,758 | 15,499 | 11,907 | 73,709 | 47,654 | 67,296 | 53,054 | 66,398 | 50,417 |
| Florida..... | 75,608 | 55,096 | 5,007 | 4,243 | 32,413 | 18,831 | 22,288 | 14,627 | 28,673 | 17,557 |
| North Central division..... | 3,408,789 | 3,036,880 | 299,075 | 236,730 | 1,162,673 | 854,956 | 1,489,938 | 1,076,163 | 1,822,608 | 1,456,420 |
| Ohio..... | 399,909 | 390,050 | 52,113 | 41,733 | 207,041 | 163,490 | 249,936 | 180,973 | 390,882 | 312,308 |
| Indiana..... | 332,840 | 313,832 | 29,492 | 24,104 | 113,113 | 83,102 | 125,031 | 87,059 | 176,711 | 131,009 |
| Illinois..... | 450,614 | 418,626 | 63,812 | 41,176 | 243,505 | 164,833 | 346,144 | 227,246 | 405,319 | 301,313 |
| Michigan..... | 303,559 | 281,526 | 24,269 | 20,445 | 125,146 | 99,313 | 126,328 | 95,991 | 192,997 | 165,847 |
| Wisconsin..... | 261,450 | 231,730 | 17,931 | 13,545 | 97,314 | 69,684 | 92,869 | 63,830 | 146,827 | 116,440 |
| Minnesota..... | 252,129 | 188,467 | 17,112 | 14,060 | 77,074 | 54,741 | 102,273 | 63,185 | 100,358 | 78,008 |
| Iowa..... | 363,472 | 313,974 | 23,529 | 18,962 | 73,827 | 50,734 | 118,186 | 83,666 | 103,507 | 84,032 |
| Missouri..... | 447,315 | 377,803 | 35,627 | 27,963 | 121,032 | 85,598 | 180,333 | 132,033 | 182,509 | 143,107 |
| North Dakota..... | 69,849 | 43,062 | 2,850 | 1,945 | 9,234 | 4,162 | 13,359 | 6,505 | 8,256 | 4,232 |
| South Dakota..... | 30,696 | 67,095 | 4,322 | 3,613 | 9,743 | 7,375 | 14,322 | 12,461 | 12,429 | 11,591 |
| Nebraska..... | 182,333 | 166,714 | 11,372 | 12,294 | 35,312 | 37,361 | 56,335 | 59,355 | 40,947 | 49,692 |
| Kansas..... | 264,618 | 243,951 | 16,146 | 16,840 | 44,337 | 33,458 | 64,702 | 53,304 | 61,866 | 53,786 |
| South Central division..... | 2,308,511 | 1,997,805 | 109,401 | 86,914 | 452,563 | 277,033 | 450,308 | 304,360 | 417,151 | 306,933 |
| Kentucky..... | 390,226 | 303,320 | 18,334 | 16,135 | 73,643 | 49,434 | 77,051 | 57,940 | 87,055 | 75,117 |
| Tennessee..... | 379,443 | 307,021 | 16,452 | 14,933 | 71,342 | 41,228 | 73,993 | 52,126 | 69,653 | 57,313 |
| Alabama..... | 336,735 | 291,070 | 10,759 | 9,180 | 47,676 | 33,398 | 49,091 | 35,338 | 63,913 | 42,591 |
| Mississippi..... | 302,551 | 270,293 | 8,121 | 7,537 | 36,088 | 20,866 | 34,127 | 21,817 | 25,879 | 17,368 |
| Louisiana..... | 227,614 | 183,634 | 8,936 | 7,196 | 68,920 | 49,615 | 54,259 | 38,433 | 45,433 | 35,365 |
| Texas..... | 535,394 | 396,443 | 29,175 | 22,226 | 101,821 | 61,497 | 106,498 | 75,209 | 69,733 | 54,313 |
| Indian Territory..... | 36,394 | | 3,394 | | 10,539 | | | | 10,104 | |
| Oklahoma..... | 91,513 | 13,600 | 3,672 | 343 | 8,641 | 1,315 | 10,827 | 2,025 | 7,735 | 2,066 |
| Arkansas..... | 298,141 | 227,424 | 9,938 | 8,764 | 33,343 | 19,680 | 33,949 | 21,372 | 32,551 | 21,795 |
| Western division..... | 449,777 | 351,371 | 67,262 | 49,414 | 235,331 | 258,323 | 304,169 | 224,643 | 397,773 | 327,312 |
| Montana..... | 23,149 | 14,915 | 3,490 | 2,294 | 18,629 | 16,715 | 20,073 | 11,219 | 34,644 | 22,444 |
| Wyoming..... | 13,177 | 8,023 | 1,079 | 953 | 3,321 | 6,941 | 9,074 | 5,172 | 9,113 | 7,647 |
| Colorado..... | 43,747 | 37,532 | 9,605 | 7,453 | 27,970 | 30,873 | 43,123 | 33,779 | 65,352 | 53,104 |
| New Mexico..... | 26,273 | 23,134 | 1,643 | 1,386 | 16,108 | 14,169 | 7,003 | 4,903 | 8,673 | 6,575 |
| Arizona..... | 13,904 | 6,342 | 1,632 | 923 | 9,436 | 7,141 | 7,491 | 3,705 | 14,021 | 6,231 |
| Utah..... | 28,401 | 19,723 | 3,235 | 2,135 | 11,497 | 11,624 | 12,735 | 10,543 | 17,972 | 15,790 |
| Nevada..... | 5,753 | 5,373 | 632 | 730 | 3,394 | 4,306 | 2,733 | 3,251 | 4,692 | 7,731 |
| Idaho..... | 26,730 | 13,395 | 1,923 | 1,004 | 8,359 | 5,530 | 7,635 | 4,273 | 12,965 | 9,026 |
| Washington..... | 59,159 | 42,334 | 8,926 | 6,593 | 40,635 | 34,304 | 40,460 | 28,421 | 55,376 | 40,374 |
| Oregon..... | 56,930 | 46,237 | 6,630 | 5,007 | 29,249 | 20,630 | 26,293 | 13,534 | 32,043 | 25,530 |
| California..... | 147,504 | 133,603 | 23,307 | 20,921 | 110,633 | 105,990 | 127,479 | 95,343 | 142,422 | 127,360 |
| Alaska..... | 364 | | 620 | | 10,303 | | 2,464 | | 16,466 | |
| Hawaii..... | 53,330 | | 1,294 | | 14,221 | | 6,663 | | 8,434 | |

¹ Includes in 1900 persons in the military and naval service of the United States (including civilian employees, etc.) stationed abroad, not credited to any state or territory.

*

OCCUPATIONS.

cxxxix

TABLE LXXXI.—Number of females 10 years of age and over engaged in each class of occupations, by states and territories arranged geographically: 1890 and 1900.

| STATES AND TERRITORIES. | AGRICULTURAL PURSUITS. | | PROFESSIONAL SERVICE. | | DOMESTIC AND PERSONAL SERVICE. | | TRADE AND TRANSPORTATION. | | MANUFACTURING AND MECHANICAL PURSUITS. | |
|--------------------------------------|------------------------|---------|-----------------------|---------|--------------------------------|-----------|---------------------------|---------|--|-----------|
| | 1900 | 1890 | 1900 | 1890 | 1900 | 1890 | 1900 | 1890 | 1900 | 1890 |
| The United States ¹ | 980,025 | 678,884 | 431,174 | 311,687 | 2,099,165 | 1,667,651 | 503,574 | 228,421 | 1,315,354 | 1,027,928 |
| North Atlantic division | 34,683 | 20,674 | 141,025 | 106,671 | 691,717 | 576,772 | 238,023 | 115,477 | 738,862 | 608,825 |
| Maine..... | 3,132 | 1,463 | 6,659 | 6,357 | 18,241 | 14,183 | 4,709 | 2,441 | 19,189 | 20,619 |
| New Hampshire..... | 1,558 | 621 | 3,517 | 3,302 | 12,140 | 9,283 | 2,631 | 1,432 | 21,912 | 22,220 |
| Vermont..... | 1,468 | 649 | 3,371 | 3,247 | 10,186 | 10,254 | 1,651 | 717 | 6,076 | 5,100 |
| Massachusetts..... | 1,882 | 950 | 23,303 | 16,999 | 106,191 | 86,182 | 44,944 | 22,274 | 152,713 | 136,893 |
| Rhode Island..... | 284 | 184 | 2,937 | 1,999 | 13,558 | 11,159 | 5,531 | 2,663 | 29,784 | 26,709 |
| Connecticut..... | 1,549 | 766 | 6,642 | 4,976 | 30,295 | 24,906 | 10,058 | 4,926 | 40,095 | 35,806 |
| New York..... | 12,371 | 8,590 | 51,704 | 38,892 | 265,540 | 226,878 | 96,190 | 45,774 | 246,240 | 193,806 |
| New Jersey..... | 1,846 | 1,410 | 10,555 | 6,763 | 60,516 | 48,186 | 19,479 | 8,687 | 62,126 | 46,225 |
| Pennsylvania..... | 10,593 | 6,061 | 32,337 | 24,136 | 175,050 | 145,741 | 52,830 | 26,563 | 160,727 | 121,447 |
| South Atlantic division..... | 334,946 | 247,319 | 37,411 | 25,570 | 380,053 | 309,634 | 32,882 | 17,523 | 122,148 | 86,223 |
| Delaware..... | 508 | 306 | 911 | 708 | 6,425 | 5,909 | 1,315 | 714 | 3,813 | 2,711 |
| Maryland..... | 3,540 | 2,708 | 6,088 | 4,432 | 50,898 | 47,844 | 9,265 | 5,746 | 29,192 | 24,022 |
| District of Columbia..... | 48 | 57 | 2,386 | 1,619 | 25,349 | 20,580 | 7,913 | 4,991 | 5,465 | 4,880 |
| Virginia..... | 22,674 | 16,674 | 7,732 | 5,730 | 74,405 | 67,714 | 4,205 | 1,877 | 16,513 | 14,371 |
| West Virginia..... | 5,580 | 3,248 | 3,187 | 2,265 | 15,107 | 11,997 | 2,168 | 734 | 5,119 | 3,463 |
| North Carolina..... | 74,119 | 55,602 | 4,742 | 3,325 | 55,439 | 42,177 | 1,936 | 628 | 23,925 | 13,460 |
| South Carolina..... | 115,079 | 88,444 | 3,595 | 2,223 | 45,063 | 29,437 | 1,551 | 711 | 16,062 | 8,616 |
| Georgia..... | 100,318 | 70,510 | 6,662 | 4,062 | 89,445 | 71,454 | 3,627 | 1,716 | 18,487 | 12,181 |
| Florida..... | 13,080 | 9,770 | 2,108 | 1,206 | 17,919 | 12,522 | 902 | 406 | 3,572 | 2,519 |
| North Central division..... | 100,019 | 80,163 | 178,961 | 134,617 | 597,258 | 473,897 | 181,047 | 74,976 | 340,246 | 249,036 |
| Ohio..... | 14,753 | 10,179 | 25,007 | 20,130 | 99,392 | 81,902 | 33,996 | 14,600 | 72,923 | 57,366 |
| Indiana..... | 9,893 | 8,347 | 12,981 | 10,415 | 50,478 | 39,039 | 13,464 | 5,285 | 29,900 | 21,816 |
| Illinois..... | 12,167 | 12,906 | 32,509 | 21,946 | 122,837 | 92,938 | 50,902 | 19,458 | 76,231 | 53,062 |
| Michigan..... | 8,903 | 6,099 | 16,473 | 13,045 | 56,885 | 45,295 | 17,147 | 7,285 | 34,233 | 24,224 |
| Wisconsin..... | 8,557 | 5,929 | 14,335 | 10,733 | 51,177 | 38,799 | 12,391 | 4,790 | 29,687 | 20,810 |
| Minnesota..... | 6,815 | 3,824 | 13,104 | 8,707 | 47,830 | 36,717 | 10,645 | 4,271 | 18,534 | 12,106 |
| Iowa..... | 8,132 | 8,083 | 23,285 | 18,800 | 43,350 | 33,015 | 10,820 | 4,431 | 21,296 | 16,088 |
| Missouri..... | 15,978 | 12,398 | 15,629 | 11,502 | 68,720 | 56,291 | 18,354 | 7,963 | 35,845 | 24,671 |
| North Dakota..... | 1,777 | 824 | 2,102 | 1,113 | 8,049 | 4,875 | 701 | 174 | 1,463 | 829 |
| South Dakota..... | 2,161 | 1,410 | 3,555 | 2,382 | 7,078 | 5,679 | 952 | 389 | 1,898 | 1,598 |
| Nebraska..... | 4,249 | 3,456 | 9,367 | 7,245 | 19,336 | 20,527 | 5,506 | 3,528 | 8,158 | 7,888 |
| Kansas..... | 6,634 | 6,703 | 10,614 | 8,599 | 22,126 | 18,820 | 6,169 | 2,802 | 10,023 | 8,578 |
| South Central division..... | 492,306 | 323,889 | 42,980 | 27,349 | 340,936 | 247,132 | 25,623 | 10,958 | 69,926 | 53,441 |
| Kentucky..... | 17,959 | 11,871 | 7,568 | 6,015 | 53,536 | 46,305 | 6,831 | 3,205 | 19,728 | 15,982 |
| Tennessee..... | 33,963 | 23,814 | 6,783 | 4,467 | 60,939 | 41,858 | 4,092 | 1,780 | 11,427 | 8,663 |
| Alabama..... | 129,002 | 80,976 | 4,187 | 2,772 | 54,895 | 38,640 | 2,227 | 911 | 9,698 | 6,676 |
| Mississippi..... | 128,031 | 89,365 | 4,313 | 3,275 | 39,124 | 28,267 | 1,514 | 600 | 4,875 | 3,301 |
| Louisiana..... | 67,831 | 55,457 | 4,065 | 2,330 | 46,698 | 38,850 | 3,354 | 2,103 | 8,963 | 9,541 |
| Texas..... | 59,240 | 34,173 | 11,032 | 5,897 | 54,692 | 37,210 | 5,114 | 1,824 | 10,414 | 6,911 |
| Indian Territory..... | 5,524 | | 915 | | 4,623 | | 361 | | 793 | |
| Oklahoma..... | 3,418 | 311 | 1,539 | 174 | 3,547 | 374 | 709 | 50 | 1,044 | 148 |
| Arkansas..... | 47,338 | 27,922 | 3,078 | 1,919 | 23,032 | 15,628 | 1,421 | 485 | 2,984 | 2,219 |
| Western division..... | 15,332 | 6,839 | 30,220 | 17,480 | 85,435 | 60,216 | 25,772 | 9,487 | 41,486 | 30,403 |
| Montana..... | 544 | 192 | 1,380 | 606 | 5,469 | 2,683 | 962 | 224 | 1,454 | 931 |
| Wyoming..... | 230 | 69 | 580 | 250 | 1,494 | 1,165 | 249 | 86 | 501 | 324 |
| Colorado..... | 1,157 | 687 | 4,173 | 2,372 | 13,731 | 10,294 | 3,982 | 1,759 | 4,918 | 4,085 |
| New Mexico..... | 941 | 420 | 470 | 326 | 3,370 | 2,521 | 200 | 76 | 1,329 | 591 |
| Arizona..... | 2,270 | 100 | 505 | 167 | 1,780 | 951 | 241 | 33 | 1,990 | 318 |
| Utah..... | 1,013 | 570 | 1,432 | 708 | 4,519 | 3,498 | 1,360 | 540 | 2,440 | 1,760 |
| Nevada..... | 137 | 90 | 408 | 330 | 1,027 | 924 | 118 | 57 | 310 | 423 |
| Idaho..... | 709 | 201 | 845 | 291 | 1,913 | 930 | 368 | 85 | 681 | 337 |
| Washington..... | 1,954 | 610 | 3,566 | 1,616 | 8,956 | 5,599 | 2,725 | 845 | 3,580 | 2,445 |
| Oregon..... | 1,560 | 892 | 3,366 | 1,919 | 7,485 | 4,695 | 2,434 | 839 | 3,592 | 2,448 |
| California..... | 4,867 | 3,008 | 13,540 | 8,395 | 35,691 | 26,956 | 13,133 | 4,943 | 20,691 | 16,741 |
| Alaska..... | 13 | | 113 | | 1,604 | | 44 | | 1,854 | |
| Hawaii..... | 2,676 | | 448 | | 1,993 | | 182 | | 826 | |

¹Includes in 1900 persons in the military and naval service of the United States (including civilian employees, etc.) stationed abroad, not credited to any state or territory.

*

STATISTICS OF POPULATION.

TABLE LXXXII.—Percentage of males engaged in each class of occupations of total males 10 years of age and over engaged in gainful occupations, by states and territories arranged geographically: 1890 and 1900.

| STATES AND TERRITORIES. | AGRICULTURAL PURSUITS. | | PROFESSIONAL SERVICE. | | DOMESTIC AND PERSONAL SERVICE. | | TRADE AND TRANSPORTATION. | | MANUFACTURING AND MECHANICAL PURSUITS. | |
|--------------------------------------|------------------------|-------|-----------------------|-------|--------------------------------|-------|---------------------------|-------|--|-------|
| | 1900 | 1890 | 1900 | 1890 | 1900 | 1890 | 1900 | 1890 | 1900 | 1890 |
| The United States ¹ | 39.5 | 41.9 | 3.5 | 3.4 | 15.0 | 13.6 | 17.8 | 16.4 | 24.2 | 24.7 |
| North Atlantic division..... | 15.4 | 19.4 | 4.0 | 3.5 | 17.3 | 16.1 | 24.2 | 21.7 | 39.1 | 39.3 |
| Maine..... | 32.8 | 37.7 | 3.2 | 2.8 | 16.3 | 12.0 | 17.1 | 16.4 | 30.6 | 31.1 |
| New Hampshire..... | 27.2 | 32.6 | 3.1 | 2.8 | 13.4 | 10.7 | 16.8 | 14.3 | 39.5 | 39.6 |
| Vermont..... | 43.1 | 49.0 | 3.3 | 2.8 | 11.4 | 10.3 | 15.4 | 12.7 | 26.8 | 25.2 |
| Massachusetts..... | 7.4 | 9.6 | 4.2 | 3.6 | 14.2 | 12.9 | 27.1 | 24.2 | 47.1 | 49.7 |
| Rhode Island..... | 7.6 | 10.1 | 3.5 | 3.1 | 15.3 | 14.6 | 22.5 | 21.8 | 51.1 | 50.4 |
| Connecticut..... | 14.6 | 18.2 | 3.5 | 3.1 | 15.1 | 13.5 | 20.8 | 18.1 | 46.0 | 47.1 |
| New York..... | 15.6 | 20.2 | 4.6 | 4.0 | 17.6 | 16.1 | 23.3 | 25.1 | 33.9 | 34.6 |
| New Jersey..... | 11.1 | 14.6 | 4.0 | 3.4 | 17.8 | 16.5 | 26.6 | 24.2 | 40.5 | 41.3 |
| Pennsylvania..... | 16.4 | 19.7 | 3.5 | 3.1 | 19.4 | 19.2 | 19.9 | 18.2 | 40.8 | 39.8 |
| South Atlantic division..... | 54.9 | 58.5 | 2.7 | 2.7 | 13.5 | 11.2 | 12.6 | 12.0 | 16.3 | 15.6 |
| Delaware..... | 30.8 | 33.1 | 3.1 | 2.8 | 17.6 | 18.3 | 17.0 | 15.4 | 31.5 | 30.4 |
| Maryland..... | 25.6 | 28.7 | 3.7 | 3.3 | 19.1 | 16.9 | 22.8 | 20.5 | 28.8 | 30.6 |
| District of Columbia..... | 1.7 | 2.5 | 8.2 | 8.2 | 27.4 | 26.9 | 33.1 | 34.6 | 24.6 | 27.3 |
| Virginia..... | 51.7 | 54.5 | 2.5 | 2.7 | 15.3 | 12.7 | 13.0 | 12.7 | 17.5 | 17.4 |
| West Virginia..... | 49.6 | 57.8 | 2.9 | 3.2 | 14.0 | 9.0 | 12.2 | 11.0 | 21.3 | 19.0 |
| North Carolina..... | 69.2 | 74.7 | 1.9 | 2.1 | 9.5 | 6.6 | 7.4 | 6.7 | 12.0 | 9.9 |
| South Carolina..... | 71.5 | 76.5 | 1.8 | 1.9 | 8.7 | 7.0 | 7.1 | 6.7 | 10.9 | 7.9 |
| Georgia..... | 65.4 | 68.0 | 2.4 | 2.3 | 11.4 | 9.4 | 10.4 | 10.4 | 10.4 | 9.9 |
| Florida..... | 46.1 | 49.9 | 3.0 | 3.8 | 19.8 | 17.1 | 13.6 | 13.3 | 17.5 | 15.9 |
| North Central division..... | 41.7 | 45.6 | 3.6 | 3.5 | 14.2 | 12.8 | 18.2 | 16.2 | 22.3 | 21.9 |
| Ohio..... | 30.8 | 35.8 | 4.0 | 3.9 | 15.9 | 15.0 | 19.2 | 16.6 | 30.1 | 28.7 |
| Indiana..... | 42.5 | 49.1 | 3.8 | 3.8 | 15.1 | 13.0 | 16.0 | 13.6 | 22.6 | 20.6 |
| Illinois..... | 29.9 | 36.3 | 4.2 | 3.6 | 16.1 | 14.3 | 22.9 | 19.7 | 26.9 | 26.1 |
| Michigan..... | 39.3 | 42.4 | 3.1 | 3.1 | 16.2 | 15.0 | 16.4 | 14.5 | 25.0 | 25.0 |
| Wisconsin..... | 42.4 | 46.8 | 2.9 | 2.7 | 15.8 | 14.1 | 15.1 | 12.9 | 23.8 | 23.6 |
| Minnesota..... | 45.9 | 46.7 | 3.1 | 3.5 | 14.1 | 13.6 | 18.6 | 16.9 | 18.3 | 19.3 |
| Iowa..... | 53.3 | 57.0 | 3.4 | 3.4 | 10.8 | 9.2 | 17.3 | 15.2 | 15.2 | 15.2 |
| Missouri..... | 46.3 | 49.0 | 3.7 | 3.6 | 12.5 | 11.1 | 18.6 | 17.1 | 18.9 | 19.2 |
| North Dakota..... | 67.5 | 71.8 | 2.7 | 3.3 | 8.9 | 6.9 | 12.9 | 10.9 | 8.0 | 7.1 |
| South Dakota..... | 66.4 | 65.4 | 3.6 | 3.5 | 8.0 | 7.7 | 11.8 | 12.1 | 10.2 | 11.3 |
| Nebraska..... | 55.7 | 51.2 | 3.6 | 3.8 | 11.0 | 11.5 | 17.2 | 18.2 | 12.5 | 15.3 |
| Kansas..... | 58.5 | 60.0 | 3.6 | 4.1 | 9.9 | 8.2 | 14.3 | 14.5 | 13.7 | 13.2 |
| South Central division..... | 66.3 | 67.2 | 2.6 | 2.9 | 10.7 | 9.3 | 10.6 | 10.3 | 9.8 | 10.3 |
| Kentucky..... | 60.3 | 60.8 | 2.9 | 3.2 | 11.4 | 9.8 | 11.9 | 11.4 | 13.5 | 14.8 |
| Tennessee..... | 62.1 | 64.9 | 2.7 | 3.2 | 11.7 | 8.7 | 12.1 | 11.0 | 11.4 | 12.2 |
| Alabama..... | 68.7 | 70.7 | 1.9 | 2.2 | 8.5 | 8.1 | 8.7 | 8.6 | 12.2 | 10.4 |
| Mississippi..... | 77.7 | 80.0 | 1.7 | 2.2 | 7.7 | 6.2 | 7.3 | 6.5 | 5.6 | 5.1 |
| Louisiana..... | 56.2 | 58.4 | 2.2 | 2.3 | 17.0 | 15.3 | 13.4 | 12.2 | 11.2 | 11.8 |
| Texas..... | 65.6 | 65.0 | 3.3 | 3.6 | 11.4 | 10.1 | 11.9 | 12.3 | 7.8 | 9.0 |
| Indian Territory..... | 71.5 | | 2.8 | | 8.7 | | 8.7 | | 8.3 | |
| Oklahoma..... | 74.7 | 68.5 | 3.0 | 4.3 | 7.1 | 6.6 | 8.8 | 10.2 | 6.4 | 10.4 |
| Arkansas..... | 73.1 | 76.1 | 2.4 | 2.9 | 8.2 | 6.6 | 8.3 | 7.1 | 8.0 | 7.3 |
| Western division..... | 29.9 | 29.0 | 4.5 | 4.1 | 19.0 | 21.4 | 20.2 | 18.5 | 26.4 | 27.0 |
| Montana..... | 26.8 | 22.1 | 3.3 | 3.4 | 17.8 | 24.7 | 19.1 | 16.6 | 33.0 | 33.2 |
| Wyoming..... | 31.9 | 27.9 | 2.6 | 3.3 | 21.4 | 24.2 | 22.0 | 18.0 | 22.1 | 26.6 |
| Colorado..... | 23.0 | 21.8 | 5.0 | 4.3 | 14.7 | 17.9 | 22.7 | 22.4 | 34.6 | 33.6 |
| New Mexico..... | 44.0 | 46.2 | 2.8 | 2.7 | 27.0 | 23.2 | 11.7 | 9.8 | 14.5 | 13.1 |
| Arizona..... | 29.8 | 27.5 | 3.6 | 3.7 | 20.4 | 23.3 | 16.1 | 14.9 | 30.1 | 25.1 |
| Utah..... | 38.4 | 33.0 | 4.5 | 3.6 | 15.6 | 19.4 | 17.2 | 17.6 | 24.3 | 26.4 |
| Nevada..... | 32.3 | 25.8 | 3.8 | 3.4 | 21.9 | 19.9 | 15.7 | 15.1 | 26.3 | 35.3 |
| Idaho..... | 46.1 | 40.3 | 3.3 | 3.0 | 15.2 | 16.3 | 13.1 | 12.3 | 22.3 | 27.1 |
| Washington..... | 23.9 | 27.9 | 4.3 | 4.3 | 19.9 | 22.7 | 19.8 | 18.5 | 27.1 | 26.6 |
| Oregon..... | 37.7 | 39.9 | 4.4 | 4.3 | 19.3 | 17.8 | 17.4 | 16.0 | 21.2 | 22.0 |
| California..... | 26.5 | 27.6 | 5.1 | 4.3 | 19.3 | 21.9 | 22.9 | 19.3 | 25.6 | 26.4 |
| Alaska..... | 1.2 | | 2.1 | | 36.3 | | 8.3 | | 52.1 | |
| Hawaii..... | 63.5 | | 1.6 | | 16.9 | | 7.9 | | 10.1 | |

¹ Includes in 1900 persons in the military and naval service of the United States (including civilian employees, etc.) stationed abroad, not credited to any state or territory.

*

OCCUPATIONS.

TABLE LXXXIII.—Percentage of females engaged in each class of occupations of total females 10 years of age and over engaged in gainful occupations, by states and territories arranged geographically: 1890 and 1900.

| STATES AND TERRITORIES. | AGRICULTURAL PURSUITS. | | PROFESSIONAL SERVICE. | | DOMESTIC AND PERSONAL SERVICE. | | TRADE AND TRANSPORTATION. | | MANUFACTURING AND MECHANICAL PURSUITS. | |
|--------------------------------------|------------------------|-------|-----------------------|-------|--------------------------------|-------|---------------------------|-------|--|-------|
| | 1900 | 1890 | 1900 | 1890 | 1900 | 1890 | 1900 | 1890 | 1900 | 1890 |
| The United States ¹ | 18.4 | 17.3 | 8.1 | 8.0 | 39.4 | 42.6 | 9.4 | 5.8 | 24.7 | 26.3 |
| North Atlantic division..... | 1.9 | 1.4 | 7.6 | 7.5 | 37.5 | 40.4 | 12.9 | 8.1 | 40.1 | 42.6 |
| Maine..... | 6.0 | 3.2 | 12.8 | 14.1 | 35.1 | 31.5 | 9.1 | 5.4 | 37.0 | 45.8 |
| New Hampshire..... | 3.7 | 1.7 | 8.4 | 8.9 | 29.1 | 25.2 | 6.3 | 3.9 | 52.5 | 60.3 |
| Vermont..... | 6.4 | 3.2 | 14.8 | 16.3 | 44.8 | 51.4 | 7.3 | 3.6 | 26.7 | 25.5 |
| Massachusetts..... | 0.6 | 0.3 | 7.1 | 6.5 | 32.3 | 32.7 | 13.6 | 8.5 | 46.4 | 52.0 |
| Rhode Island..... | 0.6 | 0.4 | 5.6 | 4.7 | 26.0 | 26.1 | 10.6 | 6.3 | 57.2 | 62.5 |
| Connecticut..... | 1.8 | 1.1 | 7.5 | 7.0 | 34.2 | 34.9 | 11.3 | 6.9 | 45.2 | 50.1 |
| New York..... | 1.9 | 1.7 | 7.7 | 7.6 | 39.5 | 44.1 | 14.3 | 8.9 | 36.6 | 37.7 |
| New Jersey..... | 1.2 | 1.3 | 6.8 | 6.1 | 39.2 | 43.3 | 12.6 | 7.8 | 40.2 | 41.5 |
| Pennsylvania..... | 2.5 | 1.9 | 7.5 | 7.4 | 40.6 | 45.0 | 12.2 | 8.2 | 37.2 | 37.5 |
| South Atlantic division..... | 36.9 | 36.0 | 4.1 | 3.7 | 41.9 | 45.1 | 3.6 | 2.6 | 13.5 | 12.6 |
| Delaware..... | 3.9 | 3.0 | 7.0 | 6.8 | 49.5 | 57.1 | 10.2 | 6.9 | 29.4 | 26.2 |
| Maryland..... | 3.6 | 3.2 | 6.1 | 5.2 | 51.4 | 56.5 | 9.4 | 6.8 | 29.5 | 28.3 |
| District of Columbia..... | 0.1 | 0.2 | 5.8 | 5.0 | 61.6 | 64.1 | 19.2 | 15.5 | 13.3 | 15.2 |
| Virginia..... | 18.1 | 15.7 | 6.2 | 5.4 | 59.3 | 63.6 | 3.3 | 1.8 | 13.1 | 13.5 |
| West Virginia..... | 17.9 | 15.0 | 10.2 | 10.4 | 48.5 | 55.2 | 7.0 | 3.4 | 16.4 | 16.0 |
| North Carolina..... | 46.3 | 43.3 | 3.0 | 2.9 | 34.6 | 36.6 | 1.2 | 0.5 | 14.9 | 11.7 |
| South Carolina..... | 63.5 | 68.3 | 2.0 | 1.7 | 24.8 | 22.7 | 0.8 | 0.6 | 8.9 | 6.7 |
| Georgia..... | 45.9 | 44.1 | 3.0 | 2.5 | 40.9 | 44.7 | 1.7 | 1.1 | 8.5 | 7.6 |
| Florida..... | 34.8 | 37.0 | 5.6 | 4.6 | 47.7 | 47.4 | 2.4 | 1.5 | 9.5 | 9.5 |
| North Central division..... | 7.2 | 7.9 | 12.8 | 13.3 | 42.7 | 46.8 | 13.0 | 7.4 | 24.3 | 24.6 |
| Ohio..... | 6.0 | 5.5 | 10.2 | 10.9 | 40.4 | 44.5 | 13.8 | 7.9 | 29.6 | 31.2 |
| Indiana..... | 8.5 | 9.8 | 11.1 | 12.3 | 43.3 | 46.0 | 11.5 | 6.2 | 25.6 | 25.7 |
| Illinois..... | 4.1 | 6.4 | 11.0 | 11.0 | 41.7 | 46.4 | 17.3 | 9.7 | 25.9 | 26.5 |
| Michigan..... | 6.7 | 6.4 | 12.3 | 13.6 | 42.6 | 47.2 | 12.8 | 7.6 | 25.6 | 25.2 |
| Wisconsin..... | 7.4 | 7.3 | 12.3 | 13.2 | 44.0 | 47.9 | 10.7 | 5.9 | 25.6 | 25.7 |
| Minnesota..... | 7.0 | 5.8 | 13.5 | 13.3 | 49.4 | 56.0 | 11.0 | 6.5 | 19.1 | 18.4 |
| Iowa..... | 7.6 | 10.0 | 21.8 | 23.4 | 40.6 | 41.1 | 10.1 | 5.5 | 19.9 | 20.0 |
| Missouri..... | 10.3 | 11.0 | 10.1 | 10.2 | 44.5 | 49.9 | 11.9 | 7.0 | 23.2 | 21.9 |
| North Dakota..... | 12.6 | 10.6 | 14.9 | 14.2 | 57.1 | 62.4 | 5.0 | 2.2 | 10.4 | 10.6 |
| South Dakota..... | 13.8 | 12.3 | 22.7 | 20.8 | 45.3 | 49.6 | 6.1 | 3.4 | 12.1 | 13.9 |
| Nebraska..... | 9.1 | 8.1 | 20.1 | 17.0 | 41.5 | 48.1 | 11.8 | 8.3 | 17.5 | 18.5 |
| Kansas..... | 11.9 | 14.7 | 19.1 | 18.9 | 39.8 | 41.4 | 11.1 | 6.2 | 18.1 | 18.8 |
| South Central division..... | 50.7 | 48.9 | 4.4 | 4.1 | 35.1 | 37.3 | 2.6 | 1.6 | 7.2 | 8.1 |
| Kentucky..... | 17.0 | 14.2 | 7.1 | 7.2 | 50.7 | 55.5 | 6.5 | 3.9 | 18.7 | 19.2 |
| Tennessee..... | 29.2 | 29.6 | 5.0 | 5.5 | 52.5 | 51.9 | 3.5 | 2.2 | 9.8 | 10.8 |
| Alabama..... | 64.5 | 62.3 | 2.1 | 2.1 | 27.4 | 29.7 | 1.1 | 0.7 | 4.9 | 5.2 |
| Mississippi..... | 71.8 | 71.6 | 2.7 | 2.6 | 21.9 | 22.7 | 0.9 | 0.5 | 2.7 | 2.6 |
| Louisiana..... | 51.8 | 51.0 | 3.1 | 2.6 | 35.7 | 35.7 | 2.6 | 1.9 | 6.8 | 8.8 |
| Texas..... | 42.2 | 39.7 | 7.9 | 6.9 | 38.9 | 43.3 | 3.6 | 2.1 | 7.4 | 8.0 |
| Indian Territory..... | 45.2 | | 7.5 | | 37.8 | | 3.0 | | 6.5 | |
| Oklahoma..... | 33.3 | 29.4 | 15.0 | 16.5 | 34.6 | 35.4 | 6.9 | 4.7 | 10.2 | 14.0 |
| Arkansas..... | 60.8 | 58.0 | 4.0 | 4.0 | 29.6 | 32.4 | 1.8 | 1.0 | 3.8 | 4.6 |
| Western division..... | 7.8 | 5.5 | 15.2 | 14.1 | 43.1 | 48.4 | 13.0 | 7.6 | 20.9 | 24.4 |
| Montana..... | 5.5 | 4.1 | 14.1 | 13.1 | 55.8 | 57.9 | 9.8 | 4.8 | 14.3 | 20.1 |
| Wyoming..... | 7.7 | 3.7 | 17.6 | 13.2 | 49.7 | 61.5 | 8.3 | 4.5 | 16.7 | 17.1 |
| Colorado..... | 4.1 | 3.6 | 14.9 | 12.4 | 49.1 | 53.7 | 14.3 | 9.2 | 17.6 | 21.1 |
| New Mexico..... | 14.9 | 10.7 | 7.4 | 8.3 | 53.4 | 64.1 | 3.2 | 1.9 | 21.1 | 15.0 |
| Arizona..... | 33.5 | 6.4 | 7.4 | 10.6 | 26.2 | 60.6 | 3.6 | 2.1 | 29.3 | 20.3 |
| Utah..... | 9.4 | 8.1 | 13.3 | 10.0 | 42.0 | 49.4 | 12.6 | 7.6 | 22.7 | 24.9 |
| Nevada..... | 6.8 | 4.9 | 20.4 | 18.1 | 51.4 | 50.7 | 5.9 | 3.1 | 15.5 | 23.2 |
| Idaho..... | 15.7 | 10.6 | 18.7 | 15.4 | 42.4 | 49.1 | 8.1 | 4.5 | 15.1 | 20.4 |
| Washington..... | 9.4 | 5.5 | 17.2 | 14.5 | 43.1 | 50.4 | 13.1 | 7.6 | 17.2 | 22.0 |
| Oregon..... | 8.5 | 8.2 | 18.2 | 17.8 | 40.6 | 43.5 | 13.2 | 7.8 | 19.5 | 22.7 |
| California..... | 5.5 | 5.0 | 15.4 | 14.7 | 40.6 | 44.5 | 15.0 | 8.2 | 23.5 | 27.6 |
| Alaska..... | 0.4 | | 3.1 | | 44.2 | | 1.2 | | 51.1 | |
| Hawaii..... | 43.7 | | 7.3 | | 32.5 | | 3.0 | | 13.5 | |

¹ Includes in 1900 persons in the military and naval service of the United States (including civilian employees, etc.) stationed abroad, not credited to any state or territory.

*

Of all the gainful workers in the North Atlantic division in 1900, as shown by table LXXVII (page cxxxv), very nearly two-fifths are engaged in manufacturing and mechanical pursuits, when the division is considered as a whole; but in many of the states the proportion is very much higher, particularly in Rhode Island, Massachusetts, and Connecticut. Persons engaged in manufacturing and mechanical pursuits constitute 52.7 per cent of all the workers in Rhode Island in 1900, 46.9 per cent of all in Massachusetts, and 45.9 per cent of all in Connecticut. The proportions for this class of workers, on the other hand, are relatively small for Maine and Vermont, being 31.8 for Maine and 26.8 for Vermont, while in New York not much more than one-third of its workers in 1900 are engaged in manufacturing and mechanical pursuits.

Fully one-half of all the persons at work in the South Atlantic division are engaged in agricultural pursuits, but the proportions in the several states vary greatly, ranging from one-fifth in Maryland (leaving the District of Columbia out of consideration) to very nearly seven-tenths in South Carolina and more than three-fifths in North Carolina and Georgia. In Delaware and Maryland there is, on the other hand, a large proportion of persons engaged in manufacturing and mechanical pursuits, constituting 31.1 per cent of the whole number of persons at work in Delaware and 29 per cent of those in Maryland.

There is an even larger proportion of persons engaged in agricultural pursuits in the South Central division than in the South Atlantic division, the proportions ranging from considerably more than one-half in Kentucky, Louisiana, and Tennessee to more than seven-tenths in Oklahoma and Arkansas, and more than three-fourths in Mississippi. Taking the division as a whole, those engaged in agricultural pursuits in 1900 constitute 63.4 per cent of all the gainful workers as against 63.9 per cent in 1890.

In the North Central division the largest proportions of gainful workers who are engaged in agricultural pursuits are found in North Dakota and South Dakota, in which states they constitute fully three-fifths of all persons gainfully employed in 1900. This class of workers also constitutes a large proportion of the entire number in Kansas, Nebraska, and Iowa—considerably more than one-half in Kansas, and not quite one-half in Nebraska and Iowa. In the more easterly states of this division there is a considerable proportion of persons engaged in manufacturing and mechanical pursuits, ranging from 23 per cent in Indiana to 26.7 per cent in Illinois, and as high as 30 per cent in Ohio. In the division as a whole there are 36.6 per cent of its gainful workers in agricultural pursuits, as against 22.6 per cent in manufacturing and mechanical pursuits.

In the Western division the largest proportions of agricultural workers in 1900 are found in Idaho and New Mexico, this class representing in each case somewhat more than two-fifths of all the gainful workers in

1900. The largest proportions of persons engaged in manufacturing and mechanical pursuits are found in Colorado, Montana, and Arizona; but in all the states and territories of this division a considerable proportion of their total workers is engaged in mining, and the relatively large proportions of persons reported as engaged in manufacturing and mechanical pursuits in 1900 are due in part to the predominance of the mining industry throughout this division, as brought out very clearly in table LXXIX (page cxxxvii). This table, which gives separately the number and proportion of persons engaged in mining and quarrying for each state and territory in 1890 and 1900, shows that between 10 and 15 per cent of all the gainful workers in 1900 in Montana, Arizona, Nevada, Colorado, and Idaho are engaged in the mining industry.

The relative proportions of gainful workers in each class of occupations for the several states and territories in 1900 are illustrated graphically in the diagram on plate 16, in which the proportions engaged in fishing, mining and quarrying, and manufacturing and mechanical pursuits proper are separately distinguished.

As shown by table LXXXII (page cxl), Vermont is the only state in the North Atlantic division in which the males engaged in agricultural pursuits constitute more than two-fifths of all the males at work in 1900. Not quite one-third of all the males in Maine and more than one-fourth of all those in New Hampshire in 1900 are also engaged in agricultural pursuits. In the other states of the division the largest proportions of male workers are engaged in manufacturing and mechanical pursuits, the proportions ranging from somewhat more than one-half in Rhode Island to about one-third in New York. There is also in Delaware and Maryland in 1900 a somewhat larger proportion of males engaged in manufacturing and mechanical pursuits than of those engaged in agricultural pursuits, but in all the remaining states and territories in the South Atlantic and South Central divisions, by far the largest proportions of male workers are employed in agricultural work. This is also true with respect to the North Central states, with the exception of Ohio, in which there is practically the same proportion of males engaged in agricultural pursuits as there is in manufacturing and mechanical pursuits. In all the states and territories comprising the Western division, except New Mexico, Oregon, and California, there is a somewhat larger proportion of males engaged in agricultural pursuits in 1900 than there was in 1890, owing to the increasing importance of agriculture in the development of this section of the country.

In several of the states in the North Atlantic division, females engaged in manufacturing and mechanical pursuits constitute by far the largest proportions of all the female workers in 1900, while in the more southerly states those engaged in agricultural pursuits constitute by far the largest proportions. In the remaining states and territories the largest proportions are found in domestic and personal service, and this class constitutes

in each case a very considerable proportion of all the female workers in 1900. The largest proportions of females engaged in manufacturing and mechanical pursuits in 1900 are 57.2 per cent for Rhode Island, 52.5 per cent for New Hampshire, 46.4 per cent for Massachusetts, and 45.2 per cent for Connecticut. The largest proportions of female workers engaged in agricultural pursuits, in 1900, on the other hand, are 71.8 per cent for Mississippi, 64.5 per cent for Alabama, 63.5 per cent for South Carolina, and 60.8 per cent for Arkansas, in all of which states large numbers of colored women and children are employed in field work.

The number and proportion of males and females engaged in gainful occupations and in each class of occupations in 1880, 1890, and 1900, are shown in the following summary:

| CLASSES OF OCCUPATIONS. | Total. | MALES. | | FEMALES. | |
|--|------------|------------|-----------|-----------|-----------|
| | | Number. | Per cent. | Number. | Per cent. |
| 1900¹ | | | | | |
| All occupations | 29,073,233 | 23,753,836 | 81.7 | 5,319,397 | 18.3 |
| Agricultural pursuits | 10,381,765 | 9,404,429 | 90.6 | 977,336 | 9.4 |
| Professional service..... | 1,253,538 | 827,941 | 65.8 | 430,597 | 34.2 |
| Domestic and personal service.. | 5,530,657 | 3,485,208 | 62.5 | 2,095,449 | 37.5 |
| Trade and transportation..... | 4,766,964 | 4,263,617 | 89.4 | 503,347 | 10.6 |
| Manufacturing and mechanical pursuits. | 7,085,309 | 5,772,641 | 81.5 | 1,312,668 | 18.5 |
| 1890 | | | | | |
| All occupations..... | 22,735,661 | 18,821,090 | 82.8 | 3,914,571 | 17.2 |
| Agricultural pursuits | 8,565,926 | 7,887,042 | 92.1 | 678,884 | 7.9 |
| Professional service..... | 944,333 | 632,646 | 67.0 | 311,687 | 33.0 |
| Domestic and personal service.. | 4,220,812 | 2,553,161 | 60.5 | 1,667,651 | 39.5 |
| Trade and transportation..... | 3,326,122 | 3,097,701 | 93.1 | 228,421 | 6.9 |
| Manufacturing and mechanical pursuits. | 5,678,468 | 4,650,540 | 81.9 | 1,027,928 | 18.1 |

¹ For the mainland of the United States.

*

| CLASSES OF OCCUPATIONS. | Total. | MALES. | | FEMALES. | |
|--|------------|------------|-----------|-----------|-----------|
| | | Number. | Per cent. | Number. | Per cent. |
| 1880 | | | | | |
| All occupations | 17,392,099 | 14,744,942 | 84.8 | 2,647,157 | 15.2 |
| Agricultural pursuits | 7,713,875 | 7,119,365 | 92.3 | 594,510 | 7.7 |
| Professional service..... | 603,202 | 425,947 | 70.6 | 177,255 | 29.4 |
| Domestic and personal service.. | 3,418,793 | 2,237,493 | 65.4 | 1,181,300 | 34.6 |
| Trade and transportation..... | 1,871,503 | 1,803,445 | 96.6 | 63,058 | 3.4 |
| Manufacturing and mechanical pursuits. | 3,784,726 | 3,153,692 | 83.3 | 631,034 | 16.7 |

A detailed presentation is made in table LXXXIV, for the entire area of enumeration and for the mainland of the United States separately, of the number of males and females engaged in each specified occupation in 1900, in conjunction with a statement of the number of each sex similarly occupied in 1890, so far as the returns of the two censuses will admit of direct comparison. The notes appended to table 91 (page 505) of the general tables, explanatory of the figures reported for 1900, are not repeated in table LXXXIV, but explanatory notes are used in that table in all cases where the classifications of occupations at the two censuses do not coincide or where fuller information is needed for the proper understanding of the figures contained in the table.

In classifying occupations in 1900, a separation was made, wherever possible, of the metal and wood workers in car shops, carriage and wagon factories, and shipyards. Where this division could not be made on account of the indefiniteness of the returns, this class of employees has necessarily been included in the number reported as "not specified" under other miscellaneous industries.

STATISTICS OF POPULATION.

TABLE LXXXIV.—Total persons 10 years of age and over in the United States engaged in each specified occupation (in detail), classified by sex: 1890 and 1900.

| OCCUPATIONS. | BOTH SEXES. | | | MALES. | | | FEMALES. | | |
|--|--------------|------------|------------|--------------|------------|------------|--------------|-----------|-----------|
| | 1900 | | 1890 | 1900 | | 1890 | 1900 | | 1890 |
| | Entire area. | Mainland. | | Entire area. | Mainland. | | Entire area. | Mainland. | |
| All occupations..... | 29,287,070 | 29,073,233 | 22,735,661 | 23,957,778 | 23,753,836 | 18,821,090 | 5,329,292 | 5,319,397 | 3,914,571 |
| Agricultural pursuits..... | 10,438,219 | 10,381,765 | 8,565,926 | 9,458,194 | 9,404,429 | 7,887,042 | 980,025 | 977,336 | 673,884 |
| Agricultural laborers..... | 4,459,346 | 4,410,877 | 3,004,061 | 3,793,555 | 3,747,668 | 2,556,957 | 665,791 | 663,209 | 447,104 |
| Farm and plantation laborers..... | 2,047,658 | 1,999,698 | 1,499,698 | 1,825,061 | 1,779,648 | 1,222,597 | 222,597 | 220,048 | 147,230 |
| Farm laborers (members of family)..... | 2,366,313 | 2,366,149 | 1,504,363 | 1,925,247 | 1,925,094 | 1,334,360 | 441,065 | 441,055 | 299,874 |
| Garden and nursery laborers..... | 45,875 | 45,875 | 46,864 | 43,247 | 42,926 | 40,685 | 2,128 | 2,106 | 1,906 |
| Dairymen and dairywomen..... | 10,981 | 10,852 | 17,995 | 10,035 | 9,983 | 16,161 | 896 | 892 | 1,784 |
| Farmers, planters, and overseers..... | 5,681,257 | 5,674,875 | 5,281,657 | 5,378,469 | 5,367,169 | 5,055,130 | 307,738 | 307,706 | 226,427 |
| Farmers and planters..... | 5,488,896 | 5,483,618 | 5,197,653 | 5,197,653 | 5,192,437 | 5,055,130 | 291,230 | 291,181 | 214,691 |
| Farmers (members of family)..... | 169,058 | 168,999 | 184,004 | 154,843 | 154,305 | 14,710 | 14,710 | 14,691 | 14,691 |
| Farm and plantation overseers..... | 18,101 | 17,067 | 16,517 | 16,517 | 15,484 | 15,484 | 1,584 | 1,583 | 1,583 |
| Milk farmers..... | 5,207 | 5,191 | 4,956 | 4,956 | 4,940 | 4,940 | 251 | 251 | 251 |
| Gardeners, florists, nurserymen, etc..... | 62,418 | 61,788 | 72,601 | 59,556 | 58,928 | 70,186 | 2,862 | 2,860 | 2,416 |
| Gardeners..... | 37,181 | 36,577 | 43,697 | 35,981 | 35,378 | 43,697 | 1,200 | 1,199 | 1,199 |
| Florists, nurserymen, and vinegrowers..... | 16,848 | 16,886 | 15,711 | 15,711 | 15,700 | 15,700 | 1,137 | 1,136 | 1,136 |
| Fruit growers..... | 8,389 | 8,375 | 7,864 | 7,864 | 7,850 | 7,850 | 525 | 525 | 525 |
| Lumbermen and raftsmen..... | 72,190 | 72,020 | 65,866 | 72,090 | 71,920 | 65,838 | 100 | 100 | 28 |
| Stock raisers, herders, and drovers..... | 85,469 | 84,988 | 70,729 | 83,522 | 83,056 | 70,047 | 1,947 | 1,932 | 682 |
| Stock raisers..... | 37,709 | 37,629 | 36,628 | 36,628 | 36,548 | 36,548 | 1,081 | 1,081 | 851 |
| Stock herders and drovers..... | 47,760 | 47,359 | 34,101 | 46,894 | 46,508 | 33,500 | 866 | 851 | 831 |
| Turpentine farmers and laborers..... | 24,735 | 24,735 | (1) | 24,454 | 24,454 | (1) | 281 | 281 | (1) |
| Wood choppers..... | 36,265 | 36,075 | 33,697 | 36,162 | 35,962 | 33,665 | 113 | 113 | 32 |
| Other agricultural pursuits..... | 5,608 | 5,532 | 5,361 | 5,361 | 5,289 | 5,289 | 247 | 247 | 247 |
| Apiarists..... | 1,375 | 1,339 | 1,778 | 1,324 | 1,291 | 1,728 | 61 | 61 | 45 |
| Not specified..... | 4,233 | 4,193 | 117,747 | 4,037 | 3,998 | 117,330 | 196 | 195 | 1,417 |
| Professional service..... | 1,264,536 | 1,258,538 | 944,533 | 833,362 | 827,941 | 632,646 | 431,174 | 430,597 | 311,687 |
| Actors, professional showmen, etc..... | 34,923 | 34,760 | 27,783 | 28,013 | 27,903 | 23,200 | 6,910 | 6,857 | 4,583 |
| Actors..... | 14,810 | 14,708 | 9,728 | 8,392 | 8,384 | 5,779 | 6,418 | 6,374 | 3,949 |
| Professional showmen..... | 16,625 | 16,572 | 18,055 | 16,223 | 16,184 | 17,421 | 397 | 388 | 634 |
| Theatrical managers, etc..... | 3,488 | 3,480 | 3,000 | 3,398 | 3,385 | 3,385 | 95 | 95 | 95 |
| Architects, designers, draughtsmen, etc..... | 29,560 | 29,524 | 17,461 | 28,518 | 28,483 | 17,134 | 1,042 | 1,041 | 327 |
| Architects..... | 10,604 | 10,581 | 8,070 | 10,504 | 10,481 | 8,043 | 100 | 100 | 22 |
| Designers, draughtsmen, and inventors..... | 18,956 | 18,943 | 9,391 | 18,014 | 18,002 | 9,086 | 942 | 941 | 305 |
| Artists and teachers of art..... | 24,902 | 24,873 | 22,496 | 13,875 | 13,852 | 11,681 | 11,027 | 11,021 | 10,815 |
| Clergymen..... | 111,942 | 111,638 | 88,208 | 108,597 | 108,285 | 87,060 | 3,405 | 3,373 | 1,143 |
| Dentists..... | 29,704 | 29,665 | 17,498 | 28,896 | 28,858 | 17,161 | 808 | 807 | 337 |
| Electricians..... | 50,782 | 50,717 | (2) | 50,373 | 50,308 | 49,909 | 409 | 409 | (2) |
| Engineers (civil, etc.) and surveyors..... | 43,535 | 43,239 | 243,239 | 43,451 | 43,155 | 243,115 | 84 | 84 | 2124 |
| Engineers (civil)..... | 20,153 | 20,068 | 20,113 | 20,113 | 20,028 | 20,028 | 30 | 30 | 30 |
| Engineers (mechanical and electrical)..... | 14,440 | 14,334 | 14,410 | 14,410 | 14,304 | 14,304 | 3 | 3 | 3 |
| Engineers (mining)..... | 2,908 | 2,888 | 2,888 | 2,905 | 2,885 | 2,885 | 3 | 3 | 3 |
| Surveyors..... | 6,034 | 5,949 | 5,949 | 6,023 | 5,938 | 5,938 | 11 | 11 | 11 |
| Journalists..... | 30,098 | 30,038 | 21,849 | 27,905 | 27,845 | 20,961 | 2,193 | 2,193 | 888 |
| Lawyers..... | 114,703 | 114,460 | 89,630 | 113,693 | 113,450 | 89,422 | 1,010 | 1,010 | 208 |
| Literary and scientific persons..... | 18,907 | 18,844 | 11,217 | 12,913 | 12,860 | 8,458 | 5,959 | 5,954 | 2,764 |
| Authors and scientists..... | 5,836 | 5,817 | 5,817 | 5,820 | 5,803 | 5,803 | 2,616 | 2,614 | 2,725 |
| Librarians and assistants..... | 4,184 | 4,180 | 6,714 | 4,059 | 4,058 | 3,989 | 1,125 | 1,125 | 1,125 |
| Chemists, assayers, and metallurgists..... | 8,887 | 8,847 | 4,503 | 6,639 | 6,599 | 4,464 | 248 | 248 | 39 |
| Musicians and teachers of music..... | 92,264 | 92,174 | 62,155 | 39,887 | 39,815 | 27,686 | 52,377 | 52,359 | 34,519 |
| Officials (government)..... | 90,290 | 86,607 | 82,590 | 82,164 | 78,488 | 77,715 | 8,126 | 8,119 | 4,875 |
| Officials (national government) ³ | 40,595 | 37,020 | 34,159 | 34,159 | 30,621 | 30,621 | 6,426 | 6,429 | 6,429 |
| Officials (state government)..... | 4,345 | 4,345 | 4,070 | 4,070 | 4,070 | 4,070 | 275 | 275 | 275 |
| Officials (county government)..... | 22,777 | 22,697 | 22,054 | 22,054 | 21,974 | 21,974 | 723 | 723 | 723 |
| Officials (city or town government)..... | 22,573 | 22,545 | 21,881 | 21,881 | 21,883 | 21,883 | 692 | 692 | 692 |
| Physicians and surgeons..... | 132,225 | 132,002 | 104,805 | 124,826 | 124,615 | 100,248 | 7,399 | 7,387 | 4,557 |
| Teachers and professors in colleges, etc..... | 446,797 | 446,133 | 347,344 | 446,748 | 446,519 | 347,344 | 328,049 | 327,614 | 246,066 |
| Teachers..... | 439,522 | 438,861 | 341,952 | 439,522 | 439,293 | 341,952 | 327,586 | 327,151 | 245,371 |
| Professors in colleges and universities..... | 7,275 | 7,272 | 5,392 | 6,812 | 6,809 | 4,697 | 463 | 463 | 695 |
| Other professional service..... | 13,904 | 13,864 | 8,063 | 11,558 | 11,525 | 7,582 | 2,346 | 2,339 | 481 |
| Veterinary surgeons..... | 8,190 | 8,163 | 6,494 | 8,176 | 8,149 | 6,492 | 14 | 14 | 2 |
| Not specified..... | 5,714 | 5,701 | 1,569 | 3,382 | 3,376 | 1,090 | 2,332 | 2,325 | 479 |
| Domestic and personal service..... | 5,693,778 | 5,580,657 | 4,220,812 | 3,594,613 | 3,485,208 | 2,553,161 | 2,099,165 | 2,095,449 | 1,667,651 |
| Barbers and hairdressers..... | 131,883 | 131,116 | 84,982 | 125,801 | 125,542 | 82,157 | 5,582 | 5,574 | 2,825 |
| Bartenders..... | 88,937 | 88,317 | 55,806 | 88,377 | 88,377 | 55,660 | 440 | 440 | 146 |
| Boarding and lodging house keepers..... | 71,371 | 71,281 | 44,349 | 11,860 | 11,826 | 11,756 | 59,511 | 59,455 | 32,593 |
| Hotel keepers..... | 54,931 | 54,797 | 44,076 | 46,386 | 46,264 | 38,800 | 8,545 | 8,533 | 5,276 |
| Housekeepers and stewards..... | 155,524 | 155,153 | 92,036 | 8,421 | 8,224 | 5,947 | 147,103 | 146,929 | 86,089 |
| Janitors and sextons..... | 56,620 | 56,577 | 26,588 | 43,585 | 43,544 | 23,730 | 8,035 | 8,033 | 2,808 |
| Janitors..... | 51,191 | 51,191 | 21,556 | 43,282 | 43,249 | 18,776 | 7,942 | 7,942 | 2,780 |
| Sextons..... | 5,394 | 5,386 | 4,932 | 5,303 | 5,295 | 4,954 | 91 | 91 | 28 |
| Laborers (not specified)..... | 2,640,420 | 2,629,262 | 1,913,373 | 2,516,263 | 2,505,287 | 1,858,558 | 124,157 | 123,975 | 54,815 |
| Elevator tenders..... | 12,691 | 12,690 | 12,690 | 12,661 | 12,660 | 12,660 | 30 | 30 | 30 |
| Laborers (coal yard)..... | 9,373 | 9,361 | 9,361 | 9,361 | 9,349 | 9,349 | 12 | 12 | 12 |
| Laborers (general)..... | 2,588,283 | 2,577,951 | 1,894,051 | 2,464,207 | 2,454,053 | 1,844,053 | 124,076 | 123,898 | 54,815 |
| Longshoremen..... | 20,934 | 20,191 | 20,191 | 20,916 | 20,177 | 20,177 | 18 | 14 | 14 |
| Stevedores..... | 9,139 | 9,069 | 9,069 | 9,118 | 9,048 | 9,048 | 21 | 21 | 21 |

¹ Turpentine farmers and laborers included in other agricultural pursuits in 1890.
² Electricians included in engineers (civil, etc.) and surveyors in 1890.

³ Includes officers of United States army and navy.

OCCUPATIONS.

cxlv

TABLE LXXXIV.—Total persons 10 years of age and over in the United States engaged in each specified occupation (in detail), classified by sex: 1890 and 1900—Continued.

| OCCUPATIONS. | BOTH SEXES. | | | MALES. | | | FEMALES. | | |
|---|--------------|-----------|-----------|--------------|-----------|-----------|--------------|-----------|-----------|
| | 1900 | | 1890 | 1900 | | 1890 | 1900 | | 1890 |
| | Entire area. | Mainland. | | Entire area. | Mainland. | | Entire area. | Mainland. | |
| Domestic and personal service—Continued. | | | | | | | | | |
| Launderers and laundresses | 387,013 | 385,965 | 248,462 | 51,302 | 50,683 | 31,831 | 335,711 | 335,282 | 216,681 |
| Laundry work (hand) | 365,056 | 364,020 | — | 39,278 | 38,669 | — | 325,778 | 325,351 | — |
| Laundry work (steam) | 21,957 | 21,945 | — | 12,024 | 12,014 | — | 9,933 | 9,931 | — |
| Nurses and midwives | 121,269 | 120,956 | 47,586 | 12,291 | 12,265 | 6,190 | 108,978 | 108,691 | 41,396 |
| Nurses (trained) | 11,892 | 11,804 | — | 758 | 758 | — | 11,134 | 11,046 | — |
| Nurses (not specified) | 109,377 | 109,152 | — | 11,533 | 11,507 | — | 97,844 | 97,645 | — |
| Midwives | 5,630 | 5,629 | — | — | — | — | 5,630 | 5,629 | — |
| Restaurant keepers | 34,023 | 33,844 | 19,283 | 29,162 | 28,999 | 16,867 | 4,861 | 4,845 | 2,416 |
| Saloon keepers | 83,875 | 83,746 | 71,385 | 81,789 | 81,660 | 69,110 | 2,086 | 2,086 | 2,275 |
| Servants and waiters | 1,565,440 | 1,560,721 | 1,454,791 | 280,409 | 276,958 | 238,152 | 1,285,031 | 1,283,763 | 1,216,639 |
| Servants | 1,458,010 | 1,453,677 | — | 215,818 | 212,727 | — | 1,242,192 | 1,240,950 | — |
| Waiters | 107,430 | 107,044 | — | 64,591 | 64,231 | — | 42,839 | 42,813 | — |
| Soldiers, sailors, and marines (U. S.) | 128,736 | 43,195 | 27,919 | 128,736 | 43,195 | 27,919 | — | — | — |
| Soldiers (U. S.) | 105,894 | 34,998 | — | 105,894 | 34,998 | — | — | — | — |
| Sailors (U. S.) | 18,450 | 5,928 | — | 18,450 | 5,928 | — | — | — | — |
| Marines (U. S.) | 4,392 | 2,269 | — | 4,392 | 2,269 | — | — | — | — |
| Watchmen, policemen, firemen, etc. | 131,191 | 130,590 | — | 130,312 | 129,711 | — | 879 | 879 | — |
| Watchmen, policemen, and detectives | 116,615 | 116,056 | 74,629 | 115,736 | 115,177 | 74,850 | 879 | 879 | 279 |
| Firemen (fire department) | 14,576 | 14,534 | — | 14,576 | 14,534 | — | — | — | — |
| Other domestic and personal service | 43,045 | 34,637 | 15,597 | 34,799 | 27,673 | 12,134 | 8,246 | 6,964 | 3,463 |
| Hunters, trappers, guides, and scouts | 11,340 | 3,048 | 2,534 | 10,020 | 2,999 | 2,515 | 1,320 | 49 | 19 |
| Bootblacks | 8,243 | 8,230 | 13,063 | 8,158 | 8,145 | 9,619 | 85 | 85 | 3,444 |
| Not specified | 23,462 | 23,359 | — | 16,621 | 16,529 | — | 6,841 | 6,830 | — |
| Trade and transportation | 4,778,233 | 4,766,964 | 3,826,122 | 4,274,659 | 4,263,617 | 3,097,701 | 503,574 | 503,347 | 228,421 |
| Agents | 241,333 | 241,162 | 174,582 | 230,773 | 230,606 | 169,707 | 10,560 | 10,556 | 4,875 |
| Agents (insurance and real estate) | 119,283 | 119,208 | — | 117,142 | 117,067 | — | 2,141 | 2,141 | — |
| Agents (not specified) | 122,050 | 121,954 | — | 113,631 | 113,539 | — | 8,419 | 8,415 | — |
| Bankers and brokers | 73,384 | 73,277 | 35,968 | 73,086 | 72,984 | 35,458 | 298 | 293 | 510 |
| Bankers and brokers (money and stocks) | 66,047 | 65,943 | 30,008 | 65,794 | 65,695 | 29,508 | 253 | 248 | 500 |
| Brokers (commercial) | 7,337 | 7,334 | 5,960 | 7,292 | 7,289 | 5,950 | 45 | 45 | 10 |
| Boatmen and sailors | 80,024 | 78,406 | 76,874 | 79,870 | 78,253 | 76,823 | 154 | 153 | 51 |
| Boatmen and canalmen | 13,175 | 13,115 | 16,716 | 13,093 | 13,033 | 16,683 | 82 | 82 | 33 |
| Pilots | 4,976 | 4,896 | 4,259 | 4,971 | 4,891 | 4,258 | 5 | 5 | 1 |
| Sailors | 61,873 | 60,395 | 55,899 | 61,806 | 60,329 | 55,882 | 67 | 66 | 17 |
| Bookkeepers and accountants | 255,526 | 254,880 | 159,374 | 181,340 | 180,727 | 131,602 | 74,186 | 74,153 | 27,772 |
| Clerks and copyists | 632,099 | 630,127 | 557,358 | 546,830 | 544,851 | 493,139 | 85,269 | 85,246 | 64,219 |
| Clerks and copyists | 570,105 | 568,181 | — | 485,793 | 483,892 | — | 84,312 | 84,289 | — |
| Clerks (shipping) | 33,616 | 33,611 | — | 32,923 | 32,918 | — | 693 | 693 | — |
| Letter and mail carriers | 28,378 | 28,335 | — | 28,114 | 28,071 | — | 264 | 264 | — |
| Commercial travelers | 92,936 | 92,919 | 58,691 | 91,990 | 91,973 | 58,080 | 946 | 946 | 611 |
| Draymen, hackmen, teamsters, etc. | 541,115 | 538,933 | 368,499 | 540,209 | 538,029 | 368,265 | 906 | 904 | 234 |
| Draymen, teamsters, and expressmen | 504,321 | 502,359 | — | 503,458 | 501,498 | — | 863 | 861 | — |
| Carriage and hack drivers | 36,794 | 36,574 | — | 36,751 | 36,531 | — | 43 | 43 | — |
| Foremen and overseers | 55,503 | 55,450 | 36,084 | 54,085 | 54,032 | 35,109 | 1,418 | 1,418 | 975 |
| Foremen and overseers (livery stable) | 3,238 | 3,230 | — | 3,226 | 3,223 | — | 2 | 2 | — |
| Foremen and overseers (steam railroad) | 35,217 | 35,196 | — | 35,205 | 35,184 | — | 12 | 12 | — |
| Foremen and overseers (street railway) | 1,023 | 1,023 | — | 1,021 | 1,021 | — | 2 | 2 | — |
| Foremen and overseers (not specified) | 16,025 | 16,001 | — | 14,623 | 14,599 | — | 1,402 | 1,402 | — |
| Hostlers | 65,381 | 64,929 | 54,036 | 65,302 | 64,850 | 54,014 | 79 | 79 | 22 |
| Hucksters and peddlers | 76,872 | 76,649 | 59,083 | 73,935 | 73,734 | 56,824 | 2,937 | 2,915 | 2,259 |
| Livery stable keepers | 33,680 | 33,656 | 26,757 | 33,490 | 33,466 | 26,710 | 190 | 190 | 47 |
| Merchants and dealers (except wholesale) | 792,887 | 790,886 | 660,239 | 758,755 | 756,882 | 634,884 | 34,132 | 34,084 | 25,355 |
| Drugs and medicines | 57,346 | 57,271 | 46,375 | 56,168 | 56,094 | 45,641 | 1,178 | 1,177 | 734 |
| Dry goods, fancy goods, and notions | 45,840 | 45,820 | 42,527 | 41,487 | 41,467 | 40,349 | 4,353 | 4,353 | 2,173 |
| Groceries | 156,557 | 156,479 | 114,997 | 146,887 | 146,810 | 108,638 | 9,670 | 9,669 | 6,359 |
| Liquors and wines | 13,119 | 13,108 | 10,078 | 12,928 | 12,917 | 9,942 | 191 | 191 | 136 |
| Boots and shoes | 15,239 | 15,239 | — | 14,812 | 14,812 | — | 427 | 427 | — |
| Cigars and tobacco | 15,367 | 15,351 | — | 14,273 | 14,258 | — | 1,094 | 1,093 | — |
| Clothing and men's furnishings | 18,097 | 18,095 | — | 17,805 | 17,803 | — | 292 | 292 | — |
| Coal and wood | 20,866 | 20,860 | — | 20,606 | 20,600 | — | 260 | 260 | — |
| General store | 33,031 | 33,006 | 446,262 | 32,089 | 32,064 | 430,314 | 942 | 942 | 15,948 |
| Lumber | 16,774 | 16,772 | — | 16,692 | 16,690 | — | 82 | 82 | — |
| Produce and provisions | 34,194 | 34,175 | — | 33,525 | 33,506 | — | 669 | 669 | — |
| Not specified | 366,457 | 364,710 | — | 351,483 | 349,781 | — | 14,974 | 14,929 | — |
| Merchants and dealers (wholesale) | 42,343 | 42,326 | 31,086 | 42,082 | 42,065 | 30,890 | 261 | 261 | 196 |
| Messengers and errand and office boys | 71,695 | 71,622 | 51,355 | 65,032 | 64,959 | 48,446 | 6,663 | 6,663 | 2,909 |
| Bundle and cash boys | 10,508 | 10,497 | — | 6,116 | 6,105 | — | 4,392 | 4,392 | — |
| Messengers | 44,460 | 44,425 | — | 43,159 | 43,124 | — | 1,301 | 1,301 | — |
| Office boys | 16,727 | 16,700 | — | 15,757 | 15,730 | — | 970 | 970 | — |
| Officials of banks and companies | 74,246 | 74,072 | 139,900 | 72,975 | 72,801 | 139,683 | 1,271 | 1,271 | 1,217 |
| Bank officials and cashiers | 14,295 | 14,294 | — | 14,024 | 14,023 | — | 271 | 271 | — |
| Officials (insurance and trust companies, etc.) | 5,339 | 5,339 | — | 5,227 | 5,227 | — | 112 | 112 | — |
| Officials (trade companies) | 20,479 | 20,389 | — | 20,002 | 19,912 | — | 477 | 477 | — |
| Officials (transportation companies) | 34,133 | 34,050 | — | 33,722 | 33,639 | — | 411 | 411 | — |
| Packers and shippers | 59,769 | 59,545 | 24,946 | 39,781 | 39,557 | 18,426 | 19,988 | 19,988 | 6,520 |
| Porters and helpers (in stores, etc.) | 54,274 | 54,191 | 24,356 | 53,708 | 53,625 | 24,002 | 566 | 566 | 354 |
| Salesmen and saleswomen | 611,787 | 611,139 | 264,394 | 462,581 | 461,909 | 205,943 | 149,256 | 149,230 | 58,451 |

*Includes officials of mining and quarrying companies (number not stated), classified in 1900 with manufacturers and officials under "Manufacturing and mechanical pursuits".

STATISTICS OF POPULATION.

TABLE LXXXIV.—Total persons 10 years of age and over in the United States engaged in each specified occupation (in detail), classified by sex: 1890 and 1900—Continued.

| OCCUPATIONS. | BOTH SEXES. | | | MALES. | | | FEMALES. | | |
|--|--------------|-----------|-----------|--------------|-----------|-----------|--------------|-----------|-----------|
| | 1900 | | 1890 | 1900 | | 1890 | 1900 | | 1890 |
| | Entire area. | Mainland. | | Entire area. | Mainland. | | Entire area. | Mainland. | |
| <i>Trade and transportation—Continued.</i> | | | | | | | | | |
| Steam railroad employees | 582,471 | 582,150 | 462,213 | 580,783 | 580,462 | 460,771 | 1,688 | 1,688 | 1,442 |
| Engineers and firemen | 107,150 | 107,089 | 79,463 | 107,105 | 107,044 | 79,459 | 45 | 45 | 4 |
| Baggagemen | 19,085 | 19,085 | | 19,075 | 19,075 | | 10 | 10 | |
| Brakemen | 67,492 | 67,474 | | 67,461 | 67,443 | | 31 | 31 | |
| Conductors | 42,935 | 42,929 | 382,750 | 42,928 | 42,922 | 381,312 | 7 | 7 | 1,438 |
| Laborers | 249,576 | 249,377 | | 248,628 | 248,429 | | 948 | 948 | |
| Station agents and employees | 45,992 | 45,963 | | 45,371 | 45,342 | | 621 | 621 | |
| Switchmen, yardmen, and flagmen | 50,241 | 50,233 | | 50,215 | 50,207 | | 26 | 26 | |
| Stenographers and typewriters | 112,464 | 112,364 | 33,418 | 26,306 | 26,246 | 12,143 | 86,158 | 86,118 | 21,270 |
| Stenographers | 98,827 | 98,743 | | 23,553 | 23,498 | | 75,274 | 75,245 | |
| Typewriters | 13,637 | 13,621 | | 2,748 | 2,748 | | 10,884 | 10,873 | |
| Street railway employees | 68,936 | 68,919 | 37,434 | 68,890 | 68,873 | 37,423 | 46 | 46 | 11 |
| Conductors | 24,088 | 24,087 | | 24,025 | 24,024 | | 13 | 13 | |
| Drivers | 1,366 | 1,366 | | 1,366 | 1,352 | | | | |
| Laborers | 4,644 | 4,644 | | 4,632 | 4,632 | | 12 | 12 | |
| Motormen | 37,436 | 37,434 | | 37,434 | 37,432 | | 2 | 2 | |
| Station agents and employees | 1,452 | 1,452 | | 1,433 | 1,433 | | 19 | 19 | |
| Telegraph and telephone linemen | 14,765 | 14,757 | 111,134 | 14,765 | 14,757 | 110,465 | | | 7,669 |
| Telegraph and telephone operators | 75,047 | 74,932 | 52,214 | 52,469 | 52,426 | 43,740 | 22,578 | 22,556 | 8,474 |
| Telegraph operators | 55,852 | 55,824 | | 48,623 | 48,595 | | 7,229 | 7,229 | |
| Telephone operators | 19,195 | 19,158 | | 3,846 | 3,831 | | 15,349 | 15,327 | |
| Undertakers | 16,200 | 16,189 | 9,891 | 15,876 | 15,866 | 9,808 | 324 | 323 | 83 |
| Other persons in trade and transportation | 53,496 | 53,434 | | 49,796 | 49,734 | | 3,700 | 3,700 | |
| Auctioneers | 2,813 | 2,808 | 3,205 | 2,810 | 2,805 | 3,203 | 3 | 3 | 2 |
| Decorators, drapers, and window dressers | 3,053 | 3,052 | | 2,757 | 2,756 | | 296 | 296 | |
| Newspaper carriers and newsboys | 6,904 | 6,893 | 5,283 | 6,835 | 6,824 | 5,216 | 69 | 69 | 72 |
| Weighers, gaugers, and measurers | 6,670 | 6,666 | 3,860 | 6,491 | 6,487 | 3,842 | 179 | 179 | 18 |
| Not specified | 34,056 | 34,015 | 3,383 | 30,903 | 30,862 | 3,080 | 3,153 | 3,153 | 803 |
| Manufacturing and mechanical pursuits | 7,112,304 | 7,085,309 | 5,678,468 | 5,796,950 | 5,772,641 | 4,650,540 | 1,315,354 | 1,312,668 | 1,027,928 |
| <i>Building trades.</i> | | | | | | | | | |
| Carpenters and joiners | 602,741 | 600,252 | | 602,196 | 599,707 | | 545 | 545 | |
| Carpenters and joiners | 587,082 | 584,635 | 611,482 | 586,557 | 584,110 | 611,293 | 525 | 525 | 189 |
| Ship carpenters | 12,287 | 12,251 | | 12,261 | 12,245 | | 6 | 6 | |
| Apprentices and helpers | 3,372 | 3,366 | 6,760 | 3,358 | 3,352 | 6,751 | 14 | 14 | 9 |
| Masons (brick and stone) | 161,048 | 160,805 | | 160,881 | 160,638 | | 167 | 167 | |
| Masons | 149,846 | 149,103 | 158,918 | 149,191 | 148,948 | 158,373 | 155 | 155 | 40 |
| Masons' laborers | 9,284 | 9,284 | | 9,274 | 9,274 | | 10 | 10 | |
| Apprentices and helpers | 2,418 | 2,418 | 1,927 | 2,416 | 2,416 | 1,926 | 2 | 2 | 1 |
| Painters, glaziers, and varnishers | 277,990 | 277,541 | 222,233 | 276,231 | 275,782 | 220,960 | 1,759 | 1,759 | 1,273 |
| Painters, glaziers, and varnishers | 259,109 | 258,663 | 219,912 | 257,396 | 256,950 | 218,646 | 1,713 | 1,713 | 1,266 |
| Painters (carriages and wagons) | 17,350 | 17,347 | | 17,316 | 17,313 | | 34 | 34 | |
| Apprentices and helpers | 1,581 | 1,581 | 2,321 | 1,519 | 1,519 | 2,314 | 12 | 12 | 7 |
| Paper hangers | 22,004 | 21,990 | 12,369 | 21,763 | 21,749 | 12,315 | 241 | 241 | 54 |
| Paper hangers | 21,808 | 21,794 | | 21,572 | 21,558 | | 236 | 236 | |
| Apprentices and helpers | 196 | 196 | | 191 | 191 | | 5 | 5 | |
| Plasterers | 35,706 | 35,694 | 39,002 | 35,661 | 35,649 | 38,987 | 45 | 45 | 15 |
| Plasterers | 35,346 | 35,334 | | 35,302 | 35,290 | | 44 | 44 | |
| Apprentices and helpers | 360 | 360 | | 359 | 359 | | 1 | 1 | |
| Plumbers and gas and steam fitters | 97,884 | 97,735 | 61,231 | 97,758 | 97,659 | 61,185 | 126 | 126 | 46 |
| Plumbers and gas and steam fitters | 92,315 | 92,216 | 56,607 | 92,192 | 92,093 | 56,563 | 123 | 123 | 44 |
| Apprentices and helpers | 5,569 | 5,569 | 4,624 | 5,566 | 5,566 | 4,622 | 3 | 3 | 2 |
| Roofers and slaters | 9,068 | 9,067 | 7,043 | 9,066 | 9,065 | 7,040 | 2 | 2 | 3 |
| Roofers and slaters | 8,932 | 8,931 | | 8,930 | 8,929 | | 2 | 2 | |
| Apprentices and helpers | 136 | 136 | | 136 | 136 | | | | |
| Mechanics (not otherwise specified) | 9,423 | 9,378 | 15,485 | 9,396 | 9,351 | 15,472 | 27 | 27 | 18 |
| <i>Chemicals and allied products.</i> | | | | | | | | | |
| Oil well and oil works employees | 24,626 | 24,626 | 14,771 | 24,573 | 24,573 | 14,724 | 53 | 53 | 47 |
| Oil well employees | 18,011 | 18,011 | 9,147 | 18,001 | 18,001 | 9,137 | 10 | 10 | 10 |
| Oil works employees | 6,615 | 6,615 | 5,624 | 6,572 | 6,572 | 5,587 | 43 | 43 | 37 |
| Other chemical workers | 14,723 | 14,723 | 8,256 | 12,035 | 12,035 | 6,580 | 2,638 | 2,638 | 1,726 |
| Chemical works employees | 6,740 | 6,740 | 3,623 | 5,687 | 5,687 | 2,613 | 1,058 | 1,058 | 1,015 |
| Fertilizer makers | 1,310 | 1,310 | 732 | 1,308 | 1,308 | 726 | 2 | 2 | 6 |
| Powder and cartridge makers | 4,136 | 4,136 | 1,385 | 2,745 | 2,745 | 963 | 1,391 | 1,391 | 422 |
| Salt works employees | 1,775 | 1,775 | 1,765 | 1,671 | 1,671 | 1,662 | 104 | 104 | 103 |
| Starch makers | 762 | 762 | 746 | 624 | 624 | 566 | 138 | 138 | 180 |
| <i>Clay, glass, and stone products.</i> | | | | | | | | | |
| Brick and tile makers, etc | 49,934 | 49,933 | 60,214 | 49,456 | 49,455 | 60,070 | 478 | 478 | 144 |
| Brickmakers | 45,595 | 45,594 | | 45,468 | 45,467 | | 127 | 127 | |
| Tile makers | 3,017 | 3,017 | | 2,667 | 2,667 | | 350 | 350 | |
| Terra cotta workers | 1,322 | 1,322 | | 1,321 | 1,321 | | 1 | 1 | |
| Glass workers | 49,999 | 49,998 | 34,282 | 47,378 | 47,377 | 32,572 | 2,621 | 2,621 | 1,710 |
| Marble and stone cutters | 54,525 | 54,460 | 61,070 | 54,382 | 54,317 | 61,012 | 143 | 143 | 58 |
| Potters | 16,140 | 16,140 | 14,928 | 13,200 | 13,200 | 12,939 | 2,940 | 2,940 | 1,989 |
| <i>Fishing and mining.</i> | | | | | | | | | |
| Fishermen and oystermen | 74,573 | 68,940 | 60,162 | 72,768 | 68,478 | 59,899 | 1,805 | 462 | 263 |
| Miners and quarrymen | 570,335 | 563,406 | 387,243 | 569,541 | 562,417 | 385,872 | 994 | 989 | 376 |
| Miners (coal) | 344,203 | 344,203 | 208,545 | 343,534 | 343,531 | 208,330 | 624 | 624 | 215 |
| Miners (gold and silver) | 59,095 | 52,024 | 141,047 | 59,036 | 51,970 | 140,914 | 59 | 54 | 133 |
| Miners (not otherwise specified) | 132,684 | 132,683 | | 132,836 | 132,345 | | 248 | 248 | |
| Quarrymen | 34,598 | 34,584 | 37,656 | 34,535 | 34,521 | 37,623 | 63 | 63 | 28 |

* Includes electric light and power company employees (number not stated), classified in 1900 under "Manufacturing and mechanical pursuits".

OCCUPATIONS.

cxlvii

TABLE LXXXIV.—Total persons 10 years of age and over in the United States, engaged in each specified occupation (in detail), classified by sex: 1890 and 1900—Continued.

| OCCUPATIONS. | BOTH SEXES. | | | MALES. | | | FEMALES. | | |
|---|--------------|-----------|---------|--------------|-----------|---------|--------------|-----------|--------|
| | 1900 | | 1890 | 1900 | | 1890 | 1900 | | 1890 |
| | Entire area. | Mainland. | | Entire area. | Mainland. | | Entire area. | Mainland. | |
| <i>Manufacturing and mechanical pursuits—Con.</i> | | | | | | | | | |
| <i>Food and kindred products.</i> | | | | | | | | | |
| Bakers | 79,407 | 79,188 | 60,197 | 75,061 | 74,860 | 57,910 | 4,346 | 4,328 | 2,287 |
| Butchers | 113,449 | 113,193 | 105,456 | 113,071 | 112,815 | 105,339 | 378 | 378 | 117 |
| Butter and cheese makers | 19,261 | 19,241 | 11,211 | 18,613 | 18,593 | 10,808 | 648 | 648 | 403 |
| Confectioners | 31,242 | 31,194 | 23,251 | 22,023 | 21,980 | 17,577 | 9,219 | 9,214 | 5,674 |
| Millers | 40,576 | 40,548 | 52,841 | 40,390 | 40,362 | 52,747 | 186 | 186 | 94 |
| Other food preparers | 32,442 | 28,782 | | 27,262 | 23,640 | | 5,173 | 5,142 | |
| Fish curers and packers | 3,821 | 952 | 1,279 | 3,674 | 3,24 | 1,084 | 147 | 128 | 195 |
| Meat and fruit canners and preservers | 9,251 | 9,249 | 5,830 | 5,985 | 5,983 | | 3,266 | 3,266 | |
| Meat packers, curers, and picklers | 13,776 | 13,776 | | 12,799 | 12,799 | 4,419 | 977 | 977 | 1,411 |
| Sugar makers and refiners | 3,851 | 2,727 | 2,616 | 3,320 | 2,708 | 2,612 | 31 | 19 | 4 |
| Not specified | 2,243 | 2,078 | | 1,491 | 1,326 | | 752 | 752 | |
| <i>Iron and steel and their products.</i> | | | | | | | | | |
| Blacksmiths | 227,076 | 226,477 | 209,581 | 226,880 | 226,284 | 209,521 | 196 | 193 | 60 |
| Blacksmiths | 218,585 | 217,993 | 205,337 | 218,400 | 217,811 | 205,279 | 185 | 182 | 58 |
| Apprentices and helpers | 8,491 | 8,484 | 4,244 | 8,480 | 8,473 | 4,242 | 11 | 11 | 2 |
| Iron and steel workers | 290,724 | 290,588 | 220,428 | 287,427 | 287,241 | 217,515 | 3,297 | 3,297 | 2,913 |
| Iron and steel workers | 203,220 | 203,069 | 154,139 | 200,253 | 200,102 | 151,272 | 2,967 | 2,967 | 2,867 |
| Molders | 87,504 | 87,499 | 66,289 | 87,174 | 87,139 | 66,243 | 330 | 330 | 246 |
| Machinists | 283,432 | 283,145 | 186,828 | 282,861 | 282,574 | 186,677 | 571 | 571 | 151 |
| Machinists | 266,846 | 266,565 | 177,090 | 266,338 | 266,057 | 176,951 | 508 | 508 | 189 |
| Apprentices and helpers | 16,586 | 16,580 | 9,738 | 16,523 | 16,517 | 9,726 | 63 | 63 | 12 |
| Steam boiler makers | 33,087 | 33,046 | 21,339 | 33,079 | 33,038 | 21,333 | 8 | 8 | 6 |
| Steam boiler makers | 31,191 | 31,150 | | 31,133 | 31,142 | | 8 | 8 | |
| Helpers | 1,896 | 1,896 | | 1,896 | 1,896 | | | | |
| Stove, furnace, and grate makers | 12,473 | 12,473 | 8,932 | 12,430 | 12,430 | 8,912 | 43 | 43 | 20 |
| Tool and cutlery makers | 28,122 | 28,122 | 17,985 | 27,376 | 27,376 | 17,449 | 746 | 746 | 586 |
| Wheelwrights | 13,539 | 13,505 | 12,556 | 13,529 | 13,495 | 12,855 | 10 | 10 | 1 |
| Wire workers | 18,487 | 18,487 | 12,319 | 16,701 | 16,701 | 11,238 | 1,786 | 1,786 | 1,081 |
| <i>Leather and its finished products.</i> | | | | | | | | | |
| Boot and shoe makers and repairers | 209,047 | 208,903 | 214,575 | 169,537 | 169,393 | 180,871 | 39,510 | 39,510 | 33,704 |
| Boot and shoe factory operatives | 106,819 | 106,818 | | 69,341 | 69,340 | | 37,478 | 37,478 | |
| Shoemakers (not in shoe factory) | 101,643 | 101,500 | 213,544 | 99,635 | 99,492 | 179,867 | 2,008 | 2,008 | 33,677 |
| Apprentices | 585 | 585 | 1,031 | 561 | 561 | 1,004 | 24 | 24 | 27 |
| Harness and saddle makers and repairers | 40,193 | 40,101 | 43,480 | 39,598 | 39,506 | 42,647 | 595 | 595 | 833 |
| Leather curriers and tanners | 42,684 | 42,671 | 39,753 | 40,925 | 40,917 | 39,461 | 1,759 | 1,754 | 292 |
| Curriers | 15,770 | 15,769 | | 15,063 | 15,067 | | 702 | 702 | |
| Tanners | 26,851 | 26,839 | 39,332 | 25,800 | 25,793 | 39,040 | 1,051 | 1,046 | 292 |
| Apprentices | 63 | 63 | 421 | 57 | 57 | 421 | 6 | 6 | |
| Trunk and leather-case makers, etc | 7,051 | 7,051 | 6,279 | 5,472 | 5,472 | 5,458 | 1,579 | 1,579 | 821 |
| Trunk makers | 3,657 | 3,657 | | 3,470 | 3,470 | | 187 | 187 | |
| Leather-case and pocketbook makers | 3,394 | 3,394 | | 2,002 | 2,002 | | 1,392 | 1,392 | |
| <i>Liquors and beverages.</i> | | | | | | | | | |
| Bottlers and soda water makers, etc | 10,546 | 10,519 | 7,230 | 9,752 | 9,725 | 6,681 | 794 | 794 | 549 |
| Bottlers | 9,718 | 9,716 | | 8,942 | 8,940 | | 776 | 776 | |
| Mineral and soda water makers | 828 | 803 | | 810 | 785 | | 18 | 18 | |
| Brewers and maltsters | 20,984 | 20,962 | 20,362 | 20,709 | 20,687 | 20,294 | 275 | 275 | 68 |
| Distillers and rectifiers | 3,145 | 3,144 | 3,314 | 3,115 | 3,114 | 3,305 | 30 | 30 | 9 |
| <i>Lumber and its remanufactures.</i> | | | | | | | | | |
| Cabinet makers | 35,641 | 35,619 | 35,915 | 35,574 | 35,552 | 35,891 | 67 | 67 | 24 |
| Coopers | 37,226 | 37,200 | 47,486 | 37,113 | 37,087 | 47,438 | 113 | 113 | 48 |
| Saw and planing mill employees | 161,687 | 161,624 | 138,678 | 161,314 | 161,251 | 138,386 | 373 | 373 | 292 |
| Saw and planing mill employees | 150,612 | 150,558 | | 150,259 | 150,205 | | 353 | 353 | |
| Lumber yard employees | 11,075 | 11,066 | | 11,055 | 11,046 | | 20 | 20 | |
| Other woodworkers | 112,011 | 111,596 | 98,151 | 104,932 | 104,791 | 92,053 | 7,079 | 6,805 | 6,098 |
| Basket makers | 6,799 | 6,522 | 5,225 | 4,463 | 4,460 | 4,514 | 2,336 | 2,062 | 711 |
| Box makers (wood) | 8,876 | 8,862 | 10,833 | 7,699 | 7,685 | 9,572 | 1,177 | 1,177 | 1,311 |
| Piano and organ makers | 10,221 | 10,221 | 14,683 | 9,939 | 9,939 | 14,367 | 282 | 282 | 436 |
| Furniture manufactory employees | 23,078 | 23,074 | 67,360 | 21,842 | 21,838 | | 1,236 | 1,236 | |
| Not specified | 63,037 | 62,917 | | 60,989 | 60,869 | 68,600 | 2,048 | 2,048 | 3,760 |
| <i>Metals and metal products other than iron and steel.</i> | | | | | | | | | |
| Brass workers | 26,760 | 26,760 | | 25,870 | 25,870 | | 890 | 890 | |
| Brass workers | 20,653 | 20,653 | 17,265 | 19,806 | 19,806 | 16,352 | 847 | 847 | 913 |
| Molders | 5,990 | 5,990 | (5) | 5,947 | 5,947 | (5) | 43 | 43 | (5) |
| Helpers | 117 | 117 | | 117 | 117 | | | | |
| Clock and watch makers and repairers | 24,188 | 24,120 | 25,252 | 19,373 | 19,305 | 20,556 | 4,815 | 4,815 | 4,696 |
| Clock factory operatives | 3,480 | 3,480 | | 2,618 | 2,618 | | 862 | 862 | |
| Watch factory operatives | 16,070 | 16,070 | | 12,163 | 12,163 | | 3,907 | 3,907 | |
| Clock and watch repairers | 4,638 | 4,570 | | 4,592 | 4,524 | | 46 | 46 | |
| Gold and silver workers | 26,146 | 26,112 | 20,263 | 19,766 | 19,732 | 16,914 | 6,380 | 6,380 | 3,349 |
| Gold and silver workers | 9,430 | 9,396 | | 8,222 | 8,188 | | 1,208 | 1,208 | |
| Jewelry manufactory employees | 16,716 | 16,716 | | 11,544 | 11,544 | | 5,172 | 5,172 | |
| Tinplate and tinware makers | 70,613 | 70,505 | | 68,838 | 68,730 | | 1,775 | 1,775 | |
| Tinplate makers | 7,231 | 7,231 | | 6,954 | 6,954 | | 277 | 277 | |
| Tanners and tinware makers | 62,200 | 62,093 | 55,488 | 60,713 | 60,606 | 54,689 | 1,487 | 1,487 | 899 |
| Apprentices (tinsmiths) | 1,182 | 1,181 | 2,037 | 1,171 | 1,170 | 2,034 | 11 | 11 | 3 |
| Other metal workers | 56,628 | 56,602 | | 54,308 | 54,282 | | 2,320 | 2,320 | |
| Copper workers | 8,188 | 8,185 | 3,384 | 8,177 | 8,174 | 3,377 | 11 | 11 | 7 |
| Electroplaters | 6,387 | 6,387 | 2,756 | 6,146 | 6,146 | 2,844 | 241 | 241 | 112 |
| Gunsmiths, locksmiths, and bell hangers | 7,452 | 7,446 | 9,158 | 7,406 | 7,400 | 9,069 | 46 | 46 | 89 |
| Lead and zinc workers | 5,335 | 5,334 | 4,616 | 5,238 | 5,237 | 4,413 | 97 | 97 | 208 |
| Molders (metals) | 3,161 | 3,161 | | 2,925 | 2,925 | (5) | 236 | 236 | (5) |
| Not specified | 26,105 | 26,089 | 617,598 | 24,416 | 24,400 | 616,624 | 1,689 | 1,689 | 6974 |

¹ Includes agricultural implement makers (not otherwise classified), nail and tack makers, and sewing machine makers (not otherwise classified), separately reported in 1890.

² Includes all molders in 1890, classified in 1900 under "Iron and steel workers", "Brass workers", and "Other metal workers".

³ Includes door, sash, and blind makers, separately reported in 1890.

⁴ Includes piano and organ tuners (number not stated), classified in 1900 under "Other miscellaneous industries."

⁵ See molders, under "Iron and steel workers".

⁶ Includes britannia workers, separately reported in 1890.

STATISTICS OF POPULATION.

TABLE LXXXIV.—Total persons 10 years of age and over in the United States engaged in each specified occupation (in detail), classified by sex: 1890 and 1900—Continued.

| OCCUPATIONS. | BOTH SEXES. | | | MALES. | | | FEMALES. | | |
|---|--------------|-----------|---------|--------------|-----------|---------|--------------|-----------|---------|
| | 1900 | | 1890 | 1900 | | 1890 | 1900 | | 1890 |
| | Entire area. | Mainland. | | Entire area. | Mainland. | | Entire area. | Mainland. | |
| Manufacturing and mechanical pursuits—Con. | | | | | | | | | |
| <i>Paper and printing.</i> | | | | | | | | | |
| Bookbinders..... | 30,286 | 30,278 | 23,858 | 14,651 | 14,646 | 12,298 | 15,635 | 15,632 | 11,560 |
| Box makers (paper)..... | 21,098 | 21,098 | 17,757 | 3,796 | 3,796 | 4,714 | 17,302 | 17,302 | 13,043 |
| Engravers..... | 11,156 | 11,151 | 8,320 | 10,703 | 10,698 | 8,017 | 453 | 453 | 303 |
| Paper and pulp mill operatives..... | 36,329 | 36,328 | 27,817 | 26,905 | 26,904 | 18,856 | 9,424 | 9,424 | 8,961 |
| Printers, lithographers, and pressmen..... | 155,333 | 155,147 | 123,059 | 139,344 | 139,166 | 110,848 | 15,989 | 15,981 | 12,211 |
| Printers and pressmen..... | 103,855 | 103,680 | 86,893 | 98,050 | 97,832 | 81,154 | 15,805 | 15,793 | 5,739 |
| Lithographers..... | 7,956 | 7,956 | 7,503 | 7,503 | 7,503 | 81,154 | 453 | 453 | 5,739 |
| Compositors..... | 36,849 | 36,838 | 30,060 | 27,232 | 27,222 | 23,745 | 9,616 | 9,616 | 6,315 |
| Electrotypers and stereotypers..... | 3,172 | 3,172 | 1,471 | 3,145 | 3,145 | 1,466 | 27 | 27 | 5 |
| Apprentices (printers)..... | 3,501 | 3,501 | 4,635 | 3,414 | 3,414 | 4,483 | 87 | 87 | 152 |
| <i>Textiles.</i> | | | | | | | | | |
| Bleachery and dye works operatives..... | 22,289 | 22,278 | 14,210 | 20,503 | 20,493 | 12,503 | 1,786 | 1,785 | 1,707 |
| Bleachery operatives..... | 4,885 | 4,885 | 3,739 | 3,739 | 3,739 | 646 | 646 | 646 | 646 |
| Dye works operatives..... | 17,904 | 17,898 | 10,471 | 16,764 | 16,754 | 11,857 | 1,140 | 1,139 | 1,061 |
| Carpet factory operatives..... | 19,372 | 19,372 | 122,302 | 10,371 | 10,371 | 111,546 | 9,001 | 9,001 | 110,756 |
| Cotton mill operatives..... | 246,391 | 246,391 | 173,142 | 125,788 | 125,788 | 80,177 | 120,603 | 120,603 | 92,965 |
| Hosiery and knitting mill operatives..... | 47,120 | 47,120 | 29,555 | 12,630 | 12,630 | 8,745 | 34,490 | 34,490 | 20,310 |
| Silk mill operatives..... | 64,460 | 64,460 | 34,855 | 22,023 | 22,023 | 14,192 | 32,437 | 32,437 | 20,663 |
| Woolen mill operatives..... | 73,196 | 73,196 | 84,109 | 42,566 | 42,566 | 47,638 | 30,630 | 30,630 | 36,471 |
| Other textile mill operatives..... | 104,619 | 104,619 | 53,437 | 53,437 | 53,437 | 51,182 | 51,182 | 51,182 | 51,182 |
| Print works operatives..... | 6,056 | 6,056 | 6,701 | 4,963 | 4,963 | 5,162 | 1,093 | 1,093 | 1,539 |
| Rope and cordage factory operatives..... | 7,591 | 7,591 | 8,001 | 4,592 | 4,592 | 4,896 | 2,999 | 2,999 | 3,105 |
| Hemp and jute mill operatives..... | 3,519 | 3,519 | 1,577 | 1,577 | 1,577 | 1,942 | 1,942 | 1,942 | 1,942 |
| Linen mill operatives..... | 2,100 | 2,100 | 835 | 835 | 835 | 1,265 | 1,265 | 1,265 | 1,265 |
| Worsted mill operatives..... | 7,041 | 7,041 | 293,596 | 2,901 | 2,901 | 251,608 | 4,140 | 4,140 | 41,993 |
| Textile not specified..... | 78,312 | 78,312 | 38,569 | 38,569 | 38,569 | 39,743 | 39,743 | 39,743 | 39,743 |
| Dressmakers..... | 347,076 | 346,884 | 293,504 | 2,128 | 2,090 | 836 | 344,948 | 344,794 | 292,668 |
| Dressmakers..... | 344,819 | 344,627 | 289,164 | 2,116 | 2,078 | 836 | 342,703 | 342,549 | 288,328 |
| Apprentices..... | 2,257 | 2,257 | 4,340 | 12 | 12 | 12 | 2,245 | 2,245 | 4,340 |
| Hat and cap makers..... | 22,733 | 22,733 | 24,013 | 15,110 | 15,110 | 17,319 | 7,623 | 7,623 | 6,694 |
| Milliners..... | 87,881 | 87,859 | 61,686 | 1,739 | 1,739 | 395 | 86,142 | 86,120 | 61,291 |
| Milliners..... | 85,873 | 85,851 | 60,482 | 1,718 | 1,718 | 395 | 84,155 | 84,133 | 60,087 |
| Apprentices..... | 2,008 | 2,008 | 1,204 | 21 | 21 | 1,987 | 1,987 | 1,987 | 1,204 |
| Seamstresses..... | 151,379 | 150,942 | 150,044 | 4,337 | 4,337 | 4,001 | 146,542 | 146,105 | 146,043 |
| Shirt, collar, and cuff makers..... | 39,432 | 39,432 | 21,107 | 8,491 | 8,491 | 6,132 | 30,941 | 30,941 | 15,975 |
| Tailors and tailoresses..... | 230,277 | 229,649 | 183,025 | 161,239 | 160,714 | 123,516 | 68,978 | 68,935 | 64,509 |
| Tailors and tailoresses..... | 223,709 | 223,081 | 185,400 | 160,025 | 159,440 | 121,591 | 68,684 | 68,641 | 63,809 |
| Apprentices..... | 1,568 | 1,568 | 2,625 | 1,274 | 1,274 | 1,925 | 294 | 294 | 700 |
| Other textile workers..... | 29,612 | 29,533 | 8,878 | 8,878 | 8,862 | 20,734 | 20,671 | 20,671 | 20,671 |
| Carpet (rag) makers..... | 7,245 | 7,245 | (1) | 1,916 | 1,916 | (1) | 5,329 | 5,329 | (1) |
| Lace and embroidery makers..... | 9,260 | 9,212 | 5,256 | 1,944 | 1,944 | 821 | 7,316 | 7,268 | 4,435 |
| Sail, awning, and tent makers..... | 3,592 | 3,577 | 3,257 | 3,183 | 3,168 | 3,006 | 409 | 409 | 251 |
| Sewing machine operators..... | 5,772 | 5,772 | 7,126 | 736 | 736 | 1,104 | 5,036 | 5,036 | 6,022 |
| Not specified..... | 3,743 | 3,727 | 1,099 | 1,099 | 1,098 | 2,644 | 2,629 | 2,629 | 2,629 |
| <i>Miscellaneous industries.</i> | | | | | | | | | |
| Broom and brush makers..... | 10,222 | 10,220 | 10,115 | 8,644 | 8,643 | 8,949 | 1,578 | 1,577 | 1,166 |
| Charcoal, coke, and lime burners..... | 14,464 | 14,456 | 8,704 | 14,433 | 14,405 | 8,689 | 31 | 31 | 15 |
| Engineers and firemen (not locomotive)..... | 224,546 | 223,495 | 139,765 | 224,369 | 223,318 | 139,718 | 177 | 177 | 47 |
| Glove makers..... | 12,276 | 12,271 | 6,416 | 4,503 | 4,503 | 2,741 | 7,773 | 7,768 | 3,675 |
| Manufacturers and officials, etc..... | 243,890 | 243,009 | 240,525 | 240,525 | 239,649 | 239,649 | 3,365 | 3,365 | 3,365 |
| Manufacturers and officials, etc..... | 158,070 | 157,948 | 101,610 | 155,240 | 155,119 | 101,280 | 2,830 | 2,829 | 330 |
| Builders and contractors..... | 56,915 | 56,749 | 45,983 | 56,785 | 56,619 | 45,978 | 130 | 130 | 10 |
| Publishers of books, maps, and newspapers..... | 10,970 | 10,957 | 6,284 | 10,667 | 10,655 | 6,210 | 303 | 302 | 74 |
| Officials of mining and quarrying companies..... | 17,935 | 17,355 | (2) | 17,833 | 17,256 | (3) | 102 | 99 | (3) |
| Model and pattern makers..... | 15,083 | 15,073 | 10,300 | 14,879 | 14,869 | 10,159 | 204 | 204 | 141 |
| Photographers..... | 27,029 | 26,941 | 20,040 | 23,442 | 23,361 | 17,839 | 3,587 | 3,580 | 2,201 |
| Rubber factory operatives..... | 21,866 | 21,866 | 16,162 | 14,492 | 14,492 | 9,706 | 7,374 | 7,374 | 6,456 |
| Tobacco and cigar factory operatives..... | 131,464 | 131,452 | 111,625 | 87,966 | 87,955 | 83,634 | 43,498 | 43,497 | 27,991 |
| Upholsterers..... | 30,839 | 30,821 | 25,666 | 28,681 | 28,668 | 23,918 | 2,158 | 2,158 | 1,748 |
| Other miscellaneous industries..... | 471,800 | 471,089 | 380,626 | 380,626 | 380,167 | 380,167 | 91,174 | 90,922 | 91,174 |
| Apprentices and helpers (not specified)..... | 31,697 | 31,679 | 36,550 | 29,652 | 29,634 | 35,007 | 2,045 | 2,045 | 1,543 |
| Artificial flower makers..... | 2,775 | 2,775 | 3,046 | 497 | 497 | 508 | 2,338 | 2,338 | 2,543 |
| Button makers..... | 6,621 | 6,621 | 2,601 | 3,511 | 3,511 | 1,011 | 3,110 | 3,110 | 1,590 |
| Candle, soap, and tallow makers..... | 4,022 | 4,020 | 3,450 | 3,291 | 3,289 | 3,051 | 731 | 731 | 399 |
| Corset makers..... | 3,016 | 3,016 | 6,533 | 815 | 815 | 733 | 7,201 | 7,201 | 5,800 |
| Cotton ginners..... | 1,395 | 1,395 | 1,381 | 1,381 | 1,381 | 14 | 14 | 14 | 14 |
| Electric light and power company employees..... | 6,161 | 6,156 | (4) | 5,858 | 5,853 | (4) | 303 | 303 | (4) |
| Gas works employees..... | 6,955 | 6,955 | 5,224 | 6,940 | 6,940 | 5,219 | 15 | 15 | 5 |
| Piano and organ tuners..... | 4,295 | 4,293 | (5) | 4,251 | 4,249 | (5) | 44 | 44 | (5) |
| Straw workers..... | 3,997 | 3,938 | 3,666 | 929 | 911 | 1,243 | 3,068 | 2,927 | 2,423 |
| Turpentine distillers..... | 7,099 | 7,099 | 7,022 | 7,022 | 7,022 | 77 | 77 | 77 | 77 |
| Umbrella and parasol makers..... | 3,242 | 3,242 | 3,403 | 1,331 | 1,331 | 1,465 | 1,911 | 1,911 | 1,938 |
| Well borers..... | 6,661 | 6,608 | 4,854 | 6,650 | 6,597 | 4,853 | 11 | 11 | 1 |
| Whitewashers..... | 3,441 | 3,439 | 3,996 | 3,376 | 3,374 | 3,987 | 65 | 65 | 9 |
| Not specified..... | 375,423 | 374,953 | 313,800 | 305,182 | 304,823 | 312,844 | 70,241 | 70,130 | 616,956 |

1 Carpet (rag) makers included with carpet factory operatives in 1890.
 2 Includes textile mill operatives (not otherwise specified), and also mill and factory hands for whom the specific branch of industry was not reported.
 3 Included in 1890 with officials of banks and companies under "Trade and transportation."
 4 Included in 1890 with telegraph and telephone linemen under "Trade and transportation."
 5 Included in 1890 with piano and organ makers, classified in 1900 under "Other woodworkers."
 6 Includes bone and ivory workers, carriage and wagon makers (not otherwise classified), hair workers, musical instrument makers (not otherwise specified), and ship and boat builders, separately reported in 1890.

Of the 4,410,877 agricultural laborers reported for the mainland of the United States in 1900, 2,366,149 are classified as members of farm families—that is, the wives, sons, and daughters of the farmers and planters operating the farms and plantations upon which they are reported as being employed. By comparing this number with the 1,999,696 farm laborers who have no blood or legal relationship to the persons for whom they are at work, it appears that considerably the larger proportion of the farm labor is contributed by the members of farm families. A separate class is also made of members of families returned as farmers or planters, where two or more members of the same family operate in common the farm or plantation upon which they resided at the time the census was taken. The number of such persons is not large, however, this class of farmers and planters numbering 168,999 and constituting 3 per cent of all the persons returned as operating farms and plantations in 1900.

In most respects, the number of workers in the occupation groups have increased in 1900 as compared with 1890. This is particularly noticeable with respect to bookkeepers and accountants, clerks and copyists, stenographers and typewriters, and salesmen and saleswomen. The large increase in the number of persons returned as salesmen and saleswomen, as compared with the relatively small increase in the number of persons reported as clerks and copyists, is indicative of the more accurate return in 1900 of these two classes of workers, the natural tendency being to report salesmen oftentimes as clerks in stores, when in reality their duties are not in any sense of a clerical nature.

The large increase in the number of nurses in 1900 is undoubtedly due in part to the return as nurses, particularly in the South, of women who have the care of

the younger children of the households in which they are employed, and who should have been more properly returned as servants.

In manufacturing and mechanical pursuits the most noticeable changes are those arising from the use of iron and steel in place of wood and stone, in whole or in part, for construction purposes, causing a decrease not only in the number of brick and tile makers, marble and stone cutters, and quarrymen, but also in the number of carpenters, masons, and plasterers. Decreases of more or less importance are also reported for other manufacturing and mechanical pursuits, but these are due either to changes which have taken place in the industry itself or to the manner in which the returns have been made by the census enumerators.

There is an increased proportion of females in each class of occupations except domestic and personal service, in which they constitute but 37.5 per cent in 1900 as against 39.5 per cent in 1890. The proportion of females in trade and transportation in 1900 is 10.6 per cent as against 6.9 per cent in 1890 and 3.4 per cent in 1880, owing to a large increase in the number of females employed in clerical capacities and as saleswomen. The proportion of females in manufacturing and mechanical pursuits has increased slightly since 1890, they now constituting 18.5 per cent of the whole number of persons in the manufacturing and mechanical industry as compared with 18.1 per cent in 1890.

The relative proportions of males and females engaged in the various occupation groups in 1900 are presented in detail in table LXXXV, in comparison with similar proportions for 1890. The proportion of female workers in each class and in certain occupation groups in 1900 is also illustrated graphically in the diagram on plate 17.

TABLE LXXXV.—Percentage of males and females, respectively, of total persons 10 years of age and over engaged in each class of occupations and in each specified occupation: 1890 and 1900.¹

| OCCUPATIONS. | PERSONS ENGAGED IN GAINFUL OCCUPATIONS: 1900. | | | PER CENT OF MALES AND FEMALES OF TOTAL PERSONS OCCUPIED. | | | |
|---|---|------------|-----------|--|----------|--------|------------------|
| | Total. | Males. | Females. | 1900 | | 1890 | |
| | | | | Males. | Females. | Males. | Females. |
| All occupations..... | 29,073,233 | 23,753,836 | 5,319,397 | 81.7 | 18.3 | 82.8 | 17.2 |
| Agricultural pursuits..... | 10,381,765 | 9,404,429 | 977,336 | 90.6 | 9.4 | 92.1 | 7.9 |
| Agricultural laborers..... | 4,410,877 | 3,747,668 | 663,209 | 85.0 | 15.0 | 85.1 | 14.9 |
| Dairymen and dairywomen..... | 10,875 | 9,983 | 892 | 91.8 | 8.2 | 90.3 | 9.7 |
| Farmers, planters, and overseers..... | 5,674,875 | 5,367,169 | 307,706 | 94.6 | 5.4 | 95.7 | 4.3 |
| Gardeners, florists, nurserymen, etc..... | 61,788 | 58,928 | 2,860 | 95.4 | 4.6 | 96.7 | 3.3 |
| Lumbermen and raftsmen..... | 72,020 | 71,920 | 100 | 99.9 | 0.1 | 100.0 | (²) |
| Stock raisers, herders, and drovers..... | 84,988 | 83,056 | 1,932 | 97.7 | 2.3 | 99.0 | 1.0 |
| Turpentine farmers and laborers..... | 24,735 | 24,454 | 281 | 98.9 | 1.1 | | |
| Wood choppers..... | 36,075 | 35,962 | 113 | 99.7 | 0.3 | 99.9 | 0.1 |
| Other agricultural pursuits..... | 5,582 | 5,289 | 243 | 95.6 | 4.4 | | |

¹ For the mainland of the United States.

² Less than one-tenth of 1 per cent.

STATISTICS OF POPULATION.

TABLE LXXXV.—Percentage of males and females, respectively, of total persons 10 years of age and over engaged in each class of occupations and in each specified occupation: 1890 and 1900¹—Continued.

| OCCUPATIONS. | PERSONS ENGAGED IN GAINFUL OCCUPATIONS: 1900. | | | PER CENT OF MALES AND FEMALES OF TOTAL PERSONS OCCUPIED. | | | |
|---|---|-----------|-----------|--|----------|--------|------------------|
| | Total. | Males. | Females. | 1900 | | 1890 | |
| | | | | Males. | Females. | Males. | Females. |
| Professional service..... | 1,258,538 | 327,941 | 430,597 | 65.8 | 34.2 | 67.0 | 33.0 |
| Actors, professional showmen, etc..... | 34,760 | 27,908 | 6,857 | 80.3 | 19.7 | 83.5 | 16.5 |
| Architects, designers, draughtsmen, etc..... | 29,524 | 28,483 | 1,041 | 96.5 | 3.5 | 98.1 | 1.9 |
| Artists and teachers of art..... | 24,873 | 13,852 | 11,021 | 55.7 | 44.3 | 51.9 | 48.1 |
| Clergymen..... | 111,638 | 108,265 | 3,373 | 97.0 | 3.0 | 98.7 | 1.3 |
| Dentists..... | 29,665 | 28,858 | 807 | 97.3 | 2.7 | 98.1 | 1.9 |
| Electricians..... | 50,717 | 50,308 | 409 | 99.2 | 0.8 | 99.7 | 0.3 |
| Engineers (civil, etc.) and surveyors..... | 43,239 | 43,155 | 84 | 99.8 | 0.2 | | |
| Journalists..... | 30,038 | 27,845 | 2,193 | 92.7 | 7.3 | 95.9 | 4.1 |
| Lawyers..... | 114,460 | 113,450 | 1,010 | 99.1 | 0.9 | 99.8 | 0.2 |
| Literary and scientific persons..... | 18,844 | 12,860 | 5,984 | 68.2 | 31.8 | 75.4 | 24.6 |
| Musicians and teachers of music..... | 92,174 | 39,815 | 52,359 | 43.2 | 56.8 | 44.5 | 55.5 |
| Officials (government)..... | 86,607 | 78,488 | 8,119 | 90.6 | 9.4 | 94.1 | 5.9 |
| Physicians and surgeons..... | 132,002 | 124,615 | 7,387 | 94.4 | 5.6 | 95.7 | 4.3 |
| Teachers and professors in colleges, etc..... | 446,133 | 118,519 | 327,614 | 26.6 | 73.4 | 29.2 | 70.8 |
| Other professional service..... | 13,864 | 11,525 | 2,339 | 83.1 | 16.9 | 94.0 | 6.0 |
| Domestic and personal service..... | 5,580,657 | 3,485,208 | 2,095,449 | 62.5 | 37.5 | 60.5 | 39.5 |
| Barbers and hairdressers..... | 131,116 | 125,542 | 5,574 | 95.7 | 4.3 | 96.7 | 3.3 |
| Bartenders..... | 88,817 | 88,377 | 440 | 99.5 | 0.5 | 99.7 | 0.3 |
| Boarding and lodging house keepers..... | 71,281 | 11,826 | 59,455 | 16.6 | 83.4 | 26.5 | 73.5 |
| Hotel keepers..... | 54,797 | 46,264 | 8,533 | 84.4 | 15.6 | 88.0 | 12.0 |
| Housekeepers and stewards..... | 155,153 | 8,224 | 146,929 | 5.3 | 94.7 | 6.5 | 93.5 |
| Janitors and sextons..... | 56,577 | 48,544 | 8,033 | 85.8 | 14.2 | 89.4 | 10.6 |
| Laborers (not specified)..... | 2,629,262 | 2,505,287 | 123,975 | 95.3 | 4.7 | 97.1 | 2.9 |
| Launderers and laundresses..... | 385,965 | 50,683 | 335,282 | 13.1 | 86.9 | 12.8 | 87.2 |
| Nurses and midwives..... | 120,956 | 12,265 | 108,691 | 10.1 | 89.9 | 13.0 | 87.0 |
| Restaurant keepers..... | 33,844 | 28,999 | 4,845 | 85.7 | 14.3 | 87.5 | 12.5 |
| Saloon keepers..... | 83,746 | 81,660 | 2,086 | 97.5 | 2.5 | 96.8 | 3.2 |
| Servants and waiters..... | 1,560,721 | 276,958 | 1,283,763 | 17.7 | 82.3 | 16.4 | 83.6 |
| Soldiers, sailors, and marines (United States)..... | 43,195 | 43,195 | | 100.0 | | 100.0 | |
| Watchmen, policemen, firemen, etc..... | 130,590 | 129,711 | 879 | 99.3 | 0.7 | | |
| Other domestic and personal service..... | 34,637 | 27,673 | 6,964 | 79.9 | 20.1 | 77.8 | 22.2 |
| Trade and transportation..... | 4,766,964 | 4,263,617 | 503,347 | 89.4 | 10.6 | 93.1 | 6.9 |
| Agents..... | 241,162 | 230,606 | 10,556 | 95.6 | 4.4 | 97.2 | 2.8 |
| Bankers and brokers..... | 73,277 | 72,984 | 293 | 99.6 | 0.4 | 98.6 | 1.4 |
| Boatmen and sailors..... | 78,406 | 78,253 | 153 | 99.8 | 0.2 | 99.9 | 0.1 |
| Bookkeepers and accountants..... | 254,880 | 180,727 | 74,153 | 70.9 | 29.1 | 82.6 | 17.4 |
| Clerks and copyists..... | 630,127 | 544,381 | 85,746 | 86.5 | 13.5 | 88.5 | 11.5 |
| Commercial travelers..... | 92,919 | 91,973 | 946 | 99.0 | 1.0 | 99.0 | 1.0 |
| Draymen, hackmen, teamsters, etc..... | 538,983 | 538,029 | 954 | 99.8 | 0.2 | 99.9 | 0.1 |
| Foremen and overseers..... | 55,450 | 54,032 | 1,418 | 97.4 | 2.6 | 97.3 | 2.7 |
| Hostlers..... | 64,929 | 64,850 | 79 | 99.9 | 0.1 | 100.0 | (²) |
| Hucksters and peddlers..... | 76,649 | 73,734 | 2,915 | 96.2 | 3.8 | 96.2 | 3.8 |
| Livery stable keepers..... | 33,656 | 33,466 | 190 | 99.4 | 0.6 | 99.8 | 0.2 |
| Merchants and dealers (except wholesale)..... | 790,386 | 756,802 | 33,584 | 95.7 | 4.3 | 96.2 | 3.8 |
| Merchants and dealers (wholesale)..... | 42,326 | 42,065 | 261 | 99.4 | 0.6 | 99.4 | 0.6 |
| Messengers and errand and office boys..... | 71,622 | 64,959 | 6,663 | 90.7 | 9.3 | 94.3 | 5.7 |
| Officials of banks and companies..... | 74,072 | 72,801 | 1,271 | 98.3 | 1.7 | 99.5 | 0.5 |
| Packers and shippers..... | 59,545 | 39,557 | 19,988 | 66.4 | 33.6 | 73.9 | 26.1 |
| Porters and helpers (in stores, etc.)..... | 54,191 | 53,625 | 566 | 99.0 | 1.0 | 98.5 | 1.5 |
| Salesmen and saleswomen..... | 611,139 | 461,909 | 149,230 | 75.6 | 24.4 | 77.9 | 22.1 |
| Steam railroad employees..... | 582,150 | 580,462 | 1,688 | 99.7 | 0.3 | 99.7 | 0.3 |
| Stenographers and typewriters..... | 112,364 | 26,246 | 86,118 | 23.4 | 76.6 | 36.4 | 63.6 |
| Street railway employees..... | 68,919 | 68,873 | 46 | 99.9 | 0.1 | 100.0 | (²) |
| Telegraph and telephone linemen..... | 14,757 | 14,757 | | 100.0 | | 94.0 | 6.0 |
| Telegraph and telephone operators..... | 74,982 | 52,426 | 22,556 | 69.9 | 30.1 | 83.8 | 16.2 |
| Undertakers..... | 16,189 | 15,866 | 323 | 98.0 | 2.0 | 99.2 | 0.8 |
| Other persons in trade and transportation..... | 53,434 | 49,734 | 3,700 | 93.1 | 6.9 | | |

¹ For the mainland of the United States.² Less than one-tenth of 1 per cent.

OCCUPATIONS.

cli

TABLE LXXXV.—Percentage of males and females, respectively, of total persons 10 years of age and over engaged in each class of occupations and in each specified occupation: 1890 and 1900¹—Continued.

| OCCUPATIONS. | PERSONS ENGAGED IN GAINFUL OCCUPATIONS: 1900. | | | PER CENT OF MALES AND FEMALES OF TOTAL PERSONS OCCUPIED. | | | |
|---|---|-----------|-----------|--|------------------|--------|------------------|
| | Total. | Males. | Females. | 1900 | | 1890 | |
| | | | | Males. | Females. | Males. | Females. |
| Manufacturing and mechanical pursuits..... | 7,085,809 | 5,772,641 | 1,312,668 | 81.5 | 18.5 | 81.9 | 18.1 |
| <i>Building trades.</i> | | | | | | | |
| Carpenters and joiners..... | 600,252 | 599,707 | 545 | 99.9 | 0.1 | | |
| Masons (brick and stone)..... | 160,805 | 160,638 | 167 | 99.9 | 0.1 | | |
| Painters, glaziers, and varnishers..... | 277,541 | 275,782 | 1,759 | 99.4 | 0.6 | 99.4 | 0.6 |
| Paper hangers..... | 21,990 | 21,749 | 241 | 98.9 | 1.1 | 99.6 | 0.4 |
| Plasterers..... | 35,694 | 35,649 | 45 | 99.9 | 0.1 | 100.0 | (²) |
| Plumbers and gas and steam fitters..... | 97,785 | 97,659 | 126 | 99.9 | 0.1 | 99.9 | 0.1 |
| Roofers and slaters..... | 9,067 | 9,065 | 2 | 100.0 | (²) | 100.0 | (²) |
| Mechanics (not otherwise specified)..... | 9,378 | 9,351 | 27 | 99.7 | 0.3 | 99.9 | 0.1 |
| <i>Chemicals and allied products.</i> | | | | | | | |
| Oil well and oil works employees..... | 24,626 | 24,573 | 53 | 99.8 | 0.2 | 99.7 | 0.3 |
| Other chemical workers..... | 14,723 | 12,035 | 2,688 | 81.7 | 18.3 | 79.1 | 20.9 |
| <i>Clay, glass, and stone products.</i> | | | | | | | |
| Brick and tile makers, etc..... | 49,933 | 49,455 | 478 | 99.0 | 1.0 | 99.8 | 0.2 |
| Glass workers..... | 49,998 | 47,377 | 2,621 | 94.8 | 5.2 | 95.0 | 5.0 |
| Marble and stone cutters..... | 54,460 | 54,317 | 143 | 99.7 | 0.3 | 99.9 | 0.1 |
| Potters..... | 16,140 | 13,200 | 2,940 | 81.8 | 18.2 | 86.7 | 13.3 |
| <i>Fishing and mining.</i> | | | | | | | |
| Fishermen and oystermen..... | 68,940 | 68,478 | 462 | 99.3 | 0.7 | 99.6 | 0.4 |
| Miners and quarrymen..... | 563,406 | 562,417 | 989 | 99.8 | 0.2 | 99.9 | 0.1 |
| <i>Food and kindred products.</i> | | | | | | | |
| Bakers..... | 79,188 | 74,860 | 4,328 | 94.5 | 5.5 | 96.2 | 3.8 |
| Butchers..... | 113,193 | 112,815 | 378 | 99.7 | 0.3 | 99.9 | 0.1 |
| Butter and cheese makers..... | 19,241 | 18,593 | 648 | 96.6 | 3.4 | 96.4 | 3.6 |
| Confectioners..... | 31,194 | 21,980 | 9,214 | 70.5 | 29.5 | 75.6 | 24.4 |
| Millers..... | 40,548 | 40,362 | 186 | 99.5 | 0.5 | 99.8 | 0.2 |
| Other food preparers..... | 23,782 | 23,640 | 5,142 | 82.1 | 17.9 | | |
| <i>Iron and steel and their products.</i> | | | | | | | |
| Blacksmiths..... | 226,477 | 226,284 | 193 | 99.9 | 0.1 | 100.0 | (²) |
| Iron and steel workers..... | 290,538 | 287,241 | 3,297 | 98.9 | 1.1 | 98.7 | 1.3 |
| Machinists..... | 283,145 | 282,574 | 571 | 99.8 | 0.2 | 99.9 | 0.1 |
| Steam boiler makers..... | 33,046 | 33,038 | 8 | 100.0 | (²) | 100.0 | (²) |
| Stove, furnace, and grate makers..... | 12,473 | 12,430 | 43 | 99.7 | 0.3 | 99.8 | 0.2 |
| Tool and cutlery makers..... | 28,122 | 27,376 | 746 | 97.3 | 2.7 | 97.0 | 3.0 |
| Wheelwrights..... | 13,505 | 13,495 | 10 | 99.9 | 0.1 | 100.0 | (²) |
| Wire workers..... | 18,487 | 16,701 | 1,786 | 90.3 | 9.7 | 91.2 | 8.8 |
| <i>Leather and its finished products.</i> | | | | | | | |
| Boot and shoe makers and repairers..... | 208,903 | 169,393 | 39,510 | 81.1 | 18.9 | 84.3 | 15.7 |
| Harness and saddle makers and repairers..... | 40,101 | 39,506 | 595 | 98.5 | 1.5 | 98.1 | 1.9 |
| Leather curriers and tanners..... | 42,671 | 40,917 | 1,754 | 95.9 | 4.1 | 99.3 | 0.7 |
| Trunk and leather-case makers, etc..... | 7,051 | 5,472 | 1,579 | 77.6 | 22.4 | 86.9 | 13.1 |
| <i>Liquors and beverages.</i> | | | | | | | |
| Bottlers and soda water makers, etc..... | 10,519 | 9,725 | 794 | 92.5 | 7.5 | 92.4 | 7.6 |
| Brewers and maltsters..... | 20,962 | 20,687 | 275 | 98.7 | 1.3 | 99.7 | 0.3 |
| Distillers and rectifiers..... | 3,144 | 3,114 | 30 | 99.0 | 1.0 | 99.7 | 0.3 |
| <i>Lumber and its remanufactures.</i> | | | | | | | |
| Cabinet makers..... | 35,619 | 35,552 | 67 | 99.8 | 0.2 | 99.9 | 0.1 |
| Coopers..... | 37,200 | 37,057 | 143 | 99.7 | 0.3 | 99.9 | 0.1 |
| Saw and planing mill employees..... | 161,624 | 161,251 | 373 | 99.8 | 0.2 | 99.8 | 0.2 |
| Other woodworkers..... | 111,596 | 104,791 | 6,805 | 93.9 | 6.1 | 93.8 | 6.2 |
| <i>Metals and metal products other than iron and steel.</i> | | | | | | | |
| Brass workers..... | 26,760 | 25,870 | 890 | 96.7 | 3.3 | | |
| Clock and watch makers and repairers..... | 24,120 | 19,305 | 4,815 | 80.0 | 20.0 | 81.4 | 18.6 |
| Gold and silver workers..... | 26,112 | 19,732 | 6,380 | 75.6 | 24.4 | 88.5 | 16.5 |
| Tinplate and tinware makers..... | 70,505 | 68,730 | 1,775 | 97.5 | 2.5 | | |
| Other metal workers..... | 56,602 | 54,282 | 2,320 | 95.9 | 4.1 | | |

¹ For the mainland of the United States.

² Less than one-tenth of 1 per cent.

*

STATISTICS OF POPULATION.

TABLE LXXXV.—Percentage of males and females, respectively, of total persons 10 years of age and over engaged in each class of occupations and in each specified occupation: 1890 and 1900¹—Continued.

| OCCUPATIONS. | PERSONS ENGAGED IN GAINFUL OCCUPATIONS: 1900. | | | PER CENT OF MALES AND FEMALES OF TOTAL PERSONS OCCUPIED. | | | |
|---|---|---------|----------|--|----------|--------|------------------|
| | Total. | Males. | Females. | 1900 | | 1890 | |
| | | | | Males. | Females. | Males. | Females. |
| Manufacturing and mechanical pursuits—Continued. | | | | | | | |
| <i>Paper and printing.</i> | | | | | | | |
| Bookbinders | 30,278 | 14,646 | 15,632 | 48.4 | 51.6 | 51.5 | 48.5 |
| Box makers (paper) | 21,098 | 3,796 | 17,302 | 18.0 | 82.0 | 26.5 | 73.5 |
| Engravers | 11,151 | 10,698 | 453 | 95.9 | 4.1 | 96.4 | 3.6 |
| Paper and pulp mill operatives | 36,328 | 26,904 | 9,424 | 74.1 | 25.9 | 67.8 | 32.2 |
| Printers, lithographers, and pressmen | 155,147 | 139,166 | 15,981 | 89.7 | 10.3 | 90.1 | 9.9 |
| <i>Textiles.</i> | | | | | | | |
| Bleachery and dye works operatives | 22,278 | 20,493 | 1,785 | 92.0 | 8.0 | 88.0 | 12.0 |
| Carpet factory operatives | 19,372 | 10,371 | 9,001 | 53.5 | 46.5 | 51.8 | 48.2 |
| Cotton mill operatives | 246,391 | 125,788 | 120,603 | 51.1 | 48.9 | 46.3 | 53.7 |
| Hosiery and knitting mill operatives | 47,120 | 12,630 | 34,490 | 26.8 | 73.2 | 29.6 | 70.4 |
| Silk mill operatives | 54,460 | 22,023 | 32,437 | 40.4 | 59.6 | 40.7 | 59.3 |
| Woolen mill operatives | 73,196 | 42,566 | 30,630 | 58.2 | 41.8 | 56.6 | 43.4 |
| Other textile mill operatives | 104,619 | 53,487 | 51,132 | 51.1 | 48.9 | | |
| Dressmakers | 346,884 | 2,090 | 344,794 | 0.6 | 99.4 | 0.3 | 99.7 |
| Hat and cap makers | 22,733 | 15,110 | 7,623 | 66.5 | 33.5 | 72.1 | 27.9 |
| Milliners | 87,859 | 1,739 | 86,120 | 2.0 | 98.0 | 0.6 | 99.4 |
| Seamstresses | 150,942 | 4,337 | 146,605 | 3.2 | 96.8 | 2.7 | 97.3 |
| Shirt, collar, and cuff makers | 39,432 | 8,491 | 30,941 | 21.5 | 78.5 | 24.3 | 75.7 |
| Tailors and tailoresses | 229,649 | 160,714 | 68,935 | 70.0 | 30.0 | 65.7 | 34.3 |
| Other textile workers | 29,533 | 8,862 | 20,671 | 30.0 | 70.0 | | |
| <i>Miscellaneous industries.</i> | | | | | | | |
| Broom and brush makers | 10,220 | 3,643 | 1,577 | 34.6 | 65.4 | 38.5 | 61.5 |
| Charcoal, coke, and lime burners | 14,436 | 14,405 | 31 | 99.8 | 0.2 | 99.8 | 0.2 |
| Engineers and firemen (not locomotive) | 223,495 | 223,318 | 177 | 99.9 | 0.1 | 100.0 | (²) |
| Glove makers | 12,271 | 4,503 | 7,768 | 36.7 | 63.3 | 42.7 | 57.3 |
| Manufacturers and officials, etc | 243,009 | 239,649 | 3,360 | 98.6 | 1.4 | | |
| Model and pattern makers | 15,073 | 14,369 | 704 | 95.6 | 4.4 | 98.6 | 1.4 |
| Photographers | 26,941 | 23,361 | 3,580 | 86.7 | 13.3 | 89.0 | 11.0 |
| Rubber factory operatives | 21,866 | 14,492 | 7,374 | 66.3 | 33.7 | 60.1 | 39.9 |
| Tobacco and cigar factory operatives | 131,452 | 87,955 | 43,497 | 66.9 | 33.1 | 74.9 | 25.1 |
| Upholsterers | 30,821 | 23,663 | 7,158 | 76.8 | 23.2 | 93.2 | 6.8 |
| Other miscellaneous industries | 471,039 | 380,167 | 90,872 | 80.7 | 19.3 | | |

¹ For the mainland of the United States.

² Less than one-tenth of 1 per cent.

Perhaps the most striking increases in the proportions of female workers are those shown for several of the occupation groups under trade and transportation, as, for example, bookkeepers and accountants, in which the proportion has increased from 17.4 in 1890 to 29.1 in 1900; stenographers and typewriters, in which the proportion of females in 1900 is 76.6, as compared with 63.6 in 1890; and telegraph and telephone operators, in which the females now constitute 30.1 per cent, as against 16.2 per cent in 1890. The proportion of saleswomen has also increased from 22.1 per cent in 1890 to 24.4 per cent in 1900, and there has been a similar increase in clerks and copyists during the ten years from 11.5 per cent to 13.5 per cent. Of the manufacturing and mechanical pursuits, the largest increases in

the proportion of female workers are shown for potters, confectioners, trunk and leather-case makers, and tobacco and cigar factory operatives. Among the textile mill operatives there is, generally speaking, a decreased proportion of female workers in 1900 as compared with 1890, and this is also true with respect to rubber factory and paper and pulp mill operatives.

From table 94 (page 550) of the general tables which shows, for each city having upward of 25,000 inhabitants, the number of persons engaged in each of 140 occupation groups, is derived table LXXXVI, which shows, by sex, the number and percentage of persons 10 years of age and over in these cities who are engaged in gainful occupations in 1900.

OCCUPATIONS.

cliii

TABLE LXXXVI.—Number and percentage of total persons, and of males and females, 10 years of age and over engaged in gainful occupations, for cities having 25,000 inhabitants or more: 1900.

| CITIES. | POPULATION 10 YEARS OF AGE AND OVER. | | | MALES 10 YEARS OF AGE AND OVER. | | | FEMALES 10 YEARS OF AGE AND OVER. | | |
|-----------------------|--------------------------------------|---------------------------------|-----------|---------------------------------|---------------------------------|-----------|-----------------------------------|---------------------------------|-----------|
| | Total. | Engaged in gainful occupations. | | Total. | Engaged in gainful occupations. | | Total. | Engaged in gainful occupations. | |
| | | Number. | Per cent. | | Number. | Per cent. | | Number. | Per cent. |
| Alabama: | | | | | | | | | |
| Birmingham..... | 31,285 | 18,850 | 60.3 | 16,069 | 13,688 | 85.2 | 15,216 | 5,162 | 33.9 |
| Mobile..... | 31,218 | 17,841 | 57.1 | 14,388 | 11,893 | 82.7 | 16,880 | 5,948 | 35.3 |
| Montgomery..... | 24,230 | 14,207 | 58.6 | 10,843 | 8,767 | 80.9 | 13,387 | 5,440 | 40.6 |
| Arkansas: | | | | | | | | | |
| Little Rock..... | 31,016 | 15,799 | 50.9 | 15,588 | 11,688 | 74.9 | 15,428 | 4,116 | 26.7 |
| California: | | | | | | | | | |
| Los Angeles..... | 85,407 | 41,851 | 49.0 | 42,002 | 33,373 | 79.5 | 43,405 | 8,473 | 19.5 |
| Oakland..... | 55,684 | 26,773 | 48.1 | 27,853 | 21,464 | 78.5 | 28,281 | 5,309 | 18.8 |
| Sacramento..... | 24,851 | 13,470 | 54.2 | 13,539 | 11,334 | 83.7 | 11,812 | 2,136 | 18.9 |
| San Francisco..... | 288,995 | 163,858 | 56.7 | 157,827 | 133,638 | 84.7 | 131,168 | 30,225 | 23.0 |
| Colorado: | | | | | | | | | |
| Denver..... | 109,522 | 55,266 | 50.5 | 54,335 | 43,022 | 79.2 | 55,187 | 12,244 | 22.2 |
| Pueblo..... | 22,493 | 12,096 | 53.8 | 12,530 | 10,443 | 83.3 | 9,963 | 1,653 | 16.6 |
| Connecticut: | | | | | | | | | |
| Bridgeport..... | 56,775 | 31,754 | 55.9 | 28,261 | 23,943 | 84.7 | 28,514 | 7,811 | 27.4 |
| Hartford..... | 65,232 | 36,912 | 56.5 | 33,338 | 27,994 | 84.0 | 31,944 | 8,918 | 27.9 |
| New Britain..... | 20,213 | 10,971 | 54.3 | 10,445 | 8,738 | 83.7 | 9,768 | 2,233 | 22.9 |
| New Haven..... | 86,540 | 45,215 | 52.2 | 42,956 | 33,944 | 79.0 | 43,584 | 11,271 | 25.9 |
| Waterbury..... | 35,666 | 20,151 | 56.5 | 18,097 | 15,069 | 83.3 | 17,569 | 5,082 | 28.9 |
| Delaware: | | | | | | | | | |
| Wilmington..... | 61,294 | 33,676 | 54.9 | 30,804 | 26,006 | 86.7 | 30,490 | 7,670 | 25.2 |
| District of Columbia: | | | | | | | | | |
| Washington..... | 231,837 | 126,941 | 54.8 | 108,613 | 85,780 | 79.0 | 123,224 | 41,161 | 33.4 |
| Florida: | | | | | | | | | |
| Jacksonville..... | 22,780 | 12,589 | 55.3 | 10,875 | 8,711 | 80.1 | 11,905 | 3,878 | 32.6 |
| Georgia: | | | | | | | | | |
| Atlanta..... | 72,162 | 40,800 | 56.5 | 32,577 | 25,871 | 79.4 | 39,585 | 14,929 | 37.7 |
| Augusta..... | 31,637 | 18,869 | 59.6 | 14,387 | 11,656 | 81.0 | 17,250 | 7,213 | 41.8 |
| Savannah..... | 44,020 | 26,785 | 60.8 | 20,897 | 17,715 | 84.8 | 23,123 | 9,070 | 39.2 |
| Hawaii: | | | | | | | | | |
| Honolulu..... | 31,662 | 19,167 | 60.5 | 20,860 | 17,715 | 84.9 | 10,802 | 1,452 | 13.4 |
| Illinois: | | | | | | | | | |
| Chicago..... | 1,320,825 | 705,382 | 53.4 | 674,594 | 555,515 | 82.3 | 646,231 | 149,867 | 23.2 |
| East St. Louis..... | 23,258 | 12,687 | 54.5 | 12,830 | 11,010 | 85.8 | 10,423 | 1,677 | 16.1 |
| Joliet..... | 22,808 | 11,608 | 50.9 | 11,986 | 9,681 | 80.8 | 10,822 | 1,927 | 17.8 |
| Peoria..... | 46,099 | 24,951 | 54.1 | 23,580 | 19,594 | 83.1 | 22,519 | 5,357 | 23.8 |
| Quincy..... | 29,408 | 14,449 | 49.1 | 14,135 | 10,866 | 76.9 | 15,273 | 3,583 | 23.5 |
| Rockford..... | 24,594 | 12,296 | 50.0 | 11,906 | 9,595 | 80.6 | 12,688 | 2,701 | 21.3 |
| Springfield..... | 27,540 | 13,240 | 48.1 | 13,296 | 10,415 | 78.3 | 14,244 | 2,825 | 19.8 |
| Indiana: | | | | | | | | | |
| Evansville..... | 47,519 | 24,860 | 52.3 | 22,955 | 18,760 | 81.7 | 24,564 | 6,100 | 24.8 |
| Fort Wayne..... | 35,928 | 18,181 | 50.6 | 17,305 | 13,990 | 80.8 | 18,623 | 4,191 | 22.5 |
| Indianapolis..... | 139,373 | 72,805 | 52.2 | 68,350 | 56,795 | 83.1 | 71,023 | 16,010 | 22.5 |
| South Bend..... | 27,812 | 14,725 | 52.9 | 14,239 | 11,816 | 83.0 | 13,573 | 2,909 | 21.4 |
| Terre Haute..... | 29,903 | 15,244 | 51.0 | 14,436 | 11,734 | 81.3 | 15,467 | 3,510 | 22.7 |
| Iowa: | | | | | | | | | |
| Cedar Rapids..... | 20,577 | 10,141 | 49.3 | 10,089 | 8,004 | 79.3 | 10,488 | 2,137 | 20.4 |
| Council Bluffs..... | 20,168 | 10,171 | 50.4 | 10,321 | 8,257 | 80.0 | 9,847 | 1,914 | 19.4 |
| Davenport..... | 28,288 | 14,333 | 50.7 | 13,903 | 11,080 | 79.7 | 14,385 | 3,253 | 22.6 |
| Des Moines..... | 50,438 | 24,671 | 48.9 | 25,004 | 19,366 | 77.5 | 25,434 | 5,305 | 20.9 |
| Dubuque..... | 29,168 | 14,833 | 50.9 | 14,620 | 11,729 | 80.2 | 14,548 | 3,104 | 21.3 |
| Sioux City..... | 25,695 | 13,105 | 51.0 | 13,227 | 10,431 | 78.9 | 12,468 | 2,674 | 21.4 |
| Kansas: | | | | | | | | | |
| Kansas City..... | 39,999 | 19,806 | 49.5 | 20,884 | 16,636 | 79.7 | 19,115 | 3,170 | 16.6 |
| Topeka..... | 27,432 | 12,538 | 45.7 | 13,053 | 9,970 | 76.4 | 14,379 | 2,568 | 17.9 |
| Kentucky: | | | | | | | | | |
| Covington..... | 34,206 | 17,925 | 52.4 | 16,138 | 13,087 | 81.1 | 18,068 | 4,888 | 26.8 |
| Lexington..... | 22,235 | 11,508 | 51.8 | 10,241 | 7,634 | 74.5 | 11,994 | 3,874 | 32.3 |
| Louisville..... | 166,341 | 89,099 | 53.6 | 80,346 | 66,017 | 82.2 | 85,995 | 23,082 | 26.8 |
| Newport..... | 22,509 | 11,753 | 52.2 | 10,687 | 8,724 | 81.6 | 11,822 | 3,034 | 25.7 |

*

STATISTICS OF POPULATION.

TABLE LXXXVI.—Number and percentage of total persons, and of males and females, 10 years of age and over engaged in gainful occupations, for cities having 25,000 inhabitants or more: 1900—Continued.

| CITIES. | POPULATION 10 YEARS OF AGE AND OVER. | | | MALES 10 YEARS OF AGE AND OVER. | | | FEMALES 10 YEARS OF AGE AND OVER. | | |
|--------------------|--------------------------------------|---------------------------------|-----------|---------------------------------|---------------------------------|-----------|-----------------------------------|---------------------------------|-----------|
| | Total. | Engaged in gainful occupations. | | Total. | Engaged in gainful occupations. | | Total. | Engaged in gainful occupations. | |
| | | Number. | Per cent. | | Number. | Per cent. | | Number. | Per cent. |
| Louisiana: | | | | | | | | | |
| New Orleans..... | 225,882 | 111,690 | 49.5 | 105,383 | 83,387 | 79.1 | 120,449 | 23,303 | 23.5 |
| Maine: | | | | | | | | | |
| Portland..... | 41,665 | 21,103 | 50.6 | 19,544 | 15,572 | 79.7 | 22,121 | 5,531 | 25.0 |
| Maryland: | | | | | | | | | |
| Baltimore..... | 407,343 | 217,350 | 53.4 | 192,757 | 156,449 | 81.2 | 214,586 | 60,901 | 28.4 |
| Massachusetts: | | | | | | | | | |
| Boston..... | 454,635 | 251,522 | 55.3 | 221,799 | 181,133 | 81.7 | 232,836 | 70,339 | 30.2 |
| Brookton..... | 32,245 | 17,542 | 54.4 | 15,931 | 13,050 | 81.9 | 16,314 | 4,492 | 27.5 |
| Cambridge..... | 73,901 | 38,130 | 51.7 | 35,580 | 27,053 | 76.0 | 38,321 | 11,127 | 29.0 |
| Chelsea..... | 26,899 | 13,991 | 52.0 | 13,149 | 10,767 | 81.9 | 13,750 | 3,224 | 23.4 |
| Fall River..... | 81,212 | 49,176 | 60.6 | 38,394 | 31,448 | 81.9 | 42,818 | 17,723 | 41.4 |
| Fitchburg..... | 24,639 | 13,610 | 55.2 | 12,117 | 9,847 | 81.3 | 12,522 | 3,763 | 30.1 |
| Gloucester..... | 21,123 | 11,598 | 54.9 | 11,438 | 9,622 | 84.1 | 9,685 | 1,976 | 20.4 |
| Haverhill..... | 30,234 | 16,423 | 54.3 | 14,246 | 11,674 | 81.9 | 15,988 | 4,749 | 29.7 |
| Holyoke..... | 35,045 | 19,407 | 55.4 | 16,443 | 12,728 | 77.4 | 18,602 | 6,679 | 35.9 |
| Lawrence..... | 49,917 | 30,254 | 60.6 | 23,931 | 20,111 | 84.0 | 26,986 | 10,143 | 39.0 |
| Lowell..... | 77,430 | 47,748 | 61.7 | 36,142 | 30,467 | 84.3 | 41,288 | 17,281 | 41.9 |
| Lynn..... | 56,179 | 30,372 | 55.0 | 27,146 | 22,256 | 82.0 | 29,033 | 8,616 | 29.7 |
| Malden..... | 27,123 | 13,556 | 50.0 | 12,419 | 9,850 | 79.3 | 14,704 | 3,706 | 25.2 |
| New Bedford..... | 49,540 | 27,695 | 55.9 | 23,254 | 18,893 | 81.2 | 26,286 | 8,802 | 33.5 |
| Newton..... | 27,621 | 13,922 | 50.4 | 12,083 | 9,264 | 76.7 | 15,538 | 4,658 | 30.0 |
| Salem..... | 28,663 | 14,965 | 52.2 | 13,320 | 10,597 | 79.6 | 15,343 | 4,368 | 28.5 |
| Somerville..... | 49,439 | 24,735 | 50.0 | 23,248 | 18,869 | 81.2 | 26,191 | 5,866 | 22.4 |
| Springfield..... | 50,221 | 25,691 | 51.2 | 23,653 | 18,739 | 79.2 | 26,568 | 6,952 | 26.2 |
| Taunton..... | 25,010 | 12,855 | 51.4 | 12,249 | 9,638 | 79.1 | 12,761 | 3,167 | 24.8 |
| Worcester..... | 94,323 | 49,593 | 52.6 | 46,943 | 37,264 | 79.4 | 47,375 | 12,329 | 26.0 |
| Michigan: | | | | | | | | | |
| Bay City..... | 21,287 | 10,312 | 48.4 | 10,326 | 8,198 | 79.4 | 10,961 | 2,114 | 19.3 |
| Detroit..... | 223,413 | 115,223 | 51.6 | 107,981 | 87,833 | 81.3 | 115,432 | 27,390 | 23.7 |
| Grand Rapids..... | 69,473 | 34,740 | 50.0 | 33,437 | 26,902 | 80.5 | 36,036 | 7,838 | 21.8 |
| Jackson..... | 21,249 | 10,748 | 50.6 | 10,460 | 7,996 | 76.4 | 10,789 | 2,752 | 25.5 |
| Saginaw..... | 34,199 | 16,904 | 49.4 | 16,395 | 13,041 | 79.5 | 17,304 | 3,863 | 21.7 |
| Minnesota: | | | | | | | | | |
| Duluth..... | 40,744 | 23,751 | 58.3 | 23,654 | 20,181 | 85.3 | 17,090 | 3,570 | 20.9 |
| Minneapolis..... | 160,980 | 85,889 | 53.4 | 82,217 | 66,170 | 80.5 | 78,763 | 19,719 | 25.0 |
| St. Paul..... | 123,260 | 70,954 | 55.3 | 66,830 | 54,681 | 81.8 | 61,330 | 16,273 | 26.5 |
| Missouri: | | | | | | | | | |
| Joplin..... | 20,452 | 9,555 | 46.7 | 10,927 | 8,122 | 74.3 | 9,525 | 1,433 | 15.0 |
| Kansas City..... | 135,903 | 73,729 | 54.3 | 68,341 | 57,570 | 83.6 | 67,062 | 16,159 | 24.1 |
| St. Joseph..... | 82,022 | 47,897 | 58.4 | 45,736 | 38,143 | 83.3 | 36,236 | 9,754 | 26.9 |
| St. Louis..... | 459,588 | 245,348 | 53.4 | 229,791 | 190,342 | 83.1 | 229,797 | 54,506 | 23.7 |
| Montana: | | | | | | | | | |
| Butte..... | 24,967 | 15,769 | 63.2 | 15,422 | 13,667 | 88.6 | 9,545 | 2,102 | 22.0 |
| Nebraska: | | | | | | | | | |
| Lincoln..... | 32,712 | 16,089 | 49.2 | 16,958 | 12,502 | 73.7 | 15,754 | 3,587 | 22.8 |
| Omaha..... | 83,181 | 46,927 | 56.4 | 44,328 | 37,016 | 83.5 | 38,853 | 9,911 | 25.5 |
| South Omaha..... | 19,340 | 12,661 | 65.5 | 12,682 | 11,271 | 88.9 | 7,158 | 1,390 | 19.4 |
| New Hampshire: | | | | | | | | | |
| Manchester..... | 45,487 | 27,075 | 59.5 | 20,942 | 16,951 | 80.9 | 24,545 | 10,124 | 41.2 |
| New Jersey: | | | | | | | | | |
| Atlantic City..... | 23,260 | 13,175 | 56.6 | 11,553 | 9,501 | 82.2 | 11,707 | 3,674 | 31.4 |
| Bayonne..... | 23,953 | 12,254 | 51.2 | 12,574 | 10,451 | 83.1 | 11,379 | 1,803 | 15.8 |
| Camden..... | 60,416 | 31,966 | 52.9 | 29,543 | 24,991 | 84.6 | 30,873 | 6,975 | 22.6 |
| Elizabeth..... | 40,012 | 20,351 | 50.9 | 20,350 | 16,575 | 81.4 | 19,662 | 3,776 | 19.2 |
| Hoboken..... | 45,307 | 24,452 | 54.0 | 22,992 | 19,330 | 84.3 | 22,315 | 5,072 | 22.7 |
| Jersey City..... | 158,347 | 83,475 | 52.6 | 80,043 | 67,072 | 83.8 | 78,799 | 16,403 | 20.8 |
| Newark..... | 191,935 | 102,791 | 53.6 | 93,993 | 78,607 | 83.6 | 97,942 | 24,134 | 24.7 |
| Passaic..... | 21,669 | 12,439 | 57.4 | 9,977 | 8,518 | 85.4 | 11,692 | 3,921 | 33.5 |
| Paterson..... | 81,936 | 46,507 | 56.8 | 40,217 | 34,239 | 85.1 | 41,719 | 12,268 | 29.4 |
| Trenton..... | 57,930 | 29,308 | 50.5 | 29,422 | 23,291 | 79.2 | 28,553 | 6,017 | 21.1 |

*

OCCUPATIONS.

clv

TABLE LXXXVI.—Number and percentage of total persons, and of males and females, 10 years of age and over engaged in gainful occupations, for cities having 25,000 inhabitants or more: 1900—Continued.

| CITIES. | POPULATION 10 YEARS OF AGE AND OVER. | | | MALES 10 YEARS OF AGE AND OVER. | | | FEMALES 10 YEARS OF AGE AND OVER. | | |
|------------------------------------|--------------------------------------|---------------------------------|-----------|---------------------------------|---------------------------------|-----------|-----------------------------------|---------------------------------|-----------|
| | Total. | Engaged in gainful occupations. | | Total. | Engaged in gainful occupations. | | Total. | Engaged in gainful occupations. | |
| | | Number. | Per cent. | | Number. | Per cent. | | Number. | Per cent. |
| New York: | | | | | | | | | |
| Albany | 78,693 | 40,689 | 51.7 | 37,355 | 30,256 | 81.0 | 41,338 | 10,433 | 25.2 |
| Auburn | 25,527 | 13,050 | 51.1 | 12,728 | 9,576 | 75.2 | 12,799 | 3,475 | 27.2 |
| Binghamton | 33,556 | 17,081 | 50.9 | 15,552 | 12,118 | 77.9 | 18,004 | 4,963 | 27.6 |
| Buffalo | 271,246 | 135,002 | 49.8 | 134,033 | 106,340 | 79.3 | 137,213 | 28,662 | 20.9 |
| Elmira | 30,056 | 14,348 | 49.4 | 15,076 | 11,129 | 73.8 | 16,980 | 3,719 | 24.8 |
| New York city | 2,685,168 | 1,469,908 | 54.7 | 1,328,431 | 1,102,471 | 83.0 | 1,356,737 | 367,437 | 27.1 |
| Manhattan and Bronx boroughs | 1,611,853 | 910,182 | 56.5 | 800,368 | 666,308 | 83.3 | 811,485 | 243,874 | 30.1 |
| Brooklyn borough | 905,782 | 475,209 | 52.5 | 442,633 | 367,754 | 83.1 | 463,099 | 107,455 | 23.2 |
| Queens borough | 115,402 | 58,430 | 50.6 | 53,613 | 47,548 | 81.1 | 56,789 | 10,832 | 19.2 |
| Richmond borough | 52,181 | 26,087 | 50.0 | 26,817 | 20,861 | 77.8 | 25,364 | 5,226 | 20.6 |
| Rochester | 131,132 | 69,366 | 52.9 | 61,321 | 49,192 | 79.6 | 69,311 | 20,174 | 29.1 |
| Schenectady | 25,733 | 14,226 | 55.1 | 13,999 | 11,896 | 85.0 | 11,734 | 2,330 | 19.9 |
| Syracuse | 88,565 | 45,663 | 51.6 | 42,687 | 34,628 | 81.1 | 45,789 | 11,035 | 24.1 |
| Troy | 50,367 | 28,935 | 57.4 | 22,828 | 18,407 | 80.6 | 27,539 | 10,528 | 38.2 |
| Utica | 45,894 | 23,956 | 52.2 | 21,562 | 17,077 | 79.2 | 24,332 | 6,379 | 28.3 |
| Yonkers | 37,097 | 19,702 | 53.1 | 17,302 | 14,330 | 80.5 | 19,295 | 5,372 | 27.8 |
| Ohio: | | | | | | | | | |
| Akron | 34,246 | 17,257 | 50.4 | 17,112 | 13,864 | 81.0 | 17,134 | 3,393 | 19.8 |
| Canton | 24,471 | 12,144 | 49.6 | 12,017 | 9,759 | 81.2 | 12,454 | 2,385 | 19.2 |
| Cincinnati | 263,908 | 141,599 | 53.7 | 125,941 | 103,813 | 82.4 | 137,967 | 37,786 | 27.4 |
| Cleveland | 297,631 | 153,856 | 51.7 | 150,409 | 122,505 | 81.4 | 147,272 | 31,351 | 21.3 |
| Columbus | 104,216 | 51,825 | 49.7 | 52,625 | 40,353 | 76.7 | 51,591 | 11,472 | 22.2 |
| Dayton | 69,602 | 35,936 | 51.7 | 34,280 | 28,192 | 82.2 | 35,322 | 7,794 | 22.1 |
| Springfield | 31,370 | 15,495 | 49.4 | 15,302 | 12,686 | 80.3 | 15,568 | 2,809 | 18.0 |
| Toledo | 103,746 | 51,671 | 49.8 | 51,449 | 41,041 | 79.8 | 52,297 | 10,630 | 20.3 |
| Youngstown | 34,853 | 17,942 | 51.5 | 18,452 | 15,212 | 82.4 | 16,401 | 2,730 | 16.6 |
| Oregon: | | | | | | | | | |
| Portland | 76,924 | 47,575 | 61.8 | 46,231 | 40,339 | 87.4 | 30,693 | 7,136 | 23.4 |
| Pennsylvania: | | | | | | | | | |
| Allegheny | 103,061 | 54,976 | 53.3 | 53,137 | 44,031 | 82.9 | 49,924 | 10,945 | 21.9 |
| Allentown | 23,452 | 15,230 | 65.0 | 13,770 | 11,407 | 82.8 | 14,682 | 3,823 | 26.0 |
| Altoona | 30,265 | 14,366 | 47.5 | 14,918 | 12,037 | 80.7 | 15,347 | 2,329 | 15.2 |
| Chester | 27,041 | 15,348 | 56.8 | 13,513 | 11,536 | 85.7 | 13,528 | 3,762 | 27.8 |
| Easton | 20,735 | 10,212 | 49.3 | 10,143 | 7,942 | 78.3 | 10,592 | 2,270 | 21.4 |
| Erie | 41,301 | 20,360 | 49.3 | 20,327 | 16,634 | 79.9 | 20,474 | 3,726 | 18.2 |
| Harrisburg | 40,855 | 20,528 | 50.2 | 19,683 | 15,930 | 80.9 | 21,172 | 4,598 | 21.7 |
| Johnstown | 27,236 | 13,882 | 51.0 | 14,799 | 12,249 | 82.8 | 12,437 | 1,633 | 13.1 |
| Lancaster | 33,669 | 18,393 | 54.6 | 15,572 | 12,939 | 83.1 | 18,097 | 5,454 | 30.1 |
| McKeesport | 25,191 | 12,710 | 50.5 | 13,487 | 11,046 | 81.9 | 11,704 | 1,664 | 14.2 |
| Newcastle | 22,324 | 10,993 | 49.2 | 11,304 | 9,612 | 81.4 | 10,520 | 1,381 | 13.1 |
| Philadelphia | 1,037,157 | 568,923 | 54.9 | 505,531 | 421,270 | 83.3 | 531,626 | 147,653 | 27.8 |
| Pittsburg | 249,848 | 131,520 | 52.6 | 129,327 | 107,902 | 83.4 | 120,521 | 23,613 | 19.6 |
| Reading | 62,890 | 33,780 | 53.7 | 30,978 | 25,816 | 83.3 | 31,912 | 7,964 | 25.0 |
| Scranton | 77,302 | 41,329 | 53.1 | 39,034 | 32,547 | 83.3 | 38,713 | 8,782 | 22.7 |
| Wilkesbarre | 39,561 | 20,410 | 51.6 | 19,161 | 15,593 | 81.4 | 20,400 | 4,817 | 23.6 |
| Williamsport | 23,421 | 11,463 | 48.9 | 10,704 | 8,434 | 78.3 | 12,717 | 3,029 | 23.8 |
| York | 26,795 | 13,338 | 49.8 | 12,945 | 10,423 | 80.5 | 13,850 | 2,915 | 21.0 |
| Rhode Island: | | | | | | | | | |
| Pawtucket | 31,259 | 17,631 | 56.4 | 14,934 | 12,423 | 83.2 | 16,325 | 5,208 | 31.9 |
| Providence | 143,137 | 81,672 | 57.1 | 68,839 | 58,306 | 84.7 | 74,298 | 23,366 | 31.4 |
| Woonsocket | 21,697 | 12,236 | 56.4 | 10,460 | 8,545 | 81.7 | 11,237 | 3,691 | 32.8 |
| South Carolina: | | | | | | | | | |
| Charleston | 44,719 | 24,828 | 55.5 | 20,057 | 15,578 | 77.7 | 24,662 | 9,250 | 37.5 |
| Tennessee: | | | | | | | | | |
| Chattanooga | 24,558 | 13,839 | 56.4 | 12,299 | 10,178 | 82.8 | 12,259 | 3,661 | 29.9 |
| Knoxville | 26,229 | 13,093 | 49.9 | 12,588 | 9,729 | 77.3 | 13,641 | 3,364 | 24.7 |
| Memphis | 82,065 | 50,468 | 61.5 | 41,776 | 35,665 | 85.4 | 40,239 | 14,303 | 36.7 |
| Nashville | 65,754 | 36,214 | 55.1 | 30,775 | 24,734 | 80.5 | 34,979 | 11,430 | 32.7 |
| Texas: | | | | | | | | | |
| Dallas | 34,304 | 18,393 | 53.6 | 17,110 | 13,904 | 81.3 | 17,194 | 4,489 | 26.1 |
| Fort Worth | 21,099 | 11,045 | 52.3 | 10,823 | 8,779 | 81.1 | 10,276 | 2,266 | 22.1 |
| Galveston | 29,965 | 15,875 | 53.0 | 14,743 | 12,021 | 81.5 | 15,222 | 3,854 | 25.3 |
| Houston | 36,194 | 19,801 | 54.7 | 18,398 | 14,927 | 81.1 | 17,796 | 4,874 | 27.4 |
| San Antonio | 41,533 | 19,140 | 46.1 | 20,253 | 15,106 | 74.6 | 21,230 | 4,034 | 19.0 |

*

STATISTICS OF POPULATION.

TABLE LXXXVI.—Number and percentage of total persons, and of males and females, 10 years of age and over engaged in gainful occupations, for cities having 25,000 inhabitants or more: 1900—Continued.

| CITIES. | POPULATION 10 YEARS OF AGE AND OVER. | | | MALES 10 YEARS OF AGE AND OVER. | | | FEMALES 10 YEARS OF AGE AND OVER. | | |
|----------------------|--------------------------------------|---------------------------------|-----------|---------------------------------|---------------------------------|-----------|-----------------------------------|---------------------------------|-----------|
| | Total. | Engaged in gainful occupations. | | Total. | Engaged in gainful occupations. | | Total. | Engaged in gainful occupations. | |
| | | Number. | Per cent. | | Number. | Per cent. | | Number. | Per cent. |
| Utah: | | | | | | | | | |
| Salt Lake City | 40,526 | 18,291 | 45.1 | 19,204 | 14,339 | 74.7 | 21,322 | 3,952 | 18.5 |
| Virginia: | | | | | | | | | |
| Norfolk | 37,696 | 22,371 | 59.3 | 18,248 | 15,397 | 84.4 | 19,448 | 6,974 | 35.9 |
| Richmond | 69,309 | 37,392 | 53.9 | 32,142 | 24,976 | 77.7 | 37,167 | 12,416 | 33.4 |
| Washington: | | | | | | | | | |
| Seattle | 69,505 | 44,868 | 64.6 | 45,918 | 40,094 | 87.3 | 23,587 | 4,774 | 20.2 |
| Spokane | 30,477 | 17,815 | 58.5 | 17,939 | 15,356 | 85.6 | 12,588 | 2,459 | 19.6 |
| Tacoma | 30,434 | 16,929 | 55.6 | 17,508 | 14,706 | 84.0 | 12,931 | 2,223 | 17.2 |
| West Virginia: | | | | | | | | | |
| Wheeling | 31,193 | 15,664 | 50.2 | 15,090 | 12,308 | 81.6 | 16,103 | 3,356 | 20.8 |
| Wisconsin: | | | | | | | | | |
| La Crosse | 22,287 | 10,562 | 47.4 | 10,658 | 7,937 | 74.5 | 11,629 | 2,625 | 22.6 |
| Milwaukee | 216,358 | 111,554 | 51.6 | 105,784 | 85,157 | 80.5 | 110,572 | 26,399 | 23.9 |
| Oshkosh | 22,004 | 10,473 | 47.6 | 10,447 | 8,022 | 76.8 | 11,557 | 2,451 | 21.2 |
| Racine | 22,377 | 11,566 | 51.7 | 11,323 | 9,294 | 82.1 | 11,054 | 2,272 | 20.6 |
| Superior | 23,558 | 13,633 | 57.9 | 13,902 | 11,807 | 84.9 | 9,656 | 1,826 | 18.9 |

The same conditions which affect the proportion of gainful workers in the states and territories are apparent in the principal cities of the country. The largest proportions of persons at work are found in those cities in the Western states in which there is a large excess of adult males, and in those cities of the Eastern states in which large numbers of women and children are employed in mills and factories. There is also a considerable proportion of persons at work in many of the Southern cities, in cases where there is a large

proportion of workers among the colored population in these cities, particularly of women in domestic and personal service.

In all the cities in which the proportion of workers is influenced by the conditions cited, there is upward of three-fifths of the population 10 years of age and over in 1900 at work, the largest proportions being found in the Western cities—64.6 for Seattle, Wash., 63.8 for South Omaha, Nebr., and 63.2 for Butte, Mont.

DWELLINGS AND FAMILIES.

A dwelling, for census purposes, is a place in which, at the time of the census, one or more persons regularly sleep. It need not be a house in the usual sense of the word, but may be, for example, a room in a factory, store, or office building, a loft over a stable, a canal boat, a tent, or a wigwam. The term also includes a hotel, boarding or lodging house, a tenement or apartment house, an institution or school building if it complies with the condition just mentioned, as well as the ordinary dwelling house.

The whole number of dwellings occupied by one or more persons in 1900, in accordance with this definition, is 14,474,777 for the entire area of enumeration and 14,430,145 for the mainland of the United States, as shown by the following summary:

| CENSUS YEARS. | Total population. | Total dwellings. | Persons to a dwelling. |
|--------------------------|-------------------|------------------|------------------------|
| 1900 (entire area) | 76,303,387 | 14,474,777 | 5.3 |
| 1900 (mainland) | 75,994,575 | 14,430,145 | 5.3 |
| 1890 | 62,622,260 | 11,483,318 | 5.5 |
| 1880 | 50,155,783 | 8,955,812 | 5.6 |

As the number of dwellings reported in 1860 and 1870 includes both occupied and unoccupied dwellings, no comparisons are made with census statistics prior to 1880.

The figures given in 1900 for the mainland of the United States are not strictly comparable with those for preceding censuses, on account of the inclusion in 1900 of Indians and other persons in Indian Territory and on Indian reservations, for whom the statistics of dwellings and families in 1880 and 1890 are not available.

There is an average of 5.3 persons to a dwelling in 1900 as compared with 5.5 in 1890 and 5.6 in 1880.

The average number of persons to a dwelling varies in the several states and territories according to the conditions of settlement and the relative density of the population in the different sections of the country, as shown by table LXXXVII. The largest number of persons to a dwelling, on the average, in any state or territory in 1900 is that for New York—7 persons. The average in Rhode Island is 6.3 and in Massachusetts, 6.2. The average in New York has increased from 6.7 in 1890 to 7 in 1900, largely on account of the

congested conditions under which the greater part of the population of New York city lives; in Rhode Island and Massachusetts, on the other hand, the average number of persons to a dwelling in 1900 is slightly less than it was in 1890. There has been a slight increase in 1900 as compared with 1890 in the average number of persons to a dwelling in New Jersey, North Dakota, South

Dakota, and Oklahoma, but in the remaining states and territories the average has either fallen somewhat or remains the same as in 1890. The least number of persons to a dwelling shown for 1900 is 3.9 in the case of Nevada, a condition that is largely due to the decreasing population of the state.

TABLE LXXXVII.—Total dwellings and persons to a dwelling, by states and territories arranged geographically: 1880 to 1900.

| STATES AND TERRITORIES. | 1900 | | | 1890 | | | 1880 | | |
|--------------------------------------|-------------------|------------------|------------------------|-------------------|------------------|------------------------|-------------------|------------------|------------------------|
| | Total population. | Total dwellings. | Persons to a dwelling. | Total population. | Total dwellings. | Persons to a dwelling. | Total population. | Total dwellings. | Persons to a dwelling. |
| The United States ¹ | 76,303,387 | 14,474,777 | 5.3 | 62,622,250 | 11,488,318 | 5.5 | 50,155,783 | 8,955,812 | 5.6 |
| North Atlantic division | 21,046,695 | 3,581,468 | 5.9 | 17,401,545 | 2,962,345 | 5.9 | 14,507,407 | 2,430,182 | 6.0 |
| Maine | 694,466 | 148,507 | 4.7 | 661,086 | 135,255 | 4.9 | 648,936 | 124,959 | 5.2 |
| New Hampshire | 411,588 | 86,685 | 4.8 | 376,530 | 76,665 | 4.9 | 346,991 | 68,381 | 5.1 |
| Vermont | 343,641 | 76,021 | 4.6 | 332,422 | 69,817 | 4.8 | 332,286 | 66,769 | 5.0 |
| Massachusetts | 2,805,346 | 451,362 | 6.2 | 2,238,943 | 355,280 | 6.3 | 1,788,085 | 281,188 | 6.3 |
| Rhode Island | 428,556 | 67,816 | 6.3 | 345,506 | 52,250 | 6.6 | 276,531 | 41,388 | 6.7 |
| Connecticut | 908,420 | 159,677 | 5.7 | 746,258 | 130,779 | 5.7 | 622,700 | 108,458 | 5.7 |
| New York | 7,268,894 | 1,035,180 | 7.0 | 5,997,853 | 895,593 | 6.7 | 5,082,871 | 772,512 | 6.6 |
| New Jersey | 1,883,669 | 321,032 | 5.9 | 1,444,933 | 247,342 | 5.8 | 1,131,116 | 190,403 | 5.9 |
| Pennsylvania | 6,802,115 | 1,236,238 | 5.1 | 5,258,014 | 999,364 | 5.3 | 4,282,891 | 776,124 | 5.5 |
| South Atlantic division | 10,443,480 | 2,006,696 | 5.2 | 8,867,920 | 1,626,372 | 5.4 | 7,597,197 | 1,383,493 | 5.5 |
| Delaware | 184,785 | 38,191 | 4.8 | 168,493 | 33,882 | 5.0 | 146,608 | 27,215 | 5.4 |
| Maryland | 1,188,044 | 221,706 | 5.4 | 1,042,390 | 184,204 | 5.7 | 934,943 | 155,070 | 6.0 |
| District of Columbia | 278,718 | 49,385 | 5.6 | 230,392 | 38,798 | 5.9 | 177,624 | 28,687 | 6.2 |
| Virginia | 1,854,184 | 347,159 | 5.3 | 1,655,980 | 292,654 | 5.7 | 1,512,565 | 265,611 | 5.7 |
| West Virginia | 958,800 | 180,715 | 5.3 | 762,794 | 136,378 | 5.6 | 618,457 | 108,349 | 5.7 |
| North Carolina | 1,893,810 | 360,491 | 5.3 | 1,617,947 | 301,571 | 5.4 | 1,399,750 | 264,305 | 5.3 |
| South Carolina | 1,340,316 | 259,302 | 5.2 | 1,151,149 | 217,195 | 5.3 | 995,577 | 191,914 | 5.2 |
| Georgia | 2,216,331 | 436,153 | 5.1 | 1,837,353 | 342,874 | 5.4 | 1,542,180 | 289,474 | 5.3 |
| Florida | 528,542 | 113,594 | 4.7 | 391,422 | 78,816 | 5.0 | 269,498 | 52,868 | 5.1 |
| North Central division | 26,333,004 | 5,228,408 | 5.0 | 22,362,279 | 4,287,486 | 5.2 | 17,364,111 | 3,172,734 | 5.5 |
| Ohio | 4,157,545 | 857,636 | 4.8 | 3,672,316 | 720,414 | 5.1 | 3,198,062 | 586,664 | 5.5 |
| Indiana | 2,516,462 | 552,495 | 4.6 | 2,192,404 | 452,043 | 4.8 | 1,978,301 | 375,225 | 5.3 |
| Illinois | 4,821,550 | 845,836 | 5.7 | 3,826,351 | 669,812 | 5.7 | 3,077,871 | 538,221 | 5.7 |
| Michigan | 2,420,982 | 521,648 | 4.6 | 2,093,889 | 434,370 | 4.8 | 1,636,937 | 321,514 | 5.1 |
| Wisconsin | 2,069,042 | 398,017 | 5.2 | 1,686,880 | 316,163 | 5.3 | 1,315,497 | 239,361 | 5.5 |
| Minnesota | 1,751,394 | 317,037 | 5.5 | 1,301,826 | 229,678 | 5.7 | 780,773 | 136,458 | 5.7 |
| Iowa | 2,231,853 | 468,682 | 4.8 | 1,911,896 | 379,318 | 5.0 | 1,624,615 | 301,507 | 5.4 |
| Missouri | 3,106,665 | 593,528 | 5.2 | 2,679,184 | 485,320 | 5.5 | 2,168,380 | 369,180 | 5.9 |
| North Dakota | 319,146 | 63,319 | 5.0 | 182,719 | 37,918 | 4.8 | 135,177 | 29,324 | 4.6 |
| South Dakota | 401,570 | 81,863 | 4.9 | 328,808 | 68,894 | 4.8 | 229,324 | 48,848 | 5.3 |
| Nebraska | 1,066,300 | 213,972 | 5.0 | 1,058,910 | 201,470 | 5.3 | 452,402 | 85,848 | 5.3 |
| Kansas | 1,470,495 | 314,375 | 4.7 | 1,427,096 | 292,086 | 4.9 | 996,096 | 189,432 | 5.3 |
| South Central division | 14,080,047 | 2,737,801 | 5.1 | 10,972,893 | 2,007,279 | 5.5 | 8,919,371 | 1,623,664 | 5.5 |
| Kentucky | 2,147,174 | 413,974 | 5.2 | 1,858,635 | 335,990 | 5.5 | 1,648,690 | 286,600 | 5.8 |
| Tennessee | 2,020,616 | 385,583 | 5.2 | 1,767,518 | 323,136 | 5.5 | 1,542,359 | 276,734 | 5.6 |
| Alabama | 1,828,697 | 362,295 | 5.0 | 1,513,017 | 281,602 | 5.4 | 1,262,505 | 240,227 | 5.3 |
| Mississippi | 1,551,270 | 310,963 | 5.0 | 1,289,600 | 235,656 | 5.5 | 1,131,597 | 208,297 | 5.4 |
| Louisiana | 1,381,625 | 269,395 | 5.1 | 1,118,587 | 204,341 | 5.5 | 939,946 | 174,867 | 5.4 |
| Texas | 3,048,710 | 575,734 | 5.3 | 2,235,523 | 402,422 | 5.6 | 1,591,749 | 287,562 | 5.5 |
| Indian Territory | 392,060 | 75,539 | 5.2 | | | | | | |
| Oklahoma | 398,331 | 85,309 | 4.7 | 61,834 | 14,942 | 4.1 | | | |
| Arkansas | 1,311,564 | 259,004 | 5.1 | 1,128,179 | 209,190 | 5.4 | 802,525 | 149,377 | 5.4 |
| Western division | 4,091,349 | 875,772 | 4.7 | 3,027,613 | 599,836 | 5.0 | 1,767,697 | 345,739 | 5.1 |
| Montana | 243,329 | 53,779 | 4.5 | 132,159 | 26,934 | 4.9 | 39,159 | 9,205 | 4.3 |
| Wyoming | 92,531 | 19,664 | 4.7 | 60,705 | 11,880 | 5.1 | 20,789 | 4,282 | 4.9 |
| Colorado | 539,700 | 120,364 | 4.5 | 412,198 | 81,127 | 5.1 | 194,327 | 39,018 | 5.0 |
| New Mexico | 195,310 | 44,903 | 4.3 | 153,593 | 34,671 | 4.4 | 119,565 | 26,311 | 4.5 |
| Arizona | 122,931 | 28,763 | 4.3 | 59,620 | 13,338 | 4.5 | 40,440 | 9,038 | 4.5 |
| Utah | 276,749 | 53,490 | 5.2 | 207,905 | 37,285 | 5.6 | 143,963 | 26,710 | 5.4 |
| Nevada | 42,335 | 10,960 | 3.9 | 45,761 | 10,066 | 4.5 | 62,266 | 14,557 | 4.3 |
| Idaho | 161,772 | 36,487 | 4.4 | 84,385 | 17,852 | 4.7 | 32,610 | 7,700 | 4.2 |
| Washington | 513,103 | 106,622 | 4.9 | 349,390 | 68,833 | 5.1 | 75,116 | 15,512 | 4.8 |
| Oregon | 413,536 | 87,523 | 4.7 | 313,767 | 61,925 | 5.1 | 174,768 | 32,374 | 5.4 |
| California | 1,485,053 | 313,217 | 4.7 | 1,208,130 | 235,925 | 5.1 | 864,694 | 161,037 | 5.4 |
| Alaska | 63,592 | 10,565 | 6.0 | | | | | | |
| Hawaii | 154,001 | 32,366 | 4.8 | | | | | | |

¹ Includes in 1900 persons in the military and naval service of the United States (including civilian employees, etc.) stationed abroad, not credited to any state or territory.
² Dakota territory.

The word family has a much wider application, as used for census purposes, than it has in ordinary speech. As a census term, it may stand for a group of individuals who occupy jointly a dwelling place or part of a dwelling place or for an individual living alone in any place of abode. All the occupants and employees of a hotel, if they regularly sleep there, make up a single family, because they occupy one dwelling place; and persons living alone in cabins, huts, or tents; persons occupying a room or rooms in public buildings, stores, warehouses, factories, or stables; and persons sleeping on river boats, canal boats, barges, etc., if they have no other usual place of abode, are regarded as families.

The whole number of families enumerated at the census of 1900, on this basis, is 16,239,797 for the entire area of enumeration and 16,187,715 for the mainland of the United States, as shown by the following summary, in comparison with similar figures for preceding censuses:

| CENSUS YEARS. | Total population. | Total families. | Persons to a family. |
|-------------------------|-------------------|-----------------|----------------------|
| 1900 (entire area)..... | 76,303,337 | 16,239,797 | 4.7 |
| 1900 (mainland)..... | 75,994,575 | 16,187,715 | 4.7 |
| 1890..... | 62,622,250 | 12,690,152 | 4.9 |
| 1880..... | 50,155,783 | 9,945,916 | 5.0 |
| 1870..... | 38,553,371 | 7,579,363 | 5.1 |
| 1860..... | 27,489,561 | 5,210,934 | 5.3 |
| 1850..... | 19,937,563 | 3,598,240 | 5.6 |

¹Families returned for free population only.

The average size of the family—that is, the number of persons to each family on the average—has decreased steadily, being 4.7 in 1900 as against 5 in 1880 and 5.6 in 1850. The number of families was returned at the

censuses of 1850 and 1860 for the free population only.

A separate presentation is made in 1900 of private families as distinguished from all other kinds of families, and the results of this special tabulation are given for the several states and territories in table 95 (page 605), and for the principal cities in table 96 (page 606), of the general tables. The total number of families in 1900, for the entire area of enumeration and for the mainland of the United States, is classified by kind of family in the following summary:

| KIND OF FAMILY. | Entire area of enumeration. | Mainland of the United States. |
|------------------|-----------------------------|--------------------------------|
| Aggregate..... | 16,239,797 | 16,187,715 |
| Private..... | 16,006,437 | 15,963,965 |
| Hotel..... | 55,675 | 55,560 |
| Boarding..... | 68,482 | 68,394 |
| School..... | 2,696 | 2,680 |
| Institution..... | 8,495 | 8,442 |
| Other..... | 98,012 | 88,674 |

Under the heading of "other" families, as stated in the footnote to tables 95 and 96, are included groups of laborers at work on farms and plantations, railroads, roads, etc.; groups of miners and lumbermen in camps, etc.; crews of boats and vessels; soldiers and sailors at military posts and stations and on naval vessels; and miscellaneous groups of persons lodging together but having no family relationship.

The number of families of the different kinds, the number of persons belonging to these families, and the average size of each kind of family in 1900 are shown for the mainland of the United States by geographic divisions as follows:

| GEOGRAPHIC DIVISIONS. | ALL FAMILIES. | | | PRIVATE. | | | HOTEL. | | |
|------------------------------|---------------|-------------------------|---------------|------------|-------------------------|---------------|---------|-------------------------|---------------|
| | Number. | Population represented. | Average size. | Number. | Population represented. | Average size. | Number. | Population represented. | Average size. |
| The United States..... | 16,187,715 | 75,994,575 | 4.7 | 15,963,965 | 73,410,992 | 4.6 | 55,560 | 658,008 | 11.8 |
| North Atlantic division..... | 4,623,740 | 21,046,695 | 4.6 | 4,557,266 | 20,180,490 | 4.4 | 21,130 | 211,319 | 10.0 |
| South Atlantic division..... | 2,101,757 | 10,443,480 | 5.0 | 2,078,603 | 10,222,343 | 4.9 | 3,084 | 31,685 | 10.3 |
| North Central division..... | 5,695,250 | 26,333,004 | 4.6 | 5,632,543 | 25,512,205 | 4.5 | 20,361 | 269,640 | 13.2 |
| South Central division..... | 2,836,316 | 14,080,047 | 5.0 | 2,803,210 | 13,824,337 | 4.9 | 5,071 | 51,971 | 10.2 |
| Western division..... | 930,652 | 4,091,349 | 4.4 | 887,333 | 3,671,617 | 4.1 | 5,914 | 93,393 | 15.8 |

| GEOGRAPHIC DIVISIONS. | BOARDING. | | | SCHOOL AND INSTITUTION. | | | OTHER. | | |
|------------------------------|-----------|-------------------------|---------------|-------------------------|-------------------------|---------------|---------|-------------------------|---------------|
| | Number. | Population represented. | Average size. | Number. | Population represented. | Average size. | Number. | Population represented. | Average size. |
| The United States..... | 68,394 | 670,428 | 9.8 | 11,122 | 767,069 | 69.0 | 88,674 | 438,078 | 5.5 |
| North Atlantic division..... | 24,867 | 251,329 | 10.1 | 3,599 | 308,066 | 85.6 | 16,378 | 94,991 | 5.6 |
| South Atlantic division..... | 6,004 | 53,009 | 8.8 | 1,406 | 77,788 | 55.3 | 12,660 | 58,675 | 4.6 |
| North Central division..... | 20,980 | 200,181 | 9.5 | 3,610 | 248,325 | 68.8 | 17,751 | 102,653 | 5.8 |
| South Central division..... | 8,141 | 68,792 | 8.5 | 1,589 | 74,044 | 46.6 | 13,305 | 60,903 | 4.6 |
| Western division..... | 8,402 | 96,617 | 11.5 | 918 | 58,866 | 64.1 | 28,080 | 170,856 | 6.1 |

According to this summary, there are 55,560 hotel families in 1900, representing an aggregate population of 658,008 and having on the average not quite 12 persons to a family. There is a slightly larger aggregate number of persons contained in boarding and lodging families, or a population of 670,428 for 68,394 families, with an average of not quite 10 persons to each family. The 123,954 families living in either hotels or boarding and lodging houses represent an aggregate population of 1,328,436 and constitute 1.7 per cent of the total

population; and if to this are added the persons in school and institution and "other" families, the total number of persons represented by families other than private in 1900 is found to be 2,583,583, or 3.4 per cent of the entire population of the mainland of the United States.

The excess of families over dwellings is shown by geographic divisions for the mainland of the United States in 1900, in comparison with similar figures for 1880 and 1890, in the following summary:

| GEOGRAPHIC DIVISIONS. | Number of dwellings in 1900. | Number of families in 1900. | [EXCESS OF FAMILIES OVER DWELLINGS.] | | | | | |
|-------------------------------|------------------------------|-----------------------------|--------------------------------------|-----------------------------|-----------|-----------------------------|---------|-----------------------------|
| | | | 1900 | | 1890 | | 1880 | |
| | | | Number. | Per cent of total families. | Number. | Per cent of total families. | Number. | Per cent of total families. |
| The United States | 14,430,145 | 16,187,715 | 1,757,570 | 10.9 | 1,206,834 | 9.5 | 990,104 | 10.0 |
| North Atlantic division | 3,581,468 | 4,623,740 | 1,042,272 | 22.5 | 749,897 | 20.2 | 593,559 | 19.6 |
| South Atlantic division | 2,006,696 | 2,101,757 | 95,061 | 4.5 | 61,395 | 3.6 | 79,868 | 5.5 |
| North Central division | 5,228,408 | 5,695,250 | 466,842 | 8.2 | 311,119 | 6.8 | 216,283 | 6.4 |
| South Central division | 2,737,801 | 2,836,316 | 98,515 | 3.5 | 68,841 | 3.1 | 73,886 | 4.4 |
| Western division | 875,772 | 980,652 | 54,880 | 5.9 | 20,582 | 3.3 | 26,508 | 7.1 |

The excess of families over occupied dwellings in 1900 for the mainland of the United States is 1,757,570, which is 10.9 per cent of the whole number of families reported. At the census of 1890 there was an excess of 1,206,834 families, equivalent to 9.5 per cent, and at the census of 1880 an excess of 990,104, equivalent to 10 per cent, of all the families reported. The excess of families over dwellings in the North Atlantic division constitutes 22.5 per cent of all the families in the division in 1900 as against 20.2 per cent in 1890 and 19.6 per cent in 1880. Comparison of these percentages with the relatively small proportions for the other divisions shows that the concentration of families in dwellings is principally confined to the Northeastern section of the country, where the population is largely living under urban conditions. Practically three-fifths of the total excess for the entire country in 1900 is in the North Atlantic division, the major portion in this division being found in New York and Massachusetts, as shown by the following statement:

| STATES. | EXCESS OF FAMILIES OVER DWELLINGS. | | | | | |
|-------------------------------|------------------------------------|-----------------------------|---------|-----------------------------|---------|-----------------------------|
| | 1900 | | 1890 | | 1880 | |
| | Number. | Per cent of total families. | Number. | Per cent of total families. | Number. | Per cent of total families. |
| North Atlantic division | 1,042,272 | 22.5 | 749,897 | 20.2 | 593,559 | 19.6 |
| Maine | 14,837 | 9.1 | 15,100 | 10.0 | 16,884 | 11.9 |
| New Hampshire | 11,267 | 11.5 | 10,683 | 12.2 | 11,905 | 14.8 |
| Vermont | 6,441 | 7.9 | 6,052 | 8.0 | 6,323 | 8.7 |
| Massachusetts | 162,297 | 26.4 | 124,510 | 26.0 | 98,522 | 25.9 |
| Rhode Island | 26,363 | 28.0 | 22,760 | 30.3 | 18,871 | 31.3 |
| Connecticut | 43,747 | 21.5 | 35,111 | 21.2 | 28,427 | 20.8 |
| New York | 599,343 | 36.7 | 412,422 | 31.5 | 306,393 | 28.4 |
| New Jersey | 94,190 | 22.7 | 60,997 | 19.8 | 41,906 | 18.0 |
| Pennsylvania | 83,787 | 6.3 | 62,262 | 5.9 | 64,323 | 7.7 |

The number and average size of families in 1880, 1890, and 1900, and of private families in 1900, are presented by states and territories in table LXXXVIII (page clx).

The average size of family has increased since 1890 in North Dakota, South Dakota, and Oklahoma only—from 4.7 to 4.9, 4.7 to 4.8, and 4.1 to 4.6, respectively. In each of the remaining states and territories the average size of family has decreased slightly, with the exception of Connecticut and Rhode Island, in which the average for 1900 is practically the same as for 1890. There was an increase in the average size of family in 1890 as compared with 1880 in very nearly all of the states and territories of the Western division and in several of those in the South Atlantic and South Central divisions. The decrease in practically all of these states and territories since 1890 is due for the most part to differences in the conditions of settlement now as compared with twenty years ago. In newly settled communities the average size of family is small at first, but increases steadily, as settlement goes on, until a maximum is reached, after which the average size of family is likely to be somewhat decreased.

The elimination of families other than private does not affect particularly the average size of family for areas as large as states and territories, as is shown by the figures contained in table LXXXVIII, except in those cases where a considerable proportion of the population is not living under normal conditions, as, for example, in Montana, where the average is reduced from 4.4 for all families to 4 for private families, and in Wyoming, where it is similarly reduced from 4.6 to 4.2. The decrease in the average size of private families as compared with that for all families is also particularly noticeable in Alaska, where it falls from 4.7 to 3.3, and to a somewhat less extent in Hawaii, where it becomes 3.7 for private families as against 4.2 for all families.

STATISTICS OF POPULATION.

TABLE LXXXVIII.—Total families and persons to a family in 1880, 1890, and 1900, and private families and persons to a private family in 1900, by states and territories arranged geographically.

| STATES AND TERRITORIES. | ALL FAMILIES: 1900. | | | PRIVATE FAMILIES: 1900. | | | ALL FAMILIES: 1890. | | | ALL FAMILIES: 1880. | | |
|--------------------------------------|---------------------|------------------|------------------|-------------------------|------------------|------------------|---------------------|------------------|------------------|---------------------|------------------|------------------|
| | Number. | Popula- tion. | Average size. | Number. | Popula- tion. | Average size. | Number. | Popula- tion. | Average size. | Number. | Popula- tion. | Average size. |
| The United States ¹ | 16,289,797 | 76,303,387 | 4.7 | 16,006,437 | 73,562,195 | 4.6 | 12,690,152 | 62,622,250 | 4.9 | 9,945,916 | 50,155,783 | 5.0 |
| North Atlantic division | 4,623,740 | 21,046,695 | 4.6 | 4,557,266 | 20,180,490 | 4.4 | 3,712,242 | 17,401,545 | 4.7 | 3,023,741 | 14,507,407 | 4.8 |
| Maine | 163,344 | 694,466 | 4.3 | 161,588 | 670,067 | 4.1 | 150,355 | 661,086 | 4.4 | 141,843 | 648,936 | 4.6 |
| New Hampshire | 97,902 | 411,588 | 4.2 | 96,534 | 394,378 | 4.1 | 87,348 | 376,530 | 4.3 | 80,285 | 346,991 | 4.3 |
| Vermont | 81,462 | 343,641 | 4.2 | 80,559 | 332,800 | 4.1 | 75,869 | 332,422 | 4.4 | 73,092 | 332,286 | 4.5 |
| Massachusetts | 613,659 | 2,805,346 | 4.6 | 604,873 | 2,672,527 | 4.4 | 479,790 | 2,238,943 | 4.7 | 379,710 | 1,783,085 | 4.7 |
| Rhode Island | 94,179 | 423,556 | 4.6 | 92,735 | 409,713 | 4.4 | 75,010 | 345,506 | 4.6 | 60,259 | 276,531 | 4.6 |
| Connecticut | 203,424 | 908,420 | 4.5 | 200,640 | 871,643 | 4.3 | 165,890 | 746,258 | 4.5 | 136,885 | 622,700 | 4.5 |
| New York | 1,634,523 | 7,268,894 | 4.4 | 1,608,170 | 6,922,981 | 4.3 | 1,308,015 | 5,997,853 | 4.6 | 1,078,905 | 5,082,871 | 4.7 |
| New Jersey | 415,222 | 1,833,669 | 4.5 | 408,993 | 1,819,831 | 4.4 | 308,839 | 1,444,933 | 4.7 | 232,309 | 1,131,116 | 4.9 |
| Pennsylvania | 1,320,025 | 6,302,115 | 4.8 | 1,303,174 | 6,036,595 | 4.7 | 1,061,626 | 5,258,014 | 5.0 | 840,452 | 4,282,891 | 5.1 |
| South Atlantic division | 2,101,757 | 10,443,480 | 5.0 | 2,073,603 | 10,222,343 | 4.9 | 1,687,767 | 8,857,920 | 5.2 | 1,463,361 | 7,597,197 | 5.2 |
| Delaware | 39,446 | 184,735 | 4.7 | 39,007 | 179,833 | 4.6 | 34,578 | 168,493 | 4.9 | 28,253 | 146,608 | 5.2 |
| Maryland | 242,331 | 1,133,044 | 4.9 | 239,837 | 1,162,972 | 4.8 | 202,179 | 1,042,390 | 5.2 | 175,313 | 934,943 | 5.3 |
| District of Columbia .. | 56,678 | 278,718 | 4.9 | 55,465 | 261,233 | 4.7 | 43,967 | 230,392 | 5.2 | 34,896 | 177,624 | 5.1 |
| Virginia | 364,517 | 1,854,184 | 5.1 | 360,749 | 1,813,217 | 5.0 | 304,673 | 1,655,980 | 5.4 | 282,355 | 1,512,565 | 5.4 |
| West Virginia | 186,291 | 953,800 | 5.1 | 183,780 | 934,639 | 5.1 | 140,359 | 762,794 | 5.4 | 111,732 | 618,457 | 5.5 |
| North Carolina | 370,072 | 1,893,810 | 5.1 | 367,565 | 1,871,311 | 5.1 | 306,952 | 1,617,947 | 5.3 | 270,994 | 1,399,750 | 5.2 |
| South Carolina | 269,864 | 1,340,316 | 5.0 | 267,859 | 1,322,913 | 4.9 | 222,941 | 1,151,149 | 5.2 | 202,062 | 995,577 | 4.9 |
| Georgia | 455,557 | 2,216,331 | 4.9 | 450,712 | 2,177,305 | 4.8 | 352,059 | 1,837,353 | 5.2 | 303,060 | 1,542,130 | 5.1 |
| Florida | 117,001 | 528,542 | 4.5 | 113,629 | 508,915 | 4.5 | 80,059 | 391,422 | 4.9 | 54,691 | 269,493 | 4.9 |
| North Central division | 5,695,250 | 26,333,004 | 4.6 | 5,632,548 | 25,512,205 | 4.5 | 4,593,605 | 22,362,279 | 4.9 | 3,389,017 | 17,364,111 | 5.1 |
| Ohio | 944,433 | 4,157,545 | 4.4 | 934,674 | 4,023,125 | 4.3 | 785,291 | 3,672,316 | 4.7 | 641,907 | 3,193,082 | 5.0 |
| Indiana | 571,513 | 2,516,462 | 4.4 | 567,072 | 2,460,026 | 4.3 | 467,146 | 2,192,404 | 4.7 | 391,203 | 1,973,301 | 5.1 |
| Illinois | 1,036,153 | 4,821,550 | 4.7 | 1,024,139 | 4,664,631 | 4.6 | 773,015 | 3,826,351 | 4.9 | 591,934 | 3,077,871 | 5.2 |
| Michigan | 548,094 | 2,420,982 | 4.4 | 542,358 | 2,345,543 | 4.3 | 455,004 | 2,093,889 | 4.6 | 336,973 | 1,636,937 | 4.9 |
| Wisconsin | 426,063 | 2,069,042 | 4.9 | 420,327 | 1,991,415 | 4.7 | 335,456 | 1,686,880 | 5.0 | 251,530 | 1,315,497 | 5.2 |
| Minnesota | 342,658 | 1,751,394 | 5.1 | 337,234 | 1,669,015 | 4.9 | 247,975 | 1,301,826 | 5.2 | 143,374 | 780,773 | 5.4 |
| Iowa | 480,878 | 2,231,853 | 4.6 | 476,710 | 2,177,934 | 4.6 | 383,517 | 1,911,896 | 4.9 | 310,894 | 1,624,615 | 5.2 |
| Missouri | 654,333 | 3,106,665 | 4.7 | 646,372 | 3,012,952 | 4.7 | 523,295 | 2,679,184 | 5.1 | 403,136 | 2,163,330 | 5.4 |
| North Dakota | 64,690 | 319,146 | 4.9 | 63,360 | 305,333 | 4.8 | 38,473 | 182,719 | 4.7 | 231,202 | 1,135,177 | 4.3 |
| South Dakota | 83,536 | 401,570 | 4.8 | 82,290 | 388,013 | 4.7 | 70,250 | 323,808 | 4.7 | 213,202 | 1,135,177 | 4.3 |
| Nebraska | 220,947 | 1,066,300 | 4.8 | 217,990 | 1,030,239 | 4.7 | 206,320 | 1,058,910 | 5.1 | 89,135 | 452,402 | 5.1 |
| Kansas | 321,947 | 1,470,495 | 4.6 | 319,422 | 1,433,919 | 4.5 | 297,358 | 1,427,096 | 4.8 | 197,679 | 996,096 | 5.0 |
| South Central division | 2,836,316 | 14,080,047 | 5.0 | 2,808,210 | 13,824,337 | 4.9 | 2,071,120 | 10,972,893 | 5.3 | 1,697,550 | 8,919,371 | 5.3 |
| Kentucky | 437,054 | 2,147,174 | 4.9 | 434,228 | 2,112,452 | 4.9 | 354,463 | 1,853,635 | 5.2 | 302,631 | 1,643,690 | 5.4 |
| Tennessee | 402,536 | 2,020,616 | 5.0 | 399,017 | 1,982,406 | 5.0 | 334,194 | 1,767,513 | 5.3 | 236,539 | 1,542,359 | 5.4 |
| Alabama | 374,765 | 1,823,697 | 4.9 | 370,980 | 1,799,695 | 4.9 | 287,292 | 1,513,017 | 5.3 | 243,961 | 1,262,505 | 5.1 |
| Mississippi | 318,943 | 1,551,270 | 4.9 | 316,114 | 1,529,042 | 4.8 | 241,143 | 1,239,600 | 5.3 | 215,055 | 1,131,597 | 5.3 |
| Louisiana | 284,875 | 1,331,625 | 4.8 | 281,449 | 1,351,320 | 4.8 | 214,123 | 1,113,537 | 5.2 | 192,833 | 939,946 | 4.9 |
| Texas | 539,291 | 3,043,710 | 5.2 | 532,055 | 2,933,793 | 5.1 | 411,251 | 2,235,523 | 5.4 | 297,259 | 1,591,749 | 5.4 |
| Indian Territory | 76,701 | 392,060 | 5.1 | 76,017 | 386,633 | 5.1 | — | — | — | — | — | — |
| Oklahoma | 86,908 | 398,331 | 4.6 | 85,929 | 388,356 | 4.5 | 15,029 | 61,334 | 4.1 | — | — | — |
| Arkansas | 265,238 | 1,311,564 | 4.9 | 262,421 | 1,290,090 | 4.9 | 213,620 | 1,123,179 | 5.3 | 154,272 | 802,525 | 5.2 |
| Western division | 930,652 | 4,091,349 | 4.4 | 887,338 | 3,671,617 | 4.1 | 620,413 | 3,027,613 | 4.9 | 372,247 | 1,767,697 | 4.7 |
| Montana | 55,839 | 243,329 | 4.4 | 52,125 | 206,054 | 4.0 | 27,501 | 132,159 | 4.3 | 9,931 | 39,159 | 3.9 |
| Wyoming | 20,116 | 92,531 | 4.6 | 18,632 | 73,118 | 4.2 | 12,065 | 60,705 | 5.0 | 4,604 | 20,789 | 4.5 |
| Colorado | 127,459 | 539,700 | 4.2 | 122,349 | 496,430 | 4.1 | 84,276 | 412,198 | 4.9 | 41,260 | 194,327 | 4.7 |
| New Mexico | 46,355 | 195,310 | 4.2 | 45,510 | 189,216 | 4.2 | 35,504 | 153,593 | 4.3 | 23,255 | 119,565 | 4.2 |
| Arizona | 29,375 | 122,931 | 4.1 | 27,817 | 109,183 | 3.9 | 13,495 | 59,620 | 4.4 | 9,536 | 40,440 | 4.2 |
| Utah | 56,196 | 276,749 | 4.9 | 55,208 | 267,268 | 4.8 | 33,816 | 207,905 | 5.4 | 23,373 | 143,963 | 5.1 |
| Nevada | 11,190 | 42,335 | 3.8 | 10,472 | 37,433 | 3.6 | 10,170 | 45,761 | 4.5 | 15,158 | 62,266 | 4.1 |
| Idaho | 37,491 | 161,772 | 4.3 | 35,319 | 149,371 | 4.2 | 18,113 | 84,335 | 4.7 | 7,774 | 32,610 | 4.2 |
| Washington | 113,036 | 513,103 | 4.6 | 107,171 | 446,799 | 4.2 | 70,977 | 349,390 | 4.9 | 16,330 | 75,116 | 4.6 |
| Oregon | 91,214 | 413,536 | 4.5 | 87,545 | 371,638 | 4.2 | 63,791 | 313,767 | 4.9 | 33,468 | 174,768 | 5.2 |
| California | 341,781 | 1,485,053 | 4.3 | 324,690 | 1,319,602 | 4.1 | 245,710 | 1,203,130 | 4.9 | 177,508 | 864,694 | 4.9 |
| Alaska | 13,459 | 63,592 | 4.7 | 12,183 | 39,638 | 3.3 | — | — | — | — | — | — |
| Hawaii | 36,922 | 154,001 | 4.2 | 29,763 | 110,306 | 3.7 | — | — | — | — | — | — |

¹ Includes in 1900 persons in the military and naval service of the United States (including civilian employees, etc.) stationed abroad, not credited to any state or territory.

² Dakota territory.

DWELLINGS AND FAMILIES.

A detailed presentation is made in table LXXXIX for each city having upward of 25,000 inhabitants, of the total number of dwellings and families, and of the average number of persons to a dwelling and to a family in 1900, in comparison with similar averages for certain of these cities in 1880 and 1890, as derived from the census report for 1890. The statistics of dwellings and families are presented for New York city by boroughs, in order that comparisons can be made of the figures for Manhattan and Bronx boroughs and for Brooklyn borough in 1900 with the corresponding figures for the cities of New York and Brooklyn as they existed prior to their consolidation in 1898.

There are, on the average, 20.4 persons to a dwelling in Manhattan and Bronx boroughs in 1900, as compared with 18.5 persons in 1890 and 16.4 persons in 1880. In Brooklyn borough the average number of persons to a dwelling in 1900 is 10.2, as against 9.8 in 1890 and 9.1

in 1880, while for Queens and Richmond boroughs the averages for 1900 are 6.3 and 6, respectively.

Chicago has an average of 8.8 persons to a dwelling in 1900 as compared with 8.4 for Boston, 7 for St. Louis, 5.7 for Baltimore, and 5.4 for Philadelphia. The average number of persons to a dwelling in 1900 in Hoboken, N. J., is 14.2 persons; in Fall River, Mass., 11 persons; and in Holyoke, Mass., 10.9 persons.

The average size of families has generally decreased in the principal cities, the decrease being especially marked in some of the Western cities, notably Denver, Colo., Duluth, Minn., Portland, Oreg., Salt Lake City, Utah, Sioux City, Iowa, and Omaha, Nebr.

The average number of persons to a private family in 1900 is shown graphically by the map on plate 18, the differences in the average size of private families throughout the country, as indicated by the various colors, being based upon the figures for each county in detail, as shown by table xc (page clxiv).

TABLE LXXXIX.—Total dwellings and families in 1900, and persons to a dwelling and to a family in 1880, 1890, and 1900, for cities having 25,000 inhabitants or more in 1900.

| CITIES. | Total population. | Total dwellings. | Total families. | PRIVATE FAMILIES. | | PERSONS TO A DWELLING. | | | PERSONS TO A FAMILY. | | | Persons to a private family in 1900. |
|-----------------------|-------------------|------------------|-----------------|-------------------|-------------|------------------------|-------|-------|----------------------|-------|-------|--------------------------------------|
| | | | | Number. | Population. | 1900 | 1890 | 1880 | 1900 | 1890 | 1880 | |
| Alabama: | | | | | | | | | | | | |
| Birmingham..... | 38,415 | 6,618 | 8,453 | 8,091 | 34,596 | 5.8 | 5.5 | | 4.5 | 5.0 | | 4.3 |
| Mobile..... | 38,469 | 7,731 | 9,167 | 8,991 | 36,926 | 5.0 | 5.1 | 5.5 | 4.2 | 4.8 | 4.8 | 4.1 |
| Montgomery..... | 30,346 | 6,268 | 7,425 | 7,289 | 29,103 | 4.8 | 5.4 | | 4.1 | | | 4.0 |
| Arkansas: | | | | | | | | | | | | |
| Little Rock..... | 38,307 | 7,429 | 8,247 | 7,954 | 33,782 | 5.2 | 5.2 | | 4.6 | 4.7 | | 4.2 |
| California: | | | | | | | | | | | | |
| Los Angeles..... | 102,479 | 22,531 | 25,207 | 24,180 | 92,196 | 4.5 | 4.9 | | 4.1 | 4.6 | | 3.8 |
| Oakland..... | 66,960 | 13,974 | 15,276 | 14,906 | 62,460 | 4.8 | 5.2 | 5.4 | 4.4 | 4.8 | 4.9 | 4.2 |
| Sacramento..... | 29,282 | 6,012 | 6,761 | 6,367 | 26,012 | 4.9 | 5.5 | 5.1 | 4.3 | 5.2 | 4.5 | 4.1 |
| San Francisco..... | 342,732 | 53,323 | 71,697 | 67,592 | 288,747 | 6.4 | 6.3 | 6.9 | 4.8 | 5.7 | 5.4 | 4.3 |
| Colorado: | | | | | | | | | | | | |
| Denver..... | 133,859 | 27,100 | 30,936 | 29,979 | 121,442 | 4.9 | 5.9 | 6.7 | 4.3 | 5.4 | 6.0 | 4.1 |
| Pueblo..... | 28,157 | 5,739 | 6,202 | 5,888 | 25,286 | 4.9 | 7.2 | | 4.5 | | | 4.3 |
| Connecticut: | | | | | | | | | | | | |
| Bridgeport..... | 70,996 | 11,329 | 15,553 | 15,275 | 68,114 | 6.3 | 6.4 | 7.4 | 4.6 | 4.6 | 4.6 | 4.5 |
| Hartford..... | 79,850 | 9,699 | 17,231 | 16,730 | 72,790 | 8.2 | 8.1 | 7.3 | 4.6 | 4.6 | 4.6 | 4.4 |
| New Britain..... | 25,998 | 3,334 | 5,458 | 5,404 | 25,490 | 7.8 | 7.9 | | 4.8 | | | 4.7 |
| New Haven..... | 108,027 | 15,240 | 23,601 | 23,275 | 102,887 | 7.1 | 7.3 | 6.3 | 4.6 | 4.7 | 4.6 | 4.4 |
| Waterbury..... | 45,859 | 5,518 | 9,318 | 9,204 | 44,858 | 8.3 | 8.3 | | 4.9 | 4.9 | | 4.9 |
| Delaware: | | | | | | | | | | | | |
| Wilmington..... | 76,508 | 14,737 | 15,667 | 15,410 | 74,039 | 5.2 | 5.2 | 5.6 | 4.9 | 4.9 | 5.2 | 4.3 |
| District of Columbia: | | | | | | | | | | | | |
| Washington..... | 278,718 | 49,385 | 56,678 | 55,465 | 261,233 | 5.6 | 5.9 | 6.2 | 4.9 | 5.2 | 5.1 | 4.7 |
| Florida: | | | | | | | | | | | | |
| Jacksonville..... | 28,429 | 6,351 | 7,240 | 7,013 | 26,837 | 4.5 | 4.9 | | 3.9 | | | 3.8 |
| Georgia: | | | | | | | | | | | | |
| Atlanta..... | 89,872 | 16,555 | 20,563 | 20,185 | 84,855 | 5.4 | 5.7 | 5.8 | 4.4 | 4.9 | 4.8 | 4.2 |
| Augusta..... | 39,441 | 8,109 | 9,798 | 9,661 | 37,961 | 4.9 | 5.0 | 5.6 | 4.0 | 4.4 | 4.4 | 3.9 |
| Savannah..... | 54,244 | 10,209 | 13,248 | 12,814 | 51,110 | 5.3 | 5.4 | 5.5 | 4.1 | 4.8 | 4.6 | 4.0 |
| Hawaii: | | | | | | | | | | | | |
| Honolulu..... | 39,306 | 6,966 | 8,161 | 7,161 | 31,885 | 5.6 | | | 4.8 | | | 4.5 |

STATISTICS OF POPULATION.

TABLE LXXXIX.—Total dwellings and families in 1900, and persons to a dwelling and to a family in 1880, 1890, and 1900, for cities having 25,000 inhabitants or more in 1900—Continued.

| CITIES. | Total pop- ulation. | Total dwell- ings. | Total families. | PRIVATE FAMILIES. | | PERSONS TO A DWELLING. | | | PERSONS TO A FAMILY. | | | Persons to a pri- vate family in 1900. |
|---------------------|------------------------|--------------------------|--------------------|-------------------|-------------|------------------------|------|-------|----------------------|-------|-------|--|
| | | | | Number. | Population. | 1900 | 1890 | 1880 | 1900 | 1890 | 1880 | |
| Illinois: | | | | | | | | | | | | |
| Chicago..... | 1,698,575 | 193,895 | 359,960 | 354,036 | 1,621,495 | 8.8 | 8.6 | 8.2 | 4.7 | 5.0 | 5.2 | 4.6 |
| East St. Louis..... | 29,655 | 5,663 | 6,201 | 6,013 | 27,715 | 5.2 | 5.8 | | 4.8 | | | 4.6 |
| Joliet..... | 29,353 | 5,179 | 5,955 | 5,862 | 28,295 | 5.7 | 5.9 | | 4.9 | | | 4.8 |
| Peoria..... | 56,100 | 10,893 | 11,969 | 11,662 | 51,962 | 5.2 | 5.1 | 5.3 | 4.7 | 4.8 | 5.0 | 4.5 |
| Quincy..... | 36,252 | 7,379 | 8,265 | 8,115 | 34,635 | 4.9 | 5.3 | 5.8 | 4.4 | 4.7 | 4.9 | 4.3 |
| Rockford..... | 31,051 | 5,988 | 7,220 | 7,155 | 30,398 | 5.2 | 5.4 | | 4.3 | | | 4.2 |
| Springfield..... | 34,159 | 7,026 | 7,597 | 7,440 | 32,504 | 4.9 | 5.1 | 5.6 | 4.5 | | | 4.4 |
| Indiana: | | | | | | | | | | | | |
| Evansville..... | 59,007 | 11,534 | 12,393 | 12,168 | 56,499 | 5.1 | 5.6 | 5.5 | 4.8 | 5.2 | 5.1 | 4.6 |
| Fort Wayne..... | 45,115 | 9,545 | 10,093 | 9,958 | 43,826 | 4.7 | 5.4 | 5.5 | 4.5 | 4.9 | 4.9 | 4.4 |
| Indianapolis..... | 169,164 | 36,160 | 39,710 | 38,978 | 161,220 | 4.7 | 5.0 | 5.5 | 4.8 | 4.6 | 4.8 | 4.1 |
| South Bend..... | 35,999 | 7,047 | 7,863 | 7,769 | 35,098 | 5.1 | 5.2 | | 4.6 | | | 4.5 |
| Terre Haute..... | 36,673 | 7,876 | 8,594 | 8,454 | 35,220 | 4.7 | 4.9 | 5.7 | 4.3 | 4.6 | 5.1 | 4.2 |
| Iowa: | | | | | | | | | | | | |
| Cedar Rapids..... | 25,656 | 5,584 | 5,940 | 5,838 | 24,684 | 4.6 | 4.8 | | 4.3 | | | 4.2 |
| Council Bluffs..... | 25,802 | 5,248 | 5,446 | 5,328 | 23,830 | 4.9 | 5.0 | | 4.7 | | | 4.5 |
| Davenport..... | 35,254 | 7,049 | 8,011 | 7,837 | 32,502 | 5.0 | 5.0 | 5.0 | 4.4 | 4.6 | 4.8 | 4.1 |
| Des Moines..... | 62,139 | 12,708 | 14,119 | 13,912 | 59,677 | 4.9 | 5.0 | 5.4 | 4.4 | 4.8 | 5.1 | 4.3 |
| Dubuque..... | 36,297 | 6,655 | 7,476 | 7,356 | 33,034 | 5.5 | 5.5 | 5.7 | 4.9 | 4.9 | 5.2 | 4.5 |
| Sioux City..... | 33,111 | 6,415 | 7,130 | 6,979 | 31,032 | 5.2 | 6.6 | | 4.6 | 6.3 | | 4.4 |
| Kansas: | | | | | | | | | | | | |
| Kansas City..... | 51,418 | 10,464 | 11,802 | 11,660 | 50,047 | 4.9 | 5.0 | | 4.4 | 4.7 | | 4.3 |
| Topeka..... | 33,608 | 7,758 | 8,263 | 8,176 | 32,665 | 4.3 | 4.6 | | 4.1 | 4.4 | | 4.0 |
| Kentucky: | | | | | | | | | | | | |
| Covington..... | 42,938 | 7,235 | 9,443 | 9,364 | 41,919 | 5.9 | 6.1 | 6.2 | 4.5 | 4.8 | 4.9 | 4.5 |
| Lexington..... | 26,369 | 5,450 | 6,053 | 5,990 | 24,528 | 4.8 | 5.0 | | 4.4 | | | 4.1 |
| Louisville..... | 204,731 | 34,655 | 44,912 | 44,098 | 195,097 | 5.9 | 6.4 | 6.5 | 4.6 | 4.9 | 5.1 | 4.4 |
| Newport..... | 28,301 | 4,918 | 6,313 | 6,234 | 28,043 | 5.8 | 5.9 | 6.3 | 4.5 | | | 4.5 |
| Louisiana: | | | | | | | | | | | | |
| New Orleans..... | 287,104 | 52,988 | 61,775 | 60,796 | 274,452 | 5.4 | 5.6 | 6.0 | 4.6 | 5.0 | 4.8 | 4.5 |
| Maine: | | | | | | | | | | | | |
| Portland..... | 50,145 | 8,245 | 11,423 | 11,193 | 47,055 | 6.1 | 6.3 | 6.6 | 4.4 | 4.4 | 4.6 | 4.2 |
| Maryland: | | | | | | | | | | | | |
| Baltimore..... | 508,957 | 89,442 | 105,584 | 104,146 | 489,815 | 5.7 | 6.0 | 6.5 | 4.8 | 5.0 | 5.1 | 4.7 |
| Massachusetts: | | | | | | | | | | | | |
| Boston..... | 560,892 | 66,482 | 117,244 | 114,705 | 521,736 | 8.4 | 8.5 | 8.3 | 4.8 | 5.0 | 5.0 | 4.5 |
| Brockton..... | 40,063 | 6,659 | 9,421 | 9,327 | 39,010 | 6.0 | 6.5 | | 4.3 | 4.4 | | 4.2 |
| Cambridge..... | 91,886 | 13,414 | 19,434 | 19,163 | 88,047 | 6.9 | 6.8 | 6.4 | 4.7 | 4.9 | 4.9 | 4.6 |
| Chelsea..... | 34,072 | 5,170 | 7,553 | 7,479 | 33,041 | 6.6 | 6.2 | 5.8 | 4.5 | 4.5 | 4.5 | 4.4 |
| Fall River..... | 104,863 | 9,509 | 21,027 | 20,874 | 102,522 | 11.0 | 11.2 | 8.8 | 5.0 | 5.2 | 5.0 | 4.9 |
| Fitchburg..... | 31,531 | 4,658 | 6,660 | 6,548 | 30,446 | 6.8 | 6.4 | | 4.7 | | | 4.6 |
| Gloucester..... | 26,121 | 4,182 | 5,597 | 5,511 | 24,635 | 6.2 | 6.9 | | 4.7 | | | 4.5 |
| Haverhill..... | 37,175 | 6,440 | 8,844 | 8,742 | 36,215 | 5.8 | 6.6 | | 4.2 | 4.6 | | 4.1 |
| Holyoke..... | 45,712 | 4,211 | 8,936 | 8,844 | 44,265 | 10.9 | 11.3 | 10.5 | 5.1 | 5.3 | 5.6 | 5.0 |
| Lawrence..... | 62,559 | 8,113 | 12,307 | 12,563 | 58,409 | 7.7 | 7.7 | 8.5 | 4.9 | 4.9 | 5.2 | 4.6 |
| Lowell..... | 94,969 | 13,671 | 19,279 | 18,763 | 87,419 | 6.9 | 7.2 | 7.2 | 4.9 | 5.2 | 5.2 | 4.7 |
| Lynn..... | 68,513 | 11,072 | 15,649 | 15,399 | 65,175 | 6.2 | 6.5 | 6.1 | 4.4 | 4.6 | 4.7 | 4.2 |
| Malden..... | 33,664 | 6,320 | 7,593 | 7,533 | 33,096 | 5.3 | 5.6 | | 4.4 | | | 4.4 |
| New Bedford..... | 62,442 | 8,744 | 13,924 | 13,786 | 60,794 | 7.1 | 6.7 | 5.3 | 4.5 | 4.5 | 4.4 | 4.4 |
| Newton..... | 33,537 | 6,248 | 6,843 | 6,756 | 32,245 | 5.4 | 5.7 | | 4.9 | | | 4.3 |
| Salem..... | 35,956 | 5,292 | 7,973 | 7,899 | 34,510 | 6.3 | 6.8 | 6.5 | 4.5 | 4.4 | 4.5 | 4.4 |
| Somerville..... | 61,643 | 10,762 | 14,315 | 14,195 | 60,497 | 5.7 | 6.1 | 6.1 | 4.3 | 4.5 | 4.6 | 4.3 |
| Springfield..... | 62,059 | 10,165 | 14,057 | 13,868 | 59,233 | 6.1 | 6.4 | 6.6 | 4.4 | 4.5 | 4.5 | 4.3 |
| Taunton..... | 31,036 | 4,939 | 6,636 | 6,565 | 29,496 | 6.2 | 6.3 | 6.5 | 4.7 | 4.7 | 4.8 | 4.5 |
| Worcester..... | 118,421 | 13,130 | 24,841 | 24,544 | 111,771 | 9.0 | 8.7 | 8.8 | 4.8 | 4.8 | 4.9 | 4.6 |
| Michigan: | | | | | | | | | | | | |
| Bay City..... | 27,628 | 5,569 | 5,904 | 5,825 | 26,824 | 5.0 | 5.3 | 6.4 | 4.7 | 5.0 | 5.6 | 4.6 |
| Detroit..... | 285,704 | 52,046 | 60,505 | 59,836 | 276,494 | 5.5 | 5.6 | 5.7 | 4.7 | 4.9 | 5.0 | 4.6 |
| Grand Rapids..... | 87,565 | 18,049 | 20,550 | 20,360 | 85,200 | 4.9 | 5.3 | 5.6 | 4.3 | 4.5 | 4.7 | 4.2 |
| Jackson..... | 25,180 | 5,743 | 6,170 | 6,092 | 23,755 | 4.4 | 4.7 | | 4.1 | | | 3.9 |
| Saginaw..... | 42,345 | 9,431 | 9,638 | 9,493 | 40,610 | 4.5 | 5.2 | | 4.4 | 4.9 | | 4.3 |
| Minnesota: | | | | | | | | | | | | |
| Duluth..... | 52,969 | 8,179 | 9,947 | 9,496 | 45,680 | 6.5 | 8.2 | | 5.3 | 6.8 | | 4.8 |
| Minneapolis..... | 202,713 | 31,836 | 42,536 | 41,704 | 188,514 | 6.4 | 6.5 | 6.8 | 4.8 | 5.0 | 5.5 | 4.5 |
| St. Paul..... | 163,065 | 24,681 | 30,919 | 30,221 | 148,943 | 6.6 | 6.3 | 6.5 | 5.3 | 5.2 | 5.7 | 4.9 |

DWELLINGS AND FAMILIES.

TABLE LXXXIX.—Total dwellings and families in 1900, and persons to a dwelling and to a family in 1880, 1890, and 1900, for cities having 25,000 inhabitants or more in 1900—Continued.

| CITIES. | Total pop-ulation. | Total dwell-ings. | Total families. | PRIVATE FAMILIES. | | PERSONS TO A DWELLING. | | | PERSONS TO A FAMILY. | | | Persons to a pri-vate family in 1900. |
|---|--------------------|-------------------|-----------------|-------------------|-------------|------------------------|-------|-------|----------------------|-------|-------|---------------------------------------|
| | | | | Number. | Population. | 1900 | 1890 | 1880 | 1900 | 1890 | 1880 | |
| Missouri: | | | | | | | | | | | | |
| Joplin..... | 26,023 | 5,381 | 5,846 | 5,667 | 24,538 | 4.8 | 5.2 | | 4.5 | | | 4.3 |
| Kansas City..... | 163,752 | 23,027 | 36,496 | 35,341 | 149,600 | 5.8 | 5.7 | 6.5 | 4.5 | 5.0 | 6.0 | 4.2 |
| St. Joseph..... | 102,979 | 15,449 | 17,150 | 16,632 | 91,259 | 6.7 | 5.5 | 6.2 | 6.0 | 5.3 | 5.8 | 5.5 |
| St. Louis..... | 575,238 | 82,260 | 123,719 | 121,123 | 542,646 | 7.0 | 7.4 | 8.1 | 4.6 | 4.9 | 5.4 | 4.5 |
| Montana: | | | | | | | | | | | | |
| Butte..... | 30,470 | 5,659 | 6,440 | 5,913 | 24,289 | 5.4 | 5.5 | | 4.7 | | | 4.1 |
| Nebraska: | | | | | | | | | | | | |
| Lincoln..... | 40,169 | 6,954 | 7,909 | 7,574 | 35,041 | 5.8 | 6.2 | | 5.1 | 6.0 | | 4.6 |
| Omaha..... | 102,555 | 18,027 | 20,723 | 20,047 | 93,359 | 5.7 | 7.0 | 6.0 | 4.9 | 6.2 | 5.4 | 4.7 |
| South Omaha..... | 26,001 | 4,269 | 4,885 | 4,536 | 22,598 | 6.1 | 5.2 | | 5.3 | | | 5.0 |
| New Hampshire: | | | | | | | | | | | | |
| Manchester..... | 56,987 | 7,412 | 11,720 | 11,540 | 53,711 | 7.7 | 8.3 | 9.1 | 4.9 | 5.2 | 5.1 | 4.7 |
| New Jersey: | | | | | | | | | | | | |
| Atlantic City..... | 27,838 | 5,005 | 5,491 | 4,896 | 22,257 | 5.6 | 4.7 | | 5.1 | | | 4.5 |
| Bayonne..... | 32,722 | 4,414 | 6,605 | 6,514 | 31,989 | 7.4 | 7.1 | | 5.0 | | | 4.9 |
| Camden..... | 75,935 | 16,856 | 17,890 | 17,176 | 74,359 | 4.5 | 4.7 | 5.1 | 4.4 | 4.6 | 4.7 | 4.3 |
| Elizabeth..... | 52,130 | 7,785 | 10,786 | 10,659 | 50,743 | 6.7 | 6.5 | 6.6 | 4.8 | 4.9 | 5.3 | 4.8 |
| Hoboken..... | 59,364 | 4,188 | 13,431 | 13,246 | 57,949 | 14.2 | 12.8 | 11.5 | 4.4 | 4.6 | 4.6 | 4.4 |
| Jersey City..... | 206,433 | 23,627 | 44,760 | 44,367 | 202,216 | 8.7 | 8.8 | 8.6 | 4.6 | 4.7 | 5.0 | 4.6 |
| Newark..... | 246,070 | 30,397 | 54,654 | 53,965 | 237,946 | 8.1 | 7.8 | 7.3 | 4.5 | 4.7 | 4.8 | 4.4 |
| Passaic..... | 27,777 | 3,101 | 5,480 | 5,413 | 27,184 | 9.0 | 7.6 | | 5.1 | | | 5.0 |
| Paterson..... | 105,171 | 13,591 | 23,472 | 23,153 | 102,299 | 7.7 | 7.9 | 7.6 | 4.5 | 4.7 | 4.8 | 4.4 |
| Trenton..... | 73,307 | 14,441 | 15,095 | 14,884 | 68,969 | 5.1 | 5.0 | 5.3 | 4.9 | 4.8 | 5.5 | 4.6 |
| New York: | | | | | | | | | | | | |
| Albany..... | 94,151 | 13,567 | 21,627 | 21,243 | 88,679 | 6.9 | 7.2 | 6.8 | 4.4 | 4.6 | 5.0 | 4.2 |
| Auburn..... | 30,345 | 5,709 | 6,813 | 6,703 | 27,743 | 5.3 | 5.2 | 5.7 | 4.5 | 4.7 | 5.0 | 4.1 |
| Binghamton..... | 39,647 | 7,018 | 9,440 | 9,318 | 36,612 | 5.6 | 6.3 | | 4.2 | 4.5 | | 3.9 |
| Buffalo..... | 352,387 | 49,914 | 73,631 | 72,436 | 335,847 | 7.1 | 6.9 | 6.6 | 4.8 | 5.0 | 5.0 | 4.6 |
| Elmira..... | 35,672 | 7,237 | 8,231 | 8,034 | 32,915 | 4.9 | 5.3 | 5.4 | 4.3 | 4.6 | 4.6 | 4.1 |
| New York..... | 3,437,202 | 249,991 | 735,621 | 722,670 | 3,259,329 | 13.7 | | | 4.7 | | | 4.5 |
| Manhattan and Bronx boroughs ¹ | 2,050,600 | 100,547 | 433,953 | 425,461 | 1,925,515 | 20.4 | 18.5 | 16.4 | 4.7 | 4.8 | 5.0 | 4.5 |
| Brooklyn borough ² | 1,166,582 | 113,972 | 255,821 | 252,519 | 1,125,830 | 10.2 | 9.8 | 9.1 | 4.6 | 4.7 | 4.9 | 4.5 |
| Queens borough..... | 152,999 | 24,221 | 32,121 | 31,340 | 146,891 | 6.3 | | | 4.8 | | | 4.7 |
| Richmond borough..... | 67,021 | 11,251 | 13,726 | 13,350 | 61,153 | 6.0 | | | 4.9 | | | 4.6 |
| Rochester..... | 162,608 | 29,531 | 34,402 | 33,964 | 154,716 | 5.5 | 5.6 | 5.6 | 4.7 | 4.9 | 5.0 | 4.6 |
| Schenectady..... | 31,682 | 4,511 | 6,722 | 6,514 | 29,562 | 7.0 | 6.4 | | 4.7 | | | 4.5 |
| Syracuse..... | 108,374 | 19,081 | 25,347 | 24,928 | 103,426 | 5.7 | 5.6 | 5.9 | 4.3 | 4.6 | 4.7 | 4.1 |
| Troy..... | 60,651 | 7,752 | 13,333 | 13,122 | 56,855 | 7.8 | 7.8 | 8.2 | 4.5 | 4.7 | 4.9 | 4.3 |
| Utica..... | 56,383 | 9,118 | 12,268 | 12,104 | 52,533 | 6.2 | 6.0 | 5.8 | 4.6 | 4.6 | 4.8 | 4.3 |
| Yonkers..... | 47,931 | 5,349 | 9,629 | 9,480 | 46,166 | 9.0 | 8.6 | | 5.0 | 5.3 | | 4.9 |
| Ohio: | | | | | | | | | | | | |
| Akron..... | 42,728 | 8,649 | 9,746 | 9,605 | 41,296 | 4.9 | 5.0 | | 4.4 | 4.6 | | 4.3 |
| Canton..... | 30,667 | 6,597 | 7,116 | 7,032 | 29,923 | 4.6 | 5.2 | | 4.3 | 4.8 | | 4.3 |
| Cincinnati..... | 325,902 | 40,634 | 74,536 | 73,519 | 312,255 | 8.0 | 8.9 | 9.1 | 4.4 | 4.7 | 4.9 | 4.2 |
| Cleveland..... | 381,768 | 63,205 | 81,519 | 80,014 | 361,852 | 6.0 | 6.0 | 5.9 | 4.7 | 4.9 | 5.0 | 4.5 |
| Columbus..... | 125,560 | 24,219 | 27,582 | 27,013 | 113,456 | 5.2 | 5.4 | 6.1 | 4.6 | 4.9 | 5.5 | 4.2 |
| Dayton..... | 85,333 | 17,987 | 19,617 | 19,384 | 82,539 | 4.7 | 5.0 | 5.5 | 4.3 | 4.6 | 4.8 | 4.3 |
| Springfield..... | 38,253 | 7,946 | 8,789 | 8,657 | 36,659 | 4.8 | 4.8 | 5.5 | 4.4 | 4.5 | 4.8 | 4.2 |
| Toledo..... | 131,822 | 26,632 | 28,923 | 28,319 | 124,535 | 4.9 | 5.1 | 5.2 | 4.6 | 4.8 | 4.9 | 4.4 |
| Youngstown..... | 44,885 | 8,343 | 9,090 | 8,949 | 43,572 | 5.4 | 5.5 | | 4.9 | 5.1 | | 4.9 |
| Oregon: | | | | | | | | | | | | |
| Portland..... | 90,426 | 14,625 | 16,724 | 15,513 | 67,967 | 6.2 | 7.4 | | 5.4 | 6.8 | | 4.4 |
| Pennsylvania: | | | | | | | | | | | | |
| Allegheny..... | 129,896 | 20,321 | 26,558 | 26,148 | 124,341 | 6.4 | 6.4 | 6.6 | 4.9 | 5.1 | 5.3 | 4.8 |
| Allentown..... | 35,416 | 7,558 | 7,930 | 7,827 | 34,211 | 4.7 | 5.0 | | 4.5 | 4.7 | | 4.4 |
| Altoona..... | 38,973 | 7,943 | 8,179 | 8,048 | 37,638 | 4.9 | 5.2 | | 4.8 | 5.1 | | 4.7 |
| Chester..... | 33,988 | 6,677 | 6,908 | 6,798 | 33,109 | 5.1 | 5.1 | | 4.9 | | | 4.9 |
| Easton..... | 25,238 | 5,665 | 5,821 | 5,717 | 23,924 | 4.5 | 4.4 | | 4.3 | | | 4.2 |
| Erie..... | 52,733 | 9,822 | 11,335 | 11,178 | 50,360 | 5.4 | 5.7 | 5.7 | 4.7 | 5.1 | 5.2 | 4.5 |
| Harrisburg..... | 50,167 | 10,849 | 11,202 | 10,983 | 48,077 | 4.6 | 4.8 | 5.2 | 4.5 | 4.7 | 4.8 | 4.4 |
| Johnstown..... | 35,936 | 6,687 | 7,027 | 6,889 | 34,323 | 5.4 | 5.6 | | 5.1 | | | 5.0 |
| Lancaster..... | 41,459 | 8,830 | 9,038 | 8,880 | 39,763 | 4.7 | 4.9 | 5.0 | 4.6 | 4.8 | 4.8 | 4.5 |
| McKeesport..... | 34,227 | 6,166 | 6,922 | 6,833 | 33,394 | 5.6 | 5.8 | | 4.9 | | | 4.9 |
| Newcastle..... | 28,339 | 5,819 | 6,224 | 6,130 | 27,447 | 4.9 | 4.9 | | 4.6 | | | 4.5 |
| Philadelphia..... | 1,293,697 | 241,589 | 265,880 | 263,093 | 1,245,390 | 5.4 | 5.6 | 5.8 | 4.9 | 5.1 | 5.1 | 4.7 |

¹New York city in 1880 and 1890.

²Brooklyn city in 1880 and 1890.

STATISTICS OF POPULATION.

TABLE LXXXIX.—Total dwellings and families in 1900, and persons to a dwelling and to a family in 1880, 1890, and 1900, for cities having 25,000 inhabitants or more in 1900—Continued.

| CITIES. | Total population. | Total dwellings. | Total families. | PRIVATE FAMILIES. | | PERSONS TO A DWELLING. | | | PERSONS TO A FAMILY. | | | Persons to a private family in 1900. |
|-------------------------|-------------------|------------------|-----------------|-------------------|-------------|------------------------|------|-------|----------------------|-------|-------|--------------------------------------|
| | | | | Number. | Population. | 1900 | 1890 | 1880 | 1900 | 1890 | 1880 | |
| Pennsylvania—Continued. | | | | | | | | | | | | |
| Pittsburg..... | 321,616 | 51,024 | 63,959 | 62,942 | 309,672 | 6.3 | 6.3 | 6.4 | 5.0 | 5.2 | 5.2 | 4.9 |
| Reading..... | 78,961 | 16,185 | 17,002 | 16,769 | 76,161 | 4.9 | 5.0 | 5.2 | 4.6 | 4.8 | 4.9 | 4.5 |
| Scranton..... | 102,026 | 17,433 | 20,636 | 20,299 | 98,378 | 5.9 | 6.1 | 6.3 | 4.9 | 5.1 | 5.1 | 4.8 |
| Wilkesbarre..... | 51,721 | 9,708 | 10,817 | 10,140 | 49,824 | 5.3 | 5.4 | 5.6 | 5.0 | 5.1 | 5.3 | 4.9 |
| Williamsport..... | 28,757 | 6,286 | 6,600 | 6,490 | 27,752 | 4.6 | 4.9 | | 4.4 | 4.7 | | 4.3 |
| York..... | 33,708 | 7,205 | 7,503 | 7,490 | 32,625 | 4.7 | 4.6 | | 4.5 | | | 4.4 |
| Rhode Island: | | | | | | | | | | | | |
| Pawtucket..... | 39,231 | 5,827 | 8,545 | 8,468 | 38,361 | 6.7 | 7.2 | | 4.6 | 4.7 | | 4.5 |
| Providence..... | 175,597 | 25,204 | 39,236 | 38,516 | 167,081 | 7.0 | 7.5 | 7.4 | 4.5 | 4.5 | 4.5 | 4.3 |
| Woonsocket..... | 23,204 | 3,101 | 5,568 | 5,490 | 27,465 | 9.1 | 9.5 | | 5.1 | | | 5.0 |
| South Carolina: | | | | | | | | | | | | |
| Charleston..... | 55,807 | 8,679 | 13,843 | 13,655 | 53,580 | 6.4 | 6.7 | 7.6 | 4.0 | 4.9 | 4.4 | 3.9 |
| Tennessee: | | | | | | | | | | | | |
| Chattanooga..... | 30,154 | 5,805 | 6,934 | 6,705 | 28,047 | 5.2 | 5.3 | | 4.3 | 4.7 | | 4.2 |
| Knoxville..... | 32,637 | 5,873 | 6,812 | 6,676 | 30,835 | 5.6 | 6.1 | | 4.8 | | | 4.6 |
| Memphis..... | 102,320 | 17,443 | 21,666 | 20,956 | 98,932 | 5.9 | 5.6 | 4.7 | 4.7 | 4.8 | 4.2 | 4.5 |
| Nashville..... | 80,865 | 15,239 | 18,422 | 18,060 | 77,129 | 5.3 | 5.5 | 6.1 | 4.4 | 4.9 | 5.1 | 4.3 |
| Texas: | | | | | | | | | | | | |
| Dallas..... | 42,638 | 8,254 | 9,168 | 8,705 | 38,593 | 5.2 | 5.6 | | 4.7 | 5.3 | | 4.4 |
| Fort Worth..... | 26,633 | 5,413 | 5,933 | 5,659 | 24,102 | 4.9 | 5.6 | | 4.5 | | | 4.3 |
| Galveston..... | 37,739 | 7,293 | 8,051 | 7,727 | 35,066 | 5.2 | 5.1 | 5.3 | 4.7 | 5.0 | 4.8 | 4.5 |
| Houston..... | 44,633 | 8,541 | 9,554 | 9,224 | 40,544 | 5.2 | 5.4 | | 4.7 | 5.3 | | 4.4 |
| San Antonio..... | 53,321 | 10,415 | 11,326 | 10,999 | 49,718 | 5.1 | 5.6 | 5.7 | 4.7 | 5.2 | 5.3 | 4.5 |
| Utah: | | | | | | | | | | | | |
| Salt Lake City..... | 53,531 | 10,233 | 11,797 | 11,554 | 50,722 | 5.2 | 6.4 | 5.5 | 4.5 | 5.9 | 4.9 | 4.4 |
| Virginia: | | | | | | | | | | | | |
| Norfolk..... | 46,624 | 7,664 | 10,050 | 9,742 | 43,865 | 6.1 | 6.0 | 6.7 | 4.6 | 4.8 | 4.3 | 4.5 |
| Richmond..... | 35,050 | 14,201 | 17,845 | 17,549 | 30,331 | 6.0 | 6.5 | 6.7 | 4.8 | 5.2 | 5.2 | 4.6 |
| Washington: | | | | | | | | | | | | |
| Seattle..... | 80,671 | 11,852 | 14,254 | 13,139 | 54,814 | 6.8 | 5.8 | | 5.7 | 5.4 | | 4.2 |
| Spokane..... | 36,843 | 6,560 | 8,159 | 7,608 | 29,723 | 5.6 | 5.9 | | 4.5 | | | 3.9 |
| Tacoma..... | 37,714 | 6,985 | 7,927 | 7,582 | 31,988 | 5.4 | 6.4 | | 4.8 | 5.6 | | 4.2 |
| West Virginia: | | | | | | | | | | | | |
| Wheeling..... | 38,878 | 7,102 | 8,669 | 8,545 | 37,616 | 5.5 | 5.8 | 6.0 | 4.5 | 4.9 | 4.9 | 4.4 |
| Wisconsin: | | | | | | | | | | | | |
| La Crosse..... | 28,895 | 5,715 | 6,148 | 6,033 | 27,559 | 5.1 | 5.5 | | 4.7 | 4.9 | | 4.6 |
| Milwaukee..... | 285,315 | 45,809 | 59,806 | 58,839 | 275,176 | 6.2 | 6.2 | 6.2 | 4.8 | 4.9 | 5.0 | 4.7 |
| Oshkosh..... | 28,284 | 5,811 | 6,207 | 6,126 | 27,445 | 4.9 | 5.2 | | 4.6 | | | 4.5 |
| Racine..... | 29,102 | 5,492 | 6,238 | 6,148 | 28,186 | 5.3 | 5.1 | | 4.7 | | | 4.6 |
| Superior..... | 31,091 | 4,925 | 5,634 | 5,377 | 26,193 | 6.3 | 6.9 | | 5.5 | | | 4.9 |

TABLE XC.—Number and average size of private families, by counties: 1900.

| COUNTIES. | PRIVATE FAMILIES. | | | COUNTIES. | PRIVATE FAMILIES. | | | COUNTIES. | PRIVATE FAMILIES. | | |
|----------------|-------------------|-------------|---------------|-----------------|-------------------|-------------|---------------|-----------------|-------------------|-------------|---------------|
| | Number. | Population. | Average size. | | Number. | Population. | Average size. | | Number. | Population. | Average size. |
| Alabama..... | 370,980 | 1,799,695 | 4.9 | Alabama—Con. | | | Alabama—Con. | | | | |
| Autauga..... | 3,666 | 17,753 | 4.8 | Crenshaw..... | 3,819 | 19,613 | 5.1 | Limestone..... | 4,463 | 22,303 | 5.0 |
| Baldwin..... | 2,574 | 12,821 | 5.0 | Cullman..... | 3,335 | 17,652 | 5.3 | Lowndes..... | 7,979 | 35,451 | 4.4 |
| Barbour..... | 7,088 | 35,001 | 4.9 | Dale..... | 4,084 | 21,082 | 5.2 | Macon..... | 5,083 | 22,763 | 4.5 |
| Bibb..... | 3,712 | 18,137 | 4.9 | Dallas..... | 12,890 | 53,985 | 4.2 | Madison..... | 8,379 | 43,165 | 4.9 |
| Blount..... | 4,332 | 23,044 | 5.3 | Dekalb..... | 4,550 | 23,491 | 5.2 | Marengo..... | 8,466 | 33,113 | 4.5 |
| Bullock..... | 6,820 | 31,843 | 4.7 | Elmore..... | 5,095 | 25,385 | 5.0 | Marion..... | 2,697 | 14,472 | 5.4 |
| Butler..... | 5,188 | 25,648 | 4.9 | Escambia..... | 2,203 | 11,097 | 5.0 | Marshall..... | 4,456 | 23,199 | 5.2 |
| Calhoun..... | 7,026 | 34,413 | 4.9 | Etowah..... | 5,264 | 26,993 | 5.1 | Mobile..... | 13,951 | 60,473 | 4.3 |
| Chambers..... | 6,324 | 32,457 | 5.1 | Fayette..... | 2,652 | 14,110 | 5.3 | Monroe..... | 4,551 | 23,359 | 5.1 |
| Cherokee..... | 4,063 | 20,980 | 5.2 | Franklin..... | 2,933 | 16,151 | 5.4 | Montgomery..... | 16,282 | 70,493 | 4.3 |
| Chilton..... | 3,255 | 16,337 | 5.0 | Grnova..... | 3,500 | 18,634 | 5.3 | Morgan..... | 5,841 | 28,556 | 4.9 |
| Choctaw..... | 3,445 | 13,039 | 5.2 | Greene..... | 5,633 | 24,034 | 4.3 | Perry..... | 6,731 | 31,540 | 4.7 |
| Clarke..... | 5,163 | 27,501 | 5.3 | Hale..... | 6,373 | 30,715 | 4.5 | Pickens..... | 5,125 | 24,245 | 4.7 |
| Clay..... | 3,221 | 17,003 | 5.3 | Henry..... | 6,379 | 35,726 | 5.2 | Fike..... | 5,655 | 29,025 | 5.1 |
| Cleburne..... | 2,590 | 13,137 | 5.1 | Jackson..... | 5,895 | 30,360 | 5.2 | | | | |
| Coffee..... | 3,894 | 20,621 | 5.3 | Jefferson..... | 29,527 | 131,751 | 4.5 | Randolph..... | 4,180 | 21,610 | 5.2 |
| Colbert..... | 4,346 | 21,956 | 5.1 | Lamar..... | 2,962 | 16,026 | 5.4 | Russell..... | 5,603 | 27,005 | 4.8 |
| Conecuh..... | 3,456 | 17,350 | 5.0 | Lauderdale..... | 5,282 | 26,437 | 5.0 | St. Clair..... | 3,627 | 19,337 | 5.3 |
| Cosa..... | 3,022 | 16,033 | 5.3 | Lawrence..... | 3,906 | 20,075 | 5.1 | Shelby..... | 4,509 | 23,202 | 5.1 |
| Covington..... | 2,395 | 14,957 | 6.2 | Lee..... | 6,468 | 31,613 | 4.9 | | | | |

DWELLINGS AND FAMILIES.

TABLE XC.—Number and average size of private families, by counties: 1900—Continued.

| PRIVATE FAMILIES. | | | | PRIVATE FAMILIES. | | | | PRIVATE FAMILIES. | | | |
|-------------------------------------|---------|------------------|-----------------------|----------------------|---------|------------------|-----------------------|---|---------|------------------|-----------------------|
| COUNTIES. | Number. | Popula- tion. | Aver- age size. | COUNTIES. | Number. | Popula- tion. | Aver- age size. | COUNTIES. | Number. | Popula- tion. | Aver- age size. |
| Alabama—Con. | | | | Arkansas—Con. | | | | California—Con. | | | |
| Sumter | 6,849 | 32,584 | 4.8 | Newton | 2,375 | 12,529 | 5.3 | Tuolumne | 2,657 | 9,623 | 3.6 |
| Talladega | 6,760 | 35,052 | 5.2 | Ouachita | 4,051 | 20,542 | 5.1 | Ventura | 3,403 | 13,823 | 3.9 |
| Tallapoosa | 5,540 | 29,444 | 5.3 | Perry | 1,453 | 7,199 | 5.0 | Yolo | 3,063 | 12,556 | 4.1 |
| Tuscaloosa | 6,848 | 33,538 | 4.9 | Phillips | 6,164 | 25,905 | 4.2 | Yuba | 1,732 | 7,330 | 4.2 |
| Walker | 5,027 | 24,589 | 4.9 | Pike | 1,926 | 10,177 | 5.3 | | | | |
| Washington | 2,024 | 10,799 | 5.3 | Poinsett | 1,451 | 6,801 | 4.7 | Colorado 122,349 496,430 4.1 | | | |
| Wilcox | 3,110 | 35,934 | 4.4 | Polk | 3,589 | 18,019 | 4.7 | Arapahoe | 33,975 | 139,779 | 4.2 |
| Winston | 1,793 | 9,548 | 5.3 | Pope | 4,104 | 21,632 | 5.3 | Archuleta | 474 | 2,012 | 4.2 |
| | | | | Prairie | 2,467 | 11,732 | 4.8 | Baca | 172 | 749 | 4.4 |
| | | | | Pulaski | 13,470 | 58,287 | 4.3 | Bent | 633 | 2,906 | 4.6 |
| Alaska | 12,133 | 39,638 | 3.2 | | | | | Boulder | 5,243 | 20,824 | 4.0 |
| Northern district | 4,852 | 15,774 | 3.3 | Randolph | 3,268 | 17,036 | 5.2 | Chaffee | 1,559 | 6,265 | 4.0 |
| Southern district | 7,331 | 23,864 | 3.3 | St. Francis | 3,625 | 16,839 | 4.6 | Cheyenne | 109 | 490 | 4.5 |
| | | | | Saline | 2,593 | 13,099 | 5.1 | Clear Creek | 1,824 | 6,470 | 3.5 |
| Arizona | 27,817 | 109,183 | 3.9 | Scott | 2,558 | 13,114 | 5.1 | Conejos | 1,864 | 8,670 | 4.7 |
| Apache | 1,794 | 8,104 | 4.5 | Searcy | 2,218 | 11,980 | 5.4 | Costilla | 1,023 | 4,594 | 4.5 |
| Cochise | 2,664 | 8,066 | 3.0 | Sebastian | 7,429 | 36,184 | 4.9 | Custer | 761 | 2,867 | 3.8 |
| Cocconino | 1,294 | 4,489 | 3.5 | Sevier | 3,032 | 15,998 | 5.3 | Delta | 1,288 | 5,431 | 4.2 |
| Gila | 1,168 | 4,208 | 3.6 | Sharp | 2,334 | 12,140 | 5.2 | Dolores | 255 | 899 | 3.5 |
| Graham | 2,982 | 12,579 | 4.2 | Stone | 1,469 | 8,097 | 5.5 | Douglas | 728 | 2,987 | 4.1 |
| Maricopa | 4,393 | 18,788 | 4.3 | Union | 4,047 | 22,249 | 5.5 | Eagle | 748 | 2,740 | 3.7 |
| Mohave | 917 | 2,892 | 3.2 | Van Buren | 2,102 | 11,216 | 5.3 | Elbert | 772 | 3,086 | 4.0 |
| Navajo | 1,657 | 7,901 | 4.8 | Washington | 6,747 | 33,995 | 5.0 | El Paso | 7,090 | 29,076 | 4.1 |
| Pima | 3,191 | 13,476 | 4.2 | White | 5,073 | 24,558 | 4.8 | Fremont | 3,571 | 14,307 | 4.0 |
| Pinal | 1,881 | 7,106 | 3.8 | Woodruff | 3,247 | 16,046 | 4.9 | Garfield | 1,391 | 5,414 | 3.9 |
| Santa Cruz | 1,025 | 4,257 | 4.2 | Yell | 4,398 | 22,637 | 5.1 | Gilpin | 1,484 | 6,303 | 4.2 |
| Yavapai | 2,838 | 10,579 | 3.7 | | | | | Grand | 202 | 690 | 3.4 |
| Yuma | 1,166 | 3,675 | 3.2 | California | 324,690 | 1,319,602 | 4.1 | Gunnison | 1,350 | 4,689 | 3.5 |
| San Carlos reservation ¹ | 867 | 3,063 | 3.5 | Alameda | 28,746 | 121,001 | 4.2 | Hinsdale | 399 | 1,369 | 3.4 |
| | | | | Alpine | 95 | 504 | 5.3 | Huerfano | 1,915 | 8,197 | 4.3 |
| Arkansas | 262,421 | 1,290,090 | 4.9 | Amador | 2,395 | 9,644 | 4.0 | Jefferson | 2,084 | 8,822 | 4.2 |
| Arkansas | 2,636 | 12,888 | 4.9 | Butte | 4,139 | 15,666 | 3.8 | Kiowa | 167 | 686 | 4.1 |
| Ashley | 3,836 | 19,507 | 5.1 | Calaveras | 2,554 | 9,926 | 3.9 | Kit Carson | 344 | 1,558 | 4.5 |
| Baxter | 1,802 | 9,277 | 5.1 | Colusa | 1,544 | 6,853 | 4.4 | Lake | 3,870 | 14,995 | 3.9 |
| Benton | 6,463 | 31,386 | 4.9 | Contra Costa | 3,689 | 16,034 | 4.3 | La Plata | 1,689 | 6,518 | 3.9 |
| Boone | 3,138 | 16,304 | 5.2 | Del Norte | 601 | 2,260 | 3.8 | Larimer | 2,774 | 11,810 | 4.3 |
| Bradley | 1,784 | 9,583 | 5.4 | Eldorado | 2,544 | 8,347 | 3.3 | Las Animas | 4,853 | 20,915 | 4.3 |
| Calhoun | 1,631 | 8,357 | 5.1 | Fresno | 7,782 | 33,914 | 4.4 | Lincoln | 195 | 881 | 4.5 |
| Carroll | 3,787 | 18,203 | 4.8 | Glenn | 1,014 | 4,722 | 4.7 | Logan | 660 | 3,024 | 4.6 |
| Chicot | 3,256 | 14,204 | 4.4 | Humboldt | 5,904 | 24,384 | 4.2 | Mesa | 2,083 | 8,676 | 4.2 |
| Clark | 4,064 | 21,083 | 5.2 | Inyo | 1,162 | 4,058 | 3.5 | Mineral | 570 | 1,729 | 3.0 |
| Clay | 3,194 | 15,715 | 4.9 | Kern | 3,724 | 13,969 | 3.8 | Mont zuma | 755 | 3,037 | 4.0 |
| Cleburne | 1,890 | 9,628 | 5.1 | Kings | 2,049 | 9,095 | 4.4 | Montrose | 1,132 | 4,492 | 4.0 |
| Cleveland | 2,233 | 11,486 | 5.1 | Lake | 1,465 | 5,669 | 3.9 | Morgan | 663 | 3,036 | 4.6 |
| Columbia | 4,062 | 21,984 | 5.4 | Lassen | 1,065 | 4,218 | 4.0 | Otero | 2,421 | 11,061 | 4.6 |
| Conway | 3,909 | 19,693 | 5.0 | Los Angeles | 40,940 | 155,446 | 3.8 | Ouray | 1,165 | 3,834 | 3.3 |
| Craighead | 3,873 | 19,033 | 4.9 | Madera | 1,253 | 5,523 | 4.4 | Park | 727 | 2,528 | 3.5 |
| Crawford | 4,234 | 21,160 | 5.0 | Marin | 2,747 | 12,316 | 4.5 | Phillips | 353 | 1,563 | 4.4 |
| Crittenden | 3,450 | 14,169 | 4.1 | Mariposa | 1,217 | 4,212 | 3.5 | Pitkin | 1,664 | 6,295 | 3.8 |
| Cross | 2,252 | 10,536 | 4.8 | Mendocino | 4,438 | 17,565 | 4.0 | Prowers | 733 | 3,623 | 4.6 |
| Dallas | 2,047 | 11,278 | 5.5 | Merced | 1,839 | 8,390 | 4.6 | Pueblo | 7,066 | 30,683 | 4.3 |
| Desha | 2,708 | 11,298 | 4.2 | Modoc | 1,140 | 4,830 | 4.2 | Rio Blanco | 423 | 1,640 | 3.9 |
| Drew | 3,812 | 19,241 | 5.0 | Mono | 553 | 1,791 | 3.2 | Rio Grande | 969 | 3,810 | 3.9 |
| Faulkner | 3,959 | 20,412 | 5.2 | Monterey | 4,261 | 17,334 | 4.1 | Routt | 980 | 3,517 | 3.7 |
| Franklin | 3,333 | 17,317 | 5.2 | Napa | 3,887 | 13,283 | 3.9 | Saguache | 1,033 | 3,715 | 3.6 |
| Fulton | 2,502 | 12,878 | 5.1 | Nevada | 4,025 | 15,475 | 3.8 | San Juan | 479 | 1,422 | 3.0 |
| Garland | 4,138 | 17,565 | 4.2 | Orange | 4,723 | 19,071 | 4.0 | San Miguel | 1,031 | 3,859 | 3.6 |
| Grant | 1,432 | 7,647 | 5.3 | Placer | 3,681 | 13,827 | 3.8 | Sedgwick | 229 | 936 | 4.1 |
| Greene | 3,408 | 16,749 | 4.9 | Plumas | 1,165 | 4,141 | 3.6 | Summit | 705 | 2,182 | 3.1 |
| Hempstead | 4,661 | 23,976 | 5.1 | Riverside | 4,353 | 16,831 | 3.9 | Teller | 7,372 | 25,441 | 3.5 |
| Hot Spring | 2,443 | 12,658 | 5.2 | Sacramento | 9,439 | 40,170 | 4.3 | Washington | 275 | 1,200 | 4.4 |
| Howard | 2,682 | 14,023 | 5.2 | San Benito | 1,635 | 6,284 | 3.8 | Weld | 3,559 | 10,444 | 4.6 |
| Independence | 4,321 | 22,383 | 5.2 | San Bernardino | 6,841 | 25,480 | 3.7 | Yuma | 416 | 1,684 | 4.0 |
| Izard | 2,516 | 13,492 | 5.4 | San Diego | 8,951 | 32,617 | 3.6 | | | | |
| Jackson | 3,748 | 18,081 | 4.8 | San Francisco | 67,592 | 288,747 | 4.3 | Connecticut | 200,640 | 871,648 | 4.3 |
| Jefferson | 9,426 | 39,997 | 4.2 | San Joaquin | 6,964 | 30,243 | 4.3 | Fairfield | 41,473 | 178,255 | 4.3 |
| Johnson | 3,807 | 17,375 | 5.3 | San Luis Obispo | 3,740 | 15,907 | 4.3 | Hartford | 41,946 | 184,689 | 4.4 |
| Lafayette | 2,079 | 10,363 | 5.0 | San Mateo | 2,313 | 10,708 | 4.6 | Litchfield | 14,483 | 61,412 | 4.2 |
| Lawrence | 3,271 | 16,182 | 4.9 | Santa Barbara | 4,211 | 16,815 | 4.0 | Middlesex | 9,247 | 37,928 | 4.1 |
| Lee | 4,177 | 18,546 | 4.5 | Santa Clara | 13,292 | 54,910 | 4.1 | New Haven | 57,884 | 259,697 | 4.5 |
| Lincoln | 2,935 | 13,306 | 4.5 | Santa Cruz | 5,372 | 19,499 | 3.6 | New London | 19,208 | 80,468 | 4.2 |
| Little River | 2,762 | 13,486 | 4.9 | Shasta | 4,264 | 14,783 | 3.5 | Tolland | 5,968 | 24,038 | 4.0 |
| Logan | 3,913 | 20,241 | 5.2 | Sierra | 1,002 | 3,341 | 3.3 | Windham | 10,431 | 45,161 | 4.3 |
| Lonoke | 4,554 | 22,423 | 4.9 | Siskiyou | 3,743 | 14,532 | 3.9 | | | | |
| Madison | 3,781 | 19,807 | 5.2 | Solano | 4,731 | 20,481 | 4.3 | Delaware | 39,007 | 179,833 | 4.6 |
| Marion | 2,141 | 11,300 | 5.3 | Sonoma | 8,643 | 35,924 | 4.2 | Kent | 7,356 | 32,308 | 4.4 |
| Miller | 3,575 | 17,118 | 4.8 | Stanislaus | 2,126 | 9,045 | 4.3 | Newcastle | 22,124 | 105,676 | 4.8 |
| Mississippi | 3,613 | 15,607 | 4.3 | Sutter | 1,208 | 5,544 | 4.6 | Sussex | 9,527 | 41,849 | 4.4 |
| Monroe | 3,400 | 16,487 | 4.8 | Tehama | 2,369 | 9,736 | 4.1 | | | | |
| Montgomery | 1,794 | 9,436 | 5.3 | Trinity | 1,063 | 3,530 | 3.3 | | | | |
| Nevada | 3,054 | 16,551 | 5.4 | Tulare | 4,143 | 17,530 | 4.2 | | | | |

¹ Indian reservation.

STATISTICS OF POPULATION.

TABLE XC.—Number and average size of private families, by counties: 1900—Continued.

| COUNTIES. | PRIVATE FAMILIES. | | | COUNTIES. | PRIVATE FAMILIES. | | | COUNTIES. | PRIVATE FAMILIES. | | |
|-------------------|-------------------|------------------|-----------------------|--------------|-------------------|------------------|-----------------------|----------------|-------------------|------------------|-----------------------|
| | Number. | Popula- tion. | Aver- age size. | | Number. | Popula- tion. | Aver- age size. | | Number. | Popula- tion. | Aver- age size. |
| Dist. of Columbia | 55,465 | 261,233 | 4.7 | Georgia—Con. | | | Georgia—Con. | | | | |
| The District | 55,465 | 261,233 | 4.7 | Coweta | 4,962 | 24,754 | 5.0 | Taylor | 1,984 | 9,782 | 5.1 |
| Florida | 118,629 | 508,915 | 4.5 | Crawford | 1,997 | 10,338 | 5.2 | Telfair | 1,846 | 9,966 | 5.4 |
| Alachua | 6,816 | 30,825 | 4.5 | Dade | 868 | 4,383 | 5.0 | Terrell | 3,814 | 18,906 | 5.0 |
| Baker | 816 | 4,319 | 5.3 | Dawson | 1,036 | 5,427 | 5.2 | Thomas | 6,561 | 30,744 | 4.7 |
| Bradford | 2,076 | 9,992 | 4.8 | Decatur | 5,804 | 29,008 | 5.0 | Towns | 865 | 4,679 | 5.4 |
| Brevard | 1,353 | 4,909 | 3.6 | Dekalb | 4,322 | 20,766 | 4.8 | Troup | 4,843 | 23,881 | 4.9 |
| Calhoun | 1,181 | 4,908 | 4.2 | Dodge | 2,737 | 13,880 | 5.1 | Twiggs | 1,788 | 8,705 | 4.9 |
| Citrus | 1,075 | 4,366 | 4.1 | Dooley | 5,647 | 26,022 | 4.6 | Union | 1,568 | 8,470 | 5.4 |
| Clay | 1,170 | 5,402 | 4.6 | Dougherty | 3,494 | 13,408 | 3.8 | Upson | 2,672 | 13,581 | 5.1 |
| Columbia | 3,162 | 16,501 | 5.2 | Douglas | 1,719 | 8,701 | 5.1 | Walker | 3,008 | 15,230 | 5.1 |
| Dade | 1,404 | 4,636 | 3.3 | Early | 2,933 | 14,530 | 5.0 | Walton | 4,133 | 20,795 | 5.0 |
| De Soto | 1,625 | 7,716 | 4.7 | Echols | 582 | 3,081 | 5.3 | Ware | 2,711 | 13,295 | 4.9 |
| Duval | 9,464 | 37,701 | 4.0 | Effingham | 1,683 | 8,223 | 4.9 | Warren | 2,383 | 11,402 | 4.8 |
| Escambia | 6,100 | 27,108 | 4.4 | Elbert | 3,732 | 19,416 | 5.2 | Washington | 5,600 | 27,975 | 5.0 |
| Franklin | 1,093 | 4,613 | 4.2 | Emanuel | 4,107 | 20,868 | 5.1 | Wayne | 1,731 | 9,323 | 5.4 |
| Gadsden | 2,908 | 14,466 | 5.0 | Fannin | 2,120 | 11,074 | 5.2 | Webster | 1,386 | 6,584 | 4.8 |
| Hamilton | 2,183 | 11,153 | 5.1 | Fayette | 1,913 | 10,098 | 5.3 | White | 1,084 | 5,910 | 5.5 |
| Hernando | 7,757 | 3,256 | 4.3 | Floyd | 6,564 | 32,419 | 4.9 | Whitfield | 2,890 | 14,440 | 5.0 |
| Hillsboro | 7,775 | 34,261 | 4.4 | Forsyth | 2,197 | 11,525 | 5.2 | Wilcox | 2,167 | 10,775 | 5.0 |
| Holmes | 1,519 | 7,603 | 5.0 | Franklin | 3,312 | 17,607 | 5.3 | Wilkes | 4,324 | 20,593 | 4.8 |
| Jackson | 4,797 | 23,215 | 4.8 | Fulton | 25,739 | 111,283 | 4.3 | Wilkinson | 2,237 | 11,398 | 5.1 |
| Jefferson | 3,452 | 16,123 | 4.7 | Gilmer | 1,952 | 10,159 | 5.2 | Worth | 3,815 | 18,107 | 4.7 |
| Lafayette | 1,007 | 4,807 | 4.8 | Glascocock | 916 | 4,508 | 4.9 | Hawaii | 29,763 | 110,306 | 3.7 |
| Lake | 1,788 | 7,263 | 4.1 | Glynn | 3,467 | 13,703 | 4.0 | Hawaii island | 9,843 | 33,483 | 3.4 |
| Lee | 699 | 2,933 | 4.2 | Gordon | 2,699 | 14,036 | 5.2 | Kauai island | 3,943 | 13,343 | 3.4 |
| Leon | 4,402 | 19,707 | 4.5 | Greene | 3,391 | 16,444 | 4.8 | Lanai island | 4,960 | 17,721 | 3.6 |
| Levy | 1,854 | 8,239 | 4.4 | Gwinnett | 4,940 | 25,443 | 5.2 | Maui island | 660 | 2,032 | 3.1 |
| Liberty | 640 | 2,854 | 4.5 | Habersham | 2,717 | 13,450 | 5.0 | Molokai island | 32 | 172 | 5.4 |
| Madison | 3,073 | 15,351 | 5.0 | Hall | 4,140 | 20,526 | 5.0 | Niihan island | 10,325 | 43,555 | 4.2 |
| Manatee | 1,023 | 4,526 | 4.4 | Hancock | 3,426 | 18,222 | 5.3 | Oahu island | 35,819 | 149,871 | 4.2 |
| Marion | 5,281 | 23,443 | 4.4 | Haralson | 2,412 | 11,869 | 4.9 | Idaho | 35,819 | 149,871 | 4.2 |
| Monroe | 4,055 | 17,520 | 4.3 | Harris | 3,550 | 17,974 | 5.1 | Ada | 2,397 | 10,265 | 4.3 |
| Nassau | 2,063 | 9,266 | 4.5 | Hart | 2,768 | 14,444 | 5.2 | Bannock | 2,280 | 10,741 | 4.7 |
| Orange | 2,831 | 11,041 | 3.9 | Heard | 2,171 | 11,165 | 5.1 | Bear Lake | 1,327 | 6,903 | 5.2 |
| Osceola | 695 | 3,376 | 4.9 | Henry | 3,529 | 18,548 | 5.3 | Bingham | 2,023 | 9,847 | 4.9 |
| Pasco | 1,272 | 5,631 | 4.4 | Houston | 4,906 | 22,486 | 4.6 | Blaine | 1,203 | 6,114 | 3.8 |
| Polk | 2,524 | 11,631 | 4.6 | Irwin | 2,914 | 13,364 | 4.6 | Boise | 1,161 | 3,686 | 3.2 |
| Putnam | 2,714 | 11,278 | 4.2 | Jackson | 4,637 | 23,923 | 5.2 | Canyon | 1,635 | 7,227 | 4.4 |
| St. John | 2,236 | 8,844 | 4.0 | Jasper | 3,090 | 14,943 | 4.8 | Cassia | 718 | 3,907 | 5.4 |
| Santa Rosa | 2,049 | 10,101 | 4.9 | Jefferson | 3,651 | 18,133 | 5.0 | Custer | 717 | 1,879 | 2.6 |
| Sumter | 1,363 | 5,897 | 4.3 | Johnson | 2,202 | 11,340 | 5.1 | Elmore | 622 | 2,013 | 3.2 |
| Suwanee | 2,866 | 14,329 | 5.0 | Jones | 2,606 | 13,310 | 5.1 | Fremont | 2,392 | 12,472 | 5.2 |
| Taylor | 758 | 3,964 | 5.2 | Laurens | 4,831 | 25,609 | 5.3 | Idaho | 2,380 | 8,580 | 3.6 |
| Volusia | 2,477 | 9,709 | 3.9 | Lee | 2,509 | 10,275 | 4.1 | Kootenai | 2,404 | 9,136 | 3.8 |
| Wakulla | 1,093 | 5,044 | 4.6 | Liberty | 2,562 | 13,017 | 5.1 | Latah | 2,897 | 13,131 | 4.5 |
| Walton | 2,051 | 9,209 | 4.5 | Lincoln | 1,373 | 7,125 | 5.2 | Lemhi | 1,041 | 3,204 | 3.1 |
| Washington | 2,079 | 9,874 | 4.7 | Lowndes | 3,988 | 19,544 | 4.9 | Lincoln | 345 | 1,614 | 4.7 |
| Georgia | 450,712 | 2,177,305 | 4.8 | Lumpkin | 1,424 | 7,360 | 5.2 | Nez Perce | 3,333 | 18,327 | 3.9 |
| Appling | 2,316 | 12,000 | 5.2 | McDuffie | 1,995 | 9,744 | 4.9 | Oneida | 1,663 | 8,900 | 5.4 |
| Baker | 1,435 | 6,541 | 4.6 | McIntosh | 1,432 | 6,304 | 4.4 | Owyhee | 941 | 3,013 | 3.2 |
| Baldwin | 3,153 | 14,542 | 4.6 | Macon | 2,949 | 13,976 | 4.7 | Shoshone | 2,758 | 9,016 | 3.3 |
| Banks | 2,051 | 10,516 | 5.1 | Madison | 2,602 | 13,191 | 5.1 | Washington | 1,517 | 6,396 | 4.2 |
| Bartow | 4,021 | 20,561 | 5.1 | Marion | 1,973 | 10,044 | 5.1 | Illinois | 1,024,189 | 4,664,631 | 4.6 |
| Berrien | 4,049 | 19,027 | 4.7 | Meriwether | 4,572 | 23,228 | 5.1 | Adams | 14,593 | 63,293 | 4.3 |
| Bibb | 11,679 | 48,675 | 4.2 | Miller | 1,287 | 6,212 | 4.8 | Alexander | 4,395 | 18,496 | 4.2 |
| Brooks | 3,516 | 18,339 | 5.2 | Milton | 1,320 | 6,740 | 5.1 | Bond | 3,483 | 15,967 | 4.6 |
| Bryan | 1,246 | 6,034 | 4.8 | Mitchell | 2,942 | 14,649 | 5.0 | Boone | 3,615 | 15,454 | 4.3 |
| Bulloch | 3,992 | 20,893 | 5.2 | Monroe | 4,023 | 20,550 | 5.1 | Brown | 2,650 | 11,471 | 4.3 |
| Burke | 6,945 | 29,914 | 4.3 | Montgomery | 3,019 | 16,089 | 5.3 | Bureau | 8,650 | 40,013 | 4.6 |
| Butts | 2,562 | 12,720 | 5.0 | Morgan | 3,424 | 15,657 | 4.6 | Calhoun | 1,797 | 8,771 | 4.9 |
| Calhoun | 1,977 | 9,203 | 4.7 | Murray | 1,801 | 8,610 | 5.4 | Carroll | 4,893 | 18,702 | 4.3 |
| Camden | 1,682 | 7,527 | 4.5 | Muscogee | 6,545 | 29,287 | 4.5 | Cass | 3,822 | 16,965 | 4.4 |
| Campbell | 1,813 | 9,458 | 5.2 | Newton | 3,317 | 16,534 | 5.0 | Champaign | 10,466 | 46,633 | 4.5 |
| Carroll | 5,157 | 26,495 | 5.1 | Oconee | 1,745 | 8,585 | 4.9 | Christian | 7,136 | 32,481 | 4.6 |
| Catoosa | 1,113 | 5,813 | 5.2 | Oglethorpe | 3,445 | 17,671 | 5.1 | Clark | 5,416 | 23,853 | 4.4 |
| Charlton | 666 | 3,485 | 5.3 | Paulding | 2,511 | 12,952 | 5.2 | Clay | 4,263 | 19,381 | 4.5 |
| Chatham | 16,847 | 67,012 | 4.0 | Pickens | 1,680 | 8,605 | 5.1 | Clinton | 3,937 | 19,556 | 5.0 |
| Chattahoochee | 1,162 | 5,755 | 5.0 | Pierce | 1,469 | 7,953 | 5.4 | Coles | 7,514 | 33,753 | 4.5 |
| Chattooga | 2,391 | 12,870 | 5.4 | Pike | 3,714 | 18,694 | 5.0 | Cook | 381,492 | 1,753,708 | 4.6 |
| Cherokee | 2,878 | 15,181 | 5.3 | Polk | 3,354 | 17,490 | 5.2 | Crawford | 4,217 | 19,156 | 4.5 |
| Clarke | 3,648 | 17,032 | 4.7 | Pulaski | 3,913 | 18,296 | 4.7 | Cumberland | 3,562 | 16,055 | 4.5 |
| Clay | 1,742 | 8,541 | 4.9 | Putnam | 2,646 | 13,346 | 5.0 | Dekalb | 7,164 | 31,030 | 4.3 |
| Clayton | 1,854 | 9,639 | 5.1 | Quitman | 953 | 4,690 | 4.9 | Dewitt | 4,159 | 18,623 | 4.5 |
| Clinch | 1,741 | 7,945 | 4.6 | Rabun | 1,183 | 6,269 | 5.3 | Douglas | 4,124 | 18,823 | 4.6 |
| Cobb | 4,891 | 24,425 | 4.9 | Randolph | 3,449 | 16,734 | 4.9 | Dupage | 5,854 | 27,340 | 4.7 |
| Coffee | 3,226 | 15,313 | 4.9 | Richmond | 12,986 | 51,950 | 4.0 | Edgar | 6,355 | 23,003 | 4.4 |
| Colquitt | 2,678 | 13,240 | 4.9 | Rockdale | 1,523 | 7,491 | 4.9 | Edwards | 2,311 | 10,317 | 4.5 |
| Columbia | 2,073 | 10,611 | 5.1 | Schley | 1,104 | 5,490 | 5.0 | Effingham | 4,312 | 20,273 | 4.7 |
| | | | | Screven | 3,773 | 19,087 | 5.1 | | | | |
| | | | | Spalding | 3,359 | 17,391 | 5.2 | | | | |
| | | | | Stewart | 3,111 | 15,734 | 5.1 | | | | |
| | | | | Sumter | 5,726 | 25,959 | 4.5 | | | | |
| | | | | Talbot | 2,417 | 12,143 | 5.0 | | | | |
| | | | | Taliaferro | 1,590 | 7,883 | 5.0 | | | | |
| | | | | Tattnall | 3,917 | 20,079 | 5.1 | | | | |

¹ Not separately returned.

DWELLINGS AND FAMILIES.

TABLE XC.—Number and average size of private families, by counties: 1900—Continued.

| COUNTIES. | PRIVATE FAMILIES. | | | COUNTIES. | PRIVATE FAMILIES. | | | COUNTIES. | PRIVATE FAMILIES. | | |
|---------------|-------------------|------------------|------------------|--------------|-------------------|------------------|------------------|---|-------------------|------------------|------------------|
| | Number. | Popula- tion. | Average size. | | Number. | Popula- tion. | Average size. | | Number. | Popula- tion. | Average size. |
| Illinois—Con. | | | | Indiana—Con. | | | | Indiana—Con. | | | |
| Fayette | 5,986 | 27,820 | 4.7 | Boone | 6,207 | 26,162 | 4.2 | Wayne | 9,747 | 37,489 | 3.8 |
| Ford | 3,839 | 18,167 | 4.7 | Brown | 2,018 | 9,686 | 4.8 | Wells | 5,232 | 23,254 | 4.4 |
| Franklin | 3,965 | 19,570 | 4.9 | Carroll | 4,564 | 19,839 | 4.3 | White | 4,260 | 18,933 | 4.4 |
| Bulton | 10,664 | 45,909 | 4.3 | Cass | 7,825 | 33,013 | 4.2 | Whitley | 4,083 | 17,217 | 4.2 |
| Gallatin | 3,183 | 15,655 | 4.9 | Clark | 6,913 | 30,530 | 4.4 | | | | |
| Greene | 5,101 | 23,190 | 4.5 | Clay | 7,381 | 33,975 | 4.6 | Indian Territory | 76,017 | 386,683 | 5.1 |
| Grundy | 4,911 | 23,741 | 4.8 | Clinton | 6,654 | 27,834 | 4.2 | Cherokee nation | 19,787 | 100,841 | 5.1 |
| Hamilton | 4,149 | 20,106 | 4.8 | Crawford | 2,811 | 13,370 | 4.8 | Chickasaw nation | 25,802 | 137,766 | 5.3 |
| Hancock | 7,716 | 31,896 | 4.1 | Daviess | 6,127 | 29,438 | 4.8 | Choctaw nation | 19,933 | 98,156 | 4.9 |
| Hardin | 1,522 | 7,438 | 4.9 | Dearborn | 5,130 | 21,945 | 4.3 | Creek nation | 8,233 | 39,462 | 4.8 |
| Henderson | 2,412 | 10,725 | 4.4 | Decatur | 4,662 | 19,316 | 4.1 | Seminole nation | 787 | 3,739 | 4.8 |
| Henry | 8,780 | 39,318 | 4.5 | DeKalb | 6,226 | 25,278 | 4.1 | Modoc reservation ¹ | 40 | 140 | 3.5 |
| Iroquois | 8,087 | 37,465 | 4.6 | Delaware | 11,281 | 48,466 | 4.3 | Ottawa reservation ¹ | 455 | 2,176 | 4.8 |
| Jackson | 7,068 | 33,283 | 4.7 | Dubois | 3,923 | 20,126 | 5.1 | Peoria reservation ¹ | 254 | 1,165 | 4.6 |
| Jasper | 4,184 | 20,060 | 4.8 | Elkhart | 11,021 | 44,437 | 4.0 | Quapaw reservation ¹ | 196 | 792 | 4.0 |
| Jefferson | 5,919 | 27,878 | 4.7 | Fayette | 3,219 | 13,214 | 4.1 | Seneca reservation ¹ | 192 | 970 | 5.1 |
| Jersey | 3,170 | 14,476 | 4.6 | Floyd | 6,802 | 29,636 | 4.4 | Shawnee reservation ¹ | 64 | 297 | 4.6 |
| Jo Daviess | 5,630 | 24,191 | 4.3 | Fontaine | 5,110 | 21,191 | 4.1 | Wyandotte reserva- tion ¹ | 254 | 1,179 | 4.6 |
| Johnson | 3,109 | 15,608 | 5.0 | Franklin | 3,707 | 15,709 | 4.2 | | | | |
| Kane | 17,240 | 75,712 | 4.4 | Fulton | 4,191 | 17,343 | 4.1 | | | | |
| Kankakee | 7,427 | 33,869 | 4.6 | Gibson | 5,476 | 29,641 | 4.6 | Iowa | 476,710 | 2,177,934 | 4.6 |
| Kendall | 2,634 | 11,395 | 4.3 | Grant | 11,312 | 51,098 | 4.3 | Adair | 3,471 | 16,086 | 4.6 |
| Knox | 10,111 | 42,562 | 4.2 | Greene | 6,213 | 23,360 | 4.6 | Adams | 2,913 | 13,547 | 4.7 |
| Lake | 7,174 | 32,609 | 4.5 | Hamilton | 6,963 | 29,591 | 4.2 | Allamakee | 3,823 | 18,348 | 4.8 |
| Lasalle | 18,434 | 85,782 | 4.7 | Hancock | 4,539 | 19,029 | 4.2 | Appanoose | 5,831 | 25,710 | 4.4 |
| Lawrence | 3,556 | 16,401 | 4.6 | Harrison | 4,559 | 21,597 | 4.7 | Abundon | 2,690 | 13,506 | 5.0 |
| Lee | 6,571 | 29,232 | 4.4 | Hendricks | 3,071 | 20,619 | 4.1 | Benton | 5,557 | 24,703 | 4.4 |
| Livingston | 8,658 | 40,170 | 4.6 | Henry | 6,376 | 24,811 | 3.9 | Blackhawk | 7,284 | 31,474 | 4.3 |
| Logan | 5,774 | 27,095 | 4.7 | Howard | 6,788 | 28,299 | 4.2 | Boone | 6,073 | 27,730 | 4.6 |
| McDonough | 6,579 | 28,169 | 4.3 | Huntington | 6,880 | 28,609 | 4.2 | Bremer | 3,645 | 16,019 | 4.4 |
| McHenry | 6,486 | 29,086 | 4.5 | Jackson | 5,764 | 26,382 | 4.6 | Buchanan | 4,611 | 19,986 | 4.3 |
| McLean | 14,873 | 65,549 | 4.4 | Jasper | 3,023 | 14,024 | 4.6 | Buena Vista | 3,387 | 16,611 | 4.9 |
| Macon | 9,956 | 43,127 | 4.3 | Jay | 6,260 | 26,543 | 4.2 | Butler | 3,960 | 17,715 | 4.5 |
| Macoupin | 9,245 | 41,821 | 4.5 | Jefferson | 5,452 | 22,725 | 4.2 | Calhoun | 3,861 | 18,202 | 4.7 |
| Madison | 12,995 | 62,357 | 4.8 | Jennings | 3,511 | 15,498 | 4.4 | Carroll | 3,966 | 20,030 | 5.1 |
| Marion | 6,643 | 29,989 | 4.5 | Johnson | 4,827 | 20,090 | 4.2 | Cass | 4,505 | 20,866 | 4.6 |
| Marshall | 3,552 | 16,070 | 4.5 | Knox | 6,925 | 32,161 | 4.6 | Cedar | 4,282 | 19,136 | 4.5 |
| Mason | 3,861 | 17,309 | 4.5 | Kosciusko | 7,023 | 28,895 | 4.1 | Cerro Gordo | 4,309 | 19,996 | 4.6 |
| Massac | 2,898 | 13,026 | 4.5 | Lagrange | 3,759 | 15,036 | 4.0 | Cherokee | 3,389 | 16,213 | 4.8 |
| Menard | 3,081 | 14,202 | 4.6 | Lake | 7,723 | 36,804 | 4.8 | Chickasaw | 3,594 | 16,795 | 4.7 |
| Mercer | 4,741 | 20,746 | 4.4 | Laporte | 8,331 | 36,605 | 4.4 | Clarke | 2,826 | 12,323 | 4.4 |
| Monroe | 2,731 | 13,702 | 4.9 | Lawrence | 5,555 | 25,082 | 4.5 | Clay | 2,741 | 13,174 | 4.8 |
| Montgomery | 6,910 | 30,540 | 4.4 | Madison | 15,702 | 63,955 | 4.4 | Clayton | 5,902 | 27,352 | 4.6 |
| Morgan | 7,324 | 32,003 | 4.4 | Marion | 44,842 | 186,959 | 4.2 | Clinton | 9,367 | 42,274 | 4.5 |
| Moultrie | 3,328 | 15,073 | 4.5 | Marshall | 5,761 | 24,805 | 4.3 | Crawford | 4,169 | 21,236 | 5.1 |
| Ogle | 6,667 | 28,738 | 4.3 | Martin | 2,892 | 14,343 | 5.0 | Dallas | 5,097 | 22,807 | 4.5 |
| Peoria | 18,716 | 83,756 | 4.5 | Miami | 6,468 | 27,868 | 4.3 | Davis | 3,482 | 15,540 | 4.5 |
| Perry | 4,233 | 19,602 | 4.6 | Monroe | 4,665 | 20,703 | 4.4 | Decatur | 4,025 | 17,882 | 4.4 |
| Piatt | 3,854 | 17,498 | 4.5 | Montgomery | 7,108 | 29,104 | 4.1 | Delaware | 4,119 | 18,932 | 4.6 |
| Pike | 7,245 | 31,236 | 4.3 | Morgan | 4,754 | 20,387 | 4.3 | Des Moines | 8,006 | 35,254 | 4.4 |
| Pope | 2,673 | 13,524 | 5.1 | Newton | 2,342 | 10,348 | 4.4 | Dickinson | 1,634 | 7,813 | 4.8 |
| Pulaski | 3,105 | 14,295 | 4.6 | Noble | 5,652 | 23,066 | 4.1 | Dubuque | 11,210 | 52,603 | 4.7 |
| Putnam | 1,009 | 4,651 | 4.6 | Ohio | 1,150 | 4,716 | 4.1 | Emmet | 1,963 | 9,625 | 4.9 |
| Randolph | 5,527 | 26,436 | 4.8 | Orange | 3,623 | 16,526 | 4.6 | Fayette | 6,327 | 28,420 | 4.5 |
| Richland | 3,592 | 16,267 | 4.5 | Owen | 3,377 | 15,043 | 4.5 | Floyd | 3,993 | 17,520 | 4.4 |
| Rock Island | 11,776 | 52,887 | 4.5 | Parke | 5,192 | 22,808 | 4.4 | Franklin | 2,984 | 14,734 | 4.9 |
| St. Clair | 17,801 | 83,471 | 4.7 | Perry | 3,312 | 18,646 | 4.9 | Fremont | 4,017 | 18,349 | 4.6 |
| Saline | 4,444 | 21,560 | 4.9 | Pike | 4,386 | 20,359 | 4.6 | Greene | 3,768 | 17,493 | 4.6 |
| Sangamon | 15,301 | 69,541 | 4.5 | Porter | 4,117 | 17,788 | 4.3 | Grundy | 2,808 | 13,619 | 4.9 |
| Schuyler | 3,563 | 16,032 | 4.5 | Posey | 4,881 | 22,037 | 4.5 | Guthrie | 4,201 | 18,593 | 4.4 |
| Scott | 2,303 | 10,391 | 4.5 | Pulaski | 2,935 | 13,877 | 4.7 | Hamilton | 4,075 | 19,244 | 4.7 |
| Shelby | 6,993 | 31,919 | 4.6 | Putnam | 5,156 | 21,147 | 4.1 | Hancock | 2,714 | 13,564 | 5.0 |
| Stark | 2,339 | 10,064 | 4.3 | Randolph | 6,804 | 28,473 | 4.2 | Hardin | 4,947 | 22,065 | 4.5 |
| Stephenson | 7,956 | 34,189 | 4.3 | Ripley | 4,545 | 19,663 | 4.3 | Harrison | 5,389 | 25,266 | 4.7 |
| Tazewell | 7,179 | 32,796 | 4.6 | Rush | 4,696 | 19,207 | 4.1 | Henry | 4,456 | 18,636 | 4.2 |
| Union | 4,363 | 21,063 | 4.8 | St. Joseph | 12,791 | 57,003 | 4.5 | Howard | 2,973 | 14,269 | 4.8 |
| Vermilion | 14,208 | 62,963 | 4.4 | Scott | 1,859 | 8,276 | 4.5 | Humboldt | 2,561 | 12,465 | 4.9 |
| Wabash | 2,734 | 12,501 | 4.6 | Shelby | 6,307 | 26,265 | 4.2 | Ida | 2,436 | 12,224 | 5.0 |
| Warren | 5,291 | 22,812 | 4.3 | Spencer | 4,860 | 22,075 | 4.5 | Iowa | 3,965 | 19,066 | 4.8 |
| Washington | 4,018 | 19,339 | 4.8 | Starke | 2,245 | 10,325 | 4.6 | Jackson | 5,189 | 23,184 | 4.5 |
| Wayne | 5,703 | 27,534 | 4.8 | Steuben | 3,972 | 15,085 | 3.8 | Jasper | 6,137 | 26,750 | 4.4 |
| White | 5,365 | 25,131 | 4.7 | Sullivan | 5,817 | 25,717 | 4.4 | Jefferson | 3,864 | 16,885 | 4.4 |
| Whiteside | 7,718 | 34,090 | 4.4 | Switzerland | 2,744 | 11,757 | 4.3 | Johnson | 5,521 | 24,285 | 4.4 |
| Will | 15,131 | 71,764 | 4.7 | Tiptecanoe | 8,738 | 37,161 | 4.3 | Jones | 4,624 | 20,997 | 4.5 |
| Williamson | 5,732 | 27,567 | 4.8 | Tipton | 4,351 | 18,944 | 4.4 | Keokuk | 5,663 | 24,686 | 4.4 |
| Winnebago | 11,129 | 47,079 | 4.2 | Union | 1,714 | 6,690 | 3.9 | Kossuth | 4,479 | 22,390 | 5.0 |
| Woodford | 4,654 | 21,391 | 4.6 | Vanderburg | 14,510 | 68,466 | 4.7 | Lee | 8,999 | 38,460 | 4.3 |
| Indiana | 567,072 | 2,460,026 | 4.3 | Vermilion | 3,444 | 15,126 | 4.4 | Linn | 12,643 | 53,843 | 4.3 |
| Adams | 4,536 | 21,940 | 4.8 | Vigo | 14,028 | 59,994 | 4.3 | Louisa | 3,080 | 13,369 | 4.3 |
| Allen | 16,532 | 74,738 | 4.5 | Wabash | 6,628 | 27,850 | 4.2 | Lucas | 3,806 | 19,859 | 4.4 |
| Bartolomew | 5,705 | 24,283 | 4.3 | Warren | 2,668 | 11,237 | 4.2 | Lyon | 2,513 | 12,853 | 5.1 |
| Benton | 2,802 | 12,945 | 4.6 | Warrick | 4,764 | 22,143 | 4.6 | | | | |
| Blackford | 3,994 | 16,933 | 4.2 | Washington | 4,239 | 19,270 | 4.5 | | | | |

¹Indian reservation.

DWELLINGS AND FAMILIES.

TABLE XC.—Number and average size of private families, by counties: 1900—Continued.

| PRIVATE FAMILIES. | | | COUNTIES. | PRIVATE FAMILIES. | | | COUNTIES. | PRIVATE FAMILIES. | | | | |
|----------------------|------------------|------------------|-------------|---------------------|------------------|------------------|-----------------|-------------------|------------------|------------------|-----|--|
| Number. | Popula- tion. | Average size. | | Number. | Popula- tion. | Average size. | | Number. | Popula- tion. | Average size. | | |
| Kentucky—Con. | | | Maine | 161,588 | 670,067 | 4.1 | Michigan—Con. | | | | | |
| Rockcastle | 2,447 | 12,336 | | 5.0 | 12,077 | 52,195 | 4.3 | Cheboygan | 3,172 | 14,919 | 4.7 | |
| Rowan | 1,551 | 8,215 | | 5.3 | 11,425 | 59,378 | 5.2 | Chippewa | 3,758 | 19,085 | 5.1 | |
| Russell | 1,972 | 9,659 | | 4.9 | 23,384 | 96,245 | 4.1 | Clare | 1,908 | 8,179 | 4.3 | |
| Scott | 3,704 | 17,717 | | 4.8 | 4,493 | 17,927 | 4.0 | Clinton | 6,251 | 24,862 | 4.0 | |
| Shelby | 3,908 | 18,175 | | 4.7 | | | | Crawford | 642 | 2,753 | 4.3 | |
| Simpson | 2,515 | 11,553 | | 4.6 | | | | Delta | 4,352 | 21,888 | 5.0 | |
| Spencer | 1,477 | 7,381 | | 5.0 | | | | Dickinson | 3,129 | 16,993 | 5.4 | |
| Taylor | 2,294 | 11,031 | | 4.8 | | | | Eaton | 8,387 | 31,234 | 3.7 | |
| Todd | 3,670 | 17,293 | | 4.7 | | | | Emmet | 3,466 | 14,567 | 4.2 | |
| Trigg | 2,807 | 13,992 | | 5.0 | | | | Genesee | 10,299 | 40,642 | 3.9 | |
| Trimble | 1,561 | 7,266 | | 4.7 | | | | Gladwin | 1,401 | 6,378 | 4.6 | |
| Union | 4,218 | 21,041 | | 5.0 | | | | Gogebic | 2,846 | 15,868 | 5.6 | |
| Warren | 6,229 | 29,501 | | 4.7 | | | | Grand Traverse | 4,320 | 18,801 | 4.4 | |
| Washington | 2,741 | 13,988 | | 5.1 | | | | Gratiot | 7,325 | 29,538 | 4.0 | |
| Wayne | 2,792 | 14,852 | | 5.3 | | | | Hillsdale | 8,051 | 29,500 | 3.7 | |
| Webster | 3,997 | 19,919 | | 5.0 | | | | Houghton | 11,436 | 62,536 | 5.5 | |
| Whitley | 4,829 | 24,893 | | 5.2 | | | | Huron | 6,718 | 33,742 | 5.0 | |
| Wolfe | 1,653 | 8,740 | | 5.3 | | | | Ingham | 10,018 | 38,432 | 3.8 | |
| Woodford | 2,777 | 12,916 | | 4.7 | | | | Ionia | 8,563 | 32,992 | 3.9 | |
| | | | | | | | Iosco | 2,178 | 9,988 | 4.6 | | |
| Louisiana | | | 281,449 | 1,351,820 | 4.8 | | Iron | 1,429 | 7,961 | 5.6 | | |
| Acadia | 4,166 | 22,882 | 5.5 | | | | Isabella | 5,146 | 22,390 | 4.4 | | |
| Ascension | 5,349 | 23,942 | 4.5 | | | | Jackson | 12,055 | 46,613 | 3.9 | | |
| Assumption | 4,587 | 21,444 | 4.7 | | | | Kalamazoo | 10,717 | 41,756 | 3.9 | | |
| Ayoelles | 5,679 | 29,535 | 5.2 | | | | Kalkaska | 1,514 | 6,615 | 4.4 | | |
| Bienville | 3,071 | 17,461 | 5.7 | | | | Kent | 30,157 | 126,396 | 4.2 | | |
| Bossier | 5,250 | 23,844 | 4.5 | | | | Keweenaw | 528 | 2,902 | 5.5 | | |
| Caddo | 10,151 | 43,335 | 4.3 | | | | Lake | 1,067 | 4,710 | 4.4 | | |
| Calcasieu | 5,912 | 29,684 | 5.0 | | | | Lapeer | 6,601 | 26,979 | 4.1 | | |
| Caldwell | 1,365 | 6,867 | 5.0 | | | | Leelanaw | 2,146 | 10,291 | 4.8 | | |
| Cameron | 681 | 3,938 | 5.8 | | | | Lenawee | 12,349 | 47,367 | 3.8 | | |
| Catahoula | 3,054 | 16,214 | 5.3 | | | | Livingston | 5,020 | 19,510 | 3.9 | | |
| Claiborne | 4,169 | 22,970 | 5.5 | | | | Luce | 457 | 2,146 | 4.7 | | |
| Concordia | 3,530 | 13,330 | 3.8 | | | | Mackinac | 1,498 | 7,070 | 4.7 | | |
| De Soto | 4,912 | 24,916 | 5.1 | | | | Macomb | 7,655 | 32,482 | 4.2 | | |
| East Baton Rouge | 6,686 | 29,477 | 4.4 | | | | Manistee | 5,561 | 27,119 | 4.9 | | |
| East Carroll | 2,894 | 11,204 | 3.9 | | | | Marquette | 7,541 | 39,130 | 5.2 | | |
| East Feliciana | 3,787 | 19,031 | 5.0 | | | | Mason | 4,074 | 18,564 | 4.6 | | |
| Franklin | 1,813 | 8,838 | 4.9 | | | | Mecosta | 4,721 | 20,307 | 4.3 | | |
| Grant | 2,450 | 12,623 | 5.2 | | | | Menominee | 4,907 | 25,802 | 5.3 | | |
| Iberia | 5,552 | 28,726 | 5.2 | | | | Midland | 3,248 | 14,318 | 4.4 | | |
| Iberville | 6,207 | 26,314 | 4.2 | | | | Missaukee | 1,879 | 9,165 | 4.8 | | |
| Jackson | 1,579 | 9,119 | 5.8 | | | | Monroe | 7,389 | 32,150 | 4.4 | | |
| Jefferson | 3,460 | 14,656 | 4.2 | | | | Montcalm | 8,052 | 32,402 | 4.0 | | |
| Lafayette | 4,222 | 22,646 | 5.4 | | | | Montmorency | 673 | 3,069 | 4.6 | | |
| Lafourche | 5,496 | 28,457 | 5.2 | | | | Muskegon | 8,315 | 36,280 | 4.4 | | |
| Lincoln | 2,757 | 15,699 | 5.7 | | | | Newaygo | 4,117 | 17,505 | 4.3 | | |
| Livingston | 1,536 | 8,072 | 5.3 | | | | Oakland | 10,867 | 42,618 | 3.9 | | |
| Madison | 3,352 | 12,229 | 3.6 | | | | Oceana | 3,932 | 16,509 | 4.2 | | |
| Morehouse | 3,609 | 16,482 | 4.6 | | | | Ogemaw | 1,573 | 7,688 | 4.9 | | |
| Natchitoches | 6,617 | 32,960 | 5.0 | | | | Ontonagon | 1,176 | 5,288 | 4.5 | | |
| Orleans | 60,796 | 274,452 | 4.5 | | | | Osceola | 3,380 | 17,482 | 4.5 | | |
| Ouachita | 4,614 | 20,572 | 4.5 | | | | Oscoda | 273 | 1,169 | 4.3 | | |
| Plaquemines | 2,603 | 12,728 | 4.9 | | | | Otsego | 1,299 | 5,713 | 4.4 | | |
| Pointe Coupee | 5,515 | 25,563 | 4.6 | | | | Ottawa | 8,654 | 39,248 | 4.5 | | |
| Rapides | 7,502 | 38,818 | 5.2 | | | | Presque Isle | 1,611 | 8,433 | 5.2 | | |
| Red River | 2,298 | 11,486 | 5.0 | | | | Roscommon | 397 | 1,607 | 4.0 | | |
| Richland | 2,360 | 11,049 | 4.7 | | | | Saginaw | 17,839 | 79,110 | 4.4 | | |
| Sabine | 2,799 | 15,207 | 5.4 | | | | St. Clair | 12,208 | 53,879 | 4.4 | | |
| St. Bernard | 1,167 | 4,912 | 4.2 | | | | St. Joseph | 6,396 | 23,604 | 3.7 | | |
| St. Charles | 2,164 | 8,889 | 4.1 | | | | Sanilac | 7,596 | 34,787 | 4.6 | | |
| St. Helena | 1,567 | 8,479 | 5.4 | | | | Schoolcraft | 1,421 | 6,901 | 4.9 | | |
| St. James | 4,420 | 19,714 | 4.5 | | | | Shiawassee | 5,598 | 33,424 | 3.9 | | |
| St. John the Baptist | 2,589 | 12,038 | 4.6 | | | | Tuscola | 8,419 | 35,545 | 4.2 | | |
| St. Landry | 9,575 | 52,517 | 5.5 | | | | Van Buren | 8,508 | 32,735 | 3.8 | | |
| St. Martin | 3,358 | 18,850 | 5.6 | | | | Washtenaw | 10,769 | 46,619 | 4.3 | | |
| St. Mary | 7,022 | 33,428 | 4.8 | | | | Wayne | 73,316 | 337,302 | 4.6 | | |
| St. Tammany | 2,588 | 12,990 | 5.0 | | | | Wexford | 3,704 | 16,149 | 4.4 | | |
| Tangipahoa | 3,401 | 17,278 | 5.1 | | | | Minnesota | 337,284 | 1,669,015 | 4.9 | | |
| Tensas | 4,868 | 18,776 | 3.9 | | | | Aitkin | 1,317 | 6,133 | 4.7 | | |
| Terrebonne | 4,728 | 24,118 | 5.1 | | | | Anoka | 2,278 | 10,953 | 4.8 | | |
| Union | 3,237 | 18,456 | 5.7 | | | | Becker | 2,736 | 14,014 | 5.0 | | |
| Vermilion | 3,676 | 20,604 | 5.6 | | | | Beltrami | 2,571 | 9,863 | 3.8 | | |
| Vernon | 1,884 | 9,935 | 5.3 | | | | Benton | 1,827 | 9,853 | 5.4 | | |
| Washington | 1,617 | 9,604 | 5.9 | | | | Bigstone | 1,596 | 8,322 | 5.2 | | |
| Webster | 2,833 | 15,048 | 5.3 | | | | Blue Earth | 6,724 | 31,674 | 4.7 | | |
| West Baton Rouge | 2,475 | 10,191 | 4.1 | | | | Brown | 3,819 | 19,311 | 5.1 | | |
| West Carroll | 816 | 3,672 | 4.5 | | | | Carlton | 1,869 | 9,194 | 4.9 | | |
| West Feliciana | 3,329 | 15,867 | 4.8 | | | | Carver | 3,288 | 17,337 | 5.3 | | |
| Winn | 1,745 | 9,644 | 5.5 | | | | | | | | | |
| | | | | Maryland | | | 239,837 | 1,152,972 | 4.8 | | | |
| | | | | Allegany | 10,358 | 62,493 | 5.1 | | | | | |
| | | | | Anne Arundel | 7,742 | 37,828 | 4.9 | | | | | |
| | | | | Baltimore | 16,761 | 84,533 | 5.0 | | | | | |
| | | | | Baltimore city | 104,146 | 489,815 | 4.7 | | | | | |
| | | | | Calvert | 1,979 | 10,166 | 5.1 | | | | | |
| | | | | Caroline | 3,515 | 16,119 | 4.6 | | | | | |
| | | | | Carroll | 7,287 | 33,171 | 4.6 | | | | | |
| | | | | Cecil | 5,272 | 24,263 | 4.6 | | | | | |
| | | | | Charles | 3,181 | 17,558 | 5.5 | | | | | |
| | | | | Dorchester | 5,576 | 27,732 | 4.7 | | | | | |
| | | | | Frederick | 10,898 | 50,467 | 4.6 | | | | | |
| | | | | Garrett | 3,296 | 17,486 | 5.3 | | | | | |
| | | | | Harford | 5,873 | 28,097 | 4.8 | | | | | |
| | | | | Howard | 3,171 | 16,483 | 5.2 | | | | | |
| | | | | Kent | 3,873 | 18,393 | 4.7 | | | | | |
| | | | | Montgomery | 5,797 | 30,125 | 5.2 | | | | | |
| | | | | Prince George | 5,510 | 29,215 | 5.3 | | | | | |
| | | | | Queen Anne | 3,724 | 18,197 | 4.9 | | | | | |
| | | | | St. Mary | 3,052 | 16,978 | 5.6 | | | | | |
| | | | | Somerset | 5,385 | 25,826 | 4.8 | | | | | |
| | | | | Talbot | 4,130 | 20,118 | 4.9 | | | | | |
| | | | | Washington | 3,765 | 44,541 | 4.6 | | | | | |
| | | | | Wicomico | 4,797 | 22,730 | 4.7 | | | | | |
| | | | | Worcester | 4,449 | 20,643 | 4.6 | | | | | |
| | | | | Massachusetts | 604,873 | 2,672,527 | 4.4 | | | | | |
| | | | | Barnstable | 7,911 | 27,199 | 3.4 | | | | | |
| | | | | Berkshire | 20,509 | 92,800 | 4.5 | | | | | |
| | | | | Bristol | 54,070 | 245,650 | 4.5 | | | | | |
| | | | | Dukes | 1,400 | 4,468 | 3.2 | | | | | |
| | | | | Essex | 79,772 | 341,372 | 4.3 | | | | | |
| | | | | Franklin | 9,745 | 39,583 | 4.1 | | | | | |
| | | | | Hampden | 36,747 | 166,482 | 4.5 | | | | | |
| | | | | Hampshire | 12,221 | 54,846 | 4.5 | | | | | |
| | | | | Middlesex | 121,116 | 541,384 | 4.5 | | | | | |
| | | | | Nantucket | 932 | 2,924 | 3.1 | | | | | |
| | | | | Norfolk | 32,768 | 144,947 | 4.4 | | | | | |
| | | | | Plymouth | 27,670 | 109,500 | 4.0 | | | | | |
| | | | | Suffolk | 125,767 | 570,853 | 4.5 | | | | | |
| | | | | Worcester | 74,245 | 330,519 | 4.5 | | | | | |
| | | | | Michigan | 542,353 | 2,345 | | | | | | |

STATISTICS OF POPULATION.

TABLE XC.—Number and average size of private families, by counties: 1900—Continued.

| COUNTIES. | PRIVATE FAMILIES. | | | COUNTIES. | PRIVATE FAMILIES. | | | COUNTIES. | PRIVATE FAMILIES. | | |
|--|-------------------|------------------|------------------|------------------|-------------------|------------------|------------------|----------------|-------------------|------------------|------------------|
| | Number. | Popula- tion. | Average size. | | Number. | Popula- tion. | Average size. | | Number. | Popula- tion. | Average size. |
| Minnesota—Con. | | | | Mississippi—Con. | | | | Missouri—Con. | | | |
| Cass | 1,778 | 7,181 | 4.0 | Bolivar | 8,753 | 34,837 | 4.0 | Buchanan | 20,274 | 108,580 | 5.4 |
| Chippewa | 2,288 | 12,201 | 5.3 | Calhoun | 3,110 | 16,484 | 5.3 | Butler | 3,416 | 16,323 | 4.8 |
| Chisago | 2,711 | 13,071 | 4.8 | Carroll | 4,385 | 22,056 | 5.0 | Caldwell | 3,785 | 16,458 | 4.4 |
| Clay | 3,274 | 17,307 | 5.3 | Chickasaw | 3,827 | 19,690 | 5.1 | Callaway | 5,155 | 24,452 | 4.7 |
| Cook | 166 | 678 | 4.0 | Choctaw | 2,400 | 12,952 | 5.4 | Camden | 2,587 | 13,045 | 5.0 |
| Cottonwood | 2,210 | 11,917 | 5.4 | Claiborne | 4,371 | 20,594 | 4.7 | Cape Girardeau | 4,899 | 24,027 | 4.9 |
| Crow Wing | 2,889 | 13,704 | 4.7 | Clarke | 3,264 | 17,640 | 5.4 | Carroll | 5,683 | 26,254 | 4.6 |
| Dakota | 4,194 | 21,185 | 5.0 | Clay | 4,150 | 19,417 | 4.7 | Carter | 1,285 | 6,589 | 5.1 |
| Dodge | 2,747 | 13,149 | 4.8 | Coahoma | 6,619 | 25,455 | 3.9 | Cass | 5,297 | 23,408 | 4.4 |
| Douglas | 3,512 | 17,777 | 5.1 | Copiah | 6,809 | 34,187 | 5.0 | Cedar | 3,675 | 16,823 | 4.6 |
| Faribault | 4,222 | 21,413 | 5.1 | Covington | 2,261 | 12,317 | 5.7 | Chariton | 5,490 | 26,626 | 4.8 |
| Fillmore | 5,931 | 27,990 | 4.7 | De Soto | 5,111 | 24,619 | 4.8 | Christian | 3,465 | 16,897 | 4.9 |
| Freeborn | 4,284 | 21,347 | 5.0 | Franklin | 2,605 | 13,631 | 5.2 | Clark | 3,548 | 15,277 | 4.3 |
| Goodhue | 6,223 | 30,170 | 4.8 | Greene | 1,180 | 6,625 | 5.6 | Clay | 4,254 | 18,341 | 4.3 |
| Grant | 1,641 | 8,796 | 5.4 | Grenada | 2,912 | 13,955 | 4.8 | Clinton | 3,903 | 17,211 | 4.4 |
| Hennepin | 46,699 | 213,304 | 4.6 | Hancock | 2,251 | 11,397 | 5.1 | Cole | 3,689 | 18,184 | 4.9 |
| Houston | 3,039 | 15,231 | 5.0 | Harrison | 4,128 | 20,231 | 4.9 | Cooper | 4,665 | 21,920 | 4.7 |
| Hubbard | 1,944 | 9,942 | 4.4 | Hinds | 10,658 | 50,811 | 4.8 | Crawford | 2,568 | 12,927 | 5.0 |
| Isanti | 2,240 | 11,540 | 5.2 | Holmes | 7,619 | 36,492 | 4.9 | Dade | 3,800 | 18,031 | 4.7 |
| Itasca | 917 | 3,475 | 3.8 | Issaquena | 2,657 | 9,969 | 3.8 | Dallas | 2,808 | 13,859 | 4.9 |
| Jackson | 2,764 | 14,576 | 5.3 | Itawamba | 2,458 | 13,510 | 5.5 | Daviess | 4,697 | 21,183 | 4.5 |
| Kanabec | 918 | 4,484 | 4.9 | Jackson | 3,339 | 15,885 | 4.8 | DeKalb | 3,232 | 14,353 | 4.4 |
| Kandiyohi | 3,414 | 18,000 | 5.3 | Jasper | 2,702 | 15,342 | 5.7 | Dent | 2,511 | 12,948 | 5.2 |
| Kitson | 1,540 | 7,744 | 5.0 | Jefferson | 4,611 | 21,189 | 4.6 | Douglas | 3,175 | 16,771 | 5.3 |
| Lac qui Parle | 2,554 | 14,023 | 5.5 | Jones | 3,212 | 17,266 | 5.4 | Dunklin | 4,307 | 21,222 | 4.9 |
| Lake | 705 | 3,413 | 4.8 | Kemper | 3,983 | 20,477 | 5.1 | Franklin | 6,069 | 30,253 | 4.9 |
| Lesueur | 4,081 | 19,954 | 4.9 | Lafayette | 4,386 | 21,909 | 5.1 | Gasconade | 2,434 | 12,226 | 5.0 |
| Lincoln | 1,626 | 8,725 | 5.4 | Lauderdale | 7,705 | 37,109 | 4.8 | Gentry | 4,492 | 20,255 | 4.5 |
| Lyon | 2,885 | 14,257 | 5.0 | Lawrence | 2,613 | 15,064 | 5.8 | Greene | 11,263 | 61,633 | 4.6 |
| McLeod | 3,828 | 19,444 | 5.1 | Leake | 3,256 | 17,349 | 5.3 | Grundy | 4,083 | 17,618 | 4.3 |
| Marshall | 3,045 | 15,398 | 5.1 | Lee | 4,282 | 21,807 | 5.1 | Harrison | 5,313 | 24,187 | 4.6 |
| Martin | 3,254 | 16,516 | 5.1 | Leflore | 5,571 | 23,360 | 4.2 | Henry | 6,200 | 27,772 | 4.5 |
| Meeker | 3,508 | 17,661 | 5.0 | Lincoln | 4,054 | 21,360 | 5.3 | Hickory | 2,081 | 9,969 | 4.9 |
| Millelacs | 1,650 | 7,741 | 4.7 | Lowndes | 6,354 | 28,548 | 4.5 | Holt | 3,731 | 16,865 | 4.5 |
| Morrison | 4,232 | 22,215 | 5.2 | Madison | 6,642 | 32,143 | 4.8 | Howard | 3,847 | 18,096 | 4.7 |
| Mower | 4,464 | 21,615 | 4.8 | Marion | 2,328 | 13,381 | 5.7 | Howell | 4,429 | 21,666 | 4.9 |
| Murray | 2,163 | 11,532 | 5.3 | Marshall | 5,106 | 26,625 | 5.2 | Iron | 1,686 | 8,598 | 5.1 |
| Nicollet | 2,657 | 13,483 | 5.1 | Monroe | 6,568 | 30,816 | 4.7 | Jackson | 42,094 | 180,485 | 4.3 |
| Nobles | 2,772 | 14,346 | 5.2 | Montgomery | 3,105 | 16,367 | 5.3 | Jasper | 17,994 | 80,825 | 4.5 |
| Norman | 2,706 | 14,753 | 5.5 | Neshoba | 2,324 | 12,709 | 5.5 | Jefferson | 5,199 | 25,411 | 4.9 |
| Olmsted | 4,612 | 21,452 | 4.7 | Newton | 3,655 | 19,636 | 5.4 | Johnson | 6,135 | 27,470 | 4.5 |
| Ottertail | 8,435 | 43,508 | 5.2 | Noxubee | 6,516 | 30,633 | 4.7 | Knox | 2,927 | 13,396 | 4.6 |
| Pine | 2,267 | 10,898 | 4.8 | Oktibbeha | 4,176 | 20,115 | 4.8 | Laclede | 3,338 | 16,437 | 4.9 |
| Pipestone | 1,794 | 8,848 | 4.9 | Panola | 5,728 | 28,899 | 5.0 | Lafayette | 6,413 | 31,097 | 4.8 |
| Polk | 6,418 | 34,026 | 5.3 | Pearl River | 1,186 | 6,434 | 5.4 | Lawrence | 6,680 | 31,203 | 4.7 |
| Pope | 2,332 | 12,390 | 5.3 | Perry | 2,719 | 14,223 | 5.2 | Lewis | 3,765 | 16,478 | 4.4 |
| Ramsey | 31,533 | 156,072 | 4.9 | Pike | 5,181 | 26,885 | 5.2 | Lincoln | 3,913 | 18,225 | 4.7 |
| Red Lake | 2,263 | 11,814 | 5.2 | Pontotoc | 3,575 | 18,199 | 5.1 | Linn | 5,764 | 25,169 | 4.4 |
| Redwood | 3,266 | 16,944 | 5.2 | Prentiss | 2,971 | 15,733 | 5.3 | Livingston | 4,937 | 21,862 | 4.4 |
| Renville | 4,297 | 23,349 | 5.4 | Quitman | 1,174 | 5,274 | 4.5 | McDonald | 2,783 | 13,492 | 4.8 |
| Rice | 5,203 | 24,498 | 4.7 | Rankin | 4,034 | 20,380 | 5.2 | Macon | 7,385 | 32,673 | 4.4 |
| Rock | 1,810 | 9,457 | 5.2 | Scott | 2,684 | 14,292 | 5.3 | Madison | 1,989 | 9,386 | 5.0 |
| Roseau | 1,622 | 6,763 | 4.2 | Sharkey | 2,809 | 11,373 | 4.2 | Maries | 1,842 | 9,580 | 5.2 |
| St. Louis | 13,915 | 69,671 | 5.0 | Simpson | 2,320 | 12,715 | 5.5 | Marion | 6,220 | 26,368 | 4.2 |
| Scott | 2,885 | 14,960 | 5.2 | Smith | 2,307 | 13,007 | 5.6 | Mercer | 3,143 | 14,626 | 4.7 |
| Sherburne | 1,434 | 7,024 | 4.9 | Sunflower | 3,752 | 15,613 | 4.2 | Miller | 2,999 | 15,154 | 5.1 |
| Sibley | 3,141 | 16,718 | 5.3 | Tallahatchie | 4,015 | 19,430 | 4.8 | Mississippi | 2,449 | 11,645 | 4.8 |
| Stearns | 8,131 | 43,366 | 5.3 | Tate | 4,028 | 20,520 | 5.1 | Moniteau | 3,322 | 15,802 | 4.8 |
| Steele | 3,250 | 16,000 | 4.9 | Tippah | 2,444 | 12,312 | 5.2 | Monroe | 4,410 | 19,623 | 4.4 |
| Stevens | 1,519 | 8,195 | 5.4 | Tishomingo | 1,997 | 10,057 | 5.0 | Montgomery | 3,585 | 16,414 | 4.6 |
| Swift | 2,425 | 13,224 | 5.5 | Tunica | 3,929 | 15,641 | 4.0 | Morgan | 2,506 | 12,095 | 4.8 |
| Todd | 4,447 | 21,996 | 4.9 | Union | 3,155 | 16,385 | 5.2 | New Madrid | 2,213 | 10,947 | 4.9 |
| Traverse | 1,394 | 7,313 | 5.2 | Warren | 9,824 | 39,944 | 4.1 | Newton | 5,549 | 26,782 | 4.8 |
| Wabasha | 3,935 | 18,538 | 4.7 | Washington | 12,692 | 47,943 | 3.8 | Nodaway | 7,130 | 32,391 | 4.5 |
| Wadena | 1,629 | 7,715 | 4.7 | Wayne | 2,314 | 12,481 | 5.4 | Oregon | 2,723 | 13,772 | 5.1 |
| Waseca | 2,886 | 14,563 | 5.0 | Webster | 2,486 | 13,587 | 5.5 | Osage | 2,670 | 14,017 | 5.2 |
| Washington | 5,140 | 25,637 | 5.0 | Wilkinson | 4,495 | 21,354 | 4.8 | Ozark | 2,267 | 12,138 | 5.4 |
| Watonwan | 2,169 | 11,030 | 5.1 | Winston | 2,598 | 14,122 | 5.4 | Femiscot | 2,370 | 11,654 | 4.9 |
| Wilkin | 1,486 | 7,774 | 5.2 | Yalobusha | 3,913 | 19,508 | 5.0 | Perry | 2,904 | 14,947 | 5.1 |
| Winona | 7,397 | 34,957 | 4.7 | Yazoo | 9,368 | 43,492 | 4.6 | Pettis | 7,128 | 31,987 | 4.5 |
| Wright | 5,739 | 28,855 | 5.0 | | | | Phelps | 2,822 | 13,889 | 4.9 | |
| Yellow Medicine | 2,599 | 14,354 | 5.5 | | | | Pike | 5,860 | 25,402 | 4.3 | |
| White Earth reserva- tion. ¹ | 783 | 3,449 | 4.4 | | | | Platte | 3,463 | 15,815 | 4.6 | |
| Mississippi | 316,114 | 1,529,042 | 4.8 | Missouri | 646,872 | 3,012,952 | 4.7 | Polk | 4,823 | 23,144 | 4.8 |
| Adams | 6,874 | 29,306 | 4.3 | Adair | 4,679 | 21,322 | 4.6 | Pulaski | 2,035 | 10,338 | 5.1 |
| Alcorn | 2,369 | 14,720 | 5.1 | Andrew | 3,760 | 17,177 | 4.6 | Putnam | 3,445 | 16,602 | 4.8 |
| Amite | 4,011 | 20,636 | 5.1 | Atchison | 3,370 | 16,258 | 4.8 | Ralls | 2,685 | 12,160 | 4.5 |
| Attala | 4,974 | 26,155 | 5.3 | Audrain | 4,650 | 20,972 | 4.5 | Randolph | 5,574 | 24,138 | 4.3 |
| Benton | 1,922 | 10,443 | 5.4 | Barry | 3,218 | 25,391 | 4.9 | Ray | 5,276 | 24,612 | 4.7 |
| | | | | Barton | 4,006 | 18,109 | 4.5 | Reynolds | 1,506 | 8,125 | 5.4 |
| | | | | Bates | 6,656 | 29,979 | 4.5 | Ripley | 2,602 | 13,100 | 5.0 |
| | | | | Benton | 3,382 | 16,495 | 4.9 | St. Charles | 4,822 | 23,817 | 4.9 |
| | | | | Bollinger | 2,849 | 14,538 | 5.1 | St. Clair | 3,817 | 17,798 | 4.7 |
| | | | | Boone | 6,221 | 28,288 | 4.5 | Ste. Genevieve | 1,944 | 10,271 | 5.3 |
| | | | | | | | St. Francois | 4,658 | 23,343 | 5.0 | |

¹ Indian reservation.

DWELLINGS AND FAMILIES.

TABLE XC.—Number and average size of private families, by counties: 1900—Continued.

| PRIVATE FAMILIES. | | | COUNTIES. | PRIVATE FAMILIES. | | | COUNTIES. | PRIVATE FAMILIES. | | | |
|-------------------------------|------------------|------------------|---------------|-------------------|------------------|------------------|-----------|-------------------|------------------|------------------|-----|
| Number. | Popula- tion. | Average size. | | Number. | Popula- tion. | Average size. | | Number. | Popula- tion. | Average size. | |
| Missouri—Con. | | | Nebraska—Con. | | | New Jersey | | | | | |
| St. Louis | 9,622 | 47,619 | 4.9 | Grant | 172 | 716 | 4.2 | Atlantic | 408,993 | 1,819,831 | 4.4 |
| St. Louis city | 121,123 | 542,646 | 4.5 | Grealey | 1,112 | 5,633 | 5.1 | Bergen | 9,418 | 40,296 | 4.3 |
| Saline | 7,020 | 33,365 | 4.8 | Hall | 3,508 | 16,526 | 4.7 | Burlington | 16,599 | 76,492 | 4.6 |
| Schuyler | 2,341 | 10,772 | 4.6 | Hamilton | 2,745 | 13,208 | 4.8 | Camden | 13,373 | 57,017 | 4.3 |
| Scotland | 3,015 | 13,151 | 4.4 | Harlan | 1,974 | 9,262 | 4.7 | Cape May | 24,153 | 104,939 | 4.3 |
| Scott | 2,583 | 12,865 | 5.0 | Hayes | 579 | 2,708 | 4.7 | Cumberland | 3,240 | 12,614 | 3.9 |
| Shannon | 2,169 | 11,113 | 5.1 | Hitchcock | 987 | 4,401 | 4.5 | Essex | 12,046 | 50,092 | 4.2 |
| Shelby | 3,647 | 16,069 | 4.4 | Holt | 2,510 | 12,032 | 4.8 | Gloucester | 76,659 | 346,629 | 4.5 |
| Stoddard | 4,964 | 24,410 | 4.9 | Hooker | 79 | 353 | 4.5 | Hudson | 7,394 | 31,478 | 4.3 |
| Stone | 1,991 | 9,889 | 5.0 | Howard | 2,084 | 10,272 | 4.9 | Hunterdon | 82,811 | 376,578 | 4.5 |
| Sullivan | 4,243 | 20,118 | 4.7 | Jefferson | 3,226 | 15,022 | 4.7 | Mercer | 3,711 | 33,898 | 3.9 |
| Taney | 2,015 | 10,103 | 5.0 | Johnson | 2,411 | 11,042 | 4.6 | Middlesex | 19,809 | 89,961 | 4.5 |
| Texas | 4,323 | 22,112 | 5.1 | Kearney | 2,059 | 9,798 | 4.8 | Monmouth | 16,385 | 76,352 | 4.7 |
| Vernon | 6,697 | 30,341 | 4.5 | Keith | 435 | 1,892 | 4.3 | Morris | 18,542 | 78,022 | 4.2 |
| Warren | 1,941 | 9,712 | 5.0 | Keyapaha | 659 | 3,057 | 4.6 | Ocean | 13,631 | 60,976 | 4.5 |
| Washington | 2,802 | 14,188 | 5.1 | Kimball | 184 | 737 | 4.0 | Oceana | 4,720 | 19,090 | 4.0 |
| Wayne | 2,999 | 15,063 | 5.0 | Knox | 2,862 | 13,962 | 4.9 | Passaic | 33,017 | 151,090 | 4.6 |
| Webster | 3,328 | 16,573 | 5.0 | Lancaster | 12,517 | 58,498 | 4.7 | Salem | 6,109 | 25,151 | 4.1 |
| Worth | 2,078 | 9,782 | 4.7 | Lincoln | 2,385 | 11,225 | 4.7 | Somerset | 7,341 | 32,089 | 4.4 |
| Wright | 3,458 | 17,445 | 5.0 | Logan | 209 | 935 | 4.5 | Sussex | 5,630 | 23,470 | 4.2 |
| Montana | 52,125 | 206,054 | 4.0 | Loup | 282 | 1,295 | 4.6 | Union | 20,559 | 96,595 | 4.7 |
| Beaverhead | 1,387 | 5,015 | 3.6 | McPherson | 123 | 514 | 4.2 | Warren | 8,846 | 37,007 | 4.2 |
| Broadwater | 653 | 2,437 | 3.7 | Madison | 3,301 | 16,360 | 5.0 | New Mexico | 45,510 | 189,216 | 4.2 |
| Carbon | 1,700 | 7,057 | 4.2 | Merrick | 1,954 | 9,122 | 4.7 | Bernalillo | 6,830 | 27,259 | 4.0 |
| Cascade | 4,606 | 20,621 | 4.5 | Nance | 1,677 | 7,891 | 4.7 | Chaves | 1,130 | 4,572 | 4.0 |
| Choteau | 2,023 | 7,334 | 3.6 | Nemaha | 3,198 | 14,749 | 4.6 | Colfax | 2,374 | 9,788 | 4.1 |
| Custer | 1,798 | 7,075 | 3.9 | Nuckolls | 2,590 | 12,221 | 4.7 | Donna Ana | 2,313 | 9,835 | 4.3 |
| Dawson | 590 | 2,271 | 3.8 | Otoe | 4,645 | 21,845 | 4.7 | Eddy | 715 | 3,125 | 4.4 |
| Deerlodge | 3,566 | 14,419 | 4.0 | Pawnee | 2,498 | 11,646 | 4.7 | Grant | 3,153 | 12,003 | 3.8 |
| Fergus | 1,532 | 6,269 | 4.1 | Perkins | 392 | 1,686 | 4.3 | Guadalupe | 1,219 | 5,412 | 4.4 |
| Flathead | 2,235 | 8,252 | 3.7 | Phelps | 2,149 | 10,495 | 4.9 | Lincoln | 1,063 | 4,738 | 4.5 |
| Gallatin | 2,033 | 9,193 | 4.5 | Pierce | 1,596 | 8,388 | 5.3 | Mora | 2,343 | 10,245 | 4.4 |
| Granite | 1,103 | 3,966 | 3.6 | Platte | 3,370 | 17,430 | 5.2 | Otero | 1,090 | 4,599 | 4.2 |
| Jefferson | 1,250 | 4,140 | 3.3 | Polk | 2,176 | 10,486 | 4.8 | Rio Arriba | 3,357 | 13,694 | 4.1 |
| Lewis and Clarke | 4,237 | 16,404 | 3.9 | Redwillow | 2,068 | 9,466 | 4.6 | San Juan | 945 | 4,799 | 5.1 |
| Madison | 1,966 | 6,915 | 3.5 | Richardson | 4,161 | 19,399 | 4.7 | San Miguel | 5,227 | 21,561 | 4.1 |
| Meagher | 765 | 2,104 | 2.8 | Rock | 613 | 2,738 | 4.5 | Santa Fe | 3,448 | 13,526 | 3.9 |
| Missoula | 2,962 | 11,318 | 3.8 | Saline | 3,968 | 18,060 | 4.6 | Sierra | 814 | 3,121 | 3.8 |
| Park | 1,704 | 6,251 | 3.7 | Sarpy | 1,717 | 8,408 | 4.9 | Socorro | 2,977 | 11,988 | 4.0 |
| Ravalli | 1,629 | 7,199 | 4.4 | Saunders | 4,597 | 21,875 | 4.8 | Taos | 2,521 | 10,826 | 4.3 |
| Silverbow | 9,308 | 39,415 | 4.2 | Scotts Bluff | 545 | 2,519 | 4.6 | Union | 978 | 4,463 | 4.6 |
| Sweet Grass | 655 | 2,955 | 4.5 | Seward | 3,297 | 15,390 | 4.7 | Valencia | 3,013 | 13,662 | 4.5 |
| Teton | 1,035 | 4,261 | 4.1 | Sheridan | 1,325 | 5,954 | 4.5 | New York | 1,608,170 | 6,922,981 | 4.3 |
| Valley | 1,345 | 3,824 | 2.8 | Sherman | 1,290 | 6,526 | 5.1 | Albany | 37,358 | 158,201 | 4.2 |
| Yellowstone | 1,259 | 5,176 | 4.1 | Sioux | 458 | 2,040 | 4.5 | Allegany | 10,838 | 40,845 | 3.8 |
| Crow reservation ¹ | 794 | 2,183 | 2.7 | Stanton | 1,358 | 6,911 | 5.1 | Broome | 17,117 | 65,512 | 3.8 |
| Nebraska | 217,990 | 1,030,239 | 4.7 | Thayer | 2,942 | 14,157 | 4.8 | Cattaraugus | 15,695 | 63,663 | 4.1 |
| Adams | 3,957 | 17,795 | 4.5 | Thomas | 135 | 593 | 4.4 | Cayuga | 16,279 | 63,059 | 3.9 |
| Antelope | 2,358 | 11,156 | 4.7 | Thurston | 1,339 | 6,442 | 4.8 | Chautauqua | 21,919 | 86,005 | 3.9 |
| Banner | 260 | 1,114 | 4.3 | Valley | 1,554 | 7,266 | 4.7 | Chemung | 12,747 | 50,914 | 4.0 |
| Blaine | 152 | 596 | 3.9 | Washington | 2,681 | 13,001 | 4.8 | Chenango | 9,960 | 35,747 | 3.6 |
| Boone | 2,404 | 11,650 | 4.8 | Wayne | 1,891 | 9,481 | 5.0 | Clinton | 9,594 | 44,888 | 4.7 |
| Boxbutte | 1,211 | 5,120 | 4.2 | Webster | 2,468 | 11,536 | 4.7 | Columbia | 10,144 | 40,877 | 4.0 |
| Boyd | 1,588 | 7,272 | 4.6 | Wheeler | 303 | 1,345 | 4.4 | Cortland | 7,435 | 26,980 | 3.6 |
| Brown | 774 | 3,416 | 4.4 | York | 3,634 | 17,541 | 4.8 | Delaware | 11,500 | 45,353 | 3.9 |
| Buffalo | 4,326 | 19,731 | 4.6 | Nevada | 10,472 | 37,438 | 3.6 | Dutchess | 18,456 | 73,905 | 4.1 |
| Burt | 2,610 | 12,690 | 4.9 | Churchill | 187 | 797 | 4.3 | Essex | 90,490 | 413,563 | 4.6 |
| Butler | 3,274 | 15,551 | 4.7 | Douglas | 330 | 1,417 | 4.3 | Franklin | 6,723 | 29,609 | 4.4 |
| Cass | 4,477 | 20,977 | 4.7 | Elko | 1,231 | 4,978 | 4.0 | Fulton | 9,038 | 40,983 | 4.5 |
| Cedar | 2,481 | 12,324 | 5.0 | Esmeralda | 638 | 1,814 | 2.8 | Genesee | 11,040 | 42,126 | 3.8 |
| Chase | 573 | 2,540 | 4.4 | Eureka | 574 | 1,779 | 3.1 | Greene | 8,434 | 33,711 | 4.0 |
| Cherry | 1,433 | 6,261 | 4.4 | Humboldt | 1,072 | 3,650 | 3.4 | Hamilton | 7,743 | 29,953 | 3.9 |
| Cheyenne | 1,090 | 5,033 | 4.6 | Lander | 393 | 1,333 | 3.4 | Herkimer | 886 | 4,317 | 4.9 |
| Clay | 3,337 | 15,565 | 4.7 | Lincoln | 1,010 | 3,032 | 3.0 | Jefferson | 12,128 | 49,457 | 4.1 |
| Colfax | 2,259 | 11,106 | 4.9 | Lyon | 539 | 2,167 | 4.0 | Jefferson | 18,341 | 73,960 | 3.9 |
| Cuming | 2,725 | 14,422 | 5.3 | Nye | 347 | 1,118 | 3.2 | Kings | 252,519 | 1,125,830 | 4.5 |
| Custer | 4,188 | 19,572 | 4.7 | Ormsby | 655 | 2,369 | 3.6 | Lewis | 6,652 | 26,845 | 4.0 |
| Dakota | 1,257 | 6,199 | 4.9 | Storey | 1,064 | 3,372 | 3.2 | Livingston | 8,892 | 35,488 | 4.0 |
| Dawes | 1,373 | 5,302 | 4.2 | Washoe | 1,894 | 7,795 | 4.1 | Madison | 10,751 | 39,442 | 3.7 |
| Dawson | 2,586 | 11,968 | 4.6 | White Pine | 538 | 1,816 | 3.4 | Monroe | 46,989 | 209,091 | 4.4 |
| Deuel | 571 | 2,518 | 4.4 | New Hampshire | 96,534 | 394,378 | 4.1 | Montgomery | 11,117 | 46,310 | 4.2 |
| Dixon | 2,132 | 10,408 | 4.9 | Belknap | 5,064 | 18,847 | 3.7 | Nassau | 11,700 | 53,019 | 4.5 |
| Dodge | 4,495 | 21,517 | 4.8 | Carroll | 4,335 | 16,213 | 3.7 | New York | 425,461 | 1,925,515 | 4.5 |
| Douglas | 26,985 | 127,675 | 4.7 | Cheshire | 7,712 | 30,526 | 4.0 | Niagara | 16,642 | 72,007 | 4.3 |
| Dundy | 563 | 2,376 | 4.2 | Coos | 6,161 | 27,822 | 4.5 | Oneida | 30,680 | 126,185 | 4.1 |
| Fillmore | 3,145 | 14,892 | 4.7 | Grafton | 9,850 | 39,013 | 4.0 | Onondaga | 39,762 | 162,271 | 4.1 |
| Franklin | 1,910 | 9,266 | 4.9 | Hillsboro | 24,634 | 107,423 | 4.4 | Ontario | 12,174 | 47,869 | 3.9 |
| Frontier | 1,821 | 8,719 | 4.8 | Merrimack | 12,680 | 49,322 | 3.9 | Orange | 28,174 | 97,643 | 4.2 |
| Furnas | 2,679 | 12,220 | 4.6 | Rockingham | 12,623 | 49,311 | 3.9 | | | | |
| Gage | 6,418 | 29,456 | 4.6 | Strafford | 8,886 | 38,004 | 4.3 | | | | |
| Garfield | 481 | 2,092 | 4.3 | Sullivan | 4,589 | 17,387 | 3.8 | | | | |
| Gosper | 1,100 | 5,282 | 4.8 | | | | | | | | |

¹Indian reservation.

STATISTICS OF POPULATION.

TABLE XC.—Number and average size of private families, by counties: 1900—Continued.

| PRIVATE FAMILIES. | | | COUNTIES. | PRIVATE FAMILIES. | | | COUNTIES. | PRIVATE FAMILIES. | | | | | |
|---------------------|------------------|------------------|----------------|--|------------------|------------------|-----------|-------------------|------------------|------------------|--------|---------|-----|
| Number. | Popula- tion. | Average size. | | Number. | Popula- tion. | Average size. | | Number. | Popula- tion. | Average size. | | | |
| New York—Con. | | | North Carolina | | | Ohio..... | | | | | | | |
| Orleans..... | 7,476 | 29,587 | 4.0 | Martin..... | 3,145 | 15,283 | 4.9 | 934,674 | 4,028,125 | 4.3 | | | |
| Oswego..... | 17,895 | 69,426 | 3.9 | Mecklenburg..... | 10,874 | 53,926 | 5.0 | Adams..... | 5,759 | 26,088 | 4.5 | | |
| Putnam..... | 3,247 | 18,176 | 4.1 | Mitchell..... | 2,860 | 15,123 | 5.3 | Allen..... | 10,712 | 47,002 | 4.4 | | |
| Queens..... | 31,840 | 146,831 | 4.7 | Montgomery..... | 2,651 | 13,941 | 5.3 | Ashland..... | 5,422 | 21,030 | 3.9 | | |
| Rensselaer..... | 27,933 | 116,698 | 4.2 | Moore..... | 4,573 | 23,386 | 5.1 | Ashtabula..... | 12,413 | 49,633 | 4.0 | | |
| Richmond..... | 13,550 | 61,153 | 4.6 | Nash..... | 5,080 | 25,240 | 5.0 | Athens..... | 8,235 | 37,117 | 4.5 | | |
| Rockland..... | 7,734 | 34,596 | 4.5 | New Hanover..... | 5,990 | 25,090 | 4.2 | Auglaize..... | 6,743 | 30,566 | 4.5 | | |
| St. Lawrence..... | 20,451 | 84,800 | 4.1 | Northampton..... | 4,075 | 20,832 | 5.1 | Belmont..... | 13,204 | 59,723 | 4.5 | | |
| Saratoga..... | 14,518 | 59,063 | 4.1 | Onslow..... | 2,536 | 11,835 | 5.1 | Brown..... | 6,495 | 27,821 | 4.3 | | |
| Schenectady..... | 9,853 | 44,353 | 4.5 | Orange..... | 2,584 | 14,625 | 5.1 | Butler..... | 12,695 | 56,046 | 4.3 | | |
| Schoharie..... | 7,072 | 26,251 | 3.7 | Pamlico..... | 1,639 | 8,000 | 4.9 | Carroll..... | 3,959 | 18,615 | 4.2 | | |
| Schuyler..... | 4,401 | 15,467 | 3.5 | Pasquotank..... | 2,519 | 13,520 | 4.8 | Champaign..... | 6,574 | 26,241 | 4.0 | | |
| Seneca..... | 6,500 | 24,959 | 3.8 | Pender..... | 2,561 | 13,359 | 5.2 | Clark..... | 13,336 | 57,070 | 4.3 | | |
| Steuens..... | 20,611 | 79,479 | 3.9 | Perquimans..... | 1,949 | 10,026 | 5.1 | Clermont..... | 7,730 | 31,372 | 4.1 | | |
| Suffolk..... | 16,907 | 69,172 | 4.1 | Person..... | 3,058 | 16,564 | 5.4 | Clinton..... | 5,898 | 28,862 | 4.0 | | |
| Sullivan..... | 7,310 | 30,679 | 4.2 | Pitt..... | 6,060 | 30,669 | 5.1 | Columbiana..... | 15,650 | 66,920 | 4.3 | | |
| Tioga..... | 7,655 | 27,433 | 3.6 | Polk..... | 1,877 | 6,977 | 5.1 | Coshocton..... | 6,571 | 28,900 | 4.4 | | |
| Tompkins..... | 8,941 | 32,707 | 3.7 | Randolph..... | 5,558 | 28,026 | 5.0 | Crawford..... | 7,898 | 33,348 | 4.2 | | |
| Ulster..... | 20,024 | 85,527 | 4.3 | Richmond..... | 3,056 | 15,572 | 5.1 | Cuyahoga..... | 92,799 | 417,943 | 4.5 | | |
| Warren..... | 6,955 | 28,822 | 4.1 | Robeson..... | 7,645 | 40,023 | 5.2 | Darke..... | 9,756 | 42,027 | 4.3 | | |
| Washington..... | 11,199 | 44,440 | 4.0 | Rockingham..... | 6,069 | 32,820 | 5.4 | Defiance..... | 5,903 | 25,997 | 4.4 | | |
| Wayne..... | 12,627 | 47,537 | 3.8 | Rowan..... | 6,041 | 30,605 | 5.1 | Delaware..... | 6,352 | 25,532 | 4.0 | | |
| Westchester..... | 36,952 | 170,683 | 4.6 | Rutherford..... | 4,746 | 24,968 | 5.3 | Erie..... | 8,350 | 35,426 | 4.2 | | |
| Wyoming..... | 7,631 | 29,454 | 3.9 | Sampson..... | 4,876 | 26,298 | 5.4 | Fairfield..... | 7,797 | 32,772 | 4.2 | | |
| Yates..... | 5,460 | 20,039 | 3.7 | Scotland..... | 2,536 | 12,458 | 4.9 | Fayette..... | 5,054 | 21,468 | 4.2 | | |
| North Carolina..... | | | 367,565 | 1,871,311 | 5.1 | Stanly..... | 2,794 | 15,157 | 5.4 | Franklin..... | 35,544 | 151,099 | 4.3 |
| Alamance..... | 4,818 | 25,206 | 5.2 | Stokes..... | 3,701 | 19,800 | 5.3 | Fulton..... | 5,489 | 22,626 | 4.1 | | |
| Alexander..... | 2,179 | 10,940 | 5.0 | Surry..... | 5,022 | 25,383 | 5.1 | Gallia..... | 5,911 | 26,716 | 4.5 | | |
| Alleghany..... | 1,497 | 7,753 | 5.2 | Swain..... | 1,501 | 8,205 | 5.5 | Geauga..... | 3,724 | 14,465 | 3.9 | | |
| Anson..... | 4,042 | 21,646 | 5.4 | Transylvania..... | 1,285 | 6,549 | 5.1 | Greene..... | 7,878 | 29,976 | 4.1 | | |
| Ashe..... | 3,613 | 19,540 | 5.4 | Tyrrell..... | 1,000 | 4,974 | 5.0 | Guernsey..... | 7,756 | 33,800 | 4.4 | | |
| Beaufort..... | 5,427 | 26,082 | 4.8 | Union..... | 5,082 | 26,989 | 5.3 | Hamilton..... | 90,597 | 390,617 | 4.3 | | |
| Bertie..... | 4,061 | 20,425 | 5.0 | Vance..... | 3,149 | 16,571 | 5.3 | Hancock..... | 9,879 | 41,380 | 4.2 | | |
| Bladen..... | 3,320 | 17,613 | 5.3 | Wake..... | 10,541 | 52,596 | 5.0 | Hardin..... | 7,225 | 30,807 | 4.3 | | |
| Brunswick..... | 2,453 | 12,488 | 5.1 | Warren..... | 3,556 | 19,063 | 5.4 | Harrison..... | 4,896 | 20,126 | 4.1 | | |
| Buncombe..... | 8,823 | 43,116 | 4.9 | Washington..... | 2,156 | 10,531 | 4.9 | Henry..... | 6,035 | 27,011 | 4.5 | | |
| Burke..... | 3,210 | 16,743 | 5.2 | Watauga..... | 2,504 | 13,347 | 5.3 | Highland..... | 7,334 | 30,699 | 4.2 | | |
| Cabarrus..... | 4,093 | 21,376 | 5.3 | Wayne..... | 6,280 | 30,544 | 4.9 | Hocking..... | 5,170 | 24,113 | 4.7 | | |
| Caldwell..... | 2,992 | 15,623 | 5.2 | Wilkes..... | 5,217 | 26,772 | 5.1 | Holmes..... | 4,383 | 19,289 | 4.4 | | |
| Camden..... | 1,111 | 5,470 | 4.9 | Wilson..... | 4,776 | 23,314 | 4.9 | Huron..... | 8,232 | 31,779 | 3.9 | | |
| Carteret..... | 2,511 | 11,751 | 4.7 | Yadkin..... | 2,809 | 14,029 | 5.0 | Jackson..... | 7,206 | 33,379 | 4.6 | | |
| Caswell..... | 2,940 | 14,955 | 5.1 | Yancey..... | 2,139 | 11,445 | 5.4 | Jefferson..... | 9,460 | 42,606 | 4.5 | | |
| Catawba..... | 4,236 | 22,023 | 5.2 | North Dakota..... | | | 63,360 | 305,338 | 4.8 | Knox..... | 6,373 | 27,173 | 4.0 |
| Chatham..... | 4,616 | 23,797 | 5.2 | Barnes..... | 2,357 | 12,143 | 5.2 | Lake..... | 5,107 | 20,792 | 4.1 | | |
| Cherokee..... | 2,114 | 11,796 | 5.6 | Benson..... | 1,368 | 7,968 | 4.3 | Lawrence..... | 7,986 | 39,122 | 4.9 | | |
| Chowan..... | 2,051 | 10,126 | 4.9 | Billings..... | 231 | 934 | 4.0 | Licking..... | 11,252 | 45,839 | 4.1 | | |
| Clay..... | 848 | 4,525 | 5.3 | Bottineau..... | 1,916 | 7,336 | 3.8 | Logan..... | 7,256 | 30,061 | 4.1 | | |
| Cleveland..... | 4,755 | 24,904 | 5.2 | Burleigh..... | 1,162 | 5,094 | 4.4 | Lorain..... | 12,213 | 52,663 | 4.3 | | |
| Columbus..... | 4,030 | 21,167 | 5.2 | Cass..... | 5,056 | 26,557 | 5.3 | Lucas..... | 33,033 | 146,078 | 4.4 | | |
| Craven..... | 5,522 | 23,886 | 4.3 | Cavalier..... | 2,760 | 12,308 | 4.5 | Madison..... | 4,663 | 20,306 | 4.4 | | |
| Cumberland..... | 5,565 | 28,950 | 5.2 | Dickey..... | 1,258 | 5,855 | 4.7 | Mahoning..... | 14,345 | 68,290 | 4.6 | | |
| Currituck..... | 1,310 | 6,492 | 5.0 | Eddy..... | 742 | 3,222 | 4.3 | Marion..... | 6,661 | 28,230 | 4.2 | | |
| Dare..... | 969 | 4,683 | 4.8 | Emmons..... | 849 | 4,315 | 5.1 | Medina..... | 5,541 | 21,741 | 3.9 | | |
| Davidson..... | 4,762 | 23,114 | 4.9 | Foster..... | 802 | 3,620 | 4.5 | Meigs..... | 6,584 | 28,419 | 4.3 | | |
| Davie..... | 2,370 | 12,032 | 5.1 | Grand Forks..... | 4,545 | 22,993 | 5.1 | Mercer..... | 5,732 | 27,428 | 4.8 | | |
| Duplin..... | 4,277 | 22,347 | 5.2 | Griggs..... | 962 | 4,633 | 4.9 | Miami..... | 10,659 | 42,443 | 4.0 | | |
| Durham..... | 5,071 | 25,839 | 5.1 | Kidder..... | 334 | 1,603 | 4.8 | Monroe..... | 5,534 | 26,580 | 4.3 | | |
| Edgecombe..... | 5,424 | 26,123 | 4.8 | Lamoure..... | 1,242 | 5,899 | 4.7 | Montgomery..... | 28,406 | 121,111 | 4.3 | | |
| Forsyth..... | 7,325 | 34,673 | 4.7 | Logan..... | 238 | 1,625 | 5.6 | Morgan..... | 4,254 | 17,743 | 4.2 | | |
| Franklin..... | 4,742 | 24,977 | 5.3 | McHenry..... | 1,224 | 5,057 | 4.1 | Morrow..... | 4,694 | 17,732 | 3.8 | | |
| Gaston..... | 5,087 | 27,415 | 5.4 | McIntosh..... | 819 | 4,811 | 5.9 | Muskingum..... | 12,644 | 52,257 | 4.1 | | |
| Gates..... | 1,971 | 10,387 | 5.3 | McLean..... | 1,087 | 4,487 | 4.1 | Noble..... | 4,254 | 19,340 | 4.5 | | |
| Graham..... | 803 | 4,340 | 5.4 | Mercer..... | 317 | 1,772 | 5.6 | Ottawa..... | 4,321 | 21,790 | 4.5 | | |
| Granville..... | 4,378 | 22,313 | 5.2 | Morton..... | 1,569 | 7,841 | 5.0 | Paulding..... | 5,872 | 27,315 | 4.7 | | |
| Greene..... | 2,378 | 11,993 | 5.0 | Nelson..... | 1,482 | 7,179 | 4.8 | Perry..... | 6,399 | 31,343 | 4.5 | | |
| Guilford..... | 7,879 | 38,171 | 4.8 | Oliver..... | 195 | 986 | 5.1 | Pickaway..... | 6,036 | 26,768 | 4.4 | | |
| Halifax..... | 6,232 | 30,007 | 4.8 | Pembina..... | 3,292 | 17,408 | 5.3 | Pike..... | 3,827 | 18,015 | 4.7 | | |
| Harnett..... | 2,937 | 15,940 | 5.4 | Pierce..... | 1,107 | 4,673 | 4.2 | Portage..... | 7,452 | 23,439 | 3.8 | | |
| Haywood..... | 2,952 | 16,053 | 5.4 | Ramsey..... | 2,009 | 8,809 | 4.4 | Preble..... | 5,997 | 23,483 | 3.9 | | |
| Henderson..... | 2,655 | 13,360 | 5.2 | Ransom..... | 1,350 | 6,704 | 5.0 | Putnam..... | 6,846 | 32,106 | 4.7 | | |
| Hertford..... | 2,610 | 14,176 | 5.4 | Richland..... | 3,235 | 16,982 | 5.2 | Richland..... | 10,621 | 48,165 | 4.1 | | |
| Hyde..... | 1,803 | 9,243 | 5.1 | Rolette..... | 1,763 | 7,950 | 4.5 | Ross..... | 9,065 | 40,409 | 4.5 | | |
| Iredell..... | 5,655 | 28,745 | 5.1 | Sargent..... | 1,215 | 5,775 | 4.8 | Sandusky..... | 7,960 | 33,686 | 4.2 | | |
| Jackson..... | 2,226 | 11,774 | 5.3 | Stark..... | 1,398 | 7,116 | 5.1 | Scioto..... | 8,643 | 40,176 | 4.6 | | |
| Johnston..... | 6,299 | 32,099 | 5.1 | Steele..... | 1,075 | 5,778 | 5.4 | Seneca..... | 9,742 | 39,337 | 4.1 | | |
| Jones..... | 1,577 | 8,196 | 5.2 | Stutsman..... | 1,824 | 8,408 | 4.6 | Shelby..... | 5,641 | 24,347 | 4.3 | | |
| Lenoir..... | 3,759 | 18,441 | 4.9 | Towner..... | 1,491 | 6,323 | 4.2 | Stark..... | 21,535 | 92,032 | 4.3 | | |
| Lincoln..... | 2,843 | 15,425 | 5.4 | Traill..... | 2,200 | 12,588 | 5.7 | Summit..... | 16,352 | 69,292 | 4.2 | | |
| McDowell..... | 2,392 | 12,404 | 5.2 | Walsh..... | 3,771 | 19,745 | 5.2 | Trumbull..... | 11,042 | 45,590 | 4.1 | | |
| Macon..... | 2,202 | 12,015 | 5.5 | Ward..... | 1,852 | 7,542 | 4.1 | Tuscarawas..... | 11,968 | 52,736 | 4.4 | | |
| Madison..... | 3,790 | 20,508 | 5.4 | Wells..... | 1,786 | 8,044 | 4.5 | Union..... | 5,466 | 22,033 | 4.0 | | |
| | | | | Williams..... | 310 | 1,314 | 4.2 | Van Wert..... | 6,715 | 30,153 | 4.5 | | |
| | | | | Standing Rock reser- vation (part of). ¹ | 627 | 1,941 | 3.1 | Vinton..... | 3,299 | 15,218 | 4.6 | | |
| | | | | | | | | Warren..... | 6,299 | 26,081 | 4.0 | | |
| | | | | | | | | Washington..... | 10,657 | 47,489 | 4.5 | | |

¹Indian reservation.

DWELLINGS AND FAMILIES.

clxxiii

TABLE XC.—Number and average size of private families, by counties: 1900—Continued.

| PRIVATE FAMILIES. | | | PRIVATE FAMILIES. | | | PRIVATE FAMILIES. | | | | | |
|---|-----------|------------------|-------------------|-----------------------------|---------|-------------------|-------------------------|-------------------------------|---------|------------------|------------------|
| COUNTIES. | Number. | Popula- tion. | Average size. | COUNTIES. | Number. | Popula- tion. | Average size. | COUNTIES. | Number. | Popula- tion. | Average size. |
| Ohio—Con | | | | Pennsylvania— Continued. | | | | South Carolina— Continued. | | | |
| Wayne | 8,957 | 37,142 | 4.1 | Clarion | 7,190 | 33,884 | 4.7 | Greenwood | 5,612 | 27,906 | 5.0 |
| Williams | 6,146 | 24,696 | 4.0 | Clearfield | 15,699 | 78,841 | 5.0 | Hampton | 4,625 | 23,615 | 5.0 |
| Wood | 11,925 | 50,964 | 4.3 | Clinton | 6,254 | 28,290 | 4.5 | Horry | 4,217 | 23,287 | 5.1 |
| Wyandot | 5,011 | 20,850 | 4.2 | Columbia | 8,675 | 39,019 | 4.5 | Kershaw | 4,906 | 24,464 | 5.7 |
| Oklahoma | 85,929 | 388,356 | 4.5 | Crawford | 15,623 | 62,136 | 4.0 | Lancaster | 4,705 | 24,203 | 5.0 |
| Beaver | 713 | 3,026 | 4.2 | Cumberland | 11,710 | 48,363 | 4.1 | Laurens | 7,267 | 36,890 | 5.1 |
| Blaine | 2,469 | 10,547 | 4.3 | Dauphin | 24,110 | 109,309 | 4.5 | Lexington | 5,355 | 27,033 | 5.0 |
| Canadian | 3,272 | 18,281 | 4.7 | Delaware | 18,417 | 90,083 | 4.9 | Marion | 6,782 | 34,897 | 5.1 |
| Cleveland | 3,218 | 15,947 | 5.0 | Elk | 5,726 | 30,129 | 5.3 | Marlboro | 5,471 | 27,351 | 5.0 |
| Custer | 2,817 | 12,146 | 4.3 | Erie | 22,516 | 95,170 | 4.2 | Newberry | 6,130 | 29,383 | 4.9 |
| Day | 456 | 2,168 | 4.8 | Fayette | 20,904 | 104,940 | 5.0 | Oconee | 4,498 | 23,121 | 5.1 |
| Dewey | 2,161 | 8,807 | 4.1 | Forest | 2,172 | 10,471 | 4.8 | Orangeburg | 11,945 | 59,267 | 5.0 |
| Garfield | 4,923 | 21,581 | 4.4 | Franklin | 12,041 | 53,883 | 4.5 | Pickens | 3,611 | 19,200 | 5.3 |
| Grant | 3,990 | 17,044 | 4.3 | Fulton | 2,147 | 9,875 | 4.6 | Richland | 9,178 | 42,740 | 4.7 |
| Greer | 3,570 | 17,816 | 5.0 | Greene | 6,119 | 28,007 | 4.6 | Saluda | 3,600 | 18,911 | 5.3 |
| Kay | 4,951 | 21,653 | 4.4 | Huntingdon | 7,326 | 33,212 | 4.5 | Spartanburg | 12,500 | 64,395 | 5.2 |
| Kingfisher | 4,023 | 18,079 | 4.5 | Indiana | 9,117 | 41,776 | 4.6 | Sumter | 10,151 | 50,744 | 5.0 |
| Lincoln | 5,583 | 26,663 | 4.8 | Jefferson | 11,553 | 57,316 | 5.0 | Union | 4,746 | 25,228 | 5.3 |
| Logan | 5,641 | 26,716 | 4.6 | Juniata | 3,493 | 15,926 | 4.6 | Williamsburg | 5,808 | 31,571 | 5.4 |
| Noble | 3,095 | 13,515 | 4.4 | Lackawanna | 38,054 | 186,531 | 4.9 | York | 7,872 | 41,025 | 5.2 |
| Oklahoma | 5,270 | 24,169 | 4.6 | Lancaster | 35,154 | 155,438 | 4.4 | South Dakota | 82,290 | 388,013 | 4.7 |
| Pawnee | 2,710 | 12,205 | 4.5 | Lawrence | 12,237 | 55,497 | 4.5 | Armstrong | 1 | 8 | 8.0 |
| Payne | 4,452 | 20,628 | 4.6 | Lebanon | 11,975 | 52,238 | 4.4 | Aurora | 315 | 3,853 | 4.7 |
| Pottawatomie | 5,317 | 25,966 | 4.9 | Lehigh | 20,265 | 90,321 | 4.5 | Beadle | 1,799 | 7,732 | 4.3 |
| Roger Mills | 1,953 | 6,138 | 4.5 | Luzerne | 49,443 | 250,477 | 5.1 | Bonhomme | 1,923 | 10,214 | 5.3 |
| Washita | 3,144 | 14,772 | 4.7 | Lycoming | 16,693 | 73,844 | 4.4 | Boreman ² | | | |
| Woods | 5,075 | 34,798 | 4.8 | McKean | 10,996 | 48,832 | 4.4 | Brookings | 2,384 | 12,224 | 5.1 |
| Woodward | 1,843 | 7,306 | 4.0 | Mercer | 12,937 | 56,275 | 4.3 | Brown | 3,037 | 14,722 | 4.8 |
| Kaw reservation ¹ | 169 | 736 | 4.4 | Mifflin | 5,011 | 22,717 | 4.5 | Brule | 1,109 | 5,197 | 4.7 |
| Kiowa Comanche and Apache reservation ¹ | 1,043 | 3,925 | 3.8 | Monroe | 4,661 | 20,470 | 4.4 | Buffalo | 456 | 1,730 | 3.8 |
| Osage reservation ¹ | 1,349 | 6,542 | 4.8 | Montgomery | 28,252 | 131,328 | 4.6 | Butte | 708 | 2,856 | 4.0 |
| Wichita reservation ¹ | 322 | 1,234 | 3.8 | Montour | 3,136 | 14,010 | 4.4 | Campbell | 836 | 4,505 | 5.4 |
| Oregon | 87,545 | 371,638 | 4.2 | Northampton | 21,916 | 94,685 | 4.3 | Charles Mix | 1,994 | 8,192 | 4.1 |
| Baker | 3,560 | 13,447 | 3.8 | Northumberland | 18,530 | 88,427 | 4.8 | Clark | 1,455 | 6,321 | 4.7 |
| Benton | 1,547 | 6,591 | 4.3 | Perry | 5,314 | 25,576 | 4.8 | Clay | 1,339 | 9,072 | 4.9 |
| Clackamas | 4,392 | 19,254 | 4.4 | Philadelphia | 263,093 | 1,245,390 | 4.7 | Codington | 1,741 | 8,581 | 4.9 |
| Clatsop | 2,479 | 10,108 | 4.1 | Pike | 1,977 | 8,587 | 4.3 | Custer | 695 | 2,654 | 3.8 |
| Columbia | 1,426 | 5,912 | 4.1 | Potter | 6,618 | 28,224 | 4.3 | Davison | 1,422 | 7,154 | 5.0 |
| Coos | 2,204 | 9,613 | 4.4 | Schuykill | 33,789 | 163,143 | 5.0 | Day | 2,328 | 12,022 | 5.2 |
| Crook | 901 | 3,648 | 4.0 | Snyder | 4,076 | 17,099 | 4.2 | Deuel | 1,278 | 6,520 | 5.1 |
| Curry | 425 | 1,773 | 4.2 | Somerset | 9,686 | 48,198 | 5.0 | Dewey ² | | | |
| Douglas | 3,165 | 13,980 | 4.4 | Sullivan | 2,385 | 11,702 | 4.9 | Douglas | 373 | 4,922 | 5.0 |
| Gilliam | 676 | 3,080 | 4.6 | Susquehanna | 9,515 | 39,195 | 4.1 | Edmunds | 1,002 | 4,771 | 4.8 |
| Grant | 1,557 | 5,333 | 3.4 | Tioga | 11,448 | 48,051 | 4.2 | Fall River | 798 | 3,164 | 4.0 |
| Harney | 643 | 2,397 | 3.7 | Union | 4,163 | 17,193 | 4.1 | Faulk | 746 | 3,494 | 4.7 |
| Jackson | 3,242 | 13,224 | 4.1 | Venango | 10,789 | 47,666 | 4.4 | Grant | 1,791 | 8,944 | 5.0 |
| Josephine | 1,736 | 7,020 | 4.0 | Warren | 8,710 | 36,585 | 4.2 | Gregory | 537 | 2,193 | 4.1 |
| Klamath | 929 | 3,809 | 4.1 | Washington | 19,188 | 88,464 | 4.6 | Hamlin | 1,143 | 5,871 | 5.1 |
| Lake | 614 | 2,707 | 4.4 | Wayne | 6,875 | 29,705 | 4.3 | Hand | 969 | 4,494 | 4.6 |
| Lane | 4,473 | 18,906 | 4.2 | Westmoreland | 31,282 | 154,940 | 5.0 | Hanson | 1,008 | 4,906 | 4.9 |
| Lincoln | 509 | 3,433 | 3.8 | Wyoming | 4,073 | 16,686 | 4.1 | Hughes | 896 | 3,522 | 3.9 |
| Linn | 4,258 | 18,153 | 4.3 | York | 25,625 | 114,730 | 4.5 | Hutchinson | 2,057 | 11,843 | 5.8 |
| Malheur | 983 | 3,853 | 3.9 | Rhode Island | 92,735 | 409,713 | 4.4 | Hyde | 326 | 1,463 | 4.5 |
| Marion | 5,729 | 24,576 | 4.3 | Bristol | 2,912 | 12,609 | 4.3 | Jerauld | 588 | 2,733 | 4.7 |
| Morrow | 930 | 4,009 | 4.3 | Kent | 6,544 | 29,350 | 4.5 | Kingsbury | 1,983 | 9,665 | 4.9 |
| Multnomah | 18,184 | 79,919 | 4.4 | Newport | 7,126 | 30,151 | 4.2 | Lake | 1,720 | 8,373 | 5.2 |
| Polk | 2,334 | 9,500 | 4.2 | Providence | 70,290 | 314,294 | 4.5 | Lawrence | 3,936 | 15,893 | 4.0 |
| Sherman | 831 | 3,336 | 4.1 | Washington | 5,863 | 23,309 | 4.0 | Lincoln | 2,416 | 11,910 | 4.9 |
| Tillamook | 1,032 | 4,315 | 4.2 | South Carolina | 287,859 | 1,322,918 | 4.9 | Lugenbeel ² | | | |
| Umatilla | 3,862 | 16,551 | 4.5 | Abbeville | 6,698 | 33,075 | 4.9 | Lyman | 654 | 2,595 | 4.0 |
| Union | 3,573 | 15,032 | 4.2 | Aiken | 8,332 | 38,616 | 4.6 | McCook | 1,692 | 8,539 | 5.0 |
| Wallowa | 1,315 | 5,451 | 4.1 | Anderson | 10,306 | 55,089 | 5.3 | McPherson | 1,094 | 6,269 | 5.7 |
| Wasco | 2,916 | 12,378 | 4.2 | Bamberg | 3,307 | 17,037 | 5.2 | Marshall | 1,240 | 5,860 | 4.7 |
| Washington | 3,257 | 14,226 | 4.4 | Barnwell | 7,217 | 35,051 | 4.9 | Meade | 1,092 | 4,333 | 4.0 |
| Wheeler | 633 | 2,343 | 4.4 | Beaufort | 8,297 | 35,207 | 4.2 | Miner | 1,159 | 5,788 | 5.0 |
| Yamhill | 3,130 | 13,291 | 4.2 | Berkeley | 6,093 | 30,238 | 5.0 | Minnehaha | 4,619 | 22,538 | 4.9 |
| Pennsylvania | 1,303,174 | 6,086,595 | 4.7 | Charleston | 21,307 | 85,296 | 4.0 | Moody | 1,559 | 7,923 | 5.1 |
| Adams | 7,771 | 34,076 | 4.4 | Cherokee | 4,030 | 21,247 | 5.3 | Pennington | 1,242 | 5,230 | 4.2 |
| Allagheny | 151,687 | 746,475 | 4.9 | Chester | 5,725 | 28,445 | 5.0 | Potter | 684 | 2,927 | 4.3 |
| Armstrong | 10,978 | 51,588 | 4.7 | Chesterfield | 3,971 | 20,294 | 5.1 | Roberts | 2,744 | 11,947 | 4.4 |
| Beaver | 12,160 | 54,790 | 4.5 | Clarendon | 5,304 | 27,966 | 5.3 | Sanborn | 958 | 4,383 | 4.6 |
| Bedford | 3,120 | 38,948 | 4.8 | Colleton | 6,862 | 33,343 | 4.9 | Schnasse ² | | | |
| Berks | 34,169 | 153,799 | 4.5 | Darlington | 6,629 | 32,174 | 4.9 | Shannon ² | | | |
| Blair | 17,472 | 82,731 | 4.7 | Dorchester | 3,216 | 16,206 | 5.0 | Spink | 2,042 | 9,287 | 4.5 |
| Bradford | 14,494 | 58,381 | 4.0 | Edgefield | 4,999 | 25,213 | 5.0 | Stanley | 330 | 1,253 | 3.8 |
| Bucks | 16,218 | 69,098 | 4.3 | Fairfield | 5,813 | 29,333 | 5.0 | Sully | 411 | 1,708 | 4.2 |
| Butler | 11,973 | 55,601 | 4.6 | Florence | 5,540 | 28,134 | 5.1 | Tripp ² | | | |
| Cambria | 19,465 | 100,618 | 5.2 | Georgetown | 4,830 | 22,498 | 4.7 | Turner | 2,542 | 13,056 | 5.1 |
| Cameron | 1,362 | 6,298 | 4.6 | Greenville | 10,409 | 52,645 | 5.1 | Union | 2,238 | 11,001 | 4.9 |
| Carbon | 3,703 | 42,376 | 4.9 | | | | Walworth | 734 | 8,688 | 5.0 | |
| Center | 9,021 | 42,277 | 4.7 | | | | Washabaugh ² | | | | |
| Chester | 20,473 | 91,685 | 4.5 | | | | Washington ² | | | | |
| | | | | | | | Yankton | 2,298 | 11,634 | 5.1 | |

¹Indian reservation.

²Population included in that of the Indian reservation (or reservations) in which located.

STATISTICS OF POPULATION.

TABLE XC.—Number and average size of private families, by counties: 1900—Continued.

| COUNTIES. | PRIVATE FAMILIES. | | | COUNTIES. | PRIVATE FAMILIES. | | | COUNTIES. | PRIVATE FAMILIES. | | |
|--|-------------------|------------------|-----------------------|----------------|-------------------|------------------|-----------------------|------------|-------------------|------------------|-----------------------|
| | Number. | Popula- tion. | Aver- age size. | | Number. | Popula- tion. | Aver- age size. | | Number. | Popula- tion. | Aver- age size. |
| South Dakota— Continued. | | | | Tennessee—Con. | | | | Texas—Con. | | | |
| Cheyenne River reser- vation. ¹ | 657 | 2,181 | 3.3 | Rutherford | 6,752 | 33,379 | 4.9 | Dickens | 215 | 1,143 | 5.3 |
| Pine Ridge reservation ¹ | 1,826 | 6,786 | 3.7 | Scott | 2,094 | 10,556 | 5.4 | Dinmit | 199 | 1,070 | 5.4 |
| Rosebud reservation ¹ | 1,320 | 4,698 | 3.6 | Sequatchie | 644 | 3,316 | 5.1 | Donley | 602 | 2,586 | 4.5 |
| Standing Rock reserva- tion (part of). ¹ | 439 | 1,641 | 3.7 | Sevier | 4,065 | 21,952 | 5.5 | Duval | 1,573 | 8,430 | 5.4 |
| Tennessee | 399,017 | 1,932,406 | 5.0 | Shelby | 31,395 | 144,848 | 4.6 | Eastland | 3,343 | 17,840 | 5.3 |
| Anderson | 3,455 | 17,493 | 5.1 | Smith | 3,698 | 18,913 | 5.1 | Ector | 79 | 329 | 4.2 |
| Bedford | 4,735 | 23,610 | 4.9 | Stewart | 2,888 | 15,072 | 5.3 | Edwards | 557 | 3,061 | 5.5 |
| Benton | 2,351 | 11,795 | 5.0 | Sullivan | 4,829 | 24,766 | 5.1 | Ellis | 9,413 | 49,604 | 5.3 |
| Bledsoe | 1,293 | 6,607 | 5.1 | Sumner | 5,288 | 26,909 | 4.9 | El Paso | 5,294 | 28,191 | 4.4 |
| Blount | 3,718 | 19,087 | 5.1 | Tipton | 5,592 | 28,962 | 5.2 | Erath | 5,523 | 29,536 | 5.3 |
| Bradley | 3,091 | 15,555 | 5.0 | Trousdale | 1,230 | 5,971 | 4.9 | Falls | 6,416 | 32,910 | 5.1 |
| Campbell | 3,343 | 17,156 | 5.1 | Union | 1,098 | 5,784 | 5.3 | Fannin | 10,012 | 51,457 | 5.1 |
| Cannon | 2,355 | 12,058 | 5.1 | Van Buren | 619 | 3,110 | 5.0 | Fayette | 6,803 | 36,243 | 5.3 |
| Carroll | 4,885 | 24,058 | 4.9 | Warren | 3,290 | 16,360 | 5.0 | Fisher | 656 | 3,665 | 5.6 |
| Carter | 3,213 | 16,577 | 5.2 | Washington | 4,494 | 22,296 | 5.0 | Floyd | 400 | 2,012 | 5.0 |
| Cheatham | 1,991 | 10,067 | 5.1 | Wayne | 2,453 | 12,335 | 5.2 | Foard | 288 | 1,568 | 5.4 |
| Chester | 1,822 | 9,592 | 5.3 | Weakley | 6,587 | 32,355 | 4.9 | Fort Bend | 3,428 | 15,469 | 4.5 |
| Cherokee | 3,945 | 20,522 | 5.2 | White | 2,758 | 14,072 | 5.1 | Franklin | 1,621 | 8,652 | 5.3 |
| Clay | 1,603 | 8,394 | 5.2 | Williamson | 5,230 | 26,267 | 5.0 | Freestone | 3,621 | 18,871 | 5.2 |
| Cocke | 3,660 | 19,084 | 5.2 | Wilson | 5,521 | 26,944 | 4.9 | Frio | 796 | 4,191 | 5.3 |
| Coffee | 3,180 | 15,397 | 4.8 | Texas | 582,055 | 2,983,793 | 5.1 | Gaines | 15 | 46 | 3.1 |
| Crockett | 3,053 | 15,827 | 5.2 | Anderson | 5,313 | 27,609 | 5.2 | Galveston | 9,097 | 41,151 | 4.5 |
| Cumberland | 1,530 | 7,679 | 5.0 | Andrews | 13 | 84 | 4.7 | Garza | 44 | 1,777 | 4.0 |
| Davidson | 25,646 | 115,581 | 4.5 | Angelina | 2,452 | 12,632 | 5.2 | Gillespie | 1,563 | 8,164 | 5.3 |
| Decatur | 2,066 | 10,307 | 5.0 | Aransas | 397 | 1,633 | 4.3 | Glasscock | 59 | 281 | 4.8 |
| Dekalb | 3,205 | 16,411 | 5.1 | Archer | 466 | 2,489 | 5.5 | Goliad | 1,481 | 8,263 | 5.6 |
| Dickson | 3,621 | 18,556 | 5.1 | Armstrong | 231 | 1,120 | 4.8 | Gonzales | 5,124 | 26,640 | 5.6 |
| Dyer | 4,610 | 23,366 | 5.1 | Atascosa | 1,386 | 7,096 | 5.3 | Gray | 309 | 1,480 | 4.4 |
| Fayette | 5,459 | 29,612 | 5.4 | Austin | 3,837 | 20,360 | 5.2 | Grayson | 12,752 | 62,135 | 4.9 |
| Fentress | 1,137 | 6,081 | 5.3 | Bailey | 1 | 4 | 4.0 | Gregg | 2,361 | 12,115 | 5.1 |
| Franklin | 3,993 | 20,074 | 5.0 | Bandera | 933 | 5,320 | 5.6 | Grimes | 5,060 | 25,933 | 5.1 |
| Gibson | 7,757 | 39,023 | 5.0 | Bastrop | 4,862 | 26,546 | 5.5 | Guadalupe | 4,005 | 21,321 | 5.3 |
| Giles | 6,666 | 32,859 | 4.9 | Baylor | 579 | 2,995 | 5.2 | Hale | 326 | 1,659 | 5.1 |
| Grainger | 2,997 | 15,434 | 5.1 | Bee | 1,556 | 7,660 | 4.9 | Hall | 337 | 1,637 | 4.9 |
| Greene | 6,013 | 30,431 | 5.1 | Bell | 3,595 | 14,809 | 5.3 | Hamilton | 2,416 | 13,410 | 5.6 |
| Grundy | 1,537 | 7,698 | 5.0 | Bexar | 13,918 | 64,728 | 4.7 | Hansford | 29 | 161 | 5.6 |
| Hamblen | 2,553 | 12,626 | 4.9 | Blanco | 855 | 4,692 | 5.5 | Hardeman | 723 | 3,512 | 4.9 |
| Hamilton | 13,224 | 59,165 | 4.5 | Borden | 153 | 751 | 4.9 | Hardin | 937 | 4,889 | 5.2 |
| Hancock | 2,060 | 11,144 | 5.4 | Bosque | 3,197 | 17,207 | 5.4 | Harris | 13,187 | 59,884 | 4.5 |
| Hardeman | 4,279 | 22,048 | 5.2 | Bowie | 5,232 | 26,127 | 5.0 | Harrison | 6,106 | 31,363 | 5.1 |
| Hardin | 3,749 | 19,165 | 5.1 | Brazos | 3,844 | 18,331 | 4.8 | Hartley | 82 | 337 | 4.1 |
| Hawkins | 4,641 | 24,161 | 5.2 | Brewster | 461 | 2,251 | 4.9 | Haskell | 452 | 2,585 | 5.7 |
| Haywood | 1,602 | 25,046 | 5.4 | Briscoe | 221 | 1,251 | 5.4 | Hays | 2,569 | 14,031 | 5.5 |
| Henderson | 3,605 | 18,012 | 5.0 | Brown | 3,036 | 15,350 | 5.2 | Hemphill | 180 | 788 | 4.4 |
| Henry | 4,736 | 23,876 | 5.0 | Burleson | 3,641 | 17,896 | 4.9 | Henderson | 3,718 | 19,881 | 5.3 |
| Hickman | 3,087 | 16,206 | 5.2 | Burnet | 1,949 | 10,507 | 5.4 | Hidalgo | 1,307 | 6,781 | 5.2 |
| Houston | 1,231 | 6,427 | 5.0 | Caldwell | 3,997 | 21,596 | 5.4 | Hill | 7,671 | 40,731 | 5.3 |
| Humphreys | 2,841 | 13,317 | 5.0 | Calhoun | 465 | 2,332 | 5.0 | Hockley | 10 | 44 | 4.4 |
| Jackson | 2,315 | 14,931 | 5.3 | Callahan | 1,604 | 8,700 | 5.4 | Hood | 1,720 | 9,074 | 5.3 |
| James | 1,054 | 5,376 | 5.1 | Cameron | 3,173 | 15,833 | 5.0 | Hopkins | 5,318 | 27,337 | 5.2 |
| Jefferson | 3,583 | 18,480 | 5.2 | Camp | 1,723 | 9,050 | 5.3 | Houston | 4,747 | 25,195 | 5.3 |
| Johnson | 1,941 | 10,530 | 5.5 | Carson | 88 | 437 | 5.0 | Howard | 505 | 2,422 | 4.8 |
| Knox | 14,788 | 71,476 | 4.8 | Cass | 4,203 | 22,689 | 5.4 | Hunt | 8,972 | 46,583 | 5.2 |
| Lake | 1,473 | 7,203 | 4.9 | Castro | 95 | 400 | 4.2 | Hutchinson | 66 | 291 | 4.4 |
| Lauderdale | 4,166 | 21,690 | 5.2 | Chambers | 584 | 2,995 | 5.1 | Irion | 155 | 336 | 5.4 |
| Lawrence | 3,092 | 15,285 | 4.9 | Cherokee | 4,575 | 24,343 | 5.3 | Jack | 1,972 | 10,165 | 5.2 |
| Lewis | 904 | 4,439 | 4.9 | Childress | 403 | 2,070 | 5.1 | Jackson | 1,159 | 6,012 | 5.3 |
| Lincoln | 5,315 | 26,213 | 4.9 | Clay | 1,714 | 9,122 | 5.3 | Jasper | 1,207 | 7,069 | 5.9 |
| Loudon | 2,092 | 10,766 | 5.1 | Cochran | 9 | 25 | 2.3 | Jeff Davis | 243 | 1,100 | 4.4 |
| McMinn | 3,765 | 19,092 | 5.1 | Coke | 607 | 3,407 | 5.6 | Jefferson | 2,676 | 12,997 | 4.9 |
| McNairy | 3,450 | 17,626 | 5.1 | Coleman | 1,837 | 9,986 | 5.4 | Johnson | 6,312 | 33,120 | 5.2 |
| Macon | 2,373 | 12,824 | 5.0 | Collin | 9,565 | 49,773 | 5.2 | Jones | 1,235 | 6,974 | 5.6 |
| Madison | 7,039 | 35,062 | 4.9 | Collingsworth | 292 | 1,233 | 4.7 | Karnes | 1,625 | 8,621 | 5.3 |
| Marion | 3,436 | 17,023 | 5.0 | Colorado | 4,342 | 21,603 | 5.0 | Kaufman | 6,039 | 31,566 | 5.2 |
| Marshall | 3,771 | 18,666 | 4.9 | Comal | 1,466 | 6,923 | 4.7 | Kendall | 782 | 4,005 | 5.1 |
| Maury | 3,747 | 41,433 | 4.7 | Comanche | 4,205 | 22,902 | 5.4 | Kent | 165 | 887 | 5.4 |
| Meigs | 1,421 | 7,432 | 5.3 | Concho | 269 | 1,421 | 5.3 | Kerr | 923 | 4,893 | 5.3 |
| Monroe | 3,432 | 18,402 | 5.4 | Cooke | 5,337 | 27,139 | 5.1 | Kimble | 425 | 2,455 | 5.8 |
| Montgomery | 7,275 | 35,333 | 4.9 | Coryell | 3,849 | 21,022 | 5.5 | King | 91 | 461 | 5.1 |
| Moore | 1,162 | 5,690 | 4.9 | Cottle | 167 | 973 | 5.8 | Kinney | 470 | 2,296 | 4.9 |
| Morgan | 1,757 | 8,845 | 5.0 | Crane | 9 | 34 | 3.8 | Knox | 421 | 2,304 | 5.5 |
| Obion | 5,794 | 27,992 | 4.8 | Crockett | 309 | 1,509 | 4.9 | Lamar | 9,634 | 47,998 | 5.0 |
| Overton | 2,542 | 13,314 | 5.2 | Crosby | 147 | 777 | 5.3 | Lamb | 11 | 31 | 2.8 |
| Perry | 1,639 | 8,780 | 5.2 | Dallas | 26 | 113 | 4.3 | Lampasas | 1,667 | 8,549 | 5.1 |
| Pickett | 989 | 5,366 | 5.4 | Dawson | 3 | 37 | 12.3 | Lasalle | 491 | 2,261 | 4.6 |
| Polk | 2,046 | 11,229 | 5.5 | Dear Smith | 168 | 741 | 4.4 | Lavaca | 5,119 | 27,310 | 5.4 |
| Putnam | 3,255 | 16,713 | 5.1 | Delta | 2,873 | 15,161 | 5.3 | Lee | 2,722 | 14,527 | 5.3 |
| Rhea | 2,873 | 14,120 | 4.9 | Denton | 5,436 | 27,930 | 5.1 | Leon | 3,363 | 17,992 | 5.3 |
| Roane | 4,512 | 22,403 | 5.0 | Dewitt | 3,934 | 21,112 | 5.3 | Liberty | 1,523 | 7,989 | 5.2 |
| Robertson | 4,940 | 24,364 | 5.0 | | | | Limestone | 6,008 | 32,390 | 5.4 | |
| | | | | | | | Lipscomb | 160 | 762 | 4.8 | |
| | | | | | | | Live Oak | 439 | 2,259 | 5.1 | |
| | | | | | | | Llano | 1,335 | 7,231 | 5.4 | |
| | | | | | | | Loving | 6 | 23 | 4.2 | |
| | | | | | | | Lubbock | 37 | 280 | 4.9 | |

¹Indian reservation.

DWELLINGS AND FAMILIES.

TABLE XC.—Number and average size of private families, by counties: 1900—Continued.

| COUNTIES. | PRIVATE FAMILIES. | | | COUNTIES | PRIVATE FAMILIES. | | | COUNTIES. | PRIVATE FAMILIES. | | |
|---------------------|-------------------|------------------|-----------------------|--------------------|-------------------|------------------|-------------------------------|----------------------|-------------------|------------------|-----------------------|
| | Number. | Popula- tion. | Aver- age size. | | Number. | Popula- tion. | Aver- age size. | | Number. | Popula- tion. | Aver- age size. |
| Texas—Con. | | | | Texas—Con. | | | | Virginia—Con. | | | |
| Lynn | 4 | 17 | 4.3 | Wharton | 3,260 | 16,453 | 5.0 | Chesterfield | 3,699 | 18,487 | 5.0 |
| McCulloch | 725 | 3,937 | 5.4 | Wheeler | 137 | 629 | 4.6 | Clarke | 1,530 | 7,370 | 5.1 |
| McLennan | 11,443 | 58,019 | 5.1 | Wichita | 1,089 | 5,600 | 5.1 | Craig | 792 | 4,286 | 5.3 |
| McMullen | 1,195 | 1,017 | 5.2 | Wilbarger | 1,085 | 5,703 | 5.3 | Culpeper | 2,701 | 14,060 | 5.2 |
| Madison | 1,839 | 10,357 | 5.5 | Williamson | 6,959 | 37,548 | 5.4 | Cumberland | 1,697 | 8,966 | 5.3 |
| Marion | 2,121 | 10,600 | 5.0 | Wilson | 2,487 | 13,923 | 5.6 | Dickenson | 1,367 | 7,729 | 5.7 |
| Martin | 62 | 283 | 4.6 | Winkler | 10 | 52 | 5.2 | Dinwiddie | 2,687 | 14,109 | 5.3 |
| Mason | 1,020 | 5,543 | 5.4 | Wise | 5,137 | 26,338 | 5.2 | Elizabeth City | 3,555 | 14,630 | 4.1 |
| Matagorda | 1,213 | 5,981 | 4.9 | Wood | 3,924 | 20,777 | 5.3 | Essex | 1,881 | 9,672 | 5.9 |
| Maverick | 849 | 3,982 | 4.7 | Yoakum | 4 | 9 | 2.3 | Fairfax | 3,756 | 18,279 | 4.1 |
| Medina | 1,519 | 7,628 | 5.0 | Young | 1,208 | 6,514 | 5.4 | Fauquier | 4,278 | 23,149 | 5.4 |
| Menard | 360 | 1,981 | 5.5 | Zapata | 834 | 4,751 | 5.7 | Floyd | 2,870 | 15,347 | 5.3 |
| Midland | 385 | 1,707 | 4.4 | Zavalla | 157 | 785 | 5.0 | Fluvanna | 1,732 | 9,017 | 5.2 |
| Milam | 7,383 | 39,201 | 5.3 | Utah | 55,208 | 267,268 | 4.8 | Franklin | 4,717 | 25,903 | 5.5 |
| Mills | 1,392 | 7,814 | 5.6 | Beaver | 732 | 3,490 | 4.8 | Frederick | 2,772 | 13,148 | 4.7 |
| Mitchell | 586 | 2,789 | 4.8 | Boxelder | 2,007 | 9,808 | 4.9 | Giles | 1,920 | 10,666 | 5.6 |
| Montague | 4,699 | 24,555 | 5.2 | Cache | 3,571 | 18,043 | 5.1 | Gloucester | 2,499 | 12,794 | 5.1 |
| Montgomery | 3,398 | 16,769 | 4.9 | Carbon | 938 | 4,392 | 4.7 | Goochland | 1,680 | 9,213 | 5.5 |
| Moore | 65 | 205 | 3.2 | Davis | 1,526 | 7,951 | 5.2 | Grayson | 3,107 | 16,798 | 5.4 |
| Morris | 1,513 | 8,183 | 5.4 | Emery | 828 | 4,538 | 5.5 | Greene | 1,104 | 6,209 | 5.6 |
| Motley | 259 | 1,245 | 4.8 | Garfield | 617 | 3,377 | 5.5 | Greensville | 1,883 | 9,684 | 5.1 |
| Nacogdoches | 4,493 | 24,423 | 5.4 | Grand | 247 | 1,017 | 4.1 | Halifax | 7,201 | 37,050 | 5.1 |
| Navarro | 8,129 | 42,299 | 5.2 | Iron | 679 | 3,499 | 5.2 | Hanover | 3,313 | 17,355 | 5.2 |
| Newton | 1,341 | 7,055 | 5.3 | Juab | 2,140 | 9,358 | 4.4 | Henrico | 6,072 | 29,397 | 4.8 |
| Nolan | 522 | 2,568 | 4.9 | Kane | 342 | 1,809 | 5.3 | Henry | 3,559 | 19,151 | 5.4 |
| Nueces | 2,124 | 10,321 | 4.9 | Millard | 1,092 | 5,646 | 5.2 | Highland | 1,042 | 5,630 | 5.4 |
| Ochiltree | 74 | 267 | 3.6 | Morgan | 411 | 2,011 | 4.9 | Isle of Wight | 2,517 | 12,962 | 5.1 |
| Oldham | 77 | 328 | 4.3 | Piute | 375 | 1,916 | 5.1 | James City | 728 | 3,655 | 5.0 |
| Orange | 1,169 | 5,649 | 4.8 | Rich | 368 | 1,939 | 5.3 | King and Queen | 1,774 | 9,215 | 5.2 |
| Palo Pinto | 2,347 | 11,773 | 5.0 | Salt Lake | 16,286 | 73,853 | 4.5 | King George | 1,249 | 6,891 | 5.5 |
| Panola | 3,972 | 21,252 | 5.4 | San Juan | 233 | 1,017 | 4.4 | King William | 1,640 | 8,322 | 5.1 |
| Parker | 5,012 | 25,514 | 5.1 | Sanpete | 3,332 | 16,222 | 4.9 | Lancaster | 1,690 | 8,813 | 5.2 |
| Parmer | 2 | 32 | 16.0 | Sevier | 1,589 | 8,409 | 5.3 | Lee | 3,825 | 19,814 | 5.2 |
| Pecos | 467 | 2,002 | 4.3 | Summit | 1,741 | 8,658 | 5.0 | Loudoun | 4,195 | 21,690 | 5.2 |
| Polk | 2,794 | 14,255 | 5.1 | Tooele | 1,530 | 6,708 | 4.4 | Louisa | 3,102 | 16,498 | 5.3 |
| Potter | 358 | 1,693 | 4.7 | Uinta | 1,296 | 6,195 | 4.8 | Lunenburg | 2,216 | 11,642 | 5.3 |
| Presidio | 845 | 3,522 | 4.3 | Utah | 6,231 | 31,863 | 5.1 | Madison | 1,811 | 10,170 | 5.3 |
| Rains | 1,168 | 6,111 | 5.2 | Wasatch | 922 | 4,703 | 5.1 | Mathews | 1,667 | 8,214 | 4.9 |
| Randall | 185 | 936 | 5.1 | Washington | 837 | 4,608 | 5.2 | Mecklenburg | 5,190 | 26,401 | 5.1 |
| Red River | 5,697 | 29,672 | 5.2 | Wayne | 344 | 1,907 | 5.5 | Middlesex | 1,647 | 8,191 | 5.0 |
| Reeves | 459 | 1,811 | 3.9 | Weber | 4,944 | 24,331 | 4.9 | Montgomery | 3,102 | 15,698 | 5.1 |
| Refugio | 306 | 1,634 | 5.3 | Vermont | 80,559 | 332,800 | 4.1 | Nansemond | 4,661 | 22,712 | 4.9 |
| Roberts | 130 | 604 | 4.6 | Addison | 5,152 | 21,330 | 4.1 | Nelson | 2,941 | 15,394 | 5.4 |
| Robertson | 6,297 | 30,694 | 4.9 | Bennington | 5,077 | 21,163 | 4.2 | New Kent | 831 | 4,850 | 5.2 |
| Rockwall | 1,593 | 8,470 | 5.3 | Caledonia | 8,957 | 29,548 | 4.0 | Norfolk | 11,024 | 49,600 | 4.5 |
| Runnels | 957 | 5,308 | 5.5 | Chittenden | 8,579 | 37,790 | 4.4 | Northampton | 2,739 | 13,629 | 5.0 |
| Rusk | 4,836 | 26,046 | 5.4 | Essex | 1,773 | 7,739 | 4.4 | Northumberland | 1,953 | 9,721 | 5.0 |
| Sabine | 1,147 | 6,334 | 5.6 | Franklin | 6,711 | 29,610 | 4.4 | Nottoway | 2,815 | 12,135 | 5.2 |
| San Augustine | 1,524 | 8,404 | 5.5 | Grand Isle | 835 | 4,043 | 4.8 | Orange | 2,999 | 12,507 | 5.2 |
| San Jacinto | 1,935 | 10,167 | 5.3 | Lamoille | 2,962 | 12,101 | 4.1 | Page | 2,772 | 13,671 | 4.9 |
| San Patricio | 458 | 2,349 | 5.1 | Orange | 4,958 | 19,042 | 3.8 | Patrick | 2,943 | 15,283 | 5.2 |
| San Saba | 1,347 | 7,513 | 5.6 | Orleans | 5,282 | 21,664 | 4.1 | Pittsylvania | 8,977 | 46,662 | 5.2 |
| Schleicher | 121 | 504 | 4.2 | Rutland | 10,151 | 42,908 | 4.2 | Powhatan | 1,290 | 6,695 | 5.2 |
| Scurry | 768 | 4,135 | 5.4 | Washington | 8,332 | 34,714 | 4.2 | Prince Edward | 2,806 | 14,637 | 5.2 |
| Shackelford | 493 | 2,405 | 4.9 | Windham | 6,660 | 25,571 | 3.8 | Prince George | 1,569 | 7,735 | 4.9 |
| Shelby | 3,704 | 20,381 | 5.5 | Windsor | 8,130 | 31,277 | 3.8 | Princess Anne | 2,317 | 10,893 | 4.7 |
| Sherman | 19 | 97 | 5.1 | Virginia | 360,749 | 1,813,217 | 5.0 | Prince William | 2,141 | 10,877 | 5.1 |
| Smith | 7,069 | 36,880 | 5.2 | Accomac | 6,670 | 32,322 | 4.8 | Pulaski | 2,704 | 14,192 | 5.2 |
| Somervell | 642 | 3,485 | 5.4 | Albemarle | 5,364 | 27,872 | 5.2 | Rappahannock | 1,668 | 8,302 | 5.3 |
| Starr | 2,128 | 11,321 | 5.3 | Alexandria | 1,257 | 5,789 | 4.6 | Richmond | 1,340 | 7,046 | 5.3 |
| Stephens | 1,151 | 6,425 | 5.6 | Alleghany | 2,740 | 14,823 | 5.4 | Roanoke | 3,118 | 15,655 | 5.0 |
| Sterling | 221 | 1,111 | 5.0 | Amelia | 1,725 | 8,945 | 5.2 | Rockbridge | 4,176 | 21,353 | 5.1 |
| Stonewall | 403 | 2,173 | 5.4 | Amherst | 3,355 | 17,751 | 5.3 | Rockingham | 6,780 | 33,263 | 4.9 |
| Sutton | 320 | 1,628 | 5.1 | Appomattox | 1,751 | 9,616 | 5.5 | Russell | 3,293 | 17,947 | 5.5 |
| Swisher | 211 | 1,218 | 5.8 | Augusta | 6,441 | 32,199 | 5.0 | Scott | 4,237 | 22,538 | 5.3 |
| Tarrant | 10,584 | 49,481 | 4.7 | Bath | 1,020 | 5,296 | 5.2 | Shenandoah | 4,198 | 20,139 | 4.8 |
| Taylor | 1,983 | 10,334 | 5.2 | Bedford | 5,671 | 30,149 | 5.3 | Smyth | 3,074 | 16,593 | 5.4 |
| Terry | 10 | 46 | 4.6 | Bland | 993 | 5,431 | 5.5 | Southampton | 4,549 | 22,557 | 5.0 |
| Throckmorton | 317 | 1,743 | 5.5 | Botetourt | 3,252 | 17,041 | 5.2 | Spotsylvania | 1,827 | 9,215 | 5.0 |
| Titus | 2,361 | 12,218 | 5.2 | Brunswick | 3,526 | 17,915 | 5.1 | Stafford | 1,581 | 8,097 | 5.1 |
| Tom Green | 1,339 | 6,600 | 4.9 | Buchanan | 1,722 | 9,562 | 5.6 | Surry | 1,764 | 8,226 | 4.7 |
| Travis | 8,869 | 44,518 | 5.0 | Buckingham | 2,919 | 15,250 | 5.2 | Sussex | 2,387 | 11,930 | 5.0 |
| Trinity | 2,141 | 10,749 | 5.0 | Campbell | 4,357 | 23,024 | 5.3 | Tazewell | 4,321 | 25,088 | 5.3 |
| Tyler | 2,134 | 11,481 | 5.4 | Carroll | 3,618 | 19,217 | 5.3 | Warren | 1,669 | 8,592 | 5.1 |
| Upshur | 3,074 | 16,172 | 5.3 | Charles City | 960 | 5,002 | 5.2 | Warwick | 1,118 | 4,662 | 4.2 |
| Upton | 15 | 46 | 3.1 | Charlotte | 2,939 | 15,252 | 5.2 | Washington | 5,529 | 28,803 | 5.2 |
| Uvalde | 875 | 4,570 | 5.2 | | | | Westmoreland | 1,851 | 9,163 | 5.0 | |
| Valverde | 1,258 | 5,111 | 4.1 | | | | Wise | 3,647 | 19,135 | 5.2 | |
| Van Zandt | 4,863 | 25,393 | 5.2 | | | | Wythe | 3,888 | 20,282 | 5.2 | |
| Victoria | 2,609 | 13,528 | 5.2 | | | | York | 7,470 | 49,429 | 5.9 | |
| Walker | 2,834 | 14,703 | 5.2 | | | | City of Alexandria | 3,140 | 14,127 | 4.5 | |
| Walker | 2,820 | 14,016 | 5.0 | | | | City of Bristol | 853 | 4,392 | 5.1 | |
| Ward | 303 | 1,413 | 4.7 | | | | City of Buena Vista | 457 | 2,356 | 5.2 | |
| Washington | 6,310 | 32,654 | 5.2 | | | | City of Charlottesville | 1,824 | 6,049 | 4.6 | |
| Webb | 4,700 | 21,323 | 4.5 | | | | City of Danville | 3,544 | 16,109 | 4.5 | |

STATISTICS OF POPULATION.

TABLE XC.—Number and average size of private families, by counties: 1900—Continued.

| COUNTIES. | PRIVATE FAMILIES. | | | COUNTIES. | PRIVATE FAMILIES. | | | COUNTIES. | PRIVATE FAMILIES. | | |
|------------------------|-------------------|------------------|-----------------------|------------------------------|-------------------|------------------|-----------------------|------------------------------|-------------------|------------------|-----------------------|
| | Number. | Popula- tion. | Aver- age size. | | Number. | Popula- tion. | Aver- age size. | | Number. | Popula- tion. | Aver- age size. |
| Virginia—Con. | | | | West Virginia— Continued. | | | | Wisconsin— Continued. | | | |
| City of Fredericksburg | 1,063 | 4,929 | 4.6 | Hardy | 1,602 | 8,411 | 5.3 | Iron | 1,076 | 5,833 | 5.4 |
| City of Lynchburg | 3,967 | 18,366 | 4.6 | Harrison | 5,451 | 26,275 | 4.8 | Jackson | 3,541 | 17,220 | 4.9 |
| City of Manchester | 2,026 | 9,609 | 4.7 | Jackson | 4,330 | 22,887 | 5.3 | Jefferson | 7,658 | 33,941 | 4.4 |
| City of Newport News | 3,614 | 17,745 | 4.9 | Jefferson | 3,171 | 15,716 | 5.0 | Juneau | 4,426 | 20,142 | 4.6 |
| City of Norfolk | 9,742 | 43,865 | 4.5 | Kanawha | 10,490 | 53,677 | 5.1 | Kenosha | 4,440 | 21,009 | 4.7 |
| City of Petersburg | 5,090 | 21,310 | 4.2 | Lewis | 2,940 | 15,663 | 5.3 | Kewaunee | 3,201 | 16,958 | 5.3 |
| City of Portsmouth | 3,461 | 16,199 | 4.7 | Lincoln | 2,741 | 15,338 | 5.6 | La Crosse | 8,810 | 41,360 | 4.7 |
| City of Radford | 643 | 3,212 | 5.0 | Logan | 1,201 | 6,928 | 5.8 | Lafayette | 4,392 | 20,721 | 4.7 |
| City of Richmond | 17,549 | 80,331 | 4.6 | McDowell | 15,867 | 86,772 | 4.6 | Langlade | 2,396 | 12,090 | 5.0 |
| City of Roanoke | 4,282 | 20,482 | 4.8 | Marion | 6,617 | 31,691 | 4.8 | Lincoln | 3,117 | 15,493 | 5.0 |
| City of Staunton | 1,244 | 5,701 | 4.6 | Marshall | 5,136 | 25,152 | 4.9 | Manitowoc | 8,322 | 40,899 | 4.9 |
| City of Williamsburg | 300 | 1,823 | 4.4 | Mason | 4,588 | 24,009 | 4.9 | Marathon | 8,052 | 42,068 | 5.2 |
| City of Winchester | 1,177 | 4,960 | 4.2 | Mercer | 4,276 | 22,338 | 5.2 | Marnette | 5,745 | 29,320 | 5.1 |
| Washington | 107,171 | 446,799 | 4.2 | Mineral | 2,477 | 12,566 | 5.1 | Marquette | 2,162 | 10,377 | 4.8 |
| Adams | 1,063 | 4,654 | 4.4 | Mingo | 2,071 | 10,986 | 5.3 | Milwaukee | 66,725 | 313,971 | 4.7 |
| Asotin | 704 | 3,317 | 4.3 | Monongalia | 3,959 | 18,658 | 4.7 | Monroe | 5,932 | 27,270 | 4.6 |
| Chehalis | 3,017 | 12,941 | 4.3 | Monroe | 2,444 | 13,056 | 5.3 | Oconto | 3,924 | 20,467 | 5.2 |
| Chelan | 914 | 3,526 | 3.9 | Morgan | 1,479 | 7,251 | 4.9 | Oneida | 1,649 | 7,617 | 4.6 |
| Cllam | 1,419 | 5,355 | 3.8 | Nicholas | 2,047 | 11,165 | 5.5 | Outagamie | 9,286 | 45,305 | 4.9 |
| Clarke | 2,951 | 12,611 | 4.3 | Ohio | 10,338 | 46,464 | 4.5 | Ozaukee | 3,235 | 15,944 | 4.9 |
| Columbia | 1,541 | 6,932 | 4.5 | Pendleton | 1,596 | 9,121 | 5.7 | Pepin | 1,624 | 7,833 | 4.8 |
| Cowlitz | 1,782 | 7,528 | 4.2 | Pleasants | 1,744 | 9,103 | 5.2 | Pierce | 5,082 | 23,598 | 4.6 |
| Douglas | 1,136 | 4,744 | 4.0 | Pocahontas | 1,441 | 7,831 | 5.4 | Folk | 3,626 | 17,618 | 4.9 |
| Ferry | 1,127 | 3,369 | 3.0 | Preston | 4,337 | 22,322 | 4.9 | Portage | 5,715 | 28,986 | 5.1 |
| Franklin | 119 | 408 | 3.4 | Putnam | 3,277 | 17,277 | 5.3 | Price | 1,820 | 8,517 | 4.7 |
| Garfield | 334 | 3,836 | 4.6 | Raleigh | 2,186 | 12,185 | 5.6 | Racine | 9,727 | 44,297 | 4.6 |
| Island | 412 | 1,652 | 4.0 | Randolph | 3,157 | 16,642 | 5.3 | Richland | 4,230 | 19,170 | 4.5 |
| Jefferson | 1,323 | 4,924 | 3.7 | Ritchie | 3,631 | 18,734 | 5.2 | Rock | 11,346 | 49,075 | 4.3 |
| King | 19,236 | 80,960 | 4.2 | Roane | 3,456 | 19,303 | 5.6 | St. Croix | 5,208 | 26,173 | 5.0 |
| Kitsap | 1,613 | 6,039 | 3.7 | Summers | 2,938 | 16,071 | 5.5 | Sauk | 7,264 | 32,445 | 4.5 |
| Kittitas | 2,036 | 9,125 | 4.4 | Taylor | 2,999 | 14,184 | 4.7 | Sawyer | 725 | 3,345 | 4.6 |
| Klickitat | 1,430 | 6,352 | 4.4 | Tucker | 2,857 | 12,533 | 5.3 | Shawano | 5,034 | 26,413 | 5.2 |
| Lewis | 3,399 | 14,550 | 4.3 | Tyler | 3,708 | 17,633 | 4.8 | Sheboygan | 10,440 | 49,344 | 4.7 |
| Lincoln | 2,731 | 11,645 | 4.3 | Upshur | 2,945 | 14,567 | 4.9 | Taylor | 2,083 | 10,453 | 5.0 |
| Mason | 897 | 3,261 | 3.6 | Wayne | 4,270 | 23,277 | 5.5 | Trempealeau | 4,507 | 22,733 | 5.0 |
| Okanogan | 1,266 | 4,092 | 3.2 | Webster | 1,556 | 8,711 | 5.6 | Vernon | 5,842 | 27,921 | 4.8 |
| Pacific | 1,345 | 5,575 | 4.1 | Wetzel | 4,167 | 22,019 | 5.3 | Vilas | 825 | 3,656 | 4.4 |
| Pierce | 11,335 | 47,976 | 4.2 | Wirt | 1,943 | 10,202 | 5.3 | Walworth | 6,965 | 28,265 | 4.1 |
| San Juan | 663 | 2,723 | 4.1 | Wood | 7,197 | 33,320 | 4.7 | Washburn | 1,113 | 5,235 | 4.7 |
| Skagit | 2,938 | 12,426 | 4.2 | Wyoming | 1,435 | 8,366 | 5.8 | Washington | 4,566 | 23,016 | 5.0 |
| Skamania | 389 | 1,466 | 3.8 | Wisconsin | 420,327 | 1,991,415 | 4.7 | Waukesha | 7,558 | 33,759 | 4.5 |
| Snohomish | 5,102 | 20,608 | 4.0 | Adams | 1,975 | 9,110 | 4.6 | Waupaca | 6,464 | 30,418 | 4.7 |
| Spokane | 12,035 | 48,950 | 4.1 | Ashland | 3,732 | 17,633 | 4.7 | Waushara | 3,475 | 15,784 | 4.5 |
| Stevens | 2,468 | 3,808 | 4.0 | Barron | 4,659 | 23,175 | 5.0 | Winnebago | 12,339 | 56,045 | 4.5 |
| Thurston | 2,232 | 9,340 | 4.2 | Bayfield | 2,504 | 12,112 | 4.8 | Wood | 4,933 | 25,149 | 5.1 |
| Wahkiakum | 545 | 2,385 | 4.4 | Brown | 3,950 | 44,574 | 5.0 | Wyoming | 18,632 | 78,118 | 4.2 |
| Wallawalla | 3,375 | 15,163 | 4.5 | Buffalo | 3,380 | 16,608 | 4.9 | Albany | 2,044 | 9,603 | 4.7 |
| Whatcom | 5,106 | 21,235 | 4.2 | Burnett | 1,531 | 7,437 | 4.9 | Bighorn | 1,169 | 4,162 | 3.6 |
| Whitman | 5,425 | 24,504 | 4.5 | Calumet | 3,348 | 16,788 | 5.0 | Carbon | 2,036 | 7,336 | 3.5 |
| Yakima | 2,998 | 12,819 | 4.3 | Chippewa | 6,306 | 31,165 | 4.9 | Converse | 759 | 3,148 | 4.1 |
| West Virginia | 183,780 | 934,639 | 5.1 | Clark | 5,144 | 25,353 | 4.9 | Crook | 767 | 3,060 | 4.0 |
| Barbour | 2,790 | 14,003 | 5.0 | Columbia | 6,962 | 30,496 | 4.4 | Fremont | 1,463 | 4,951 | 3.4 |
| Berkeley | 3,979 | 19,303 | 4.9 | Crawford | 3,434 | 16,856 | 4.9 | Johnson | 682 | 2,267 | 3.3 |
| Boone | 1,400 | 8,163 | 5.8 | Dane | 14,045 | 66,407 | 4.7 | Laramie | 3,434 | 16,373 | 4.9 |
| Braxton | 3,369 | 18,786 | 5.6 | Dodge | 9,858 | 45,339 | 4.6 | Natrona | 431 | 1,531 | 3.7 |
| Brooke | 1,532 | 7,089 | 4.6 | Door | 3,307 | 17,386 | 5.3 | Sheridan | 1,164 | 4,686 | 4.0 |
| Cabell | 5,905 | 28,506 | 4.8 | Douglas | 6,263 | 30,253 | 4.8 | Sweetwater | 1,231 | 6,208 | 5.0 |
| Calhoun | 1,326 | 10,240 | 5.6 | Dunn | 5,024 | 24,531 | 4.9 | Uinta | 2,447 | 11,226 | 4.6 |
| Clay | 1,465 | 8,129 | 5.5 | Eau Claire | 6,441 | 30,504 | 4.7 | Weston | 913 | 2,862 | 3.1 |
| Doddridge | 2,561 | 13,512 | 5.3 | Florence | 607 | 2,966 | 4.9 | Yellowstone National Park | 42 | 150 | 3.6 |
| Fayette | 6,156 | 30,720 | 5.0 | Fond du Lac | 10,123 | 45,998 | 4.5 | | | | |
| Gilmer | 2,150 | 11,667 | 5.4 | Forest | 266 | 1,151 | 4.3 | | | | |
| Grant | 1,377 | 7,055 | 5.1 | Grant | 3,324 | 37,911 | 4.6 | | | | |
| Greenbrier | 3,709 | 20,453 | 5.5 | Green | 5,180 | 22,343 | 4.3 | | | | |
| Hampshire | 2,312 | 11,502 | 5.0 | Green Lake | 3,414 | 15,504 | 4.5 | | | | |
| Hancock | 1,384 | 6,452 | 4.7 | Iowa | 4,905 | 22,607 | 4.6 | | | | |

DWELLINGS AND FAMILIES.

clxxvii

From table 97 (page 608) of the general tables, which gives the number of persons to a dwelling in 1900 in detail for each state and territory, the following summary by geographic divisions is derived, showing the

number and percentage of dwellings containing the specified number of persons and, in each case, the percentage of the population represented by them in 1900, in comparison with similar percentages for 1890:

| GEOGRAPHIC DIVISIONS. | NUMBER OF DWELLINGS WITH— | | | | POPULATION IN DWELLINGS WITH— | | | |
|------------------------------|---------------------------|-----------------|------------------|----------------------|-------------------------------|-----------------|------------------|----------------------|
| | 1 person. | 2 to 6 persons. | 7 to 10 persons. | 11 persons and over. | 1 person. | 2 to 6 persons. | 7 to 10 persons. | 11 persons and over. |
| The United States..... | 611,435 | 10,158,922 | 2,999,687 | 660,101 | 611,435 | 40,003,517 | 24,053,065 | 11,326,558 |
| North Atlantic division..... | 111,086 | 2,495,493 | 704,939 | 269,950 | 111,086 | 9,793,781 | 5,662,844 | 5,478,984 |
| South Atlantic division..... | 87,622 | 1,355,673 | 437,784 | 75,617 | 87,622 | 5,408,755 | 3,932,756 | 1,014,347 |
| North Central division..... | 193,863 | 3,832,765 | 1,012,493 | 189,287 | 193,863 | 15,060,529 | 8,072,971 | 3,005,641 |
| South Central division..... | 116,462 | 1,871,878 | 654,458 | 95,003 | 116,462 | 7,444,732 | 5,268,796 | 1,250,007 |
| Western division..... | 102,402 | 603,113 | 140,013 | 30,244 | 102,402 | 2,295,670 | 1,115,698 | 577,579 |

| GEOGRAPHIC DIVISIONS. | PER CENT OF DWELLINGS WITH— | | | | | | | | PER CENT OF POPULATION IN DWELLINGS WITH— | | | | | | | |
|------------------------------|-----------------------------|------|-----------------|------|------------------|------|----------------------|------|---|------|-----------------|------|------------------|------|----------------------|------|
| | 1 person. | | 2 to 6 persons. | | 7 to 10 persons. | | 11 persons and over. | | 1 person. | | 2 to 6 persons. | | 7 to 10 persons. | | 11 persons and over. | |
| | 1900 | 1890 | 1900 | 1890 | 1900 | 1890 | 1900 | 1890 | 1900 | 1890 | 1900 | 1890 | 1900 | 1890 | 1900 | 1890 |
| The United States..... | 4.2 | 3.2 | 70.4 | 68.8 | 20.8 | 23.6 | 4.6 | 4.4 | 0.8 | 0.6 | 52.6 | 50.8 | 31.7 | 35.0 | 14.9 | 13.6 |
| North Atlantic division..... | 3.1 | 2.4 | 69.7 | 69.2 | 19.7 | 21.3 | 7.5 | 7.1 | 0.5 | 0.4 | 46.6 | 46.9 | 26.9 | 29.3 | 26.0 | 23.4 |
| South Atlantic division..... | 4.4 | 3.2 | 67.5 | 65.5 | 24.3 | 27.9 | 3.8 | 3.4 | 0.8 | 0.6 | 51.8 | 49.0 | 37.7 | 41.7 | 9.7 | 8.7 |
| North Central division..... | 3.7 | 3.1 | 73.3 | 71.6 | 19.4 | 21.9 | 3.6 | 3.4 | 0.7 | 0.6 | 57.2 | 55.3 | 30.7 | 33.7 | 11.4 | 10.4 |
| South Central division..... | 4.2 | 2.8 | 68.4 | 65.5 | 23.9 | 28.4 | 3.5 | 3.3 | 0.8 | 0.5 | 52.9 | 49.0 | 37.4 | 42.4 | 8.9 | 8.1 |
| Western division..... | 11.7 | 10.1 | 68.9 | 66.4 | 16.0 | 20.0 | 3.4 | 3.5 | 2.5 | 2.0 | 56.1 | 51.1 | 27.8 | 32.4 | 14.1 | 14.5 |

Of the whole number of occupied dwellings in 1900 for the mainland of the United States, 611,435, or 4.2 per cent, contain 1 person; 10,158,922, or 70.4 per cent, contain from 2 to 6 persons; 2,999,687, or 20.8 per cent, contain from 7 to 10 persons, and 660,101, or 4.6 per cent, contain 11 persons or more. More than one-half of the population in 1900 is living in dwellings containing from 2 to 6 persons, as against somewhat more than three-tenths in dwellings containing from 7 to 10 persons, very nearly 15 per cent in dwellings containing 11 or more persons, and not quite 1 per cent in dwellings containing 1 person only. In the Western division, dwellings with 1 person only constitute a large proportion of all the dwellings—11.7 per cent in 1900, as compared with 10.1 per cent in 1890. This large proportion is due largely to the character of its prevailing industries and to the presence in this section of the country of a considerable Chinese and Japanese population. Dwellings with 11 or more persons constitute 7.5 per cent of all the dwellings in the North Atlantic division in 1900, and contain 26

per cent of the total population of that division. This class of dwellings constitutes about the same proportion of the total dwellings in each of the other divisions in 1900, but it houses a considerable proportion of the population only in the Western division—14.1 per cent—and in the North Central division—11.4 per cent.

As compared with 1890, there is in each geographic division a decreased proportion in 1900 of dwellings containing from 7 to 10 persons, with an increase in the proportions for each of the other classes of dwellings, except in the Western division for those containing 11 or more persons.

The number and population of dwellings containing 1 person, 2 to 6 persons, 7 to 10 persons, and 11 or more persons in 1900 are presented for each city of at least 100,000 inhabitants in table xci, while the percentages based upon these numbers for both dwellings and population are presented for the same cities in table cxii, in comparison with similar percentages for 1890.

STATISTICS OF POPULATION.

TABLE XCI.—Number of dwellings and population in dwellings, with specified numbers of persons, for cities having 100,000 inhabitants or more: 1900.

| CITIES. | Total dwellings. | NUMBER OF DWELLINGS WITH— | | | | Total population. | POPULATION IN DWELLINGS WITH— | | | |
|------------------------------------|------------------|---------------------------|-----------------|------------------|----------------------|-------------------|-------------------------------|-----------------|------------------|----------------------|
| | | 1 person. | 2 to 6 persons. | 7 to 10 persons. | 11 persons and over. | | 1 person. | 2 to 6 persons. | 7 to 10 persons. | 11 persons and over. |
| Allegheny, Pa. | 20,321 | 249 | 12,064 | 6,100 | 1,908 | 129,896 | 249 | 51,643 | 49,585 | 28,469 |
| Baltimore, Md. | 89,442 | 1,453 | 59,940 | 23,578 | 4,471 | 508,957 | 1,453 | 251,034 | 189,362 | 67,108 |
| Boston, Mass. | 66,482 | 1,644 | 29,460 | 18,860 | 16,513 | 560,892 | 1,644 | 125,136 | 156,479 | 277,633 |
| Buffalo, N. Y. | 49,914 | 699 | 28,266 | 13,971 | 6,978 | 352,387 | 699 | 119,214 | 113,786 | 118,688 |
| Chicago, Ill. | 198,895 | 2,917 | 85,553 | 55,515 | 49,910 | 1,698,575 | 2,917 | 368,605 | 458,924 | 868,129 |
| Cincinnati, Ohio. | 40,634 | 677 | 20,146 | 11,476 | 3,335 | 325,902 | 677 | 86,417 | 94,061 | 144,777 |
| Cleveland, Ohio. | 63,205 | 870 | 41,361 | 16,116 | 4,858 | 331,768 | 870 | 172,991 | 129,665 | 78,242 |
| Columbus, Ohio. | 24,219 | 539 | 18,866 | 4,100 | 714 | 125,560 | 539 | 74,323 | 32,395 | 18,303 |
| Denver, Colo. | 27,100 | 1,119 | 20,958 | 4,029 | 994 | 133,859 | 1,119 | 80,738 | 31,868 | 20,134 |
| Detroit, Mich. | 52,046 | 794 | 36,714 | 11,704 | 2,334 | 285,704 | 794 | 148,817 | 93,785 | 42,308 |
| Fall River, Mass. | 9,509 | 132 | 3,191 | 2,458 | 3,728 | 104,863 | 132 | 13,818 | 20,505 | 70,408 |
| Indianapolis, Ind. | 36,160 | 853 | 29,097 | 5,383 | 827 | 169,164 | 853 | 111,819 | 42,400 | 14,092 |
| Jersey City, N. J. | 23,627 | 334 | 11,444 | 6,517 | 5,332 | 206,433 | 334 | 49,537 | 53,213 | 103,344 |
| Kansas City, Mo. | 28,027 | 712 | 19,078 | 5,929 | 2,308 | 163,752 | 712 | 77,414 | 47,769 | 37,867 |
| Los Angeles, Cal. | 22,531 | 1,469 | 17,593 | 2,773 | 696 | 102,479 | 1,469 | 65,701 | 21,314 | 18,495 |
| Louisville, Ky. | 34,655 | 799 | 22,231 | 9,007 | 2,568 | 204,731 | 799 | 91,768 | 72,737 | 39,427 |
| Memphis, Tenn. | 17,443 | 743 | 11,431 | 3,899 | 1,370 | 102,320 | 743 | 45,486 | 31,516 | 24,575 |
| Milwaukee, Wis. | 45,809 | 757 | 27,709 | 13,069 | 4,274 | 235,315 | 757 | 116,527 | 106,042 | 61,989 |
| Minneapolis, Minn. | 31,836 | 1,005 | 18,849 | 9,017 | 2,965 | 202,718 | 1,005 | 79,975 | 73,093 | 48,645 |
| Newark, N. J. | 30,397 | 441 | 14,537 | 8,922 | 6,497 | 246,070 | 441 | 63,035 | 73,567 | 109,027 |
| New Haven, Conn. | 15,240 | 279 | 8,547 | 4,250 | 2,164 | 108,027 | 279 | 36,074 | 34,706 | 36,968 |
| New Orleans, La. | 52,988 | 1,960 | 36,102 | 12,174 | 2,752 | 287,104 | 1,960 | 143,732 | 97,789 | 43,623 |
| New York, N. Y. | 249,991 | 4,232 | 95,433 | 60,672 | 89,654 | 3,437,202 | 4,232 | 412,652 | 499,928 | 2,520,330 |
| Manhattan and Bronx boroughs. | 100,547 | 1,923 | 28,041 | 19,483 | 51,100 | 2,050,600 | 1,923 | 120,925 | 161,445 | 1,766,307 |
| Brooklyn borough. | 113,972 | 1,515 | 45,026 | 32,155 | 35,276 | 1,166,532 | 1,515 | 199,526 | 265,501 | 700,040 |
| Queens borough. | 24,221 | 500 | 14,838 | 6,354 | 2,479 | 152,939 | 500 | 61,624 | 51,413 | 39,462 |
| Richmond borough. | 11,251 | 294 | 7,478 | 2,680 | 799 | 67,021 | 294 | 30,577 | 21,569 | 14,581 |
| Omaha, Nebr. | 18,027 | 673 | 12,323 | 3,853 | 1,173 | 102,555 | 673 | 50,157 | 30,334 | 20,891 |
| Paterson, N. J. | 13,591 | 175 | 6,054 | 4,630 | 2,732 | 105,171 | 175 | 26,345 | 33,429 | 40,222 |
| Philadelphia, Pa. | 241,589 | 3,840 | 175,821 | 51,850 | 10,078 | 1,293,697 | 3,840 | 711,550 | 413,320 | 164,937 |
| Pittsburg, Pa. | 51,024 | 714 | 30,995 | 14,688 | 4,627 | 321,616 | 714 | 132,338 | 118,894 | 69,620 |
| Providence, R. I. | 25,204 | 580 | 13,722 | 6,905 | 3,997 | 175,597 | 580 | 56,049 | 56,838 | 62,130 |
| Rochester, N. Y. | 29,531 | 397 | 21,200 | 6,621 | 1,313 | 162,603 | 397 | 86,990 | 52,892 | 22,329 |
| St. Joseph, Mo. | 15,449 | 220 | 9,372 | 4,394 | 1,463 | 102,979 | 220 | 40,193 | 35,534 | 26,932 |
| St. Louis, Mo. | 82,260 | 1,332 | 42,700 | 26,123 | 11,605 | 575,238 | 1,332 | 182,926 | 214,232 | 176,248 |
| St. Paul, Minn. | 24,681 | 668 | 14,569 | 7,098 | 2,346 | 163,065 | 668 | 61,930 | 57,399 | 43,063 |
| San Francisco, Cal. | 53,323 | 2,173 | 33,563 | 12,030 | 5,502 | 342,732 | 2,173 | 135,304 | 97,993 | 107,312 |
| Scranton, Pa. | 17,433 | 229 | 11,419 | 4,537 | 1,198 | 102,026 | 229 | 47,323 | 37,059 | 17,415 |
| Syracuse, N. Y. | 19,031 | 422 | 12,953 | 4,610 | 1,096 | 103,374 | 422 | 53,572 | 36,932 | 17,393 |
| Toledo, Ohio. | 26,632 | 468 | 20,696 | 4,822 | 646 | 131,322 | 468 | 81,333 | 38,218 | 11,803 |
| Washington, D. C. | 49,385 | 1,186 | 33,721 | 12,030 | 2,443 | 278,713 | 1,186 | 139,992 | 96,267 | 41,273 |
| Worcester, Mass. | 13,130 | 174 | 5,550 | 3,591 | 3,315 | 113,421 | 174 | 23,356 | 29,945 | 64,946 |

DWELLINGS AND FAMILIES.

clxxxix

TABLE XCII.—Percentage of dwellings and of population in dwellings, with specified numbers of persons, for cities having 100,000 inhabitants or more: 1890 and 1900.

| CITIES. | PER CENT OF DWELLINGS WITH— | | | | | | | | PER CENT OF POPULATION IN DWELLINGS WITH— | | | | | | | |
|--|-----------------------------|-------|-----------------|-------|------------------|-------|----------------------|-------|---|-------|-----------------|-------|------------------|-------|----------------------|-------|
| | 1 person. | | 2 to 6 persons. | | 7 to 10 persons. | | 11 persons and over. | | 1 person. | | 2 to 6 persons. | | 7 to 10 persons. | | 11 persons and over. | |
| | 1900 | 1890 | 1900 | 1890 | 1900 | 1890 | 1900 | 1890 | 1900 | 1890 | 1900 | 1890 | 1900 | 1890 | 1900 | 1890 |
| Allegheny, Pa..... | 1.2 | 1.0 | 59.4 | 59.2 | 30.0 | 31.4 | 9.4 | 8.4 | 0.2 | 0.2 | 39.8 | 40.1 | 38.1 | 40.1 | 21.9 | 19.6 |
| Baltimore, Md..... | 1.6 | 1.1 | 67.0 | 62.2 | 26.4 | 30.8 | 5.0 | 5.9 | 0.3 | 0.2 | 49.3 | 44.3 | 37.2 | 41.4 | 13.2 | 14.1 |
| Boston, Mass..... | 2.5 | 1.2 | 44.3 | 44.2 | 28.4 | 30.4 | 24.8 | 24.2 | 0.3 | 0.1 | 22.3 | 22.4 | 27.9 | 29.7 | 49.5 | 47.8 |
| Buffalo, N. Y..... | 1.4 | 1.2 | 56.6 | 57.3 | 28.0 | 28.8 | 14.0 | 12.7 | 0.2 | 0.2 | 33.8 | 35.4 | 32.3 | 34.4 | 33.7 | 30.0 |
| Chicago, Ill..... | 1.5 | 1.0 | 44.1 | 45.6 | 28.6 | 28.9 | 25.8 | 24.5 | 0.2 | 0.1 | 21.7 | 22.8 | 27.0 | 27.9 | 51.1 | 49.2 |
| Cincinnati, Ohio..... | 1.7 | 1.3 | 49.6 | 45.8 | 28.2 | 28.0 | 20.5 | 24.9 | 0.2 | 0.2 | 26.5 | 22.2 | 28.9 | 26.1 | 44.4 | 51.5 |
| Cleveland, Ohio..... | 1.4 | 1.3 | 65.4 | 65.4 | 25.5 | 26.8 | 7.7 | 6.5 | 0.2 | 0.2 | 45.3 | 46.0 | 33.9 | 36.4 | 20.6 | 17.4 |
| Columbus, Ohio..... | 2.2 | 1.6 | 77.9 | 73.6 | 16.9 | 21.0 | 3.0 | 3.8 | 0.4 | 0.3 | 59.2 | 54.5 | 25.8 | 30.6 | 14.6 | 14.6 |
| Denver, Colo..... | 4.1 | 2.9 | 77.3 | 68.3 | 14.9 | 22.7 | 3.7 | 6.1 | 0.8 | 0.5 | 60.3 | 46.3 | 23.8 | 31.5 | 15.1 | 21.7 |
| Detroit, Mich..... | 1.5 | 1.3 | 70.5 | 69.4 | 22.5 | 24.2 | 5.5 | 5.1 | 0.3 | 0.2 | 52.1 | 51.4 | 32.8 | 34.9 | 14.8 | 13.5 |
| Fall River, Mass..... | 1.4 | 1.0 | 33.6 | 35.8 | 25.8 | 26.3 | 39.2 | 36.9 | 0.1 | 0.1 | 13.2 | 13.6 | 19.6 | 19.5 | 67.1 | 66.8 |
| Indianapolis, Ind..... | 2.3 | 2.1 | 80.5 | 77.6 | 14.9 | 17.7 | 2.3 | 2.6 | 0.5 | 0.4 | 66.1 | 61.2 | 25.1 | 28.3 | 8.3 | 10.1 |
| Jersey City, N. J..... | 1.4 | 1.0 | 48.4 | 47.5 | 27.6 | 28.7 | 22.6 | 22.8 | 0.2 | 0.1 | 24.0 | 23.6 | 25.8 | 26.9 | 50.0 | 49.4 |
| Kansas City, Mo..... | 2.6 | 3.4 | 68.0 | 66.6 | 21.2 | 23.9 | 8.2 | 6.1 | 0.4 | 0.6 | 47.3 | 46.8 | 29.2 | 34.0 | 23.1 | 18.6 |
| Los Angeles, Cal..... | 6.5 | 5.9 | 78.1 | 74.9 | 12.3 | 15.9 | 3.1 | 3.3 | 1.4 | 1.2 | 64.1 | 58.9 | 21.3 | 26.3 | 13.2 | 13.6 |
| Louisville, Ky..... | 2.3 | 1.8 | 64.3 | 58.6 | 26.0 | 29.6 | 7.4 | 10.0 | 0.4 | 0.3 | 44.8 | 38.4 | 35.5 | 37.6 | 19.3 | 23.7 |
| Memphis, Tenn..... | 4.3 | 3.7 | 65.5 | 68.5 | 22.3 | 21.9 | 7.9 | 5.9 | 0.7 | 0.7 | 44.5 | 48.0 | 30.8 | 32.2 | 24.0 | 19.1 |
| Milwaukee, Wis..... | 1.7 | 1.6 | 60.5 | 60.5 | 28.5 | 29.2 | 9.3 | 8.7 | 0.3 | 0.3 | 40.8 | 41.1 | 37.2 | 38.0 | 21.7 | 20.6 |
| Minneapolis, Minn..... | 3.2 | 4.1 | 59.2 | 57.4 | 28.3 | 28.0 | 9.3 | 10.5 | 0.5 | 0.6 | 39.4 | 37.5 | 36.1 | 35.0 | 24.0 | 26.9 |
| Newark, N. J..... | 1.4 | 0.9 | 47.8 | 48.7 | 29.4 | 30.9 | 21.4 | 19.5 | 0.2 | 0.1 | 25.6 | 27.3 | 29.9 | 32.6 | 44.3 | 40.0 |
| New Haven, Conn..... | 1.8 | 1.5 | 56.1 | 53.5 | 27.9 | 30.3 | 14.2 | 14.7 | 0.3 | 0.2 | 33.4 | 31.4 | 32.1 | 34.1 | 34.2 | 34.3 |
| New Orleans, La..... | 3.7 | 3.2 | 68.1 | 65.8 | 23.0 | 25.8 | 5.2 | 5.2 | 0.7 | 0.6 | 50.1 | 47.1 | 34.0 | 37.4 | 15.2 | 14.9 |
| New York, N. Y..... | 1.7 | | 38.2 | | 24.2 | | 35.9 | | 0.1 | | 12.0 | | 14.6 | | 73.3 | |
| Manhattan and Bronx boroughs. ¹ | 1.9 | 1.3 | 27.9 | 26.5 | 19.4 | 22.4 | 50.8 | 49.8 | 0.1 | 0.1 | 5.9 | 6.3 | 7.9 | 10.1 | 86.1 | 83.5 |
| Brooklyn borough ² | 1.3 | 1.0 | 39.5 | 39.3 | 28.2 | 30.1 | 31.0 | 29.6 | 0.1 | 0.1 | 17.1 | 17.8 | 22.8 | 25.4 | 60.0 | 56.7 |
| Queens borough..... | 2.1 | | 61.5 | | 26.2 | | 10.2 | | 0.3 | | 40.3 | | 33.6 | | 25.8 | |
| Richmond borough..... | 2.6 | | 66.5 | | 23.8 | | 7.1 | | 0.4 | | 45.6 | | 32.2 | | 21.8 | |
| Omaha, Nebr..... | 3.7 | 1.3 | 68.4 | 59.2 | 21.4 | 31.3 | 6.5 | 8.2 | 0.6 | 0.2 | 48.9 | 36.2 | 30.1 | 38.0 | 20.4 | 25.6 |
| Paterson, N. J..... | 1.3 | 1.3 | 44.5 | 43.1 | 34.1 | 33.8 | 20.1 | 21.8 | 0.2 | 0.1 | 25.1 | 23.5 | 36.5 | 35.5 | 38.2 | 40.9 |
| Philadelphia, Pa..... | 1.6 | 1.2 | 72.8 | 69.9 | 21.4 | 24.5 | 4.2 | 4.4 | 0.3 | 0.2 | 55.0 | 51.7 | 31.9 | 35.3 | 12.8 | 12.8 |
| Pittsburg, Pa..... | 1.4 | 1.3 | 60.7 | 59.4 | 23.8 | 30.8 | 9.1 | 8.5 | 0.2 | 0.2 | 41.2 | 40.0 | 37.0 | 39.7 | 21.6 | 20.1 |
| Providence, R. I..... | 2.3 | 1.7 | 54.4 | 48.3 | 27.4 | 31.4 | 15.9 | 18.6 | 0.3 | 0.2 | 31.9 | 27.4 | 32.4 | 34.6 | 35.4 | 37.8 |
| Rochester, N. Y..... | 1.3 | 1.5 | 71.8 | 69.6 | 22.4 | 24.2 | 4.5 | 4.7 | 0.3 | 0.3 | 53.5 | 51.3 | 32.5 | 34.8 | 13.7 | 13.6 |
| St. Joseph, Mo..... | 1.4 | 2.1 | 60.7 | 69.9 | 23.4 | 24.1 | 9.5 | 3.9 | 0.2 | 0.4 | 39.0 | 51.0 | 34.6 | 35.7 | 26.2 | 12.9 |
| St. Louis, Mo..... | 2.2 | 2.5 | 51.9 | 49.8 | 31.8 | 31.3 | 14.1 | 16.4 | 0.3 | 0.3 | 31.8 | 28.5 | 37.3 | 34.9 | 30.6 | 36.3 |
| St. Paul, Minn..... | 2.7 | 3.7 | 59.0 | 59.2 | 23.8 | 27.9 | 9.5 | 9.2 | 0.4 | 0.6 | 38.0 | 39.6 | 35.2 | 35.7 | 26.4 | 24.1 |
| San Francisco, Cal..... | 4.1 | 3.7 | 62.9 | 64.4 | 22.7 | 24.9 | 10.3 | 7.0 | 0.6 | 0.6 | 39.5 | 41.2 | 28.6 | 31.8 | 31.3 | 26.4 |
| Scranton, Pa..... | 1.3 | 1.2 | 65.5 | 62.5 | 26.3 | 28.1 | 6.9 | 8.2 | 0.2 | 0.2 | 46.4 | 43.0 | 36.3 | 37.2 | 17.1 | 19.6 |
| Syracuse, N. Y..... | 2.2 | 1.9 | 67.9 | 68.1 | 24.2 | 24.7 | 5.7 | 5.3 | 0.4 | 0.3 | 49.4 | 49.4 | 34.1 | 35.3 | 16.1 | 15.0 |
| Toledo, Ohio..... | 1.8 | 2.0 | 77.7 | 73.9 | 18.1 | 21.1 | 2.4 | 3.0 | 0.4 | 0.4 | 61.7 | 58.3 | 29.0 | 32.5 | 8.9 | 8.8 |
| Washington, D. C..... | 2.4 | 2.0 | 68.3 | 64.1 | 24.4 | 23.4 | 4.9 | 5.5 | 0.4 | 0.3 | 50.2 | 45.4 | 34.6 | 38.7 | 14.8 | 15.6 |
| Worcester, Mass..... | 1.3 | 1.1 | 42.3 | 42.6 | 27.3 | 30.1 | 29.1 | 26.2 | 0.2 | 0.1 | 19.7 | 20.8 | 25.3 | 28.9 | 54.8 | 50.2 |

¹New York city in 1890.

²Brooklyn city in 1890.

STATISTICS OF POPULATION.

The city of New York as now constituted has, according to the census of 1900, 249,991 dwelling places, containing an aggregate population of 3,437,202. Of the whole number of dwelling places in the city in 1900, 95,433, or 38.2 per cent, contain from 2 to 6 persons; 60,672, or 24.2 per cent, contain from 7 to 10 persons; and 89,654, or 35.9 per cent, contain 11 persons or more, leaving 4,232, or 1.7 per cent, for dwellings containing only 1 person. In Manhattan and Bronx boroughs—equivalent to New York city as it existed in 1890—more than one-half of all the dwellings contain 11 persons or more, while in Brooklyn borough—equivalent to Brooklyn city in 1890—this number of persons is contained in more than three-tenths of all the dwellings in that borough in 1900. These proportions for New York city as now constituted can be compared with similar proportions for Philadelphia, which has about nine-tenths as many dwelling places housing less than two-fifths the amount of population, and with Chicago, where nearly four-fifths as many dwelling places house about one-half as much population. In Philadelphia by far the largest proportion of the dwellings—72.8 per cent—contain from 2 to 6 persons each, as compared with 21.4 per cent for those with from 7 to 10 persons, and only 4.2 per cent for those with 11 or more persons. Of all the dwellings in Chicago in 1900 about one-fourth—25.8 per cent—contain 11 persons or more, 44.1 per cent from 2 to 6 persons, and 28.6 per cent from 7 to 10 persons. Considered with respect to

population, the differences are even more significant. New York city has very nearly three-fourths of its population in 1900 living in dwellings containing 11 or more persons, as against not much more than one-half for Chicago and not much more than one-eighth for Philadelphia. The proportion of the population—86.1 per cent—contained in dwellings with 11 or more persons in Manhattan and Bronx boroughs, is very much larger than in Brooklyn borough, where it is 60 per cent, or in the remainder of the greater city where it is between 20 and 26 per cent. Boston has very nearly one-half of its population contained in dwellings with 11 or more persons, but in Fall River and Worcester, in the same state, the proportions are even larger, this class of dwellings containing 67.1 per cent of the population of Fall River and 54.8 per cent of that of Worcester. One-half of the population of Jersey City is contained in dwellings with 11 persons or more, and the proportions in Cincinnati and Newark—44.4 and 44.3 per cent, respectively—are very nearly as large.

A further analysis is made in table XCIII for all cities, including the three principal boroughs of New York city, which have a considerable proportion of their population contained in dwellings with 11 or more persons, according to the number and population of dwellings having, respectively, 11 to 15, 16 to 20, and 21 or more occupants.

TABLE XCIII.—Number of dwellings and of population contained in dwellings having 1 to 10, 11 to 15, 16 to 20, and 21 or more occupants, for certain cities in 1900, with percentages for 1890 and 1900.

| CITIES. | NUMBER OF DWELLINGS WITH— | | | | POPULATION IN DWELLINGS WITH— | | | |
|-----------------------------------|---------------------------|-------------------|-------------------|----------------------|-------------------------------|-------------------|-------------------|----------------------|
| | 1 to 10 persons. | 11 to 15 persons. | 16 to 20 persons. | 21 persons and over. | 1 to 10 persons. | 11 to 15 persons. | 16 to 20 persons. | 21 persons and over. |
| Boston, Mass | 49,964 | 10,608 | 3,540 | 2,375 | 283,259 | 133,745 | 62,036 | 81,852 |
| Chicago, Ill. | 143,985 | 29,021 | 11,179 | 9,710 | 830,446 | 366,264 | 197,367 | 304,498 |
| Cincinnati, Ohio | 32,299 | 4,751 | 1,831 | 1,753 | 181,125 | 59,672 | 32,467 | 52,638 |
| Fall River, Mass. | 5,781 | 1,775 | 891 | 1,062 | 34,455 | 22,571 | 15,765 | 32,072 |
| Jersey City, N. J. | 18,295 | 2,562 | 1,084 | 1,686 | 103,089 | 32,206 | 19,256 | 51,882 |
| Newark, N. J. | 23,900 | 4,043 | 1,350 | 1,104 | 137,043 | 50,726 | 23,788 | 34,518 |
| New York, N. Y. | 160,337 | 30,160 | 14,973 | 44,521 | 916,812 | 381,523 | 267,050 | 1,371,817 |
| Manhattan and Bronx boroughs..... | 49,447 | 11,777 | 7,095 | 32,228 | 234,293 | 149,316 | 126,968 | 1,489,523 |
| Brooklyn borough | 78,696 | 16,117 | 7,313 | 11,846 | 466,542 | 208,670 | 130,078 | 366,292 |
| Worcester, Mass. | 9,315 | 2,322 | 879 | 614 | 53,475 | 29,437 | 15,503 | 20,001 |

| CITIES. | PER CENT OF DWELLINGS WITH— | | | | | | | | PER CENT OF POPULATION IN DWELLINGS WITH— | | | | | | | |
|---|-----------------------------|-------|-------------------|-------|-------------------|-------|----------------------|-------|---|-------|-------------------|-------|-------------------|-------|----------------------|-------|
| | 1 to 10 persons. | | 11 to 15 persons. | | 16 to 20 persons. | | 21 persons and over. | | 1 to 10 persons. | | 11 to 15 persons. | | 16 to 20 persons. | | 21 persons and over. | |
| | 1900 | 1890 | 1900 | 1890 | 1900 | 1890 | 1900 | 1890 | 1900 | 1890 | 1900 | 1890 | 1900 | 1890 | 1900 | 1890 |
| Boston, Mass | 75.2 | 75.8 | 15.9 | 15.3 | 5.3 | 5.4 | 3.6 | 3.5 | 50.5 | 52.2 | 23.8 | 22.8 | 11.1 | 11.1 | 14.6 | 13.9 |
| Chicago, Ill. | 74.2 | 75.5 | 15.0 | 13.9 | 5.8 | 5.8 | 5.0 | 4.8 | 48.9 | 50.8 | 21.6 | 20.5 | 11.6 | 12.1 | 17.9 | 16.6 |
| Cincinnati, Ohio | 79.5 | 75.1 | 11.7 | 12.5 | 4.5 | 5.9 | 4.3 | 6.5 | 55.6 | 48.5 | 18.3 | 17.8 | 10.0 | 11.8 | 16.1 | 21.9 |
| Fall River, Mass. | 60.8 | | 18.6 | | 9.4 | | 11.2 | | 32.9 | | 21.5 | | 15.0 | | 30.6 | |
| Jersey City, N. J. | 77.4 | 77.2 | 10.9 | 10.8 | 4.6 | 5.1 | 7.1 | 6.9 | 50.0 | 50.6 | 15.6 | 15.6 | 9.3 | 10.3 | 25.1 | 23.5 |
| Newark, N. J. | 78.6 | 80.5 | 13.3 | 12.7 | 4.5 | 4.1 | 3.6 | 2.7 | 55.7 | 60.0 | 20.6 | 20.5 | 9.7 | 9.3 | 14.0 | 10.2 |
| New York, N. Y. | 64.1 | | 12.1 | | 6.0 | | 17.8 | | 26.7 | | 11.1 | | 7.8 | | 54.4 | |
| Manhattan and Bronx boroughs ¹ | 49.2 | 50.2 | 11.7 | 12.7 | 7.1 | 8.3 | 32.0 | 28.8 | 13.9 | 16.5 | 7.3 | 8.8 | 6.2 | 8.0 | 72.6 | 66.7 |
| Brooklyn borough ² | 69.0 | 70.4 | 14.2 | 14.7 | 6.4 | 6.6 | 10.4 | 8.4 | 40.0 | 43.3 | 17.5 | 19.0 | 11.1 | 12.0 | 31.4 | 25.7 |
| Worcester, Mass. | 70.9 | | 17.7 | | 6.7 | | 4.7 | | 45.2 | | 24.8 | | 13.1 | | 16.9 | |

¹New York city in 1890.

²Brooklyn city in 1890.

DWELLINGS AND FAMILIES.

New York city has considerably more than one-half of its population in dwellings containing over 20 persons, and Manhattan and Bronx boroughs have very nearly three-fourths of their entire population in such dwellings.

More than three-tenths of the population of Brooklyn borough and of Fall River and one-fourth of the popu-

lation of Jersey City are also contained in dwellings with more than 20 occupants.

Very nearly three-fourths of all the families in the United States, constituting a little more than three-fifths of the entire population in 1900, contain from 2 to 6 persons, as shown by the following summary by geographic divisions:

| GEOGRAPHIC DIVISIONS. | NUMBER OF FAMILIES WITH— | | | | POPULATION OF FAMILIES WITH— | | | |
|------------------------------|--------------------------|-----------------|------------------|----------------------|------------------------------|-----------------|------------------|----------------------|
| | 1 person. | 2 to 6 persons. | 7 to 10 persons. | 11 persons and over. | 1 person. | 2 to 6 persons. | 7 to 10 persons. | 11 persons and over. |
| The United States..... | 818,744 | 12,086,126 | 2,929,799 | 353,046 | 818,744 | 46,487,542 | 23,318,122 | 5,370,167 |
| North Atlantic division..... | 194,589 | 3,626,566 | 719,151 | 88,434 | 194,589 | 13,759,672 | 5,678,948 | 1,413,486 |
| South Atlantic division..... | 109,940 | 1,458,616 | 469,202 | 63,999 | 109,940 | 5,706,593 | 3,774,852 | 852,095 |
| North Central division..... | 254,475 | 4,370,032 | 971,217 | 99,526 | 254,475 | 16,826,596 | 7,688,115 | 1,563,818 |
| South Central division..... | 142,505 | 1,973,673 | 637,286 | 82,852 | 142,505 | 7,737,335 | 5,121,557 | 1,078,650 |
| Western division..... | 117,235 | 657,239 | 132,943 | 23,235 | 117,235 | 2,457,346 | 1,054,650 | 462,118 |

| GEOGRAPHIC DIVISIONS. | PER CENT OF FAMILIES WITH— | | | | | | | | PER CENT OF POPULATION OF FAMILIES WITH— | | | | | | | |
|------------------------------|----------------------------|------|-----------------|------|------------------|------|----------------------|------|--|------|-----------------|------|------------------|------|----------------------|------|
| | 1 person. | | 2 to 6 persons. | | 7 to 10 persons. | | 11 persons and over. | | 1 person. | | 2 to 6 persons. | | 7 to 10 persons. | | 11 persons and over. | |
| | 1900 | 1890 | 1900 | 1890 | 1900 | 1890 | 1900 | 1890 | 1900 | 1890 | 1900 | 1890 | 1900 | 1890 | 1900 | 1890 |
| The United States..... | 5.0 | 3.6 | 74.7 | 73.3 | 18.1 | 21.0 | 2.2 | 2.1 | 1.1 | 0.7 | 61.2 | 58.5 | 30.7 | 34.1 | 7.0 | 6.7 |
| North Atlantic division..... | 4.2 | 3.2 | 78.4 | 78.1 | 15.6 | 17.0 | 1.8 | 1.7 | 0.9 | 0.7 | 65.4 | 64.0 | 27.0 | 28.9 | 6.7 | 6.4 |
| South Atlantic division..... | 5.2 | 3.4 | 69.4 | 67.7 | 22.3 | 26.2 | 3.1 | 2.7 | 1.1 | 0.6 | 54.6 | 51.8 | 36.1 | 40.5 | 8.2 | 7.1 |
| North Central division..... | 4.5 | 3.4 | 76.7 | 75.0 | 17.1 | 19.8 | 1.7 | 1.8 | 1.0 | 0.7 | 63.9 | 61.0 | 29.2 | 32.5 | 5.9 | 5.8 |
| South Central division..... | 5.0 | 3.0 | 69.6 | 67.4 | 22.5 | 27.0 | 2.9 | 2.6 | 1.0 | 0.6 | 54.9 | 51.3 | 36.4 | 41.4 | 7.7 | 6.7 |
| Western division..... | 12.6 | 10.2 | 70.6 | 68.2 | 14.3 | 18.8 | 2.5 | 2.8 | 2.9 | 2.1 | 60.0 | 53.7 | 25.8 | 31.5 | 11.3 | 12.7 |

There is a large proportion of families of 1 person in the Western division, this class constituting 12.6 per cent of all the families in that division in 1900 as compared with 10.2 per cent in 1890. This division also has a considerable proportion of its population—a little more than one-ninth of its entire population in 1900—contained in families of over 10 persons.

A comparison of the relative proportions of families containing the respective numbers of persons and the proportionate amount of population represented by each class, similar to that for geographic divisions, is made for each city having upward of 100,000 inhabitants, in tables xciv and xcv.

STATISTICS OF POPULATION.

TABLE XCIV.—Number and population of families, with specified numbers of persons, for cities having 100,000 inhabitants or more: 1900.

| CITIES. | Total families. | NUMBER OF FAMILIES WITH— | | | | Total population. | POPULATION OF FAMILIES WITH— | | | |
|-----------------------------------|-----------------|--------------------------|-----------------|------------------|----------------------|-------------------|------------------------------|-----------------|------------------|----------------------|
| | | 1 person. | 2 to 6 persons. | 7 to 10 persons. | 11 persons and over. | | 1 person. | 2 to 6 persons. | 7 to 10 persons. | 11 persons and over. |
| Allegheny, Pa..... | 26,558 | 762 | 19,996 | 5,073 | 727 | 129,896 | 762 | 77,397 | 40,319 | 11,418 |
| Baltimore, Md..... | 105,584 | 4,191 | 78,931 | 20,130 | 2,332 | 508,957 | 4,191 | 307,883 | 159,936 | 36,947 |
| Boston, Mass..... | 117,244 | 5,199 | 89,137 | 19,381 | 3,477 | 560,892 | 5,199 | 340,413 | 153,530 | 61,746 |
| Buffalo, N. Y..... | 73,631 | 2,393 | 56,201 | 13,692 | 1,345 | 352,337 | 2,393 | 217,494 | 103,373 | 24,18 |
| Chicago, Ill..... | 359,960 | 12,099 | 280,446 | 61,163 | 6,252 | 1,693,575 | 12,099 | 1,090,321 | 481,495 | 114,660 |
| Cincinnati, Ohio..... | 74,536 | 4,767 | 57,768 | 10,939 | 1,062 | 325,902 | 4,767 | 215,849 | 86,110 | 19,176 |
| Cleveland, Ohio..... | 81,519 | 2,762 | 63,475 | 13,816 | 1,466 | 331,768 | 2,762 | 244,311 | 103,884 | 25,311 |
| Columbus, Ohio..... | 27,582 | 1,212 | 22,445 | 3,569 | 356 | 125,560 | 1,212 | 83,789 | 27,953 | 12,601 |
| Denver, Colo..... | 30,936 | 1,961 | 24,876 | 3,519 | 580 | 133,859 | 1,961 | 91,516 | 27,560 | 12,322 |
| Detroit, Mich..... | 60,505 | 1,580 | 47,129 | 10,747 | 1,049 | 285,704 | 1,580 | 182,337 | 84,923 | 16,809 |
| Fall River, Mass..... | 21,027 | 647 | 15,291 | 4,465 | 624 | 104,863 | 647 | 59,572 | 35,876 | 8,763 |
| Indianapolis, Ind..... | 39,710 | 1,739 | 32,642 | 4,816 | 513 | 169,164 | 1,739 | 120,649 | 37,753 | 9,023 |
| Jersey City, N. J..... | 44,760 | 1,378 | 35,406 | 7,363 | 608 | 206,433 | 1,378 | 133,158 | 57,763 | 9,134 |
| Kansas City, Mo..... | 36,496 | 1,749 | 29,112 | 4,709 | 926 | 163,752 | 1,749 | 103,276 | 37,123 | 16,604 |
| Los Angeles, Cal..... | 25,207 | 2,519 | 19,755 | 2,443 | 485 | 102,479 | 2,519 | 71,149 | 19,159 | 9,652 |
| Louisville, Ky..... | 44,912 | 3,199 | 33,055 | 7,639 | 1,019 | 204,731 | 3,199 | 124,457 | 60,642 | 16,433 |
| Memphis, Tenn..... | 21,666 | 1,317 | 15,513 | 3,637 | 699 | 102,320 | 1,317 | 53,693 | 28,995 | 12,310 |
| Milwaukee, Wis..... | 59,306 | 1,915 | 45,351 | 11,453 | 1,082 | 285,315 | 1,915 | 176,613 | 90,753 | 16,034 |
| Minneapolis, Minn..... | 42,536 | 2,094 | 32,433 | 6,990 | 1,019 | 202,713 | 2,094 | 125,170 | 55,174 | 20,230 |
| Newark, N. J..... | 54,654 | 2,098 | 43,450 | 8,357 | 749 | 246,070 | 2,098 | 166,024 | 65,513 | 12,435 |
| New Haven, Conn..... | 23,601 | 891 | 18,695 | 3,626 | 389 | 103,027 | 891 | 71,273 | 23,480 | 7,333 |
| New Orleans, La..... | 61,775 | 4,616 | 44,436 | 11,169 | 1,504 | 237,104 | 4,616 | 163,594 | 83,919 | 24,975 |
| New York, N. Y..... | 735,621 | 29,332 | 572,533 | 120,173 | 13,533 | 3,437,202 | 29,332 | 2,201,833 | 945,314 | 260,673 |
| Manhattan and Bronx boroughs..... | 433,953 | 17,661 | 335,672 | 71,672 | 3,943 | 2,050,600 | 17,661 | 1,287,530 | 564,777 | 130,632 |
| Brooklyn borough..... | 255,321 | 9,932 | 202,028 | 40,212 | 3,649 | 1,166,532 | 9,932 | 777,739 | 315,234 | 63,677 |
| Queens borough..... | 32,121 | 1,091 | 24,430 | 5,916 | 634 | 152,999 | 1,091 | 95,162 | 46,570 | 9,176 |
| Richmond borough..... | 13,726 | 643 | 10,403 | 2,373 | 302 | 67,021 | 643 | 40,452 | 13,733 | 7,183 |
| Omaha, Nebr..... | 20,723 | 1,133 | 15,275 | 3,595 | 715 | 102,555 | 1,133 | 59,496 | 28,530 | 13,391 |
| Paterson, N. J..... | 23,472 | 831 | 18,706 | 3,534 | 301 | 105,171 | 831 | 71,630 | 23,193 | 4,462 |
| Philadelphia, Pa..... | 265,890 | 7,211 | 203,762 | 49,026 | 5,331 | 1,233,697 | 7,211 | 793,924 | 337,851 | 99,711 |
| Pittsburg, Pa..... | 63,959 | 1,532 | 47,160 | 13,436 | 1,731 | 321,616 | 1,532 | 183,396 | 106,900 | 25,233 |
| Providence, R. I..... | 39,236 | 1,655 | 31,037 | 5,809 | 735 | 175,597 | 1,655 | 116,213 | 45,843 | 11,876 |
| Rochester, N. Y..... | 34,402 | 1,139 | 26,633 | 5,837 | 643 | 162,603 | 1,139 | 103,077 | 46,669 | 11,673 |
| St. Joseph, Mo..... | 17,150 | 412 | 11,301 | 4,414 | 1,023 | 102,979 | 412 | 47,115 | 35,434 | 19,963 |
| St. Louis, Mo..... | 123,719 | 5,932 | 94,319 | 20,373 | 2,595 | 575,233 | 5,932 | 361,536 | 161,013 | 46,702 |
| St. Paul, Minn..... | 30,919 | 1,421 | 21,903 | 6,444 | 1,146 | 163,065 | 1,421 | 87,025 | 51,253 | 23,366 |
| San Francisco, Cal..... | 71,697 | 5,133 | 54,220 | 10,037 | 2,207 | 342,732 | 5,133 | 203,679 | 79,319 | 54,101 |
| Scranton, Pa..... | 20,636 | 465 | 15,466 | 4,232 | 473 | 102,026 | 465 | 61,233 | 33,709 | 6,619 |
| Syracuse, N. Y..... | 25,347 | 1,200 | 20,604 | 3,216 | 327 | 103,374 | 1,200 | 75,305 | 25,310 | 6,059 |
| Toledo, Ohio..... | 23,923 | 819 | 23,347 | 4,364 | 393 | 131,322 | 819 | 83,593 | 34,369 | 8,036 |
| Washington, D. C..... | 56,678 | 2,421 | 42,226 | 10,409 | 1,622 | 273,713 | 2,421 | 164,299 | 82,683 | 23,310 |
| Worcester, Mass..... | 24,341 | 703 | 19,566 | 4,109 | 463 | 113,421 | 703 | 75,233 | 32,593 | 9,342 |

DWELLINGS AND FAMILIES.

clxxxiii

TABLE XCV.—Percentage of families and of population of families, with specified numbers of persons, for cities having 100,000 inhabitants or more: 1890 and 1900.

| CITIES. | PER CENT OF FAMILIES WITH— | | | | | | | | PER CENT OF POPULATION OF FAMILIES WITH— | | | | | | | |
|--|----------------------------|-------|-----------------|-------|------------------|-------|----------------------|-------|--|-------|-----------------|-------|------------------|-------|----------------------|-------|
| | 1 person. | | 2 to 6 persons. | | 7 to 10 persons. | | 11 persons and over. | | 1 person. | | 2 to 6 persons. | | 7 to 10 persons. | | 11 persons and over. | |
| | 1900 | 1890 | 1900 | 1890 | 1900 | 1890 | 1900 | 1890 | 1900 | 1890 | 1900 | 1890 | 1900 | 1890 | 1900 | 1890 |
| Allegheny, Pa..... | 2.9 | 2.0 | 75.3 | 74.6 | 19.1 | 21.2 | 2.7 | 2.2 | 0.6 | 0.4 | 59.6 | 58.7 | 31.0 | 33.5 | 8.8 | 7.4 |
| Baltimore, Md..... | 4.0 | 2.7 | 74.7 | 73.4 | 19.1 | 21.7 | 2.2 | 2.2 | 0.8 | 0.5 | 60.5 | 58.0 | 31.4 | 34.6 | 7.3 | 6.9 |
| Boston, Mass..... | 4.4 | 3.0 | 76.1 | 75.6 | 16.5 | 18.2 | 3.0 | 3.2 | 0.9 | 0.6 | 60.7 | 58.3 | 27.4 | 29.2 | 11.0 | 11.9 |
| Buffalo, N. Y..... | 3.3 | 2.5 | 76.3 | 75.7 | 18.6 | 19.6 | 1.8 | 2.2 | 0.7 | 0.5 | 61.7 | 60.1 | 30.7 | 31.5 | 6.9 | 7.9 |
| Chicago, Ill..... | 3.4 | 1.9 | 77.9 | 76.5 | 17.0 | 19.6 | 1.7 | 2.0 | 0.7 | 0.4 | 64.2 | 61.0 | 28.3 | 31.2 | 6.8 | 7.4 |
| Cincinnati, Ohio..... | 6.4 | 4.1 | 77.5 | 77.1 | 14.7 | 17.0 | 1.4 | 1.8 | 1.5 | 0.9 | 66.2 | 63.8 | 26.4 | 28.9 | 5.9 | 6.9 |
| Cleveland, Ohio..... | 3.4 | 2.3 | 77.9 | 76.2 | 16.9 | 19.7 | 1.8 | 1.8 | 0.7 | 0.5 | 64.0 | 61.0 | 28.5 | 31.7 | 6.8 | 6.8 |
| Columbus, Ohio..... | 4.4 | 3.0 | 81.4 | 77.8 | 12.9 | 17.4 | 1.3 | 1.8 | 1.0 | 0.6 | 66.7 | 61.7 | 22.3 | 28.3 | 10.0 | 9.4 |
| Denver, Colo..... | 6.3 | 3.8 | 80.4 | 72.0 | 11.4 | 20.3 | 1.9 | 3.9 | 1.4 | 0.7 | 68.4 | 51.8 | 20.6 | 31.0 | 9.6 | 16.5 |
| Detroit, Mich..... | 2.6 | 1.9 | 77.9 | 77.3 | 17.8 | 19.1 | 1.7 | 1.7 | 0.6 | 0.4 | 63.8 | 62.8 | 29.7 | 31.0 | 5.9 | 5.8 |
| Fall River, Mass..... | 3.1 | 1.9 | 72.7 | 71.2 | 21.2 | 24.3 | 3.0 | 2.6 | 0.6 | 0.4 | 56.8 | 54.3 | 34.2 | 38.3 | 8.4 | 7.0 |
| Indianapolis, Ind..... | 4.4 | 3.4 | 82.2 | 80.4 | 12.1 | 14.8 | 1.3 | 1.4 | 1.0 | 0.8 | 71.3 | 67.0 | 22.3 | 25.7 | 5.4 | 6.5 |
| Jersey City, N. J..... | 3.1 | 2.3 | 79.1 | 78.7 | 16.4 | 17.7 | 1.4 | 1.3 | 0.7 | 0.5 | 66.9 | 65.6 | 28.0 | 29.5 | 4.4 | 4.4 |
| Kansas City, Mo..... | 4.8 | 4.2 | 79.8 | 74.7 | 12.9 | 18.2 | 2.5 | 2.9 | 1.1 | 0.8 | 66.1 | 57.7 | 22.7 | 29.8 | 10.1 | 11.7 |
| Los Angeles, Cal..... | 10.0 | 6.6 | 78.4 | 76.8 | 9.7 | 14.4 | 1.9 | 2.2 | 2.5 | 1.5 | 69.4 | 63.1 | 18.7 | 25.4 | 9.4 | 10.0 |
| Louisville, Ky..... | 7.1 | 4.5 | 73.6 | 72.8 | 17.0 | 20.3 | 2.3 | 2.4 | 1.6 | 0.9 | 60.8 | 57.4 | 29.6 | 33.5 | 8.0 | 8.2 |
| Memphis, Tenn..... | 8.4 | 5.1 | 71.6 | 74.4 | 16.8 | 17.8 | 3.2 | 2.7 | 1.8 | 1.0 | 57.4 | 58.1 | 28.3 | 30.0 | 12.5 | 10.9 |
| Milwaukee, Wis..... | 3.2 | 2.6 | 75.8 | 74.8 | 19.2 | 20.8 | 1.8 | 1.8 | 0.7 | 0.5 | 61.9 | 60.1 | 31.8 | 33.6 | 5.6 | 5.8 |
| Minneapolis, Minn..... | 4.9 | 6.7 | 76.3 | 72.0 | 16.4 | 17.5 | 2.4 | 3.8 | 1.0 | 1.4 | 61.8 | 56.6 | 27.2 | 27.9 | 10.0 | 14.1 |
| Newark, N. J..... | 3.8 | 2.3 | 79.5 | 79.4 | 15.3 | 17.0 | 1.4 | 1.3 | 0.8 | 0.5 | 67.5 | 66.2 | 26.6 | 28.7 | 5.1 | 4.6 |
| New Haven, Conn..... | 3.8 | 2.7 | 79.2 | 79.3 | 15.4 | 16.5 | 1.6 | 1.5 | 0.8 | 0.6 | 66.0 | 64.3 | 26.4 | 28.0 | 6.8 | 7.1 |
| New Orleans, La..... | 7.5 | 4.5 | 72.0 | 71.6 | 18.1 | 21.4 | 2.4 | 2.5 | 1.6 | 0.9 | 58.7 | 56.0 | 31.0 | 34.7 | 8.7 | 8.4 |
| New York, N. Y..... | 4.0 | | 77.8 | | 16.3 | | 1.9 | | 0.8 | | 64.1 | | 27.5 | | 7.6 | |
| Manhattan and Bronx boroughs. ¹ | 4.1 | 3.1 | 77.3 | 77.4 | 16.5 | 17.6 | 2.1 | 1.9 | 0.9 | 0.6 | 62.8 | 61.5 | 27.5 | 29.2 | 8.8 | 8.7 |
| Brooklyn borough ² | 3.9 | 2.7 | 79.0 | 78.4 | 15.7 | 17.5 | 1.4 | 1.4 | 0.8 | 0.6 | 66.7 | 64.6 | 27.0 | 29.5 | 5.5 | 5.3 |
| Queens borough..... | 3.4 | | 76.2 | | 18.4 | | 2.0 | | 0.7 | | 62.9 | | 30.4 | | 6.0 | |
| Richmond borough..... | 4.7 | | 75.8 | | 17.3 | | 2.2 | | 1.0 | | 60.4 | | 27.9 | | 10.7 | |
| Omaha, Nebr..... | 5.5 | 1.4 | 73.7 | 65.5 | 17.3 | 28.3 | 3.5 | 4.8 | 1.1 | 0.2 | 58.0 | 43.9 | 27.8 | 38.0 | 13.1 | 17.9 |
| Paterson, N. J..... | 3.7 | 2.7 | 79.7 | 78.2 | 15.3 | 18.0 | 1.3 | 1.1 | 0.8 | 0.6 | 68.1 | 65.1 | 26.8 | 30.7 | 4.3 | 3.6 |
| Philadelphia, Pa..... | 2.7 | 1.9 | 76.6 | 74.7 | 18.5 | 21.1 | 2.2 | 2.3 | 0.6 | 0.4 | 61.7 | 58.5 | 30.0 | 33.1 | 7.7 | 8.0 |
| Pittsburg, Pa..... | 2.5 | 2.0 | 73.7 | 71.7 | 21.0 | 23.3 | 2.8 | 3.0 | 0.5 | 0.4 | 58.1 | 55.0 | 33.2 | 35.8 | 8.2 | 8.3 |
| Providence, R. I..... | 4.2 | 3.8 | 79.1 | 79.3 | 14.8 | 15.2 | 1.9 | 1.7 | 0.9 | 0.8 | 66.2 | 66.1 | 26.1 | 26.7 | 6.8 | 6.4 |
| Rochester, N. Y..... | 3.4 | 2.7 | 77.6 | 76.1 | 17.1 | 19.2 | 1.9 | 2.0 | 0.7 | 0.6 | 63.4 | 60.8 | 28.7 | 31.4 | 7.2 | 7.2 |
| St. Joseph, Mo..... | 2.4 | 2.5 | 65.9 | 72.4 | 25.7 | 22.2 | 6.0 | 2.9 | 0.4 | 0.5 | 45.8 | 54.4 | 34.5 | 34.3 | 19.3 | 10.8 |
| St. Louis, Mo..... | 4.8 | 4.7 | 76.6 | 73.2 | 16.5 | 19.8 | 2.1 | 2.3 | 1.0 | 0.9 | 62.9 | 58.1 | 26.0 | 32.3 | 8.1 | 8.7 |
| St. Paul, Minn..... | 4.6 | 5.2 | 70.9 | 71.3 | 20.8 | 19.8 | 3.7 | 3.7 | 0.9 | 1.0 | 58.4 | 54.8 | 31.4 | 30.9 | 14.3 | 13.3 |
| San Francisco, Cal..... | 7.2 | 4.1 | 75.6 | 70.3 | 14.1 | 21.5 | 3.1 | 4.1 | 1.5 | 0.7 | 59.4 | 48.7 | 23.3 | 30.8 | 15.8 | 19.8 |
| Scranton, Pa..... | 2.3 | 1.8 | 74.9 | 73.8 | 20.5 | 22.3 | 2.3 | 2.1 | 0.5 | 0.4 | 60.0 | 58.5 | 33.0 | 35.3 | 6.5 | 5.8 |
| Syracuse, N. Y..... | 4.7 | 3.5 | 81.3 | 79.3 | 12.7 | 15.5 | 1.3 | 1.7 | 1.1 | 0.8 | 69.9 | 65.8 | 23.4 | 26.9 | 5.6 | 6.5 |
| Toledo, Ohio..... | 2.8 | 3.2 | 80.7 | 77.0 | 15.1 | 18.0 | 1.4 | 1.8 | 0.6 | 0.7 | 67.2 | 63.6 | 26.1 | 29.9 | 6.1 | 5.8 |
| Washington, D. C..... | 4.3 | 2.9 | 74.5 | 71.8 | 18.4 | 22.5 | 2.8 | 2.8 | 0.9 | 0.6 | 58.9 | 54.4 | 29.7 | 34.6 | 10.5 | 10.4 |
| Worcester, Mass..... | 2.8 | 2.5 | 78.8 | 79.1 | 16.5 | 16.7 | 1.9 | 1.7 | 0.6 | 0.5 | 63.6 | 63.6 | 27.5 | 27.8 | 8.3 | 8.1 |

¹New York city in 1890.

²Brooklyn city in 1890.

STATISTICS OF POPULATION.

For the larger cities of the country presentation is made of the number of dwellings containing 1 or more families, the figures being given in table 101 (page 614) of the general tables in detail for each city having a population of 50,000 or more, and by wards for all cities of at least 500,000 inhabitants. The following table shows the average number of families to a dwelling for each city of 100,000 inhabitants or more in 1900, in comparison with similar averages in 1890 for such of these cities as also contained 100,000 inhabitants at that census:

TABLE XCVI.—Average number of families to a dwelling, for cities having 100,000 inhabitants or more: 1890 and 1900.

| CITIES. | Total dwellings. | Total families. | AVERAGE NUMBER OF FAMILIES TO A DWELLING. | |
|---|------------------|-----------------|---|-------|
| | | | 1900 | 1890 |
| Allegheny, Pa..... | 20,321 | 26,558 | 1.3 | 1.3 |
| Baltimore, Md..... | 89,442 | 105,584 | 1.2 | 1.2 |
| Boston, Mass..... | 66,482 | 117,244 | 1.8 | 1.7 |
| Buffalo, N. Y..... | 49,914 | 73,631 | 1.5 | 1.4 |
| Chicago, Ill..... | 193,895 | 359,960 | 1.9 | 1.7 |
| Cincinnati, Ohio..... | 40,684 | 74,586 | 1.8 | 1.9 |
| Cleveland, Ohio..... | 63,205 | 81,519 | 1.3 | 1.2 |
| Columbus, Ohio..... | 24,219 | 27,582 | 1.1 | |
| Denver, Colo..... | 27,100 | 30,936 | 1.1 | 1.1 |
| Detroit, Mich..... | 52,046 | 60,505 | 1.2 | 1.1 |
| Fall River, Mass..... | 9,509 | 21,027 | 2.2 | |
| Indianapolis, Ind..... | 36,160 | 39,710 | 1.1 | 1.1 |
| Jersey City, N. J..... | 23,627 | 44,760 | 1.9 | 1.9 |
| Kansas City, Mo..... | 28,027 | 36,496 | 1.3 | 1.2 |
| Los Angeles, Cal..... | 22,531 | 25,207 | 1.1 | |
| Louisville, Ky..... | 34,655 | 44,912 | 1.3 | 1.3 |
| Memphis, Tenn..... | 17,443 | 21,666 | 1.2 | |
| Milwaukee, Wis..... | 45,809 | 59,806 | 1.3 | 1.3 |
| Minneapolis, Minn..... | 31,836 | 42,536 | 1.3 | 1.3 |
| Newark, N. J..... | 30,397 | 54,654 | 1.8 | 1.7 |
| New Haven, Conn..... | 15,240 | 23,601 | 1.6 | |
| New Orleans, La..... | 52,988 | 61,775 | 1.2 | 1.1 |
| New York, N. Y..... | 249,991 | 735,621 | 2.9 | |
| Manhattan and Bronx boroughs ¹ | 100,547 | 433,953 | 4.3 | 3.8 |
| Brooklyn borough ² | 113,972 | 255,321 | 2.2 | 2.1 |

¹ New York city in 1890.

² Brooklyn city in 1890.

TABLE XCVI.—Average number of families to a dwelling, for cities having 100,000 inhabitants or more: 1890 and 1900—Continued.

| CITIES. | Total dwellings. | Total families. | AVERAGE NUMBER OF FAMILIES TO A DWELLING. | |
|----------------------------|------------------|-----------------|---|-------|
| | | | 1900 | 1890 |
| New York, N. Y.—Continued. | | | | |
| Queens borough..... | 24,221 | 32,121 | 1.3 | |
| Richmond borough..... | 11,251 | 13,726 | 1.2 | |
| Omaha, Nebr..... | 18,027 | 20,723 | 1.1 | 1.1 |
| Paterson, N. J..... | 13,591 | 23,472 | 1.7 | |
| Philadelphia, Pa..... | 241,589 | 265,880 | 1.1 | 1.1 |
| Pittsburg, Pa..... | 51,024 | 63,959 | 1.3 | 1.2 |
| Providence, R. I..... | 25,204 | 39,236 | 1.6 | 1.7 |
| Rochester, N. Y..... | 29,531 | 34,402 | 1.2 | 1.1 |
| St. Joseph, Mo..... | 15,449 | 17,150 | 1.1 | |
| St. Louis, Mo..... | 82,260 | 123,719 | 1.5 | 1.5 |
| St. Paul, Minn..... | 24,681 | 30,919 | 1.3 | 1.2 |
| San Francisco, Cal..... | 58,323 | 71,697 | 1.3 | 1.1 |
| Scranton, Pa..... | 17,433 | 20,636 | 1.2 | |
| Syracuse, N. Y..... | 19,081 | 25,347 | 1.3 | |
| Toledo, Ohio..... | 26,632 | 28,923 | 1.1 | |
| Washington, D. C..... | 49,385 | 56,678 | 1.1 | 1.1 |
| Worcester, Mass..... | 13,130 | 24,841 | 1.9 | |

For New York city, as a whole, there are on the average very nearly three families to a dwelling. In Manhattan and Bronx boroughs the average in 1900 is 4.3, as against 3.8 for New York city as it was constituted in 1890. In Brooklyn borough there is an average of 2.2 families to a dwelling in 1900, and a similar average is also shown for Fall River. These are the only cities which contain an average of two or more families to a dwelling, but there are very nearly two families to a dwelling, on the average, in Boston, Chicago, Cincinnati, Jersey City, Newark, and Worcester.

The number and proportion of dwellings containing 1, 2, or 3 families or more are shown in table XCVII for the 38 largest cities of the country in 1900, with corresponding percentages for certain of these cities in 1890.

TABLE XCVII.—Number of dwellings containing specified numbers of families in 1900, with percentages for 1890 and 1900, for cities having 100,000 inhabitants or more in 1900.

| CITIES. | NUMBER OF DWELLINGS HAVING SPECIFIED NUMBER OF FAMILIES. | | | PER CENT OF DWELLINGS HAVING SPECIFIED NUMBER OF FAMILIES. | | | | | |
|-----------------------|--|-------------|----------------------|--|-------|-------------|-------|----------------------|-------|
| | 1 family. | 2 families. | 3 families and over. | 1 family. | | 2 families. | | 3 families and over. | |
| | | | | 1900 | 1890 | 1900 | 1890 | 1900 | 1890 |
| Allegheny, Pa..... | 15,287 | 4,180 | 854 | 75.2 | 78.9 | 20.6 | 17.6 | 4.2 | 3.5 |
| Baltimore, Md..... | 76,654 | 10,548 | 2,240 | 85.7 | 83.6 | 11.8 | 13.8 | 2.5 | 2.6 |
| Boston, Mass..... | 37,711 | 15,525 | 13,246 | 56.7 | 59.0 | 23.4 | 23.8 | 19.9 | 17.2 |
| Buffalo, N. Y..... | 34,609 | 10,716 | 4,589 | 69.3 | 74.6 | 21.5 | 17.8 | 9.2 | 7.6 |
| Chicago, Ill..... | 104,232 | 51,501 | 38,162 | 53.7 | 60.4 | 26.6 | 22.5 | 19.7 | 17.1 |
| Cincinnati, Ohio..... | 24,475 | 8,548 | 7,611 | 60.2 | 60.6 | 21.1 | 18.6 | 18.7 | 20.8 |
| Cleveland, Ohio..... | 50,354 | 10,224 | 2,627 | 79.7 | 83.9 | 16.2 | 13.2 | 4.1 | 2.9 |
| Columbus, Ohio..... | 22,098 | 1,641 | 480 | 91.2 | | 6.8 | | 2.0 | |
| Denver, Colo..... | 24,911 | 1,564 | 625 | 91.9 | 92.8 | 5.8 | 5.9 | 2.3 | 1.5 |
| Detroit, Mich..... | 45,328 | 5,522 | 1,196 | 87.1 | 88.4 | 10.6 | 9.7 | 2.3 | 1.9 |

*

DWELLINGS AND FAMILIES.

clxxxv

TABLE XCVII.—Number of dwellings containing specified numbers of families in 1900, with percentages for 1890 and 1900, for cities having 100,000 inhabitants or more in 1900—Continued.

| CITIES. | NUMBER OF DWELLINGS HAVING SPECIFIED NUMBER OF FAMILIES. | | | PER CENT OF DWELLINGS HAVING SPECIFIED NUMBER OF FAMILIES. | | | | | |
|---|--|-------------|----------------------|--|------|-------------|------|----------------------|------|
| | 1 family. | 2 families. | 3 families and over. | 1 family. | | 2 families. | | 3 families and over. | |
| | | | | 1900 | 1890 | 1900 | 1890 | 1900 | 1890 |
| Fall River, Mass..... | 3,498 | 3,045 | 2,966 | 36.8 | | 32.0 | | 31.2 | |
| Indianapolis, Ind..... | 33,954 | 1,716 | 490 | 93.9 | 94.0 | 4.7 | 4.8 | 1.4 | 1.2 |
| Jersey City, N. J..... | 14,223 | 4,781 | 4,623 | 60.2 | 60.3 | 20.2 | 20.9 | 19.6 | 18.8 |
| Kansas City, Mo..... | 22,802 | 3,558 | 1,667 | 81.4 | 88.6 | 12.7 | 8.9 | 5.9 | 2.5 |
| Los Angeles, Cal..... | 21,046 | 1,090 | 395 | 98.4 | | 4.8 | | 1.8 | |
| Louisville, Ky..... | 28,194 | 4,544 | 1,917 | 81.4 | 79.5 | 13.1 | 14.3 | 5.5 | 6.2 |
| Memphis, Tenn..... | 15,133 | 1,551 | 759 | 86.8 | | 8.9 | | 4.3 | |
| Milwaukee, Wis..... | 34,608 | 9,396 | 1,805 | 75.6 | 79.1 | 20.5 | 17.0 | 3.9 | 3.9 |
| Minneapolis, Minn..... | 23,823 | 6,593 | 1,420 | 74.8 | 76.2 | 20.7 | 20.1 | 4.5 | 3.7 |
| Newark, N. J..... | 16,517 | 8,028 | 5,852 | 54.3 | 58.8 | 26.4 | 25.7 | 19.3 | 15.5 |
| New Haven, Conn..... | 9,356 | 4,558 | 1,326 | 61.4 | | 29.9 | | 8.7 | |
| New Orleans, La..... | 47,686 | 3,585 | 1,717 | 90.0 | 91.4 | 6.8 | 6.4 | 3.2 | 2.2 |
| New York, N. Y..... | 128,845 | 42,275 | 78,871 | 51.5 | | 16.9 | | 31.6 | |
| Manhattan and Bronx boroughs ¹ | 45,010 | 10,757 | 44,780 | 44.3 | 45.9 | 10.7 | 11.3 | 44.5 | 42.8 |
| Brooklyn borough ² | 55,294 | 26,521 | 32,157 | 48.5 | 51.2 | 23.3 | 23.2 | 28.2 | 25.6 |
| Queens borough..... | 19,140 | 3,570 | 1,511 | 79.0 | | 14.7 | | 6.3 | |
| Richmond borough..... | 9,401 | 1,427 | 423 | 83.5 | | 12.7 | | 3.8 | |
| Omaha, Nebr..... | 16,221 | 1,372 | 434 | 90.0 | 91.3 | 7.6 | 7.1 | 2.4 | 1.6 |
| Paterson, N. J..... | 6,359 | 5,459 | 1,773 | 46.8 | | 40.2 | | 13.0 | |
| Philadelphia, Pa..... | 224,806 | 12,724 | 4,059 | 93.1 | 92.8 | 5.2 | 5.7 | 1.7 | 1.5 |
| Pittsburg, Pa..... | 41,149 | 7,879 | 1,996 | 80.7 | 83.5 | 15.4 | 13.6 | 3.9 | 2.9 |
| Providence, R. I..... | 14,512 | 8,622 | 2,070 | 57.6 | 49.6 | 34.2 | 40.8 | 8.2 | 9.6 |
| Rochester, N. Y..... | 26,174 | 2,679 | 678 | 88.6 | 89.8 | 9.1 | 8.2 | 2.3 | 2.0 |
| St. Joseph, Mo..... | 14,210 | 993 | 246 | 92.0 | | 6.4 | | 1.6 | |
| St. Louis, Mo..... | 51,193 | 24,903 | 6,164 | 62.2 | 66.9 | 30.3 | 24.2 | 7.5 | 8.9 |
| St. Paul, Minn..... | 20,479 | 3,406 | 796 | 83.0 | 82.6 | 13.8 | 14.4 | 3.2 | 3.0 |
| San Francisco, Cal..... | 42,255 | 7,750 | 3,318 | 79.3 | 92.0 | 14.5 | 6.1 | 6.2 | 1.9 |
| Scranton, Pa..... | 14,949 | 2,007 | 477 | 85.8 | | 11.6 | | 2.6 | |
| Syracuse, N. Y..... | 14,250 | 4,167 | 664 | 74.7 | | 21.8 | | 3.5 | |
| Toledo, Ohio..... | 24,879 | 1,475 | 278 | 93.4 | | 5.5 | | 1.1 | |
| Washington, D. C..... | 44,035 | 4,300 | 1,050 | 89.2 | 89.2 | 8.7 | 9.0 | 2.1 | 1.8 |
| Worcester, Mass..... | 6,238 | 3,545 | 3,297 | 47.9 | | 27.0 | | 25.1 | |

¹New York city in 1890.

²Brooklyn city in 1890.

Dwellings with 3 or more families represent, as near as may be, the element of the population living in tenement and apartment houses, and this class of dwellings in 1900 constitutes of all the dwellings 31.6 per cent in New York city; 44.5 per cent in Manhattan and Bronx boroughs, as against 42.8 per cent in 1890; 28.2 per cent in Brooklyn borough, as against 25.6 per cent in 1890; 18.7 per cent in Cincinnati, as against 20.8 per cent in 1890; 19.6 per cent in Jersey City, as against 18.8 per cent in 1890; 19.9 per cent in Boston, as against 17.2 per cent in 1890; and 19.7 per cent in Chicago, as against 17.1 per cent in 1890. In Worcester in 1900, also, 25.1 per cent of all the dwellings contain 3 or more families. On the other hand, this class of dwellings constitutes only 1.7 per cent of all the

dwellings in 1900 in Philadelphia; 1.4 per cent of those in Indianapolis; 2.1 per cent of those in Washington; and 2.5 per cent of those in Baltimore.

The distribution of families according to the respective numbers living together in a single dwelling, either in tenement or apartment houses, is given in table 102 (page 618) of the general tables in detail for each city of upward of 50,000 inhabitants. From this table is derived table xcviii, which shows for each city of 100,000 inhabitants or more in 1900 the number and percentage of families in dwellings according to specified numbers of families—that is, the proportion of the entire number of families that live in separate dwellings, or that live either 2 families or 3 or more families to a dwelling—in comparison with similar percentages for certain of these cities in 1890.

STATISTICS OF POPULATION.

TABLE XCVIII.—Number of families in dwellings according to specified numbers of families in 1900, with percentages for 1890 and 1900, for cities having 100,000 inhabitants or more in 1900.

| CITIES. | NUMBER OF FAMILIES IN DWELLINGS ACCORDING TO SPECIFIED NUMBER OF FAMILIES. | | | PER CENT OF FAMILIES IN DWELLINGS ACCORDING TO SPECIFIED NUMBER OF FAMILIES. | | | | | |
|---|--|-------------|----------------------|--|-------|-------------|-------|----------------------|-------|
| | 1 family. | 2 families. | 3 families and over. | 1 family. | | 2 families. | | 3 families and over. | |
| | | | | 1900 | 1890 | 1900 | 1890 | 1900 | 1890 |
| Allegheny, Pa..... | 15,287 | 8,360 | 2,911 | 57.5 | 62.7 | 31.5 | 28.0 | 11.0 | 9.3 |
| Baltimore, Md..... | 76,854 | 21,096 | 7,884 | 72.6 | 69.5 | 20.0 | 23.0 | 7.4 | 7.5 |
| Boston, Mass..... | 37,711 | 31,050 | 48,483 | 32.2 | 34.6 | 26.5 | 27.9 | 41.3 | 37.5 |
| Buffalo, N. Y..... | 34,609 | 21,432 | 17,590 | 47.0 | 54.1 | 29.1 | 25.8 | 23.9 | 20.1 |
| Chicago, Ill..... | 104,232 | 103,002 | 152,726 | 29.0 | 35.0 | 28.6 | 26.2 | 42.4 | 38.8 |
| Cincinnati, Ohio..... | 24,475 | 17,096 | 32,965 | 32.9 | 32.0 | 23.0 | 19.5 | 44.1 | 48.5 |
| Cleveland, Ohio..... | 50,354 | 20,448 | 10,717 | 61.8 | 69.3 | 25.1 | 21.8 | 13.1 | 8.9 |
| Columbus, Ohio..... | 22,098 | 3,282 | 2,202 | 80.1 | | 11.9 | | 8.0 | |
| Denver, Colo..... | 24,911 | 3,128 | 2,897 | 80.5 | 84.7 | 10.1 | 10.7 | 9.4 | 4.6 |
| Detroit, Mich..... | 45,328 | 11,044 | 4,133 | 74.9 | 77.4 | 18.3 | 17.1 | 6.8 | 5.5 |
| Fall River, Mass..... | 3,498 | 6,090 | 11,439 | 16.6 | | 29.0 | | 54.4 | |
| Indianapolis, Ind..... | 33,954 | 3,432 | 2,324 | 85.5 | 86.2 | 8.6 | 8.7 | 5.9 | 5.1 |
| Jersey City, N. J..... | 14,223 | 9,562 | 20,975 | 31.8 | 32.5 | 21.4 | 22.5 | 46.8 | 45.0 |
| Kansas City, Mo..... | 22,802 | 7,116 | 6,578 | 62.5 | 76.7 | 19.5 | 15.5 | 18.0 | 7.8 |
| Los Angeles, Cal..... | 21,046 | 2,130 | 1,981 | 83.5 | | 8.6 | | 7.9 | |
| Louisville, Ky..... | 28,194 | 9,088 | 7,630 | 62.3 | 60.3 | 20.2 | 21.6 | 17.0 | 13.1 |
| Memphis, Tenn..... | 15,133 | 3,102 | 3,431 | 69.9 | | 14.3 | | 15.8 | |
| Milwaukee, Wis..... | 34,608 | 18,792 | 6,406 | 57.9 | 62.7 | 31.4 | 26.9 | 10.7 | 10.4 |
| Minneapolis, Minn..... | 23,823 | 13,186 | 5,527 | 56.0 | 58.6 | 31.0 | 30.3 | 13.0 | 10.6 |
| Newark, N. J..... | 16,517 | 16,056 | 22,081 | 30.2 | 35.2 | 29.4 | 30.8 | 40.4 | 34.0 |
| New Haven, Conn..... | 9,356 | 9,116 | 5,129 | 39.7 | | 38.6 | | 21.7 | |
| New Orleans, La..... | 47,686 | 7,170 | 6,919 | 77.2 | 80.9 | 11.6 | 11.3 | 11.2 | 7.8 |
| New York, N. Y..... | 128,845 | 84,550 | 522,226 | 17.5 | | 11.5 | | 71.0 | |
| Manhattan and Bronx boroughs ¹ | 45,010 | 21,514 | 367,429 | 10.4 | 12.0 | 4.9 | 5.9 | 84.7 | 82.1 |
| Brooklyn borough ² | 55,294 | 53,042 | 147,485 | 21.6 | 24.7 | 20.7 | 22.3 | 57.7 | 58.0 |
| Queens borough..... | 19,140 | 7,140 | 5,841 | 59.6 | | 22.2 | | 18.2 | |
| Richmond borough..... | 9,401 | 2,854 | 1,471 | 63.5 | | 20.8 | | 10.7 | |
| Omaha, Nebr..... | 16,221 | 2,744 | 1,758 | 78.3 | 82.0 | 13.2 | 12.7 | 8.5 | 5.3 |
| Paterson, N. J..... | 6,359 | 10,918 | 6,195 | 27.1 | | 46.5 | | 26.4 | |
| Philadelphia, Pa..... | 224,806 | 25,448 | 15,626 | 84.5 | 84.6 | 9.6 | 10.5 | 5.9 | 4.9 |
| Pittsburg, Pa..... | 41,149 | 15,758 | 7,052 | 64.3 | 69.1 | 24.7 | 22.5 | 11.0 | 8.4 |
| Providence, R. I..... | 14,512 | 17,244 | 7,480 | 37.0 | 29.9 | 43.9 | 49.2 | 19.1 | 20.9 |
| Rochester, N. Y..... | 26,174 | 5,358 | 2,870 | 76.1 | 78.8 | 15.6 | 14.3 | 8.3 | 6.9 |
| St. Joseph, Mo..... | 14,210 | 1,986 | 954 | 82.9 | | 11.6 | | 5.5 | |
| St. Louis, Mo..... | 51,193 | 49,806 | 22,720 | 41.4 | 44.4 | 40.2 | 32.1 | 13.4 | 23.5 |
| St. Paul, Minn..... | 20,479 | 6,812 | 3,628 | 66.3 | 67.1 | 22.0 | 23.4 | 11.7 | 9.5 |
| San Francisco, Cal..... | 42,255 | 15,500 | 13,942 | 58.9 | 82.7 | 21.6 | 10.9 | 19.5 | 6.4 |
| Scranton, Pa..... | 14,949 | 4,014 | 1,673 | 72.4 | | 19.5 | | 8.1 | |
| Syracuse, N. Y..... | 14,250 | 8,334 | 2,763 | 56.2 | | 32.9 | | 10.9 | |
| Toledo, Ohio..... | 24,379 | 2,950 | 1,094 | 36.0 | | 10.2 | | 3.8 | |
| Washington, D. C..... | 44,035 | 3,600 | 4,043 | 77.7 | 78.7 | 15.2 | 15.8 | 7.1 | 5.5 |
| Worcester, Mass..... | 6,238 | 7,090 | 11,463 | 25.3 | | 28.5 | | 46.2 | |

¹New York city in 1890.

²Brooklyn city in 1890.

From table xcviii it appears that 71 per cent of all the families in New York city, as now constituted, live in tenement or apartment houses, as compared with 42.4 per cent in Chicago, 41.3 per cent in Boston, 18.4 per cent in St. Louis, 7.4 per cent in Baltimore, and 5.9 per cent in Philadelphia. In the last named city, on the other hand, very nearly 85 per cent of all the families in 1900 live in dwellings by themselves, as against 17.5 per cent in New York city, 29 per cent in Chicago, 32.2 per cent in Boston, 41.4 per cent in St. Louis, and 72.6 per cent in Baltimore. About one-tenth of all the families in Manhattan and Bronx boroughs in 1900 live

in separate dwellings, while those who live in dwellings containing 3 or more families constitute very nearly 85 per cent of the entire number of families in 1900, as against 82.1 per cent in 1890. Very nearly three-fifths (57.7 per cent) of all the families in Brooklyn borough in 1900 live in dwellings containing 3 or more families, and in Cincinnati, Fall River, Jersey City, Newark, and Worcester, upward of two-fifths of all the families are contained in similar dwellings, the proportion for Fall River being especially large—54.4 per cent.

PROPRIETORSHIP OF HOMES.

For the first time in 1890, under authority of a special act of Congress, an investigation was made concerning the proprietorship of homes. No work of a similar character had been undertaken in any previous census.

The investigation in 1890 was not confined to proprietorship alone, but included the value of mortgaged homes, the amount of mortgage debt resting upon them, the rates of interest charged, and, in addition, a statement for 102 selected counties as to the object for which the debt was incurred. For the purposes of this investigation the family was adopted as the statistical unit, and, because of the common interests of its members, the ownership of the farm or home by any member was credited to the family as a whole; and, likewise, in the case of tenancy, every member of the family was considered in the situation of a tenant and not merely the member who was legally the lessee.

Only a part of the information required in 1890 was collected by the regular census enumerators, the inquiry on the population schedule being confined to a statement as to whether the home occupied by each family enumerated in the census was hired or owned by the head or a member of the family (not a boarder), and if owned whether it was free or was encumbered. In the case of encumbered homes a further return was made of the name and address of the owner, for the purpose of securing by correspondence or through special agents the additional facts as to value and amount of encumbrance.

This supplementary work enabled the officials of that census not only to complete the statistics of proprietorship and indebtedness in conformity to the requirements of the special act of Congress, but also to correct, in many cases, the original returns of the enumerators with respect to proprietorship; and by this means the percentage of "unknown" quantity was oftentimes materially reduced.

This special investigation in 1890 was conducted by Messrs. George K. Holmes and John S. Lord, expert special agents of the Eleventh Census, and was successfully completed in spite of the magnitude of the task, involving, as it did, the return of the facts of proprietorship and encumbrance for every family included in the general enumeration, to the number of 12,690,152 in all, and in spite, too, of the fact that many difficulties which had not heretofore figured in census enumera-

tion or investigation were encountered in the course of the work.

The information afforded by this investigation was so valuable and the conditions of proprietorship and encumbrance as they existed at that time were brought out so clearly in the report for 1890,¹ that in making provisions for taking the Twelfth Census Congress stipulated in the census act that the inquiry as to proprietorship should be included in the population schedule, but did not provide for securing supplemental data concerning value and amount of encumbrance.

The inquiry in 1900, therefore, did not go beyond the ascertainment of the facts of proprietorship and encumbrance, this information being derived from the returns made by the census enumerators, as in 1890. No attempt has been made in the present census, however, to correct or supplement the work of the census enumerators, and so the figures presented in this volume are based wholly upon the answers as they appear on the population schedules.

In classifying homes in 1900, a separation of farm homes from other homes is made as in 1890; that is, a distinction is made between a home which is occupied by a family engaged in farming, gardening, or any form of agricultural production, and a home which consists of only the dwelling and the ground upon which it stands, with the appurtenances thereto, but which is not occupied by what may be termed a farm family.

The word "proprietor", as used both in 1890 and 1900, is not confined to owners, as it is often used in European statistics, but has its full legal meaning and includes tenants as well as owners.

The whole number of families for the entire area of enumeration in 1900 is 16,239,797, including 52,082 families enumerated in Alaska and Hawaii and at military and naval stations abroad. Eliminating this number of families, there remain for the mainland of the United States 16,187,715 families, of which 5,698,901, or 35.2 per cent, occupy homes that are classed as farm homes, as against 37.6 per cent in 1890.

The proportion which farm homes bear to the entire number of homes in 1900 as compared with 1890 is shown by states and territories in table xcix.

¹Report on Farms and Homes: Proprietorship and Indebtedness, Census of 1890.

STATISTICS OF POPULATION.

TABLE XCIX.—Number and percentage of farm homes of total homes, by states and territories arranged geographically: 1890 and 1900.

| STATES AND TERRITORIES. | 1900 | | | 1890 | | | PERCENTAGE OF FARM HOMES OF TOTAL HOMES. | |
|--------------------------------------|--------------|-------------|--------------|--------------|-------------|--------------|--|-------|
| | Total homes. | Farm homes. | Other homes. | Total homes. | Farm homes. | Other homes. | 1900 | 1890 |
| The United States ¹ | 16,239,797 | 5,700,341 | 10,539,456 | 12,690,152 | 4,767,179 | 7,922,973 | 35.1 | 37.6 |
| North Atlantic division..... | 4,623,740 | 675,776 | 3,947,964 | 3,712,242 | 660,407 | 3,051,835 | 14.6 | 17.8 |
| Maine..... | 168,344 | 57,153 | 106,191 | 150,355 | 62,122 | 88,233 | 35.0 | 41.3 |
| New Hampshire..... | 97,902 | 28,271 | 69,631 | 87,348 | 29,151 | 58,197 | 28.9 | 33.4 |
| Vermont..... | 81,462 | 32,371 | 48,591 | 75,869 | 32,573 | 43,296 | 40.4 | 42.9 |
| Massachusetts..... | 613,659 | 36,510 | 577,149 | 479,790 | 34,576 | 445,214 | 5.9 | 7.2 |
| Rhode Island..... | 94,179 | 5,638 | 88,541 | 75,010 | 5,500 | 69,510 | 6.0 | 7.3 |
| Connecticut..... | 203,424 | 26,609 | 176,815 | 165,890 | 26,439 | 139,451 | 13.1 | 15.9 |
| New York..... | 1,634,523 | 227,822 | 1,406,701 | 1,308,015 | 226,632 | 1,081,383 | 13.9 | 17.3 |
| New Jersey..... | 415,222 | 35,337 | 379,885 | 308,339 | 31,942 | 276,397 | 8.5 | 10.4 |
| Pennsylvania..... | 1,320,025 | 225,565 | 1,094,460 | 1,061,626 | 211,472 | 850,154 | 17.1 | 19.9 |
| South Atlantic division..... | 2,101,757 | 961,198 | 1,140,559 | 1,687,767 | 772,596 | 915,171 | 45.7 | 45.8 |
| Delaware..... | 39,446 | 9,677 | 29,769 | 34,578 | 9,331 | 25,197 | 24.5 | 27.1 |
| Maryland..... | 242,331 | 47,089 | 195,242 | 202,179 | 41,372 | 160,807 | 19.4 | 20.5 |
| District of Columbia..... | 56,678 | 270 | 56,408 | 43,967 | 387 | 43,580 | 0.5 | 0.9 |
| Virginia..... | 364,517 | 170,412 | 194,105 | 304,673 | 132,790 | 171,883 | 46.8 | 43.6 |
| West Virginia..... | 186,291 | 94,566 | 91,725 | 140,359 | 76,157 | 64,202 | 50.8 | 54.3 |
| North Carolina..... | 370,072 | 223,331 | 146,241 | 306,952 | 182,791 | 124,161 | 60.5 | 59.6 |
| South Carolina..... | 269,864 | 152,993 | 116,871 | 222,941 | 117,405 | 105,536 | 56.7 | 52.7 |
| Georgia..... | 455,557 | 221,395 | 234,162 | 352,059 | 175,688 | 176,371 | 48.6 | 49.9 |
| Florida..... | 117,001 | 40,965 | 76,036 | 80,059 | 36,625 | 43,434 | 35.0 | 45.7 |
| North Central division..... | 5,695,250 | 2,174,562 | 3,520,688 | 4,598,605 | 1,978,659 | 2,619,946 | 38.2 | 43.0 |
| Ohio..... | 944,433 | 230,068 | 664,365 | 785,291 | 266,264 | 529,027 | 29.7 | 32.6 |
| Indiana..... | 571,513 | 221,451 | 350,062 | 467,146 | 205,331 | 261,815 | 38.7 | 44.0 |
| Illinois..... | 1,036,168 | 262,388 | 773,770 | 773,015 | 252,953 | 520,062 | 25.3 | 32.5 |
| Michigan..... | 548,094 | 202,457 | 345,637 | 455,004 | 176,764 | 278,240 | 36.9 | 38.8 |
| Wisconsin..... | 426,031 | 169,531 | 256,500 | 335,456 | 143,349 | 192,107 | 39.8 | 44.2 |
| Minnesota..... | 342,658 | 152,393 | 190,265 | 247,975 | 117,893 | 130,082 | 44.5 | 47.5 |
| Iowa..... | 480,878 | 223,525 | 257,353 | 388,517 | 205,435 | 183,082 | 46.5 | 52.9 |
| Missouri..... | 654,333 | 232,340 | 371,493 | 523,295 | 250,832 | 272,463 | 43.2 | 47.5 |
| North Dakota..... | 64,690 | 44,112 | 20,578 | 38,478 | 28,225 | 10,253 | 68.2 | 73.4 |
| South Dakota..... | 33,536 | 51,937 | 31,599 | 70,250 | 49,540 | 20,710 | 62.2 | 70.5 |
| Nebraska..... | 220,947 | 116,854 | 104,093 | 206,320 | 115,923 | 90,397 | 52.9 | 56.1 |
| Kansas..... | 321,947 | 167,006 | 154,941 | 297,358 | 171,145 | 126,213 | 51.9 | 57.6 |
| South Central division..... | 2,336,316 | 1,642,227 | 1,194,089 | 2,071,120 | 1,185,932 | 885,188 | 57.9 | 57.3 |
| Kentucky..... | 437,054 | 234,321 | 202,233 | 354,463 | 188,560 | 165,903 | 53.7 | 53.2 |
| Tennessee..... | 402,536 | 226,027 | 176,509 | 334,194 | 183,726 | 150,468 | 56.2 | 55.0 |
| Alabama..... | 374,765 | 217,461 | 157,304 | 287,292 | 166,690 | 120,602 | 58.0 | 58.0 |
| Mississippi..... | 318,948 | 221,110 | 97,838 | 241,148 | 161,080 | 80,068 | 69.3 | 66.8 |
| Louisiana..... | 284,875 | 114,214 | 170,661 | 214,123 | 79,705 | 134,418 | 40.1 | 37.2 |
| Texas..... | 539,291 | 341,889 | 247,402 | 411,251 | 248,732 | 162,469 | 58.0 | 60.5 |
| Indian Territory..... | 76,701 | 47,594 | 29,107 | | | | 62.1 | |
| Oklahoma..... | 86,908 | 63,094 | 23,814 | 15,029 | 10,419 | 4,610 | 72.6 | 69.3 |
| Arkansas..... | 265,238 | 176,017 | 89,221 | 213,620 | 146,970 | 66,650 | 66.4 | 68.8 |
| Western division..... | 930,652 | 245,133 | 635,514 | 620,413 | 169,535 | 450,878 | 26.3 | 27.3 |
| Montana..... | 55,839 | 13,909 | 41,930 | 27,501 | 6,441 | 21,060 | 24.9 | 23.4 |
| Wyoming..... | 20,116 | 5,939 | 14,177 | 12,065 | 3,534 | 8,531 | 29.5 | 29.3 |
| Colorado..... | 127,459 | 24,745 | 102,714 | 84,276 | 19,178 | 65,098 | 19.4 | 22.8 |
| New Mexico..... | 46,355 | 13,102 | 33,253 | 35,504 | 9,518 | 25,986 | 28.3 | 26.8 |
| Arizona..... | 29,875 | 7,391 | 22,484 | 13,495 | 2,299 | 11,196 | 24.7 | 17.0 |
| Utah..... | 56,196 | 19,529 | 36,667 | 38,316 | 11,334 | 26,982 | 34.8 | 30.6 |
| Nevada..... | 11,190 | 2,164 | 9,026 | 10,170 | 1,514 | 8,656 | 19.3 | 14.9 |
| Idaho..... | 37,491 | 17,153 | 20,338 | 18,113 | 7,997 | 10,116 | 45.8 | 44.2 |
| Washington..... | 113,086 | 33,931 | 79,155 | 70,977 | 24,047 | 46,930 | 30.0 | 33.9 |
| Oregon..... | 91,214 | 36,156 | 55,058 | 63,791 | 27,639 | 36,152 | 39.6 | 43.3 |
| California..... | 341,781 | 71,119 | 270,662 | 245,710 | 55,534 | 190,176 | 20.8 | 22.6 |
| Alaska..... | 13,459 | 27 | 13,432 | | | | 0.2 | |
| Hawaii..... | 36,922 | 1,409 | 35,513 | | | | 3.8 | |

¹Includes in 1900 families represented by persons in the military and naval service of the United States (including civilian employees, etc.) stationed abroad, not credited to any state or territory.
²For the mainland of the United States, 35.2 per cent.

As shown by table xcix, the proportion of farm homes has fallen in all the states of the North Atlantic and North Central divisions, the percentages of farm homes of total homes being, respectively, 14.6 and 38.2 in 1900, as against 17.8 and 43 in 1890. There is an increased proportion of farm homes in Virginia, North Carolina, and South Carolina, in the South Atlantic division, but in the remaining states of this division the proportion in 1900 is less than it was in 1890. Arkansas and Texas are the only states in the South Central division which have a smaller proportion of farm homes in 1900 than in 1890, but in Alabama the proportion is practically the same as it was ten years ago. Considering each of the two Southern divisions as a whole, there has been very little change in the proportion of farm homes since 1890, the South Atlantic division having 45.8 per cent of farm homes in 1890 and 45.7 per cent in 1900, and the South Central division 57.3 per cent in 1890 and 57.9 per cent in 1900.

The proportion of farm homes in 1900 is larger than it was in 1890 in all but 4 of the states and territories of the Western division, the states showing a decreased proportion in 1900 being Colorado, Washington, Oregon, and California. The losses in the proportions of farm homes since 1890 have been considerable in these states and the proportion for the division, as a whole, has declined slightly as a consequence—from 27.3 per cent in 1890 to 26.3 per cent in 1900.

After the returns of the enumerators had been revised in 1890, there was remaining a relatively small

proportion of unknown quantity which was apportioned throughout the report of that census on the basis of the known quantities, so that the general tables do not show the number of families for whom the facts as to either proprietorship or encumbrance were not stated.

A series of tables is presented, however, in the introduction to the report of 1890, showing not only the number of families from which returns were not received but also the percentage which this number was of the total number of families from which returns were sought. These tables show that 1.2 per cent of all the families occupying farms and 2.3 per cent of all the families occupying homes other than farms were not reported on in 1890 through the enumerators or otherwise. With respect to encumbrance there was also no report received from 1.3 per cent of all the families reported as occupying owned farm homes, and, similarly, no report was received from 2.1 per cent of all the owned homes other than farms. The report says in this connection that, while substantially complete information was obtained with respect to proprietorship and the fact of encumbrance or freedom from encumbrance, the foregoing percentages were not large enough to represent fully the failures of the enumerators and that they would have been considerably larger had not supplementary work been done. With this preliminary explanation, we may pass to a comparison of the percentages of "unknown" proprietorship and encumbrance in 1900 with similar percentages for 1890, as shown for states and territories in table c.

STATISTICS OF POPULATION.

TABLE C.—Percentage of families occupying homes for which no return was made as to proprietorship

| STATES AND TERRITORIES. | ALL HOMES. | | | | | | |
|--|------------|-------------|-----------------------|----------|------------|-----------------------|----------|
| | Aggregate. | Farm homes. | | | | Other homes. | |
| | | Total. | As to proprietorship. | | Total. | As to proprietorship. | |
| | | | Known. | Unknown. | | Known. | Unknown. |
| 1 The United States ¹ | 16,239,797 | 5,700,341 | 5,658,985 | 41,356 | 10,539,456 | 10,010,273 | 529,183 |
| 2 North Atlantic division..... | 4,623,740 | 675,776 | 671,586 | 4,190 | 3,947,964 | 3,817,978 | 129,986 |
| 3 Maine..... | 163,344 | 57,153 | 56,800 | 353 | 106,191 | 102,336 | 3,855 |
| 4 New Hampshire..... | 97,902 | 28,271 | 28,086 | 185 | 69,631 | 66,553 | 3,078 |
| 5 Vermont..... | 81,462 | 32,371 | 32,723 | 148 | 48,591 | 46,858 | 1,733 |
| 6 Massachusetts..... | 1,634,659 | 36,510 | 36,207 | 303 | 577,149 | 557,831 | 19,318 |
| 7 Rhode Island..... | 94,179 | 5,638 | 5,602 | 36 | 88,541 | 86,076 | 2,465 |
| 8 Connecticut..... | 203,424 | 26,609 | 26,422 | 187 | 176,815 | 171,975 | 4,840 |
| 9 New York..... | 1,634,523 | 227,822 | 226,381 | 1,441 | 1,406,701 | 1,363,038 | 43,663 |
| 10 New Jersey..... | 415,222 | 35,337 | 35,033 | 304 | 379,885 | 366,561 | 13,324 |
| 11 Pennsylvania..... | 1,320,025 | 225,565 | 224,332 | 1,233 | 1,094,460 | 1,057,250 | 37,210 |
| 12 South Atlantic division..... | 2,101,757 | 961,198 | 954,547 | 6,651 | 1,140,559 | 1,042,145 | 98,414 |
| 13 Delaware..... | 39,446 | 9,677 | 9,601 | 76 | 29,769 | 28,247 | 1,522 |
| 14 Maryland..... | 242,331 | 47,089 | 46,509 | 580 | 195,242 | 181,666 | 13,576 |
| 15 District of Columbia..... | 56,678 | 270 | 265 | 5 | 56,408 | 54,617 | 1,791 |
| 16 Virginia..... | 364,517 | 170,412 | 169,502 | 910 | 194,105 | 181,426 | 12,679 |
| 17 West Virginia..... | 136,291 | 94,566 | 94,004 | 562 | 91,725 | 87,456 | 4,269 |
| 18 North Carolina..... | 370,072 | 223,831 | 222,781 | 1,050 | 146,241 | 132,739 | 13,502 |
| 19 South Carolina..... | 269,864 | 152,993 | 152,033 | 910 | 116,371 | 101,043 | 15,328 |
| 20 Georgia..... | 455,557 | 221,395 | 219,239 | 2,156 | 234,162 | 205,796 | 28,366 |
| 21 Florida..... | 117,001 | 40,965 | 40,563 | 402 | 76,036 | 69,155 | 6,881 |
| 22 North Central division..... | 5,695,250 | 2,174,562 | 2,159,588 | 14,974 | 3,520,638 | 3,384,903 | 135,735 |
| 23 Ohio..... | 944,433 | 280,068 | 278,520 | 1,548 | 664,365 | 643,240 | 21,125 |
| 24 Indiana..... | 571,513 | 221,451 | 219,932 | 1,469 | 350,062 | 338,900 | 11,162 |
| 25 Illinois..... | 1,036,158 | 262,388 | 260,313 | 2,075 | 773,770 | 749,264 | 24,506 |
| 26 Michigan..... | 548,094 | 202,457 | 201,322 | 1,135 | 345,637 | 332,053 | 13,584 |
| 27 Wisconsin..... | 426,063 | 169,631 | 168,644 | 887 | 256,532 | 247,517 | 9,015 |
| 28 Minnesota..... | 342,658 | 152,393 | 151,173 | 1,220 | 190,265 | 179,313 | 10,947 |
| 29 Iowa..... | 480,878 | 223,525 | 222,005 | 1,520 | 257,363 | 247,495 | 9,868 |
| 30 Missouri..... | 654,333 | 282,840 | 281,121 | 1,719 | 371,493 | 355,411 | 16,082 |
| 31 North Dakota..... | 64,690 | 44,112 | 43,742 | 370 | 20,578 | 18,379 | 2,199 |
| 32 South Dakota..... | 83,536 | 51,937 | 51,546 | 391 | 31,599 | 28,887 | 2,712 |
| 33 Nebraska..... | 220,947 | 116,854 | 115,956 | 898 | 104,093 | 97,983 | 6,105 |
| 34 Kansas..... | 321,947 | 167,006 | 165,264 | 1,742 | 154,941 | 146,451 | 8,490 |
| 35 South Central division..... | 2,836,316 | 1,642,227 | 1,629,466 | 12,761 | 1,194,039 | 1,084,303 | 109,286 |
| 36 Kentucky..... | 437,054 | 234,321 | 232,941 | 1,380 | 202,233 | 191,694 | 10,539 |
| 37 Tennessee..... | 402,536 | 226,027 | 224,435 | 1,542 | 176,509 | 163,824 | 12,685 |
| 38 Alabama..... | 374,765 | 217,461 | 215,811 | 1,650 | 157,304 | 141,157 | 16,147 |
| 39 Mississippi..... | 318,948 | 221,110 | 219,394 | 1,716 | 97,333 | 80,168 | 17,670 |
| 40 Louisiana..... | 234,875 | 114,214 | 113,337 | 827 | 170,661 | 154,664 | 15,997 |
| 41 Texas..... | 589,291 | 341,889 | 340,133 | 1,706 | 247,402 | 227,401 | 20,001 |
| 42 Indian Territory..... | 76,701 | 47,594 | 46,732 | 862 | 29,107 | 26,162 | 2,945 |
| 43 Oklahoma..... | 86,908 | 63,094 | 62,455 | 639 | 23,814 | 21,275 | 2,539 |
| 44 Arkansas..... | 265,238 | 176,017 | 174,078 | 1,939 | 89,221 | 78,458 | 10,763 |
| 45 Western division..... | 930,652 | 245,133 | 242,400 | 2,733 | 685,514 | 637,685 | 47,829 |
| 46 Montana..... | 55,839 | 13,909 | 13,713 | 196 | 41,930 | 38,612 | 3,318 |
| 47 Wyoming..... | 20,116 | 5,939 | 5,841 | 98 | 14,177 | 12,312 | 1,865 |
| 48 Colorado..... | 127,459 | 24,745 | 24,350 | 395 | 102,714 | 96,423 | 6,291 |
| 49 New Mexico..... | 46,355 | 13,102 | 12,927 | 175 | 33,253 | 30,119 | 3,134 |
| 50 Arizona..... | 29,375 | 7,391 | 7,288 | 103 | 22,484 | 20,325 | 2,159 |
| 51 Utah..... | 56,196 | 19,529 | 19,409 | 120 | 36,667 | 35,132 | 1,535 |
| 52 Nevada..... | 11,190 | 2,164 | 2,135 | 29 | 9,026 | 8,120 | 906 |
| 53 Idaho..... | 37,491 | 17,153 | 16,920 | 233 | 20,338 | 18,072 | 2,266 |
| 54 Washington..... | 113,086 | 33,931 | 33,694 | 237 | 79,155 | 73,485 | 5,670 |
| 55 Oregon..... | 91,214 | 36,156 | 35,949 | 207 | 55,058 | 51,079 | 3,979 |
| 56 California..... | 341,781 | 71,119 | 70,174 | 945 | 270,662 | 253,951 | 16,711 |
| 57 Alaska..... | 13,459 | 27 | 27 | ----- | 13,432 | 9,544 | 3,888 |
| 58 Hawaii..... | 36,922 | 1,409 | 1,367 | 42 | 35,513 | 32,724 | 2,789 |

¹ Includes in 1900 families represented by persons in the military and naval service of the United States (including civilian employees, etc.) stationed abroad, not credited to any state or territory.

PROPRIETORSHIP OF HOMES.

cxci

and encumbrance, by states and territories arranged geographically: 1890 and 1900.

| Aggregate. | OWNED HOMES. | | | | | | PER CENT OF UNKNOWN. | | | | | | | | |
|------------|--------------|--------------------|----------|--------------|--------------------|----------|-----------------------|-------|--------------|-------|--------------------|-------|--------------|-------|----|
| | Farm homes. | | | Other homes. | | | As to proprietorship. | | | | As to encumbrance. | | | | |
| | Total. | As to encumbrance. | | Total. | As to encumbrance. | | Farm homes. | | Other homes. | | Farm homes. | | Other homes. | | |
| | | Known. | Unknown. | | Known. | Unknown. | 1900 | 1890 | 1900 | 1890 | 1900 | 1890 | 1900 | 1890 | |
| 7,273,659 | 3,644,669 | 3,518,162 | 126,507 | 3,628,990 | 3,452,962 | 176,028 | 0.7 | 1.2 | 5.0 | 2.3 | 3.5 | 1.3 | 2.9 | 2.1 | 1 |
| 1,707,587 | 524,846 | 510,991 | 13,855 | 1,182,741 | 1,144,147 | 38,594 | 0.6 | 1.3 | 3.3 | 2.6 | 2.6 | 1.2 | 3.3 | 2.1 | 2 |
| 103,142 | 53,609 | 52,512 | 1,097 | 49,533 | 47,610 | 1,923 | 0.6 | 0.8 | 3.6 | 1.2 | 2.0 | 0.8 | 3.9 | 1.4 | 3 |
| 51,017 | 25,472 | 24,765 | 707 | 25,545 | 24,467 | 1,078 | 0.7 | 1.6 | 4.4 | 2.3 | 2.8 | 1.6 | 4.2 | 2.3 | 4 |
| 48,094 | 27,344 | 26,782 | 612 | 20,750 | 19,973 | 777 | 0.5 | 1.2 | 3.6 | 1.8 | 2.2 | 1.2 | 3.7 | 1.8 | 5 |
| 207,579 | 31,722 | 31,034 | 688 | 176,857 | 172,636 | 3,221 | 0.8 | 0.6 | 3.4 | 0.6 | 2.2 | 0.5 | 1.8 | 0.5 | 6 |
| 26,256 | 4,249 | 3,933 | 316 | 22,007 | 21,589 | 418 | 0.6 | 1.9 | 2.8 | 1.7 | 7.4 | 1.9 | 1.9 | 1.6 | 7 |
| 77,390 | 22,727 | 22,405 | 322 | 54,663 | 53,547 | 1,116 | 0.7 | 1.7 | 2.7 | 1.7 | 1.4 | 1.6 | 2.0 | 1.6 | 8 |
| 528,152 | 171,173 | 167,363 | 3,810 | 356,979 | 347,673 | 9,306 | 0.6 | 1.0 | 3.1 | 3.7 | 2.2 | 0.9 | 2.6 | 2.4 | 9 |
| 137,743 | 24,133 | 23,143 | 985 | 113,610 | 110,017 | 3,593 | 0.9 | 1.7 | 3.5 | 3.1 | 4.1 | 1.7 | 3.2 | 2.7 | 10 |
| 528,214 | 164,417 | 159,099 | 5,318 | 363,797 | 346,635 | 17,162 | 0.5 | 1.7 | 3.4 | 2.4 | 3.2 | 1.7 | 4.7 | 2.5 | 11 |
| 813,010 | 526,837 | 500,283 | 26,554 | 286,173 | 258,977 | 27,196 | 0.7 | 0.7 | 8.6 | 1.2 | 5.0 | 0.8 | 9.5 | 1.3 | 12 |
| 13,747 | 4,722 | 4,420 | 302 | 9,025 | 8,554 | 471 | 0.8 | 3.6 | 5.1 | 2.8 | 6.4 | 3.8 | 5.2 | 3.2 | 13 |
| 91,180 | 30,434 | 28,668 | 1,766 | 60,746 | 57,459 | 3,287 | 1.2 | 2.3 | 7.0 | 3.1 | 5.8 | 2.2 | 5.4 | 3.0 | 14 |
| 13,161 | 150 | 147 | 3 | 13,011 | 12,714 | 297 | 1.9 | 0.3 | 3.2 | 0.4 | 2.0 | ----- | 2.3 | 0.3 | 15 |
| 171,253 | 115,933 | 111,066 | 4,867 | 55,325 | 49,913 | 5,412 | 0.5 | 0.4 | 6.5 | 0.6 | 4.2 | 0.4 | 9.8 | 0.6 | 16 |
| 95,937 | 71,028 | 68,348 | 2,680 | 27,959 | 24,911 | 3,048 | 0.6 | 2.0 | 4.7 | 2.9 | 3.8 | 1.9 | 10.9 | 2.9 | 17 |
| 165,726 | 128,975 | 124,037 | 4,938 | 36,751 | 31,792 | 4,959 | 0.5 | 0.5 | 9.2 | 0.6 | 3.8 | 0.5 | 13.5 | 0.5 | 18 |
| 77,346 | 58,513 | 54,283 | 4,225 | 18,833 | 17,101 | 1,732 | 0.6 | 0.2 | 13.5 | 0.4 | 7.2 | 0.2 | 9.2 | 0.3 | 19 |
| 130,205 | 88,416 | 82,424 | 5,992 | 41,789 | 36,744 | 5,045 | 1.0 | 0.4 | 12.1 | 0.4 | 6.8 | 0.4 | 12.1 | 0.4 | 20 |
| 51,400 | 28,666 | 26,885 | 1,781 | 22,734 | 19,789 | 2,945 | 1.0 | 0.7 | 9.0 | 0.5 | 6.2 | 0.6 | 13.0 | 0.5 | 21 |
| 3,090,891 | 1,561,783 | 1,522,333 | 39,450 | 1,529,108 | 1,471,175 | 57,933 | 0.7 | 1.5 | 3.9 | 2.4 | 2.5 | 1.5 | 3.8 | 2.2 | 22 |
| 484,142 | 202,111 | 197,237 | 4,874 | 282,031 | 271,570 | 10,461 | 0.6 | 1.4 | 3.2 | 1.8 | 2.4 | 1.3 | 3.7 | 1.8 | 23 |
| 313,516 | 156,949 | 153,179 | 3,770 | 156,567 | 151,685 | 4,882 | 0.7 | 1.7 | 3.2 | 2.3 | 2.4 | 1.6 | 3.1 | 2.2 | 24 |
| 454,139 | 158,496 | 152,357 | 6,639 | 295,643 | 284,749 | 10,894 | 0.8 | 1.2 | 3.2 | 2.1 | 3.6 | 1.1 | 3.7 | 1.9 | 25 |
| 332,334 | 168,235 | 165,444 | 2,791 | 164,099 | 157,296 | 6,803 | 0.6 | 1.2 | 3.9 | 2.0 | 1.7 | 1.2 | 4.1 | 1.9 | 26 |
| 276,409 | 146,191 | 143,267 | 2,924 | 130,213 | 125,041 | 5,177 | 0.5 | 1.8 | 3.5 | 2.8 | 2.0 | 1.8 | 4.0 | 2.8 | 27 |
| 209,797 | 125,547 | 121,392 | 4,155 | 84,250 | 80,957 | 3,293 | 0.8 | 2.2 | 5.8 | 5.5 | 3.3 | 2.1 | 3.9 | 4.7 | 28 |
| 284,230 | 146,844 | 144,090 | 2,754 | 137,336 | 133,343 | 3,993 | 0.7 | 1.0 | 3.8 | 1.7 | 1.9 | 0.9 | 2.6 | 1.6 | 29 |
| 323,725 | 194,593 | 190,421 | 4,172 | 129,132 | 122,942 | 6,190 | 0.6 | 1.8 | 4.3 | 2.7 | 2.1 | 1.7 | 4.8 | 2.4 | 30 |
| 49,696 | 39,569 | 38,187 | 1,382 | 10,127 | 9,420 | 707 | 0.8 | 1.6 | 10.7 | 1.8 | 3.5 | 1.5 | 7.0 | 1.6 | 31 |
| 57,288 | 40,188 | 38,570 | 1,618 | 17,100 | 16,162 | 938 | 0.8 | 2.6 | 8.6 | 4.6 | 4.0 | 2.5 | 5.5 | 4.5 | 32 |
| 121,465 | 74,436 | 71,454 | 2,982 | 47,029 | 44,628 | 2,401 | 0.8 | 2.1 | 5.9 | 4.5 | 4.0 | 1.9 | 5.1 | 4.1 | 33 |
| 184,150 | 108,624 | 106,235 | 2,389 | 75,526 | 72,882 | 2,644 | 1.0 | 1.0 | 5.5 | 1.7 | 2.2 | 0.9 | 3.5 | 1.6 | 34 |
| 1,178,249 | 833,908 | 793,501 | 40,407 | 344,341 | 309,199 | 35,142 | 0.8 | 0.8 | 9.2 | 0.8 | 4.8 | 0.7 | 10.2 | 0.8 | 35 |
| 218,842 | 154,670 | 148,892 | 5,778 | 64,172 | 58,812 | 5,360 | 0.8 | 0.6 | 5.2 | 0.5 | 3.7 | 0.6 | 8.4 | 0.5 | 36 |
| 179,835 | 132,835 | 127,431 | 5,404 | 47,001 | 40,886 | 6,115 | 0.7 | 0.6 | 7.2 | 0.6 | 4.1 | 0.5 | 13.0 | 0.5 | 37 |
| 122,904 | 91,697 | 87,276 | 4,421 | 31,207 | 28,377 | 2,830 | 0.8 | 0.3 | 10.3 | 0.3 | 4.8 | 0.3 | 9.1 | 0.3 | 38 |
| 103,201 | 79,990 | 76,074 | 3,916 | 23,211 | 21,106 | 2,105 | 0.8 | 1.0 | 18.1 | 1.0 | 4.9 | 0.8 | 9.1 | 0.9 | 39 |
| 84,108 | 47,443 | 44,556 | 2,887 | 36,665 | 32,969 | 3,696 | 0.7 | 1.7 | 9.4 | 1.1 | 6.1 | 1.4 | 10.1 | 1.0 | 40 |
| 264,009 | 172,160 | 164,081 | 8,079 | 91,849 | 84,145 | 7,704 | 0.5 | 0.8 | 8.1 | 1.3 | 4.7 | 0.8 | 8.4 | 1.1 | 41 |
| 24,782 | 11,937 | 8,566 | 3,371 | 12,845 | 9,903 | 2,942 | 1.3 | ----- | 10.1 | ----- | 28.2 | ----- | 22.9 | ----- | 42 |
| 60,086 | 48,767 | 46,643 | 2,124 | 11,319 | 10,435 | 884 | 1.0 | ----- | 10.7 | ----- | 4.4 | ----- | 7.8 | ----- | 43 |
| 120,481 | 94,409 | 89,982 | 4,427 | 26,072 | 22,566 | 3,506 | 1.1 | 1.2 | 12.1 | 1.7 | 4.7 | 1.1 | 13.4 | 1.5 | 44 |
| 469,625 | 196,310 | 190,143 | 6,167 | 273,315 | 256,337 | 16,978 | 1.1 | 3.3 | 7.0 | 4.4 | 3.1 | 3.3 | 6.0 | 4.3 | 45 |
| 29,611 | 12,145 | 11,640 | 505 | 17,466 | 16,385 | 1,081 | 1.4 | 7.9 | 8.0 | 8.5 | 4.2 | 7.8 | 6.2 | 8.6 | 46 |
| 10,015 | 5,104 | 4,701 | 403 | 4,911 | 4,472 | 439 | 1.7 | 6.4 | 13.2 | 8.3 | 7.9 | 6.3 | 8.9 | 9.6 | 47 |
| 56,249 | 17,947 | 17,144 | 803 | 38,302 | 35,930 | 2,372 | 1.6 | 3.3 | 6.1 | 4.2 | 4.5 | 3.4 | 6.2 | 4.0 | 48 |
| 29,478 | 11,498 | 10,924 | 574 | 17,930 | 16,580 | 1,400 | 1.3 | 1.4 | 9.4 | 2.0 | 5.0 | 1.3 | 7.8 | 1.8 | 49 |
| 15,871 | 6,524 | 6,355 | 169 | 9,347 | 8,394 | 953 | 1.4 | 6.6 | 9.6 | 4.2 | 2.6 | 6.6 | 10.2 | 4.6 | 50 |
| 36,990 | 17,790 | 17,348 | 442 | 19,200 | 18,535 | 665 | 0.6 | 3.6 | 4.0 | 5.7 | 2.5 | 3.6 | 3.5 | 5.4 | 51 |
| 6,784 | 1,853 | 1,815 | 38 | 4,931 | 4,614 | 317 | 1.3 | 2.6 | 10.0 | 2.5 | 2.1 | 2.8 | 6.4 | 2.5 | 52 |
| 25,056 | 15,160 | 14,742 | 418 | 9,896 | 9,259 | 637 | 1.4 | 5.2 | 11.1 | 4.9 | 2.8 | 5.2 | 6.4 | 5.3 | 53 |
| 58,403 | 28,109 | 27,675 | 434 | 30,294 | 28,450 | 1,844 | 0.7 | 3.0 | 7.2 | 4.4 | 1.5 | 2.9 | 6.1 | 4.1 | 54 |
| 51,074 | 28,753 | 27,880 | 873 | 22,321 | 20,968 | 1,353 | 0.6 | 2.8 | 7.2 | 4.1 | 3.0 | 2.7 | 6.1 | 3.9 | 55 |
| 150,094 | 51,427 | 49,919 | 1,508 | 98,667 | 93,250 | 5,417 | 1.3 | 2.9 | 6.2 | 4.1 | 2.9 | 2.9 | 5.5 | 4.1 | 56 |
| 7,731 | 25 | 25 | ----- | 7,706 | 7,706 | ----- | ----- | ----- | 28.9 | ----- | ----- | ----- | ----- | ----- | 57 |
| 6,554 | 956 | 882 | 74 | 5,598 | 4,913 | 685 | 3.0 | ----- | 7.9 | ----- | 7.7 | ----- | 12.2 | ----- | 58 |

^a For the mainland of the United States, 4.8 per cent.

It appears from table c that out of a total of 5,700,341 farm homes for the entire area of enumeration in 1900, the proprietorship was not stated for 41,356, this number representing but seven-tenths of 1 per cent of the whole number of farm homes. For the mainland of the United States in 1900, the proprietorship was not stated for 41,314 farm homes, out of a total of 5,698,901, this element also constituting but seven-tenths of 1 per cent in 1900 as against 1.2 per cent in 1890. The percentage of "unknown" proprietorship in 1900 is much larger for homes other than farm homes. The whole number of such homes for the entire area of enumeration in 1900 is 10,539,456, and for the mainland of the United States, 10,488,814, and of the latter number the enumerators failed to report the proprietorship for 521,300, or 5 per cent, as compared with 2.3 per cent in 1890.

The whole number of owned farm homes in 1900 is 3,644,669 for the entire area of enumeration, and for the mainland of the United States, 3,643,684, for which the facts of encumbrance are not reported for 126,433, or 3.5 per cent, as against 1.3 per cent in 1890. Similarly, for the mainland of the United States, the total number of owned homes not on farms in 1900 is 3,615,678, and of these homes the enumerators failed to make a report as to whether they are free or mortgaged for 175,343, or 4.8 per cent, as compared with 2.1 per cent in 1890.

The relatively better return with respect to farm homes in 1900, both as compared with the corresponding percentage of "unknown" for farm homes in 1890 and with the considerably larger proportion of failures to report for other homes in 1900, is due to the fact that in making the returns on the agricultural schedule in 1900 the census enumerators were required to number the farm schedules consecutively in the order of visitation, and to enter on the population schedule for each family reported thereon as occupying a farm home the corresponding number of the farm schedule received from such family.

The farm schedule number, as entered on the population schedule, was a very convenient means of checking the two sets of returns, particularly as the agricultural schedule also contained an inquiry concerning the tenure of every farm for which a report was made.

For the reason that no attempt was made at the present census to correct the original returns of the enumerators,

as already explained, and because there was no means available in the office for checking the returns for owned free or mortgaged homes, there is a somewhat larger proportion of "unknown" quantity as to the facts of encumbrance in 1900 than for both farm homes and other homes in 1890.

The proportions of "unknown" proprietorship and encumbrance are large in several of the states and territories, particularly in the South and West, and for this reason it has been deemed best to show separately the number of homes in 1900 for which no return is made either as to proprietorship or to encumbrance, rather than to apportion them throughout the general tables, as was done in 1890. Furthermore, the presentations by states and territories, counties, and places of upward of 8,000 inhabitants for 1900, contained in the general tables (pages 662-710) of this volume, are limited to private families, as representing more nearly the true facts as to the ownership of the homes of the people of the United States. The figures for private families are so nearly similar, however, to those for all families that any proportions based upon them are entirely comparable with similar proportions derived from the report for 1890, which comprehends the whole number of families, both private and otherwise.

The percentages used in this discussion, as far as the census of 1900 is concerned, are based upon known quantities, with the exception of those representing the proportions which families occupying owned free and owned encumbered homes, respectively, bear to the whole number of families considered. For the purpose of showing these proportions in 1900 in comparison with the similar proportions for 1890 it was necessary first to apportion the numbers representing the unknown quantities; but a statement is made in each case in the analytical tables used in this discussion as to the proportions based upon known quantities as opposed to those derived from apportioned figures.

With this explanation of the conditions governing the statements of proprietorship and encumbrance in 1900, as compared with the more comprehensive investigation conducted in 1890, the essential facts derived from the returns of the two censuses can be summarized for the mainland of the United States as follows:

| KIND OF HOMES. | NUMBERS. | | | | | | | PERCENTAGES. | | | | | |
|------------------|------------|--------------|-----------|-------------|----------|--------------|----------|--------------------------------|--------|--------------------------------|-------------------|---------------------------|-------------|
| | Aggregate. | Owned homes. | | | | Hired homes. | Unknown. | Proprietorship of homes known. | | Unknown ownership apportioned. | | Ownership of homes known. | |
| | | Total. | Free. | Encumbered. | Unknown. | | | Owned. | Hired. | Owned free. | Owned encumbered. | Free. | Encumbered. |
| 1900. | | | | | | | | | | | | | |
| All homes..... | 16,187,715 | 7,259,362 | 4,761,211 | 2,196,375 | 301,776 | 8,365,789 | 562,614 | 46.5 | 53.5 | 31.8 | 14.7 | 68.4 | 31.6 |
| Farm homes..... | 5,698,901 | 3,643,684 | 2,422,678 | 1,094,578 | 126,433 | 2,013,903 | 41,314 | 64.4 | 35.6 | 44.4 | 20.0 | 68.9 | 31.1 |
| Other homes..... | 10,488,814 | 3,615,678 | 2,338,533 | 1,101,802 | 175,343 | 6,351,886 | 521,300 | 36.3 | 63.7 | 28.4 | 12.9 | 68.0 | 32.0 |
| 1890. | | | | | | | | | | | | | |
| All homes..... | 12,690,152 | 6,066,417 | 4,369,527 | 1,696,890 | | 6,623,735 | | 47.8 | 52.2 | 34.4 | 13.4 | 72.0 | 28.0 |
| Farm homes..... | 4,767,179 | 3,142,746 | 2,255,789 | 886,957 | | 1,624,433 | | 65.9 | 34.1 | 47.3 | 18.6 | 71.8 | 28.2 |
| Other homes..... | 7,922,973 | 2,923,671 | 2,113,738 | 809,933 | | 4,999,302 | | 36.9 | 63.1 | 26.7 | 10.2 | 72.3 | 27.7 |

PROPRIETORSHIP OF HOMES.

cxci

From this summary it appears that of the 16,187,715 homes on the mainland of the United States in 1900, 7,259,362 are returned as owned by the families occupying them and 8,365,739 as hired, leaving 562,614 for which the facts of proprietorship were not stated. Disregarding the unknown element and considering the percentages based upon known proprietorship, it appears that 46.5 per cent of all the homes in 1900 are owned and 53.5 per cent are hired. The owned free homes constitute 31.8 per cent, and the owned encumbered homes 14.7 per cent, of all the homes in 1900, these percentages being derived, as previously stated, after the apportionment of both the unknown quantities on the basis of known figures.

The owned free homes constitute 68.4 per cent of all the owned homes in 1900 as against 72 per cent in 1890, the percentage in 1900 being based, as previously stated, wholly upon the number of owned homes for which the facts as to encumbrance are reported.

These percentages, as compared with similar percentages for 1890, show a slightly increased proportion of

both hired and owned encumbered homes and a correspondingly decreased proportion of owned free homes, or a total difference for the last named class of homes of 1.3 per cent. These figures not only show that there has been no serious change in the conditions affecting the proprietorship of homes since 1890, but they are also entirely confirmatory of the substantial accuracy of the results shown by the investigation of 1890, which was based primarily upon returns made for the first time through the medium of the census enumerators.

A comparison of the percentages for farm homes and other homes shows conditions similar to those already stated for all homes, 64.4 per cent of the farm homes in 1900 being owned as against 65.9 per cent in 1890, while of all the homes not on farms in 1900, 36.3 per cent are owned as against 36.9 per cent in 1890.

The presentation in the general tables with respect to proprietorship in 1900 is limited to private families, as previously explained, but the tabulations covered each kind of family in detail, as shown by the following summary for the mainland of the United States:

| KIND OF FAMILY. | NUMBERS. | | | | | | | PERCENTAGES. | | | | | |
|----------------------|------------|--------------|-----------|------------------|---------------|--------------|---------------|--------------------------------------|--------|--------------------------------------|--------------------------------|------------------------------|-----------------------|
| | Aggregate. | Owned homes. | | | | Hired homes. | Un- known. | Proprietorship of homes known. | | Unknown ownership apportioned. | | Ownership of homes known. | |
| | | Total. | Free. | Encum- bered. | Un- known. | | | Owned. | Hired. | Owned free. | Owned en- cum- bered. | Free. | En- cum- bered. |
| ALL HOMES. | | | | | | | | | | | | | |
| Total families | 16,187,715 | 7,259,362 | 4,761,211 | 2,196,375 | 301,776 | 8,365,739 | 562,614 | 46.5 | 53.5 | 31.8 | 14.7 | 68.4 | 31.6 |
| Private | 15,968,965 | 7,205,212 | 4,727,542 | 2,179,769 | 297,901 | 8,223,775 | 534,978 | 46.7 | 53.3 | 32.0 | 14.7 | 68.4 | 31.6 |
| Hotel | 55,560 | 23,353 | 12,906 | 9,319 | 1,128 | 30,306 | 1,901 | 43.5 | 56.5 | 25.3 | 18.2 | 58.1 | 41.9 |
| Boarding | 68,394 | 16,432 | 10,384 | 5,308 | 740 | 49,268 | 2,694 | 25.0 | 75.0 | 16.5 | 8.5 | 66.2 | 33.8 |
| School | 2,680 | 899 | 626 | 184 | 89 | 658 | 1,123 | 57.7 | 42.3 | 44.6 | 13.1 | 77.3 | 22.7 |
| Institution | 8,442 | 2,019 | 1,410 | 377 | 232 | 2,423 | 4,000 | 45.5 | 54.5 | 35.9 | 9.6 | 78.9 | 21.1 |
| Other | 88,674 | 11,447 | 8,343 | 1,418 | 1,686 | 59,309 | 17,918 | 16.2 | 83.8 | 13.8 | 2.4 | 85.5 | 14.5 |
| FARM HOMES. | | | | | | | | | | | | | |
| Total families | 5,698,901 | 3,643,684 | 2,422,678 | 1,094,573 | 126,433 | 2,013,903 | 41,314 | 64.4 | 35.6 | 44.4 | 20.0 | 68.9 | 31.1 |
| Private | 5,689,838 | 3,638,403 | 2,419,180 | 1,093,164 | 126,059 | 2,010,605 | 40,880 | 64.4 | 35.6 | 44.4 | 20.0 | 68.9 | 31.1 |
| Hotel | 2,458 | 1,946 | 1,164 | 715 | 87 | 504 | 8 | 79.4 | 20.6 | 49.2 | 30.2 | 61.9 | 38.1 |
| Boarding | 888 | 656 | 417 | 207 | 32 | 229 | 3 | 74.1 | 25.9 | 49.6 | 24.5 | 66.8 | 33.2 |
| School | 253 | 165 | 115 | 33 | 17 | 59 | 29 | 73.7 | 26.3 | 57.4 | 16.3 | 77.7 | 22.3 |
| Institution | 1,946 | 735 | 557 | 96 | 82 | 911 | 300 | 44.7 | 55.3 | 38.1 | 6.6 | 85.3 | 14.7 |
| Other | 3,518 | 1,779 | 1,245 | 358 | 176 | 1,595 | 144 | 52.7 | 47.3 | 40.9 | 11.8 | 77.7 | 22.3 |
| OTHER HOMES. | | | | | | | | | | | | | |
| Total families | 10,488,814 | 3,615,678 | 2,338,533 | 1,101,802 | 175,343 | 6,351,836 | 521,300 | 36.3 | 63.7 | 23.4 | 12.9 | 68.0 | 32.0 |
| Private | 10,274,127 | 3,566,809 | 2,308,362 | 1,086,605 | 171,842 | 6,213,170 | 494,148 | 36.5 | 63.5 | 24.8 | 11.7 | 68.0 | 32.0 |
| Hotel | 53,102 | 21,407 | 11,742 | 8,604 | 1,061 | 29,802 | 1,893 | 41.8 | 58.2 | 24.1 | 17.7 | 57.7 | 42.3 |
| Boarding | 67,506 | 15,776 | 9,967 | 5,101 | 708 | 49,039 | 2,691 | 24.3 | 75.7 | 16.1 | 8.2 | 66.1 | 33.9 |
| School | 2,427 | 734 | 511 | 151 | 72 | 599 | 1,094 | 55.1 | 44.9 | 42.5 | 12.6 | 77.2 | 22.8 |
| Institution | 6,496 | 1,284 | 853 | 281 | 150 | 1,512 | 3,700 | 45.9 | 54.1 | 34.5 | 11.4 | 75.2 | 24.8 |
| Other | 85,156 | 9,668 | 7,098 | 1,060 | 1,510 | 57,714 | 17,774 | 14.3 | 85.7 | 12.5 | 1.8 | 87.0 | 13.0 |

Private families constitute so large a percentage of the whole number of families of all kinds that the proportions representing the facts of proprietorship and encumbrance for this class of families differ but slightly, in certain cases, from those for total families, as is shown by the figures contained in the above summary. The relative proportions of families occupying owned and hired and free and encumbered homes are presented

by states and territories, for total families in 1890 and 1900, and for private families separately in 1900, in tables C to CIII.

The proportion of private families occupying owned and hired and free and encumbered homes in the several states and territories in 1900 is illustrated by the diagram on plate 19, while a similar graphic presentation is made for farm homes in the diagram on plate 20.

STATISTICS OF POPULATION.

TABLE CI.—Total families occupying owned and hired and free and encumbered

| | STATES AND TERRITORIES. | ALL HOMES. | | | | | | |
|----|--------------------------------------|------------|-----------|-----------|-------------|-----------|-----------|-----------|
| | | Aggregate. | Owned. | | | | Hired. | Un-known. |
| | | | Total. | Free. | Encumbered. | Un-known. | | |
| 1 | The United States ¹ | 16,239,797 | 7,273,659 | 4,774,274 | 2,196,850 | 302,535 | 8,395,599 | 570,539 |
| 2 | North Atlantic division..... | 4,623,740 | 1,707,587 | 972,930 | 682,208 | 52,449 | 2,781,977 | 184,176 |
| 3 | Maine..... | 163,344 | 103,142 | 75,651 | 24,471 | 3,020 | 55,994 | 4,208 |
| 4 | New Hampshire..... | 97,902 | 51,017 | 36,078 | 13,154 | 1,785 | 43,622 | 3,263 |
| 5 | Vermont..... | 81,462 | 48,094 | 26,892 | 19,813 | 1,389 | 31,487 | 1,881 |
| 6 | Massachusetts..... | 613,659 | 207,579 | 109,494 | 94,176 | 3,909 | 385,959 | 20,121 |
| 7 | Rhode Island..... | 94,179 | 26,256 | 14,617 | 10,905 | 734 | 65,422 | 2,501 |
| 8 | Connecticut..... | 203,424 | 77,390 | 38,176 | 37,776 | 1,438 | 121,007 | 5,027 |
| 9 | New York..... | 1,634,523 | 528,152 | 280,673 | 234,363 | 13,116 | 1,061,267 | 45,104 |
| 10 | New Jersey..... | 415,222 | 137,743 | 62,360 | 70,805 | 4,578 | 263,851 | 13,628 |
| 11 | Pennsylvania..... | 1,320,025 | 528,214 | 328,989 | 176,745 | 22,480 | 753,368 | 33,443 |
| 12 | South Atlantic division..... | 2,101,757 | 813,010 | 618,863 | 140,397 | 53,750 | 1,183,682 | 105,065 |
| 13 | Delaware..... | 39,446 | 13,747 | 7,809 | 5,165 | 773 | 24,101 | 1,598 |
| 14 | Maryland..... | 242,331 | 91,180 | 58,881 | 27,246 | 5,053 | 136,995 | 14,156 |
| 15 | District of Columbia..... | 56,678 | 13,161 | 8,557 | 4,304 | 300 | 41,721 | 1,796 |
| 16 | Virginia..... | 364,517 | 171,258 | 134,287 | 26,692 | 10,279 | 179,670 | 13,589 |
| 17 | West Virginia..... | 186,291 | 98,987 | 78,324 | 14,935 | 5,723 | 82,473 | 4,831 |
| 18 | North Carolina..... | 370,072 | 165,726 | 131,029 | 24,800 | 9,897 | 189,794 | 14,552 |
| 19 | South Carolina..... | 269,864 | 77,346 | 57,341 | 14,048 | 5,957 | 175,780 | 16,733 |
| 20 | Georgia..... | 455,557 | 130,205 | 101,494 | 17,674 | 11,037 | 294,330 | 30,522 |
| 21 | Florida..... | 117,001 | 51,400 | 41,141 | 5,533 | 4,726 | 58,318 | 7,238 |
| 22 | North Central division..... | 5,695,250 | 3,090,891 | 1,896,441 | 1,097,067 | 97,383 | 2,453,600 | 150,769 |
| 23 | Ohio..... | 944,433 | 484,142 | 318,553 | 150,254 | 15,335 | 437,618 | 22,673 |
| 24 | Indiana..... | 571,513 | 313,516 | 200,822 | 104,042 | 8,652 | 245,366 | 12,631 |
| 25 | Illinois..... | 1,036,158 | 454,139 | 275,137 | 162,469 | 16,533 | 555,438 | 26,581 |
| 26 | Michigan..... | 548,094 | 332,334 | 193,190 | 129,550 | 9,594 | 201,041 | 14,719 |
| 27 | Wisconsin..... | 426,063 | 276,409 | 162,560 | 105,748 | 8,101 | 139,752 | 9,902 |
| 28 | Minnesota..... | 342,658 | 209,797 | 127,265 | 75,034 | 7,448 | 120,694 | 12,167 |
| 29 | Iowa..... | 480,878 | 284,230 | 164,519 | 113,414 | 6,297 | 185,270 | 11,378 |
| 30 | Missouri..... | 654,333 | 323,725 | 194,190 | 119,173 | 10,362 | 312,807 | 17,801 |
| 31 | North Dakota..... | 64,690 | 49,696 | 33,754 | 13,833 | 2,089 | 12,425 | 2,569 |
| 32 | South Dakota..... | 33,536 | 57,288 | 37,483 | 17,249 | 2,556 | 23,145 | 3,103 |
| 33 | Nebraska..... | 220,947 | 121,465 | 71,617 | 44,465 | 5,333 | 92,479 | 7,003 |
| 34 | Kansas..... | 321,947 | 184,150 | 117,351 | 61,766 | 5,033 | 127,565 | 10,232 |
| 35 | South Central division..... | 2,336,316 | 1,178,249 | 915,890 | 186,810 | 75,549 | 1,536,020 | 122,047 |
| 36 | Kentucky..... | 437,054 | 218,842 | 172,522 | 35,132 | 11,138 | 205,793 | 12,419 |
| 37 | Tennessee..... | 402,536 | 179,336 | 147,219 | 21,098 | 11,519 | 203,473 | 14,227 |
| 38 | Alabama..... | 374,765 | 122,904 | 95,048 | 20,605 | 7,251 | 234,064 | 17,797 |
| 39 | Mississippi..... | 318,948 | 103,201 | 73,599 | 23,581 | 6,021 | 196,361 | 19,336 |
| 40 | Louisiana..... | 284,875 | 84,108 | 65,265 | 12,260 | 6,538 | 183,943 | 16,324 |
| 41 | Texas..... | 589,291 | 264,009 | 197,789 | 50,437 | 15,733 | 303,375 | 21,707 |
| 42 | Indian Territory..... | 76,701 | 24,782 | 17,938 | 481 | 6,313 | 43,112 | 3,307 |
| 43 | Oklahoma..... | 36,908 | 60,086 | 50,433 | 6,595 | 3,008 | 23,644 | 3,178 |
| 44 | Arkansas..... | 265,238 | 120,481 | 95,977 | 16,571 | 7,933 | 132,055 | 12,702 |
| 45 | Western division..... | 930,652 | 469,625 | 357,037 | 89,893 | 22,645 | 410,460 | 50,567 |
| 46 | Montana..... | 55,889 | 29,611 | 24,526 | 3,499 | 1,586 | 22,714 | 3,564 |
| 47 | Wyoming..... | 20,116 | 10,015 | 8,059 | 1,114 | 842 | 8,133 | 1,963 |
| 48 | Colorado..... | 127,459 | 56,249 | 39,933 | 13,141 | 3,175 | 64,529 | 6,681 |
| 49 | New Mexico..... | 46,355 | 29,478 | 26,346 | 653 | 1,974 | 13,568 | 3,309 |
| 50 | Arizona..... | 29,875 | 15,871 | 13,701 | 1,048 | 1,122 | 11,742 | 2,262 |
| 51 | Utah..... | 56,196 | 36,990 | 31,567 | 4,316 | 1,107 | 17,601 | 1,605 |
| 52 | Nevada..... | 11,190 | 6,734 | 5,363 | 566 | 355 | 3,471 | 935 |
| 53 | Idaho..... | 37,491 | 25,056 | 20,727 | 3,274 | 1,055 | 9,936 | 2,499 |
| 54 | Washington..... | 113,086 | 58,403 | 45,560 | 10,565 | 2,278 | 43,776 | 5,907 |
| 55 | Oregon..... | 91,214 | 51,074 | 37,951 | 10,897 | 2,226 | 35,954 | 4,136 |
| 56 | California..... | 341,781 | 150,094 | 102,354 | 40,815 | 6,925 | 174,031 | 17,656 |
| 57 | Alaska..... | 13,459 | 7,731 | 7,705 | 26 | | 1,340 | 3,388 |
| 58 | Hawaii..... | 36,922 | 6,554 | 5,346 | 449 | 769 | 27,537 | 2,331 |

¹Includes families represented by persons in the military and naval service of the United States (including civilian employees, etc.) stationed abroad, not credited to any state or territory.

PROPRIETORSHIP OF HOMES.

CXCV

homes, by states and territories arranged geographically: 1900.

| FARM HOMES. | | | | | | | OTHER HOMES. | | | | | | | |
|-------------|-----------|-----------|-------------|-----------|-----------|-----------|--------------|-----------|-----------|-------------|-----------|-----------|-----------|----|
| Aggregate. | Owned. | | | | Hired. | Un-known. | Aggregate. | Owned. | | | | Hired. | Un-known. | |
| | Total. | Free. | Encumbered. | Un-known. | | | | Total. | Free. | Encumbered. | Un-known. | | | |
| 5,700,341 | 3,644,669 | 2,423,516 | 1,094,646 | 126,507 | 2,014,316 | 41,356 | 10,539,456 | 3,623,990 | 2,350,758 | 1,102,204 | 176,028 | 6,381,288 | 523,183 | 1 |
| 675,776 | 524,846 | 315,070 | 195,921 | 13,855 | 146,740 | 4,190 | 3,947,964 | 1,182,741 | 657,860 | 486,287 | 38,594 | 2,035,237 | 129,986 | 2 |
| 57,153 | 53,609 | 33,491 | 14,021 | 1,097 | 3,191 | 353 | 106,191 | 49,533 | 37,160 | 10,450 | 1,923 | 52,803 | 3,855 | 3 |
| 23,271 | 25,472 | 18,446 | 6,319 | 707 | 2,614 | 185 | 69,631 | 25,545 | 17,632 | 6,835 | 1,078 | 41,008 | 3,078 | 4 |
| 32,871 | 27,844 | 14,195 | 12,537 | 612 | 5,379 | 148 | 48,591 | 20,750 | 12,697 | 7,276 | 777 | 26,108 | 1,733 | 5 |
| 36,510 | 31,722 | 19,038 | 11,976 | 688 | 4,485 | 303 | 577,149 | 175,857 | 90,436 | 32,200 | 3,221 | 381,474 | 19,818 | 6 |
| 5,638 | 4,249 | 2,368 | 1,065 | 316 | 1,353 | 36 | 88,541 | 22,007 | 11,749 | 9,340 | 418 | 64,069 | 2,465 | 7 |
| 26,609 | 22,727 | 13,233 | 9,122 | 322 | 3,695 | 187 | 176,815 | 54,663 | 24,893 | 28,654 | 1,116 | 117,312 | 4,840 | 8 |
| 227,822 | 171,173 | 89,934 | 77,429 | 3,810 | 55,208 | 1,441 | 1,406,701 | 356,979 | 190,739 | 156,934 | 9,306 | 1,006,059 | 43,663 | 9 |
| 35,337 | 24,133 | 11,134 | 12,014 | 985 | 10,900 | 304 | 379,885 | 113,610 | 51,226 | 58,791 | 3,538 | 252,951 | 13,324 | 10 |
| 225,565 | 164,417 | 107,661 | 51,438 | 5,318 | 59,915 | 1,233 | 1,094,460 | 363,797 | 221,328 | 125,307 | 17,162 | 693,453 | 37,210 | 11 |
| 961,198 | 526,837 | 416,425 | 83,858 | 26,554 | 427,710 | 6,651 | 1,140,559 | 286,173 | 202,438 | 56,539 | 27,196 | 755,972 | 98,414 | 12 |
| 9,677 | 4,722 | 2,307 | 1,613 | 302 | 4,879 | 76 | 29,769 | 9,025 | 5,002 | 3,552 | 471 | 19,222 | 1,522 | 13 |
| 47,089 | 30,434 | 18,121 | 10,547 | 1,766 | 16,075 | 580 | 195,242 | 60,746 | 40,760 | 16,699 | 3,237 | 120,920 | 13,576 | 14 |
| 270 | 150 | 119 | 28 | 3 | 115 | 5 | 56,408 | 13,011 | 8,438 | 4,276 | 297 | 41,606 | 1,791 | 15 |
| 170,412 | 115,933 | 94,772 | 16,294 | 4,867 | 53,569 | 910 | 194,105 | 53,252 | 39,515 | 10,393 | 5,412 | 126,101 | 12,679 | 16 |
| 94,566 | 71,028 | 58,638 | 9,660 | 2,680 | 22,976 | 562 | 91,725 | 27,959 | 19,636 | 5,275 | 3,048 | 59,497 | 4,289 | 17 |
| 223,831 | 128,975 | 104,441 | 19,596 | 4,933 | 93,306 | 1,050 | 146,241 | 36,751 | 26,583 | 5,204 | 4,959 | 95,988 | 13,502 | 18 |
| 152,993 | 58,513 | 43,096 | 11,192 | 4,225 | 93,570 | 910 | 116,871 | 18,833 | 14,245 | 2,856 | 1,732 | 82,210 | 15,828 | 19 |
| 221,395 | 88,416 | 70,276 | 12,148 | 5,992 | 130,323 | 2,156 | 234,162 | 41,789 | 31,218 | 5,526 | 5,045 | 164,007 | 23,366 | 20 |
| 40,965 | 28,666 | 24,105 | 2,780 | 1,781 | 11,897 | 402 | 76,036 | 22,734 | 17,036 | 2,753 | 2,945 | 46,421 | 6,881 | 21 |
| 2,174,562 | 1,561,733 | 837,774 | 634,559 | 39,450 | 597,805 | 14,974 | 3,520,688 | 1,529,103 | 1,008,667 | 462,508 | 57,933 | 1,855,795 | 135,755 | 22 |
| 280,068 | 202,111 | 138,568 | 58,669 | 4,874 | 76,409 | 1,548 | 664,365 | 282,031 | 179,985 | 91,585 | 10,461 | 361,209 | 21,125 | 23 |
| 221,451 | 156,949 | 97,290 | 55,889 | 3,770 | 63,033 | 1,469 | 350,062 | 156,567 | 103,532 | 48,153 | 4,832 | 182,333 | 11,162 | 24 |
| 262,388 | 158,496 | 92,768 | 60,089 | 5,639 | 101,817 | 2,075 | 295,643 | 152,637 | 182,369 | 102,380 | 10,894 | 453,621 | 24,506 | 25 |
| 202,457 | 168,235 | 85,608 | 79,336 | 2,731 | 33,087 | 1,135 | 345,637 | 164,099 | 107,582 | 49,714 | 6,803 | 167,954 | 13,584 | 26 |
| 169,531 | 146,191 | 77,622 | 65,645 | 2,924 | 22,453 | 887 | 256,532 | 130,218 | 84,938 | 40,103 | 5,177 | 117,299 | 9,015 | 27 |
| 152,393 | 125,547 | 67,015 | 54,377 | 4,155 | 25,626 | 1,220 | 190,265 | 84,250 | 60,250 | 20,707 | 3,293 | 95,063 | 10,947 | 28 |
| 223,525 | 146,844 | 67,673 | 76,417 | 2,754 | 75,161 | 1,520 | 257,353 | 137,386 | 96,846 | 36,997 | 3,543 | 110,109 | 9,858 | 29 |
| 282,340 | 194,593 | 109,729 | 80,692 | 4,172 | 86,523 | 1,719 | 371,493 | 123,132 | 84,461 | 38,431 | 6,190 | 226,279 | 16,082 | 30 |
| 44,112 | 39,569 | 26,196 | 11,991 | 1,332 | 4,173 | 370 | 20,578 | 10,127 | 7,558 | 1,832 | 707 | 8,252 | 2,199 | 31 |
| 51,937 | 40,188 | 24,416 | 14,154 | 1,618 | 11,358 | 391 | 31,599 | 17,100 | 13,067 | 3,095 | 938 | 11,787 | 2,712 | 32 |
| 116,854 | 74,436 | 39,024 | 32,430 | 2,932 | 41,520 | 898 | 104,093 | 47,029 | 32,593 | 12,035 | 2,401 | 50,959 | 6,105 | 33 |
| 167,006 | 108,624 | 61,865 | 44,370 | 2,339 | 56,640 | 1,742 | 154,941 | 75,526 | 55,436 | 17,396 | 2,644 | 70,925 | 8,490 | 34 |
| 1,642,227 | 833,908 | 654,546 | 133,955 | 40,407 | 795,558 | 12,761 | 1,194,039 | 344,341 | 261,344 | 47,855 | 35,142 | 740,462 | 109,286 | 35 |
| 234,821 | 154,670 | 126,295 | 22,597 | 5,778 | 73,271 | 1,880 | 202,233 | 64,172 | 46,227 | 12,585 | 5,360 | 127,523 | 10,539 | 36 |
| 226,027 | 132,835 | 112,725 | 14,706 | 5,404 | 91,650 | 1,542 | 176,509 | 47,001 | 34,494 | 6,392 | 6,115 | 116,822 | 12,685 | 37 |
| 217,461 | 91,697 | 70,483 | 16,793 | 4,421 | 124,114 | 1,650 | 157,304 | 31,207 | 24,565 | 3,812 | 2,830 | 109,950 | 16,147 | 38 |
| 221,110 | 79,990 | 55,458 | 20,616 | 3,916 | 139,404 | 1,716 | 97,338 | 23,211 | 18,141 | 2,965 | 2,105 | 56,957 | 17,670 | 39 |
| 114,214 | 47,443 | 36,676 | 7,830 | 2,887 | 65,944 | 827 | 170,661 | 36,665 | 28,539 | 4,380 | 3,696 | 117,999 | 15,997 | 40 |
| 341,889 | 172,160 | 125,640 | 38,441 | 8,079 | 168,023 | 1,706 | 247,402 | 91,849 | 72,149 | 11,996 | 7,704 | 135,552 | 20,001 | 41 |
| 47,594 | 11,937 | 8,487 | 79 | 3,371 | 34,795 | 862 | 29,107 | 12,845 | 9,501 | 402 | 2,942 | 13,317 | 2,945 | 42 |
| 63,094 | 48,767 | 41,644 | 4,999 | 2,124 | 13,683 | 639 | 23,814 | 11,319 | 8,839 | 1,596 | 894 | 9,956 | 2,539 | 43 |
| 176,017 | 94,409 | 77,138 | 12,844 | 4,427 | 79,669 | 1,939 | 89,221 | 26,072 | 18,839 | 3,727 | 3,506 | 52,386 | 10,763 | 44 |
| 245,138 | 196,310 | 148,863 | 41,280 | 6,167 | 46,090 | 2,738 | 685,514 | 273,315 | 208,224 | 48,613 | 16,478 | 364,370 | 47,829 | 45 |
| 13,909 | 12,145 | 10,015 | 1,625 | 505 | 1,568 | 196 | 41,980 | 17,466 | 14,511 | 1,874 | 1,081 | 21,146 | 3,368 | 46 |
| 5,939 | 5,104 | 4,123 | 573 | 403 | 737 | 98 | 14,177 | 4,911 | 3,931 | 541 | 439 | 7,401 | 1,865 | 47 |
| 24,745 | 17,947 | 12,516 | 4,628 | 803 | 6,403 | 395 | 102,714 | 38,302 | 27,417 | 8,513 | 2,372 | 58,126 | 6,286 | 48 |
| 13,102 | 11,498 | 10,678 | 246 | 574 | 1,429 | 175 | 33,263 | 17,980 | 16,168 | 412 | 1,400 | 12,139 | 3,134 | 49 |
| 7,391 | 6,524 | 5,971 | 384 | 169 | 764 | 103 | 22,484 | 9,347 | 7,730 | 664 | 953 | 10,978 | 2,159 | 50 |
| 19,529 | 17,790 | 15,409 | 1,939 | 442 | 1,619 | 120 | 36,667 | 19,200 | 16,158 | 2,377 | 665 | 15,982 | 1,485 | 51 |
| 2,164 | 1,853 | 1,466 | 349 | 38 | 282 | 29 | 9,026 | 4,931 | 4,397 | 217 | 317 | 3,189 | 906 | 52 |
| 17,153 | 15,160 | 12,325 | 2,417 | 418 | 1,760 | 233 | 20,338 | 9,896 | 8,402 | 857 | 637 | 8,176 | 2,266 | 53 |
| 33,931 | 28,109 | 21,660 | 6,015 | 434 | 5,585 | 237 | 79,155 | 30,294 | 23,900 | 4,550 | 1,844 | 43,191 | 5,670 | 54 |
| 36,156 | 28,753 | 20,843 | 7,032 | 873 | 7,196 | 207 | 55,053 | 22,321 | 17,103 | 3,865 | 1,353 | 23,758 | 3,979 | 55 |
| 71,119 | 51,427 | 33,847 | 16,072 | 1,508 | 18,747 | 945 | 270,662 | 93,667 | 68,507 | 24,743 | 5,417 | 155,284 | 16,711 | 56 |
| 27 | 25 | 21 | 4 | ----- | 2 | ----- | 13,432 | 7,706 | 7,684 | 22 | ----- | 1,338 | 3,888 | 57 |
| 1,409 | 956 | 813 | 69 | 74 | 411 | 42 | 35,513 | 5,598 | 4,533 | 380 | 685 | 27,126 | 2,789 | 58 |

STATISTICS OF POPULATION.

TABLE CII.—Private families occupying owned and hired and free and

| | STATES AND TERRITORIES. | ALL HOMES. | | | | | | |
|----|--------------------------------------|------------|-----------|-----------|-------------|---------------|-----------|----------|
| | | Aggregate. | Owned. | | | | Hired. | Unknown. |
| | | | Total. | Free. | Encumbered. | Un- known. | | |
| 1 | The United States ¹ | 16,006,437 | 7,218,755 | 4,739,914 | 2,180,229 | 298,612 | 8,246,747 | 540,985 |
| 2 | North Atlantic division..... | 4,557,266 | 1,691,307 | 965,224 | 674,319 | 51,764 | 2,738,067 | 127,892 |
| 3 | Maine..... | 161,588 | 102,537 | 75,262 | 24,296 | 2,979 | 55,028 | 4,023 |
| 4 | New Hampshire..... | 96,534 | 50,593 | 35,339 | 12,989 | 1,765 | 42,840 | 3,101 |
| 5 | Vermont..... | 80,559 | 47,751 | 26,712 | 19,662 | 1,377 | 31,014 | 1,794 |
| 6 | Massachusetts..... | 604,873 | 206,127 | 108,766 | 93,502 | 3,359 | 379,696 | 19,050 |
| 7 | Rhode Island..... | 92,735 | 26,009 | 14,506 | 10,780 | 723 | 64,362 | 2,364 |
| 8 | Connecticut..... | 200,640 | 76,855 | 37,930 | 37,496 | 1,429 | 119,094 | 4,691 |
| 9 | New York..... | 1,608,170 | 521,537 | 277,767 | 230,870 | 12,900 | 1,043,800 | 42,833 |
| 10 | New Jersey..... | 408,993 | 136,055 | 61,755 | 69,804 | 4,496 | 259,848 | 13,090 |
| 11 | Pennsylvania..... | 1,303,174 | 523,843 | 326,687 | 174,920 | 22,236 | 742,385 | 36,946 |
| 12 | South Atlantic division..... | 2,078,603 | 809,257 | 616,297 | 139,646 | 53,314 | 1,167,764 | 101,582 |
| 13 | Delaware..... | 39,007 | 13,641 | 7,759 | 5,115 | 767 | 23,835 | 1,531 |
| 14 | Maryland..... | 239,337 | 90,702 | 58,577 | 27,108 | 5,017 | 135,353 | 13,782 |
| 15 | District of Columbia..... | 55,465 | 12,998 | 8,441 | 4,261 | 296 | 40,768 | 1,714 |
| 16 | Virginia..... | 360,749 | 170,574 | 133,836 | 26,530 | 10,208 | 177,087 | 13,083 |
| 17 | West Virginia..... | 133,730 | 98,469 | 77,972 | 14,331 | 5,666 | 30,759 | 4,552 |
| 18 | North Carolina..... | 367,565 | 165,222 | 130,650 | 24,735 | 9,337 | 138,162 | 14,181 |
| 19 | South Carolina..... | 267,859 | 77,054 | 57,138 | 13,994 | 5,922 | 174,448 | 16,357 |
| 20 | Georgia..... | 450,712 | 129,667 | 101,114 | 17,603 | 10,950 | 291,447 | 29,598 |
| 21 | Florida..... | 113,629 | 50,930 | 40,810 | 5,469 | 4,651 | 55,920 | 6,779 |
| 22 | North Central division..... | 5,632,548 | 3,072,390 | 1,885,092 | 1,091,383 | 96,415 | 2,416,348 | 143,310 |
| 23 | Ohio..... | 934,674 | 481,592 | 317,012 | 149,376 | 15,204 | 431,301 | 21,731 |
| 24 | Indiana..... | 567,072 | 312,233 | 200,035 | 108,643 | 8,605 | 242,538 | 12,201 |
| 25 | Illinois..... | 1,024,139 | 451,597 | 273,594 | 161,615 | 16,338 | 547,369 | 25,223 |
| 26 | Michigan..... | 542,353 | 330,276 | 191,863 | 123,939 | 9,474 | 198,078 | 14,004 |
| 27 | Wisconsin..... | 420,327 | 274,010 | 161,059 | 104,966 | 7,935 | 137,009 | 9,308 |
| 28 | Minnesota..... | 337,234 | 203,189 | 126,131 | 74,654 | 7,354 | 118,034 | 11,061 |
| 29 | Iowa..... | 476,710 | 282,760 | 163,640 | 112,377 | 6,243 | 133,053 | 10,397 |
| 30 | Missouri..... | 646,872 | 322,244 | 193,229 | 118,742 | 10,273 | 307,492 | 17,136 |
| 31 | North Dakota..... | 63,360 | 49,163 | 33,409 | 13,710 | 2,044 | 11,863 | 2,334 |
| 32 | South Dakota..... | 82,290 | 56,735 | 37,153 | 17,115 | 2,517 | 22,610 | 2,395 |
| 33 | Nebraska..... | 217,990 | 120,705 | 71,133 | 44,242 | 5,330 | 90,711 | 6,574 |
| 34 | Kansas..... | 319,422 | 133,236 | 116,734 | 61,504 | 4,993 | 126,240 | 9,396 |
| 35 | South Central division..... | 2,808,210 | 1,172,039 | 911,247 | 185,923 | 74,369 | 1,518,106 | 113,065 |
| 36 | Kentucky..... | 434,228 | 213,142 | 172,042 | 35,034 | 11,066 | 204,009 | 12,077 |
| 37 | Tennessee..... | 399,017 | 179,175 | 146,763 | 20,995 | 11,417 | 206,077 | 13,765 |
| 38 | Alabama..... | 370,930 | 122,449 | 94,692 | 20,549 | 7,203 | 231,180 | 17,351 |
| 39 | Mississippi..... | 316,114 | 102,645 | 73,159 | 23,517 | 5,969 | 194,637 | 13,332 |
| 40 | Louisiana..... | 231,449 | 83,575 | 64,861 | 12,204 | 6,510 | 131,577 | 16,297 |
| 41 | Texas..... | 532,055 | 261,933 | 196,165 | 50,160 | 15,603 | 239,312 | 20,310 |
| 42 | Indian Territory..... | 76,017 | 24,531 | 17,309 | 463 | 6,259 | 47,746 | 3,740 |
| 43 | Oklahoma..... | 85,929 | 59,762 | 50,246 | 6,532 | 2,934 | 23,157 | 3,010 |
| 44 | Arkansas..... | 262,421 | 119,327 | 95,510 | 16,469 | 7,343 | 130,411 | 12,133 |
| 45 | Western division..... | 387,338 | 459,719 | 349,632 | 38,498 | 21,539 | 333,490 | 44,129 |
| 46 | Montana..... | 52,125 | 23,563 | 23,656 | 3,398 | 1,509 | 20,556 | 3,006 |
| 47 | Wyoming..... | 13,632 | 9,674 | 7,779 | 1,078 | 317 | 7,338 | 1,370 |
| 48 | Colorado..... | 122,349 | 54,965 | 39,000 | 12,923 | 3,042 | 61,336 | 5,993 |
| 49 | New Mexico..... | 45,510 | 29,223 | 26,652 | 632 | 1,939 | 13,113 | 3,169 |
| 50 | Arizona..... | 27,317 | 15,317 | 13,259 | 1,009 | 1,049 | 10,545 | 1,955 |
| 51 | Utah..... | 55,208 | 36,724 | 31,344 | 4,292 | 1,033 | 17,012 | 1,472 |
| 52 | Nevada..... | 10,472 | 6,511 | 5,636 | 543 | 332 | 3,134 | 327 |
| 53 | Idaho..... | 35,319 | 24,370 | 20,163 | 3,215 | 992 | 9,213 | 2,231 |
| 54 | Washington..... | 107,171 | 57,204 | 44,631 | 10,421 | 2,102 | 45,113 | 4,354 |
| 55 | Oregon..... | 87,545 | 50,174 | 37,234 | 10,771 | 2,119 | 33,745 | 3,626 |
| 56 | California..... | 324,690 | 146,994 | 100,223 | 40,216 | 6,550 | 162,275 | 15,421 |
| 57 | Alaska..... | 12,133 | 7,212 | 7,190 | 22 | | 1,644 | 3,327 |
| 58 | Hawaii..... | 29,763 | 6,321 | 5,172 | 438 | 711 | 21,036 | 2,356 |

¹Includes families represented by persons in the military and naval service of the United States (including civilian employees, etc.) stationed abroad, not credited to any state or territory.

PROPRIETORSHIP OF HOMES.

encumbered homes, by states and territories arranged geographically: 1900.

| FARM HOMES. | | | | | | | OTHER HOMES. | | | | | | | |
|-------------|-----------|-----------|-------------|-----------|-----------|-----------|--------------|-----------|-----------|-------------|-----------|-----------|-----------|----|
| Aggregate. | Owned. | | | | Hired. | Un-known. | Aggregate. | Owned. | | | | Hired. | Un-known. | |
| | Total. | Free. | Encumbered. | Un-known. | | | | Total. | Free. | Encumbered. | Un-known. | | | |
| 5,691,191 | 3,639,860 | 2,419,995 | 1,093,235 | 126,130 | 2,010,959 | 40,872 | 10,315,246 | 3,579,395 | 2,319,919 | 1,086,994 | 172,482 | 6,235,788 | 500,063 | 1 |
| 673,654 | 523,350 | 314,299 | 195,266 | 13,785 | 146,111 | 4,093 | 3,883,712 | 1,167,957 | 650,925 | 479,053 | 37,979 | 2,591,956 | 123,799 | 2 |
| 56,976 | 53,496 | 38,415 | 13,991 | 1,090 | 3,137 | 343 | 104,612 | 49,041 | 36,847 | 10,305 | 1,889 | 51,891 | 3,680 | 3 |
| 23,145 | 25,370 | 18,388 | 6,279 | 703 | 2,595 | 180 | 68,389 | 25,223 | 17,451 | 6,710 | 1,062 | 40,245 | 2,921 | 4 |
| 32,735 | 27,252 | 14,151 | 12,493 | 608 | 5,336 | 147 | 47,824 | 20,499 | 12,561 | 7,169 | 769 | 25,678 | 1,647 | 5 |
| 36,249 | 31,587 | 13,971 | 11,941 | 675 | 4,393 | 269 | 568,624 | 174,540 | 89,795 | 31,561 | 3,134 | 375,303 | 18,781 | 6 |
| 5,606 | 4,229 | 2,853 | 1,061 | 315 | 1,345 | 32 | 87,129 | 21,780 | 11,653 | 9,719 | 408 | 63,017 | 2,332 | 7 |
| 26,496 | 22,669 | 13,250 | 9,098 | 321 | 3,656 | 171 | 174,144 | 54,186 | 24,680 | 23,398 | 1,108 | 115,438 | 4,520 | 8 |
| 227,083 | 170,603 | 89,655 | 77,164 | 3,784 | 55,056 | 1,424 | 1,381,087 | 350,934 | 188,112 | 153,706 | 9,116 | 988,744 | 41,409 | 9 |
| 35,208 | 24,052 | 11,104 | 11,968 | 980 | 10,855 | 301 | 373,785 | 112,003 | 50,651 | 57,836 | 3,516 | 243,993 | 12,789 | 10 |
| 225,056 | 164,092 | 107,512 | 51,271 | 5,309 | 59,738 | 1,226 | 1,078,118 | 359,751 | 219,175 | 123,649 | 16,927 | 682,647 | 35,720 | 11 |
| 960,236 | 526,314 | 416,041 | 83,763 | 26,510 | 427,320 | 6,602 | 1,118,367 | 282,943 | 200,256 | 55,883 | 26,804 | 740,444 | 94,980 | 12 |
| 9,669 | 4,716 | 2,803 | 1,611 | 302 | 4,878 | 75 | 29,333 | 3,925 | 4,956 | 3,504 | 465 | 18,957 | 1,456 | 13 |
| 47,011 | 30,385 | 18,088 | 10,533 | 1,764 | 16,054 | 572 | 192,826 | 60,317 | 40,489 | 16,575 | 3,253 | 119,299 | 13,210 | 14 |
| 261 | 144 | 27 | 1 | 1 | 112 | 5 | 55,204 | 12,854 | 8,325 | 4,234 | 295 | 40,641 | 1,709 | 15 |
| 170,208 | 115,815 | 94,688 | 16,268 | 4,859 | 53,494 | 399 | 190,541 | 54,759 | 39,148 | 10,262 | 5,349 | 123,593 | 12,189 | 16 |
| 94,445 | 70,949 | 58,633 | 9,645 | 2,671 | 22,933 | 558 | 89,335 | 27,520 | 19,339 | 5,186 | 2,995 | 57,821 | 3,994 | 17 |
| 223,657 | 123,887 | 104,367 | 19,589 | 4,931 | 93,729 | 1,041 | 143,908 | 36,335 | 26,283 | 5,146 | 4,906 | 94,433 | 13,140 | 18 |
| 152,885 | 58,461 | 43,060 | 11,181 | 4,220 | 93,518 | 906 | 114,974 | 18,593 | 14,078 | 2,313 | 1,702 | 80,930 | 15,451 | 19 |
| 221,213 | 83,343 | 70,222 | 12,136 | 5,985 | 130,724 | 2,146 | 229,499 | 41,324 | 30,892 | 5,467 | 4,965 | 160,723 | 27,452 | 20 |
| 40,887 | 23,614 | 24,064 | 2,773 | 1,777 | 11,873 | 400 | 72,742 | 22,316 | 16,746 | 2,696 | 2,874 | 44,047 | 6,379 | 21 |
| 2,172,221 | 1,560,337 | 886,785 | 634,193 | 39,359 | 597,094 | 14,790 | 3,460,327 | 1,512,553 | 998,307 | 457,190 | 57,056 | 1,819,254 | 123,620 | 22 |
| 279,786 | 201,941 | 138,445 | 58,632 | 4,864 | 76,311 | 1,534 | 654,888 | 279,651 | 178,567 | 90,744 | 10,340 | 354,990 | 20,247 | 23 |
| 221,240 | 156,827 | 97,202 | 55,864 | 3,761 | 62,972 | 1,441 | 345,332 | 155,456 | 102,333 | 47,779 | 4,844 | 179,616 | 10,760 | 24 |
| 262,180 | 158,394 | 92,702 | 60,063 | 5,629 | 101,728 | 2,058 | 762,009 | 293,203 | 180,892 | 101,552 | 10,759 | 445,641 | 23,165 | 25 |
| 202,216 | 163,062 | 85,490 | 79,789 | 2,783 | 33,032 | 1,122 | 340,142 | 162,214 | 106,373 | 49,150 | 6,691 | 165,046 | 12,882 | 26 |
| 169,287 | 145,996 | 77,490 | 65,589 | 2,917 | 22,414 | 877 | 251,040 | 128,014 | 83,569 | 39,377 | 5,068 | 114,595 | 8,431 | 27 |
| 152,192 | 125,405 | 66,922 | 54,333 | 4,145 | 25,586 | 1,201 | 185,092 | 82,784 | 59,259 | 20,316 | 3,209 | 92,448 | 9,860 | 28 |
| 223,346 | 146,754 | 67,616 | 76,389 | 2,749 | 75,099 | 1,493 | 253,364 | 136,006 | 95,024 | 36,488 | 3,494 | 107,954 | 9,404 | 29 |
| 282,629 | 194,493 | 109,665 | 30,662 | 4,166 | 36,433 | 1,703 | 364,243 | 127,751 | 83,564 | 33,080 | 6,107 | 221,059 | 15,433 | 30 |
| 43,975 | 39,456 | 26,113 | 11,965 | 1,378 | 4,131 | 368 | 19,385 | 9,707 | 7,296 | 1,745 | 666 | 7,712 | 1,966 | 31 |
| 51,823 | 40,115 | 24,358 | 14,148 | 1,609 | 11,332 | 381 | 30,462 | 16,670 | 12,795 | 2,967 | 908 | 11,278 | 2,514 | 32 |
| 116,721 | 74,364 | 38,976 | 32,411 | 2,977 | 41,467 | 890 | 101,269 | 46,341 | 32,157 | 11,831 | 2,353 | 49,244 | 5,684 | 33 |
| 166,821 | 108,530 | 61,806 | 44,343 | 2,331 | 56,569 | 1,722 | 152,601 | 74,756 | 54,978 | 17,161 | 2,617 | 69,671 | 8,174 | 34 |
| 1,640,756 | 833,189 | 654,001 | 133,856 | 40,332 | 794,380 | 12,637 | 1,167,454 | 338,850 | 257,246 | 47,067 | 34,537 | 723,226 | 105,378 | 35 |
| 234,617 | 154,559 | 126,219 | 22,574 | 5,766 | 78,191 | 1,867 | 199,611 | 63,583 | 45,823 | 12,460 | 5,300 | 125,818 | 10,210 | 36 |
| 225,842 | 132,731 | 112,638 | 14,699 | 5,394 | 91,573 | 1,538 | 173,175 | 46,444 | 34,125 | 6,296 | 6,023 | 114,504 | 12,227 | 37 |
| 217,348 | 91,639 | 70,438 | 16,785 | 4,416 | 124,063 | 1,646 | 153,632 | 30,810 | 24,254 | 3,764 | 2,792 | 107,117 | 15,705 | 38 |
| 220,907 | 79,913 | 55,400 | 20,606 | 3,907 | 139,283 | 1,711 | 95,207 | 22,732 | 17,759 | 2,911 | 2,062 | 55,354 | 17,121 | 39 |
| 114,095 | 47,393 | 36,637 | 7,878 | 2,878 | 65,879 | 823 | 167,354 | 36,182 | 23,224 | 4,326 | 3,632 | 115,698 | 15,474 | 40 |
| 341,524 | 171,975 | 125,504 | 38,408 | 8,063 | 167,867 | 1,682 | 240,531 | 89,958 | 70,661 | 11,752 | 7,546 | 131,445 | 19,128 | 41 |
| 47,548 | 11,912 | 8,469 | 78 | 3,365 | 34,776 | 860 | 23,469 | 12,619 | 9,340 | 385 | 2,894 | 12,970 | 2,380 | 42 |
| 63,006 | 48,723 | 41,607 | 4,995 | 2,121 | 13,656 | 627 | 22,923 | 11,039 | 8,639 | 1,537 | 863 | 9,501 | 2,383 | 43 |
| 175,869 | 94,344 | 77,089 | 12,833 | 4,422 | 79,592 | 1,933 | 86,552 | 25,433 | 13,421 | 3,636 | 3,426 | 50,819 | 10,250 | 44 |
| 243,071 | 195,213 | 148,054 | 41,086 | 6,073 | 45,200 | 2,658 | 644,267 | 264,506 | 201,628 | 47,412 | 15,466 | 338,290 | 41,471 | 45 |
| 13,646 | 11,964 | 9,858 | 1,608 | 498 | 1,499 | 183 | 38,479 | 16,599 | 13,798 | 1,790 | 1,011 | 19,057 | 2,323 | 46 |
| 5,373 | 5,065 | 4,095 | 569 | 401 | 715 | 98 | 12,754 | 4,609 | 3,684 | 509 | 416 | 6,673 | 1,472 | 47 |
| 24,602 | 17,850 | 12,447 | 4,610 | 793 | 6,364 | 388 | 97,747 | 37,115 | 26,553 | 8,313 | 2,249 | 55,022 | 5,610 | 48 |
| 13,056 | 11,469 | 10,655 | 246 | 563 | 1,419 | 163 | 32,454 | 17,754 | 15,997 | 386 | 1,371 | 11,699 | 3,001 | 49 |
| 7,283 | 6,452 | 5,924 | 380 | 143 | 733 | 98 | 20,594 | 8,865 | 7,335 | 629 | 901 | 9,312 | 1,857 | 50 |
| 19,482 | 17,766 | 15,397 | 1,932 | 437 | 1,596 | 120 | 35,726 | 18,958 | 15,947 | 2,360 | 651 | 15,416 | 1,352 | 51 |
| 2,113 | 1,815 | 1,435 | 344 | 36 | 271 | 27 | 8,359 | 4,696 | 4,201 | 199 | 296 | 2,863 | 800 | 52 |
| 17,054 | 15,085 | 12,264 | 2,407 | 414 | 1,741 | 223 | 18,765 | 9,285 | 7,899 | 808 | 578 | 7,477 | 2,003 | 53 |
| 33,781 | 23,016 | 21,593 | 6,001 | 422 | 5,532 | 233 | 73,390 | 29,188 | 23,088 | 4,420 | 1,680 | 39,581 | 4,621 | 54 |
| 35,959 | 28,638 | 20,766 | 862 | 7,010 | 7,118 | 203 | 51,586 | 21,536 | 16,513 | 3,761 | 1,257 | 26,627 | 3,423 | 55 |
| 70,217 | 51,093 | 33,620 | 15,979 | 1,494 | 13,212 | 912 | 254,473 | 95,901 | 66,608 | 24,237 | 5,056 | 144,063 | 14,509 | 56 |
| 24 | 22 | 19 | 3 | ----- | 2 | ----- | 12,159 | 7,190 | 7,171 | 19 | ----- | 1,642 | 3,327 | 57 |
| 1,326 | 932 | 793 | 68 | 71 | 352 | 42 | 23,437 | 5,389 | 4,379 | 370 | 640 | 20,784 | 2,314 | 58 |

STATISTICS OF POPULATION.

TABLE CIII.—Percentage of total and private families occupying owned and hired and free and encumbered homes, by states and territories arranged geographically: 1890 and 1900.

ALL HOMES.

| STATES AND TERRITORIES. | TOTAL FAMILIES: 1900. | | | | | | TOTAL FAMILIES: 1890. | | | | | | PRIVATE FAMILIES: 1900. | | | | | |
|--------------------------------|--------------------------------|--------|-----------------------------------|-------------------|---------------------------|-------------|-----------------------|-------|-------------|--------------|-----------------------|-------------------|--------------------------------|--------|-----------------------------------|-------------------|---------------------------|-------------|
| | Proprietorship of homes known. | | Unknown ownership apporportioned. | | Ownership of homes known. | | Owned homes. | | | Hired homes. | Of total owned homes. | | Proprietorship of homes known. | | Unknown ownership apporportioned. | | Ownership of homes known. | |
| | Owned. | Hired. | Owned free. | Owned encumbered. | Free. | Encumbered. | Total. | Free. | Encumbered. | | Owned free. | Owned encumbered. | Owned. | Hired. | Owned free. | Owned encumbered. | Free. | Encumbered. |
| The United States ¹ | 46.4 | 53.6 | 31.8 | 14.6 | 68.5 | 31.5 | 47.8 | 34.4 | 13.4 | 52.2 | 72.0 | 23.0 | 46.7 | 53.3 | 32.0 | 14.7 | 68.5 | 31.5 |
| North Atlantic division.. | 38.0 | 62.0 | 22.3 | 15.7 | 58.8 | 41.2 | 41.1 | 26.5 | 14.6 | 58.9 | 64.4 | 35.6 | 38.2 | 61.8 | 22.5 | 15.7 | 58.9 | 41.1 |
| Maine | 64.8 | 35.2 | 49.0 | 15.8 | 75.6 | 24.4 | 66.4 | 51.9 | 14.5 | 33.6 | 78.2 | 21.8 | 65.1 | 34.9 | 49.2 | 15.9 | 75.6 | 24.4 |
| New Hampshire..... | 53.9 | 46.1 | 39.5 | 14.4 | 73.3 | 26.7 | 55.9 | 42.8 | 13.1 | 44.1 | 76.6 | 23.4 | 54.1 | 45.9 | 39.7 | 14.4 | 73.4 | 26.6 |
| Vermont | 60.4 | 39.6 | 34.8 | 25.6 | 57.6 | 42.4 | 61.4 | 36.1 | 25.3 | 38.6 | 58.8 | 41.2 | 60.6 | 39.4 | 34.9 | 25.7 | 57.6 | 42.4 |
| Massachusetts..... | 35.0 | 65.0 | 18.8 | 16.2 | 53.8 | 46.2 | 36.5 | 22.7 | 13.8 | 63.5 | 62.2 | 37.8 | 35.2 | 64.8 | 18.9 | 16.3 | 53.8 | 46.2 |
| Rhode Island..... | 28.6 | 71.4 | 16.4 | 12.2 | 57.3 | 42.7 | 29.6 | 19.5 | 10.1 | 70.4 | 65.9 | 34.1 | 28.8 | 71.2 | 16.5 | 12.3 | 57.4 | 42.6 |
| Connecticut..... | 39.0 | 61.0 | 19.6 | 19.4 | 50.3 | 49.7 | 41.6 | 24.4 | 17.2 | 58.4 | 58.7 | 41.3 | 39.2 | 60.8 | 19.7 | 19.5 | 50.3 | 49.7 |
| New York..... | 33.2 | 66.8 | 18.1 | 15.1 | 54.5 | 45.5 | 37.6 | 22.2 | 15.4 | 62.4 | 59.0 | 41.0 | 33.3 | 66.7 | 18.2 | 15.1 | 54.6 | 45.4 |
| New Jersey..... | 34.3 | 65.7 | 16.1 | 18.2 | 46.8 | 53.2 | 35.7 | 19.3 | 16.4 | 64.3 | 54.2 | 45.8 | 34.4 | 65.6 | 16.1 | 18.3 | 46.9 | 53.1 |
| Pennsylvania..... | 41.2 | 58.8 | 26.8 | 14.4 | 65.1 | 34.9 | 43.6 | 30.7 | 12.9 | 56.4 | 70.5 | 29.5 | 41.4 | 58.6 | 27.0 | 14.4 | 65.1 | 34.9 |
| South Atlantic division.. | 40.7 | 59.3 | 33.2 | 7.5 | 81.5 | 18.5 | 39.4 | 35.8 | 3.6 | 60.6 | 90.8 | 9.2 | 40.9 | 59.1 | 33.4 | 7.5 | 81.5 | 18.5 |
| Delaware..... | 36.3 | 63.7 | 21.9 | 14.4 | 60.2 | 39.8 | 38.0 | 24.6 | 13.4 | 62.0 | 64.7 | 35.3 | 36.4 | 63.6 | 21.9 | 14.5 | 60.3 | 39.7 |
| Maryland..... | 40.0 | 60.0 | 27.3 | 12.7 | 68.4 | 31.6 | 38.2 | 27.8 | 10.4 | 61.8 | 72.9 | 27.1 | 40.1 | 59.9 | 27.4 | 12.7 | 68.4 | 31.6 |
| District of Columbia.. | 24.0 | 76.0 | 16.0 | 8.0 | 66.5 | 33.5 | 25.5 | 19.5 | 6.0 | 74.5 | 76.4 | 23.6 | 24.2 | 75.8 | 16.1 | 8.1 | 66.5 | 33.5 |
| Virginia..... | 48.8 | 51.2 | 40.7 | 8.1 | 83.4 | 16.6 | 42.7 | 41.2 | 1.5 | 57.3 | 96.5 | 3.5 | 49.1 | 50.9 | 41.0 | 8.1 | 83.5 | 16.5 |
| West Virginia..... | 54.6 | 45.4 | 45.8 | 8.8 | 84.0 | 16.0 | 56.5 | 48.2 | 8.3 | 43.5 | 85.3 | 14.7 | 54.9 | 45.1 | 46.1 | 8.8 | 84.0 | 16.0 |
| North Carolina..... | 46.6 | 53.4 | 39.2 | 7.4 | 84.1 | 15.9 | 45.1 | 42.9 | 2.2 | 54.9 | 95.1 | 4.9 | 46.8 | 53.2 | 39.3 | 7.5 | 84.1 | 15.9 |
| South Carolina..... | 30.6 | 69.4 | 24.6 | 6.0 | 80.3 | 19.7 | 28.8 | 26.6 | 2.2 | 71.2 | 92.5 | 7.5 | 30.6 | 69.4 | 24.6 | 6.0 | 80.3 | 19.7 |
| Georgia..... | 30.6 | 69.4 | 26.1 | 4.5 | 85.2 | 14.8 | 31.4 | 30.4 | 1.0 | 68.6 | 96.8 | 3.2 | 30.8 | 69.2 | 26.2 | 4.6 | 85.2 | 14.8 |
| Florida..... | 46.8 | 53.2 | 41.3 | 5.5 | 88.1 | 11.9 | 60.1 | 48.3 | 1.8 | 49.9 | 96.4 | 3.6 | 47.7 | 52.3 | 42.1 | 5.6 | 88.2 | 11.8 |
| North Central division.. | 55.7 | 44.3 | 35.3 | 20.4 | 63.4 | 36.6 | 58.0 | 36.6 | 21.4 | 42.0 | 63.1 | 36.9 | 56.0 | 44.0 | 35.5 | 20.5 | 63.3 | 36.7 |
| Ohio..... | 52.5 | 47.5 | 35.7 | 16.8 | 67.9 | 32.1 | 54.3 | 38.6 | 15.7 | 45.7 | 71.0 | 29.0 | 52.8 | 47.2 | 35.9 | 16.9 | 68.0 | 32.0 |
| Indiana..... | 56.1 | 43.9 | 37.0 | 19.1 | 65.9 | 34.1 | 57.5 | 40.4 | 17.1 | 42.5 | 70.3 | 29.7 | 56.3 | 43.7 | 37.1 | 19.2 | 65.9 | 34.1 |
| Illinois..... | 45.0 | 55.0 | 28.3 | 16.7 | 62.9 | 37.1 | 49.7 | 33.4 | 16.3 | 50.3 | 67.3 | 32.7 | 45.2 | 54.8 | 28.4 | 16.3 | 62.9 | 37.1 |
| Michigan..... | 62.3 | 37.7 | 37.3 | 25.0 | 59.9 | 40.1 | 63.1 | 37.2 | 25.9 | 36.9 | 59.0 | 41.0 | 62.5 | 37.5 | 37.4 | 25.1 | 59.3 | 40.2 |
| Wisconsin..... | 66.4 | 33.6 | 40.2 | 26.2 | 60.6 | 39.4 | 68.9 | 43.4 | 25.5 | 31.1 | 63.0 | 37.0 | 66.7 | 33.3 | 40.4 | 26.3 | 60.5 | 39.5 |
| Minnesota..... | 63.5 | 36.5 | 39.9 | 23.6 | 62.9 | 37.1 | 64.9 | 37.3 | 27.6 | 35.1 | 57.5 | 42.5 | 63.8 | 36.2 | 40.1 | 23.7 | 62.8 | 37.2 |
| Iowa..... | 60.5 | 39.5 | 35.8 | 24.7 | 59.2 | 40.8 | 63.2 | 36.4 | 26.8 | 36.8 | 57.6 | 42.4 | 60.7 | 39.3 | 35.9 | 24.8 | 59.2 | 40.8 |
| Missouri..... | 50.9 | 49.1 | 31.5 | 19.4 | 62.0 | 38.0 | 51.8 | 34.5 | 17.3 | 48.2 | 66.7 | 33.3 | 51.2 | 48.8 | 31.7 | 19.5 | 61.9 | 38.1 |
| North Dakota..... | 80.0 | 20.0 | 56.7 | 23.3 | 70.9 | 29.1 | 78.2 | 42.7 | 35.5 | 21.8 | 54.6 | 45.4 | 80.6 | 19.4 | 57.1 | 23.5 | 70.9 | 29.1 |
| South Dakota..... | 71.2 | 28.8 | 48.8 | 22.4 | 68.5 | 31.5 | 75.3 | 38.4 | 36.9 | 24.7 | 61.0 | 49.0 | 71.5 | 28.5 | 49.0 | 22.5 | 68.5 | 31.5 |
| Nebraska..... | 56.8 | 43.2 | 35.0 | 21.8 | 61.7 | 38.3 | 60.2 | 31.9 | 28.3 | 39.8 | 53.1 | 46.9 | 57.1 | 42.9 | 35.2 | 21.9 | 61.7 | 38.3 |
| Kansas..... | 59.1 | 40.9 | 33.7 | 20.4 | 65.5 | 34.5 | 61.0 | 30.6 | 30.4 | 39.0 | 50.2 | 49.8 | 59.2 | 40.8 | 38.8 | 20.4 | 65.5 | 34.5 |
| South Central division.. | 43.4 | 56.6 | 36.1 | 7.3 | 83.1 | 16.9 | 42.1 | 40.1 | 2.0 | 57.9 | 95.3 | 4.7 | 43.6 | 56.4 | 36.2 | 7.4 | 83.1 | 16.9 |
| Kentucky..... | 51.5 | 48.5 | 42.8 | 8.7 | 83.1 | 16.9 | 49.7 | 47.3 | 2.4 | 50.3 | 95.1 | 4.9 | 51.7 | 48.3 | 42.9 | 8.8 | 83.1 | 16.9 |
| Tennessee..... | 46.3 | 53.7 | 40.5 | 5.8 | 87.5 | 12.5 | 45.0 | 43.3 | 1.7 | 55.0 | 96.1 | 3.9 | 46.5 | 53.5 | 40.7 | 5.8 | 87.5 | 12.5 |
| Alabama..... | 34.4 | 65.6 | 23.3 | 6.1 | 82.2 | 17.8 | 34.6 | 33.2 | 1.4 | 65.4 | 96.0 | 4.0 | 34.6 | 65.4 | 28.4 | 6.2 | 82.2 | 17.8 |
| Mississippi..... | 34.5 | 65.5 | 26.1 | 8.4 | 75.7 | 24.3 | 32.6 | 30.3 | 2.3 | 67.4 | 93.1 | 6.9 | 34.5 | 65.5 | 26.1 | 8.4 | 75.7 | 24.3 |
| Louisiana..... | 31.4 | 68.6 | 26.4 | 5.0 | 84.2 | 15.8 | 29.6 | 28.4 | 1.2 | 70.4 | 96.1 | 3.9 | 31.5 | 68.5 | 26.5 | 5.0 | 84.2 | 15.8 |
| Texas..... | 46.5 | 53.5 | 37.1 | 9.4 | 79.7 | 20.3 | 46.2 | 43.8 | 2.4 | 53.8 | 94.8 | 5.2 | 46.7 | 53.3 | 37.2 | 9.5 | 79.6 | 20.4 |
| Indian Territory..... | 34.0 | 66.0 | 33.1 | 0.9 | 97.4 | 2.6 | | | | | 33.9 | 66.1 | 33.1 | 0.8 | 97.5 | 2.5 | | |
| Oklahoma..... | 71.8 | 28.2 | 63.5 | 8.3 | 88.4 | 11.6 | 86.9 | 86.9 | | 13.1 | 100.0 | | 72.1 | 27.9 | 68.8 | 8.3 | 88.5 | 11.5 |
| Arkansas..... | 47.7 | 52.3 | 40.7 | 7.0 | 85.3 | 14.7 | 47.4 | 45.2 | 2.2 | 52.6 | 95.5 | 4.5 | 47.9 | 52.1 | 40.9 | 7.0 | 85.3 | 14.7 |
| Western division..... | 53.4 | 46.6 | 42.7 | 10.7 | 79.9 | 20.1 | 54.2 | 43.3 | 10.9 | 45.8 | 79.9 | 20.1 | 54.5 | 45.5 | 43.5 | 11.0 | 79.8 | 20.2 |
| Montana..... | 56.6 | 43.4 | 49.5 | 7.1 | 87.5 | 12.5 | 53.7 | 46.4 | 7.3 | 46.3 | 86.4 | 13.6 | 58.2 | 41.8 | 50.9 | 7.3 | 87.4 | 12.6 |
| Wyoming..... | 55.2 | 44.8 | 48.5 | 6.7 | 87.9 | 12.1 | 50.4 | 43.7 | 6.7 | 49.6 | 86.7 | 13.3 | 56.7 | 43.3 | 49.8 | 6.9 | 87.8 | 12.2 |
| Colorado..... | 46.6 | 53.4 | 35.1 | 11.5 | 75.2 | 24.8 | 49.4 | 37.7 | 11.7 | 50.6 | 76.3 | 23.7 | 47.2 | 52.8 | 35.5 | 11.7 | 75.1 | 24.9 |
| New Mexico..... | 68.5 | 31.5 | 66.9 | 1.6 | 97.6 | 2.4 | 69.5 | 67.5 | 2.0 | 30.5 | 97.1 | 2.9 | 69.0 | 31.0 | 67.4 | 1.6 | 97.7 | 2.3 |
| Arizona..... | 57.5 | 42.5 | 53.4 | 4.1 | 92.9 | 7.1 | 50.8 | 48.2 | 2.6 | 49.2 | 94.9 | 5.1 | 59.2 | 40.8 | 55.0 | 4.2 | 92.9 | 7.1 |
| Utah..... | 67.8 | 32.2 | 59.6 | 8.2 | 88.0 | 12.0 | 69.8 | 64.7 | 5.1 | 30.2 | 92.7 | 7.3 | 68.3 | 31.7 | 60.1 | 8.2 | 88.0 | 12.0 |
| Nevada..... | 66.2 | 33.8 | 60.4 | 5.8 | 91.2 | 8.8 | 60.2 | 56.2 | 4.0 | 39.8 | 93.3 | 6.7 | 67.5 | 32.5 | 61.6 | 5.9 | 91.2 | 8.8 |
| Idaho..... | 71.6 | 28.4 | 61.8 | 9.8 | 86.4 | 13.6 | 71.8 | 63.6 | 8.2 | 28.2 | 88.6 | 11.4 | 72.6 | 27.4 | 62.6 | 10.0 | 86.2 | 13.8 |
| Washington..... | 54.5 | 45.5 | 44.2 | 10.3 | 81.2 | 18.8 | 54.3 | 41.6 | 12.7 | 45.7 | 76.6 | 23.4 | 55.9 | 44.1 | 45.3 | 10.6 | 81.1 | 18.9 |
| Oregon..... | 58.7 | 41.3 | 45.6 | 13.1 | 77.7 | 22.3 | 61.8 | 46.1 | 15.7 | 38.2 | 74.6 | 25.4 | 59.8 | 40.2 | 46.4 | 13.4 | 77.6 | 22.4 |
| California..... | 46.3 | 53.7 | 33.1 | 13.2 | 71.5 | 28.5 | 48.0 | 35.4 | 12.6 | 52.0 | 73.8 | 26.2 | 47.5 | 52.5 | 33.9 | 13.6 | 71.4 | 28.6 |
| Alaska..... | 80.8 | 19.2 | 80.5 | 0.3 | 99.7 | 0.3 | | | | | | | 81.4 | 18.6 | 81.2 | 0.2 | 99.7 | 0.3 |
| Hawaii..... | 19.2 | 80.8 | 17.7 | 1.5 | 92.3 | 7.7 | | | | | | | 23.1 | 76.9 | 21.3 | 1.8 | 92.2 | 7.8 |

¹ Includes in 1900 families represented by persons in the military and naval service of the United States (including civilian employees, etc.) stationed abroad, not credited to any state or territory.
² For the mainland of the United States, 46.5 per cent.
³ For the mainland of the United States, 53.5 per cent.
⁴ For the mainland of the United States, 14.7 per cent.
⁵ For the mainland of the United States, 68.4 per cent.
⁶ For the mainland of the United States, 31.6 per cent.

PROPRIETORSHIP OF HOMES.

cxix

TABLE CIII.—Percentage of total and private families occupying owned and hired and free and encumbered homes, by states and territories arranged geographically: 1890 and 1900—Continued.

FARM HOMES.

| STATES AND TERRITORIES. | TOTAL FAMILIES: 1900. | | | | | | TOTAL FAMILIES: 1890. | | | | | | PRIVATE FAMILIES: 1900. | | | | | |
|----------------------------------|--------------------------------|--------|--------------------------------|-------------------|---------------------------|-------------|-----------------------|-------|-------------|--------------|-----------------------|-------------------|--------------------------------|--------|--------------------------------|-------------------|---------------------------|-------------|
| | Proprietorship of homes known. | | Unknown ownership apportioned. | | Ownership of homes known. | | Owned homes. | | | Hired homes. | Of total owned homes. | | Proprietorship of homes known. | | Unknown ownership apportioned. | | Ownership of homes known. | |
| | Owued. | Hired. | Owued free. | Owued encumbered. | Free. | Encumbered. | Total. | Free. | Encumbered. | | Owued free. | Owued encumbered. | Owued. | Hired. | Owued free. | Owued encumbered. | Free. | Encumbered. |
| The United States ¹ . | 64.4 | 35.6 | 44.4 | 20.0 | 68.9 | 31.1 | 65.9 | 47.3 | 18.6 | 34.1 | 71.8 | 28.2 | 64.4 | 35.6 | 44.4 | 20.0 | 68.9 | 31.1 |
| North Atlantic division. | 78.2 | 21.8 | 48.2 | 30.0 | 61.7 | 38.3 | 78.5 | 51.6 | 26.9 | 21.5 | 65.8 | 34.2 | 78.2 | 21.8 | 48.2 | 30.0 | 61.7 | 38.3 |
| Maine..... | 94.4 | 5.6 | 69.2 | 25.2 | 73.3 | 26.7 | 92.4 | 72.0 | 20.4 | 7.6 | 77.9 | 22.1 | 94.5 | 5.5 | 69.3 | 25.2 | 73.3 | 26.7 |
| New Hampshire..... | 90.7 | 9.3 | 67.6 | 23.1 | 74.5 | 25.5 | 89.1 | 69.7 | 19.4 | 10.9 | 78.2 | 21.8 | 90.7 | 9.3 | 67.6 | 23.1 | 74.5 | 25.5 |
| Vermont..... | 83.6 | 16.4 | 44.4 | 39.2 | 53.1 | 46.9 | 82.4 | 45.9 | 36.5 | 17.6 | 55.7 | 44.3 | 83.6 | 16.4 | 44.4 | 39.2 | 53.1 | 46.9 |
| Massachusetts..... | 87.6 | 12.4 | 53.8 | 33.8 | 61.4 | 38.6 | 84.9 | 59.1 | 25.8 | 15.1 | 69.5 | 30.5 | 87.8 | 12.2 | 53.9 | 33.9 | 61.4 | 38.6 |
| Rhode Island..... | 75.8 | 24.2 | 55.3 | 20.5 | 72.9 | 27.1 | 75.0 | 60.7 | 14.3 | 25.0 | 80.9 | 19.1 | 75.9 | 24.1 | 55.3 | 20.6 | 72.9 | 27.1 |
| Connecticut..... | 86.0 | 14.0 | 51.0 | 35.0 | 59.3 | 40.7 | 82.3 | 56.7 | 25.6 | 17.7 | 68.9 | 31.1 | 86.1 | 13.9 | 51.1 | 35.0 | 59.3 | 40.7 |
| New York..... | 75.6 | 24.4 | 40.6 | 35.0 | 53.7 | 46.3 | 77.1 | 43.0 | 34.1 | 22.9 | 55.8 | 44.2 | 75.6 | 24.4 | 40.6 | 35.0 | 53.7 | 46.3 |
| New Jersey..... | 68.9 | 31.1 | 33.1 | 35.8 | 48.1 | 51.9 | 67.9 | 34.7 | 33.2 | 32.1 | 51.1 | 48.9 | 68.9 | 31.1 | 33.2 | 35.7 | 48.1 | 51.9 |
| Pennsylvania..... | 73.3 | 26.7 | 49.6 | 23.7 | 67.7 | 32.3 | 74.2 | 53.9 | 20.3 | 23.8 | 72.6 | 27.4 | 73.3 | 26.7 | 49.6 | 23.7 | 67.7 | 32.3 |
| South Atlantic division. | 55.2 | 44.8 | 45.9 | 9.3 | 83.2 | 16.8 | 54.2 | 50.2 | 4.0 | 45.8 | 92.6 | 7.4 | 55.2 | 44.8 | 45.9 | 9.3 | 83.2 | 16.8 |
| Delaware..... | 49.2 | 50.8 | 31.2 | 18.0 | 63.5 | 36.5 | 50.6 | 35.7 | 14.9 | 49.4 | 70.6 | 29.4 | 49.2 | 50.8 | 31.2 | 18.0 | 63.5 | 36.5 |
| Maryland..... | 65.4 | 34.6 | 41.4 | 24.0 | 63.2 | 36.8 | 62.8 | 43.9 | 18.9 | 37.2 | 70.0 | 30.0 | 65.4 | 34.6 | 41.3 | 24.1 | 63.2 | 36.8 |
| District of Columbia..... | 56.6 | 43.4 | 45.9 | 10.7 | 81.0 | 19.0 | 62.5 | 59.9 | 2.6 | 37.5 | 95.9 | 4.1 | 56.3 | 43.7 | 45.6 | 10.7 | 81.1 | 18.9 |
| Virginia..... | 68.4 | 31.6 | 58.4 | 10.0 | 85.3 | 14.7 | 61.9 | 60.0 | 1.9 | 38.1 | 96.8 | 3.2 | 68.4 | 31.6 | 58.4 | 10.0 | 85.3 | 14.7 |
| West Virginia..... | 75.6 | 24.4 | 64.9 | 10.7 | 85.9 | 14.1 | 73.6 | 64.0 | 9.6 | 26.4 | 87.0 | 13.0 | 75.6 | 24.4 | 64.9 | 10.7 | 85.9 | 14.1 |
| North Carolina..... | 57.9 | 42.1 | 48.8 | 9.1 | 84.2 | 15.8 | 58.3 | 55.4 | 2.9 | 41.7 | 95.1 | 4.9 | 57.9 | 42.1 | 48.7 | 9.2 | 84.2 | 15.8 |
| South Carolina..... | 38.5 | 61.5 | 30.6 | 7.9 | 79.4 | 20.6 | 38.5 | 35.4 | 3.1 | 61.5 | 92.0 | 8.0 | 38.5 | 61.5 | 30.6 | 7.9 | 79.4 | 20.6 |
| Georgia..... | 40.3 | 59.7 | 34.4 | 5.9 | 85.3 | 14.7 | 41.9 | 40.5 | 1.4 | 58.1 | 96.6 | 3.4 | 40.3 | 59.7 | 34.4 | 5.9 | 85.3 | 14.7 |
| Florida..... | 70.7 | 29.3 | 63.4 | 7.3 | 89.7 | 10.3 | 65.2 | 63.3 | 1.9 | 34.8 | 97.1 | 2.9 | 70.7 | 29.3 | 63.4 | 7.3 | 89.7 | 10.3 |
| North Central division. | 72.3 | 27.7 | 42.2 | 30.1 | 58.3 | 41.7 | 73.5 | 42.3 | 31.2 | 26.5 | 57.5 | 42.5 | 72.3 | 27.7 | 42.2 | 30.1 | 58.3 | 41.7 |
| Ohio..... | 72.6 | 27.4 | 51.0 | 21.6 | 70.3 | 29.7 | 72.7 | 51.7 | 21.0 | 27.3 | 71.1 | 28.9 | 72.6 | 27.4 | 51.0 | 21.6 | 70.2 | 29.8 |
| Indiana..... | 71.3 | 28.7 | 45.3 | 26.0 | 63.5 | 36.5 | 70.8 | 47.4 | 23.4 | 29.2 | 66.9 | 33.1 | 71.4 | 28.6 | 45.3 | 26.1 | 63.5 | 36.5 |
| Illinois..... | 60.9 | 39.1 | 37.0 | 23.9 | 60.7 | 39.3 | 63.3 | 40.1 | 23.2 | 36.7 | 63.3 | 36.7 | 60.9 | 39.1 | 37.0 | 23.9 | 60.7 | 39.3 |
| Michigan..... | 83.6 | 16.4 | 48.3 | 40.3 | 51.7 | 48.3 | 83.0 | 42.0 | 41.0 | 17.0 | 50.6 | 49.4 | 83.6 | 16.4 | 48.2 | 40.4 | 51.7 | 48.3 |
| Wisconsin..... | 86.7 | 13.3 | 47.0 | 39.7 | 54.2 | 45.8 | 86.9 | 49.7 | 37.2 | 13.1 | 57.1 | 42.9 | 86.7 | 13.3 | 47.0 | 39.7 | 54.2 | 45.8 |
| Minnesota..... | 83.0 | 17.0 | 45.8 | 37.2 | 55.2 | 44.8 | 84.7 | 45.4 | 39.3 | 15.3 | 53.6 | 46.4 | 83.1 | 16.9 | 45.9 | 37.2 | 55.2 | 44.8 |
| Iowa..... | 66.1 | 33.9 | 31.0 | 35.1 | 47.0 | 53.0 | 70.4 | 32.9 | 37.5 | 29.6 | 46.7 | 53.3 | 66.1 | 33.9 | 31.0 | 35.1 | 47.0 | 53.0 |
| Missouri..... | 69.2 | 30.8 | 39.9 | 29.3 | 57.6 | 42.4 | 69.0 | 43.9 | 25.1 | 31.0 | 63.6 | 36.4 | 69.2 | 30.8 | 39.9 | 29.3 | 57.6 | 42.4 |
| North Dakota..... | 90.5 | 9.5 | 62.1 | 28.4 | 68.6 | 31.4 | 90.1 | 46.2 | 43.9 | 9.9 | 51.3 | 48.7 | 90.5 | 9.5 | 62.1 | 28.4 | 68.6 | 31.4 |
| South Dakota..... | 78.0 | 22.0 | 49.4 | 28.6 | 63.3 | 36.7 | 83.8 | 39.9 | 43.9 | 16.2 | 47.6 | 52.4 | 78.0 | 22.0 | 49.3 | 28.7 | 63.3 | 36.7 |
| Nebraska..... | 64.2 | 35.8 | 35.1 | 29.1 | 54.6 | 45.4 | 73.0 | 35.0 | 38.0 | 27.0 | 48.0 | 52.0 | 64.2 | 35.8 | 35.1 | 29.1 | 54.6 | 45.4 |
| Kansas..... | 65.7 | 34.3 | 38.3 | 27.4 | 58.2 | 41.8 | 69.0 | 30.7 | 38.3 | 31.0 | 44.5 | 55.5 | 65.7 | 34.3 | 38.3 | 27.4 | 58.2 | 41.8 |
| South Central division. | 51.2 | 48.8 | 42.3 | 8.9 | 82.5 | 17.5 | 51.7 | 49.3 | 2.4 | 48.3 | 95.4 | 4.6 | 51.2 | 48.8 | 42.3 | 8.9 | 82.5 | 17.5 |
| Kentucky..... | 66.4 | 33.6 | 56.3 | 10.1 | 84.8 | 15.2 | 65.3 | 62.6 | 2.7 | 34.7 | 95.9 | 4.1 | 66.4 | 33.6 | 56.3 | 10.1 | 84.8 | 15.2 |
| Tennessee..... | 59.2 | 40.8 | 52.4 | 6.8 | 88.5 | 11.5 | 58.1 | 56.2 | 1.9 | 41.9 | 96.8 | 3.2 | 59.2 | 40.8 | 52.4 | 6.8 | 88.5 | 11.5 |
| Alabama..... | 42.5 | 57.5 | 34.3 | 8.2 | 80.8 | 19.2 | 43.2 | 41.3 | 1.9 | 56.8 | 95.6 | 4.4 | 42.5 | 57.5 | 34.3 | 8.2 | 80.8 | 19.2 |
| Mississippi..... | 36.5 | 63.5 | 26.6 | 9.9 | 72.9 | 27.1 | 37.7 | 34.8 | 2.9 | 62.3 | 92.3 | 7.7 | 36.5 | 63.5 | 26.6 | 9.9 | 72.9 | 27.1 |
| Louisiana..... | 41.8 | 58.2 | 34.4 | 7.4 | 82.3 | 17.7 | 44.5 | 42.7 | 1.8 | 55.5 | 96.0 | 4.0 | 41.8 | 58.2 | 34.4 | 7.4 | 82.3 | 17.7 |
| Texas..... | 50.6 | 49.4 | 38.7 | 11.9 | 76.6 | 23.4 | 50.8 | 47.9 | 2.9 | 49.2 | 94.3 | 5.7 | 50.6 | 49.4 | 38.7 | 11.9 | 76.6 | 23.4 |
| Indian Territory..... | 25.5 | 74.5 | 25.3 | 0.2 | 99.1 | 0.9 | ----- | ----- | ----- | ----- | ----- | ----- | 25.5 | 74.5 | 25.3 | 0.2 | 99.1 | 0.9 |
| Oklahoma..... | 78.1 | 21.9 | 69.7 | 8.4 | 89.3 | 10.7 | 95.0 | 95.0 | ----- | 5.0 | 100.0 | ----- | 78.1 | 21.9 | 69.7 | 8.4 | 89.3 | 10.7 |
| Arkansas..... | 54.2 | 45.8 | 46.5 | 7.7 | 85.7 | 14.3 | 53.9 | 51.7 | 2.2 | 46.1 | 95.8 | 4.2 | 54.2 | 45.8 | 46.5 | 7.7 | 85.7 | 14.3 |
| Western division. | 81.0 | 19.0 | 63.4 | 17.6 | 78.3 | 21.7 | 81.1 | 62.4 | 18.7 | 18.9 | 76.9 | 23.1 | 81.2 | 18.8 | 63.6 | 17.6 | 78.3 | 21.7 |
| Montana..... | 88.6 | 11.4 | 76.2 | 12.4 | 86.0 | 14.0 | 86.6 | 73.1 | 13.5 | 13.4 | 84.4 | 15.6 | 88.9 | 11.1 | 76.4 | 12.5 | 86.0 | 14.0 |
| Wyoming..... | 87.4 | 12.6 | 76.7 | 10.7 | 87.8 | 12.2 | 79.1 | 68.8 | 10.3 | 20.9 | 86.9 | 13.1 | 87.6 | 12.4 | 76.9 | 10.7 | 87.8 | 12.2 |
| Colorado..... | 73.7 | 26.3 | 53.8 | 19.9 | 73.0 | 27.0 | 80.4 | 59.9 | 20.5 | 19.6 | 74.5 | 25.5 | 73.7 | 26.3 | 53.8 | 19.9 | 73.0 | 27.0 |
| New Mexico..... | 88.9 | 11.1 | 86.9 | 2.0 | 97.7 | 2.3 | 88.2 | 85.6 | 2.6 | 11.8 | 97.0 | 3.0 | 89.0 | 11.0 | 87.0 | 2.0 | 97.7 | 2.3 |
| Arizona..... | 89.5 | 10.5 | 84.1 | 5.4 | 94.0 | 6.0 | 80.1 | 74.6 | 5.5 | 19.9 | 93.2 | 6.8 | 89.8 | 10.2 | 84.4 | 5.4 | 94.0 | 6.0 |
| Utah..... | 91.7 | 8.3 | 81.4 | 10.3 | 88.8 | 11.2 | 90.6 | 85.6 | 5.0 | 9.4 | 94.5 | 5.5 | 91.8 | 8.2 | 81.5 | 10.3 | 88.9 | 11.1 |
| Nevada..... | 86.8 | 13.2 | 70.1 | 16.7 | 80.8 | 19.2 | 83.9 | 69.5 | 14.4 | 16.1 | 82.3 | 17.2 | 87.0 | 13.0 | 70.2 | 16.8 | 80.7 | 19.3 |
| Idaho..... | 89.6 | 10.4 | 74.9 | 14.7 | 83.6 | 16.4 | 88.6 | 74.1 | 14.5 | 11.4 | 83.7 | 16.3 | 89.7 | 10.3 | 75.0 | 14.7 | 83.6 | 16.4 |
| Washington..... | 83.4 | 16.6 | 65.3 | 18.1 | 78.3 | 21.7 | 81.6 | 59.8 | 21.8 | 18.4 | 73.2 | 26.8 | 83.5 | 16.5 | 65.3 | 18.2 | 78.3 | 21.7 |
| Oregon..... | 80.0 | 20.0 | 59.8 | 20.2 | 74.8 | 25.2 | 81.4 | 62.4 | 19.0 | 18.6 | 76.6 | 23.4 | 80.1 | 19.9 | 59.9 | 20.2 | 74.8 | 25.2 |
| California..... | 73.3 | 26.7 | 49.7 | 23.6 | 67.8 | 32.2 | 76.1 | 51.4 | 24.7 | 23.9 | 67.5 | 32.5 | 73.7 | 26.3 | 50.0 | 23.7 | 67.8 | 32.2 |
| Alaska..... | 92.6 | 7.4 | 77.8 | 14.8 | 84.0 | 16.0 | ----- | ----- | ----- | ----- | ----- | ----- | 91.7 | 8.3 | 79.2 | 12.5 | 86.4 | 13.6 |
| Hawaii..... | 69.9 | 30.1 | 64.4 | 5.5 | 92.2 | 7.8 | ----- | ----- | ----- | ----- | ----- | ----- | 72.5 | 27.5 | 66.8 | 5.7 | 92.1 | 7.9 |

¹Includes in 1900 families represented by persons in the military and naval service of the United States (including civilian employees, etc.) stationed abroad, not credited to any state or territory.

STATISTICS OF POPULATION.

TABLE CIII.—Percentage of total and private families occupying owned and hired and free and encumbered homes, by states and territories arranged geographically: 1890 and 1900—Continued.

OTHER HOMES.

| STATES AND TERRITORIES. | TOTAL FAMILIES: 1900. | | | | | | TOTAL FAMILIES: 1890. | | | | | | PRIVATE FAMILIES: 1900. | | | | | |
|--------------------------------|--------------------------------|--------|--------------------------------|-------------------|---------------------------|-------------------|-----------------------|-------|-------------|--------------|-----------------------|-------------------|--------------------------------|--------|--------------------------------|-------------------|---------------------------|-------------------|
| | Proprietorship of homes known. | | Unknown ownership apportioned. | | Ownership of homes known. | | Owned homes. | | | Hired homes. | Of total owned homes. | | Proprietorship of homes known. | | Unknown ownership apportioned. | | Ownership of homes known. | |
| | Owned. | Hired. | Owned free. | Owned encumbered. | Free. | Encumbered. | Total. | Free. | Encumbered. | | Owned free. | Owned encumbered. | Owned. | Hired. | Owned free. | Owned encumbered. | Free. | Encumbered. |
| | | | | | | | | | | | | | | | | | | |
| The United States ¹ | 36.3 | 63.7 | ² 24.7 | ³ 11.6 | ⁴ 68.1 | ⁵ 31.9 | 36.9 | 26.7 | 10.2 | 63.1 | 72.3 | 27.7 | 36.5 | 63.5 | 24.8 | 11.7 | ⁴ 68.1 | ⁵ 31.9 |
| North Atlantic division | 31.0 | 69.0 | 17.8 | 13.2 | 57.5 | 42.5 | 33.0 | 21.0 | 12.0 | 67.0 | 63.7 | 36.3 | 31.1 | 68.9 | 17.9 | 13.2 | 57.6 | 42.4 |
| Maine | 48.4 | 51.6 | 37.8 | 10.6 | 78.1 | 21.9 | 48.0 | 37.8 | 10.2 | 52.0 | 78.7 | 21.3 | 48.6 | 51.4 | 38.0 | 10.6 | 78.1 | 21.9 |
| New Hampshire | 38.4 | 61.6 | 27.7 | 10.7 | 72.1 | 27.9 | 39.3 | 29.3 | 10.0 | 60.7 | 74.7 | 25.3 | 38.5 | 61.5 | 27.8 | 10.7 | 72.2 | 27.8 |
| Vermont | 44.3 | 55.7 | 28.2 | 16.1 | 63.6 | 36.4 | 45.6 | 28.8 | 16.8 | 54.4 | 63.1 | 36.9 | 44.4 | 55.6 | 28.3 | 16.1 | 63.7 | 36.3 |
| Massachusetts | 31.6 | 68.4 | 16.6 | 15.0 | 52.4 | 47.6 | 32.7 | 19.8 | 12.9 | 67.3 | 60.7 | 39.3 | 31.7 | 68.3 | 16.6 | 15.1 | 52.4 | 47.6 |
| Rhode Island | 25.6 | 74.4 | 13.9 | 11.7 | 54.4 | 45.6 | 26.0 | 16.2 | 9.8 | 74.0 | 62.4 | 37.6 | 25.7 | 74.3 | 14.0 | 11.7 | 54.5 | 45.5 |
| Connecticut | 31.8 | 68.2 | 14.8 | 17.0 | 46.5 | 53.5 | 33.9 | 18.3 | 15.6 | 66.1 | 53.9 | 46.1 | 31.9 | 68.1 | 14.8 | 17.1 | 46.5 | 53.5 |
| New York | 26.2 | 73.8 | 14.4 | 11.8 | 54.9 | 45.1 | 29.3 | 17.8 | 11.5 | 70.7 | 60.8 | 39.2 | 26.2 | 73.8 | 14.4 | 11.8 | 55.0 | 45.0 |
| New Jersey | 31.0 | 69.0 | 14.4 | 16.6 | 46.6 | 53.4 | 31.9 | 17.5 | 14.4 | 68.1 | 54.9 | 45.1 | 31.0 | 69.0 | 14.5 | 16.5 | 46.7 | 53.3 |
| Pennsylvania | 34.4 | 65.6 | 22.0 | 12.4 | 63.9 | 36.1 | 35.9 | 24.9 | 11.0 | 64.1 | 69.4 | 30.6 | 34.5 | 65.5 | 22.1 | 12.4 | 63.9 | 36.1 |
| South Atlantic division | 27.5 | 72.5 | 21.5 | 6.0 | 78.2 | 21.8 | 26.9 | 23.6 | 3.3 | 73.1 | 87.8 | 12.2 | 27.6 | 72.4 | 21.6 | 6.0 | 78.2 | 21.8 |
| Delaware | 32.0 | 68.0 | 18.7 | 13.3 | 58.5 | 41.5 | 33.3 | 20.4 | 12.9 | 66.7 | 61.3 | 38.7 | 32.0 | 68.0 | 18.7 | 13.3 | 58.6 | 41.4 |
| Maryland | 33.4 | 66.6 | 23.7 | 9.7 | 70.9 | 29.1 | 31.9 | 23.7 | 8.2 | 68.1 | 74.4 | 25.6 | 33.6 | 66.4 | 23.8 | 9.8 | 71.0 | 29.0 |
| District of Columbia | 23.8 | 76.2 | 15.8 | 8.0 | 66.4 | 33.6 | 25.2 | 19.2 | 6.0 | 74.8 | 76.0 | 24.0 | 24.0 | 76.0 | 15.9 | 8.1 | 66.3 | 33.7 |
| Virginia | 30.5 | 69.5 | 21.4 | 9.1 | 79.2 | 20.8 | 27.9 | 26.8 | 1.1 | 72.1 | 95.9 | 4.1 | 30.7 | 69.3 | 24.3 | 6.4 | 79.2 | 20.8 |
| West Virginia | 32.0 | 68.0 | 25.2 | 6.8 | 78.3 | 21.2 | 36.3 | 29.4 | 6.9 | 63.7 | 81.1 | 18.9 | 32.2 | 67.8 | 25.4 | 6.8 | 78.9 | 21.1 |
| North Carolina | 27.7 | 72.3 | 23.2 | 4.5 | 83.6 | 16.4 | 25.8 | 24.5 | 1.3 | 74.2 | 95.1 | 4.9 | 27.8 | 72.2 | 23.2 | 4.6 | 83.6 | 16.4 |
| South Carolina | 18.6 | 81.4 | 15.5 | 3.1 | 83.3 | 16.7 | 17.9 | 16.8 | 1.1 | 82.1 | 93.6 | 6.4 | 18.7 | 81.3 | 15.6 | 3.1 | 83.3 | 16.7 |
| Georgia | 20.3 | 79.7 | 17.3 | 3.0 | 85.0 | 15.0 | 21.0 | 20.4 | 0.6 | 79.0 | 97.2 | 2.8 | 20.5 | 79.5 | 17.4 | 3.1 | 85.0 | 15.0 |
| Florida | 32.9 | 67.1 | 23.3 | 4.6 | 86.1 | 13.9 | 37.5 | 35.8 | 1.7 | 62.5 | 95.4 | 4.6 | 33.6 | 66.4 | 23.9 | 4.7 | 86.1 | 13.9 |
| North Central division | 45.2 | 54.8 | 31.0 | 14.2 | 68.6 | 31.4 | 46.3 | 32.3 | 14.0 | 53.7 | 69.8 | 30.2 | 45.4 | 54.6 | 31.1 | 14.3 | 68.6 | 31.4 |
| Ohio | 43.8 | 56.2 | 29.1 | 14.7 | 66.3 | 33.7 | 45.4 | 32.2 | 13.2 | 54.6 | 71.0 | 29.0 | 44.1 | 55.9 | 29.2 | 14.9 | 66.3 | 33.7 |
| Indiana | 46.2 | 53.8 | 31.5 | 14.7 | 68.3 | 31.7 | 47.2 | 35.0 | 12.2 | 52.8 | 74.3 | 25.7 | 46.4 | 53.6 | 31.7 | 14.7 | 68.3 | 31.7 |
| Illinois | 39.5 | 60.5 | 25.3 | 14.2 | 64.0 | 36.0 | 43.1 | 30.2 | 12.9 | 56.9 | 70.2 | 29.8 | 39.7 | 60.3 | 25.4 | 14.3 | 64.0 | 36.0 |
| Michigan | 49.4 | 50.6 | 33.8 | 15.6 | 68.4 | 31.6 | 50.5 | 34.2 | 16.3 | 49.5 | 67.7 | 32.3 | 49.6 | 50.4 | 33.9 | 15.7 | 68.4 | 31.6 |
| Wisconsin | 52.6 | 47.4 | 35.7 | 16.9 | 67.9 | 32.1 | 54.5 | 33.4 | 16.1 | 45.5 | 70.5 | 29.5 | 52.8 | 47.2 | 35.8 | 17.0 | 68.0 | 32.0 |
| Minnesota | 47.0 | 53.0 | 35.0 | 12.0 | 74.4 | 25.6 | 47.0 | 30.1 | 16.9 | 53.0 | 63.9 | 36.1 | 47.2 | 52.8 | 35.2 | 12.0 | 74.5 | 25.5 |
| Iowa | 55.5 | 44.5 | 40.2 | 15.3 | 72.4 | 27.6 | 55.0 | 40.3 | 14.7 | 45.0 | 73.2 | 26.8 | 55.7 | 44.3 | 40.4 | 15.3 | 72.5 | 27.5 |
| Missouri | 36.3 | 63.7 | 24.9 | 11.4 | 68.7 | 31.3 | 36.3 | 26.2 | 10.1 | 63.7 | 72.1 | 27.9 | 36.6 | 63.4 | 25.1 | 11.5 | 68.7 | 31.3 |
| North Dakota | 55.1 | 44.9 | 44.2 | 10.9 | 80.2 | 19.8 | 45.3 | 32.8 | 12.5 | 54.7 | 72.3 | 27.7 | 55.7 | 44.3 | 45.0 | 10.7 | 80.7 | 19.3 |
| South Dakota | 59.2 | 40.8 | 47.9 | 11.3 | 80.9 | 19.1 | 54.9 | 34.7 | 20.2 | 45.1 | 63.2 | 36.8 | 59.6 | 40.4 | 48.4 | 11.2 | 81.2 | 18.8 |
| Nebraska | 48.0 | 52.0 | 35.1 | 12.9 | 73.0 | 27.0 | 43.9 | 28.0 | 15.9 | 56.1 | 63.8 | 36.2 | 48.5 | 51.5 | 35.5 | 13.0 | 73.1 | 26.9 |
| Kansas | 51.6 | 48.4 | 39.3 | 12.3 | 76.1 | 23.9 | 50.2 | 30.5 | 19.7 | 49.8 | 60.8 | 39.2 | 51.8 | 48.2 | 39.5 | 12.3 | 76.2 | 23.8 |
| South Central division | 31.7 | 68.3 | 26.8 | 4.9 | 84.5 | 15.5 | 29.2 | 27.8 | 1.4 | 70.8 | 95.1 | 4.9 | 31.9 | 68.1 | 27.0 | 4.9 | 84.5 | 15.5 |
| Kentucky | 33.5 | 66.5 | 26.3 | 7.2 | 78.6 | 21.4 | 32.0 | 29.8 | 2.2 | 68.0 | 93.2 | 6.8 | 33.6 | 66.4 | 26.4 | 7.2 | 78.6 | 21.4 |
| Tennessee | 28.7 | 71.3 | 24.2 | 4.5 | 84.4 | 15.6 | 29.0 | 27.4 | 1.6 | 71.0 | 94.5 | 5.5 | 28.9 | 71.1 | 24.4 | 4.5 | 84.4 | 15.6 |
| Alabama | 22.1 | 77.9 | 19.1 | 3.0 | 86.6 | 13.4 | 22.9 | 22.2 | 0.7 | 77.1 | 97.0 | 3.0 | 22.3 | 77.7 | 19.3 | 3.0 | 86.6 | 13.4 |
| Mississippi | 29.0 | 71.0 | 24.9 | 4.1 | 86.0 | 14.0 | 22.3 | 21.3 | 1.0 | 77.7 | 95.7 | 4.3 | 29.1 | 70.9 | 25.0 | 4.1 | 85.9 | 14.1 |
| Louisiana | 23.7 | 76.3 | 20.6 | 3.1 | 86.7 | 13.3 | 20.7 | 19.9 | 0.8 | 79.3 | 96.2 | 3.8 | 23.8 | 76.2 | 20.6 | 3.2 | 86.7 | 13.3 |
| Texas | 40.4 | 59.6 | 34.6 | 5.8 | 85.7 | 14.3 | 39.1 | 37.5 | 1.6 | 60.9 | 95.7 | 4.3 | 40.6 | 59.4 | 34.8 | 5.8 | 85.7 | 14.3 |
| Indian Territory | 49.1 | 50.9 | 47.1 | 2.0 | 95.9 | 4.1 | ----- | ----- | ----- | ----- | ----- | ----- | 49.3 | 50.7 | 47.3 | 2.0 | 96.0 | 4.0 |
| Oklahoma | 53.2 | 46.8 | 45.1 | 8.1 | 84.7 | 15.3 | 68.5 | 68.5 | ----- | 31.5 | 100.0 | ----- | 53.7 | 46.3 | 45.6 | 8.1 | 84.9 | 15.1 |
| Arkansas | 33.2 | 66.8 | 27.7 | 5.5 | 83.5 | 16.5 | 32.9 | 31.0 | 1.9 | 67.1 | 94.2 | 5.8 | 33.4 | 66.6 | 27.9 | 5.5 | 83.5 | 16.5 |
| Western division | 42.9 | 57.1 | 34.8 | 8.1 | 81.1 | 18.9 | 44.1 | 36.1 | 8.0 | 55.9 | 82.0 | 18.0 | 43.9 | 56.1 | 35.5 | 8.4 | 81.0 | 19.0 |
| Montana | 45.2 | 54.8 | 40.0 | 5.2 | 88.6 | 11.4 | 43.7 | 38.3 | 5.4 | 56.3 | 87.7 | 12.3 | 46.6 | 53.4 | 41.2 | 5.4 | 88.5 | 11.5 |
| Wyoming | 39.9 | 60.1 | 35.1 | 4.8 | 87.9 | 12.1 | 38.5 | 33.3 | 5.2 | 61.5 | 86.4 | 13.6 | 40.9 | 59.1 | 29.9 | 11.0 | 87.9 | 12.1 |
| Colorado | 39.7 | 60.3 | 30.3 | 9.4 | 76.3 | 23.7 | 40.3 | 31.2 | 9.1 | 59.7 | 77.3 | 22.7 | 40.3 | 59.7 | 30.7 | 9.6 | 76.2 | 23.8 |
| New Mexico | 59.7 | 40.3 | 58.2 | 1.5 | 97.5 | 2.5 | 62.7 | 60.9 | 1.8 | 37.3 | 97.1 | 2.9 | 60.3 | 39.7 | 58.9 | 1.4 | 97.6 | 2.4 |
| Arizona | 46.0 | 54.0 | 42.4 | 3.6 | 92.1 | 7.9 | 44.3 | 42.8 | 2.0 | 55.2 | 95.6 | 4.4 | 47.5 | 52.5 | 43.7 | 3.8 | 92.1 | 7.9 |
| Utah | 54.6 | 45.4 | 47.6 | 7.0 | 87.2 | 12.8 | 60.6 | 55.5 | 5.1 | 39.4 | 91.5 | 8.5 | 55.2 | 44.8 | 48.1 | 7.1 | 87.1 | 12.9 |
| Nevada | 60.7 | 39.3 | 57.9 | 2.8 | 95.3 | 4.7 | 56.1 | 53.9 | 2.2 | 43.9 | 96.1 | 3.9 | 62.1 | 37.9 | 59.3 | 2.8 | 95.5 | 4.5 |
| Idaho | 54.8 | 45.2 | 49.7 | 5.1 | 90.7 | 9.3 | 58.5 | 55.2 | 3.3 | 41.5 | 94.5 | 5.5 | 55.4 | 44.6 | 50.3 | 5.1 | 90.7 | 9.3 |
| Washington | 41.2 | 58.8 | 34.6 | 6.6 | 84.0 | 16.0 | 40.3 | 32.2 | 8.1 | 59.7 | 80.0 | 20.0 | 42.4 | 57.6 | 35.6 | 6.8 | 83.9 | 16.1 |
| Oregon | 43.7 | 56.3 | 35.6 | 8.1 | 81.6 | 18.4 | 46.7 | 33.6 | 13.1 | 53.3 | 72.0 | 28.0 | 44.7 | 55.3 | 36.4 | 8.3 | 81.5 | 18.5 |
| California | 33.9 | 66.1 | 23.6 | 10.3 | 73.5 | 26.5 | 39.8 | 30.8 | 9.0 | 60.2 | 77.3 | 22.7 | 40.0 | 60.0 | 29.3 | 10.7 | 73.3 | 26.7 |
| Alaska | 80.7 | 19.3 | 80.5 | 0.2 | 99.7 | 0.3 | ----- | ----- | ----- | ----- | ----- | ----- | 81.4 | 18.6 | 81.2 | 0.2 | 99.7 | 0.3 |
| Hawaii | 17.1 | 82.9 | 15.8 | 1.3 | 92.3 | 7.7 | ----- | ----- | ----- | ----- | ----- | ----- | 20.6 | 79.4 | 19.0 | 1.6 | 92.2 | 7.8 |

¹Includes in 1900 families represented by persons in the military and naval service of the United States (including civilian employees, etc.) stationed abroad, not credited to any state or territory.
²For the mainland of the United States, 23.4 per cent.
³For the mainland of the United States, 12.9 per cent.
⁴For the mainland of the United States, 63.0 per cent.
⁵For the mainland of the United States, 32.0 per cent.

The highest percentage of hired homes in 1900 is found in the District of Columbia, where fully three-fourths of all the homes occupied by private families are hired. Excluding the District of Columbia, which is in effect a municipality, the largest proportion of tenant homes in any state or territory in 1900 is found in Rhode Island, this class of homes constituting 71.4 per cent of the homes occupied by all families and 71.2 per cent of those occupied by private families. Very nearly as large a proportion of the homes of private families in South Carolina and Georgia is also hired, constituting 69.4 per cent and 69.2 per cent, respectively, of all homes so occupied. There is a large proportion also of hired homes in several other Southern states, more than three-fifths of all the homes in Delaware, in the South Atlantic division, and in Louisiana, Mississippi, Alabama, and Indian Territory, in the South Central division, being hired homes. The proportion of hired homes is fully as large in New York, New Jersey, Massachusetts, and Connecticut, in the North Atlantic division, and is also very nearly three-fifths in Pennsylvania. The proportions of hired homes are not so large in the North Central and Western divisions, the highest percentages for hired homes occupied by private families in 1900 being 54.8 for Illinois, in the North Central division, and 52.8 for Colorado and 52.5 for California, in the Western division. The large proportions of tenant homes in the South are due to its large colored population, among which there is a very small proportion of owners, either of farm homes or of homes not on farms, while in the North the largest proportions are found in those states where the population is living most largely under urban conditions and in which manufacturing interests have reached their greatest development.

The smallest proportions of hired homes are found, on the other hand, in North Dakota and South Dakota, in the North Central division, and in Oklahoma, in the South Central division, in which the acquirement of cheap public lands and their comparatively recent settlement have resulted in only a small amount of tenancy.

As compared with 1890, the proportion of hired homes has increased in all of the states comprising the North Atlantic division and in all but North Dakota of those comprising the North Central division. The proportion has decreased in many of the states comprising the South Atlantic and South Central divisions, notably in Virginia, where the percentage of hired homes for all families has fallen from 57.3 in 1890 to 51.2 in 1900. There is also a considerable decrease in the proportion of hired homes in several of the states and territories of the Western division, the largest decreases during the ten years being from 49.6 to 44.8 per cent in Wyoming, from 49.2 to 42.5 per cent in Arizona, and from 39.8 to 33.8 per cent in Nevada.

With respect to encumbrance, the largest proportions of homes owned subject to encumbrance in 1900 are found in the North Atlantic division, the largest proportions in this division ranging from 53.2 per cent of all owned homes in New Jersey to 42.4 per cent in Vermont. There is a somewhat smaller proportion of encumbered homes in Pennsylvania, 34.9 per cent, while the proportions in Maine and New Hampshire are considerably less, 24.4 per cent and 26.7 per cent, respectively. The proportions of encumbered homes are also comparatively large throughout the North Central division, ranging from 29.1 per cent in North Dakota to 40.8 per cent in Iowa. The smallest proportions of owned encumbered homes in 1900 in the South Atlantic and South Central divisions are found in the more southerly states. There is a considerable proportion of encumbered homes in Delaware, Maryland, and the District of Columbia, but aside from these the highest proportion in the South Atlantic division is 19.7 per cent for South Carolina and the lowest, 11.9 per cent for Florida. Of the states and territories comprising the South Central division, Mississippi has the largest proportion of owned homes that are encumbered, or 24.3 per cent, while the smallest proportion is 2.6 per cent, that for Indian Territory, and the next higher 11.6 per cent, that for Oklahoma. The very low percentage shown for Indian Territory is due to the large amount of land held by the Indians which is not subject to encumbrance to any great extent. The proportion of encumbered homes occupied by owners is also low in the Western division, but the range between the proportions for the several states and territories is wide, or from 28.5 per cent in California to 2.4 per cent in New Mexico.

The proportion of owned encumbered homes is larger in 1900 than in 1890 in all the states and territories comprising the North Atlantic, South Atlantic, and South Central divisions; but in many of the states and territories in the North Central and Western divisions the proportions have decreased, and in some instances materially, especially in North and South Dakota and in Nebraska and Kansas. Some part of the increased proportions in the Southern states is due to the very small percentages of encumbered homes reported in 1890, it being evident, as stated in the report for that census,¹ that the enumerators did not report all the mortgaged homes occupied by owners.

The statistics of farm tenure, as derived from the returns on the agricultural schedule, are brought into comparison in table CIV with the statistics of proprietorship of farm homes, as derived from the returns on the population schedule.

¹Report on Farms and Homes: Proprietorship and Indebtedness, Census of 1890, page 20.

STATISTICS OF POPULATION.

TABLE CIV.—Number and percentage of farms operated by owners, managers, and tenants, and of families residing on owned and hired farms, by states and territories arranged geographically: 1900.

| STATES AND TERRITORIES. | NUMBER OF FARMS. | | | | | | NUMBER OF FARM FAMILIES. | | | | PER CENT OF— | | | | | |
|--------------------------|------------------|-------------------------|----------------------|-----------|-----------------------|----------------------------------|--------------------------|---------------|---------------|-----------|----------------------|-----------|-----------------------|----------------|---------------|-----------|
| | Total. | Number with build-ings. | Operated by— | | | Owners and tenants. ³ | Total. | Owning farms. | Hiring farms. | Un-known. | Farms operated by— | | | Farm families. | | |
| | | | Owners. ¹ | Managers. | Tenants. ² | | | | | | Owners. ¹ | Managers. | Tenants. ² | Owning farms. | Hiring farms. | Un-known. |
| The United States. | 5,789,657 | 5,537,731 | 3,654,158 | 59,213 | 2,026,286 | 53,299 | 45,700,341 | 3,644,669 | 2,014,316 | 41,356 | 63.7 | 1.0 | 35.3 | 64.0 | 35.3 | 0.7 |
| North Atlantic division. | 677,506 | 666,832 | 523,605 | 13,119 | 143,782 | 6,332 | 675,776 | 524,846 | 146,740 | 4,190 | 77.2 | 2.0 | 20.8 | 77.7 | 21.7 | 0.6 |
| Maine | 59,299 | 58,136 | 55,607 | 917 | 2,775 | 569 | 57,153 | 53,609 | 3,191 | 353 | 93.8 | 1.5 | 4.7 | 93.8 | 5.6 | 0.6 |
| New Hampshire | 29,324 | 28,795 | 26,450 | 639 | 2,185 | 106 | 28,271 | 25,472 | 2,614 | 185 | 90.2 | 2.3 | 7.5 | 90.1 | 9.2 | 0.7 |
| Vermont | 33,104 | 32,558 | 27,669 | 615 | 4,820 | 314 | 32,871 | 27,344 | 5,379 | 148 | 83.6 | 1.9 | 14.5 | 83.2 | 16.4 | 0.4 |
| Massachusetts | 37,715 | 36,703 | 32,581 | 1,581 | 3,603 | 356 | 36,510 | 31,722 | 4,485 | 303 | 86.3 | 4.1 | 9.6 | 86.9 | 12.3 | 0.8 |
| Rhode Island | 5,498 | 5,401 | 4,182 | 208 | 1,103 | 12 | 5,638 | 4,249 | 1,353 | 36 | 76.1 | 3.8 | 20.1 | 75.4 | 24.0 | 0.6 |
| Connecticut | 26,948 | 26,507 | 22,705 | 776 | 3,467 | 349 | 26,609 | 22,727 | 3,695 | 187 | 84.3 | 2.9 | 12.8 | 85.4 | 13.9 | 0.7 |
| New York | 226,720 | 223,836 | 168,698 | 3,819 | 54,203 | 2,245 | 227,822 | 171,173 | 55,208 | 1,441 | 74.4 | 1.7 | 23.9 | 75.2 | 24.2 | 0.6 |
| New Jersey | 34,650 | 34,027 | 28,434 | 861 | 10,355 | 207 | 35,337 | 24,133 | 10,900 | 304 | 67.6 | 2.5 | 29.9 | 68.3 | 30.8 | 0.9 |
| Pennsylvania | 224,248 | 220,869 | 162,279 | 3,703 | 58,266 | 2,174 | 225,565 | 164,417 | 59,915 | 1,233 | 72.4 | 1.6 | 26.0 | 72.9 | 26.6 | 0.5 |
| South Atlantic division. | 962,225 | 931,320 | 527,512 | 9,115 | 425,598 | 6,073 | 961,198 | 526,837 | 427,710 | 6,651 | 54.8 | 0.9 | 44.3 | 54.8 | 44.5 | 0.7 |
| Delaware | 9,687 | 9,545 | 4,680 | 131 | 4,876 | 26 | 9,677 | 4,722 | 4,879 | 76 | 48.3 | 1.4 | 50.3 | 48.8 | 50.4 | 0.8 |
| Maryland | 46,012 | 45,364 | 29,513 | 1,052 | 15,447 | 180 | 47,089 | 30,434 | 16,075 | 580 | 64.1 | 2.3 | 33.6 | 64.6 | 34.2 | 1.2 |
| Dist. of Columbia | 269 | 269 | 183 | 20 | 116 | | 270 | 150 | 115 | 5 | 49.4 | 7.5 | 43.1 | 55.6 | 42.6 | 1.8 |
| Virginia | 167,886 | 164,074 | 114,155 | 2,135 | 51,596 | 1,504 | 170,412 | 115,933 | 53,569 | 910 | 68.0 | 1.3 | 30.7 | 68.0 | 31.5 | 0.5 |
| West Virginia | 92,874 | 90,342 | 71,529 | 1,054 | 20,291 | 1,112 | 94,566 | 71,028 | 22,976 | 562 | 77.1 | 1.1 | 21.8 | 75.1 | 24.3 | 0.6 |
| North Carolina | 224,637 | 217,744 | 130,572 | 1,057 | 93,008 | 1,594 | 223,831 | 123,975 | 93,806 | 1,050 | 58.1 | 0.5 | 41.4 | 57.6 | 41.9 | 0.5 |
| South Carolina | 155,955 | 148,864 | 59,417 | 1,054 | 94,884 | 484 | 152,993 | 58,513 | 93,570 | 910 | 38.3 | 0.7 | 61.0 | 38.2 | 61.2 | 0.6 |
| Georgia | 224,691 | 215,855 | 88,529 | 1,602 | 134,560 | 893 | 221,395 | 88,416 | 130,823 | 2,156 | 39.4 | 0.7 | 59.9 | 39.9 | 59.1 | 1.0 |
| Florida | 40,814 | 39,265 | 28,984 | 1,010 | 10,820 | 280 | 40,965 | 28,666 | 11,897 | 402 | 71.0 | 2.5 | 25.5 | 70.0 | 29.0 | 1.0 |
| North Central division. | 2,196,567 | 2,120,726 | 1,564,223 | 19,618 | 612,726 | 26,020 | 2,174,562 | 1,561,733 | 597,805 | 14,974 | 71.2 | 0.9 | 27.9 | 71.8 | 27.5 | 0.7 |
| Ohio | 276,719 | 268,404 | 197,361 | 3,427 | 75,981 | 4,261 | 280,068 | 202,111 | 76,409 | 1,543 | 71.3 | 1.2 | 27.5 | 72.2 | 27.3 | 0.5 |
| Indiana | 221,397 | 214,721 | 156,227 | 2,222 | 63,448 | 3,680 | 221,451 | 156,949 | 63,033 | 1,469 | 70.4 | 1.0 | 23.6 | 70.9 | 28.5 | 0.6 |
| Illinois | 264,151 | 255,285 | 158,503 | 1,950 | 103,698 | 2,413 | 262,338 | 158,496 | 101,817 | 2,075 | 60.0 | 0.7 | 39.3 | 60.4 | 33.8 | 0.8 |
| Michigan | 203,261 | 198,063 | 163,814 | 2,234 | 32,213 | 2,325 | 202,457 | 163,235 | 33,087 | 1,135 | 83.0 | 1.1 | 15.9 | 83.1 | 16.3 | 0.6 |
| Wisconsin | 169,795 | 166,323 | 145,408 | 1,391 | 22,996 | 855 | 169,531 | 146,191 | 22,453 | 837 | 85.7 | 0.8 | 13.5 | 86.2 | 13.3 | 0.5 |
| Minnesota | 154,659 | 149,073 | 126,809 | 1,095 | 26,755 | 756 | 152,393 | 125,547 | 25,626 | 1,220 | 82.0 | 0.7 | 17.3 | 82.4 | 16.8 | 0.8 |
| Iowa | 223,622 | 220,626 | 147,305 | 1,581 | 79,736 | 2,129 | 223,525 | 146,844 | 75,161 | 1,520 | 64.4 | 0.7 | 34.9 | 65.7 | 33.6 | 0.7 |
| Missouri | 284,686 | 275,634 | 196,158 | 1,331 | 36,897 | 5,133 | 282,840 | 194,593 | 36,523 | 1,719 | 63.9 | 0.6 | 30.5 | 63.8 | 30.6 | 0.6 |
| North Dakota | 45,332 | 43,550 | 40,972 | 495 | 3,865 | 212 | 44,112 | 39,569 | 4,173 | 370 | 90.4 | 1.1 | 8.5 | 89.7 | 9.5 | 0.8 |
| South Dakota | 52,822 | 50,225 | 40,640 | 531 | 11,451 | 485 | 51,937 | 40,138 | 11,368 | 391 | 77.2 | 1.0 | 21.8 | 77.4 | 21.9 | 0.7 |
| Nebraska | 121,625 | 114,537 | 75,583 | 1,132 | 44,810 | 1,154 | 116,854 | 74,436 | 41,520 | 898 | 62.2 | 0.9 | 36.9 | 63.7 | 35.5 | 0.8 |
| Kansas | 173,098 | 164,285 | 110,443 | 1,729 | 60,926 | 2,562 | 167,006 | 103,624 | 56,640 | 1,742 | 63.8 | 1.0 | 35.2 | 65.0 | 33.9 | 1.1 |
| South Central division. | 1,658,166 | 1,586,829 | 842,970 | 9,650 | 305,546 | 13,404 | 1,642,227 | 833,908 | 795,553 | 12,761 | 50.3 | 0.6 | 43.6 | 50.3 | 43.4 | 0.8 |
| Kentucky | 234,667 | 226,498 | 155,996 | 1,606 | 77,065 | 3,780 | 234,821 | 154,670 | 78,271 | 1,880 | 66.4 | 0.7 | 32.9 | 65.9 | 33.3 | 0.8 |
| Tennessee | 224,623 | 215,550 | 132,197 | 1,286 | 91,140 | 3,616 | 226,027 | 152,855 | 91,650 | 1,542 | 58.9 | 0.6 | 40.5 | 58.3 | 40.5 | 0.7 |
| Alabama | 223,220 | 212,551 | 93,472 | 874 | 128,874 | 869 | 221,461 | 91,697 | 124,114 | 1,650 | 41.9 | 0.4 | 57.7 | 42.2 | 57.1 | 0.7 |
| Mississippi | 220,803 | 211,299 | 82,021 | 930 | 137,852 | 609 | 221,110 | 79,990 | 139,404 | 1,716 | 37.2 | 0.4 | 62.4 | 36.2 | 63.0 | 0.8 |
| Louisiana | 115,969 | 110,796 | 47,701 | 1,034 | 67,234 | 352 | 114,214 | 47,443 | 65,944 | 827 | 41.2 | 0.9 | 57.9 | 41.6 | 57.7 | 0.7 |
| Texas | 352,190 | 332,810 | 174,639 | 2,560 | 174,991 | 1,680 | 341,889 | 172,160 | 163,023 | 1,706 | 49.6 | 0.7 | 49.7 | 50.4 | 49.1 | 0.5 |
| Indian Territory | 45,605 | 44,357 | 11,169 | 235 | 34,101 | 156 | 47,594 | 34,795 | 862 | 24.6 | 0.5 | 74.9 | 25.1 | 73.1 | 1.8 | |
| Oklahoma | 62,495 | 60,505 | 49,040 | 306 | 13,149 | 686 | 63,094 | 48,767 | 13,683 | 639 | 73.5 | 0.5 | 21.0 | 77.3 | 21.7 | 1.0 |
| Arkansas | 173,694 | 171,963 | 96,735 | 819 | 31,140 | 1,656 | 176,017 | 94,409 | 79,669 | 1,939 | 54.1 | 0.5 | 45.4 | 53.6 | 45.3 | 1.1 |
| Western division | 242,908 | 229,904 | 195,013 | 7,533 | 40,312 | 1,470 | 245,138 | 196,310 | 46,090 | 2,733 | 80.3 | 3.1 | 16.6 | 80.1 | 18.8 | 1.1 |
| Montana | 13,370 | 12,873* | 11,661 | 479 | 1,230 | 69 | 13,909 | 12,145 | 1,568 | 196 | 87.2 | 3.6 | 9.2 | 87.3 | 11.3 | 1.4 |
| Wyoming | 6,095 | 5,419 | 5,185 | 446 | 464 | 38 | 5,939 | 5,104 | 737 | 98 | 85.1 | 7.3 | 7.0 | 85.9 | 12.4 | 1.7 |
| Colorado | 24,700 | 23,532 | 18,239 | 830 | 5,581 | 136 | 24,745 | 17,947 | 6,403 | 395 | 73.8 | 3.6 | 22.6 | 72.5 | 25.9 | 1.6 |
| New Mexico | 12,311 | 10,144 | 10,674 | 483 | 1,154 | 71 | 13,102 | 11,498 | 1,429 | 175 | 86.7 | 3.9 | 9.4 | 87.8 | 10.9 | 1.3 |
| Arizona | 5,309 | 4,464 | 4,985 | 335 | 489 | 10 | 7,391 | 6,524 | 764 | 103 | 85.8 | 5.8 | 8.4 | 88.3 | 10.3 | 1.4 |
| Utah | 19,387 | 18,224 | 17,363 | 311 | 1,713 | 135 | 19,529 | 17,790 | 1,619 | 120 | 89.6 | 1.6 | 8.8 | 91.1 | 8.3 | 0.6 |
| Nevada | 2,184 | 2,063 | 1,309 | 126 | 249 | 17 | 2,164 | 1,853 | 232 | 29 | 82.8 | 5.8 | 11.4 | 85.6 | 13.0 | 1.4 |
| Idaho | 17,471 | 16,715 | 15,585 | 357 | 1,529 | 164 | 17,153 | 15,160 | 1,760 | 233 | 89.2 | 2.1 | 8.7 | 88.4 | 10.3 | 1.3 |
| Washington | 33,202 | 32,222 | 28,020 | 405 | 4,777 | 194 | 33,931 | 28,109 | 5,535 | 237 | 84.4 | 1.2 | 14.4 | 82.8 | 16.5 | 0.7 |
| Oregon | 35,337 | 34,976 | 28,963 | 508 | 6,366 | 327 | 36,156 | 28,753 | 7,196 | 207 | 80.8 | 1.4 | 17.8 | 79.5 | 19.9 | 0.6 |
| California | 72,542 | 69,267 | 52,629 | 3,253 | 16,760 | 309 | 71,119 | 51,427 | 18,747 | 945 | 72.4 | 4.5 | 23.1 | 72.3 | 26.4 | 1.3 |
| Alaska | 12 | 9 | 12 | | | | 27 | 25 | 2 | | 100.0 | | | 92.6 | 7.4 | |
| Hawaii | 2,273 | 2,111 | 823 | 128 | 1,322 | | 1,409 | 956 | 411 | 42 | 36.2 | 5.6 | 53.2 | 67.8 | 29.2 | 3.0 |

¹ Includes owners, part owners, and owners and tenants.

² Includes cash and share tenants.

³ Included in column marked "Owners".

⁴ Includes 4 families represented by persons in the military and naval service of the United States (including civilian employees, etc.) stationed abroad, not credited to any state or territory.

Table CIV is reproduced from the Report on Agriculture,¹ in which it is accompanied by the following explanatory statement showing the substantial agreement between the two sets of returns:

The number of farms reported by the division of agriculture, 5,739,657, is 0.7 per cent greater than the number of farm families reported by the division of population, 5,700,341. The number of farms reported exceeds the number of farm families in 5 of the 9 North Atlantic states, in 4 of the 9 South Atlantic, in 11 of the 12 North Central, in 4 of the 9 South Central, in 4 of the 11 Western states and territories, and in Hawaii, or in 29 of the 52 states and territories. For most of the states, whether the number of farms was greater or smaller than the number of farm families, the difference was slight, the only marked exception being Arizona, where 7,391 farm families and only 5,809 farms were reported. The variation here is unquestionably the result of incomplete agricultural reports, mainly among the Indian farmers. Upon some of the Indian reservations in Arizona the enumerators reported all of the farm property and products of the tribe upon one schedule, and in the reports of the agricultural division the operations of all the families appear as upon one farm, while in the reports of the population division the separate families of the tribes all appear as farm families.

The population figures, therefore, more fully express the facts of the case, so far as the number of farms and of farm families are concerned, than do those of the division of agriculture. The same error appears to a less extent in the reports of several Western states in which large Indian reservations are located, and the resulting variations can be seen in the figures for New Mexico and Montana.

In Indian Territory and Oklahoma there are many Indian families who have been allotted lands in severalty and who have leased those lands to tenants. This land appears in the reports of the division of agriculture under the name of the tenant, and no schedule was returned for the Indian citizen who did not actually work the land himself. He was, however, reported by the population division as the head of a farm family. In Indian Territory there were also many floaters who reported themselves as farmers, thus adding to the "unknown" so far as ownership of farms is concerned.

In many Southern states where the negroes work land as tenants the enumerators reported all the land and crops in the name of the owner or manager, and returned no farm schedule for the tenant. The families of the tenants were reported on the population schedules as farm families, thus increasing the number of such families above that of farms.

In Florida, in the fruit sections of California, and elsewhere, there were small fruit orchards in 1899 to which families were devoting their whole time, although the trees in those orchards had not reached bearing ages. These orchards, when containing less than 10 acres and having no income as a result of the immaturity of the trees, were not tabulated as farms, although schedules for a considerable number of them were received by the division of agriculture. Wherever one of these factors is present it assists

in causing a variation in the two sets of figures, those of the division of population being the more correct. Outside of the sections where these inaccuracies reduced the number of farms reported there should be an excess in the number of farms over the number of farm families, since many individuals operate farms who have no families of their own but board in the families of others. Such cases are far more numerous than those in which two families join to operate the same farm, as in the case of many of the "owners and tenants," and certain other farms where two heads of families are in partnership, either as owners or as tenants.

In preparing the above table "managers" have been left in a class by themselves, as it is uncertain how they were reported upon the population schedules. Some were doubtless reported as owners and others, as tenants, but the exact number reported as having owned or hired farms is uncertain. These farms constituted 1.0 per cent of all. Corresponding in some respects to this class is that of farm families for whom no reports were received as to whether they owned or hired the farms on which they resided. These constituted 0.7 per cent of all farm families, or nearly as large a part as the farms of managers constituted of the total number of farms. A comparison of the two sets of percentages in this table affords evidence of the general accuracy of the two reports, the small errors in the farm reports of the division of agriculture to which attention has been called, being counterbalanced by errors of the opposite character in the reports of farm families by the division of population. Considering the wholly different sources of information and the wide difference in its nature and in the treatment which it received in tabulation, the degree of harmony in the percentages of the two reports is remarkable.

The number of farms operated by owners constituted 63.7 per cent of all farms in the United States, while the number of farm families living on farms that they owned was 64.0 per cent, a variation of only three-tenths of 1 per cent. In the North Atlantic States the farms operated by owners constituted 77.2 per cent of all farms, and the farm families who owned their homes, 77.7 per cent of all farm families. In the South Atlantic division the two percentages were identical, 54.8; in the North Central, the owned farms were 71.2 per cent of all, and the families residing on owned farms, 71.8 per cent; in the South Central the two agreed, the per cent for each being 50.8. In the Western division the two percentages differ slightly, that for owned farms being 80.3, and that for families on owned farms being 80.1.

With a few exceptions, there is the same close agreement in the percentages for all the states and territories. The most marked exception is in Nevada, where the per cent of families residing upon their own farms exceeds the per cent of farms operated by owners by only 2.8. The difference is due to the fact that most of the Indian farm families reported by the division of population, but whose farms were not separately reported by the division of agriculture, resided upon their own farms.

The number and percentage of private families occupying owned and hired and free and encumbered homes in 1900, in comparison with similar percentages for total families in 1890, are presented for each city of at least 100,000 inhabitants in tables CV and CVI.

¹ Report on Agriculture, Census of 1900, Part I, p. lxviii.

STATISTICS OF POPULATION.

TABLE CV.—Number of private families occupying owned and hired and free and encumbered homes, for cities having 100,000 inhabitants or more in 1900.

| CITIES. | ALL HOMES. | | | | | | |
|-----------------------------------|------------|--------|--------|-------------|----------|---------|----------|
| | Aggregate. | Owned. | | | | Hired. | Unknown. |
| | | Total. | Free. | Encumbered. | Unknown. | | |
| Allegheny, Pa..... | 26,148 | 6,490 | 4,021 | 2,324 | 145 | 18,983 | 675 |
| Baltimore, Md..... | 104,146 | 26,989 | 19,286 | 6,960 | 743 | 69,761 | 7,396 |
| Boston, Mass..... | 114,705 | 20,696 | 9,944 | 10,395 | 357 | 89,088 | 4,926 |
| Buffalo, N. Y..... | 72,486 | 23,168 | 10,965 | 11,844 | 359 | 47,298 | 1,970 |
| Chicago, Ill..... | 354,036 | 86,435 | 39,246 | 43,735 | 3,454 | 253,582 | 9,019 |
| Cincinnati, Ohio..... | 73,519 | 14,891 | 9,725 | 4,915 | 251 | 56,384 | 2,244 |
| Cleveland, Ohio..... | 80,014 | 29,139 | 16,240 | 12,246 | 653 | 48,844 | 2,081 |
| Columbus, Ohio..... | 27,013 | 8,093 | 4,445 | 3,204 | 444 | 17,822 | 1,093 |
| Denver, Colo..... | 29,979 | 8,269 | 5,000 | 3,114 | 155 | 21,215 | 495 |
| Detroit, Mich..... | 59,836 | 22,540 | 12,378 | 9,172 | 990 | 35,178 | 2,113 |
| Fall River, Mass..... | 20,874 | 3,659 | 1,473 | 2,098 | 88 | 16,711 | 504 |
| Indianapolis, Ind..... | 38,978 | 12,729 | 6,741 | 5,832 | 156 | 25,004 | 1,245 |
| Jersey City, N. J..... | 44,367 | 8,536 | 4,569 | 3,729 | 238 | 34,060 | 1,771 |
| Kansas City, Mo..... | 35,341 | 8,443 | 4,501 | 3,774 | 168 | 26,466 | 432 |
| Los Angeles, Cal..... | 24,180 | 10,049 | 5,959 | 3,743 | 347 | 12,745 | 1,386 |
| Louisville, Ky..... | 44,098 | 11,363 | 8,361 | 2,692 | 310 | 31,640 | 1,095 |
| Memphis, Tenn..... | 20,956 | 3,665 | 2,676 | 607 | 382 | 15,851 | 1,440 |
| Milwaukee, Wis..... | 58,889 | 20,955 | 9,541 | 11,278 | 136 | 37,466 | 468 |
| Minneapolis, Minn..... | 41,704 | 11,473 | 6,287 | 4,903 | 283 | 28,522 | 1,709 |
| Newark, N. J..... | 53,965 | 11,041 | 4,415 | 6,517 | 109 | 41,270 | 1,654 |
| New Haven, Conn..... | 23,275 | 6,062 | 2,413 | 3,598 | 51 | 16,722 | 491 |
| New Orleans, La..... | 60,796 | 12,886 | 10,684 | 1,698 | 564 | 45,129 | 2,781 |
| New York, N. Y..... | 722,670 | 85,169 | 35,050 | 48,002 | 2,117 | 617,474 | 20,027 |
| Manhattan and Bronx boroughs..... | 425,461 | 24,162 | 8,948 | 13,938 | 1,276 | 384,349 | 16,950 |
| Brooklyn borough..... | 252,519 | 44,960 | 13,611 | 25,763 | 586 | 205,154 | 2,405 |
| Queens borough..... | 31,340 | 11,241 | 4,828 | 6,197 | 216 | 19,681 | 418 |
| Richmond borough..... | 13,350 | 4,806 | 2,663 | 2,104 | 39 | 8,290 | 254 |
| Omaha, Nebr..... | 20,047 | 5,341 | 3,127 | 2,113 | 101 | 13,941 | 765 |
| Paterson, N. J..... | 23,153 | 5,230 | 2,016 | 3,088 | 126 | 17,285 | 638 |
| Philadelphia, Pa..... | 263,093 | 55,528 | 29,033 | 24,013 | 2,482 | 196,124 | 11,441 |
| Pittsburg, Pa..... | 62,942 | 16,582 | 9,041 | 7,178 | 363 | 44,364 | 1,996 |
| Providence, R. I..... | 38,516 | 7,895 | 4,087 | 3,708 | 100 | 29,696 | 925 |
| Rochester, N. Y..... | 33,964 | 12,469 | 6,001 | 6,289 | 179 | 20,481 | 1,014 |
| St. Joseph, Mo..... | 16,632 | 4,620 | 3,062 | 1,352 | 206 | 11,080 | 932 |
| St. Louis, Mo..... | 121,123 | 26,304 | 16,097 | 9,699 | 1,008 | 90,933 | 3,336 |
| St. Paul, Minn..... | 30,221 | 8,652 | 5,556 | 2,851 | 245 | 20,266 | 1,303 |
| San Francisco, Cal..... | 67,592 | 15,774 | 10,136 | 5,139 | 449 | 49,656 | 2,162 |
| Scranton, Pa..... | 20,299 | 7,436 | 4,600 | 2,533 | 253 | 12,209 | 654 |
| Syracuse, N. Y..... | 24,923 | 9,238 | 4,082 | 5,115 | 41 | 15,439 | 251 |
| Toledo, Ohio..... | 23,319 | 11,962 | 6,793 | 4,990 | 179 | 15,851 | 506 |
| Washington, D. C..... | 55,465 | 12,998 | 8,441 | 4,261 | 296 | 40,753 | 1,714 |
| Worcester, Mass..... | 24,544 | 5,913 | 2,055 | 3,807 | 51 | 17,875 | 756 |

PROPRIETORSHIP OF HOMES.

CCV

TABLE CVI.—Percentage of private families occupying owned and hired and free and encumbered homes in 1900, as compared with total families in 1890, for cities having 100,000 inhabitants or more in 1900.

| CITIES. | PRIVATE FAMILIES: 1900. | | | | | | TOTAL FAMILIES: 1890. | | | | | |
|---|--------------------------------|--------|--------------------------------|-------------------|---------------------------|-------------|-----------------------|-------|-------------|--------------|-----------------------|-------------------|
| | Proprietorship of homes known. | | Unknown ownership apportioned. | | Ownership of homes known. | | Owned homes. | | | Hired homes. | Of total owned homes. | |
| | Owned. | Hired. | Owned free. | Owned encumbered. | Free. | Encumbered. | Total. | Free. | Encumbered. | | Owned free. | Owned encumbered. |
| Allegheny, Pa..... | 25.5 | 74.5 | 16.2 | 9.3 | 63.4 | 36.6 | 26.9 | 17.1 | 9.8 | 73.1 | 63.8 | 36.2 |
| Baltimore, Md..... | 27.9 | 72.1 | 20.5 | 7.4 | 73.5 | 26.5 | 26.1 | 19.7 | 6.4 | 73.9 | 75.6 | 24.4 |
| Boston, Mass..... | 18.9 | 81.1 | 9.2 | 9.7 | 48.9 | 51.1 | 18.4 | 11.3 | 7.1 | 81.6 | 61.2 | 38.8 |
| Buffalo, N. Y..... | 32.9 | 67.1 | 15.8 | 17.1 | 48.1 | 51.9 | 40.0 | 21.1 | 18.9 | 60.0 | 52.7 | 47.3 |
| Chicago, Ill..... | 25.1 | 74.9 | 11.9 | 13.2 | 47.3 | 52.7 | 23.7 | 16.3 | 12.4 | 71.3 | 56.8 | 43.2 |
| Cincinnati, Ohio..... | 20.9 | 79.1 | 13.9 | 7.0 | 66.4 | 33.6 | 19.2 | 13.6 | 5.6 | 80.8 | 71.0 | 29.0 |
| Cleveland, Ohio..... | 37.4 | 62.6 | 21.3 | 16.1 | 57.0 | 43.0 | 39.1 | 24.7 | 14.4 | 60.9 | 63.3 | 36.7 |
| Columbus, Ohio..... | 31.2 | 68.8 | 18.1 | 13.1 | 58.1 | 41.9 | 32.7 | 20.1 | 12.6 | 67.3 | 61.5 | 38.5 |
| Denver, Colo..... | 28.0 | 72.0 | 17.3 | 10.7 | 61.6 | 38.4 | 29.1 | 18.6 | 10.5 | 70.9 | 64.0 | 36.0 |
| Detroit, Mich..... | 39.1 | 60.9 | 22.5 | 16.6 | 57.4 | 42.6 | 41.7 | 26.3 | 15.4 | 58.3 | 63.0 | 37.0 |
| Fall River, Mass..... | 18.0 | 82.0 | 7.4 | 10.6 | 41.2 | 58.8 | 17.1 | 9.0 | 8.1 | 82.9 | 52.9 | 47.1 |
| Indianapolis, Ind..... | 33.7 | 66.3 | 18.1 | 15.6 | 53.6 | 46.4 | 33.1 | 21.1 | 12.0 | 66.9 | 63.9 | 36.1 |
| Jersey City, N. J..... | 20.0 | 80.0 | 11.0 | 9.0 | 55.1 | 44.9 | 18.8 | 11.8 | 7.0 | 81.2 | 62.9 | 37.1 |
| Kansas City, Mo..... | 24.2 | 75.8 | 13.2 | 11.0 | 54.4 | 45.6 | 23.1 | 12.4 | 10.7 | 76.9 | 53.8 | 46.2 |
| Los Angeles, Cal..... | 44.1 | 55.9 | 27.1 | 17.0 | 61.4 | 38.6 | 40.0 | 27.7 | 12.3 | 60.0 | 69.4 | 30.6 |
| Louisville, Ky..... | 26.4 | 73.6 | 20.0 | 6.4 | 75.6 | 24.4 | 24.3 | 22.5 | 1.8 | 75.7 | 92.5 | 7.5 |
| Memphis, Tenn..... | 18.8 | 81.2 | 15.3 | 3.5 | 81.5 | 18.5 | 18.0 | 16.6 | 1.4 | 82.0 | 92.0 | 8.0 |
| Milwaukee, Wis..... | 35.9 | 64.1 | 16.5 | 19.4 | 45.8 | 54.2 | 42.1 | 22.9 | 19.2 | 57.9 | 54.4 | 45.6 |
| Minneapolis, Minn..... | 23.7 | 71.3 | 16.1 | 12.6 | 56.2 | 43.8 | 31.1 | 14.4 | 16.7 | 68.9 | 46.2 | 53.8 |
| Newark, N. J..... | 21.1 | 78.9 | 8.5 | 12.6 | 40.4 | 59.6 | 22.0 | 11.6 | 10.4 | 78.0 | 52.7 | 47.3 |
| New Haven, Conn..... | 26.6 | 73.4 | 10.7 | 15.9 | 40.1 | 59.9 | 26.7 | 13.4 | 13.3 | 73.3 | 60.1 | 49.9 |
| New Orleans, La..... | 22.2 | 77.8 | 19.1 | 3.1 | 86.2 | 13.8 | 21.5 | 20.4 | 1.1 | 78.5 | 95.0 | 5.0 |
| New York, N. Y..... | 12.1 | 87.9 | 5.1 | 7.0 | 42.2 | 57.8 | | | | | | |
| Manhattan and Bronx boroughs ¹ | 5.9 | 94.1 | 2.3 | 3.6 | 39.1 | 60.9 | 6.3 | 3.7 | 2.6 | 93.7 | 58.6 | 41.4 |
| Brooklyn borough ² | 18.0 | 82.0 | 7.5 | 10.5 | 41.9 | 58.1 | 18.6 | 11.0 | 7.6 | 81.4 | 59.1 | 40.9 |
| Queens borough..... | 36.4 | 63.6 | 15.9 | 20.5 | 43.8 | 56.2 | | | | | | |
| Richmond borough..... | 36.7 | 63.3 | 20.5 | 16.2 | 55.9 | 44.1 | | | | | | |
| Omaha, Nebr..... | 27.7 | 72.3 | 16.5 | 11.2 | 59.7 | 40.3 | 25.9 | 14.5 | 11.4 | 74.1 | 56.0 | 44.0 |
| Paterson, N. J..... | 23.2 | 76.8 | 9.2 | 14.0 | 39.5 | 60.5 | 24.0 | 11.2 | 12.8 | 76.0 | 46.5 | 53.5 |
| Philadelphia, Pa..... | 22.1 | 77.9 | 12.1 | 10.0 | 54.7 | 45.3 | 22.8 | 14.0 | 8.8 | 77.2 | 61.3 | 38.7 |
| Pittsburg, Pa..... | 27.2 | 72.8 | 15.2 | 12.0 | 55.7 | 44.3 | 27.9 | 17.3 | 10.6 | 72.1 | 62.1 | 37.9 |
| Providence, R. I..... | 21.0 | 79.0 | 11.0 | 10.0 | 52.4 | 47.6 | 20.7 | 12.8 | 7.9 | 79.3 | 62.0 | 38.0 |
| Rochester, N. Y..... | 37.8 | 62.2 | 18.5 | 19.3 | 48.8 | 51.2 | 44.0 | 21.5 | 22.5 | 56.0 | 48.9 | 51.1 |
| St. Joseph, Mo..... | 29.4 | 70.6 | 20.4 | 9.0 | 69.4 | 30.6 | 33.8 | 23.3 | 10.5 | 66.2 | 63.8 | 36.2 |
| St. Louis, Mo..... | 22.8 | 77.2 | 14.2 | 8.6 | 62.4 | 37.6 | 20.5 | 15.1 | 5.4 | 79.5 | 73.5 | 26.5 |
| St. Paul, Minn..... | 29.9 | 70.1 | 19.8 | 10.1 | 66.1 | 33.9 | 40.2 | 19.7 | 20.5 | 59.8 | 48.9 | 51.1 |
| San Francisco, Cal..... | 24.1 | 75.9 | 16.0 | 8.1 | 66.5 | 33.5 | 21.5 | 15.4 | 6.1 | 78.5 | 71.5 | 28.5 |
| Scranton, Pa..... | 37.9 | 62.1 | 24.3 | 13.6 | 64.0 | 36.0 | 36.7 | 27.0 | 9.7 | 63.3 | 73.6 | 26.4 |
| Syracuse, N. Y..... | 37.4 | 62.6 | 16.6 | 20.8 | 44.4 | 55.6 | 43.5 | 21.6 | 21.9 | 56.5 | 49.7 | 50.3 |
| Toledo, Ohio..... | 43.0 | 57.0 | 24.8 | 18.2 | 57.7 | 42.3 | 46.0 | 23.5 | 17.5 | 54.0 | 62.0 | 38.0 |
| Washington, D. C..... | 24.2 | 75.8 | 16.1 | 8.1 | 66.5 | 33.5 | 25.2 | 19.2 | 6.0 | 74.8 | 76.0 | 24.0 |
| Worcester, Mass..... | 24.9 | 75.1 | 8.7 | 16.2 | 35.1 | 64.9 | 26.3 | 10.4 | 15.9 | 73.7 | 39.4 | 60.6 |

¹New York city in 1890.

²Brooklyn city in 1890.

Of all the cities considered, the largest proportion of hired homes, 87.9 per cent, is found in New York city. In Manhattan and Bronx boroughs the proportion is even higher, 94.1 per cent, as compared with 82 per cent for Brooklyn borough and a little more than 63 per cent for the other two boroughs of New York city. There is also a very large proportion of hired homes in Boston, Fall River, Jersey City, and Memphis, constituting in each of them four-fifths or more of all the homes in 1900. Of the larger cities of the country, the smallest proportions of hired homes are found in Los Angeles, Toledo, Detroit, Scranton, Rochester, Syracuse, and Cleveland, in the order named.

As compared with 1890 the proportion of owned free homes has decreased in many of the cities under consideration, and in some of them this decrease is offset wholly by an increase in the proportion of hired homes, while in others there is an increase in both hired and owned encumbered homes. For example, the percentage of owned free homes in Buffalo has fallen from 21.1 in 1890 to 15.8 in 1900, and this loss is more than offset by an increased proportion of hired homes. Similarly, the percentage of unencumbered homes in Milwaukee, which decreased from 22.9 in 1890 to 16.5 in 1900, is very nearly offset by an increased percentage of hired homes. The most significant change in the proportions since 1890 is that shown for St. Paul. In this city in 1890 the owned encumbered homes constituted 20.5 per cent of all the homes; in 1900 this percentage is reduced to 10.1, but is fully offset by a large increase in the proportion of hired homes. In Rochester, St. Joseph, and Syracuse, the proportions of both owned free and owned encumbered homes are considerably less in 1900 than they were in 1890, the percentage of owned homes having fallen during the ten years from 44 to 37.8 in Rochester, from 33.8 to 29.4 in St. Joseph, and from 43.5 to 37.4 in Syracuse.

In Worcester very nearly two-thirds, or 64.9 per cent, of all the owned homes in 1900 are encumbered, and the proportion was very nearly as large in 1890,

60.6 per cent. Three-fifths of all the owned homes in Manhattan and Bronx boroughs of New York city in 1900 are owned subject to encumbrance, and there is substantially the same proportion of encumbered homes in Paterson, New Haven, Newark, and Fall River. As compared with 1890 there is, generally speaking, a larger proportion of encumbered homes in 1900, the most notable exceptions being St. Paul and Minneapolis. In the first named city, the proportion of homes owned subject to encumbrance has decreased from 51.1 per cent in 1890 to 33.9 per cent in 1900; while in the second, there has also been a very considerable decrease—from 53.8 per cent in 1890 to 43.8 per cent in 1900. The comparatively large increases in some of the Southern cities are due in part, as previously explained, to a failure to report all the mortgaged homes in 1890.

A description of the proprietors, as represented by the heads of the families occupying homes, is presented in tables 108 to 115 (pages 712-754) of the general tables, for states and territories and for the 38 largest cities of the country, in which the proprietors are classified according to general nativity, color, sex, age, and parentage. Similar presentations were made in the report for 1890, but where the home was not owned by the head but by a member of the family, the actual owner was selected as the representative of the family. Furthermore, the presentations in 1900 are limited to heads of private families, but, as already explained, the proportions derived from these figures are, in effect, entirely comparable with the similar proportions presented in 1890 for all families.

The first of these presentations, contained in table cvii, distributes the proprietors in 1900, as represented by the heads of families, according to general nativity and color, showing for each of the elements the number and proportion occupying owned and hired homes in 1900, in comparison with similar proportions for 1890.

PROPRIETORSHIP OF HOMES.

TABLE CVII.—Percentage of persons owning and hiring their homes, classified by general nativity and color: 1890 and 1900.¹

| KIND OF HOMES, GENERAL NATIVITY, AND COLOR. | NUMBERS—PRIVATE FAMILIES: 1900. | | | | | | |
|---|---------------------------------|--------------|-----------|-------------|----------|--------------|----------|
| | Aggregate. | Owned homes. | | | | Hired homes. | Unknown. |
| | | Total. | Free. | Encumbered. | Unknown. | | |
| ALL HOMES. | | | | | | | |
| Aggregate | 15,963,965 | 7,205,212 | 4,727,542 | 2,179,769 | 297,901 | 8,223,775 | 534,978 |
| White (total)..... | 14,063,791 | 6,788,069 | 4,432,904 | 2,089,452 | 265,713 | 6,871,037 | 404,685 |
| Native white..... | 10,206,500 | 5,059,635 | 3,389,718 | 1,459,590 | 210,327 | 4,843,625 | 298,240 |
| Foreign white..... | 3,857,291 | 1,728,434 | 1,043,186 | 629,862 | 55,386 | 2,022,412 | 106,445 |
| Persons of negro descent..... | 1,833,759 | 373,450 | 253,156 | 89,900 | 28,394 | 1,335,276 | 125,033 |
| Indian..... | 50,611 | 42,442 | 33,442 | 338 | 3,662 | 4,085 | 4,084 |
| Chinese and Japanese..... | 15,804 | 1,251 | 1,040 | 79 | 132 | 13,377 | 1,176 |
| FARM HOMES. | | | | | | | |
| Aggregate..... | 5,689,838 | 3,638,403 | 2,419,180 | 1,093,164 | 126,059 | 2,010,605 | 40,830 |
| White (total)..... | 4,905,853 | 3,424,098 | 2,269,437 | 1,042,796 | 111,865 | 1,448,756 | 32,999 |
| Native white..... | 4,114,396 | 2,784,595 | 1,893,640 | 791,255 | 94,700 | 1,301,177 | 23,624 |
| Foreign white..... | 791,457 | 639,503 | 370,797 | 251,541 | 17,165 | 147,579 | 4,375 |
| Persons of negro descent..... | 758,463 | 191,143 | 123,851 | 50,140 | 12,152 | 560,005 | 7,315 |
| Indian..... | 24,680 | 23,090 | 20,844 | 209 | 2,037 | 1,099 | 491 |
| Chinese and Japanese..... | 842 | 72 | 48 | 19 | 5 | 745 | 25 |
| OTHER HOMES. | | | | | | | |
| Aggregate..... | 10,274,127 | 3,566,809 | 2,303,362 | 1,086,605 | 171,842 | 6,213,170 | 494,143 |
| White (total)..... | 9,157,938 | 3,363,971 | 2,163,467 | 1,046,656 | 153,848 | 5,422,281 | 371,636 |
| Native white..... | 6,092,104 | 2,275,040 | 1,491,078 | 668,335 | 115,627 | 3,547,448 | 269,616 |
| Foreign white..... | 3,065,834 | 1,088,931 | 672,389 | 378,321 | 38,221 | 1,874,833 | 102,070 |
| Persons of negro descent..... | 1,075,296 | 182,307 | 126,305 | 39,760 | 16,242 | 775,271 | 117,718 |
| Indian..... | 25,931 | 19,352 | 17,598 | 129 | 1,625 | 2,986 | 3,598 |
| Chinese and Japanese..... | 14,962 | 1,179 | 992 | 60 | 127 | 12,632 | 1,151 |

| KIND OF HOMES, GENERAL NATIVITY, AND COLOR. | PERCENTAGES—PRIVATE FAMILIES: 1900. | | | | | | PERCENTAGES—TOTAL FAMILIES: 1890. | | | | | |
|---|-------------------------------------|--------|--------------------------------|-------------------|---------------------------|-------------|-----------------------------------|-------|-------------|--------------|-----------------------|-------------------|
| | Proprietorship of homes known. | | Unknown ownership apportioned. | | Ownership of homes known. | | Owned homes. | | | Hired homes. | Of total owned homes. | |
| | Owued. | Hired. | Owued free. | Owued encumbered. | Free. | Encumbered. | Total. | Free. | Encumbered. | | Owued free. | Owued encumbered. |
| ALL HOMES. | | | | | | | | | | | | |
| Aggregate | 46.7 | 53.3 | 32.0 | 14.7 | 68.4 | 31.6 | 47.8 | 34.4 | 13.4 | 52.2 | 72.0 | 28.0 |
| White (total)..... | 49.7 | 50.3 | 33.8 | 15.9 | 68.0 | 32.0 | 51.5 | 36.7 | 14.8 | 48.5 | 71.2 | 28.8 |
| Native white..... | 51.1 | 48.9 | 35.7 | 15.4 | 69.9 | 30.1 | | | | | | |
| Foreign white..... | 46.1 | 53.9 | 28.7 | 17.4 | 62.4 | 37.6 | | | | | | |
| Persons of negro descent..... | 21.9 | 78.1 | 16.2 | 5.7 | 73.9 | 26.1 | 18.7 | 16.6 | 2.1 | 81.3 | 88.8 | 11.2 |
| Indian..... | 91.2 | 8.8 | 90.4 | 0.8 | 99.1 | 0.9 | 65.1 | 62.3 | 2.8 | 34.9 | 95.7 | 4.3 |
| Chinese and Japanese..... | 8.6 | 91.4 | 8.0 | 0.6 | 92.9 | 7.1 | 13.7 | 13.3 | 0.4 | 86.3 | 97.0 | 3.0 |
| FARM HOMES. | | | | | | | | | | | | |
| Aggregate..... | 64.4 | 35.6 | 44.4 | 20.0 | 68.9 | 31.1 | 65.9 | 47.3 | 18.6 | 34.1 | 71.8 | 28.2 |
| White (total)..... | 70.3 | 29.7 | 48.2 | 22.1 | 68.5 | 31.5 | 71.7 | 50.9 | 20.8 | 28.3 | 71.0 | 29.0 |
| Native white..... | 68.2 | 31.8 | 48.1 | 20.1 | 70.6 | 29.4 | | | | | | |
| Foreign white..... | 81.2 | 18.8 | 48.4 | 32.8 | 59.6 | 40.4 | | | | | | |
| Persons of negro descent..... | 25.4 | 74.6 | 18.3 | 7.1 | 72.0 | 28.0 | 22.0 | 19.8 | 2.2 | 78.0 | 89.8 | 10.2 |
| Indian..... | 95.5 | 4.5 | 94.5 | 1.0 | 99.0 | 1.0 | 79.3 | 75.6 | 3.7 | 20.7 | 95.3 | 4.7 |
| Chinese and Japanese..... | 8.8 | 91.2 | 6.3 | 2.5 | 71.6 | 28.4 | 10.1 | 8.8 | 1.3 | 89.9 | 86.9 | 13.1 |
| OTHER HOMES. | | | | | | | | | | | | |
| Aggregate..... | 36.5 | 63.5 | 24.8 | 11.7 | 68.0 | 32.0 | 36.9 | 26.7 | 10.2 | 63.1 | 72.3 | 27.7 |
| White (total)..... | 38.3 | 61.7 | 25.8 | 12.5 | 67.4 | 32.6 | 39.4 | 28.2 | 11.2 | 60.6 | 71.4 | 28.6 |
| Native white..... | 39.1 | 60.9 | 27.0 | 12.1 | 69.1 | 30.9 | | | | | | |
| Foreign white..... | 36.7 | 63.3 | 23.5 | 13.2 | 64.0 | 36.0 | | | | | | |
| Persons of negro descent..... | 19.0 | 81.0 | 14.5 | 4.5 | 76.1 | 23.9 | 16.7 | 14.7 | 2.0 | 83.3 | 88.0 | 12.0 |
| Indian..... | 86.6 | 13.4 | 86.0 | 0.6 | 99.3 | 0.7 | 52.9 | 50.8 | 2.1 | 47.1 | 96.1 | 3.9 |
| Chinese and Japanese..... | 8.5 | 91.5 | 8.0 | 0.5 | 94.3 | 5.7 | 13.9 | 13.5 | 0.4 | 86.1 | 97.3 | 2.7 |

¹For the mainland of the United States.

Of the 15,963,965 heads of private families occupying homes in 1900, 10,206,500 are native white, 3,857,291 are foreign white, 1,833,759 are of negro descent, 50,611 are Indians, and 15,804 are Chinese or Japanese.

The proportion of hired homes occupied by foreign white heads of families in 1900 is somewhat larger than the equivalent proportion for native white heads of families, or 53.9 per cent for foreign white heads, as compared with 48.9 per cent for native white heads. No separation of the white proprietors, on the basis of native or foreign birth, was made in 1890, but a comparison of the proportions for all the white proprietors shows for 1900 an increased proportion of hired homes. White proprietors in 1900 occupy owned and hired homes in very nearly equal proportions, the owners constituting 49.6 per cent and the tenants 50.4 per cent of all the homes for this class of proprietors.

Of the homes occupied by negro heads of families in 1900, 21.9 per cent are owned and 78.1 per cent are hired, the proportion of owned homes in 1900 being somewhat larger than the proportion reported for 1890, when only 18.7 per cent of all the homes occupied by negro proprietors were owned.

More than nine-tenths of all the homes occupied by Indian heads of families are owned; but this large proportion is due to the legal conditions affecting the holding of lands by Indians—under which encumbrance is practically barred—as well as to communal proprietorship in many cases, which is unfavorable to mortgaging, although mortgaging is not necessarily forbidden. As

stated in the report for 1890, in all cases where the Indians have a communal proprietorship, each family is counted as an owner, as this is much more nearly an ownership than a tenancy. There has been a very material increase since 1890 in the proportion of Indian proprietors occupying owned homes; but this is probably due in large part to the fact that the report for 1890 does not cover all Indians (reservation and civilized) as it does in 1900.

For Chinese and Japanese heads of families the conditions, as compared with Indians, are very nearly reversed, more than nine-tenths of the homes occupied by them in 1900 being hired, and very nearly as large a proportion in 1890.

About two-thirds, 68 per cent, of all the homes owned by white proprietors in 1900 are free of encumbrance, as compared with 71.2 per cent in 1890. Nearly three-fourths of all the owned homes occupied by negro proprietors are also free of encumbrance, but the proportion in 1900 is very much less than in 1890, when 88.3 per cent were unencumbered. The homes owned subject to encumbrance in 1900 by Indian and Chinese and Japanese heads of families constitute but a very small proportion of the entire number of homes owned by these classes, 0.9 per cent for Indian proprietors and 7.1 per cent for Chinese and Japanese proprietors.

Persons owning and hiring their homes are further distinguished by sex, and the facts as to proprietorship and encumbrance in 1890 and 1900 are presented for each sex separately in table CVIII.

TABLE CVIII.—Percentage of persons owning and hiring their homes, classified by sex: 1890 and 1900.¹

| KIND OF HOMES AND SEX. | NUMBERS—PRIVATE FAMILIES: 1900. | | | | | | |
|------------------------|---------------------------------|--------------|-----------|-------------|----------|--------------|----------|
| | Aggregate. | Owned homes. | | | | Hired homes. | Unknown. |
| | | Total. | Free. | Encumbered. | Unknown. | | |
| ALL HOMES. | | | | | | | |
| Aggregate | 15,963,965 | 7,205,212 | 4,727,542 | 2,179,769 | 297,901 | 8,223,775 | 534,978 |
| Males | 14,022,546 | 6,324,202 | 4,053,815 | 2,015,362 | 255,025 | 7,269,099 | 429,245 |
| Females..... | 1,941,419 | 881,010 | 673,727 | 164,407 | 42,876 | 954,676 | 105,733 |
| FARM HOMES. | | | | | | | |
| Aggregate..... | 5,689,838 | 3,688,403 | 2,419,180 | 1,093,164 | 126,059 | 2,010,605 | 40,830 |
| Males | 5,327,543 | 3,361,937 | 2,202,823 | 1,044,006 | 115,108 | 1,927,318 | 33,288 |
| Females..... | 362,295 | 276,466 | 216,357 | 49,158 | 10,951 | 83,287 | 2,542 |
| OTHER HOMES. | | | | | | | |
| Aggregate..... | 10,274,127 | 3,566,809 | 2,308,362 | 1,086,605 | 171,842 | 6,213,170 | 494,148 |
| Males | 8,695,003 | 2,962,265 | 1,850,992 | 971,356 | 139,917 | 5,341,781 | 390,957 |
| Females..... | 1,579,124 | 604,544 | 457,370 | 115,249 | 31,925 | 871,389 | 103,191 |

*

¹For the mainland of the United States.

PROPRIETORSHIP OF HOMES.

ccix

TABLE CVIII.—Percentage of persons owning and hiring their homes, classified by sex: 1890 and 1900¹—Continued.

| KIND OF HOMES AND SEX. | PERCENTAGES—PRIVATE FAMILIES: 1900. | | | | | | PERCENTAGES—TOTAL FAMILIES: 1890. | | | | | |
|------------------------|-------------------------------------|--------|--------------------------------|--------------------|---------------------------|--------------|-----------------------------------|-------|--------------|--------------|-----------------------|--------------------|
| | Proprietorship of homes known. | | Unknown ownership apportioned. | | Ownership of homes known. | | Owned homes. | | | Hired homes. | Of total owned homes. | |
| | Owued. | Hired. | Owued free. | Owued encum-bered. | Free. | Encum-bered. | Total. | Free. | Encum-bered. | | Owued free. | Owued encum-bered. |
| ALL HOMES. | | | | | | | | | | | | |
| Aggregate | 46.7 | 53.3 | 32.0 | 14.7 | 68.4 | 31.6 | 47.8 | 34.4 | 13.4 | 52.2 | 72.0 | 28.0 |
| Males | 46.5 | 53.5 | 31.1 | 15.4 | 66.8 | 33.2 | 46.2 | 32.7 | 13.5 | 53.8 | 70.7 | 29.3 |
| Females | 48.0 | 52.0 | 38.6 | 9.4 | 80.4 | 19.6 | 57.1 | 44.7 | 12.4 | 42.9 | 78.2 | 21.8 |
| FARM HOMES. | | | | | | | | | | | | |
| Aggregate | 64.4 | 35.6 | 44.4 | 20.0 | 68.9 | 31.1 | 65.9 | 47.3 | 18.6 | 34.1 | 71.8 | 28.2 |
| Males | 63.6 | 36.4 | 43.1 | 20.5 | 67.8 | 32.2 | 64.4 | 45.7 | 18.7 | 35.6 | 71.0 | 29.0 |
| Females | 76.8 | 23.2 | 62.6 | 14.2 | 81.5 | 18.5 | 84.4 | 66.2 | 18.2 | 15.6 | 78.5 | 21.5 |
| OTHER HOMES. | | | | | | | | | | | | |
| Aggregate | 36.5 | 63.5 | 24.8 | 11.7 | 68.0 | 32.0 | 36.9 | 26.7 | 10.2 | 63.1 | 72.3 | 27.7 |
| Males | 35.7 | 64.3 | 23.4 | 12.3 | 65.6 | 34.4 | 33.9 | 23.3 | 10.1 | 66.1 | 70.4 | 29.6 |
| Females | 41.0 | 59.0 | 32.7 | 8.3 | 79.9 | 20.1 | 50.2 | 39.2 | 11.0 | 49.8 | 78.1 | 21.9 |

¹ For the mainland of the United States.

The 15,963,965 heads of private families in 1900 are divided into 14,022,546 male heads and 1,941,419 female heads, and a comparison of the facts of proprietorship for homes presided over by male and female heads, respectively, shows that a somewhat larger proportion of the homes with female heads is owned, or 48 per cent for female proprietors, as compared with 46.5 per cent for male proprietors. Similarly, there is a larger proportion of owned homes reported free of encumbrance for female heads than for male heads in 1900, the owned free homes with female proprietors constituting 80.4 per cent of all the owned homes for this class of proprietors, as compared with 66.8 per cent for owned free homes of all the owned homes with male proprietors.

The proportion of owned farm homes in 1900 is very much larger for female proprietors than for male proprietors, being 76.8 per cent for females and 63.6 per

cent for males; but for homes other than farm homes the difference in the proportion is not so large. As compared with 1890, there is an increased proportion of owned homes for male proprietors, for all homes and for homes other than farm homes, with only a slight decrease in the proportion for farm homes. There has been a considerable decrease, however, in the proportion of owned homes in each case for female proprietors; but how much of this is due to limiting the definition of proprietors in 1900 to heads of families only, instead of including the owning members (in place of heads) of families, as in 1890, can not be stated.

The proprietors are distributed according to age in table cix, the comparisons by periods of years in 1890 and 1900 being made to conform to the age classification of proprietors used at the present census, which differs somewhat from that given in the report for 1890.

STATISTICS OF POPULATION.

TABLE CIX.—Percentage of persons owning and hiring their homes, classified by age periods: 1890 and 1900.¹

| KIND OF HOMES AND AGE PERIODS. | NUMBERS—PRIVATE FAMILIES: 1900. | | | | | | |
|--------------------------------|---------------------------------|--------------|-----------|-------------|----------|--------------|----------|
| | Aggregate. | Owned homes. | | | | Hired homes. | Unknown. |
| | | Total. | Free. | Encumbered. | Unknown. | | |
| ALL HOMES. | | | | | | | |
| Aggregate | 15,963,965 | 7,205,212 | 4,727,542 | 2,179,769 | 297,901 | 8,223,775 | 534,978 |
| Under 25 years..... | 827,572 | 125,457 | 81,110 | 35,554 | 8,793 | 686,055 | 66,000 |
| Under 21 years..... | 117,525 | 13,032 | 9,380 | 2,434 | 1,218 | 88,259 | 16,234 |
| 21 to 24 years..... | 710,047 | 112,425 | 71,730 | 33,120 | 7,575 | 547,796 | 49,826 |
| 25 to 34 years..... | 3,785,658 | 1,038,680 | 607,811 | 380,362 | 50,507 | 2,590,768 | 156,210 |
| 35 to 44 years..... | 4,183,859 | 1,812,049 | 1,081,883 | 658,377 | 71,789 | 2,255,078 | 116,732 |
| 45 to 54 years..... | 3,354,049 | 1,767,120 | 1,145,205 | 554,140 | 67,775 | 1,506,895 | 80,033 |
| 55 years and over..... | 3,758,046 | 2,443,792 | 1,798,984 | 547,766 | 97,042 | 1,209,749 | 104,505 |
| 55 to 64 years..... | 2,189,885 | 1,355,256 | 952,778 | 351,391 | 51,087 | 780,995 | 53,634 |
| 65 years and over..... | 1,568,161 | 1,088,536 | 846,206 | 196,375 | 45,955 | 428,754 | 50,871 |
| Age unknown..... | 54,781 | 18,114 | 12,549 | 3,570 | 1,995 | 25,229 | 11,488 |
| FARM HOMES. | | | | | | | |
| Aggregate | 5,689,838 | 3,638,403 | 2,419,180 | 1,093,164 | 126,059 | 2,010,605 | 40,830 |
| Under 25 years..... | 279,525 | 76,419 | 51,293 | 21,298 | 3,828 | 198,679 | 4,427 |
| Under 21 years..... | 35,002 | 7,634 | 5,672 | 1,498 | 464 | 26,623 | 740 |
| 21 to 24 years..... | 244,523 | 68,785 | 45,621 | 19,800 | 3,364 | 172,051 | 3,687 |
| 25 to 34 years..... | 1,206,330 | 541,064 | 335,343 | 184,376 | 21,345 | 653,418 | 11,848 |
| 35 to 44 years..... | 1,418,729 | 908,250 | 556,764 | 320,857 | 30,629 | 501,579 | 8,900 |
| 45 to 54 years..... | 1,302,759 | 916,375 | 603,807 | 281,994 | 30,574 | 379,772 | 6,612 |
| 55 years and over..... | 1,468,945 | 1,188,928 | 866,869 | 283,046 | 39,013 | 271,263 | 8,754 |
| 55 to 64 years..... | 869,271 | 683,475 | 478,920 | 182,639 | 21,916 | 181,294 | 4,502 |
| 65 years and over..... | 599,674 | 505,453 | 387,949 | 100,407 | 17,097 | 89,969 | 4,252 |
| Age unknown..... | 13,550 | 7,367 | 5,104 | 1,593 | 670 | 5,894 | 289 |
| OTHER HOMES. | | | | | | | |
| Aggregate..... | 10,274,127 | 3,566,809 | 2,308,362 | 1,086,605 | 171,842 | 6,213,170 | 494,148 |
| Under 25 years..... | 548,047 | 49,038 | 29,817 | 14,256 | 4,965 | 437,376 | 61,633 |
| Under 21 years..... | 82,523 | 5,398 | 3,708 | 936 | 754 | 61,631 | 15,494 |
| 21 to 24 years..... | 465,524 | 43,640 | 26,109 | 13,320 | 4,211 | 375,745 | 46,139 |
| 25 to 34 years..... | 2,379,328 | 497,616 | 272,468 | 195,986 | 29,182 | 1,937,350 | 144,362 |
| 35 to 44 years..... | 2,765,130 | 903,799 | 525,119 | 337,520 | 41,160 | 1,753,499 | 107,832 |
| 45 to 54 years..... | 2,051,290 | 850,745 | 541,898 | 272,146 | 37,201 | 1,127,124 | 73,421 |
| 55 years and over..... | 2,289,101 | 1,254,864 | 932,115 | 264,720 | 58,029 | 938,486 | 95,751 |
| 55 to 64 years..... | 1,320,614 | 671,781 | 473,858 | 168,752 | 29,171 | 599,701 | 49,132 |
| 65 years and over..... | 968,487 | 583,083 | 458,257 | 95,968 | 28,858 | 338,785 | 46,619 |
| Age unknown..... | 41,231 | 10,747 | 7,445 | 1,977 | 1,325 | 19,335 | 11,149 |

| KIND OF HOMES AND AGE PERIODS. | PERCENTAGES—PRIVATE FAMILIES: 1900. | | | | | | PERCENTAGES—TOTAL FAMILIES: 1890. | | | | | |
|--------------------------------|-------------------------------------|--------|--------------------------------|-------------------|---------------------------|-------------|-----------------------------------|-------|-------------|--------------|-----------------------|-------------------|
| | Proprietorship of homes known. | | Unknown ownership apportioned. | | Ownership of homes known. | | Owned homes. | | | Hired homes. | Of total owned homes. | |
| | Owued. | Hired. | Owued free. | Owued encumbered. | Free. | Encumbered. | Total. | Free. | Encumbered. | | Owued free. | Owued encumbered. |
| ALL HOMES. | | | | | | | | | | | | |
| Aggregate..... | 46.7 | 53.3 | 32.0 | 14.7 | 68.4 | 31.6 | 47.8 | 34.4 | 13.4 | 52.2 | 72.0 | 28.0 |
| Under 25 years..... | 16.5 | 83.5 | 11.5 | 5.0 | 69.5 | 30.5 | 20.1 | 15.1 | 5.0 | 79.9 | 75.1 | 24.9 |
| Under 21 years..... | 12.9 | 87.1 | 10.2 | 2.7 | 79.4 | 20.6 | | | | | | |
| 21 to 24 years..... | 17.0 | 83.0 | 11.6 | 5.4 | 68.4 | 31.6 | | | | | | |
| 25 to 34 years..... | 28.6 | 71.4 | 17.6 | 11.0 | 61.5 | 38.5 | 32.6 | 21.5 | 11.1 | 67.4 | 66.1 | 33.9 |
| 35 to 44 years..... | 44.6 | 55.4 | 27.7 | 16.9 | 62.2 | 37.8 | 45.3 | 30.6 | 14.7 | 54.7 | 67.6 | 32.4 |
| 45 to 54 years..... | 54.0 | 46.0 | 36.4 | 17.6 | 67.4 | 32.6 | 54.6 | 38.6 | 16.0 | 45.4 | 70.8 | 29.2 |
| 55 years and over..... | 66.9 | 33.1 | 51.3 | 15.6 | 76.7 | 23.3 | 66.8 | 52.9 | 13.9 | 33.2 | 79.2 | 20.8 |
| 55 to 64 years..... | 63.4 | 36.6 | 46.3 | 17.1 | 73.1 | 26.9 | | | | | | |
| 65 years and over..... | 71.7 | 28.3 | 58.2 | 13.5 | 81.2 | 18.8 | | | | | | |
| Age unknown..... | 41.8 | 58.2 | 32.5 | 9.3 | 77.9 | 22.1 | | | | | | |

¹ For the mainland of the United States.

PROPRIETORSHIP OF HOMES.

TABLE CIX.—Percentage of persons owning and hiring their homes, classified by age periods: 1890 and 1900¹—Continued.

| KIND OF HOMES AND AGE PERIODS. | PERCENTAGES—PRIVATE FAMILIES: 1900. | | | | | | PERCENTAGES—TOTAL FAMILIES: 1890. | | | | | |
|--------------------------------|-------------------------------------|--------|--------------------------------|-------------------|---------------------------|-------------|-----------------------------------|-------|-------------|--------------|-----------------------|-------------------|
| | Proprietorship of homes known. | | Unknown ownership apportioned. | | Ownership of homes known. | | Owned homes. | | | Hired homes. | Of total owned homes. | |
| | Owued. | Hired. | Owued free. | Owued encumbered. | Free. | Encumbered. | Total. | Free. | Encumbered. | | Owued free. | Owued encumbered. |
| FARM HOMES. | | | | | | | | | | | | |
| Aggregate | 64.4 | 35.6 | 44.4 | 20.0 | 68.9 | 31.1 | 65.9 | 47.3 | 18.6 | 34.1 | 71.8 | 28.2 |
| Under 25 years | 27.8 | 72.2 | 19.6 | 8.2 | 70.7 | 29.3 | 32.6 | 25.4 | 7.2 | 67.4 | 78.1 | 21.9 |
| Under 21 years | 22.3 | 77.7 | 17.6 | 4.7 | 79.1 | 20.9 | | | | | | |
| 21 to 24 years | 28.6 | 71.4 | 19.9 | 8.7 | 69.7 | 30.3 | | | | | | |
| 25 to 34 years | 45.3 | 54.7 | 29.2 | 16.1 | 64.5 | 35.5 | 49.8 | 33.9 | 15.9 | 50.2 | 68.1 | 31.9 |
| 35 to 44 years | 64.4 | 35.6 | 40.9 | 23.5 | 63.4 | 36.6 | 64.0 | 43.6 | 20.4 | 36.0 | 68.2 | 31.8 |
| 45 to 54 years | 70.7 | 29.3 | 48.2 | 22.5 | 68.2 | 31.8 | 72.3 | 50.5 | 21.8 | 27.7 | 69.8 | 30.2 |
| 55 years and over | 81.4 | 18.6 | 61.4 | 20.0 | 75.4 | 24.6 | 82.2 | 63.6 | 18.6 | 17.8 | 77.4 | 22.6 |
| 55 to 64 years | 79.0 | 21.0 | 57.2 | 21.8 | 72.4 | 27.6 | | | | | | |
| 65 years and over | 84.9 | 15.1 | 67.4 | 17.5 | 79.4 | 20.6 | | | | | | |
| Age unknown | 55.6 | 44.4 | 42.4 | 13.2 | 76.2 | 23.8 | | | | | | |
| OTHER HOMES. | | | | | | | | | | | | |
| Aggregate | 36.5 | 63.5 | 24.8 | 11.7 | 68.0 | 32.0 | 36.9 | 26.7 | 10.2 | 63.1 | 72.3 | 27.7 |
| Under 25 years | 10.1 | 89.9 | 6.8 | 3.3 | 67.7 | 32.3 | 13.5 | 9.6 | 3.9 | 86.5 | 71.4 | 28.6 |
| Under 21 years | 8.1 | 91.9 | 6.5 | 1.6 | 79.8 | 20.2 | | | | | | |
| 21 to 24 years | 10.4 | 89.6 | 6.9 | 3.5 | 66.2 | 33.8 | | | | | | |
| 25 to 34 years | 20.4 | 79.6 | 11.9 | 8.5 | 58.2 | 41.8 | 23.8 | 15.2 | 8.6 | 76.2 | 63.9 | 36.1 |
| 35 to 44 years | 34.0 | 66.0 | 20.7 | 13.3 | 60.9 | 39.1 | 34.8 | 23.3 | 11.5 | 65.2 | 67.0 | 33.0 |
| 45 to 54 years | 43.0 | 57.0 | 28.6 | 14.4 | 66.5 | 33.5 | 43.2 | 31.0 | 12.2 | 56.8 | 71.9 | 28.1 |
| 55 years and over | 57.2 | 42.8 | 44.6 | 12.6 | 77.9 | 22.1 | 55.5 | 45.1 | 10.4 | 44.5 | 81.3 | 18.7 |
| 55 to 64 years | 52.8 | 47.2 | 38.9 | 13.9 | 73.7 | 26.3 | | | | | | |
| 65 years and over | 63.3 | 36.7 | 52.3 | 11.0 | 82.7 | 17.3 | | | | | | |
| Age unknown | 35.7 | 64.3 | 28.2 | 7.5 | 79.0 | 21.0 | | | | | | |

¹For the mainland of the United States.

The smallest proportions of owned homes are reported in 1900 for the proprietors in the youngest age groups, the proportion of owners increasing in each age group up to the highest. Starting with 12.9 per cent of owners for proprietors less than 21 years of age; an increased proportion is shown for each age group until somewhat more than one-half of all the proprietors from 45 to 54 years of age are home owners, while for those 65 years of age and upward more than seven-tenths are owners.

With respect to the encumbrance of owned homes,

the table shows for each age group a considerable proportion of encumbered homes in 1900, varying from 18.8 for those 65 years of age and upward to 37.8 for those from 35 to 44 years of age and to 38.5 for those from 25 to 34 years of age.

A final classification of the number and proportion of white proprietors in 1900 is made according to parentage in table cx, in comparison with very nearly equivalent proportions based upon place of birth in 1890, but covering in both cases practically the same nationalities.

STATISTICS OF POPULATION.

TABLE CX.—Percentage of white persons owning and hiring their homes, distributed for 1900¹ according to parentage, and for 1890 according to place of birth.

| KIND OF HOMES AND BIRTHPLACE OF PARENTS. | NUMBERS—PRIVATE FAMILIES: 1900. | | | | | | |
|---|---------------------------------|--------------|-----------|-------------|----------|--------------|----------|
| | Aggregate. | Owned homes. | | | | Hired homes. | Unknown. |
| | | Total. | Free. | Encumbered. | Unknown. | | |
| ALL HOMES. | | | | | | | |
| Aggregate..... | 14,068,791 | 6,788,069 | 4,432,904 | 2,089,452 | 265,713 | 6,871,037 | 404,685 |
| United States (or unknown)..... | 8,080,784 | 4,149,980 | 2,847,619 | 1,122,181 | 180,180 | 8,692,075 | 288,679 |
| Austria-Hungary ² | 191,946 | 66,391 | 39,113 | 25,457 | 1,821 | 119,991 | 5,564 |
| Canada (English) ³ | 207,252 | 86,381 | 48,712 | 34,527 | 3,142 | 113,898 | 6,973 |
| Canada (French) ³ | 159,570 | 52,695 | 28,601 | 22,397 | 1,697 | 102,519 | 4,356 |
| Germany..... | 1,981,817 | 988,179 | 594,519 | 364,312 | 29,948 | 947,828 | 45,810 |
| Great Britain..... | 884,101 | 383,530 | 243,122 | 127,668 | 12,740 | 428,175 | 22,896 |
| Ireland..... | 1,233,457 | 499,371 | 308,459 | 174,734 | 16,178 | 699,413 | 34,673 |
| Italy..... | 141,581 | 20,488 | 12,039 | 7,473 | 976 | 114,857 | 6,236 |
| Russia and Poland..... | 250,043 | 59,732 | 29,045 | 28,916 | 1,771 | 182,528 | 7,783 |
| Russia..... | 128,101 | 21,220 | 12,093 | 8,339 | 788 | 102,399 | 4,482 |
| Poland..... | 121,942 | 38,512 | 16,952 | 20,577 | 983 | 80,129 | 3,301 |
| Scandinavia ⁴ | 436,720 | 246,662 | 134,957 | 103,314 | 8,391 | 177,886 | 12,172 |
| All other countries..... | 318,413 | 139,243 | 89,475 | 43,488 | 6,280 | 166,033 | 13,137 |
| Of mixed foreign parentage ⁵ | 228,157 | 95,417 | 57,243 | 34,935 | 3,189 | 125,834 | 6,906 |
| FARM HOMES. | | | | | | | |
| Aggregate..... | 4,905,853 | 3,424,098 | 2,269,437 | 1,042,796 | 111,865 | 1,448,756 | 82,999 |
| United States (or unknown)..... | 3,578,773 | 2,404,761 | 1,632,145 | 638,234 | 84,382 | 1,148,982 | 25,030 |
| Austria-Hungary ² | 34,869 | 27,544 | 16,260 | 10,629 | 655 | 7,154 | 171 |
| Canada (English) ³ | 49,965 | 37,815 | 19,835 | 16,952 | 1,023 | 11,729 | 421 |
| Canada (French) ³ | 24,401 | 19,041 | 10,095 | 8,529 | 417 | 5,206 | 154 |
| Germany..... | 522,222 | 393,547 | 227,247 | 156,248 | 10,052 | 125,883 | 2,792 |
| Great Britain..... | 183,106 | 141,009 | 87,748 | 49,275 | 3,986 | 40,947 | 1,150 |
| Ireland..... | 176,960 | 141,698 | 85,314 | 52,650 | 3,734 | 34,193 | 1,069 |
| Italy..... | 5,321 | 3,235 | 2,091 | 1,005 | 139 | 2,034 | 52 |
| Russia and Poland..... | 25,888 | 21,547 | 12,010 | 8,936 | 601 | 4,190 | 151 |
| Russia..... | 13,410 | 10,800 | 7,215 | 3,211 | 374 | 2,504 | 106 |
| Poland..... | 12,478 | 10,747 | 4,795 | 5,725 | 227 | 1,686 | 45 |
| Scandinavia ⁴ | 174,685 | 139,824 | 70,782 | 64,872 | 4,170 | 33,757 | 1,104 |
| All other countries..... | 80,829 | 57,045 | 34,608 | 20,780 | 1,657 | 23,136 | 598 |
| Of mixed foreign parentage ⁵ | 48,834 | 37,032 | 21,302 | 14,636 | 1,044 | 11,495 | 307 |
| OTHER HOMES. | | | | | | | |
| Aggregate..... | 9,157,938 | 3,363,971 | 2,163,467 | 1,046,656 | 159,843 | 5,422,281 | 371,686 |
| United States (or unknown)..... | 4,501,961 | 1,745,219 | 1,165,474 | 483,947 | 95,798 | 2,543,093 | 213,649 |
| Austria-Hungary ² | 157,077 | 38,847 | 22,853 | 14,828 | 1,166 | 112,837 | 5,393 |
| Canada (English) ³ | 157,287 | 48,566 | 28,877 | 17,575 | 2,114 | 102,169 | 6,552 |
| Canada (French) ³ | 135,169 | 33,654 | 18,506 | 13,868 | 1,280 | 97,313 | 4,202 |
| Germany..... | 1,459,595 | 594,632 | 367,272 | 208,064 | 19,296 | 321,945 | 43,018 |
| Great Britain..... | 650,995 | 242,521 | 155,374 | 78,393 | 8,754 | 387,228 | 21,246 |
| Ireland..... | 1,056,497 | 357,673 | 223,145 | 122,084 | 12,444 | 665,220 | 33,604 |
| Italy..... | 136,260 | 17,253 | 9,948 | 6,468 | 337 | 112,823 | 6,184 |
| Russia and Poland..... | 224,155 | 38,135 | 17,035 | 19,930 | 1,170 | 178,338 | 7,632 |
| Russia..... | 114,691 | 10,420 | 4,878 | 5,128 | 414 | 99,895 | 4,376 |
| Poland..... | 109,464 | 27,765 | 12,157 | 14,852 | 756 | 78,443 | 3,256 |
| Scandinavia ⁴ | 262,035 | 106,838 | 64,175 | 38,442 | 4,221 | 144,129 | 11,068 |
| All other countries..... | 237,584 | 32,193 | 54,867 | 22,708 | 4,623 | 142,347 | 12,539 |
| Of mixed foreign parentage ⁵ | 179,323 | 58,385 | 35,941 | 20,299 | 2,145 | 114,339 | 6,599 |

¹ For the mainland of the United States.² Includes Bohemia.³ Includes Newfoundland.⁴ Norway, Sweden, and Denmark.⁵ Both parents of foreign birth but of different nationalities.

PROPRIETORSHIP OF HOMES.

TABLE CX.—Percentage of white persons owning and hiring their homes, distributed for 1900¹ according to parentage, and for 1890 according to place of birth—Continued.

| KIND OF HOMES AND BIRTHPLACE OF PARENTS. | PERCENTAGES—PRIVATE FAMILIES: 1900. | | | | | | PERCENTAGES—TOTAL FAMILIES: 1890. | | | | | |
|---|-------------------------------------|--------|--------------------------------|-------------------|---------------------------|-------------|-----------------------------------|-------|-------------|--------------|-----------------------|-------------------|
| | Proprietorship of homes known. | | Unknown ownership apportioned. | | Ownership of homes known. | | Owned homes. | | | Hired homes. | Of total owned homes. | |
| | Owued. | Hired. | Owued free. | Owued encumbered. | Free. | Encumbered. | Total. | Free. | Encumbered. | | Owued free. | Owued encumbered. |
| ALL HOMES. | | | | | | | | | | | | |
| Aggregate | 49.7 | 50.3 | 33.8 | 15.9 | 68.0 | 32.0 | 51.5 | 36.7 | 14.8 | 48.5 | 71.2 | 28.8 |
| United States (or unknown)..... | 52.9 | 47.1 | 37.9 | 15.0 | 71.7 | 28.3 | 53.0 | 39.1 | 13.9 | 47.0 | 73.8 | 26.2 |
| Austria-Hungary ² | 35.6 | 64.4 | 21.6 | 14.0 | 60.6 | 39.4 | 41.1 | 25.4 | 15.7 | 58.9 | 61.8 | 38.2 |
| Canada (English) ³ | 43.1 | 56.9 | 25.2 | 17.9 | 58.5 | 41.5 | 46.7 | 27.0 | 19.7 | 53.3 | 57.8 | 42.2 |
| Canada (French) ³ | 33.9 | 66.1 | 19.0 | 14.9 | 56.1 | 43.9 | 31.4 | 18.1 | 13.3 | 68.6 | 57.7 | 42.3 |
| Germany..... | 51.0 | 49.0 | 31.6 | 19.4 | 62.0 | 38.0 | 52.5 | 33.8 | 18.7 | 47.5 | 64.5 | 35.5 |
| Great Britain..... | 47.2 | 52.8 | 31.0 | 16.2 | 65.6 | 34.4 | 45.6 | 30.7 | 14.9 | 54.4 | 67.4 | 32.6 |
| Ireland..... | 41.7 | 58.3 | 26.6 | 15.1 | 63.8 | 36.2 | 43.5 | 29.6 | 13.9 | 56.5 | 63.1 | 31.9 |
| Italy..... | 15.1 | 84.9 | 9.3 | 5.8 | 61.7 | 38.3 | 14.5 | 11.2 | 3.3 | 85.5 | 77.3 | 22.7 |
| Russia and Poland..... | 24.7 | 75.3 | 12.4 | 12.3 | 50.1 | 49.9 | 31.4 | 16.6 | 14.8 | 68.6 | 52.8 | 47.2 |
| Russia..... | 17.2 | 82.8 | 10.2 | 7.0 | 59.2 | 40.8 | | | | | | |
| Poland..... | 32.5 | 67.5 | 14.7 | 17.8 | 45.2 | 54.8 | | | | | | |
| Scandinavia ⁴ | 58.1 | 41.9 | 32.9 | 25.2 | 56.6 | 43.4 | 60.6 | 34.0 | 26.6 | 39.4 | 56.0 | 44.0 |
| All other countries..... | 45.6 | 54.4 | 30.7 | 14.9 | 67.3 | 32.7 | 47.4 | 33.1 | 14.3 | 52.6 | 70.0 | 30.0 |
| Of mixed foreign parentage ⁵ | 43.1 | 56.9 | 26.8 | 16.3 | 62.1 | 37.9 | | | | | | |
| FARM HOMES. | | | | | | | | | | | | |
| Aggregate..... | 70.3 | 29.7 | 48.2 | 22.1 | 68.5 | 31.5 | 71.7 | 50.9 | 20.8 | 28.3 | 71.0 | 29.0 |
| United States (or unknown)..... | 67.7 | 32.3 | 49.1 | 18.6 | 72.5 | 27.5 | 69.4 | 51.5 | 17.9 | 30.6 | 74.3 | 25.7 |
| Austria-Hungary ² | 79.4 | 20.6 | 48.0 | 31.4 | 60.5 | 39.5 | 81.2 | 46.5 | 34.7 | 18.8 | 57.3 | 42.7 |
| Canada (English) ³ | 76.3 | 23.7 | 41.1 | 35.2 | 53.9 | 46.1 | 80.3 | 40.0 | 40.3 | 19.7 | 49.8 | 50.2 |
| Canada (French) ³ | 78.5 | 21.5 | 42.5 | 36.0 | 54.2 | 45.8 | 82.8 | 44.9 | 37.9 | 17.2 | 54.2 | 45.8 |
| Germany..... | 75.8 | 24.2 | 44.9 | 30.9 | 59.3 | 40.7 | 80.9 | 43.8 | 32.1 | 19.1 | 60.3 | 39.7 |
| Great Britain..... | 77.5 | 22.5 | 49.6 | 27.9 | 64.0 | 36.0 | 82.6 | 51.9 | 30.7 | 17.4 | 62.9 | 37.1 |
| Ireland..... | 80.6 | 19.4 | 49.8 | 30.8 | 61.8 | 38.2 | 86.9 | 53.5 | 33.4 | 13.1 | 61.5 | 38.5 |
| Italy..... | 61.4 | 38.6 | 41.5 | 19.9 | 67.5 | 32.5 | 67.6 | 49.0 | 18.6 | 32.4 | 72.5 | 27.5 |
| Russia and Poland..... | 83.7 | 16.3 | 48.0 | 35.7 | 57.3 | 42.7 | 84.0 | 39.8 | 44.2 | 16.0 | 47.4 | 52.6 |
| Russia..... | 81.2 | 18.8 | 56.2 | 25.0 | 69.2 | 30.8 | | | | | | |
| Poland..... | 86.4 | 13.6 | 39.4 | 47.0 | 45.6 | 54.4 | | | | | | |
| Scandinavia ⁴ | 80.6 | 19.4 | 42.1 | 33.5 | 52.2 | 47.8 | 85.0 | 43.4 | 41.6 | 15.0 | 51.0 | 49.0 |
| All other countries..... | 71.1 | 28.9 | 44.4 | 26.7 | 62.5 | 37.5 | 77.0 | 49.0 | 28.0 | 23.0 | 63.6 | 36.4 |
| Of mixed foreign parentage ⁵ | 76.3 | 23.7 | 45.2 | 31.1 | 59.2 | 40.8 | | | | | | |
| OTHER HOMES. | | | | | | | | | | | | |
| Aggregate..... | 38.3 | 61.7 | 25.8 | 12.5 | 67.4 | 32.6 | 39.4 | 28.2 | 11.2 | 60.6 | 71.4 | 28.6 |
| United States (or unknown)..... | 40.7 | 59.3 | 28.8 | 11.9 | 70.7 | 29.3 | 40.5 | 29.6 | 10.9 | 59.5 | 78.1 | 26.9 |
| Austria-Hungary ² | 25.6 | 74.4 | 15.5 | 10.1 | 60.6 | 39.4 | 23.2 | 18.6 | 9.6 | 71.8 | 65.9 | 34.1 |
| Canada (English) ³ | 32.2 | 67.8 | 20.0 | 12.2 | 62.2 | 37.8 | 34.7 | 22.3 | 12.4 | 65.3 | 64.4 | 35.6 |
| Canada (French) ³ | 25.7 | 74.3 | 14.7 | 11.0 | 57.2 | 42.8 | 23.0 | 13.8 | 9.2 | 77.0 | 59.8 | 40.2 |
| Germany..... | 42.0 | 58.0 | 26.8 | 15.2 | 63.8 | 36.2 | 42.8 | 28.8 | 14.0 | 57.2 | 67.2 | 32.8 |
| Great Britain..... | 38.5 | 61.5 | 25.6 | 12.9 | 66.5 | 33.5 | 36.4 | 25.5 | 10.9 | 63.6 | 69.9 | 30.1 |
| Ireland..... | 35.0 | 65.0 | 22.6 | 12.4 | 64.6 | 35.4 | 36.4 | 25.7 | 10.7 | 63.6 | 70.7 | 29.3 |
| Italy..... | 13.3 | 86.7 | 8.1 | 5.2 | 60.6 | 39.4 | 12.1 | 9.5 | 2.6 | 87.9 | 78.5 | 21.5 |
| Russia and Poland..... | 17.6 | 82.4 | 8.1 | 9.5 | 46.0 | 54.0 | 21.7 | 12.3 | 9.4 | 78.3 | 56.6 | 43.4 |
| Russia..... | 9.4 | 90.6 | 4.6 | 4.8 | 48.8 | 51.2 | | | | | | |
| Poland..... | 26.1 | 73.9 | 11.7 | 14.4 | 45.0 | 55.0 | | | | | | |
| Scandinavia ⁴ | 42.6 | 57.4 | 26.6 | 16.0 | 62.5 | 37.5 | 41.8 | 26.7 | 15.1 | 53.2 | 63.9 | 36.1 |
| All other countries..... | 36.5 | 63.5 | 25.8 | 10.7 | 70.7 | 29.3 | 37.5 | 27.8 | 9.7 | 62.5 | 74.3 | 25.7 |
| Of mixed foreign parentage ⁵ | 33.8 | 66.2 | 21.6 | 12.2 | 63.9 | 36.1 | | | | | | |

¹ For the mainland of the United States.
² Includes Bohemia.
³ Includes Newfoundland.

⁴ Norway, Sweden, and Denmark.
⁵ Both parents of foreign birth but of different nationalities.

Table cx distributes the white heads of families in 1900, as shown in table cvii, according to the birth-place of their parents; that is, according to the number having both parents born in the United States (or unknown) and the number having either both parents born in the specified foreign countries or one parent born as specified and one parent native born. It is in effect a distribution of the white proprietors according to nationality, the countries selected for consideration representing those which have contributed fully nine-tenths of all the immigrants to this country to the present time. By making the distribution cover parentage instead of place of birth only, a much larger proportion of the proprietors of the various nationalities is included in the present presentation. The report for 1890 made a distribution of the white heads of families according to place of birth, using practically the same countries, and the proportions (but not the numbers) for each of these groups of white proprietors are comparable, therefore, with the proportions based in 1900 upon parentage.

As shown by table cx, the smallest proportions of owned homes are shown for white persons of Italian and Russian parentage, respectively, the percentage of owned homes being for the former class 15.1 and for the latter 17.2. These are the only classes of proprietors of the several nationalities who do not own approximately

one-third of all the homes occupied by them, the next higher percentages being 32.5 for persons of Polish parentage, 33.9 for persons of French-Canadian parentage, and 35.6 for persons of Austro-Hungarian parentage.

Of all the nationalities considered, the largest proportion of owners shown in 1900 is 58.1 per cent for persons of Scandinavian parentage, as contrasted with 52.9 per cent for white persons of native (United States) parentage, and 51 per cent for those of German parentage.

Considering the proprietorship of farm homes with respect to parentage, it appears that white persons of native parentage own next to the smallest proportion of farm homes, or 67.7 per cent. The proportion for persons of Italian parentage is 61.4 per cent. The largest proportion of owned farm homes in 1900, 86.4 per cent, is that for persons of Polish parentage, and the next largest, 81.2 per cent, that for persons of Russian parentage.

The percentage of encumbered homes of all the owned homes in 1900 is least for white persons of native parentage, 28.3 per cent. The largest proportion of encumbered homes, on the other hand, 54.8 per cent, is that for persons of Polish parentage, as compared with 43.9 per cent for persons of French-Canadian parentage, and 43.4 per cent for persons of Scandinavian parentage.

THE TERRITORY OF ALASKA.

The territory of Alaska was acquired by treaty from Russia in 1867. No systematic enumeration of the entire population was ever undertaken by the Russian Government, although at different times various counts and estimates were made of certain elements of the population and of specific districts and settlements. In 1839, however, an effort was made by Veniaminof, a Russian priest, to summarize all existing information as to the total population of the Russian possessions in America. In doing this he grouped the inhabitants as those "known and counted", those "known but not counted", and those "estimated only", and the sum of these three made a total population of 39,813, of which only 10,313 were in the class of "known and counted". Twenty-four years later, in 1863, Kostlivtsof, a special inspector of the Russian Government, made another estimate—of 30,434—based upon a partial enumeration, in which the population was classified by tribes. Examples of less careful, though semiofficial, statements of the total population of Alaska, between 1840 and 1860, are found in the biennial reports of the Russian-American Company, in which the total is given in round numbers as from 56,000 to 70,000; and later, in the report of Major-General Halleck, U. S. A., at the time of the acquisition, in which the total was fixed at, approximately, 82,400, an estimate which, it is said, was "largely augmented by the unconscious

duplication of tribes and the inclusion of others which had no existence".

No attempt was made by the United States Government to enumerate the people of Alaska at the decennial census of 1870, three years after the purchase; but in 1880 the Superintendent of Census designated special agents to canvass the territory and make such an enumeration as the situation in spite of its difficulties would permit. The result of this effort was an actual count of all accessible settlements, supplemented by estimates—based for the most part on the records and personal knowledge of the missionary priests—for those regions which could not be visited in person by the special agents. The figures thus obtained made up a total of 33,426. At the taking of the Eleventh Census, in 1890, it was found possible to make a somewhat more extended canvass of various parts of the territory, and the count of the people which resulted therefrom showed a total of 32,052, with probably a smaller element of uncertainty in it than in any preceding total.

The Twelfth Census has been taken under more favorable conditions, owing to the greatly increased facilities for communication, and to the introduction of a new and large element attracted from the United States and elsewhere by the recently discovered gold fields.

For purposes of census enumeration the territory of Alaska in 1900 was divided arbitrarily into 2 districts—

namely, the Northern district, which embraces the valley of the Yukon River and all territory north of it, and the Southern district, which embraces all the remainder of the territory, including the Alaskan peninsula and the chain of Aleutian islands. At the census of 1880 the territory was subdivided into 6 districts, 2 of which corresponded with the Northern district, as at present defined, and 4 with the Southern district. Likewise, at the census of 1890, 7 districts were formed for enumeration purposes, the boundaries of 2 of which conformed substantially with the present Northern district, and the boundaries of the remainder with the present Southern district. In the absence of any survey or established lines in Alaska, the natural barrier interposed by the mountain range between the valley of the Yukon and that of the Kuskokwim rivers has been assumed as a sufficiently well defined boundary for census purposes, and this range has, in fact, constituted the dividing line between districts in each of the censuses.

Owing to the exceptional difficulties to be encountered in making an enumeration of these remote and sparsely settled regions, the work of the Twelfth Census was assigned to two special agents, Mr. Samuel C. Dunham for the Northern district, and Mr. William A. Kelly for the Southern district, both well equipped for the service by previous residence in the territory and personal knowledge of the places and people within their respective districts. As a consequence of the changed conditions, and of the zeal and knowledge of the special agents in charge of the census work, the enumeration has been successful to a degree not before attained, and the results may be accepted with corresponding confidence.

The total population of Alaska, as shown by the returns of the Twelfth Census, is 63,592. As the territory had a population of 32,052 in 1890, it appears that the population has nearly doubled during the decade. The absolute increase from 1890 to 1900 is 31,540, and the percentage of increase, 98.4.

Alaska has, on the average, but one-tenth of 1 person to the square mile in 1900, using the gross area (590,884 square miles) of the territory as the basis of calculation.

There are no civil divisions in Alaska corresponding to the counties and townships of other territories, but the population of certain cities, villages, and settlements in 1890 and 1900 is presented in table 5 (page 426) of the general tables in Part I of the Report on Population, so far as it has been separately returned at these censuses.

A detailed presentation of the statistics of population for Alaska is made in the general and analytical tables contained in Parts I and II of the Report on Population, from which are derived the following statements showing the distribution of its population according to sex, general nativity, color, and place of birth, and giving, in addition, the essential facts as to the principal occupations of its people, the number of its dwell-

ings and families, and the proprietorship of homes occupied by private families.

Of the total population enumerated in Alaska in 1900, 29,536 belong to the native Indian tribes and 21,709 are native white persons, as shown by the following summary:

| SEX, GENERAL NATIVITY, AND COLOR. | Number. | Per cent of total population. |
|------------------------------------|---------|-------------------------------|
| Total population | 63,592 | 100.0 |
| Males | 45,872 | 72.1 |
| Females | 17,720 | 27.9 |
| Native born | 50,981 | 80.1 |
| Foreign born | 12,661 | 19.9 |
| White (total) | 30,498 | 48.0 |
| Native white—native parents | 17,494 | 27.5 |
| Native white—foreign parents | 4,215 | 6.7 |
| Foreign white | 8,784 | 13.8 |
| Colored (total) | 33,099 | 52.0 |
| Negro | 168 | 0.3 |
| Chinese | 3,116 | 4.9 |
| Japanese | 279 | 0.4 |
| Indian | 29,536 | 46.4 |

There is an excess of 28,152 males in Alaska in 1900, and outside of the native Indian population the disproportion of the sexes is much larger, as shown by the following summary:

| GENERAL NATIVITY AND COLOR. | Total. | Males. | Females. | PER CENT OF TOTAL PERSONS. | |
|------------------------------------|--------|--------|----------|----------------------------|----------|
| | | | | Males. | Females. |
| Aggregate | 63,592 | 45,872 | 17,720 | 72.1 | 27.9 |
| Native white—native parents | 17,494 | 15,806 | 1,688 | 90.4 | 9.6 |
| Native white—foreign parents | 4,215 | 3,365 | 850 | 79.8 | 20.2 |
| Foreign white | 8,784 | 8,122 | 662 | 92.5 | 7.5 |
| Negro | 168 | 151 | 17 | 89.9 | 10.1 |
| Chinese | 3,116 | 3,113 | 3 | 99.9 | 0.1 |
| Japanese | 279 | 267 | 12 | 95.7 | 4.3 |
| Indian | 29,536 | 15,048 | 14,488 | 50.9 | 49.1 |

The native and foreign born elements of the population of Alaska in 1900 are distributed according to principal places of birth as follows:

| PLACE OF BIRTH. | Number. | Per cent of total population. |
|---|---------|-------------------------------|
| Native born | 50,981 | 80.1 |
| Alaska | 29,681 | 46.7 |
| United States (state not specified) | 10,578 | 16.6 |
| New York | 1,117 | 1.8 |
| California | 1,023 | 1.6 |
| Illinois | 742 | 1.2 |
| Pennsylvania | 708 | 1.1 |

STATISTICS OF POPULATION.

| PLACE OF BIRTH. | Number. | Per cent of total population. |
|------------------------------|---------|-------------------------------|
| Native born—Continued. | | |
| Ohio..... | 706 | 1.1 |
| Washington..... | 555 | 0.9 |
| Michigan..... | 524 | 0.8 |
| Wisconsin..... | 502 | 0.8 |
| Other native born..... | 4,801 | 7.5 |
| Foreign born..... | 12,661 | 19.9 |
| China..... | 3,091 | 4.9 |
| Canada and Newfoundland..... | 1,619 | 2.5 |
| Sweden..... | 1,445 | 2.3 |
| Norway..... | 1,243 | 1.9 |
| Germany..... | 1,020 | 1.6 |
| Ireland..... | 677 | 1.1 |
| England..... | 674 | 1.1 |
| Finland..... | 601 | 0.9 |
| Other countries..... | 2,291 | 3.6 |

| OCCUPATIONS. | Total. | Males. | Females. | Per cent of total persons occupied. |
|---|--------|--------|----------|-------------------------------------|
| Carpenters and joiners..... | 502 | 502 | | 1.5 |
| Merchants and dealers..... | 497 | 483 | 14 | 1.5 |
| Engineers and firemen (not locomotive). | 387 | 387 | | 1.2 |
| Bookkeepers, clerks, and stenographers. | 375 | 349 | 26 | 1.1 |
| All other occupations..... | 3,723 | 2,951 | 772 | 11.2 |

There are 10,565 dwellings in Alaska in 1900, occupied by 13,459 families, of which 12,183 are private families. The number of owned and hired homes occupied by private families, distributed according to the general nativity and color of the proprietors, is presented in the following summary:

The whole number of persons 10 years of age and over in Alaska in 1900 is 55,981, of whom 33,335, or 59.5 per cent, are engaged in gainful occupations, as follows:

| GENERAL NATIVITY AND COLOR. | ALL HOMES. | | | | | | |
|-----------------------------|------------|--------|-------|-------------|-----------|--------|-----------|
| | Aggregate. | Owned. | | | | Hired. | Un-known. |
| | | Total. | Free. | Encumbered. | Un-known. | | |
| Total..... | 12,183 | 7,212 | 7,190 | 22 | | 1,644 | 3,327 |
| Native white..... | 2,998 | 1,389 | 1,377 | 12 | | 702 | 907 |
| Foreign white..... | 2,044 | 1,067 | 1,059 | 8 | | 446 | 581 |
| Negro..... | 16 | 6 | 6 | | | 2 | 8 |
| Indian..... | 7,082 | 4,741 | 4,739 | 2 | | 469 | 1,872 |
| Chinese and Japanese. | 43 | 9 | 9 | | | 25 | 9 |

| OCCUPATIONS. | Total. | Males. | Females. | Per cent of total persons occupied. |
|--|--------|--------|----------|-------------------------------------|
| All occupations..... | 33,335 | 29,707 | 3,628 | 100.0 |
| Miners and quarrymen..... | 7,077 | 7,072 | 5 | 21.2 |
| Hunters, trappers, guides, and scouts. | 8,291 | 7,020 | 1,271 | 24.9 |
| Fishermen and oystermen..... | 4,563 | 3,232 | 1,331 | 13.7 |
| Fish curers and packers..... | 2,869 | 2,350 | 19 | 8.6 |
| Laborers (not specified)..... | 1,522 | 1,522 | | 4.6 |
| Soldiers, sailors, and marines (U.S.).. | 1,082 | 1,082 | | 3.2 |
| Boatmen and sailors..... | 1,059 | 1,059 | | 3.2 |
| Servants and waiters..... | 809 | 622 | 187 | 2.4 |
| Officials of mining and quarrying companies. | 579 | 576 | 3 | 1.7 |

There is a large element of "unknown" proprietorship, of which more than one-half is found among the Indian heads of families.

THE TERRITORY OF HAWAII.

The Hawaiian Islands were annexed to the United States by the act of Congress approved July 7, 1898, which took effect in Hawaii August 12, 1898. An act of Congress approved April 30, 1900, made provision for a territorial government, and under this act Mr. Sanford B. Dole, formerly president of the provisional government, took the oath of office as governor on June 14, 1900.

The first census of the Hawaiian Islands was taken in 1832, and was followed by censuses in 1836, 1850, 1853, and 1860. These censuses are said to have been very simple and rudimentary in character. A census taken at regular periods was not provided for until 1865, when the legislative assembly made it "the duty of the board of education, every sixth year, counting from the year 1860, to make a complete census of the inhabitants of the Kingdom, to be laid before the King and legislature for their consideration".

Under the terms of this requirement, a census of the Hawaiian Islands was taken every six years from 1866 to 1896, inclusive. The present census, that of 1900, has been taken as a part of the work of the Twelfth Census of the United States, the Director of the Census having been authorized and directed by section 7 of the census act to make suitable provisions for the enumeration of the population and products of the Hawaiian Islands, and to employ for the purpose either supervisors and enumerators or special agents, as he should deem necessary.

The census of Hawaii was accordingly taken by special agents, under the supervision of Mr. Alatau T. Atkinson as chief special agent, Mr. Atkinson having previously served as the general superintendent of the Hawaiian census in 1896.

The census of Hawaii in 1900, as previously stated, was taken as of June 1 of that year. The censuses

from 1866 to 1896, inclusive, were taken as of different dates, as follows: 1866, December 7; 1872, December 27; 1878, December 27; 1884, December 27; 1890, December 28; 1896, September 27. No information is available concerning the corresponding dates for the censuses prior to 1866.

The population of Hawaii at each census from 1832 to 1900, inclusive, was as follows: 1832, 130,313; 1836, 108,579; 1850, 84,165; 1853, 73,138; 1860, 69,700; 1866, 62,959; 1872, 56,897; 1878, 57,985; 1884, 80,578; 1890, 89,990; 1896, 109,020; 1900, 154,001.

According to the returns of the Twelfth Census, taken as of June 1, 1900, the territory of Hawaii had a population of 154,001, as compared with the population of 89,990 in 1890, which was shown by the census taken as of December 28 of that year, under the direction of the Hawaiian Government. On the basis of these two censuses, the population of Hawaii has increased 64,011, or 71.1 per cent, during the last ten years.

The gross area of Hawaii is 6,449 square miles, distributed by islands as follows:

| ISLANDS. | Gross area in square miles. | Population in 1900. |
|------------------------------|-----------------------------|---------------------|
| The territory of Hawaii..... | 6,449 | 154,001 |
| Hawaii island..... | 4,015 | 46,843 |
| Kauai island..... | 544 | 20,562 |
| Lanai island..... | 135 | 25,416 |
| Maui island..... | 797 | |
| Molokai island..... | 261 | 2,504 |
| Niihau island..... | 97 | 172 |
| Oahu island..... | 600 | 58,504 |

Hawaii has, on the average, nearly 24 persons to the square mile (using the gross area)—about the density of Maine or Arkansas.

Honolulu city, so called, is coextensive with Honolulu district, in the island of Oahu, but is not in reality incorporated. It is to all intents and purposes a municipality, however, and contains a population in 1900 of 39,306.

The population of Hawaii in 1890 and 1900 is given by islands and districts in table 5 (pages 426 and 427) of the general tables in Part I of the Report on Population, certain of the islands being divided into districts, equivalent to the minor civil divisions of which the counties of the United States are composed.

A detailed presentation of the statistics of population for Hawaii is made in the general and analytical tables contained in Parts I and II of the Report on Population, from which are derived the following statements, showing the distribution of its population according to color, sex, nativity, citizenship, literacy, and ability to speak English, and giving, in addition, the essential facts as to the principal occupations of its people, the number of its dwellings and families, and the proprietorship of homes occupied by private families.

For the purpose of presenting the statistics in the general tables, in a form suitable for comparison with the statistics for the states and territories of the United States proper, the Hawaiians, part Hawaiians, Caucasians, and South Sea Islanders are included in the white population; but in the statements which follow, each of these elements is presented separately.

Of the 154,001 persons in Hawaii at the census of 1900, very nearly seven-tenths are males, nearly three-fifths are foreign born, and considerably more than one-half are either Chinese or Japanese, as shown by the following summary:

| SEX, GENERAL NATIVITY, AND COLOR. | Number. | Per cent of total population. |
|-----------------------------------|---------|-------------------------------|
| Total population..... | 154,001 | 100.0 |
| Males..... | 106,369 | 69.1 |
| Females..... | 47,632 | 30.9 |
| Native born..... | 63,221 | 41.1 |
| Foreign born..... | 90,780 | 58.9 |
| Hawaiians..... | 29,799 | 19.3 |
| Part Hawaiians..... | 7,857 | 5.1 |
| Caucasians..... | 28,819 | 18.7 |
| South Sea Islanders..... | 415 | 0.3 |
| Negroes..... | 233 | 0.2 |
| Chinese..... | 25,767 | 16.7 |
| Japanese..... | 61,111 | 39.7 |

A little more than one-half of all the Hawaiians and part Hawaiians in 1900 are males, but the proportion of males is very much larger for each of the other elements, as shown by the following summary:

| COLOR. | Total. | Males. | Females. | PER CENT OF TOTAL PERSONS. | |
|--------------------------|---------|---------|----------|----------------------------|----------|
| | | | | Males. | Females. |
| Total population..... | 154,001 | 106,369 | 47,632 | 69.1 | 30.9 |
| Hawaiians..... | 29,799 | 15,642 | 14,157 | 52.5 | 47.5 |
| Part Hawaiians..... | 7,857 | 3,971 | 3,886 | 50.5 | 49.5 |
| Caucasians..... | 28,819 | 16,531 | 12,288 | 57.4 | 42.6 |
| South Sea Islanders..... | 415 | 263 | 152 | 63.4 | 36.6 |
| Negroes..... | 233 | 158 | 75 | 67.8 | 32.2 |
| Chinese..... | 25,767 | 22,296 | 3,471 | 86.5 | 13.5 |
| Japanese..... | 61,111 | 47,508 | 13,603 | 77.7 | 22.3 |

The native and foreign born elements of the population are subdivided according to principal places of birth, as follows:

| PLACE OF BIRTH. | Number. | Per cent of total population. |
|------------------|---------|-------------------------------|
| Native born..... | 63,221 | 41.1 |
| Hawaii..... | 58,981 | 38.3 |
| California..... | 1,217 | 0.8 |
| New York..... | 464 | 0.3 |

STATISTICS OF POPULATION.

| PLACE OF BIRTH. | Number. | Per cent of total population. |
|---|---------|-------------------------------|
| Native born—Continued. | | |
| United States (state not specified) | 390 | 0.3 |
| Massachusetts | 260 | 0.2 |
| Ohio | 216 | 0.1 |
| Pennsylvania | 195 | 0.1 |
| Illinois | 186 | 0.1 |
| Other native born | 1,862 | 0.9 |
| Foreign born | 90,780 | 58.9 |
| Japan | 56,234 | 36.5 |
| China | 21,741 | 14.1 |
| Portugal | 6,512 | 4.2 |
| Great Britain | 1,187 | 0.8 |
| Atlantic islands | 1,156 | 0.7 |
| Germany | 1,154 | 0.7 |
| Pacific islands | 593 | 0.4 |
| Scandinavia | 410 | 0.3 |
| Other countries | 1,793 | 1.2 |

There are 79,607 males of voting age in Hawaii in 1900, distributed by color and citizenship as follows:

| COLOR. | Total males of voting age. | Native born. | FOREIGN BORN. | | | | |
|---------------------------|----------------------------|--------------|---------------|---------|--------------|--------------------|----------|
| | | | Total. | Aliens. | Naturalized. | Denization papers. | Unknown. |
| Aggregate | 79,607 | 13,064 | 66,543 | 62,900 | 1,199 | 736 | 1,708 |
| Hawaiians | 8,879 | 8,876 | 3 | 1 | 1 | | 1 |
| Part Hawaiians | 1,222 | 1,219 | 3 | 2 | 1 | | |
| Caucasians | 9,250 | 2,775 | 6,475 | 4,807 | 1,058 | 714 | 396 |
| South Sea Islanders | 225 | 6 | 219 | 198 | 4 | | 17 |
| Negroes | 93 | 41 | 52 | 32 | 9 | 3 | 8 |
| Chinese | 18,595 | 131 | 18,464 | 17,969 | 119 | 7 | 369 |
| Japanese | 41,343 | 16 | 41,327 | 40,391 | 7 | 12 | 917 |

The illiterate population of Hawaii in 1900, which numbers 42,340 and constitutes 33.1 per cent of the total population 10 years of age and over, is distributed by sex, general nativity, and color as follows:

| COLOR. | Population 10 years of age and over. | ILLITERATE POPULATION 10 YEARS OF AGE AND OVER. | | | | | |
|---------------------------|--------------------------------------|---|--------------|-----------|---------------|-----------|--|
| | | Total. | Native born. | | Foreign born. | | |
| | | | Males. | Fe-males. | Males. | Fe-males. | |
| Aggregate | 127,768 | 42,340 | 1,082 | 1,353 | 23,546 | 11,409 | |
| Hawaiians | 23,386 | 1,690 | 742 | 946 | 1 | 1 | |
| Part Hawaiians | 4,701 | 86 | 44 | 41 | 1 | | |
| Caucasians | 20,898 | 5,543 | 183 | 237 | 2,687 | 2,436 | |
| South Sea Islanders | 381 | 222 | 2 | 2 | 135 | 83 | |
| Negroes | 165 | 34 | 4 | 3 | 26 | 1 | |
| Chinese | 22,840 | 9,146 | 51 | 109 | 7,761 | 1,225 | |
| Japanese | 55,397 | 25,619 | 6 | 15 | 17,935 | 7,663 | |

The non-English speaking element of the population of Hawaii in 1900 numbers 79,148 and constitutes 61.9 per cent of the total population 10 years of age and over, as shown by the following summary, in which it is distributed in detail by sex, general nativity, and color:

| COLOR. | Population 10 years of age and over. | POPULATION 10 YEARS OF AGE AND OVER WHO CAN NOT SPEAK ENGLISH. | | | | |
|---------------------------|--------------------------------------|--|--------------|-----------|---------------|-----------|
| | | Total. | Native born. | | Foreign born. | |
| | | | Males. | Fe-males. | Males. | Fe-males. |
| Aggregate | 127,768 | 79,148 | 5,653 | 6,113 | 54,397 | 12,985 |
| Hawaiians | 23,386 | 10,965 | 5,320 | 5,641 | 1 | 3 |
| Part Hawaiians | 4,701 | 308 | 123 | 185 | | |
| Caucasians | 20,898 | 3,901 | 100 | 142 | 1,682 | 1,977 |
| South Sea Islanders | 381 | 218 | 1 | 2 | 122 | 98 |
| Negroes | 165 | 14 | 6 | 2 | 6 | |
| Chinese | 22,840 | 15,996 | 91 | 119 | 14,405 | 1,381 |
| Japanese | 55,397 | 47,746 | 12 | 22 | 38,181 | 9,581 |

Persons engaged in gainful occupations in Hawaii in 1900 constitute 70.6 per cent of the total population 10 years of age and over, and more than one-half of all the persons at work are engaged in agricultural labor, as shown by the following summary:

| OCCUPATIONS. | Total. | Males. | Females. | Per cent of total persons occupied. |
|--|--------|--------|----------|-------------------------------------|
| All occupations | 90,172 | 84,047 | 6,125 | 100.0 |
| Agricultural laborers | 48,469 | 45,887 | 2,582 | 53.7 |
| Laborers (not specified) | 9,578 | 9,396 | 182 | 10.6 |
| Farmers, planters, and overseers | 6,342 | 6,260 | 82 | 7.0 |
| Servants and waiters | 3,822 | 2,763 | 1,059 | 4.2 |
| Carpenters and joiners | 1,955 | 1,955 | | 2.2 |
| Bookkeepers, clerks, and stenographers. ¹ | 1,732 | 1,713 | 69 | 2.0 |
| Merchants and dealers | 1,496 | 1,462 | 34 | 1.7 |
| Draymen, hackmen, teamsters, etc | 1,263 | 1,261 | 2 | 1.4 |
| Fishermen and oystermen | 1,069 | 1,057 | 12 | 1.2 |
| Launderers and laundresses | 962 | 588 | 374 | 1.1 |
| Engineers and firemen (not locomotive). | 639 | 639 | | 0.7 |
| Sugar makers and refiners | 624 | 612 | 12 | 0.7 |
| Gardeners, florists, nurserymen, etc | 616 | 615 | 1 | 0.7 |
| Tailors and tailoresses | 610 | 568 | 42 | 0.7 |
| Salesmen and saleswomen ¹ | 586 | 561 | 25 | 0.6 |
| Watchmen, policemen, firemen, etc | 513 | 513 | | 0.6 |
| All other occupations | 9,846 | 8,197 | 1,649 | 10.9 |

¹ Salesmen and saleswomen are undoubtedly returned erroneously in many cases as clerks.

There are 32,366 dwellings in Hawaii in 1900, occupied by 36,922 families, of which 29,763 are private families. The average number of persons to a dwelling

is 4.8, and to a private family, 3.7. The heads of private families are distributed by color, in connection with a statement of the proprietorship of the homes occupied by them, in the following summary:

| COLOR. | ALL HOMES. | | | | | | |
|---------------------------|------------|--------|-------|-------------|----------|--------|----------|
| | Aggregate. | Owned. | | | | Hired. | Unknown. |
| | | Total. | Free. | Encumbered. | Unknown. | | |
| Aggregate | 29,763 | 6,321 | 5,172 | 438 | 711 | 21,086 | 2,356 |
| Hawaiians | 6,833 | 2,981 | 2,591 | 123 | 267 | 3,178 | 674 |
| Part Hawaiians | 1,088 | 439 | 345 | 53 | 41 | 543 | 106 |
| Caucasians | 6,432 | 1,840 | 1,420 | 206 | 214 | 4,393 | 249 |
| South Sea Islanders | 140 | 24 | 24 | | | 108 | 8 |
| Negroes | 59 | 23 | 21 | 1 | 1 | 35 | 1 |
| Chinese | 3,247 | 393 | 292 | 26 | 75 | 2,688 | 166 |
| Japanese | 11,914 | 621 | 479 | 29 | 113 | 10,141 | 1,152 |

Not quite one-half of all the homes occupied by Hawaiian proprietors are hired, as compared with fully two-thirds for the Caucasians, more than four-fifths for the Chinese, and seventeen-twentieths for the Japanese proprietors.

APPENDIX.

FORM OF SCHEDULE FOR THE ENUMERATION OF POPULATION.

The schedule used for the enumeration of population at the census of 1900, an illustrative example of which is given in reduced form on pages ccxii-ccxiii, is printed on sheets of paper measuring $19\frac{1}{2}$ by $18\frac{1}{2}$ inches, and each sheet is divided into 100 horizontal lines,—50 lines on each page (A and B) of the sheet. On these lines, numbered from 1 to 100, the answers concerning each person enumerated are entered, and so each sheet, if completely filled, contains the facts required for 100 persons.

The information obtained concerning the members of each family enumerated is entered on successive lines, in the natural order of the family; namely, first, the head; second, the wife; then the children (whether sons or daughters) in the order of their ages; and all other persons living in the family, whether relatives, boarders, lodgers, or servants.

The dwellings and families visited are numbered (in columns 1 and 2) in the order of their visitation. At the completion of the enumeration of each part of a district, if it contains the whole or parts of two or more civil divisions, the fact is denoted by writing on the line following the last entry for each subdivision the words: "Here ends the enumeration of ——" (naming the city, village, or other incorporated place for which the enumeration is completed).

The schedule in use at the Twelfth Census corresponds very nearly in general form to those used at each of the censuses from 1850 to 1880, inclusive; but it differed considerably from the one used at the census of 1890, when the form of the schedule was changed and a family schedule,¹ measuring 15 by 11 inches, was adopted for the enumeration of the population; that is, there was a separate schedule for each family enumerated—without regard to the number of persons in the family—instead of the large sheets used theretofore, on which spaces were provided for from 40 to 50 entries to each page. This change in the form of the schedule in 1890 was made partly to test the utility of a prior schedule, especially in large cities, and partly on account of the cumbersome nature of the larger sheets for all purposes, whether of enumeration, examination, or tabulation.

By the use of the prior schedule is meant the distribution of the family schedule prior to the enumeration, for the purpose of having the answers to the inquiries filled in by the heads or responsible members of the families themselves, ready for collection by the census enumerators when they called. The use of a prior schedule was tested in several instances at the census of 1890, but no extended use could be made of it, largely on account of lack of time under the temporary census organization in which to make the necessary preparations. The act providing for taking the Twelfth Census was not approved until March 3, 1899, and so no greater length of time was permitted in which to prepare for the enumeration of population than was had at the census of 1890. It was not deemed advisable, therefore, in the limited time allowed for preliminary preparation to attempt the use of the family schedule as a prior schedule, and hence a return was made to the form of schedule in use previous to 1890. The objection of size was largely overcome at the present census by providing a portfolio with a fold in the middle, by which the schedule was opened flat when in use, but was reduced in size one-half when being carried about by the enumerator or when placed in the files. The use of a family schedule in 1900 would have meant the handling of over 16,000,000 separate schedules, and would have increased greatly the bulk of paper to be stored; and, furthermore, the size of the schedule is a less important consideration after the schedule has once been received in the office, as for purposes of detailed tabulation the information concerning each person enumerated in the census is transferred by punching to a separate card, after which the punched card takes the place of the schedule. The punched card is used as a part of the Hollerith electric tabulating system, which was first used to a limited extent at the Eleventh Census, and which, after a competitive test provided for by the census act, was adopted for more general use in the Twelfth Census.

¹ For form of schedule, see Report on Population, Part I, Census of 1890, pages cciv and ccv.

STATISTICS OF POPULATION.

TWELFTH CENSUS OF

Illustrative Example of the Method of Making

State, Illinois

County, Bureau

SCHEDULE NO. 1.—

Township or other division of county, Princeton township

[Insert name of township, town, precinct, district, or other civil division, as the case may be. See instructions.]

Name of incorporated city, town, or village, within the above-named division, Princeton city

Enumerated by me on the 1st day of June, 1900,

| Street. | LOCATION. | | | NAME of each person whose place of abode on June 1, 1900, was in this family. Enter surname first, then the given name and middle initial, if any. INCLUDE every person living on June 1, 1900. Omit children born since June 1, 1900. | RELATION. Relationship of each person to the head of the family. | PERSONAL DESCRIPTION. | | | | | | | | |
|--------------------|---------------------------------|--|--|---|---|-----------------------|-------|----------------|-------|-----------------------|--|--------------------------|------------------------------|----------------------------------|
| | In cities. House number. | Number of dwelling-house in the order of visitation. | Number of family in the order of visitation. | | | Color or race. | Sex. | Date of birth. | | Age at last birthday. | Whether single, married, widowed, or divorced. | Number of years married. | Mother of how many children. | Number of these children living. |
| | | | | | | | | Month. | Year. | | | | | |
| | 1 | 2 | 3 | 4 | 5 | 6 | 7 | 8 | 9 | 10 | 11 | 12 | | |
| North Main Street. | 243 | 1 | 1 | Harper, Wm. H. | Head | W | M | May | 1870 | 30 | M | 5 | | |
| | | | | —, Sarah N. | Wife | W | F | Apr. | 1872 | 28 | M | 5 | 2 | 2 |
| | | | | —, Mabel | Daughter | W | F | Jan. | 1898 | 2 | S | | | |
| | | | | —, Henry | Son | W | M | July | 1899 | 1 | S | | | |
| | 245 | 2 | 2 | Shea, James | Head | W | M | Oct. | 1859 | 40 | M | 9 | | |
| | | | | —, Mary | Wife | W | F | Jan. | 1875 | 25 | M | 9 | 2 | 1 |
| | | | | —, Samuel | Son | W | M | Dec. | 1892 | 7 | S | | | |
| | 247 | 3 | 3 | Schmidt, Louis | Head | W | M | Sept. | 1843 | 56 | M | 29 | | |
| | | | | —, Clara | Wife | W | F | May | 1850 | 50 | M | 29 | 4 | 2 |
| | | | | —, Herman | Son | W | M | Feb. | 1873 | 27 | M | 0 | 0 | 0 |
| | | | | —, Jane | D-in-law | W | F | Dec. | 1876 | 23 | M | 0 | 0 | 0 |
| 249 | 4 | 4 | Moy, Sing | Head | Ch | M | Dec. | 1854 | 45 | S | | | | |
| | | | Wah, Sam | Partner | Ch | M | May | 1862 | 38 | S | | | | |
| Decatur Avenue. | 123 | 5 | 5 | Ashton, John R. | Head | W | M | Sept. | 1864 | 35 | M | 6 | | |
| | | | | —, Rosa | Wife | W | F | Jan. | 1873 | 27 | M | 6 | 1 | 0 |
| | | | | Uchida, Toshio | Boarder | Jp | M | Apr. | 1884 | 16 | S | | | |
| | | | 6 | Andersen, Lars A. | Head | W | M | Mar. | 1874 | 26 | M | 0 | | |
| | | | | —, Elsa | Wife | W | F | May | 1877 | 23 | M | 0 | 0 | 0 |
| | | | | —, Anna | Mother | W | F | Jan. | 1846 | 54 | D | | 3 | 1 |
| | | | | Ericksen, Adolph | Boarder | W | M | May | 1858 | 42 | Wd | | | |
| | | | | Defossé, Claude | Boarder | W | M | Apr. | 1870 | 30 | S | | | |
| | 125 | 6 | 7 | Gaskins, Joseph | Head | B | M | May | 1855 | 45 | M | 17 | | |
| | | | | —, Hannah | Wife | B | F | Jan. | 1853 | 42 | M | 17 | 4 | 1 |
| | | | | —, Laura | Daughter | B | F | Dec. | 1884 | 15 | S | | | |
| 127 | 7 | 8 | Alberty, James | Head | In | M | May | 1849 | 51 | M | 23 | | | |
| | | | —, Mary | Wife | In | F | Sept. | 1850 | 49 | M | 23 | 1 | 1 | |
| 129 | 8 | 9 | Carter, Henry | Head | B | M | Mar. | 1869 | 31 | M | 10 | | | |
| | | | —, Lizzie | Wife | B | F | Apr. | 1871 | 29 | M | 10 | 2 | 1 | |
| | | | —, John | Son | B | M | Jan. | 1893 | 7 | S | | | | |
| 131 | 9 | 10 | Schneider, John | Head | W | M | Apr. | 1836 | 64 | M | 42 | | | |
| | | | —, Margaret | Wife | W | F | Dec. | 1839 | 60 | M | 42 | 6 | 4 | |
| | | | Kummer, Amelia | Daughter | W | F | May | 1861 | 39 | Wd | | 1 | 0 | |
| | | | Schneider, Anna | Daughter | W | F | Feb. | 1867 | 33 | S | | | | |
| | | | —, Carl | Son | W | M | Mar. | 1871 | 29 | S | | | | |
| | | | —, Louis | Son | W | M | Jan. | 1882 | 18 | S | | | | |
| | | | Laubach, Henry | Boarder | W | M | Sept. | 1857 | 42 | D | | | | |
| 133 | 10 | 11 | Chambers, Janet | Head | W | F | May | 1843 | 57 | Wd | | 3 | 2 | |
| | | | —, James | Son | W | M | Nov. | 1866 | 33 | S | | | | |
| | | | —, George | Son | W | M | Jan. | 1872 | 28 | M | 0 | | | |
| | | | —, Fannie | D-in-law | W | F | Feb. | 1877 | 23 | M | 0 | 0 | 0 | |

NOTE.—Entries limited to 40 persons, for want of space, although schedule provided lines for 50 entries to each page.

THE UNITED STATES.

A

Returns on Schedule No. 1.—Population.

POPULATION.

Supervisor's District No. 1 } Sheet No.
 Enumeration District No. 25 } 1

Name of Institution, _____ x

Ward of city, 1

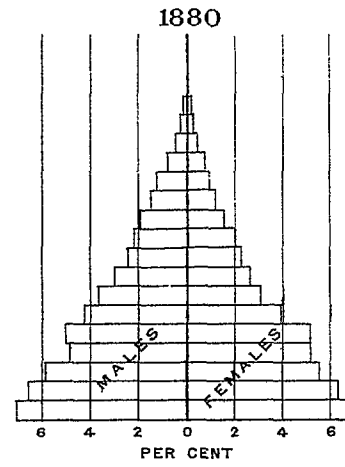
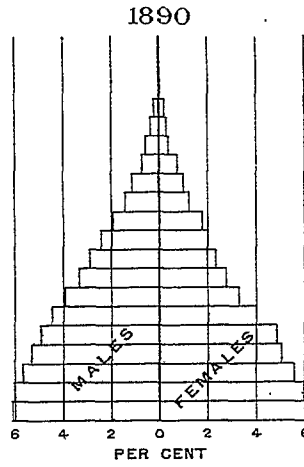
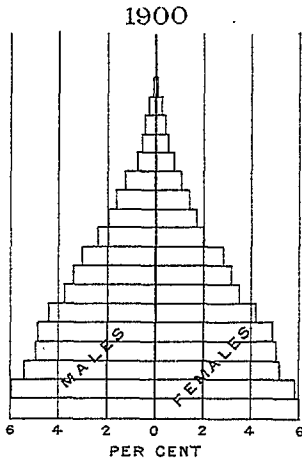
John Blank, Enumerator.

| NATIVITY. | | | CITIZENSHIP. | | | OCCUPATION, TRADE, OR PROFESSION of each person TEN YEARS of age and over. | EDUCATION. | | | | OWNERSHIP OF HOME. | | | | |
|-----------------------------------|--|--|--|--|-----------------|--|---------------------------|---------------------------------|-----------|------------|-----------------------|------------------|--------------------------|----------------|--------------------------|
| Place of birth of this PERSON. | Place of birth of FATHER of this person. | Place of birth of MOTHER of this person. | Year of immigration to the United States. | Number of years in the United States. | Naturalization. | | Months not em- ployed. | Attended school (in months). | Can read. | Can write. | Can speak English. | Owned or rented. | Owned free or mortgaged. | Farm or house. | Number of farm schedule. |
| 13 | 14 | 15 | 16 | 17 | 18 | 19 | 20 | 21 | 22 | 23 | 24 | 25 | 26 | 27 | 28 |
| Canada (Eng.) | Canada (Eng.) | Canada (Eng.) | 1893 | 7 | Al | Upholsterer | 0 | | Yes | Yes | Yes | R | | H | |
| England | England | England | 1895 | 5 | | | | | Yes | Yes | Yes | | | | |
| Massachusetts | Canada (Eng.) | England | | | | | | | | | | | | | |
| Illinois | Canada (Eng.) | England | | | | | | | | | | | | | |
| Ireland | Ireland | Ireland | 1886 | 14 | Al | Day laborer | 2 | | No | No | Yes | O | F | H | |
| Ireland | Ireland | Ireland | 1890 | 10 | | | | | Yes | No | Yes | | | | |
| Connecticut | Ireland | Ireland | | | | At school | | 9 | | | | | | | |
| Germany | Germany | Germany | 1868 | 52 | Na | Wheehwright | 0 | | Yes | Yes | Yes | O | M | H | |
| Wisconsin | Germany | Germany | | | | | | | Yes | No | Yes | | | | |
| Illinois | Germany | Wisconsin | | | | Blacksmith | 0 | | Yes | Yes | Yes | | | | |
| Indiana | Indiana | Scotland | | | | Dressmaker | 0 | | Yes | Yes | Yes | | | | |
| China | China | China | 1875 | 25 | Al | Laundryman | 0 | | Yes | Yes | No | R | | H | |
| China | China | China | 1880 | 20 | Al | Laundryman | 0 | | Yes | Yes | No | | | | |
| Canada (Eng.) | England | Wales | 1891 | 9 | Na | Salesman | 2 | | Yes | Yes | Yes | O | M | H | |
| Scotland | Scotland | Scotland | 1898 | 7 | | | | | Yes | Yes | Yes | | | | |
| Japan | Japan | Japan | 1899 | 1 | | At school | | 9 | Yes | Yes | Yes | | | | |
| Sweden | Sweden | Sweden | 1892 | 8 | Pa | Fresco painter | 3½ | | Yes | Yes | Yes | R | | H | |
| Sweden | Sweden | Denmark | 1895 | 5 | | | | | Yes | Yes | Yes | | | | |
| Sweden | Denmark | Sweden | 1892 | 8 | | Nurse | 4 | | Yes | Yes | Yes | | | | |
| Norway | Norway | Norway | 1880 | 20 | Na | Silver plater | 1 | | Yes | Yes | Yes | | | | |
| Canada (Fr.) | Canada (Fr.) | Canada (Fr.) | 1892 | 8 | Na | Express driver | 0 | | Yes | Yes | Yes | | | | |
| North Carolina | North Carolina | North Carolina | | | | Whitewasher | 3 | | No | No | Yes | R | | H | |
| North Carolina | North Carolina | North Carolina | | | | Laundress | 0 | | No | No | Yes | | | | |
| Illinois | North Carolina | North Carolina | | | | Servant | 0 | | Yes | Yes | Yes | | | | |
| Michigan | Michigan | Michigan | | | | Dealer (patent medicine) | 0 | | Yes | Yes | Yes | R | | H | |
| Michigan | Michigan | Michigan | | | | | | | Yes | Yes | Yes | | | | |
| Mississippi | Georgia | Georgia | | | | Barber | 0 | | Yes | Yes | Yes | O | F | H | |
| South Carolina | South Carolina | South Carolina | | | | | | | Yes | Yes | Yes | | | | |
| Illinois | Mississippi | South Carolina | | | | At school | | 8½ | | | | | | | |
| Germany | Germany | Germany | 1866 | 34 | Na | Farmer | 0 | | Yes | Yes | Yes | O | F | F | 1 |
| Austria | Austria | Austria | 1866 | 34 | | | | | Yes | Yes | Yes | | | | |
| Germany | Germany | Austria | 1866 | 34 | | Dressmaker | 3 | | Yes | Yes | Yes | | | | |
| Illinois | Germany | Austria | | | | | | | Yes | Yes | Yes | | | | |
| Illinois | Germany | Austria | | | | Farm laborer | 0 | | Yes | Yes | Yes | | | | |
| Illinois | Germany | Austria | | | | Farm laborer | 0 | | Yes | Yes | Yes | | | | |
| Germany | Germany | Germany | 1885 | 17 | Pa | R. R. laborer | 3 | | Yes | Yes | Yes | | | | |
| England | England | England | 1853 | 47 | | | | | Yes | Yes | Yes | O | M | H | |
| Iowa | Scotland | England | | | | Carpenter | 0 | | Yes | Yes | Yes | | | | |
| Illinois | Scotland | England | | | | Plumber | 0 | | Yes | Yes | Yes | | | | |
| Illinois | Wales | Wales | | | | | | | Yes | Yes | Yes | | | | |

AGE AND SEX, IN PERCENTAGES OF EACH ELEMENT OF THE POPULATION

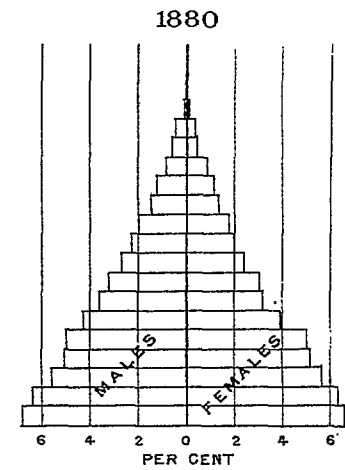
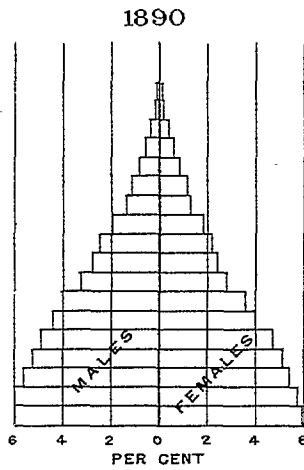
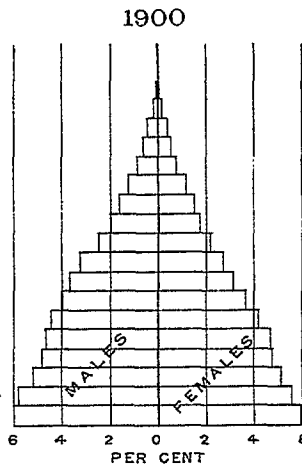
TOTAL POPULATION

- 100 AND OVER
- 95 - 99
- 90 - 94
- 85 - 89
- 80 - 84
- 75 - 79
- 70 - 74
- 65 - 69
- 60 - 64
- 55 - 59
- 50 - 54
- 45 - 49
- 40 - 44
- 35 - 39
- 30 - 34
- 25 - 29
- 20 - 24
- 15 - 19
- 10 - 14
- 5 - 9
- 0 - 5



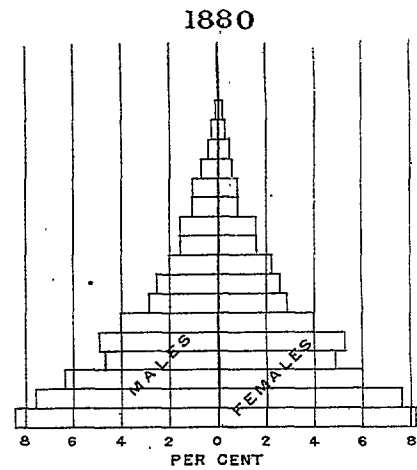
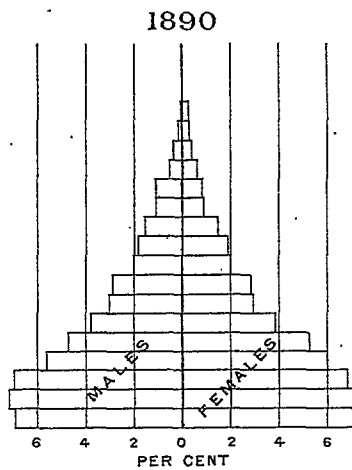
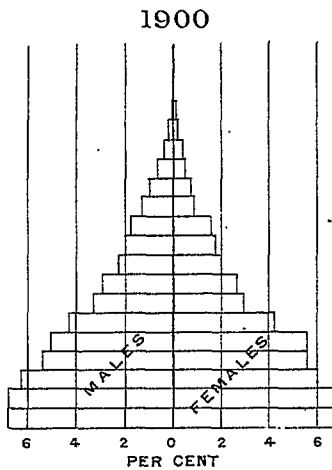
WHITE POPULATION

- 100 AND OVER
- 95 - 99
- 90 - 94
- 85 - 89
- 80 - 84
- 75 - 79
- 70 - 74
- 65 - 69
- 60 - 64
- 55 - 59
- 50 - 54
- 45 - 49
- 40 - 44
- 35 - 39
- 30 - 34
- 25 - 29
- 20 - 24
- 15 - 19
- 10 - 14
- 5 - 9
- 0 - 5



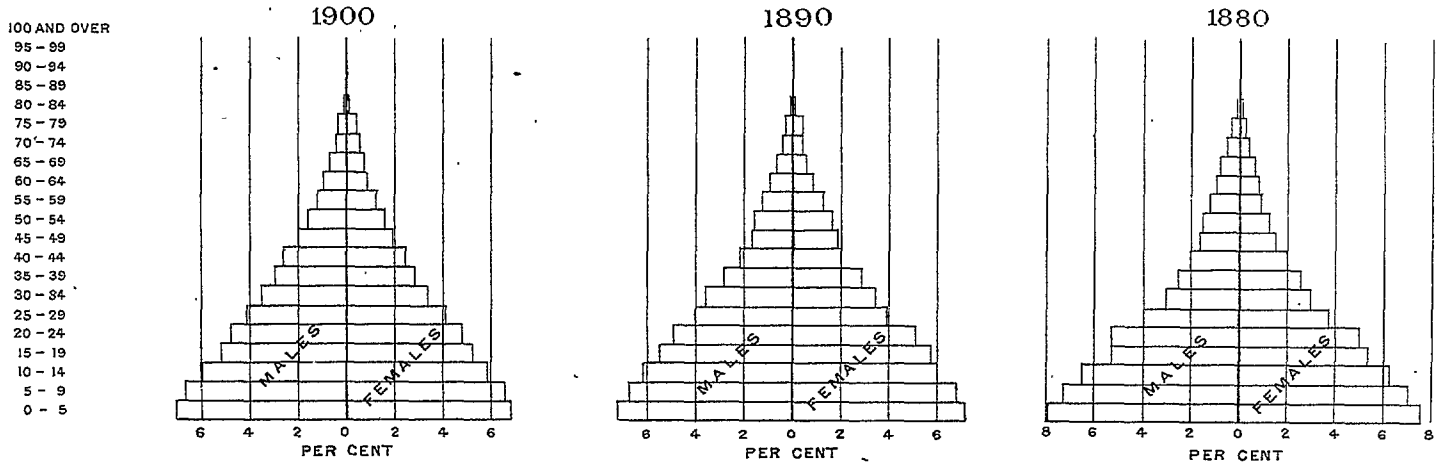
COLORED POPULATION

- 100 AND OVER
- 95 - 99
- 90 - 94
- 85 - 89
- 80 - 84
- 75 - 79
- 70 - 74
- 65 - 69
- 60 - 64
- 55 - 59
- 50 - 54
- 45 - 49
- 40 - 44
- 35 - 39
- 30 - 34
- 25 - 29
- 20 - 24
- 15 - 19
- 10 - 14
- 5 - 9
- 0 - 5

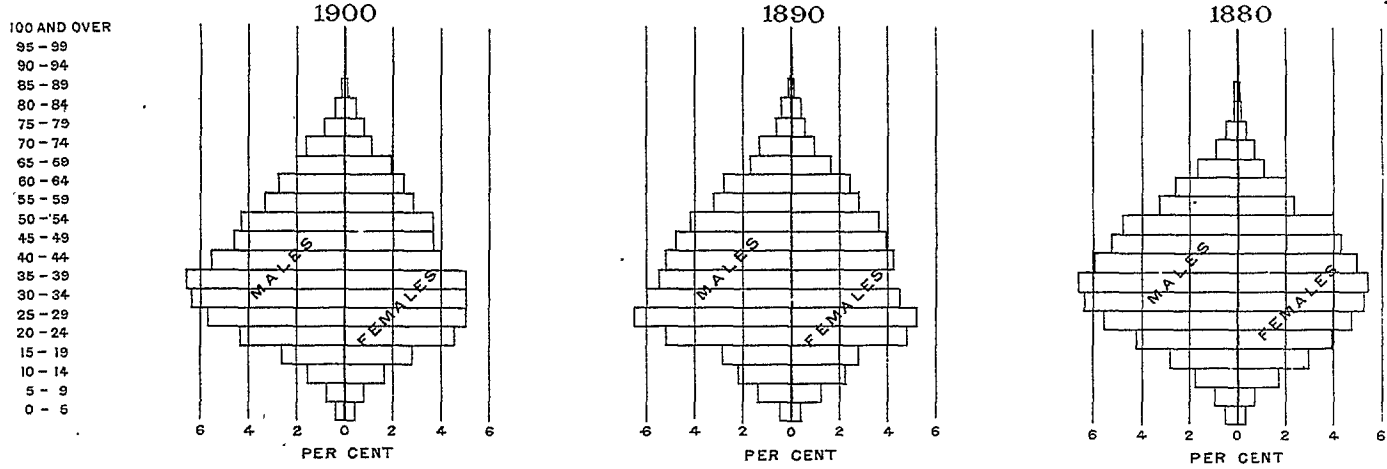


AGE AND SEX, IN PERCENTAGES OF EACH ELEMENT OF THE POPULATION

NATIVE WHITE POPULATION

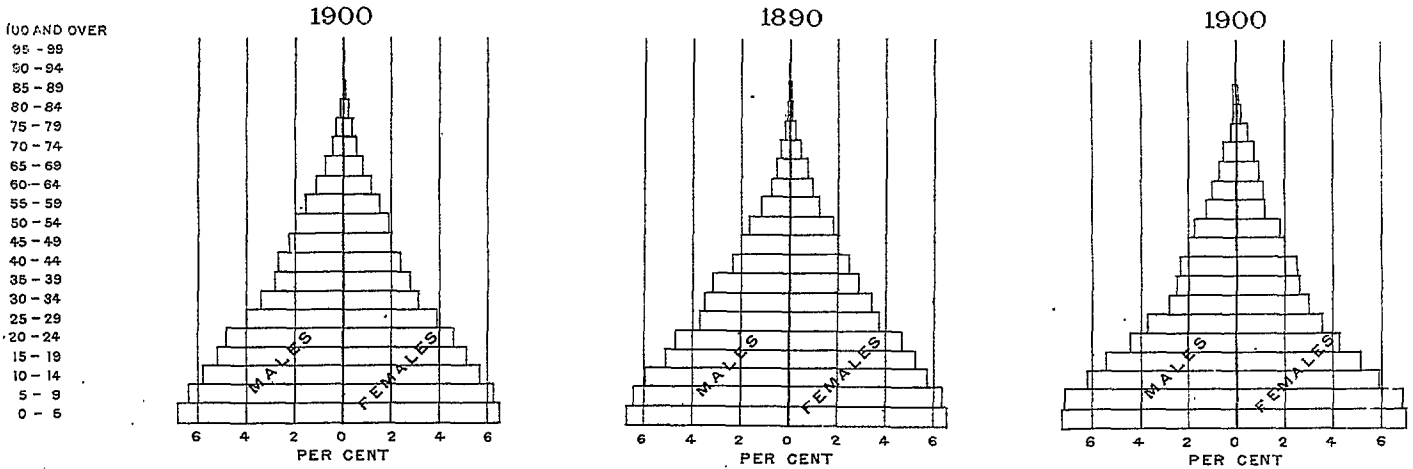


FOREIGN WHITE POPULATION

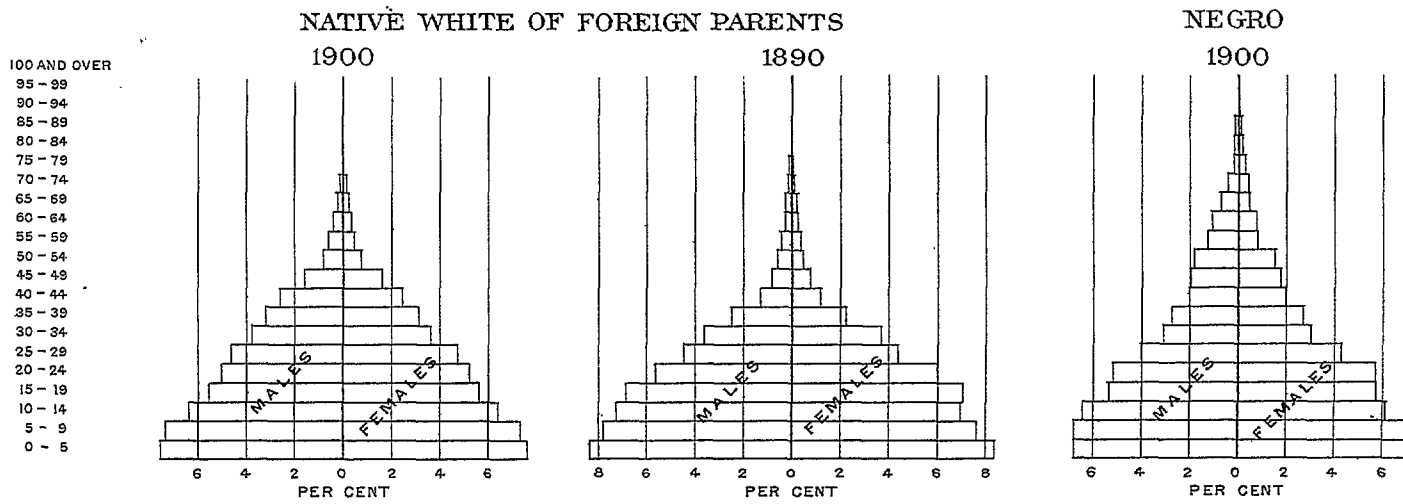


NATIVE WHITE OF NATIVE PARENTS

INDIANS

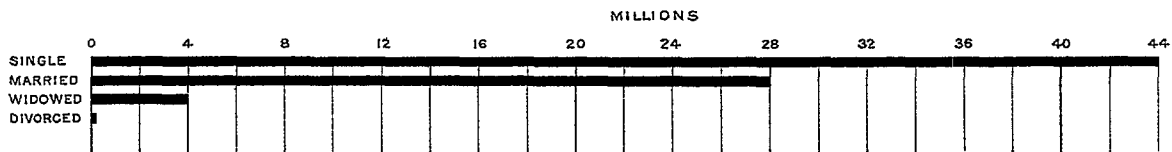


AGE AND SEX, IN PERCENTAGES OF EACH ELEMENT OF THE POPULATION

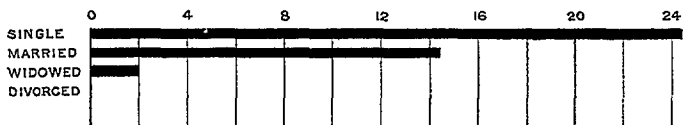


CONJUGAL CONDITION: 1900

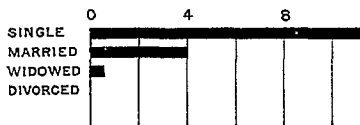
TOTAL POPULATION




NATIVE WHITE OF NATIVE PARENTS



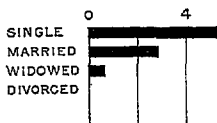
NATIVE WHITE OF FOREIGN PARENTS



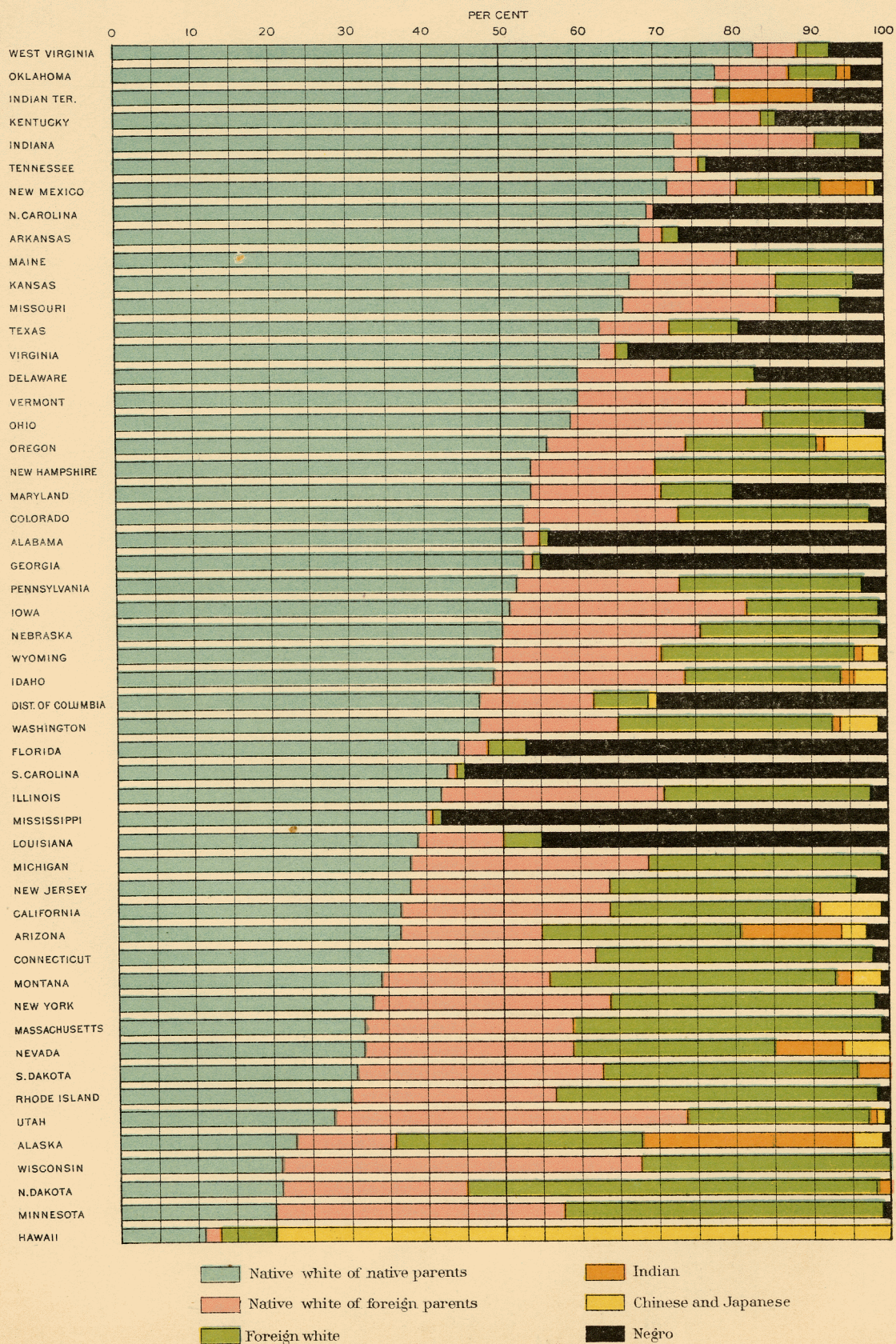
FOREIGN WHITE



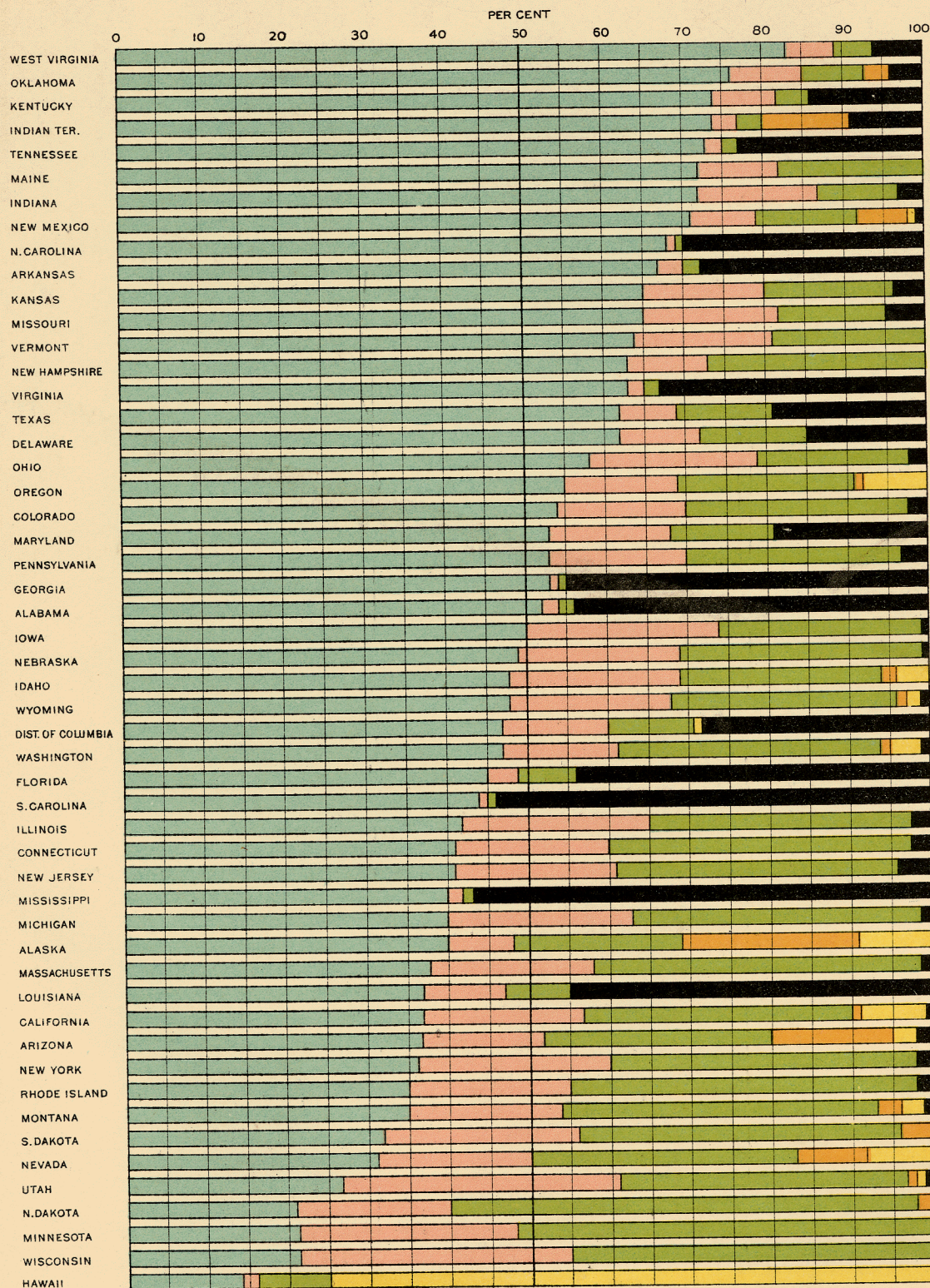
NEGRO



CONSTITUENTS OF THE MALE POPULATION OF MILITIA AGE: 1900

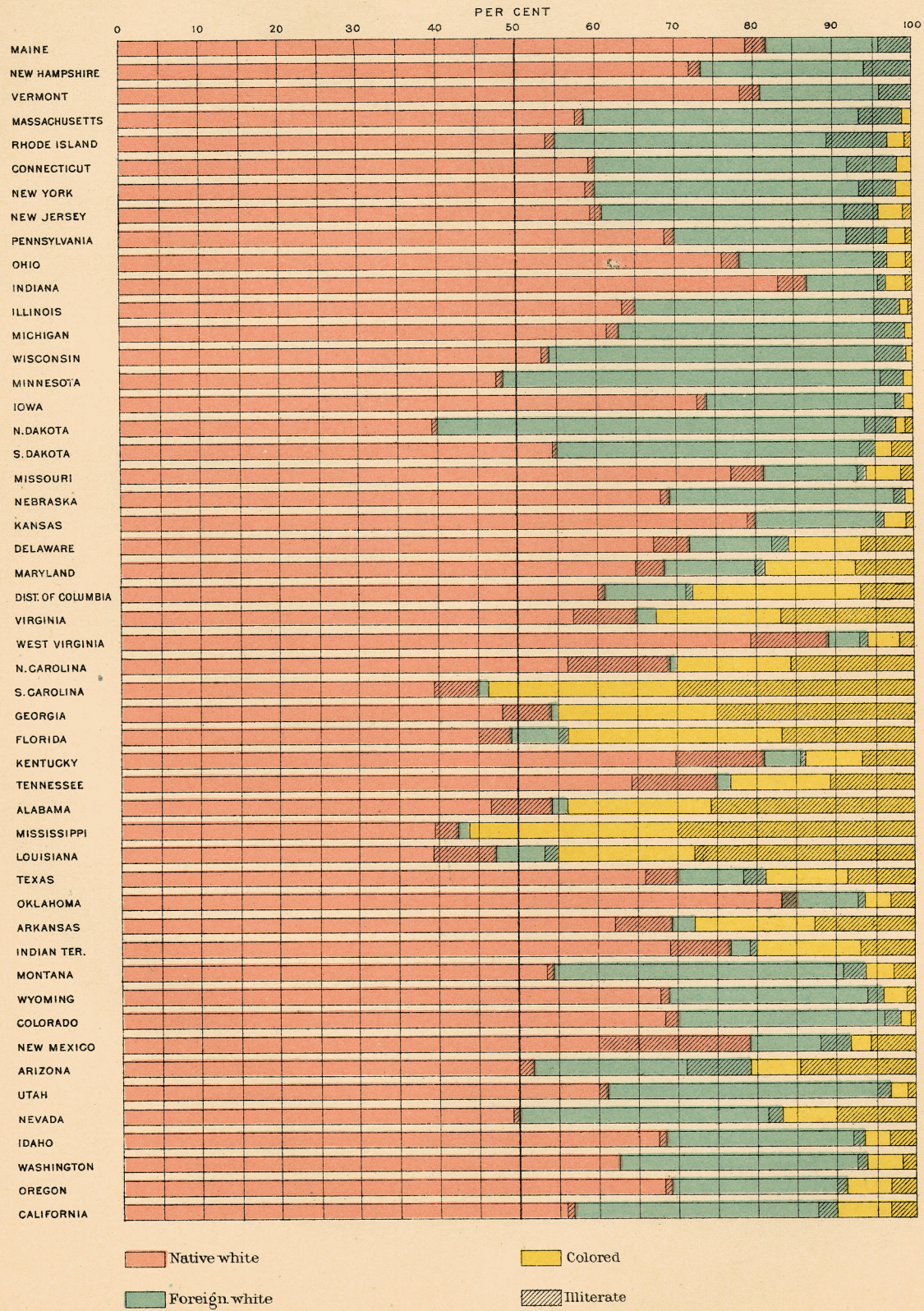


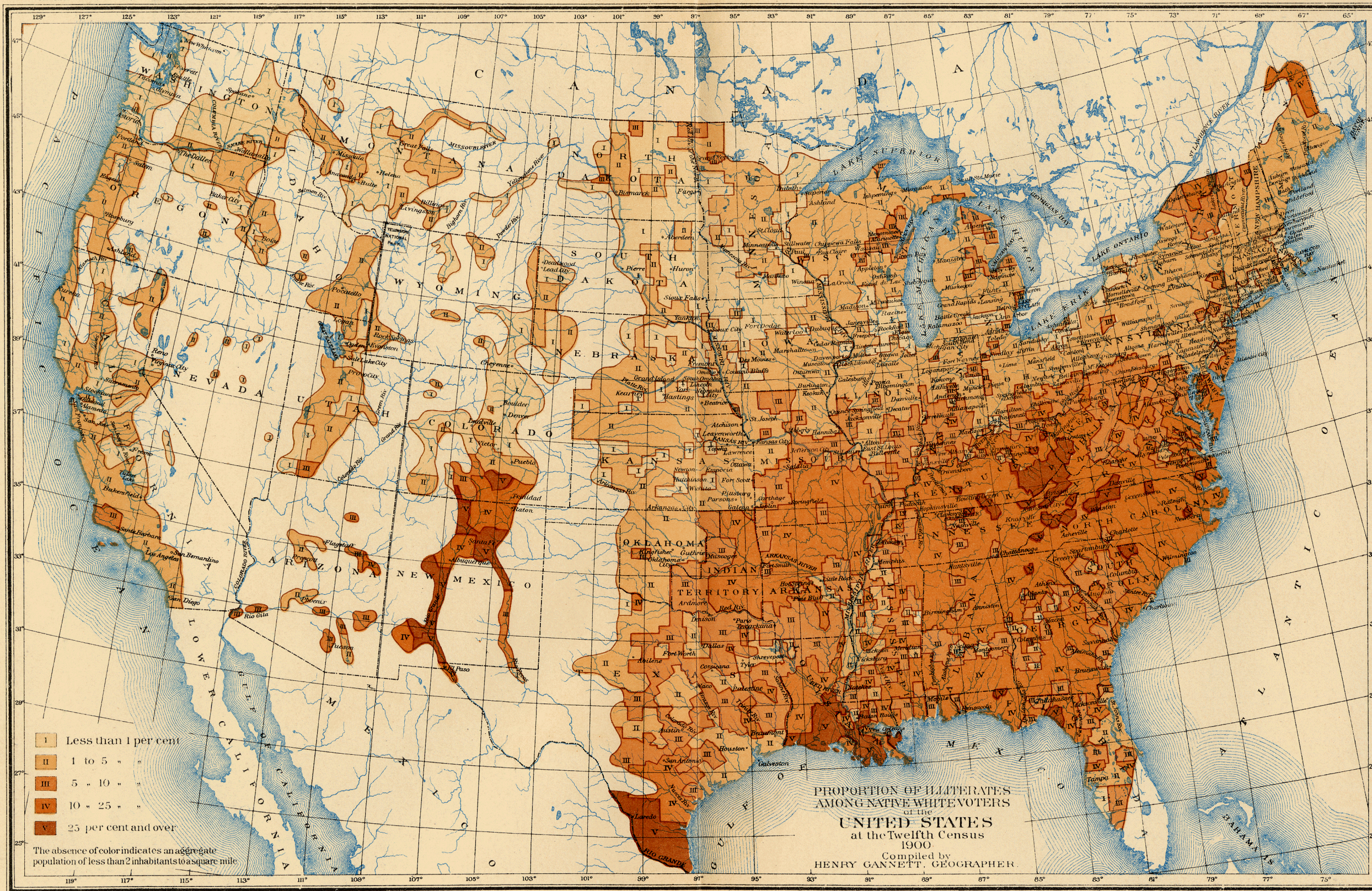
CONSTITUENTS OF THE MALE POPULATION OF VOTING AGE: 1900

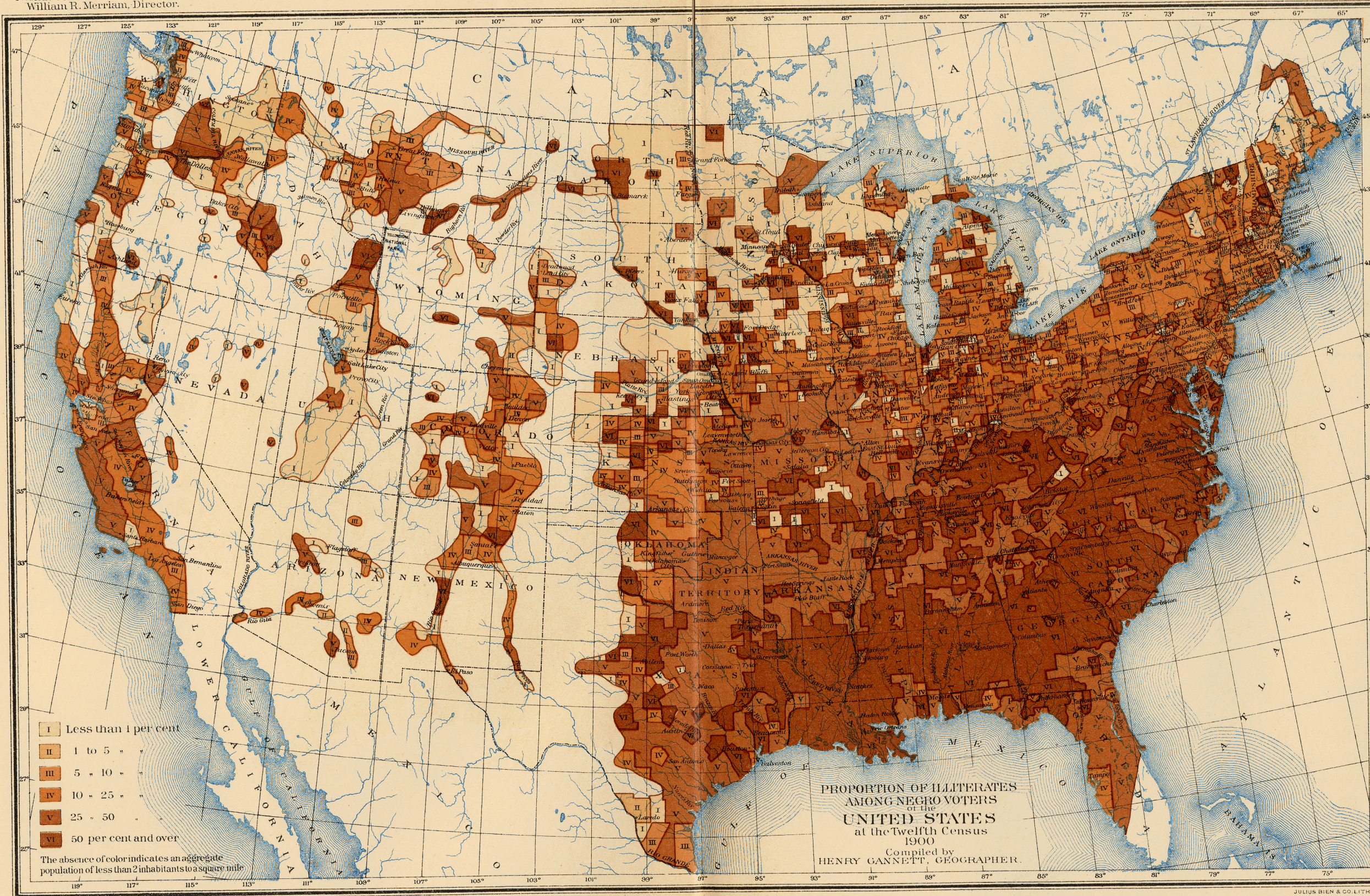


Native white of native parents
 Native white of foreign parents
 Foreign white
 Indian
 Chinese and Japanese
 Negro

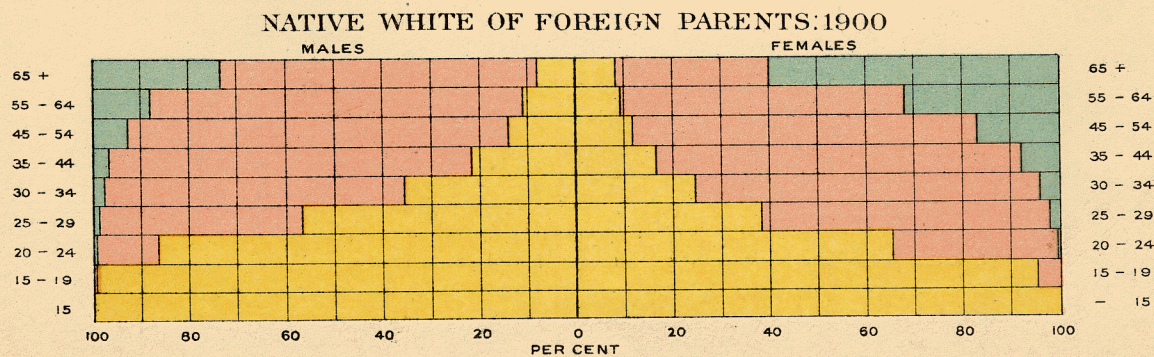
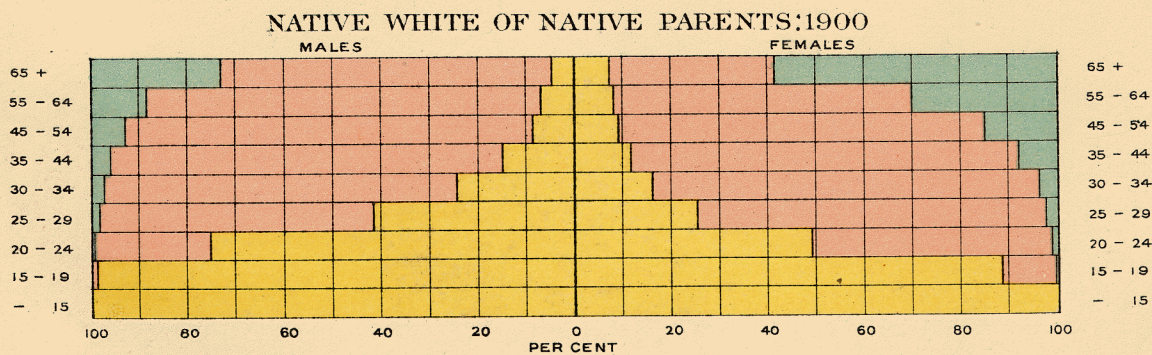
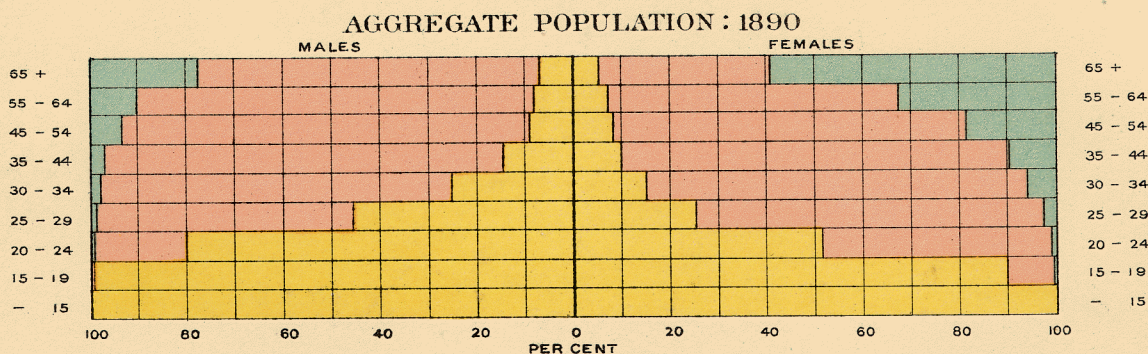
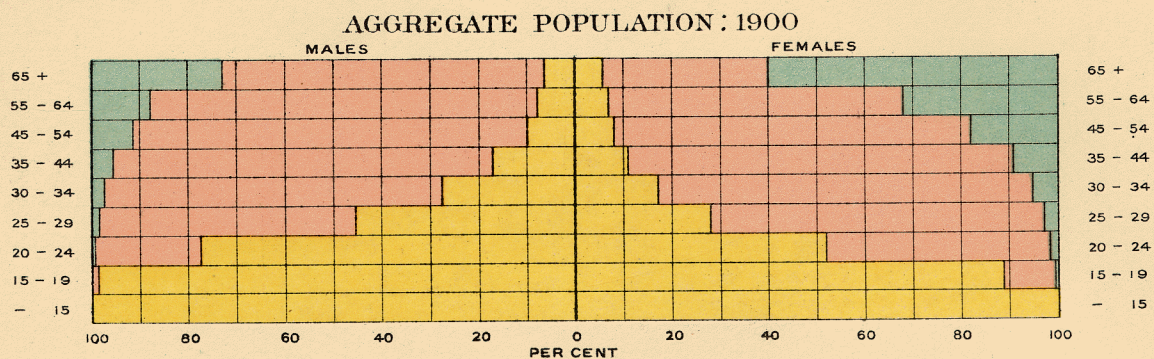
MALES OF VOTING AGE BY COLOR AND NATIVITY, AND BY ILLITERACY: 1900





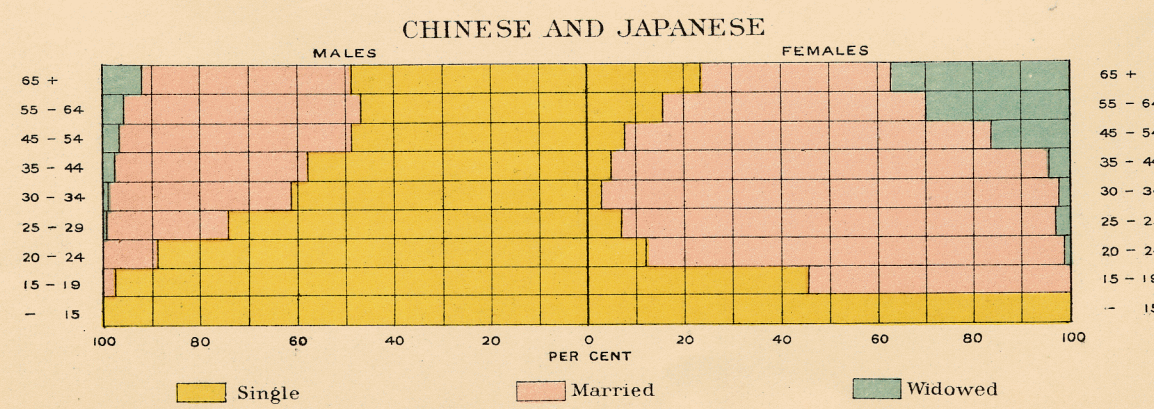
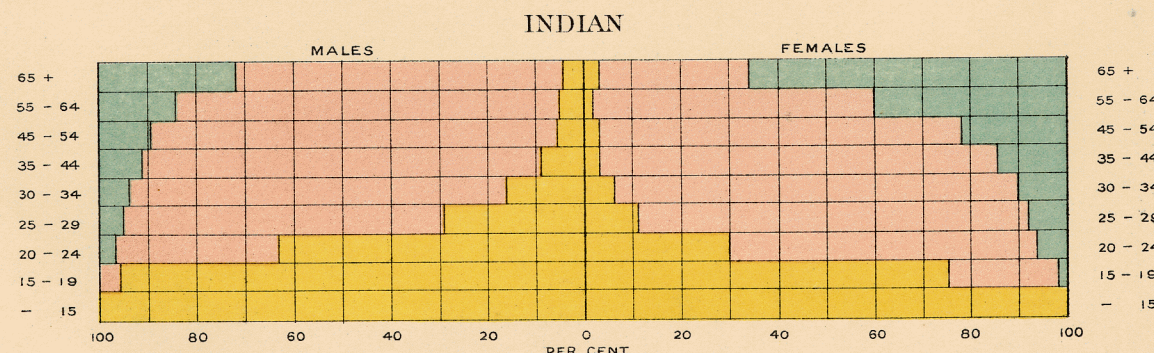
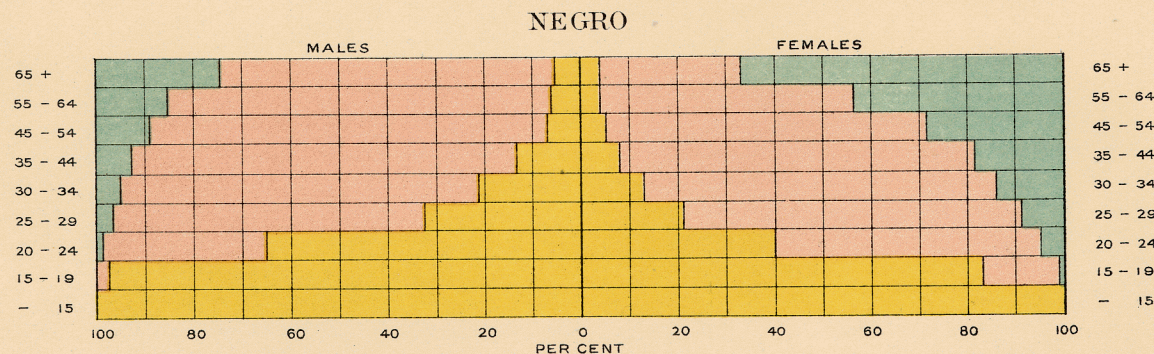
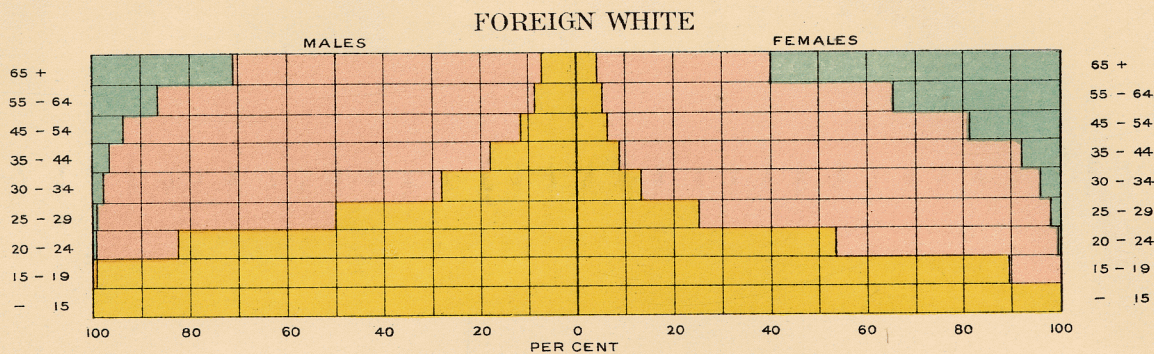


CONJUGAL CONDITION OF THE POPULATION BY AGE AND SEX,
 IN PROPORTIONS OF THE TOTAL NUMBER OF EACH AGE GROUP



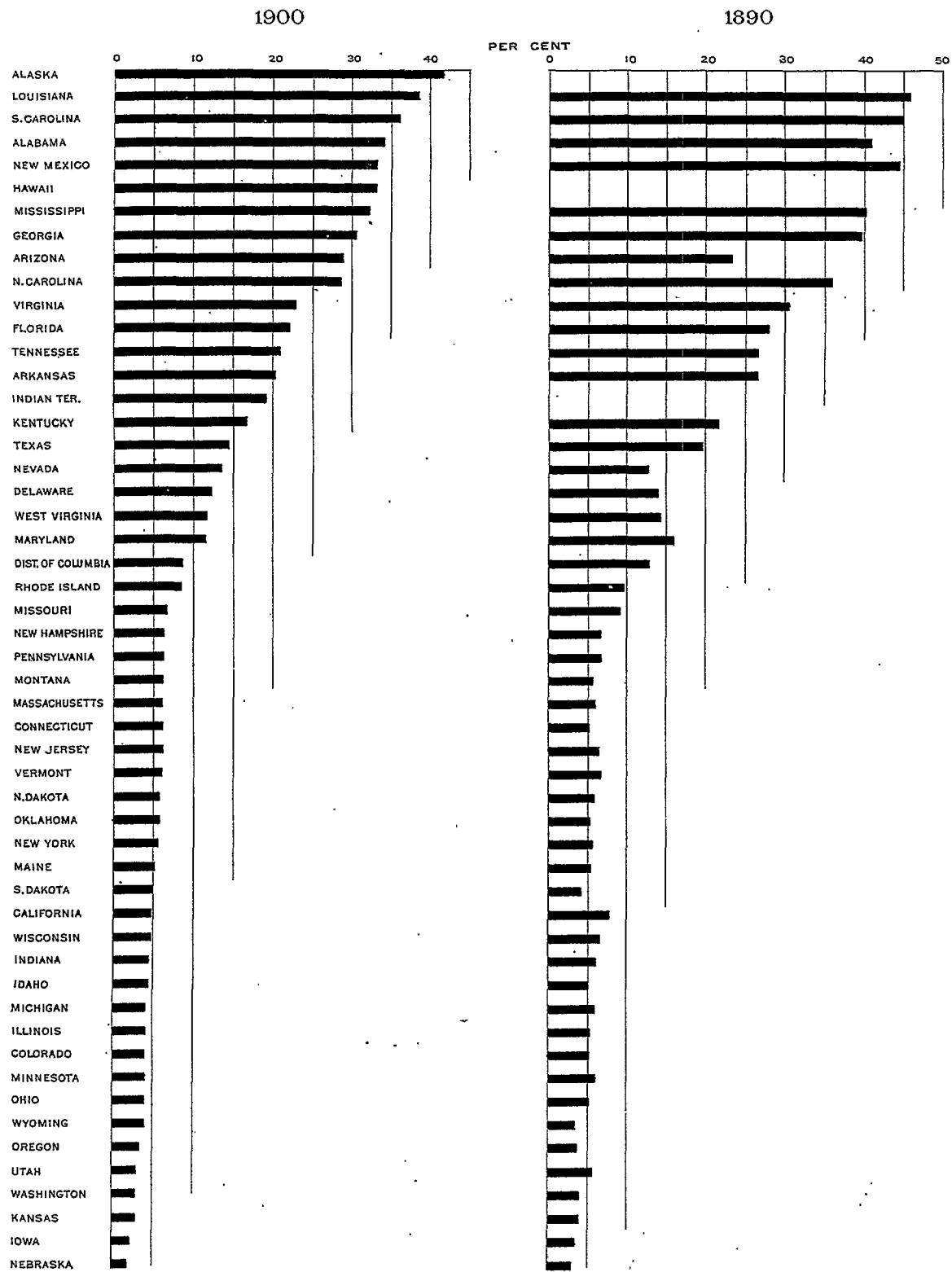
Single Married Widowed

CONJUGAL CONDITION OF THE POPULATION BY AGE AND SEX,
 IN PROPORTIONS OF THE TOTAL NUMBER OF EACH AGE GROUP; 1900

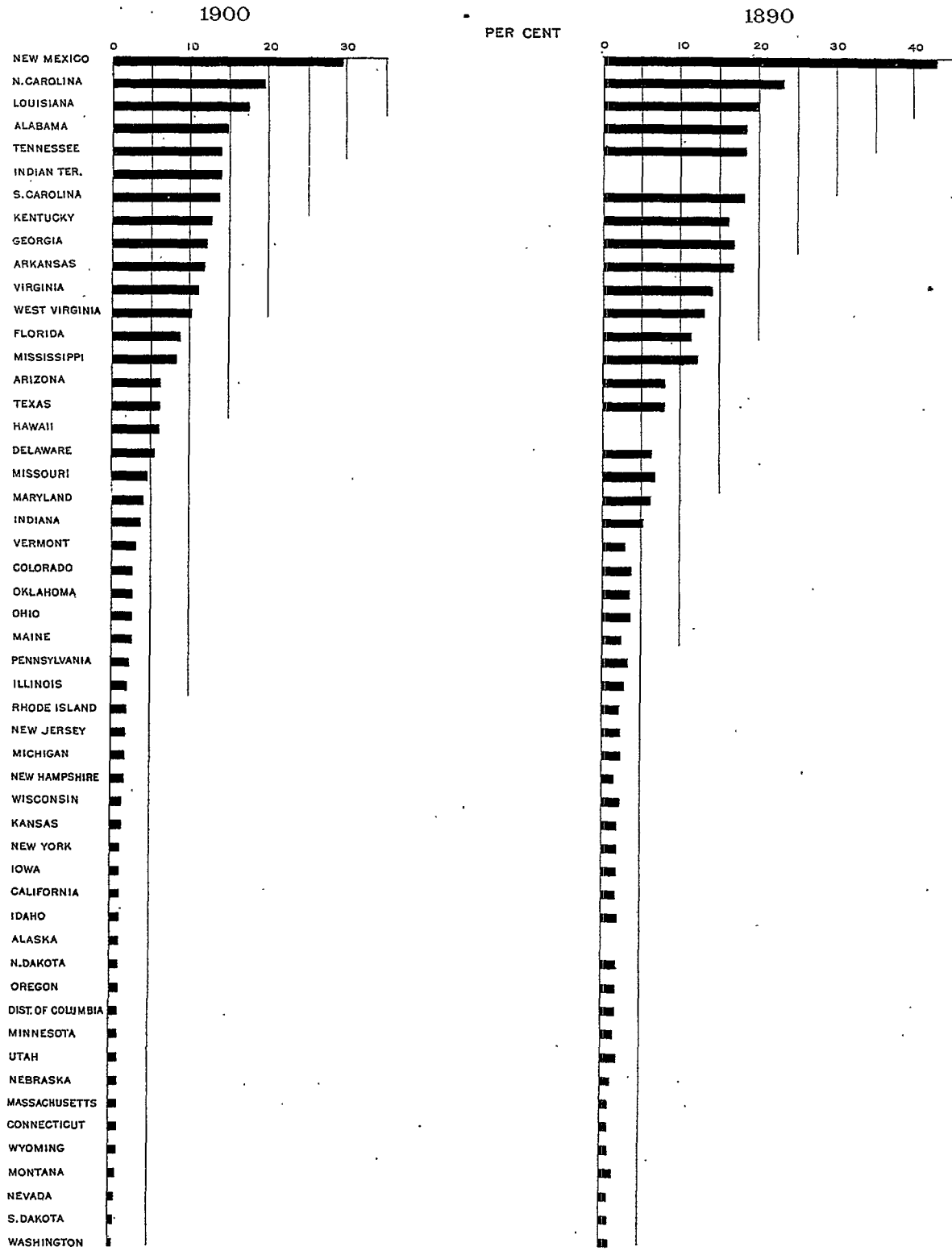


Single
 Married
 Widowed

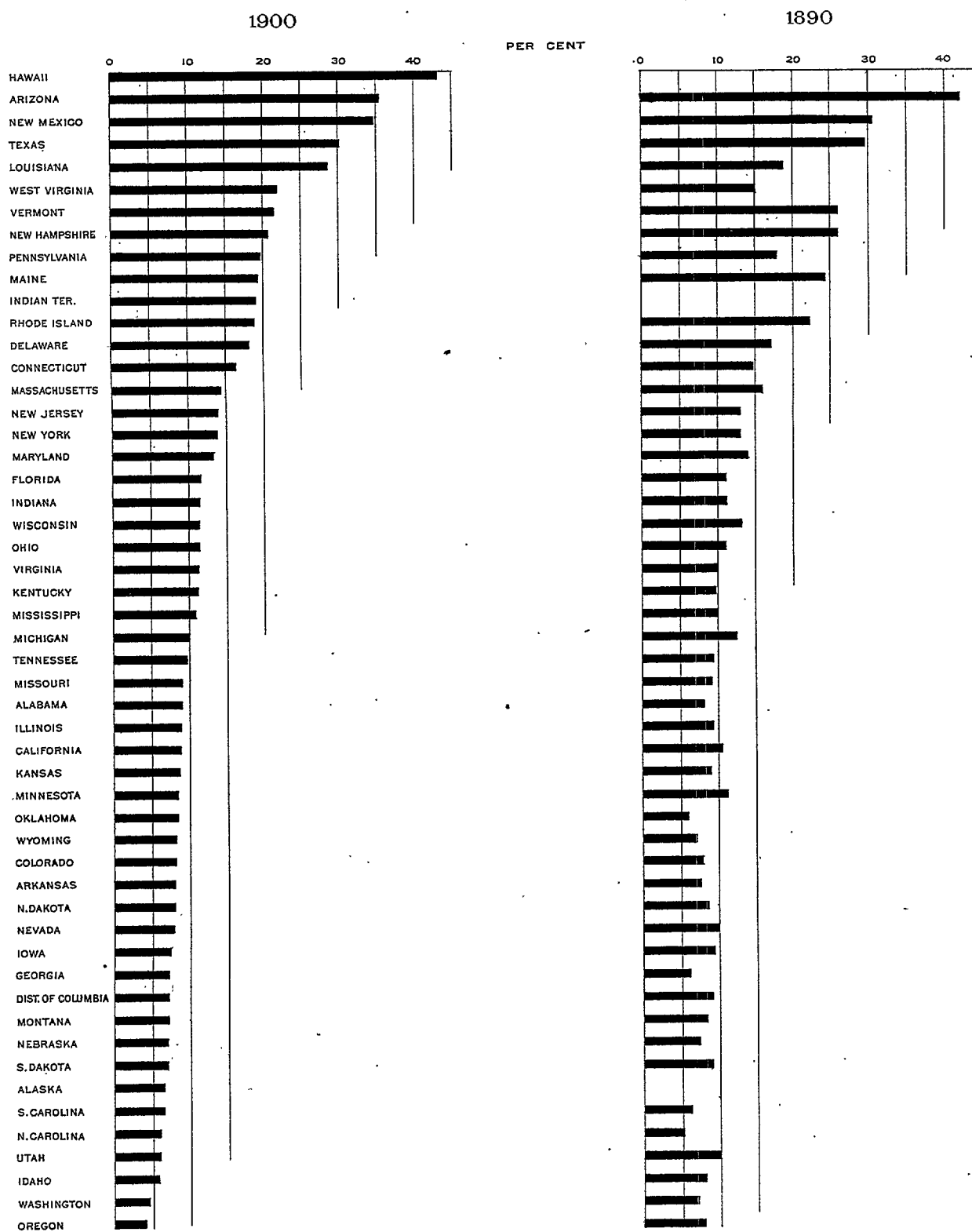
PROPORTION OF ILLITERATES AMONG THE TOTAL POPULATION 10 YEARS OF AGE AND OVER



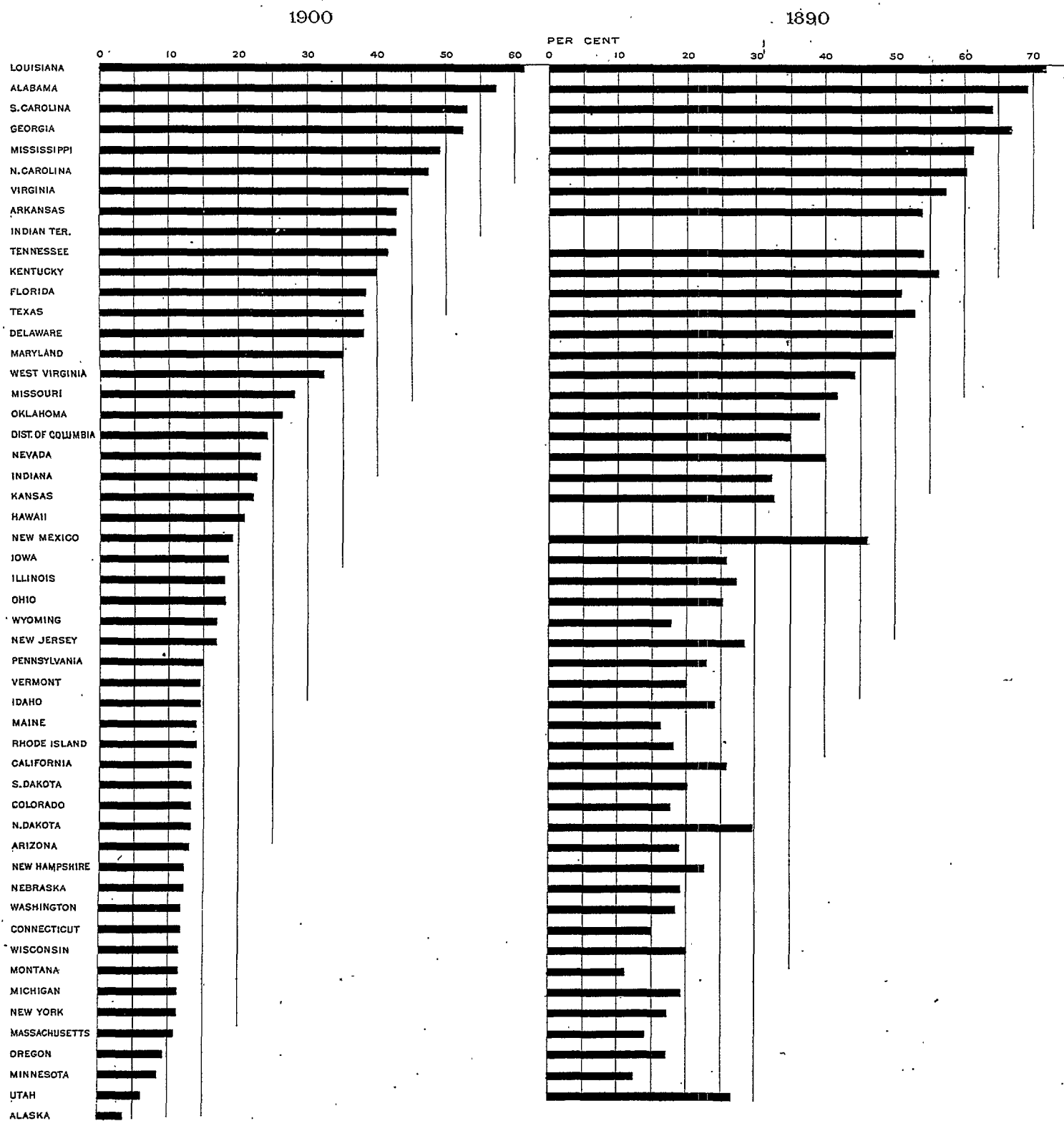
PROPORTION OF ILLITERATES AMONG THE NATIVE WHITE POPULATION
 10 YEARS OF AGE AND OVER



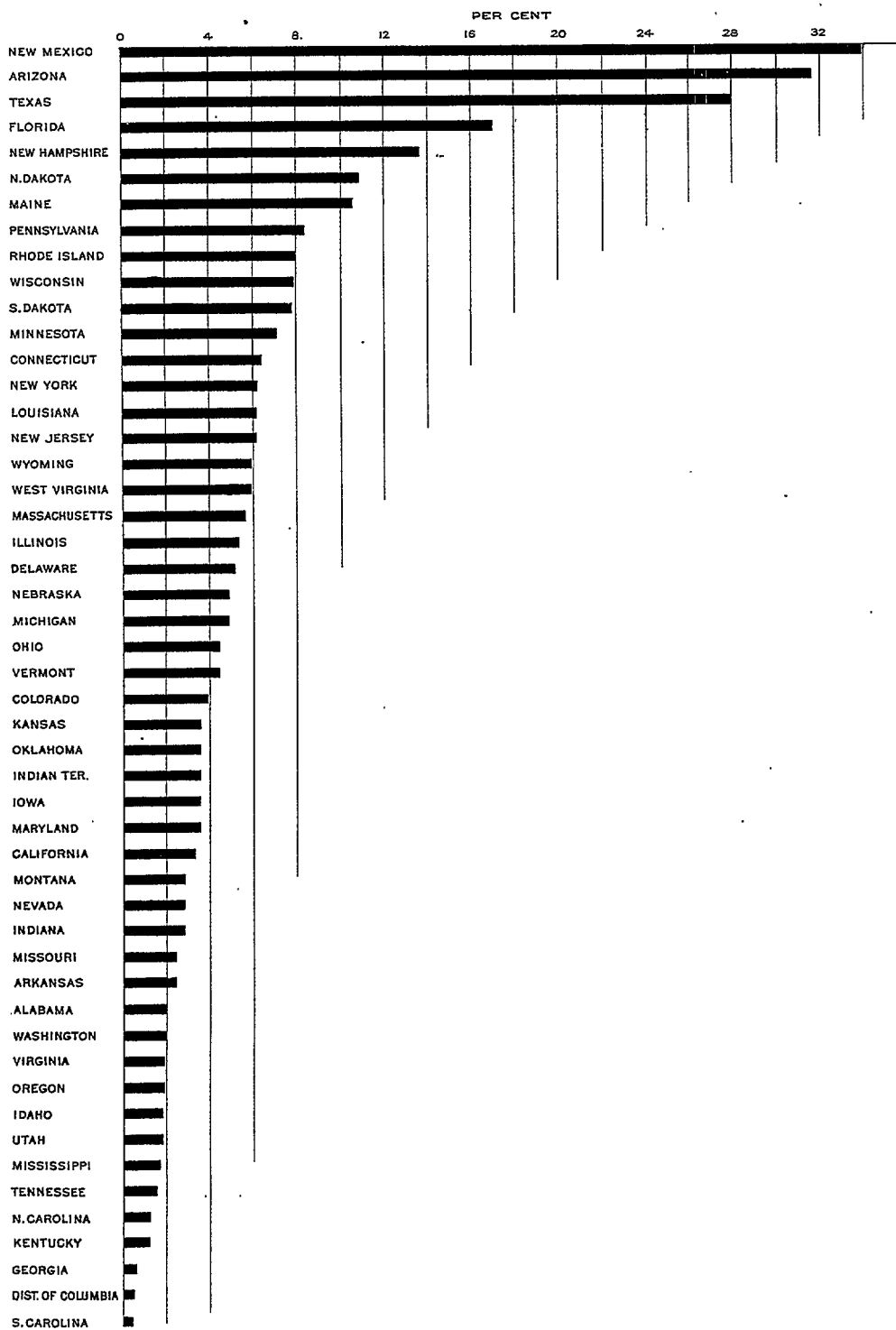
PROPORTION OF ILLITERATES AMONG THE FOREIGN WHITE POPULATION 10 YEARS OF AGE AND OVER



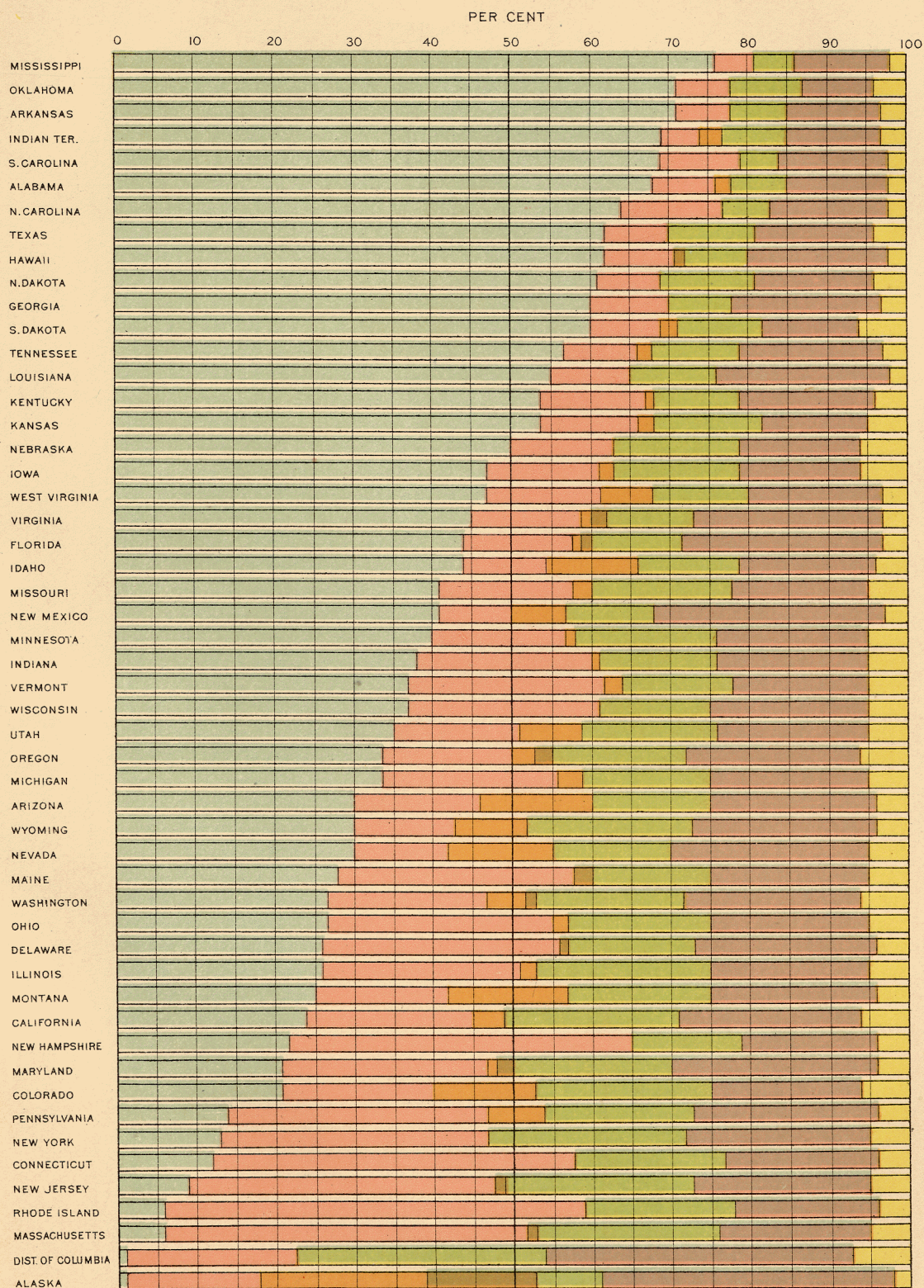
PROPORTION OF ILLITERATES AMONG THE NEGRO POPULATION 10 YEARS OF AGE AND OVER



PROPORTION OF WHITE PERSONS OF FOREIGN PARENTAGE, 10 YEARS OF AGE AND OVER,
WHO CANNOT SPEAK ENGLISH: 1900




PROPORTIONS OF PERSONS ENGAGED IN EACH CLASS OF OCCUPATIONS : 1900



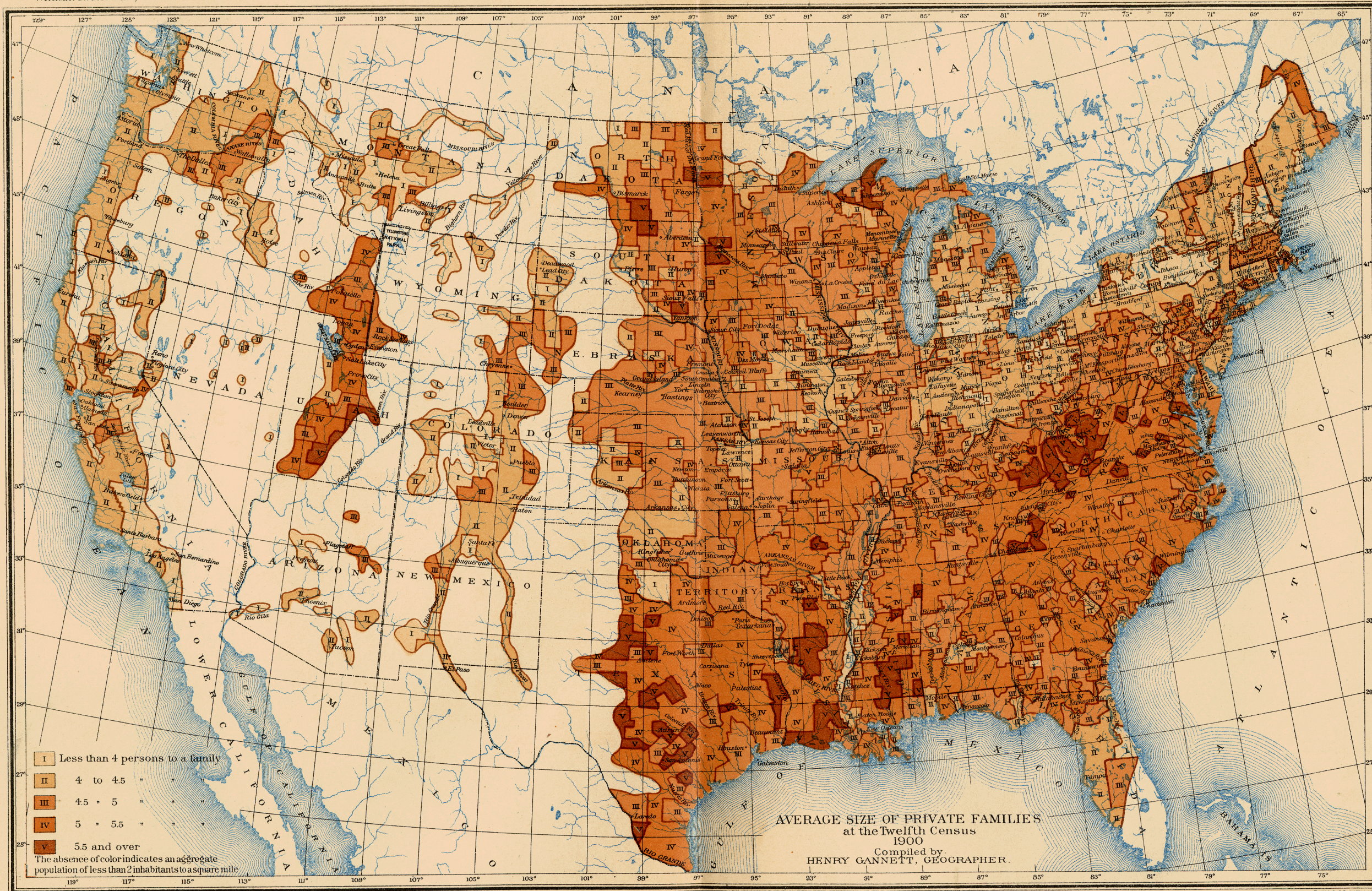
Agriculture
 Manufactures
 Mining
 Fishing
 Trade and transportation
 Domestic and personal service
 Professional service

PROPORTION OF MALES AND FEMALES IN EACH CLASS OF OCCUPATIONS
AND IN CERTAIN OCCUPATION GROUPS: 1900

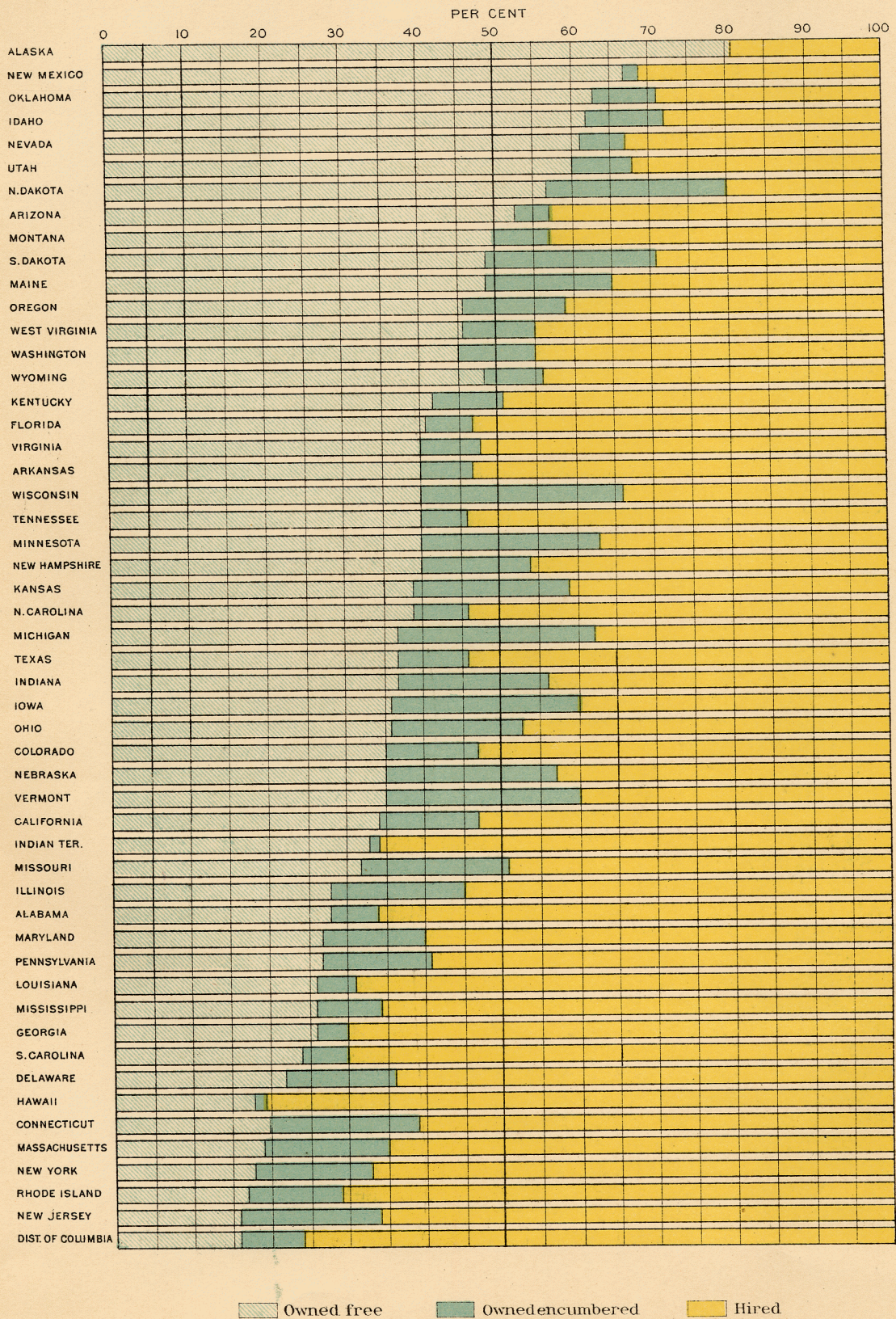


■ Males

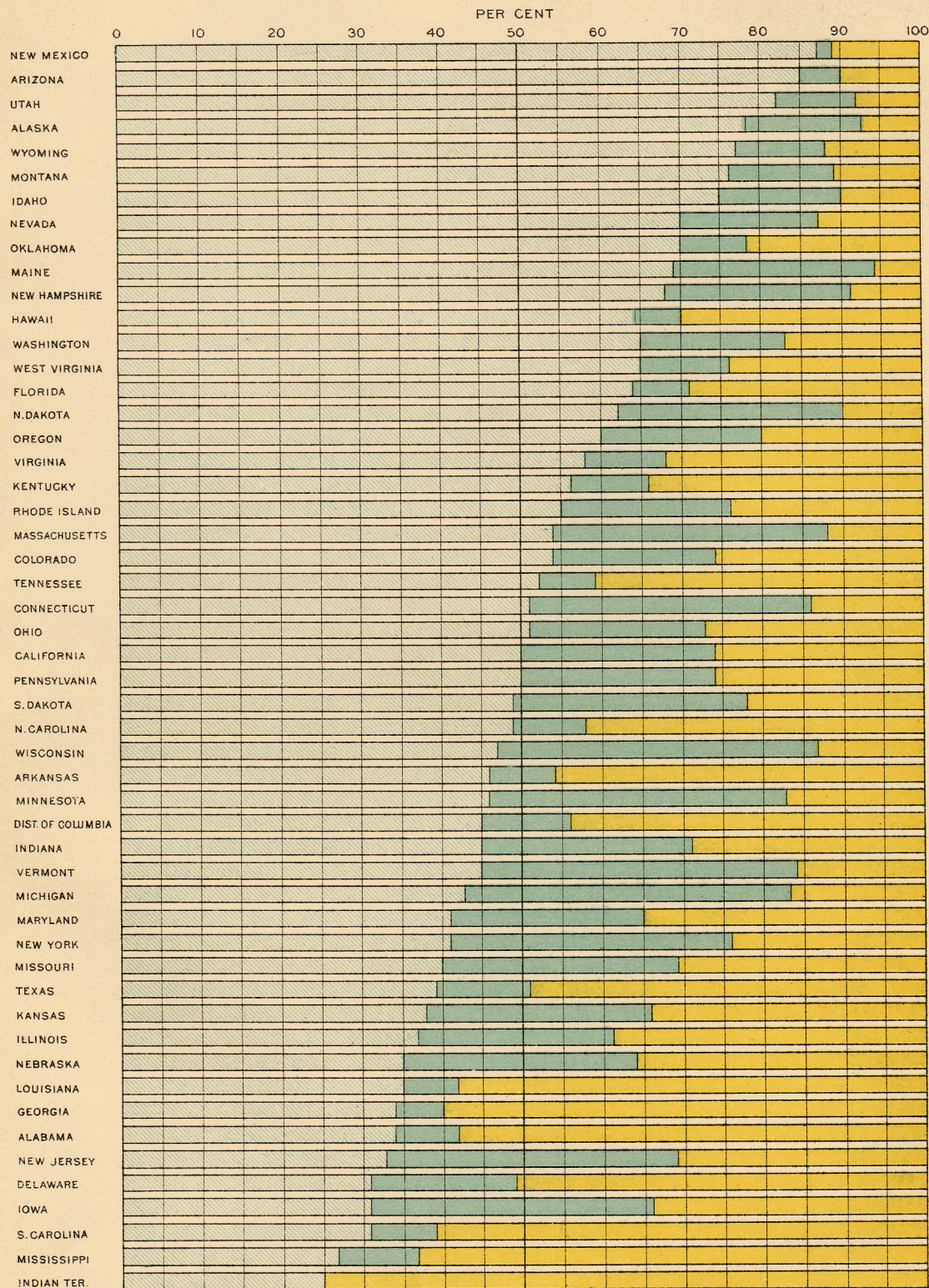
□ Females



PROPORTION OF HOMES OWNED FREE, OWNED ENCUMBERED, AND HIRED: 1900



PROPORTION OF FARM HOMES OWNED FREE, OWNED ENCUMBERED, AND HIRED: 1900



Owned free Owned encumbered Hired

AGES.

TABLE 1.—AGES OF THE AGGREGATE POPULATION OF THE UNITED STATES, CLASSIFIED BY SEX, GENERAL NATIVITY, AND COLOR: 1900.

TABLE 2.—AGES OF THE AGGREGATE POPULATION, CLASSIFIED BY SEX, GENERAL NATIVITY, AND COLOR, BY STATES AND TERRITORIES: 1900.

TABLE 3.—AGES BY PERIODS OF YEARS OF THE AGGREGATE POPULATION, CLASSIFIED BY SEX, BY STATES AND TERRITORIES: 1900.

TABLE 4.—AGES BY PERIODS OF YEARS OF THE NATIVE WHITE POPULATION OF NATIVE PARENTAGE, CLASSIFIED BY SEX, BY STATES AND TERRITORIES: 1900.

TABLE 5.—AGES BY PERIODS OF YEARS OF THE NATIVE WHITE POPULATION OF FOREIGN PARENTAGE, CLASSIFIED BY SEX, BY STATES AND TERRITORIES: 1900.

TABLE 6.—AGES BY PERIODS OF YEARS OF THE FOREIGN WHITE POPULATION, CLASSIFIED BY SEX, BY STATES AND TERRITORIES: 1900.

TABLE 7.—AGES BY PERIODS OF YEARS OF THE COLORED POPULATION, CLASSIFIED BY SEX, BY STATES AND TERRITORIES: 1900.

TABLE 8.—AGES BY PERIODS OF YEARS OF THE NEGRO POPULATION, CLASSIFIED BY SEX, BY STATES AND TERRITORIES: 1900.

TABLE 9.—AGES BY PERIODS OF YEARS OF THE AGGREGATE POPULATION, CLASSIFIED BY SEX, GENERAL NATIVITY, AND COLOR, FOR CITIES HAVING 25,000 INHABITANTS OR MORE: 1900.

STATISTICS OF POPULATION.

TABLE 1.—AGES OF THE AGGREGATE POPULATION OF THE UNITED STATES,

[For "School, militia, and voting ages" see pages 151-249. The designation "native white—native parents" comprehends all native white persons having either parents both of whom were native white persons; "foreign born" comprehends all native white persons having one or both parents foreign born.]

| AGES. | AGGREGATE. | | | NATIVE BORN. | | | FOREIGN BORN. | | |
|------------------------|-------------|------------|------------|--------------|------------|------------|---------------|-----------|-----------|
| | Total. | Males. | Females. | Total. | Males. | Females. | Total. | Males. | Females. |
| 1 All ages..... | 876,308,387 | 39,059,242 | 37,244,145 | 65,843,302 | 33,329,130 | 32,514,172 | 10,460,085 | 5,730,112 | 4,729,973 |
| 2 Under 1 month..... | 153,844 | 77,680 | 76,214 | 153,696 | 77,551 | 76,145 | 148 | 79 | 69 |
| 3 1 to 2 months..... | 333,052 | 168,477 | 164,575 | 332,716 | 168,311 | 164,405 | 336 | 166 | 170 |
| 4 3 to 5 months..... | 497,294 | 251,511 | 245,783 | 496,358 | 251,030 | 245,328 | 936 | 481 | 455 |
| 5 6 to 8 months..... | 476,994 | 240,887 | 236,107 | 475,772 | 240,277 | 235,495 | 1,222 | 610 | 612 |
| 6 9 to 11 months..... | 459,803 | 232,882 | 226,921 | 458,369 | 232,170 | 226,199 | 1,434 | 712 | 722 |
| 7 Under 1 year..... | 1,920,987 | 971,387 | 949,600 | 1,916,911 | 969,339 | 947,572 | 4,076 | 2,048 | 2,028 |
| 8 1 year..... | 1,771,575 | 895,051 | 876,524 | 1,763,771 | 891,016 | 872,755 | 7,804 | 4,085 | 3,769 |
| 9 2 years..... | 1,834,188 | 927,228 | 906,960 | 1,823,282 | 921,673 | 901,609 | 10,906 | 5,555 | 5,351 |
| 10 3 years..... | 1,828,171 | 922,343 | 905,828 | 1,814,303 | 915,400 | 898,903 | 13,868 | 6,943 | 6,925 |
| 11 4 years..... | 1,834,527 | 927,254 | 907,273 | 1,817,710 | 913,694 | 899,016 | 16,817 | 8,560 | 8,257 |
| 12 1 to 4 years..... | 7,268,461 | 3,671,376 | 3,596,885 | 7,219,066 | 3,646,783 | 3,572,283 | 49,395 | 25,093 | 24,302 |
| 13 5 years..... | 1,811,958 | 914,620 | 897,338 | 1,792,341 | 904,744 | 887,597 | 19,617 | 9,876 | 9,741 |
| 14 6 years..... | 1,835,843 | 924,545 | 911,298 | 1,813,798 | 913,442 | 900,356 | 22,045 | 11,103 | 10,942 |
| 15 7 years..... | 1,785,865 | 901,913 | 883,952 | 1,757,930 | 887,998 | 869,932 | 27,935 | 13,915 | 14,020 |
| 16 8 years..... | 1,783,509 | 893,234 | 884,275 | 1,747,985 | 881,534 | 866,451 | 35,524 | 17,700 | 17,824 |
| 17 9 years..... | 1,672,164 | 846,363 | 825,301 | 1,628,866 | 825,100 | 803,766 | 43,298 | 21,763 | 21,535 |
| 18 5 to 9 years..... | 8,889,339 | 4,487,175 | 4,402,164 | 8,740,920 | 4,412,818 | 4,328,102 | 148,419 | 74,357 | 74,062 |
| 19 10 years..... | 1,743,333 | 883,519 | 859,864 | 1,692,294 | 857,594 | 834,700 | 51,039 | 25,925 | 25,164 |
| 20 11 years..... | 1,585,030 | 799,238 | 785,842 | 1,532,303 | 772,672 | 759,631 | 52,777 | 26,566 | 26,211 |
| 21 12 years..... | 1,640,005 | 829,325 | 810,680 | 1,576,490 | 797,062 | 779,428 | 63,513 | 32,263 | 31,252 |
| 22 13 years..... | 1,552,537 | 782,593 | 769,944 | 1,485,064 | 748,623 | 736,441 | 67,473 | 33,970 | 33,503 |
| 23 14 years..... | 1,570,946 | 794,643 | 776,303 | 1,492,429 | 754,671 | 737,758 | 78,517 | 39,972 | 38,545 |
| 24 10 to 14 years..... | 8,091,951 | 4,089,318 | 4,002,633 | 7,778,580 | 3,930,622 | 3,847,958 | 313,371 | 158,696 | 154,675 |
| 25 15 years..... | 1,585,509 | 770,768 | 764,741 | 1,450,843 | 728,197 | 722,646 | 84,666 | 42,571 | 42,095 |
| 26 16 years..... | 1,564,271 | 773,098 | 755,173 | 1,467,785 | 731,641 | 726,144 | 96,486 | 47,457 | 46,029 |
| 27 17 years..... | 1,432,422 | 745,444 | 746,978 | 1,383,645 | 692,323 | 691,222 | 103,877 | 53,121 | 55,756 |
| 28 18 years..... | 1,539,185 | 757,484 | 751,701 | 1,402,091 | 690,690 | 711,401 | 137,094 | 66,794 | 70,300 |
| 29 19 years..... | 1,445,937 | 713,186 | 732,751 | 1,299,011 | 641,737 | 657,274 | 146,926 | 71,449 | 75,477 |
| 30 15 to 19 years..... | 7,577,324 | 3,765,980 | 3,811,344 | 7,003,275 | 3,484,588 | 3,518,687 | 574,049 | 281,392 | 292,657 |
| 31 20 years..... | 1,541,174 | 743,687 | 797,487 | 1,363,355 | 657,695 | 705,660 | 177,819 | 85,992 | 91,827 |
| 32 21 years..... | 1,438,127 | 739,047 | 699,080 | 1,268,447 | 652,226 | 616,221 | 169,680 | 86,821 | 82,859 |
| 33 22 years..... | 1,502,847 | 745,491 | 757,356 | 1,308,146 | 647,254 | 660,892 | 194,701 | 98,237 | 96,464 |
| 34 23 years..... | 1,451,909 | 721,847 | 730,062 | 1,254,714 | 620,780 | 638,934 | 197,195 | 101,067 | 96,128 |
| 35 24 years..... | 1,468,426 | 734,301 | 734,125 | 1,254,131 | 621,985 | 632,146 | 214,295 | 112,316 | 101,979 |
| 36 20 to 24 years..... | 7,402,483 | 3,684,373 | 3,718,110 | 6,448,793 | 3,199,940 | 3,248,853 | 953,690 | 484,433 | 469,257 |
| 37 25 years..... | 1,490,292 | 745,136 | 745,156 | 1,256,693 | 619,900 | 636,793 | 233,599 | 125,236 | 108,363 |
| 38 26 years..... | 1,324,175 | 673,529 | 650,646 | 1,108,636 | 556,393 | 552,243 | 215,539 | 117,136 | 98,403 |
| 39 27 years..... | 1,293,431 | 666,166 | 627,265 | 1,071,897 | 544,184 | 527,713 | 221,534 | 121,982 | 99,552 |
| 40 28 years..... | 1,321,467 | 694,941 | 636,526 | 1,072,763 | 546,712 | 526,051 | 248,704 | 138,229 | 110,475 |
| 41 29 years..... | 1,158,841 | 599,305 | 554,536 | 933,322 | 476,411 | 456,911 | 220,519 | 122,894 | 97,625 |
| 42 25 to 29 years..... | 6,583,206 | 3,369,077 | 3,214,129 | 5,443,311 | 2,743,600 | 2,699,711 | 1,139,895 | 625,477 | 514,418 |
| 43 30 years..... | 1,476,233 | 777,266 | 698,967 | 1,163,431 | 595,517 | 567,914 | 312,802 | 181,749 | 131,053 |
| 44 31 years..... | 962,812 | 502,398 | 460,414 | 775,369 | 395,929 | 379,440 | 187,443 | 106,469 | 80,974 |
| 45 32 years..... | 1,108,865 | 579,386 | 529,479 | 966,180 | 441,508 | 424,672 | 242,685 | 137,878 | 104,807 |
| 46 33 years..... | 1,036,779 | 548,950 | 492,829 | 806,526 | 412,579 | 393,947 | 230,253 | 131,371 | 98,882 |
| 47 34 years..... | 1,006,356 | 528,037 | 478,319 | 769,309 | 392,442 | 376,867 | 237,547 | 135,595 | 101,952 |
| 48 30 to 34 years..... | 5,591,545 | 2,931,037 | 2,660,508 | 4,380,315 | 2,237,975 | 2,142,340 | 1,210,730 | 698,062 | 517,668 |
| 49 35 years..... | 1,143,394 | 608,152 | 535,242 | 852,418 | 436,386 | 415,532 | 290,976 | 171,266 | 119,710 |
| 50 36 years..... | 937,148 | 492,186 | 444,962 | 695,372 | 352,617 | 342,755 | 241,776 | 139,569 | 102,207 |
| 51 37 years..... | 903,645 | 475,287 | 428,358 | 684,618 | 349,444 | 335,174 | 219,027 | 125,343 | 98,184 |
| 52 38 years..... | 1,041,724 | 551,768 | 489,956 | 797,851 | 409,756 | 388,095 | 245,873 | 142,012 | 101,861 |
| 53 39 years..... | 962,690 | 509,041 | 453,649 | 746,097 | 383,533 | 362,564 | 216,593 | 125,508 | 91,085 |
| 54 35 to 39 years..... | 4,988,601 | 2,636,434 | 2,352,167 | 3,776,356 | 1,932,236 | 1,844,120 | 1,212,245 | 704,198 | 508,047 |
| 55 40 years..... | 1,202,972 | 643,551 | 559,421 | 903,739 | 463,726 | 440,013 | 299,233 | 179,325 | 119,408 |
| 56 41 years..... | 736,003 | 393,985 | 342,068 | 575,100 | 299,783 | 275,317 | 160,903 | 94,152 | 66,751 |
| 57 42 years..... | 847,337 | 451,808 | 395,534 | 649,466 | 335,568 | 313,398 | 197,371 | 116,235 | 81,636 |
| 58 43 years..... | 740,545 | 390,257 | 350,288 | 574,927 | 294,831 | 280,096 | 165,613 | 95,426 | 70,192 |
| 59 44 years..... | 736,092 | 389,226 | 346,866 | 566,151 | 292,194 | 273,957 | 169,941 | 97,032 | 72,909 |
| 60 40 to 44 years..... | 4,262,949 | 2,268,772 | 1,994,177 | 3,269,333 | 1,686,102 | 1,583,231 | 993,566 | 532,670 | 410,896 |
| 61 45 years..... | 883,863 | 476,468 | 407,395 | 667,215 | 349,537 | 317,628 | 216,648 | 126,881 | 89,767 |
| 62 46 years..... | 653,140 | 349,745 | 303,395 | 499,234 | 262,150 | 237,084 | 153,906 | 87,595 | 66,311 |
| 63 47 years..... | 633,992 | 337,687 | 296,305 | 482,832 | 252,732 | 230,100 | 151,160 | 84,955 | 66,205 |
| 64 48 years..... | 665,593 | 349,707 | 315,886 | 492,563 | 254,066 | 238,497 | 173,030 | 95,641 | 77,389 |
| 65 49 years..... | 627,546 | 331,628 | 295,918 | 462,847 | 240,537 | 222,260 | 164,699 | 91,041 | 73,858 |
| 66 45 to 49 years..... | 3,464,134 | 1,845,235 | 1,618,899 | 2,604,691 | 1,359,122 | 1,245,569 | 859,443 | 486,113 | 373,330 |

1 Persons of negro descent, Chinese, Japanese, and Indians.

2 Includes all persons of negro descent.

AGES.

CLASSIFIED BY SEX, GENERAL NATIVITY, AND COLOR: 1900.

both parents native born, one parent native born and one parent unknown, or both parents unknown, while the designation "native white—foreign parents" either one or both parents foreign born.]

| NATIVE WHITE. | | NATIVE WHITE— NATIVE PARENTS. | | NATIVE WHITE— FOREIGN PARENTS. | | FOREIGN WHITE. | | TOTAL COLORED. ¹ | | NEGRO. ² | | |
|---------------|------------|----------------------------------|------------|-----------------------------------|-----------|----------------|-----------|-----------------------------|-----------|---------------------|-----------|----|
| Males. | Females. | Males. | Females. | Males. | Females. | Males. | Females. | Males. | Females. | Males. | Females. | |
| 28,803,188 | 27,937,551 | 20,934,099 | 20,119,318 | 7,869,089 | 7,818,233 | 5,545,819 | 4,704,230 | 4,710,235 | 4,602,364 | 4,393,221 | 4,447,568 | 1 |
| 66,947 | 65,442 | 46,491 | 45,218 | 20,466 | 20,224 | 75 | < 68 | 10,608 | 10,704 | 10,201 | 10,322 | 2 |
| 144,723 | 140,531 | 100,480 | 97,690 | 44,243 | 42,841 | 165 | 168 | 23,589 | 23,876 | 22,641 | 23,032 | 3 |
| 215,367 | 208,936 | 145,853 | 144,077 | 66,514 | 64,859 | 479 | 444 | 35,665 | 36,403 | 34,309 | 35,004 | 4 |
| 210,766 | 205,792 | 147,941 | 144,072 | 62,825 | 61,720 | 596 | 603 | 29,525 | 29,712 | 28,641 | 28,641 | 5 |
| 205,481 | 199,066 | 144,585 | 139,178 | 60,896 | 59,888 | 705 | 706 | 26,696 | 27,149 | 25,445 | 26,188 | 6 |
| 843,284 | 819,767 | 583,350 | 570,235 | 254,934 | 249,532 | 2,020 | 1,989 | 126,083 | 127,844 | 121,332 | 123,187 | 7 |
| 771,648 | 751,615 | 542,263 | 526,594 | 229,385 | 225,021 | 3,954 | 3,705 | 119,449 | 121,204 | 115,105 | 116,844 | 8 |
| 792,908 | 772,761 | 551,983 | 536,194 | 240,925 | 236,567 | 5,428 | 5,237 | 128,892 | 128,962 | 124,338 | 124,593 | 9 |
| 790,416 | 771,469 | 545,316 | 530,178 | 245,100 | 241,291 | 6,797 | 6,800 | 125,130 | 127,569 | 120,675 | 123,417 | 10 |
| 791,504 | 771,780 | 547,751 | 530,859 | 243,753 | 240,921 | 8,432 | 8,125 | 127,318 | 127,368 | 123,052 | 123,156 | 11 |
| 3,146,476 | 3,067,625 | 2,187,313 | 2,123,825 | 959,163 | 943,800 | 24,611 | 23,867 | 500,789 | 505,093 | 483,170 | 488,010 | 12 |
| 778,556 | 760,434 | 538,666 | 522,583 | 239,890 | 237,851 | 9,757 | 9,632 | 126,307 | 127,272 | 122,171 | 123,221 | 13 |
| 784,490 | 769,352 | 540,905 | 528,590 | 243,585 | 240,762 | 11,010 | 10,863 | 129,045 | 131,083 | 124,932 | 126,948 | 14 |
| 763,683 | 745,277 | 526,613 | 511,948 | 236,970 | 233,329 | 13,880 | 13,930 | 124,500 | 124,745 | 120,748 | 121,023 | 15 |
| 754,746 | 739,240 | 526,043 | 511,470 | 228,703 | 227,770 | 17,607 | 17,422 | 126,881 | 127,293 | 122,781 | 123,273 | 16 |
| 711,741 | 692,603 | 493,947 | 478,167 | 217,794 | 214,436 | 21,653 | 21,437 | 113,469 | 111,261 | 109,843 | 107,895 | 17 |
| 3,793,116 | 3,706,906 | 2,626,174 | 2,552,753 | 1,166,942 | 1,154,148 | 73,857 | 73,604 | 620,202 | 621,654 | 600,425 | 602,360 | 18 |
| 731,043 | 712,308 | 512,587 | 496,270 | 218,466 | 216,038 | 25,804 | 25,050 | 126,672 | 122,506 | 122,704 | 118,789 | 19 |
| 672,462 | 660,362 | 472,190 | 460,699 | 200,272 | 199,663 | 26,426 | 26,104 | 100,350 | 99,376 | 97,298 | 96,573 | 20 |
| 673,550 | 658,265 | 473,876 | 459,912 | 199,974 | 198,353 | 32,121 | 31,125 | 123,354 | 121,290 | 119,592 | 117,909 | 21 |
| 641,991 | 630,044 | 453,916 | 442,191 | 188,075 | 187,853 | 33,733 | 33,379 | 106,819 | 106,521 | 103,779 | 103,727 | 22 |
| 646,212 | 628,591 | 454,365 | 438,465 | 191,857 | 190,126 | 39,686 | 38,413 | 108,745 | 109,299 | 105,288 | 106,361 | 23 |
| 3,865,558 | 3,289,570 | 2,366,924 | 2,297,537 | 998,634 | 992,033 | 157,820 | 154,071 | 565,940 | 558,992 | 548,661 | 548,359 | 24 |
| 627,325 | 619,272 | 440,905 | 432,039 | 186,420 | 187,233 | 42,074 | 41,899 | 101,369 | 103,570 | 97,902 | 100,595 | 25 |
| 629,919 | 626,633 | 444,880 | 439,633 | 185,039 | 186,995 | 46,570 | 45,324 | 102,609 | 109,666 | 98,777 | 106,769 | 26 |
| 593,533 | 593,349 | 424,482 | 416,976 | 174,051 | 176,373 | 51,564 | 55,474 | 95,347 | 98,155 | 91,169 | 95,529 | 27 |
| 586,787 | 597,951 | 421,333 | 425,449 | 165,454 | 172,502 | 64,054 | 69,335 | 106,643 | 113,915 | 100,819 | 110,644 | 28 |
| 553,546 | 560,343 | 397,609 | 400,051 | 155,937 | 160,262 | 68,325 | 74,908 | 91,315 | 97,500 | 85,528 | 94,744 | 29 |
| 2,996,110 | 2,997,598 | 2,129,209 | 2,114,233 | 866,901 | 883,365 | 272,587 | 290,940 | 497,283 | 522,806 | 474,195 | 508,281 | 30 |
| 555,025 | 579,067 | 399,231 | 411,917 | 155,794 | 167,150 | 82,400 | 90,982 | 106,262 | 127,438 | 99,449 | 123,464 | 31 |
| 556,981 | 527,495 | 397,939 | 372,802 | 169,042 | 154,693 | 83,695 | 82,059 | 98,371 | 99,526 | 93,138 | 87,148 | 32 |
| 548,990 | 563,062 | 389,511 | 386,878 | 169,479 | 166,184 | 93,786 | 95,380 | 102,715 | 108,914 | 95,905 | 105,899 | 33 |
| 532,358 | 535,271 | 372,396 | 363,203 | 169,982 | 167,068 | 96,061 | 95,010 | 93,428 | 99,781 | 86,458 | 97,075 | 34 |
| 532,778 | 533,688 | 371,094 | 363,820 | 161,684 | 169,868 | 106,369 | 100,637 | 95,154 | 99,750 | 87,254 | 96,689 | 35 |
| 2,726,132 | 2,728,583 | 1,930,171 | 1,903,620 | 795,961 | 824,963 | 462,311 | 464,118 | 495,930 | 525,409 | 462,204 | 510,265 | 36 |
| 517,411 | 523,921 | 359,927 | 357,135 | 157,484 | 166,786 | 118,290 | 106,960 | 109,435 | 114,275 | 99,846 | 110,464 | 37 |
| 482,851 | 474,123 | 334,245 | 322,180 | 148,606 | 151,943 | 111,239 | 97,210 | 79,439 | 79,313 | 71,779 | 76,584 | 38 |
| 475,916 | 459,535 | 330,589 | 312,759 | 145,327 | 146,776 | 116,504 | 98,395 | 69,335 | 73,746 | 66,325 | 66,325 | 39 |
| 474,044 | 463,860 | 323,514 | 308,831 | 144,530 | 145,029 | 132,128 | 109,320 | 78,769 | 73,346 | 70,832 | 70,832 | 40 |
| 422,384 | 403,310 | 293,817 | 274,785 | 128,567 | 128,525 | 117,759 | 96,626 | 59,162 | 54,600 | 52,417 | 49,401 | 41 |
| 2,372,606 | 2,314,749 | 1,648,092 | 1,575,690 | 724,514 | 739,059 | 595,920 | 508,511 | 400,551 | 390,869 | 362,063 | 376,893 | 42 |
| 496,799 | 468,568 | 347,906 | 319,744 | 148,893 | 148,824 | 173,700 | 129,742 | 106,767 | 100,657 | 96,086 | 96,528 | 43 |
| 360,458 | 346,150 | 252,887 | 238,874 | 107,566 | 107,276 | 102,389 | 80,343 | 39,606 | 35,921 | 34,658 | 32,481 | 44 |
| 395,124 | 377,834 | 276,831 | 259,690 | 119,093 | 118,144 | 132,545 | 104,061 | 51,717 | 47,584 | 45,314 | 45,316 | 45 |
| 369,747 | 350,735 | 261,022 | 243,955 | 108,725 | 106,730 | 126,678 | 98,193 | 47,625 | 43,901 | 41,921 | 42,325 | 46 |
| 346,706 | 330,510 | 241,519 | 226,009 | 106,137 | 104,501 | 130,585 | 101,325 | 50,746 | 46,984 | 44,805 | 45,340 | 47 |
| 1,968,829 | 1,873,797 | 1,379,365 | 1,288,272 | 589,464 | 585,525 | 665,847 | 513,664 | 296,361 | 273,047 | 262,784 | 262,490 | 48 |
| 360,489 | 337,839 | 250,720 | 229,595 | 109,769 | 107,744 | 163,945 | 118,953 | 83,718 | 78,950 | 74,599 | 76,217 | 49 |
| 313,045 | 300,487 | 217,444 | 206,239 | 95,601 | 94,248 | 133,912 | 101,650 | 45,229 | 42,825 | 38,690 | 41,345 | 50 |
| 313,291 | 298,072 | 220,995 | 206,468 | 92,296 | 91,604 | 121,641 | 92,779 | 40,355 | 37,507 | 35,284 | 36,246 | 51 |
| 363,765 | 340,115 | 260,294 | 239,421 | 103,461 | 100,694 | 136,537 | 101,375 | 51,476 | 48,466 | 44,888 | 46,816 | 52 |
| 342,472 | 321,011 | 246,457 | 227,093 | 96,015 | 93,913 | 120,667 | 90,649 | 45,902 | 41,989 | 40,216 | 40,700 | 53 |
| 1,698,052 | 1,597,024 | 1,195,910 | 1,108,821 | 497,142 | 488,203 | 676,702 | 505,406 | 266,680 | 249,737 | 233,677 | 241,927 | 54 |
| 381,895 | 349,563 | 274,359 | 243,142 | 107,536 | 101,421 | 171,316 | 118,779 | 90,340 | 91,079 | 83,339 | 87,748 | 55 |
| 277,206 | 254,219 | 201,689 | 183,658 | 75,517 | 70,561 | 90,386 | 66,541 | 26,343 | 21,308 | 21,949 | 20,457 | 56 |
| 305,307 | 282,847 | 221,589 | 203,527 | 83,718 | 79,320 | 111,829 | 81,361 | 34,667 | 31,326 | 29,462 | 30,174 | 57 |
| 271,403 | 255,858 | 201,178 | 187,915 | 70,225 | 67,943 | 92,485 | 69,985 | 26,369 | 24,445 | 22,740 | 23,468 | 58 |
| 265,640 | 246,915 | 200,669 | 185,558 | 64,981 | 61,357 | 98,817 | 72,680 | 29,769 | 27,271 | 25,758 | 26,282 | 59 |
| 1,501,451 | 1,389,402 | 1,099,474 | 1,008,800 | 401,977 | 380,602 | 559,833 | 409,346 | 207,488 | 195,429 | 179,248 | 188,129 | 60 |
| 292,335 | 259,155 | 224,447 | 197,497 | 67,888 | 61,658 | 122,197 | 89,423 | 61,936 | 58,317 | 55,629 | 56,680 | 61 |
| 234,303 | 213,723 | 153,393 | 145,754 | 50,915 | 47,969 | 84,589 | 66,118 | 30,848 | 23,554 | 27,130 | 22,633 | 62 |
| 225,743 | 207,822 | 179,627 | 163,373 | 46,116 | 43,949 | 82,432 | 66,010 | 29,512 | 22,973 | 26,324 | 22,158 | 63 |
| 221,951 | 207,888 | 178,714 | 165,927 | 43,287 | 41,461 | 92,659 | 77,179 | 35,097 | 31,319 | 31,246 | 30,151 | 64 |
| 211,623 | 193,839 | 173,045 | 158,682 | 38,583 | 36,657 | 88,300 | 73,486 | 31,700 | 27,093 | 28,262 | 26,268 | 65 |
| 1,185,965 | 1,082,927 | 939,226 | 851,233 | 246,739 | 231,694 | 470,177 | 372,216 | 189,093 | 163,756 | 168,591 | 157,890 | 66 |

¹Includes 91 219 persons in the military and naval service of the United States (including civilian employees, etc.) stationed abroad, not credited to any state or territory.

STATISTICS OF POPULATION.

TABLE 1.—AGES OF THE AGGREGATE POPULATION OF THE UNITED STATES,

| AGES. | AGGREGATE. | | | NATIVE BORN. | | | FOREIGN BORN. | | |
|-----------------------------|------------|-----------|-----------|--------------|-----------|-----------|---------------|---------|----------|
| | Total. | Males. | Females. | Total. | Males. | Females. | Total. | Males. | Females. |
| 1 50 years | 864,747 | 454,433 | 410,314 | 618,801 | 318,304 | 300,497 | 245,946 | 136,129 | 109,817 |
| 2 51 years | 511,546 | 276,208 | 235,338 | 377,727 | 200,878 | 176,849 | 133,819 | 75,330 | 58,489 |
| 3 52 years | 573,230 | 310,129 | 263,101 | 415,802 | 222,146 | 193,656 | 157,428 | 87,983 | 69,445 |
| 4 53 years | 496,281 | 264,837 | 231,444 | 360,227 | 190,050 | 170,177 | 136,054 | 74,787 | 61,267 |
| 5 54 years | 503,133 | 263,666 | 239,517 | 359,477 | 185,329 | 174,148 | 143,706 | 78,337 | 65,369 |
| 6 50 to 54 years | 2,948,937 | 1,569,273 | 1,379,714 | 2,132,034 | 1,116,707 | 1,015,327 | 816,953 | 452,566 | 364,387 |
| 7 55 years | 570,896 | 297,606 | 273,290 | 401,240 | 205,739 | 195,451 | 169,656 | 91,817 | 77,839 |
| 8 56 years | 465,471 | 244,362 | 221,109 | 331,530 | 170,792 | 160,738 | 133,941 | 73,570 | 60,371 |
| 9 57 years | 400,191 | 207,971 | 192,220 | 284,787 | 145,190 | 139,597 | 115,404 | 62,781 | 52,623 |
| 10 58 years | 397,286 | 202,677 | 194,609 | 277,711 | 138,881 | 138,830 | 119,575 | 63,796 | 55,779 |
| 11 59 years | 380,778 | 195,194 | 185,584 | 269,053 | 135,262 | 133,791 | 111,725 | 59,932 | 51,793 |
| 12 55 to 59 years | 2,214,622 | 1,147,810 | 1,066,812 | 1,564,321 | 795,914 | 768,407 | 650,301 | 351,896 | 298,405 |
| 13 60 years | 549,666 | 275,887 | 273,779 | 374,469 | 185,112 | 189,357 | 175,197 | 90,775 | 84,422 |
| 14 61 years | 288,111 | 149,551 | 138,560 | 205,822 | 103,661 | 100,161 | 84,289 | 45,890 | 38,399 |
| 15 62 years | 332,069 | 172,424 | 159,645 | 231,786 | 118,785 | 113,001 | 100,283 | 58,639 | 46,644 |
| 16 63 years | 323,453 | 167,699 | 155,754 | 226,061 | 115,798 | 110,263 | 97,392 | 51,901 | 45,491 |
| 17 64 years | 301,355 | 154,084 | 147,271 | 208,048 | 105,507 | 102,541 | 93,307 | 48,577 | 44,730 |
| 18 60 to 64 years | 1,794,654 | 919,645 | 875,009 | 1,244,186 | 628,863 | 615,323 | 550,468 | 290,782 | 259,686 |
| 19 65 years | 354,869 | 173,781 | 176,088 | 239,045 | 119,668 | 119,377 | 115,324 | 59,113 | 56,711 |
| 20 66 years | 265,462 | 137,326 | 128,136 | 183,258 | 93,877 | 89,381 | 82,204 | 43,449 | 38,755 |
| 21 67 years | 250,174 | 130,733 | 119,441 | 171,807 | 89,299 | 82,508 | 78,367 | 41,494 | 36,983 |
| 22 68 years | 226,252 | 115,525 | 110,727 | 154,971 | 78,579 | 76,392 | 71,231 | 36,946 | 34,335 |
| 23 69 years | 207,695 | 106,384 | 101,311 | 142,647 | 72,176 | 70,471 | 65,048 | 34,208 | 30,840 |
| 24 65 to 69 years | 1,304,452 | 668,749 | 635,703 | 891,723 | 453,599 | 438,129 | 412,724 | 215,150 | 197,574 |
| 25 70 years | 273,976 | 134,875 | 139,101 | 183,408 | 89,155 | 94,253 | 90,568 | 45,720 | 44,843 |
| 26 71 years | 152,735 | 79,615 | 73,120 | 105,172 | 53,921 | 51,251 | 47,863 | 25,694 | 21,369 |
| 27 72 years | 171,559 | 88,558 | 83,001 | 117,572 | 59,689 | 57,833 | 53,937 | 28,869 | 25,118 |
| 28 73 years | 143,787 | 77,002 | 71,785 | 101,337 | 51,724 | 49,613 | 47,450 | 25,778 | 23,172 |
| 29 74 years | 137,630 | 70,110 | 67,570 | 94,158 | 47,007 | 47,151 | 43,522 | 23,103 | 20,419 |
| 30 70 to 74 years | 884,737 | 450,160 | 434,577 | 601,647 | 301,496 | 300,151 | 283,090 | 148,664 | 134,426 |
| 31 75 years | 155,444 | 76,749 | 78,695 | 107,080 | 52,013 | 55,067 | 48,364 | 24,736 | 23,623 |
| 32 76 years | 110,685 | 56,162 | 54,523 | 75,992 | 37,985 | 38,007 | 34,693 | 18,177 | 16,516 |
| 33 77 years | 93,566 | 47,750 | 45,816 | 65,520 | 32,851 | 32,669 | 28,046 | 14,899 | 13,147 |
| 34 78 years | 86,771 | 43,841 | 42,980 | 60,153 | 29,893 | 30,260 | 26,613 | 13,943 | 12,670 |
| 35 79 years | 73,870 | 37,361 | 36,509 | 52,335 | 25,959 | 26,376 | 21,535 | 11,402 | 10,133 |
| 36 75 to 79 years | 520,336 | 261,863 | 258,473 | 361,030 | 178,701 | 182,329 | 159,256 | 83,162 | 76,094 |
| 37 80 years | 89,116 | 42,061 | 47,055 | 63,790 | 29,490 | 34,300 | 25,326 | 12,571 | 12,755 |
| 38 81 years | 49,751 | 25,294 | 24,457 | 35,887 | 17,794 | 18,093 | 13,864 | 7,500 | 6,364 |
| 39 82 years | 44,857 | 22,233 | 22,574 | 32,995 | 16,051 | 16,944 | 11,862 | 6,232 | 5,630 |
| 40 83 years | 35,963 | 17,428 | 18,535 | 26,444 | 12,586 | 13,858 | 9,519 | 4,842 | 4,677 |
| 41 84 years | 32,145 | 15,388 | 16,757 | 23,470 | 11,041 | 12,429 | 8,675 | 4,347 | 4,328 |
| 42 80 to 84 years | 251,832 | 122,454 | 129,378 | 182,586 | 86,962 | 95,624 | 69,246 | 35,492 | 33,754 |
| 43 85 years | 29,064 | 13,439 | 15,625 | 21,593 | 9,792 | 11,801 | 7,471 | 3,647 | 3,324 |
| 44 86 years | 19,708 | 9,060 | 10,648 | 14,659 | 6,660 | 7,999 | 5,049 | 2,400 | 2,649 |
| 45 87 years | 16,755 | 7,811 | 8,944 | 12,625 | 5,758 | 6,867 | 4,130 | 2,053 | 2,077 |
| 46 88 years | 13,201 | 6,058 | 7,143 | 9,930 | 4,446 | 5,484 | 3,271 | 1,612 | 1,659 |
| 47 89 years | 9,968 | 4,431 | 5,537 | 7,659 | 3,308 | 4,351 | 2,309 | 1,123 | 1,186 |
| 48 85 to 89 years | 88,696 | 40,799 | 47,897 | 66,466 | 29,964 | 36,502 | 22,230 | 10,835 | 11,395 |
| 49 90 years | 11,459 | 4,574 | 6,885 | 8,947 | 3,520 | 5,427 | 2,512 | 1,054 | 1,458 |
| 50 91 years | 4,336 | 1,923 | 2,463 | 3,424 | 1,457 | 1,967 | 962 | 466 | 496 |
| 51 92 years | 3,631 | 1,556 | 2,075 | 2,793 | 1,159 | 1,634 | 838 | 397 | 441 |
| 52 93 years | 2,594 | 1,041 | 1,553 | 1,991 | 788 | 1,203 | 603 | 253 | 350 |
| 53 94 years | 1,998 | 794 | 1,204 | 1,555 | 605 | 950 | 443 | 189 | 254 |
| 54 90 to 94 years | 24,068 | 9,888 | 14,180 | 18,710 | 7,529 | 11,181 | 5,358 | 2,359 | 2,999 |
| 55 95 years | 2,305 | 877 | 1,428 | 1,793 | 656 | 1,137 | 512 | 221 | 291 |
| 56 96 years | 1,236 | 522 | 774 | 963 | 330 | 633 | 328 | 142 | 186 |
| 57 97 years | 900 | 343 | 557 | 686 | 247 | 439 | 214 | 96 | 113 |
| 58 98 years | 1,027 | 366 | 661 | 826 | 239 | 587 | 201 | 77 | 124 |
| 59 99 years | 770 | 324 | 446 | 594 | 242 | 352 | 176 | 82 | 94 |
| 60 95 to 99 years | 6,298 | 2,432 | 3,866 | 4,867 | 1,814 | 3,053 | 1,431 | 618 | 813 |
| 61 100 years and over | 3,536 | 1,289 | 2,247 | 3,117 | 1,093 | 2,019 | 419 | 191 | 228 |
| 62 Age unknown | 220,189 | 144,216 | 75,973 | 190,459 | 123,353 | 67,101 | 29,730 | 20,858 | 8,872 |

¹ Persons of negro descent, Chinese, Japanese, and Indians.

CLASSIFIED BY SEX, GENERAL NATIVITY, AND COLOR: 1900—Continued.

| NATIVE WHITE. | | NATIVE WHITE— NATIVE PARENTS. | | NATIVE WHITE— FOREIGN PARENTS. | | FOREIGN WHITE. | | TOTAL COLORED. ¹ | | NEGRO. ² | | |
|---------------|----------|----------------------------------|----------|-----------------------------------|----------|----------------|----------|-----------------------------|----------|---------------------|----------|----|
| Males. | Females. | Males. | Females. | Males. | Females. | Males. | Females. | Males. | Females. | Males. | Females. | |
| 248,301 | 227,983 | 206,772 | 188,323 | 41,529 | 39,660 | 131,762 | 109,510 | 74,370 | 72,821 | 67,924 | 70,368 | 1 |
| 181,136 | 162,421 | 153,285 | 136,924 | 27,851 | 25,497 | 73,436 | 58,400 | 21,636 | 14,517 | 19,261 | 13,957 | 2 |
| 194,600 | 173,305 | 165,710 | 147,100 | 28,890 | 26,205 | 85,874 | 69,299 | 29,655 | 20,497 | 26,932 | 19,739 | 3 |
| 169,690 | 155,140 | 146,126 | 133,189 | 23,564 | 21,951 | 73,333 | 61,168 | 21,314 | 15,136 | 19,904 | 14,510 | 4 |
| 163,663 | 156,409 | 141,017 | 135,116 | 22,646 | 21,293 | 76,883 | 65,267 | 23,120 | 17,841 | 21,212 | 17,228 | 5 |
| 957,390 | 875,258 | 812,910 | 740,652 | 144,480 | 134,606 | 441,288 | 363,644 | 170,595 | 140,812 | 155,233 | 135,802 | 6 |
| 170,802 | 163,463 | 147,642 | 141,923 | 23,160 | 21,535 | 89,987 | 77,702 | 36,817 | 32,125 | 34,017 | 30,961 | 7 |
| 150,023 | 145,415 | 130,399 | 127,312 | 19,629 | 18,103 | 72,276 | 60,266 | 22,058 | 15,428 | 20,284 | 14,305 | 8 |
| 130,814 | 128,710 | 114,070 | 112,842 | 16,744 | 15,868 | 61,767 | 52,554 | 15,390 | 10,956 | 13,938 | 10,457 | 9 |
| 123,588 | 125,058 | 108,148 | 110,107 | 15,440 | 14,951 | 62,856 | 55,707 | 16,233 | 13,844 | 14,808 | 13,259 | 10 |
| 120,638 | 121,016 | 106,132 | 107,210 | 14,506 | 13,806 | 59,006 | 51,732 | 15,550 | 12,836 | 14,290 | 12,372 | 11 |
| 695,370 | 633,662 | 606,391 | 599,399 | 89,479 | 84,263 | 345,892 | 297,961 | 106,048 | 85,189 | 97,337 | 81,854 | 12 |
| 137,693 | 140,951 | 122,028 | 125,446 | 15,665 | 15,505 | 89,050 | 84,261 | 49,144 | 48,567 | 46,014 | 46,745 | 13 |
| 95,397 | 94,197 | 85,416 | 84,833 | 9,981 | 9,364 | 45,083 | 38,368 | 9,071 | 5,995 | 8,009 | 5,690 | 14 |
| 107,241 | 104,510 | 96,241 | 93,984 | 11,000 | 10,526 | 52,797 | 46,592 | 12,386 | 8,543 | 11,206 | 8,163 | 15 |
| 104,873 | 102,593 | 94,617 | 92,913 | 10,256 | 9,680 | 51,364 | 45,457 | 11,462 | 7,704 | 10,677 | 7,311 | 16 |
| 95,139 | 94,396 | 85,997 | 85,699 | 9,142 | 8,697 | 48,010 | 44,691 | 10,935 | 8,134 | 10,066 | 7,817 | 17 |
| 540,343 | 536,647 | 484,299 | 482,875 | 56,044 | 53,772 | 286,304 | 259,369 | 92,993 | 78,993 | 85,972 | 75,726 | 18 |
| 94,491 | 95,623 | 85,743 | 87,259 | 8,748 | 8,364 | 58,517 | 56,640 | 25,773 | 23,825 | 24,453 | 22,985 | 19 |
| 85,081 | 83,469 | 77,796 | 76,602 | 7,285 | 6,867 | 43,112 | 38,718 | 9,133 | 5,949 | 8,550 | 5,632 | 20 |
| 81,007 | 78,319 | 74,223 | 70,735 | 6,784 | 6,034 | 41,202 | 36,897 | 8,524 | 5,785 | 8,022 | 5,366 | 21 |
| 70,390 | 69,366 | 64,184 | 64,184 | 5,635 | 5,182 | 36,733 | 34,306 | 8,397 | 7,055 | 8,397 | 6,882 | 22 |
| 64,923 | 64,270 | 60,045 | 59,606 | 4,878 | 4,664 | 34,062 | 30,810 | 7,399 | 6,231 | 7,072 | 5,982 | 23 |
| 395,892 | 389,547 | 362,562 | 353,386 | 33,330 | 31,161 | 213,631 | 197,371 | 59,226 | 48,785 | 56,024 | 46,653 | 24 |
| 68,124 | 70,332 | 63,122 | 65,223 | 5,002 | 5,159 | 45,475 | 44,782 | 21,276 | 23,937 | 20,225 | 22,908 | 25 |
| 50,533 | 48,462 | 46,933 | 45,223 | 3,595 | 3,239 | 25,606 | 21,334 | 3,476 | 2,304 | 3,271 | 2,645 | 26 |
| 54,543 | 53,553 | 50,607 | 49,957 | 3,939 | 3,598 | 28,784 | 26,100 | 5,228 | 4,343 | 4,994 | 4,146 | 27 |
| 47,853 | 46,471 | 44,453 | 43,333 | 3,395 | 3,083 | 25,227 | 22,151 | 3,922 | 3,163 | 3,750 | 2,975 | 28 |
| 42,879 | 43,533 | 39,782 | 40,311 | 3,097 | 3,027 | 23,057 | 20,407 | 4,174 | 3,625 | 3,997 | 3,473 | 29 |
| 263,935 | 262,406 | 244,907 | 244,297 | 19,028 | 18,109 | 143,149 | 134,294 | 38,076 | 37,877 | 36,237 | 36,147 | 30 |
| 41,909 | 43,911 | 38,898 | 40,794 | 3,011 | 3,117 | 24,674 | 23,597 | 10,166 | 11,187 | 9,738 | 10,696 | 31 |
| 34,636 | 35,247 | 32,241 | 32,311 | 2,445 | 2,436 | 13,142 | 16,498 | 3,334 | 2,778 | 3,204 | 2,643 | 32 |
| 30,517 | 30,785 | 28,336 | 28,592 | 2,131 | 2,133 | 14,809 | 13,134 | 2,364 | 1,897 | 2,269 | 1,812 | 33 |
| 26,917 | 27,568 | 24,939 | 25,610 | 1,913 | 1,953 | 13,915 | 12,660 | 3,009 | 2,702 | 2,879 | 2,551 | 34 |
| 23,493 | 24,057 | 21,306 | 22,399 | 1,692 | 1,653 | 11,330 | 10,120 | 2,483 | 2,332 | 2,337 | 2,243 | 35 |
| 157,527 | 161,568 | 146,280 | 150,206 | 11,247 | 11,362 | 82,930 | 76,009 | 21,356 | 20,896 | 20,477 | 19,945 | 36 |
| 22,149 | 24,372 | 20,442 | 22,687 | 1,707 | 1,685 | 12,533 | 12,721 | 7,379 | 9,962 | 6,977 | 9,454 | 37 |
| 16,626 | 17,064 | 15,373 | 15,301 | 1,248 | 1,263 | 7,456 | 6,357 | 1,182 | 1,036 | 1,128 | 963 | 38 |
| 14,547 | 15,533 | 13,497 | 14,471 | 1,050 | 1,062 | 6,220 | 5,622 | 1,516 | 1,419 | 1,461 | 1,341 | 39 |
| 11,559 | 12,533 | 10,696 | 11,939 | 863 | 899 | 4,334 | 4,671 | 1,035 | 1,026 | 1,007 | 987 | 40 |
| 9,930 | 11,237 | 9,136 | 10,423 | 744 | 809 | 4,339 | 4,318 | 1,119 | 1,202 | 1,032 | 1,147 | 41 |
| 74,311 | 81,044 | 69,199 | 75,326 | 5,612 | 5,718 | 35,412 | 33,689 | 12,231 | 14,645 | 11,655 | 13,372 | 42 |
| 7,725 | 9,008 | 7,136 | 8,341 | 539 | 667 | 3,641 | 3,816 | 2,073 | 2,801 | 1,976 | 2,657 | 43 |
| 5,796 | 7,217 | 5,326 | 6,737 | 470 | 430 | 2,394 | 2,645 | 870 | 786 | 841 | 751 | 44 |
| 4,994 | 6,115 | 4,579 | 5,640 | 415 | 475 | 2,048 | 2,452 | 769 | 767 | 743 | 705 | 45 |
| 3,791 | 4,799 | 3,447 | 4,432 | 344 | 367 | 1,609 | 1,652 | 658 | 692 | 637 | 651 | 46 |
| 2,765 | 3,712 | 2,538 | 3,427 | 227 | 285 | 1,120 | 1,184 | 546 | 641 | 516 | 606 | 47 |
| 25,071 | 30,851 | 23,026 | 23,577 | 2,045 | 2,274 | 10,812 | 11,369 | 4,916 | 5,677 | 4,713 | 5,370 | 48 |
| 2,061 | 2,958 | 1,872 | 2,727 | 139 | 231 | 1,043 | 1,447 | 1,470 | 2,430 | 1,342 | 2,306 | 49 |
| 1,259 | 1,747 | 1,158 | 1,613 | 101 | 134 | 461 | 496 | 203 | 220 | 139 | 206 | 50 |
| 926 | 1,350 | 848 | 1,242 | 78 | 103 | 394 | 439 | 236 | 286 | 222 | 274 | 51 |
| 621 | 975 | 573 | 897 | 48 | 78 | 253 | 349 | 167 | 229 | 163 | 219 | 52 |
| 425 | 739 | 338 | 635 | 37 | 54 | 188 | 252 | 131 | 213 | 169 | 203 | 53 |
| 5,292 | 7,769 | 4,399 | 7,164 | 453 | 605 | 2,339 | 2,933 | 2,257 | 3,428 | 2,035 | 3,203 | 54 |
| 234 | 528 | 253 | 437 | 31 | 41 | 220 | 288 | 373 | 612 | 347 | 577 | 55 |
| 207 | 359 | 132 | 334 | 25 | 25 | 141 | 185 | 174 | 230 | 168 | 220 | 56 |
| 120 | 260 | 103 | 236 | 17 | 24 | 94 | 117 | 129 | 180 | 124 | 171 | 57 |
| 107 | 219 | 92 | 201 | 15 | 18 | 76 | 122 | 133 | 320 | 167 | 303 | 58 |
| 86 | 143 | 73 | 134 | 13 | 9 | 79 | 92 | 159 | 211 | 153 | 200 | 59 |
| 804 | 1,509 | 703 | 1,392 | 101 | 117 | 610 | 804 | 1,018 | 1,533 | 959 | 1,476 | 60 |
| 166 | 304 | 142 | 274 | 24 | 30 | 179 | 213 | 944 | 1,730 | 886 | 1,667 | 61 |
| 93,503 | 39,033 | 83,633 | 35,746 | 4,875 | 3,292 | 16,533 | 8,792 | 34,170 | 23,143 | 25,293 | 23,657 | 62 |

²Includes all persons of negro descent.

STATISTICS OF POPULATION.

TABLE 2.—AGES OF THE AGGREGATE POPULATION, CLASSIFIED BY SEX.

[The designation "native white—native parents" comprehends all native white persons having either both parents native born, one parent native born and one both parents

ALABAMA.

| AGES. | AGGREGATE. | | NATIVE BORN. | | FOREIGN BORN. | | NATIVE WHITE— NATIVE PARENTS. | | NATIVE WHITE— FOREIGN PARENTS. | | FOREIGN WHITE. | | TOTAL COLORED. ¹ | | NEGRO. ² | |
|---------------------|------------|---------------|--------------|---------------|---------------|---------------|----------------------------------|---------------|-----------------------------------|---------------|-------------------|---------------|--------------------------------|---------------|---------------------|---------------|
| | Males. | Fe- males. | Males. | Fe- males. | Males. | Fe- males. | Males. | Fe- males. | Males. | Fe- males. | Males. | Fe- males. | Males. | Fe- males. | Males. | Fe- males. |
| All ages | 916,764 | 911,933 | 907,614 | 906,491 | 9,150 | 5,442 | 483,164 | 473,494 | 15,265 | 14,891 | 8,949 | 5,389 | 409,886 | 418,159 | 409,237 | 418,070 |
| Under 1 month... | 2,053 | 2,029 | 2,053 | 2,029 | | | 1,155 | 1,132 | 23 | 23 | | | 370 | 374 | 370 | 374 |
| 1 to 2 months..... | 4,691 | 4,742 | 4,691 | 4,742 | | | 2,490 | 2,453 | 54 | 58 | | | 2,147 | 2,231 | 2,146 | 2,230 |
| 3 to 5 months..... | 7,544 | 7,351 | 7,544 | 7,351 | | 1 | 4,001 | 3,823 | 122 | 91 | | 1 | 3,421 | 3,431 | 3,421 | 3,431 |
| 6 to 8 months..... | 7,039 | 6,836 | 7,038 | 6,836 | 1 | | 4,182 | 4,038 | 91 | 89 | 1 | | 2,765 | 2,709 | 2,765 | 2,709 |
| 9 to 11 months..... | 6,111 | 6,005 | 6,110 | 6,005 | 1 | | 3,637 | 3,439 | 82 | 102 | 1 | | 2,391 | 2,464 | 2,391 | 2,463 |
| Under 1 year.. | 27,438 | 26,963 | 27,436 | 26,962 | 2 | 1 | 15,465 | 14,890 | 377 | 363 | 2 | 1 | 11,594 | 11,709 | 11,593 | 11,707 |
| 1 year..... | 26,913 | 26,214 | 26,908 | 26,209 | 5 | 5 | 15,040 | 14,402 | 328 | 361 | 5 | 5 | 11,540 | 11,446 | 11,538 | 11,446 |
| 2 years..... | 27,534 | 26,772 | 27,525 | 26,768 | 9 | 4 | 14,882 | 14,199 | 385 | 329 | 9 | 4 | 12,258 | 12,240 | 12,255 | 12,236 |
| 3 years..... | 26,272 | 25,995 | 26,260 | 25,982 | 12 | 13 | 13,952 | 13,492 | 372 | 331 | 12 | 13 | 11,896 | 12,159 | 11,985 | 12,158 |
| 4 years..... | 26,988 | 26,211 | 26,973 | 26,206 | 15 | 8 | 14,325 | 13,747 | 393 | 363 | 15 | 8 | 12,315 | 12,096 | 12,313 | 12,095 |
| 1 to 4 years ... | 107,707 | 105,192 | 107,666 | 105,165 | 41 | 27 | 58,199 | 53,840 | 1,418 | 1,384 | 41 | 27 | 48,049 | 47,941 | 48,041 | 47,934 |
| 5 years..... | 26,690 | 26,081 | 26,672 | 26,054 | 18 | 27 | 14,307 | 13,666 | 379 | 346 | 18 | 27 | 11,986 | 12,042 | 11,981 | 12,087 |
| 6 years..... | 26,508 | 25,826 | 26,491 | 25,811 | 17 | 15 | 13,913 | 13,462 | 374 | 350 | 17 | 15 | 12,204 | 11,999 | 12,202 | 11,997 |
| 7 years..... | 26,828 | 26,189 | 26,801 | 26,173 | 27 | 16 | 13,996 | 13,526 | 407 | 378 | 26 | 16 | 12,399 | 12,269 | 12,398 | 12,266 |
| 8 years..... | 25,955 | 25,477 | 25,932 | 25,458 | 23 | 19 | 13,418 | 12,960 | 390 | 345 | 22 | 19 | 12,125 | 12,153 | 12,123 | 12,150 |
| 9 years..... | 24,115 | 23,025 | 24,091 | 23,002 | 24 | 23 | 12,789 | 12,355 | 394 | 350 | 24 | 23 | 10,958 | 10,297 | 10,955 | 10,294 |
| 5 to 9 years ... | 130,096 | 126,598 | 129,987 | 126,498 | 109 | 100 | 68,373 | 65,969 | 1,944 | 1,769 | 107 | 100 | 59,672 | 58,760 | 59,659 | 58,744 |
| 10 years..... | 25,978 | 24,600 | 25,957 | 24,580 | 21 | 20 | 13,404 | 12,804 | 379 | 371 | 20 | 20 | 12,175 | 11,405 | 12,172 | 11,400 |
| 11 years..... | 21,846 | 21,168 | 21,811 | 21,134 | 35 | 34 | 12,260 | 11,700 | 301 | 304 | 34 | 34 | 9,251 | 9,130 | 9,248 | 9,128 |
| 12 years..... | 24,394 | 23,543 | 24,349 | 23,513 | 45 | 30 | 12,061 | 11,624 | 331 | 369 | 44 | 29 | 11,958 | 11,621 | 11,953 | 11,519 |
| 13 years..... | 22,163 | 21,386 | 22,105 | 21,351 | 48 | 35 | 11,709 | 11,150 | 316 | 316 | 46 | 35 | 10,082 | 9,885 | 10,081 | 9,884 |
| 14 years..... | 21,865 | 21,752 | 21,796 | 21,699 | 69 | 53 | 11,214 | 11,128 | 314 | 294 | 69 | 53 | 10,268 | 10,277 | 10,267 | 10,274 |
| 10 to 14 years.. | 116,286 | 112,449 | 116,018 | 112,277 | 218 | 172 | 60,648 | 58,406 | 1,641 | 1,654 | 213 | 171 | 58,784 | 52,218 | 58,721 | 52,205 |
| 15 years..... | 20,996 | 20,479 | 20,939 | 20,428 | 57 | 51 | 11,099 | 10,697 | 294 | 297 | 55 | 50 | 9,548 | 9,435 | 9,547 | 9,435 |
| 16 years..... | 21,498 | 20,147 | 21,399 | 20,078 | 99 | 69 | 11,375 | 11,264 | 305 | 331 | 98 | 68 | 9,720 | 10,484 | 9,715 | 10,482 |
| 17 years..... | 20,362 | 19,450 | 20,287 | 19,434 | 75 | 56 | 11,082 | 10,229 | 323 | 312 | 73 | 56 | 8,884 | 8,893 | 8,883 | 8,891 |
| 18 years..... | 21,048 | 21,386 | 20,868 | 21,902 | 80 | 84 | 11,092 | 11,168 | 276 | 317 | 80 | 84 | 9,600 | 10,419 | 9,598 | 10,412 |
| 19 years..... | 17,743 | 19,073 | 17,655 | 18,984 | 88 | 89 | 9,760 | 10,030 | 268 | 304 | 85 | 89 | 7,640 | 8,650 | 7,637 | 8,646 |
| 15 to 19 years.. | 101,647 | 103,176 | 101,248 | 102,826 | 399 | 349 | 54,408 | 53,386 | 1,456 | 1,561 | 391 | 347 | 45,392 | 47,881 | 45,380 | 47,866 |
| 20 years..... | 19,778 | 23,243 | 19,661 | 23,149 | 117 | 94 | 10,021 | 10,769 | 267 | 347 | 113 | 91 | 9,377 | 12,036 | 9,372 | 12,033 |
| 21 years..... | 19,088 | 17,776 | 18,967 | 17,684 | 121 | 92 | 10,223 | 9,289 | 261 | 304 | 120 | 90 | 8,484 | 8,093 | 8,482 | 8,091 |
| 22 years..... | 18,929 | 20,246 | 18,797 | 20,163 | 132 | 83 | 9,575 | 9,690 | 321 | 326 | 127 | 80 | 8,906 | 10,160 | 8,901 | 10,159 |
| 23 years..... | 17,327 | 18,294 | 17,209 | 18,189 | 118 | 105 | 8,998 | 9,003 | 310 | 305 | 114 | 105 | 7,905 | 8,881 | 7,902 | 8,880 |
| 24 years..... | 16,739 | 18,216 | 16,606 | 18,112 | 133 | 104 | 8,627 | 9,006 | 263 | 329 | 130 | 102 | 7,719 | 8,779 | 7,716 | 8,778 |
| 20 to 24 years.. | 91,861 | 97,775 | 91,240 | 97,297 | 621 | 478 | 47,444 | 47,747 | 1,422 | 1,611 | 604 | 468 | 42,391 | 47,949 | 42,373 | 47,941 |
| 25 years..... | 18,508 | 19,887 | 18,343 | 19,735 | 165 | 102 | 8,567 | 8,679 | 297 | 311 | 158 | 102 | 9,486 | 10,745 | 9,483 | 10,744 |
| 26 years..... | 14,473 | 14,771 | 14,330 | 14,675 | 143 | 96 | 7,564 | 7,468 | 298 | 275 | 140 | 96 | 6,471 | 6,942 | 6,470 | 6,940 |
| 27 years..... | 13,483 | 13,359 | 13,328 | 13,268 | 155 | 91 | 7,233 | 7,142 | 321 | 255 | 150 | 90 | 5,779 | 5,872 | 5,778 | 5,872 |
| 28 years..... | 13,688 | 13,573 | 13,504 | 13,477 | 134 | 96 | 7,191 | 6,866 | 280 | 314 | 180 | 96 | 6,037 | 6,297 | 6,031 | 6,296 |
| 29 years..... | 10,686 | 10,292 | 10,517 | 10,208 | 169 | 84 | 6,037 | 5,778 | 271 | 235 | 163 | 83 | 4,215 | 4,196 | 4,213 | 4,196 |
| 25 to 29 years.. | 70,838 | 71,832 | 70,022 | 71,363 | 816 | 469 | 26,592 | 35,923 | 1,467 | 1,390 | 791 | 467 | 31,988 | 34,052 | 31,975 | 34,048 |
| 30 years..... | 15,968 | 16,293 | 15,728 | 16,167 | 240 | 126 | 6,972 | 6,770 | 316 | 329 | 227 | 126 | 8,453 | 9,068 | 8,443 | 9,067 |
| 31 years..... | 7,917 | 7,573 | 7,773 | 7,490 | 144 | 83 | 4,923 | 4,677 | 213 | 192 | 140 | 83 | 2,641 | 2,621 | 2,638 | 2,620 |
| 32 years..... | 9,465 | 9,268 | 9,298 | 9,178 | 187 | 90 | 5,317 | 5,038 | 266 | 241 | 180 | 90 | 3,722 | 3,399 | 3,719 | 3,399 |
| 33 years..... | 8,822 | 8,912 | 8,652 | 8,792 | 170 | 120 | 5,045 | 4,798 | 217 | 223 | 169 | 118 | 3,391 | 3,773 | 3,391 | 3,772 |
| 34 years..... | 8,800 | 8,907 | 8,590 | 8,804 | 210 | 103 | 4,854 | 4,595 | 246 | 208 | 202 | 103 | 3,498 | 4,001 | 3,494 | 4,001 |
| 30 to 34 years.. | 50,992 | 50,953 | 50,041 | 50,431 | 951 | 522 | 27,111 | 25,878 | 1,258 | 1,193 | 918 | 520 | 21,705 | 23,362 | 21,685 | 23,359 |
| 35 years..... | 11,231 | 11,810 | 10,980 | 11,692 | 251 | 118 | 4,519 | 4,361 | 261 | 238 | 245 | 118 | 6,206 | 7,093 | 6,202 | 7,092 |
| 36 years..... | 7,010 | 7,754 | 6,799 | 7,644 | 211 | 110 | 3,711 | 3,704 | 213 | 225 | 203 | 109 | 2,883 | 3,716 | 2,878 | 3,716 |
| 37 years..... | 7,151 | 7,494 | 6,979 | 7,407 | 172 | 87 | 4,302 | 4,127 | 221 | 188 | 170 | 87 | 2,453 | 3,092 | 2,453 | 3,089 |
| 38 years..... | 9,189 | 9,663 | 8,967 | 9,554 | 222 | 109 | 5,587 | 5,339 | 243 | 251 | 220 | 108 | 3,139 | 3,965 | 3,138 | 3,965 |
| 39 years..... | 8,021 | 8,441 | 7,833 | 8,342 | 188 | 99 | 5,037 | 4,893 | 210 | 197 | 182 | 99 | 2,592 | 3,252 | 2,590 | 3,252 |
| 35 to 39 years.. | 42,602 | 45,162 | 41,558 | 44,639 | 1,044 | 523 | 23,156 | 22,424 | 1,148 | 1,099 | 1,020 | 521 | 17,278 | 21,118 | 17,263 | 21,114 |
| 40 years..... | 11,319 | 14,452 | 11,063 | 14,318 | 256 | 134 | 5,367 | 5,736 | 241 | 237 | 243 | 134 | 5,463 | 8,345 | 5,458 | 8,344 |
| 41 years..... | 5,263 | 5,764 | 5,143 | 5,701 | 120 | 63 | 3,901 | 3,922 | 165 | 155 | 120 | 62 | 1,077 | 1,625 | 1,077 | 1,624 |
| 42 years..... | 5,626 | 6,927 | 5,476 | 6,845 | 150 | 82 | 3,774 | 4,155 | 179 | 190 | 149 | 82 | 1,524 | 2,500 | 1,524 | 2,499 |
| 43 years..... | 5,221 | 6,168 | 5,078 | 6,078 | 143 | 90 | 3,696 | 3,959 | 152 | 155 | 142 | 89 | 1,231 | 1,965 | 1,231 | 1,964 |
| 44 years..... | 6,486 | 6,596 | 6,272 | 6,491 | 164 | 105 | 4,096 | 4,106 | 170 | 127 | 161 | 105 | 2,009 | 2,258 | 2,007 | 2,258 |
| 40 to 44 years.. | 33,865 | 39,907 | 33,032 | 39,433 | 833 | 474 | 20,894 | 21,878 | 907 | 864 | 820 | 472 | 11,304 | 16,693 | 11,297 | 16,689 |
| 45 years..... | 12,327 | 10,757 | 12,043 | 10,645 | 284 | 112 | 5,691 | 4,732 | 209 | 180 | 276 | 110 | 6,151 | 5,735 | 6,150 | 5,733 |
| 46 years..... | 9,049 | 6,046 | 8,837 | 5,957 | 212 | 89 | 4,930 | 3,656 | 174 | 131 | 203 | 88 | 3,737 | 2,171 | 3,733 | 2,170 |
| 47 years..... | 8,912 | 5,879 | 8,698 | 5,782 | 214 | 97 | 4,647 | 3,582 | 149 | 106 | 214 | 95 | 3,902 | 2,116 | 3,902 | 2,116 |
| 48 years..... | 8,580 | 6,621 | 8,381 | 6,524 | 199 | 97 | 4,276 | 3,631 | 123 | 104 | 195 | 97 | 3,986 | | | |

GENERAL NATIVITY, AND COLOR, BY STATES AND TERRITORIES: 1900.

parent unknown, or both parents unknown, while the designation "native white—foreign parents" comprehends all native white persons having either one or foreign born.]

ALABAMA.

| AGES. | AGGREGATE. | | NATIVE BORN. | | FOREIGN BORN. | | NATIVE WHITE— NATIVE PARENTS. | | NATIVE WHITE— FOREIGN PARENTS. | | FOREIGN WHITE. | | TOTAL COLORED. ¹ | | NEGRO. ² | |
|---------------------|------------|---------------|--------------|---------------|---------------|---------------|----------------------------------|---------------|-----------------------------------|---------------|-------------------|---------------|--------------------------------|---------------|---------------------|---------------|
| | Males. | Fe- males. | Males. | Fe- males. | Males. | Fe- males. | Males. | Fe- males. | Males. | Fe- males. | Males. | Fe- males. | Males. | Fe- males. | Males. | Fe- males. |
| 50 years..... | 11,491 | 11,323 | 11,225 | 11,182 | 266 | 141 | 4,411 | 4,306 | 127 | 109 | 260 | 138 | 6,693 | 6,770 | 6,691 | 6,768 |
| 51 years..... | 5,244 | 4,133 | 5,090 | 4,062 | 154 | 71 | 3,239 | 2,825 | 91 | 85 | 152 | 71 | 1,712 | 1,152 | 1,712 | 1,152 |
| 52 years..... | 6,057 | 5,120 | 5,880 | 5,043 | 177 | 77 | 3,389 | 3,187 | 96 | 96 | 175 | 77 | 2,397 | 1,760 | 2,396 | 1,758 |
| 53 years..... | 4,699 | 4,035 | 4,532 | 3,963 | 167 | 67 | 2,816 | 2,693 | 95 | 82 | 166 | 67 | 1,622 | 1,193 | 1,622 | 1,192 |
| 54 years..... | 4,765 | 4,471 | 4,601 | 4,383 | 164 | 88 | 2,711 | 2,834 | 88 | 64 | 160 | 88 | 1,306 | 1,485 | 1,304 | 1,485 |
| 50 to 54 years.. | 32,256 | 29,082 | 31,323 | 28,638 | 928 | 444 | 16,616 | 15,845 | 497 | 436 | 913 | 441 | 14,230 | 12,360 | 14,225 | 12,355 |
| 55 years..... | 6,083 | 6,097 | 5,900 | 5,989 | 183 | 108 | 2,757 | 3,071 | 85 | 76 | 181 | 107 | 3,060 | 2,843 | 3,057 | 2,843 |
| 56 years..... | 4,191 | 3,907 | 4,050 | 3,843 | 141 | 64 | 2,216 | 2,576 | 72 | 66 | 140 | 64 | 1,763 | 1,201 | 1,763 | 1,201 |
| 57 years..... | 3,137 | 3,025 | 3,033 | 2,862 | 104 | 63 | 1,832 | 2,055 | 61 | 47 | 102 | 63 | 1,192 | 860 | 1,191 | 860 |
| 58 years..... | 3,089 | 3,451 | 2,974 | 3,383 | 115 | 68 | 1,618 | 2,167 | 67 | 58 | 114 | 68 | 1,290 | 1,158 | 1,290 | 1,158 |
| 59 years..... | 3,050 | 3,164 | 2,936 | 3,094 | 114 | 70 | 1,688 | 2,039 | 60 | 56 | 114 | 70 | 1,188 | 999 | 1,187 | 999 |
| 55 to 59 years.. | 19,600 | 19,644 | 18,943 | 19,271 | 657 | 373 | 10,111 | 11,908 | 345 | 303 | 651 | 372 | 8,493 | 7,061 | 8,488 | 7,061 |
| 60 years..... | 6,545 | 7,609 | 6,386 | 7,492 | 159 | 117 | 2,012 | 2,726 | 58 | 63 | 154 | 113 | 4,321 | 4,707 | 4,320 | 4,707 |
| 61 years..... | 2,005 | 2,110 | 1,929 | 2,054 | 76 | 56 | 1,298 | 1,550 | 32 | 48 | 75 | 53 | 600 | 459 | 600 | 459 |
| 62 years..... | 2,463 | 2,442 | 2,332 | 2,376 | 86 | 67 | 1,412 | 1,653 | 60 | 55 | 86 | 66 | 930 | 668 | 930 | 668 |
| 63 years..... | 2,410 | 2,424 | 2,310 | 2,356 | 100 | 63 | 1,456 | 1,696 | 39 | 33 | 100 | 67 | 815 | 623 | 815 | 627 |
| 64 years..... | 2,227 | 2,327 | 2,129 | 2,324 | 98 | 68 | 1,274 | 1,651 | 33 | 34 | 98 | 67 | 822 | 640 | 822 | 640 |
| 60 to 64 years.. | 15,655 | 16,977 | 15,136 | 16,601 | 519 | 376 | 7,452 | 9,276 | 202 | 233 | 513 | 366 | 7,488 | 7,102 | 7,487 | 7,101 |
| 65 years..... | 3,998 | 4,233 | 3,873 | 4,191 | 120 | 92 | 1,415 | 1,796 | 33 | 38 | 114 | 90 | 2,436 | 2,359 | 2,436 | 2,359 |
| 66 years..... | 2,036 | 1,933 | 1,966 | 1,877 | 70 | 61 | 1,197 | 1,375 | 31 | 29 | 70 | 59 | 738 | 475 | 734 | 474 |
| 67 years..... | 1,950 | 1,776 | 1,879 | 1,717 | 71 | 59 | 1,162 | 1,233 | 34 | 41 | 71 | 59 | 683 | 443 | 681 | 443 |
| 68 years..... | 1,696 | 1,760 | 1,624 | 1,722 | 72 | 38 | 949 | 1,098 | 30 | 28 | 71 | 38 | 646 | 596 | 646 | 596 |
| 69 years..... | 1,532 | 1,555 | 1,460 | 1,521 | 72 | 34 | 861 | 1,004 | 18 | 28 | 72 | 34 | 581 | 489 | 581 | 489 |
| 65 to 69 years.. | 11,212 | 11,312 | 10,807 | 11,028 | 405 | 284 | 5,584 | 6,506 | 146 | 164 | 398 | 280 | 5,084 | 4,362 | 5,078 | 4,361 |
| 70 years..... | 3,293 | 3,758 | 3,199 | 3,698 | 94 | 60 | 1,005 | 1,301 | 38 | 30 | 91 | 58 | 2,159 | 2,369 | 2,158 | 2,368 |
| 71 years..... | 958 | 956 | 914 | 921 | 44 | 35 | 640 | 678 | 20 | 24 | 43 | 35 | 255 | 219 | 255 | 219 |
| 72 years..... | 1,253 | 1,255 | 1,204 | 1,216 | 49 | 39 | 839 | 845 | 20 | 23 | 48 | 38 | 496 | 349 | 496 | 349 |
| 73 years..... | 964 | 986 | 919 | 954 | 45 | 32 | 566 | 690 | 26 | 18 | 45 | 32 | 327 | 246 | 327 | 246 |
| 74 years..... | 979 | 1,030 | 938 | 1,007 | 41 | 23 | 567 | 672 | 16 | 15 | 41 | 23 | 355 | 320 | 355 | 320 |
| 70 to 74 years.. | 7,447 | 7,985 | 7,174 | 7,796 | 273 | 189 | 3,467 | 4,186 | 120 | 110 | 268 | 186 | 3,592 | 3,503 | 3,591 | 3,502 |
| 75 years..... | 1,698 | 1,842 | 1,652 | 1,807 | 46 | 35 | 546 | 704 | 20 | 15 | 44 | 34 | 1,088 | 1,089 | 1,088 | 1,089 |
| 76 years..... | 759 | 775 | 737 | 755 | 22 | 20 | 424 | 514 | 15 | 20 | 22 | 20 | 298 | 221 | 298 | 221 |
| 77 years..... | 628 | 569 | 602 | 554 | 26 | 15 | 394 | 422 | 11 | 8 | 26 | 14 | 197 | 125 | 197 | 125 |
| 78 years..... | 610 | 618 | 584 | 602 | 26 | 16 | 322 | 375 | 12 | 10 | 26 | 16 | 250 | 217 | 250 | 217 |
| 79 years..... | 469 | 536 | 449 | 519 | 20 | 17 | 261 | 296 | 8 | 12 | 19 | 16 | 181 | 212 | 181 | 212 |
| 75 to 79 years.. | 4,164 | 4,340 | 4,024 | 4,237 | 140 | 103 | 1,947 | 2,311 | 66 | 65 | 137 | 100 | 2,014 | 1,864 | 2,014 | 1,864 |
| 80 years..... | 1,112 | 1,399 | 1,096 | 1,381 | 16 | 18 | 282 | 358 | 13 | 13 | 14 | 17 | 803 | 1,011 | 803 | 1,011 |
| 81 years..... | 316 | 301 | 313 | 296 | 3 | 5 | 204 | 206 | 5 | 7 | 3 | 5 | 104 | 83 | 104 | 83 |
| 82 years..... | 314 | 302 | 303 | 298 | 11 | 4 | 180 | 172 | 6 | 6 | 10 | 4 | 118 | 120 | 118 | 120 |
| 83 years..... | 241 | 228 | 232 | 225 | 9 | 3 | 132 | 137 | 6 | 6 | 9 | 3 | 94 | 82 | 94 | 82 |
| 84 years..... | 248 | 267 | 244 | 265 | 4 | 2 | 135 | 140 | 6 | 5 | 4 | 2 | 103 | 120 | 103 | 120 |
| 80 to 84 years.. | 2,231 | 2,497 | 2,188 | 2,465 | 43 | 32 | 933 | 1,013 | 36 | 37 | 40 | 31 | 1,222 | 1,416 | 1,222 | 1,416 |
| 85 years..... | 330 | 337 | 324 | 330 | 6 | 7 | 106 | 116 | 3 | 4 | 5 | 7 | 216 | 260 | 216 | 260 |
| 86 years..... | 177 | 188 | 174 | 186 | 3 | 2 | 91 | 97 | 6 | 7 | 3 | 2 | 77 | 82 | 77 | 82 |
| 87 years..... | 150 | 128 | 147 | 125 | 3 | 3 | 79 | 66 | 3 | 1 | 2 | 2 | 66 | 59 | 66 | 59 |
| 88 years..... | 105 | 107 | 101 | 106 | 4 | 1 | 59 | 53 | 1 | 4 | 4 | 1 | 41 | 49 | 41 | 49 |
| 89 years..... | 92 | 106 | 90 | 103 | 2 | 3 | 49 | 42 | 4 | 4 | 2 | 3 | 37 | 57 | 37 | 57 |
| 85 to 89 years.. | 854 | 916 | 836 | 900 | 18 | 16 | 384 | 374 | 17 | 20 | 16 | 15 | 437 | 507 | 437 | 507 |
| 90 years..... | 185 | 327 | 183 | 325 | 2 | 2 | 31 | 46 | 1 | 1 | 1 | 1 | 152 | 279 | 152 | 279 |
| 91 years..... | 34 | 27 | 34 | 27 | | | 20 | 11 | 1 | 1 | | | 13 | 15 | 13 | 15 |
| 92 years..... | 31 | 45 | 31 | 44 | | 1 | 12 | 18 | 1 | 1 | | 1 | 18 | 25 | 18 | 25 |
| 93 years..... | 23 | 26 | 23 | 26 | | | 9 | 10 | | | | | 19 | 16 | 19 | 16 |
| 94 years..... | 30 | 35 | 30 | 34 | | 1 | 9 | 13 | | | | 1 | 21 | 21 | 21 | 21 |
| 90 to 94 years.. | 308 | 460 | 306 | 456 | 2 | 4 | 81 | 98 | 3 | 3 | 1 | 3 | 223 | 356 | 223 | 356 |
| 95 years..... | 40 | 68 | 40 | 68 | | | 4 | 9 | | | | | 36 | 59 | 36 | 59 |
| 96 years..... | 24 | 27 | 24 | 26 | | 1 | 3 | 5 | | 1 | | 1 | 23 | 20 | 23 | 20 |
| 97 years..... | 10 | 24 | 9 | 24 | | | 1 | 4 | | | | | 6 | 20 | 6 | 20 |
| 98 years..... | 18 | 31 | 17 | 31 | | 1 | 1 | 5 | | 1 | | 1 | 16 | 25 | 16 | 25 |
| 99 years..... | 16 | 23 | 16 | 23 | | | 2 | 1 | | | | | 13 | 22 | 13 | 22 |
| 95 to 99 years.. | 108 | 173 | 106 | 172 | 2 | 1 | 11 | 24 | 2 | 2 | 1 | 1 | 94 | 146 | 94 | 146 |
| 100 years and over. | 107 | 192 | 105 | 192 | 2 | | 4 | 13 | | | | | 103 | 179 | 103 | 179 |
| Age unknown.... | 3,505 | 3,212 | 3,473 | 3,201 | 32 | 11 | 1,018 | 673 | 21 | 17 | 28 | 11 | 2,438 | 2,511 | 2,433 | 2,510 |

¹Persons of negro descent, Chinese, Japanese, and Indians.

²Includes all persons of negro descent.

STATISTICS OF POPULATION.

TABLE 2.—AGES OF THE AGGREGATE POPULATION, CLASSIFIED BY SEX,

ALASKA.

| AGES. | AGGREGATE. | | NATIVE BORN. | | FOREIGN BORN. | | NATIVE WHITE— NATIVE PARENTS. | | NATIVE WHITE— FOREIGN PARENTS. | | FOREIGN WHITE. | | TOTAL COLORED. ¹ | | NEGRO. ² | |
|--------------------|------------|---------------|--------------|---------------|---------------|---------------|----------------------------------|---------------|-----------------------------------|---------------|-------------------|---------------|--------------------------------|---------------|---------------------|---------------|
| | Males. | Fe- males. | Males. | Fe- males. | Males. | Fe- males. | Males. | Fe- males. | Males. | Fe- males. | Males. | Fe- males. | Males. | Fe- males. | Males. | Fe- males. |
| All ages.... | 45,872 | 17,720 | 34,127 | 16,804 | 11,745 | 916 | 15,806 | 1,688 | 3,865 | 850 | 8,122 | 662 | 18,579 | 14,520 | 151 | 17 |
| Under 1 month.... | 22 | 20 | 22 | 20 | | | | 2 | | | | | 22 | 18 | | |
| 1 to 2 months.... | 27 | 25 | 27 | 25 | | | | 3 | | | | | 21 | 24 | | |
| 3 to 5 months.... | 115 | 119 | 114 | 118 | 1 | 1 | 11 | 12 | 3 | 1 | 1 | | 90 | 98 | | |
| 6 to 8 months.... | 89 | 82 | 89 | 82 | | | | 8 | 7 | 6 | | | 74 | 70 | | |
| 9 to 11 months.... | 79 | 69 | 79 | 69 | | | | 9 | 11 | 5 | | | 59 | 58 | | |
| Under 1 year.. | 332 | 315 | 331 | 314 | 1 | 1 | 31 | 26 | 34 | 21 | 1 | | 266 | 268 | | |
| 1 year..... | 352 | 335 | 352 | 333 | | 2 | 32 | 22 | 31 | 30 | | 2 | 289 | 281 | | 2 |
| 2 years..... | 339 | 375 | 338 | 372 | 1 | 3 | 28 | 22 | 26 | 34 | | 2 | 335 | 312 | | 1 |
| 3 years..... | 413 | 382 | 406 | 381 | 7 | 1 | 28 | 23 | 37 | 25 | 5 | 1 | 348 | 333 | | |
| 4 years..... | 381 | 360 | 373 | 356 | 8 | 4 | 29 | 40 | 22 | 25 | 2 | 2 | 328 | 293 | | |
| 1 to 4 years... | 1,535 | 1,452 | 1,524 | 1,442 | 11 | 10 | 112 | 112 | 116 | 114 | 7 | 7 | 1,300 | 1,219 | | 3 |
| 5 years..... | 437 | 404 | 433 | 400 | 4 | 4 | 27 | 37 | 28 | 26 | 8 | 2 | 379 | 339 | | |
| 6 years..... | 421 | 417 | 413 | 415 | 8 | 2 | 30 | 31 | 21 | 20 | 6 | 2 | 364 | 364 | | |
| 7 years..... | 390 | 349 | 386 | 346 | 4 | 2 | 25 | 31 | 29 | 15 | 2 | 2 | 334 | 301 | | |
| 8 years..... | 445 | 454 | 442 | 452 | 3 | 2 | 31 | 31 | 23 | 27 | 3 | 1 | 388 | 395 | | |
| 9 years..... | 344 | 316 | 339 | 312 | 5 | 4 | 24 | 30 | 16 | 17 | 4 | 3 | 300 | 266 | | |
| 5 to 9 years... | 2,037 | 1,940 | 2,013 | 1,925 | 24 | 15 | 137 | 160 | 117 | 105 | 18 | 10 | 1,765 | 1,665 | | |
| 10 years..... | 468 | 408 | 457 | 400 | 6 | 8 | 25 | 28 | 20 | 17 | 5 | 3 | 413 | 360 | | |
| 11 years..... | 244 | 176 | 240 | 175 | 4 | 1 | 29 | 8 | 13 | 14 | 4 | 1 | 198 | 153 | | |
| 12 years..... | 415 | 370 | 410 | 366 | 5 | 4 | 25 | 30 | 13 | 9 | 5 | 4 | 372 | 327 | | |
| 13 years..... | 263 | 225 | 257 | 214 | 6 | 11 | 27 | 15 | 9 | 13 | 2 | 5 | 225 | 192 | | |
| 14 years..... | 364 | 282 | 355 | 275 | 9 | 7 | 27 | 24 | 12 | 21 | 7 | 1 | 318 | 236 | | |
| 10 to 14 years.. | 1,749 | 1,461 | 1,719 | 1,430 | 30 | 31 | 133 | 105 | 67 | 74 | 23 | 14 | 1,526 | 1,268 | | |
| 15 years..... | 296 | 289 | 280 | 280 | 16 | 9 | 17 | 14 | 17 | 10 | 5 | 3 | 257 | 262 | | |
| 16 years..... | 313 | 316 | 297 | 312 | 16 | 4 | 24 | 10 | 17 | 13 | 9 | 4 | 263 | 289 | | |
| 17 years..... | 280 | 242 | 227 | 222 | 22 | 15 | 27 | 14 | 21 | 11 | 14 | 8 | 218 | 209 | | |
| 18 years..... | 424 | 377 | 380 | 363 | 44 | 14 | 42 | 15 | 30 | 8 | 20 | 8 | 332 | 346 | | |
| 19 years..... | 379 | 238 | 331 | 223 | 48 | 15 | 62 | 19 | 36 | 9 | 31 | 9 | 250 | 201 | | |
| 15 to 19 years.. | 1,692 | 1,462 | 1,546 | 1,405 | 146 | 57 | 172 | 72 | 121 | 51 | 79 | 32 | 1,320 | 1,307 | | |
| 20 years..... | 571 | 496 | 505 | 469 | 66 | 27 | 75 | 24 | 55 | 19 | 42 | 18 | 399 | 440 | 10 | |
| 21 years..... | 515 | 214 | 399 | 208 | 116 | 11 | 121 | 20 | 70 | 14 | 101 | 8 | 223 | 172 | 17 | |
| 22 years..... | 610 | 294 | 466 | 263 | 144 | 31 | 144 | 26 | 96 | 12 | 126 | 18 | 244 | 238 | 16 | 1 |
| 23 years..... | 720 | 282 | 512 | 253 | 208 | 29 | 176 | 24 | 129 | 16 | 186 | 22 | 229 | 220 | 16 | |
| 24 years..... | 706 | 296 | 480 | 267 | 226 | 29 | 175 | 40 | 99 | 21 | 206 | 20 | 226 | 215 | 9 | |
| 20 to 24 years.. | 3,122 | 1,582 | 2,362 | 1,455 | 760 | 127 | 691 | 134 | 449 | 82 | 661 | 81 | 1,321 | 1,285 | 68 | 1 |
| 25 years..... | 376 | 466 | 625 | 423 | 251 | 38 | 156 | 41 | 102 | 30 | 223 | 29 | 395 | 366 | 4 | |
| 26 years..... | 765 | 284 | 504 | 254 | 261 | 30 | 186 | 44 | 119 | 24 | 243 | 24 | 217 | 192 | 8 | 1 |
| 27 years..... | 799 | 242 | 519 | 207 | 280 | 35 | 224 | 36 | 127 | 17 | 258 | 23 | 190 | 161 | 8 | 2 |
| 28 years..... | 987 | 379 | 646 | 341 | 341 | 38 | 235 | 44 | 125 | 26 | 313 | 34 | 314 | 275 | 4 | |
| 29 years..... | 713 | 195 | 407 | 174 | 306 | 21 | 158 | 29 | 105 | 25 | 292 | 21 | 158 | 120 | 7 | |
| 25 to 29 years.. | 4,140 | 1,566 | 2,701 | 1,404 | 1,439 | 162 | 959 | 194 | 578 | 122 | 1,329 | 136 | 1,274 | 1,114 | 31 | 3 |
| 30 years..... | 1,322 | 627 | 872 | 587 | 450 | 40 | 253 | 56 | 160 | 26 | 394 | 31 | 510 | 514 | 5 | |
| 31 years..... | 646 | 152 | 366 | 137 | 280 | 15 | 187 | 34 | 94 | 18 | 255 | 15 | 110 | 85 | 4 | 2 |
| 32 years..... | 334 | 228 | 432 | 195 | 352 | 33 | 201 | 21 | 116 | 20 | 319 | 32 | 198 | 155 | 8 | 1 |
| 33 years..... | 752 | 145 | 414 | 119 | 338 | 26 | 204 | 25 | 108 | 17 | 318 | 26 | 122 | 77 | 2 | 1 |
| 34 years..... | 753 | 165 | 380 | 140 | 373 | 25 | 170 | 38 | 114 | 21 | 344 | 24 | 125 | 82 | 1 | |
| 30 to 34 years.. | 4,307 | 1,317 | 2,514 | 1,178 | 1,793 | 139 | 1,020 | 174 | 592 | 102 | 1,630 | 123 | 1,065 | 913 | 20 | 4 |
| 35 years..... | 1,158 | 419 | 702 | 388 | 456 | 31 | 226 | 32 | 182 | 19 | 384 | 23 | 416 | 345 | 2 | |
| 36 years..... | 782 | 173 | 379 | 148 | 403 | 25 | 177 | 25 | 91 | 17 | 332 | 23 | 182 | 108 | 3 | |
| 37 years..... | 649 | 145 | 354 | 127 | 295 | 13 | 164 | 15 | 97 | 11 | 261 | 15 | 127 | 104 | 3 | |
| 38 years..... | 333 | 224 | 446 | 203 | 387 | 21 | 194 | 22 | 94 | 24 | 320 | 16 | 225 | 162 | 6 | |
| 39 years..... | 655 | 123 | 355 | 104 | 300 | 19 | 165 | 26 | 107 | 4 | 254 | 13 | 129 | 80 | 4 | 1 |
| 35 to 39 years.. | 4,077 | 1,084 | 2,236 | 970 | 1,841 | 114 | 926 | 120 | 521 | 75 | 1,551 | 90 | 1,079 | 799 | 18 | 1 |
| 40 years..... | 1,275 | 484 | 803 | 463 | 472 | 21 | 244 | 27 | 100 | 16 | 372 | 16 | 559 | 425 | | 1 |
| 41 years..... | 508 | 83 | 247 | 73 | 261 | 10 | 122 | 12 | 68 | 10 | 196 | 9 | 122 | 52 | 1 | |
| 42 years..... | 600 | 143 | 336 | 125 | 264 | 18 | 144 | 24 | 77 | 5 | 217 | 16 | 162 | 98 | 3 | 1 |
| 43 years..... | 451 | 96 | 247 | 87 | 204 | 9 | 106 | 17 | 63 | 10 | 167 | 7 | 110 | 62 | | |
| 44 years..... | 420 | 80 | 214 | 63 | 206 | 17 | 115 | 7 | 49 | 8 | 156 | 11 | 100 | 54 | | |
| 40 to 44 years.. | 3,254 | 886 | 1,847 | 811 | 1,407 | 75 | 731 | 87 | 362 | 49 | 1,108 | 59 | 1,053 | 691 | 4 | 2 |
| 45 years..... | 660 | 291 | 407 | 262 | 253 | 29 | 113 | 14 | 58 | 7 | 186 | 10 | 308 | 260 | 2 | |
| 46 years..... | 375 | 84 | 195 | 74 | 180 | 10 | 98 | 9 | 43 | 5 | 122 | 8 | 112 | 62 | | |
| 47 years..... | 354 | 76 | 198 | 61 | 156 | 15 | 90 | 7 | 47 | 1 | 120 | 9 | 97 | 59 | 2 | |
| 48 years..... | 395 | 150 | 237 | 134 | 153 | 16 | 94 | 8 | 31 | 8 | 116 | 10 | 154 | 124 | 1 | |
| 49 years..... | 308 | 57 | 169 | 51 | 139 | 6 | 91 | 9 | 21 | 3 | 116 | 4 | 80 | 41 | | |
| 45 to 49 years.. | 2,092 | 653 | 1,206 | 582 | 386 | 76 | 486 | 47 | 195 | 24 | 660 | 41 | 751 | 546 | 5 | |

¹ Persons of negro descent, Chinese, Japanese, and Indians.² Includes all persons of negro descent.

AGES.

GENERAL NATIVITY, AND COLOR, BY STATES AND TERRITORIES: 1900—Continued.

ALASKA.

| AGES. | AGGREGATE. | | NATIVE BORN | | FOREIGN BORN. | | NATIVE WHITE— NATIVE PARENTS. | | NATIVE WHITE— FOREIGN PARENTS. | | FOREIGN WHITE. | | TOTAL COLORED. ¹ | | NEGRO. ² | |
|---------------------|------------|---------------|-------------|---------------|---------------|---------------|----------------------------------|---------------|-----------------------------------|---------------|-------------------|---------------|--------------------------------|---------------|---------------------|---------------|
| | Males. | Fe- males. | Males. | Fe- males. | Males. | Fe- males. | Males. | Fe- males. | Males. | Fe- males. | Males. | Fe- males. | Males. | Fe- males. | Males. | Fe- males. |
| 50 years..... | 646 | 346 | 451 | 328 | 195 | 18 | 96 | 13 | 30 | 6 | 138 | 7 | 382 | 320 | 1 | |
| 51 years..... | 221 | 36 | 105 | 32 | 116 | 4 | 52 | 8 | 22 | 2 | 85 | 3 | 62 | 23 | 1 | |
| 52 years..... | 245 | 99 | 128 | 88 | 117 | 11 | 44 | 7 | 22 | 2 | 86 | 9 | 93 | 81 | 1 | |
| 53 years..... | 190 | 52 | 111 | 44 | 79 | 8 | 54 | 8 | 16 | 3 | 64 | 8 | 56 | 33 | | |
| 54 years..... | 164 | 59 | 79 | 55 | 85 | 4 | 34 | 8 | 15 | 4 | 63 | 3 | 52 | 44 | | |
| 50 to 54 years.. | 1,466 | 592 | 874 | 547 | 592 | 45 | 280 | 44 | 105 | 17 | 436 | 30 | 645 | 501 | 3 | |
| 55 years..... | 290 | 129 | 182 | 116 | 108 | 13 | 41 | 4 | 17 | 3 | 82 | 9 | 150 | 113 | | 1 |
| 56 years..... | 176 | 47 | 95 | 40 | 81 | 7 | 39 | 4 | 14 | 1 | 52 | 7 | 71 | 35 | | |
| 57 years..... | 112 | 41 | 73 | 40 | 39 | 1 | 29 | 6 | 11 | 1 | 23 | 1 | 49 | 33 | | |
| 58 years..... | 113 | 40 | 73 | 37 | 40 | 3 | 23 | 3 | 5 | | 26 | 2 | 59 | 35 | | |
| 59 years..... | 91 | 18 | 55 | 17 | 36 | 1 | 26 | 4 | 6 | 2 | 27 | | 32 | 12 | | |
| 55 to 59 years.. | 782 | 275 | 478 | 250 | 304 | 25 | 158 | 21 | 53 | 7 | 210 | 19 | 361 | 228 | | 1 |
| 60 years..... | 256 | 165 | 198 | 161 | 58 | 4 | 28 | 4 | 6 | 1 | 41 | | 181 | 160 | | |
| 61 years..... | 70 | 17 | 32 | 16 | 38 | 1 | 15 | | 4 | | 31 | | 20 | 17 | | |
| 62 years..... | 65 | 19 | 37 | 18 | 28 | 1 | 10 | 4 | 7 | | 23 | 1 | 25 | 14 | | |
| 63 years..... | 63 | 26 | 41 | 23 | 22 | 3 | 20 | 1 | 3 | 1 | 16 | 2 | 24 | 22 | | |
| 64 years..... | 45 | 16 | 34 | 15 | 11 | 1 | 12 | 1 | 4 | | 8 | 1 | 21 | 14 | | |
| 60 to 64 years.. | 499 | 243 | 342 | 233 | 157 | 10 | 85 | 10 | 24 | 2 | 119 | 4 | 271 | 227 | | |
| 65 years..... | 107 | 61 | 91 | 57 | 16 | 4 | 15 | | 4 | 1 | 11 | 1 | 77 | 59 | | |
| 66 years..... | 31 | 7 | 18 | 7 | 13 | | 6 | | 4 | | 7 | | 15 | 7 | | |
| 67 years..... | 29 | 16 | 21 | 16 | 8 | | 10 | 1 | 4 | | 6 | | 8 | 15 | | |
| 68 years..... | 23 | 17 | 15 | 16 | 8 | 1 | 3 | | 3 | | 7 | | 11 | 17 | | |
| 69 years..... | 30 | 12 | 23 | 9 | 7 | 3 | 13 | 1 | 4 | | 7 | 2 | 11 | 9 | | |
| 65 to 69 years.. | 220 | 113 | 168 | 105 | 62 | 8 | 47 | 2 | 19 | 1 | 87 | 3 | 117 | 107 | | |
| 70 years..... | 74 | 60 | 67 | 57 | 7 | 3 | 5 | 2 | 4 | | 5 | 1 | 60 | 57 | | |
| 71 years..... | 8 | 4 | 8 | 4 | | | 2 | | | | | | 6 | 4 | | |
| 72 years..... | 17 | 6 | 14 | 6 | 3 | | 3 | | 1 | | 3 | | 10 | 6 | | |
| 73 years..... | 6 | 6 | 4 | 6 | 2 | 1 | 1 | 1 | | 1 | 2 | | 3 | 4 | | |
| 74 years..... | 7 | 6 | 3 | 5 | 4 | 1 | 1 | | | | 3 | | 3 | 6 | | |
| 70 to 74 years.. | 112 | 82 | 96 | 77 | 16 | 5 | 12 | 3 | 5 | 1 | 13 | 1 | 82 | 77 | | |
| 75 years..... | 36 | 41 | 32 | 37 | 4 | 4 | 1 | | | | 3 | | 32 | 41 | | |
| 76 years..... | 5 | 2 | 4 | 2 | 1 | | | | | | 1 | | 4 | 2 | | |
| 77 years..... | 6 | 6 | 4 | 4 | 2 | 2 | 3 | | | 1 | 2 | 2 | 1 | 3 | | |
| 78 years..... | 5 | 5 | 5 | 5 | | | 1 | | | | | | 4 | 5 | | |
| 79 years..... | 6 | 1 | 5 | 1 | 1 | | | | | | 1 | | 5 | 1 | | |
| 75 to 79 years.. | 58 | 55 | 50 | 49 | 8 | 6 | 5 | | | 1 | 7 | 2 | 46 | 52 | | |
| 80 years..... | 30 | 28 | 29 | 24 | 1 | 4 | | | | | | 1 | 30 | 27 | | |
| 81 years..... | 1 | 4 | 1 | 4 | | | 1 | | | | | | 4 | 4 | | |
| 82 years..... | 4 | 1 | 4 | 1 | | | | | | | | | 4 | 1 | | |
| 83 years..... | 1 | 3 | 1 | 3 | | | | | | | | | 1 | 3 | | |
| 84 years..... | 4 | | 3 | | 1 | | | | | | 1 | | 3 | | | |
| 80 to 84 years.. | 40 | 36 | 38 | 32 | 2 | 4 | 1 | | | | 1 | 1 | 38 | 35 | | |
| 85 years..... | 6 | 2 | 5 | 2 | 1 | | | | | | 1 | | 5 | 2 | | |
| 86 years..... | 2 | | 2 | | | | | | 1 | | | | 1 | | | |
| 87 years..... | 2 | | | | 2 | | | | | | 2 | | | | | |
| 88 years..... | 2 | | 2 | | | | | | | | | | 2 | | | |
| 89 years..... | 2 | 3 | 2 | 3 | | | | | | | | | 2 | 3 | | |
| 85 to 89 years.. | 14 | 5 | 11 | 5 | 3 | | | | 1 | | 3 | | 10 | 5 | | |
| 90 years..... | 3 | 5 | 3 | 5 | | | | | | | | | 3 | 5 | | |
| 91 years..... | | | | | | | | | | | | | | | | |
| 92 years..... | | 1 | | 1 | | | | | | | | | | 1 | | |
| 93 years..... | | | | | | | | | | | | | | | | |
| 94 years..... | 2 | | 2 | | | | | | | | | | 2 | | | |
| 90 to 94 years.. | 5 | 6 | 5 | 6 | | | | | | | | | 5 | 6 | | |
| 95 years..... | 1 | 3 | 1 | 3 | | | | | | | | | 1 | 3 | | |
| 96 years..... | 1 | | 1 | | | | | | | | | | 1 | | | |
| 97 years..... | | 2 | | 2 | | | | | | | | | | 2 | | |
| 98 years..... | 2 | | 2 | | | | | | | | | | 2 | | | |
| 99 years..... | | 1 | | 1 | | | | | | | | | | 1 | | |
| 95 to 99 years.. | 4 | 6 | 4 | 6 | | | | | | | | | 4 | 6 | | |
| 100 years and over. | 4 | 4 | 4 | 4 | | | | | 1 | | | | 3 | 4 | | |
| Age unknown.... | 14,331 | 2,580 | 12,058 | 2,574 | 2,273 | 6 | 9,820 | 377 | 5 | 2 | 229 | 4 | 4,277 | 2,197 | 2 | 2 |

¹Persons of negro descent, Chinese, Japanese, and Indians.

²Includes all persons of negro descent.

STATISTICS OF POPULATION.

TABLE 2.—AGES OF THE AGGREGATE POPULATION, CLASSIFIED BY SEX,

ARIZONA.

| AGES. | AGGREGATE. | | NATIVE BORN. | | FOREIGN BORN. | | NATIVE WHITE— NATIVE PARENTS. | | NATIVE WHITE— FOREIGN PARENTS. | | FOREIGN WHITE. | | TOTAL COLORED. ¹ | | NEGRO. ² | |
|--------------------|------------|---------------|--------------|---------------|---------------|---------------|----------------------------------|---------------|-----------------------------------|---------------|-------------------|---------------|--------------------------------|---------------|---------------------|---------------|
| | Males. | Fe- males. | Males. | Fe- males. | Males. | Fe- males. | Males. | Fe- males. | Males. | Fe- males. | Males. | Fe- males. | Males. | Fe- males. | Males. | Fe- males. |
| All ages | 71,795 | 51,186 | 55,893 | 42,805 | 15,902 | 8,381 | 26,631 | 18,199 | 14,410 | 11,268 | 14,189 | 8,206 | 16,565 | 13,463 | 1,363 | 485 |
| Under 1 month.... | 160 | 130 | 160 | 129 | | 1 | 59 | 44 | 65 | 59 | | | 86 | 27 | 1 | 1 |
| 1 to 2 months.... | 317 | 269 | 317 | 268 | | 1 | 115 | 125 | 128 | 79 | | | 74 | 64 | 2 | |
| 3 to 5 months.... | 402 | 436 | 399 | 429 | 3 | 7 | 149 | 162 | 123 | 140 | 3 | | 127 | 127 | 1 | 1 |
| 6 to 8 months.... | 392 | 320 | 388 | 317 | 4 | 3 | 169 | 148 | 151 | 121 | 4 | | 68 | 58 | 2 | 2 |
| 9 to 11 months.... | 358 | 369 | 354 | 362 | 4 | 7 | 172 | 181 | 128 | 122 | 4 | | 54 | 59 | 3 | 2 |
| Under 1 year.. | 1,629 | 1,524 | 1,618 | 1,505 | 11 | 19 | 664 | 655 | 595 | 521 | 11 | 18 | 359 | 330 | 9 | 6 |
| 1 year..... | 1,461 | 1,441 | 1,431 | 1,410 | 30 | 31 | 591 | 561 | 422 | 425 | 30 | 31 | 418 | 424 | 10 | 8 |
| 2 years..... | 1,628 | 1,382 | 1,496 | 1,347 | 32 | 35 | 651 | 582 | 465 | 424 | 31 | 34 | 381 | 342 | 12 | 8 |
| 3 years..... | 1,487 | 1,377 | 1,442 | 1,345 | 45 | 32 | 596 | 572 | 472 | 460 | 45 | 31 | 374 | 314 | 7 | 7 |
| 4 years..... | 1,510 | 1,446 | 1,453 | 1,397 | 57 | 49 | 615 | 595 | 440 | 447 | 57 | 49 | 398 | 355 | 15 | 11 |
| 1 to 4 years ... | 5,986 | 5,646 | 5,822 | 5,499 | 164 | 147 | 2,453 | 2,310 | 1,799 | 1,756 | 163 | 145 | 1,571 | 1,435 | 44 | 34 |
| 5 years..... | 1,520 | 1,423 | 1,466 | 1,348 | 54 | 75 | 599 | 562 | 494 | 439 | 58 | 72 | 374 | 350 | 10 | 7 |
| 6 years..... | 1,602 | 1,458 | 1,442 | 1,401 | 60 | 57 | 589 | 565 | 455 | 440 | 59 | 57 | 399 | 396 | 10 | 10 |
| 7 years..... | 1,420 | 1,397 | 1,352 | 1,312 | 68 | 85 | 533 | 549 | 473 | 430 | 68 | 85 | 346 | 333 | 15 | 9 |
| 8 years..... | 1,419 | 1,275 | 1,345 | 1,205 | 74 | 70 | 509 | 477 | 403 | 361 | 73 | 69 | 343 | 368 | 8 | 8 |
| 9 years..... | 1,292 | 1,298 | 1,217 | 1,222 | 75 | 71 | 494 | 507 | 372 | 382 | 74 | 69 | 352 | 335 | 8 | 10 |
| 5 to 9 years ... | 7,153 | 6,846 | 6,822 | 6,438 | 331 | 358 | 2,724 | 2,660 | 2,197 | 2,052 | 327 | 352 | 1,905 | 1,782 | 51 | 44 |
| 10 years..... | 1,411 | 1,287 | 1,321 | 1,205 | 90 | 82 | 486 | 464 | 403 | 361 | 87 | 79 | 435 | 388 | 12 | 10 |
| 11 years..... | 1,108 | 1,124 | 1,050 | 1,042 | 58 | 82 | 451 | 428 | 312 | 329 | 68 | 82 | 287 | 285 | 10 | 5 |
| 12 years..... | 1,311 | 1,219 | 1,208 | 1,121 | 103 | 98 | 414 | 443 | 364 | 338 | 101 | 95 | 432 | 343 | 10 | 12 |
| 13 years..... | 1,073 | 1,006 | 961 | 921 | 112 | 85 | 410 | 374 | 302 | 287 | 111 | 88 | 250 | 262 | 4 | 6 |
| 14 years..... | 1,110 | 1,022 | 1,003 | 913 | 107 | 109 | 392 | 359 | 295 | 280 | 107 | 108 | 316 | 275 | 7 | 11 |
| 10 to 14 years.. | 6,013 | 5,658 | 5,543 | 5,202 | 470 | 456 | 2,153 | 2,068 | 1,676 | 1,595 | 464 | 447 | 1,720 | 1,548 | 43 | 44 |
| 15 years..... | 1,043 | 1,063 | 921 | 954 | 122 | 109 | 343 | 359 | 284 | 291 | 118 | 107 | 298 | 306 | 7 | 10 |
| 16 years..... | 1,047 | 1,044 | 940 | 914 | 107 | 130 | 397 | 327 | 250 | 322 | 98 | 127 | 302 | 268 | 7 | 4 |
| 17 years..... | 980 | 931 | 854 | 819 | 126 | 112 | 395 | 338 | 254 | 262 | 120 | 110 | 211 | 221 | 6 | 15 |
| 18 years..... | 1,215 | 1,043 | 1,012 | 865 | 203 | 178 | 422 | 344 | 291 | 260 | 187 | 178 | 315 | 261 | 12 | 6 |
| 19 years..... | 1,162 | 884 | 897 | 746 | 265 | 133 | 411 | 319 | 254 | 243 | 239 | 134 | 258 | 188 | 36 | 4 |
| 15 to 19 years.. | 5,447 | 4,965 | 4,624 | 4,298 | 823 | 667 | 1,968 | 1,687 | 1,333 | 1,378 | 762 | 656 | 1,884 | 1,244 | 68 | 39 |
| 20 years..... | 1,486 | 1,300 | 1,158 | 1,098 | 328 | 202 | 486 | 374 | 243 | 270 | 301 | 198 | 456 | 458 | 64 | 12 |
| 21 years..... | 1,140 | 810 | 928 | 657 | 212 | 153 | 460 | 324 | 248 | 176 | 194 | 152 | 238 | 158 | 80 | 14 |
| 22 years..... | 1,854 | 980 | 1,041 | 797 | 313 | 133 | 522 | 361 | 257 | 257 | 292 | 181 | 238 | 181 | 97 | 14 |
| 23 years..... | 1,893 | 899 | 1,069 | 742 | 324 | 157 | 522 | 355 | 268 | 238 | 295 | 153 | 283 | 153 | 82 | 15 |
| 24 years..... | 1,355 | 1,034 | 1,023 | 835 | 362 | 199 | 539 | 391 | 280 | 257 | 337 | 194 | 229 | 192 | 74 | 10 |
| 20 to 24 years.. | 6,758 | 5,023 | 5,219 | 4,129 | 1,539 | 894 | 2,529 | 1,805 | 1,296 | 1,198 | 1,419 | 878 | 1,514 | 1,142 | 397 | 65 |
| 25 years..... | 1,662 | 1,154 | 1,194 | 905 | 468 | 249 | 538 | 359 | 280 | 205 | 435 | 242 | 409 | 348 | 70 | 17 |
| 26 years..... | 1,398 | 857 | 989 | 657 | 409 | 200 | 528 | 320 | 275 | 189 | 371 | 199 | 224 | 149 | 53 | 18 |
| 27 years..... | 1,804 | 893 | 968 | 708 | 336 | 185 | 584 | 356 | 255 | 194 | 314 | 178 | 201 | 165 | 55 | 12 |
| 28 years..... | 1,459 | 891 | 1,050 | 705 | 409 | 186 | 573 | 363 | 261 | 153 | 375 | 182 | 250 | 193 | 43 | 10 |
| 29 years..... | 1,297 | 784 | 887 | 599 | 410 | 185 | 487 | 301 | 242 | 158 | 379 | 184 | 189 | 141 | 27 | 14 |
| 25 to 29 years.. | 7,120 | 4,579 | 5,088 | 3,574 | 2,032 | 1,005 | 2,660 | 1,699 | 1,313 | 899 | 1,874 | 985 | 1,273 | 996 | 243 | 71 |
| 30 years..... | 2,090 | 1,336 | 1,406 | 1,002 | 684 | 334 | 634 | 350 | 303 | 200 | 626 | 329 | 527 | 457 | 38 | 17 |
| 31 years..... | 1,041 | 589 | 722 | 465 | 319 | 124 | 424 | 223 | 177 | 126 | 280 | 128 | 160 | 117 | 20 | 10 |
| 32 years..... | 1,213 | 631 | 860 | 475 | 353 | 156 | 467 | 263 | 238 | 103 | 308 | 185 | 200 | 110 | 25 | 10 |
| 33 years..... | 1,111 | 638 | 775 | 462 | 336 | 176 | 446 | 239 | 205 | 118 | 293 | 174 | 167 | 107 | 27 | 9 |
| 34 years..... | 1,134 | 669 | 759 | 486 | 375 | 183 | 418 | 240 | 186 | 110 | 318 | 182 | 212 | 137 | 33 | 7 |
| 30 to 34 years.. | 6,589 | 3,863 | 4,522 | 2,890 | 2,067 | 973 | 2,389 | 1,315 | 1,109 | 657 | 1,325 | 963 | 1,266 | 928 | 143 | 58 |
| 35 years..... | 1,576 | 879 | 1,016 | 623 | 560 | 256 | 482 | 215 | 227 | 91 | 485 | 252 | 382 | 321 | 23 | 15 |
| 36 years..... | 1,149 | 600 | 736 | 427 | 413 | 173 | 399 | 222 | 212 | 93 | 332 | 172 | 206 | 113 | 20 | 5 |
| 37 years..... | 1,097 | 553 | 720 | 391 | 377 | 142 | 424 | 194 | 171 | 105 | 329 | 142 | 173 | 92 | 32 | 13 |
| 38 years..... | 1,213 | 633 | 816 | 486 | 402 | 147 | 481 | 234 | 188 | 102 | 335 | 146 | 214 | 151 | 31 | 10 |
| 39 years..... | 1,053 | 557 | 634 | 402 | 369 | 153 | 412 | 224 | 181 | 96 | 305 | 151 | 155 | 86 | 19 | 16 |
| 35 to 39 years.. | 6,093 | 3,202 | 3,972 | 2,329 | 2,121 | 873 | 2,198 | 1,089 | 979 | 487 | 1,786 | 863 | 1,130 | 763 | 125 | 59 |
| 40 years..... | 1,926 | 1,085 | 1,233 | 695 | 688 | 390 | 550 | 228 | 224 | 94 | 598 | 384 | 554 | 379 | 18 | 9 |
| 41 years..... | 847 | 383 | 577 | 292 | 270 | 91 | 359 | 177 | 151 | 65 | 217 | 90 | 120 | 51 | 23 | 3 |
| 42 years..... | 954 | 415 | 633 | 288 | 316 | 127 | 394 | 170 | 132 | 61 | 255 | 127 | 123 | 57 | 14 | 3 |
| 43 years..... | 827 | 394 | 554 | 285 | 273 | 109 | 337 | 146 | 117 | 44 | 223 | 109 | 145 | 95 | 21 | 3 |
| 44 years..... | 740 | 320 | 490 | 230 | 250 | 90 | 307 | 128 | 109 | 41 | 213 | 87 | 106 | 64 | 10 | 5 |
| 40 to 44 years.. | 5,294 | 2,597 | 3,497 | 1,790 | 1,797 | 807 | 1,947 | 849 | 783 | 305 | 1,516 | 797 | 1,043 | 646 | 86 | 28 |
| 45 years..... | 1,181 | 646 | 753 | 442 | 428 | 204 | 346 | 162 | 151 | 53 | 364 | 201 | 320 | 230 | 15 | 8 |
| 46 years..... | 687 | 318 | 424 | 226 | 263 | 92 | 224 | 124 | 90 | 32 | 212 | 91 | 121 | 71 | 9 | 3 |
| 47 years..... | 684 | 282 | 435 | 192 | 249 | 90 | 234 | 113 | 100 | 28 | 219 | 90 | 81 | 51 | 11 | 3 |
| 48 years..... | 707 | 395 | 431 | 270 | 276 | 125 | 253 | 127 | 85 | 40 | 230 | 124 | 139 | 104 | 12 | 3 |
| 49 years..... | 658 | 314 | 409 | 208 | 249 | 106 | 248 | 104 | 80 | 29 | 213 | 102 | 117 | 79 | 12 | 2 |
| 45 to 49 years.. | 3,917 | 1,955 | 2,452 | 1,333 | 1,465 | 617 | 1,395 | 630 | 506 | 182 | 1,233 | 608 | 778 | 535 | 59 | 19 |

¹ Persons of negro descent, Chinese, Japanese, and Indians.

² Includes all persons of negro descent.

GENERAL NATIVITY, AND COLOR, BY STATES AND TERRITORIES: 1900—Continued.

ARIZONA.

| AGES. | AGGREGATE. | | NATIVE BORN. | | FOREIGN BORN. | | NATIVE WHITE— NATIVE PARENTS. | | NATIVE WHITE— FOREIGN PARENTS. | | FOREIGN WHITE. | | TOTAL COLORED. ¹ | | NEGRO. ² | |
|---------------------|------------|---------------|--------------|---------------|---------------|---------------|----------------------------------|---------------|-----------------------------------|---------------|-------------------|---------------|--------------------------------|---------------|---------------------|---------------|
| | Males. | Fe- males. | Males. | Fe- males. | Males. | Fe- males. | Males. | Fe- males. | Males. | Fe- males. | Males. | Fe- males. | Males. | Fe- males. | Males. | Fe- males. |
| 50 years..... | 1,251 | 806 | 810 | 500 | 441 | 306 | 360 | 144 | 99 | 44 | 388 | 300 | 404 | 318 | 13 | 8 |
| 51 years..... | 566 | 223 | 368 | 161 | 198 | 62 | 244 | 98 | 74 | 16 | 175 | 61 | 73 | 48 | 8 | 1 |
| 52 years..... | 587 | 229 | 359 | 156 | 228 | 73 | 244 | 93 | 78 | 8 | 205 | 73 | 65 | 55 | 3 | 3 |
| 53 years..... | 466 | 221 | 297 | 169 | 169 | 52 | 183 | 86 | 52 | 12 | 157 | 52 | 74 | 71 | 9 | 1 |
| 54 years..... | 424 | 165 | 270 | 113 | 154 | 52 | 174 | 67 | 47 | 13 | 136 | 51 | 67 | 34 | 4 | 1 |
| 50 to 54 years.. | 3,294 | 1,644 | 2,104 | 1,099 | 1,190 | 545 | 1,205 | 488 | 345 | 93 | 1,061 | 537 | 683 | 526 | 37 | 14 |
| 55 years..... | 624 | 307 | 389 | 204 | 235 | 103 | 214 | 68 | 56 | 17 | 207 | 102 | 147 | 120 | 5 | 3 |
| 56 years..... | 357 | 185 | 247 | 127 | 140 | 58 | 158 | 78 | 43 | 11 | 127 | 56 | 54 | 40 | 4 | |
| 57 years..... | 338 | 160 | 215 | 111 | 123 | 49 | 138 | 74 | 38 | 9 | 110 | 49 | 52 | 28 | 6 | 1 |
| 58 years..... | 299 | 185 | 199 | 120 | 100 | 65 | 131 | 52 | 28 | 9 | 92 | 64 | 48 | 60 | 1 | |
| 59 years..... | 289 | 165 | 173 | 114 | 116 | 51 | 102 | 55 | 32 | 15 | 102 | 51 | 53 | 44 | 8 | |
| 55 to 59 years.. | 1,937 | 1,002 | 1,223 | 676 | 714 | 326 | 743 | 327 | 202 | 61 | 638 | 322 | 354 | 292 | 24 | 4 |
| 60 years..... | 724 | 470 | 462 | 309 | 262 | 161 | 157 | 62 | 49 | 12 | 245 | 153 | 278 | 238 | 6 | 2 |
| 61 years..... | 210 | 89 | 137 | 66 | 73 | 23 | 89 | 38 | 23 | 7 | 66 | 23 | 32 | 21 | 1 | |
| 62 years..... | 230 | 113 | 155 | 69 | 75 | 44 | 109 | 40 | 17 | 7 | 71 | 44 | 33 | 22 | 1 | 1 |
| 63 years..... | 236 | 137 | 150 | 105 | 86 | 32 | 110 | 49 | 16 | 8 | 79 | 32 | 31 | 48 | 1 | |
| 64 years..... | 265 | 106 | 183 | 81 | 82 | 25 | 129 | 48 | 26 | 4 | 77 | 25 | 33 | 29 | | |
| 60 to 64 years.. | 1,665 | 915 | 1,037 | 630 | 578 | 285 | 594 | 237 | 131 | 38 | 538 | 282 | 402 | 358 | 9 | 3 |
| 65 years..... | 291 | 208 | 203 | 152 | 88 | 56 | 87 | 58 | 16 | 9 | 83 | 56 | 105 | 85 | 3 | 1 |
| 66 years..... | 177 | 75 | 125 | 55 | 52 | 20 | 83 | 35 | 17 | 4 | 51 | 19 | 26 | 17 | 1 | 1 |
| 67 years..... | 136 | 70 | 134 | 46 | 52 | 24 | 86 | 28 | 21 | 4 | 49 | 23 | 30 | 15 | 2 | 1 |
| 68 years..... | 161 | 81 | 109 | 60 | 52 | 21 | 77 | 24 | 11 | 1 | 51 | 21 | 22 | 35 | 1 | |
| 69 years..... | 132 | 58 | 98 | 43 | 34 | 15 | 67 | 26 | 10 | | 32 | 15 | 23 | 17 | 4 | |
| 65 to 69 years.. | 947 | 492 | 669 | 356 | 278 | 136 | 400 | 171 | 75 | 18 | 266 | 134 | 206 | 169 | 11 | 3 |
| 70 years..... | 286 | 236 | 218 | 169 | 68 | 67 | 73 | 23 | 14 | 6 | 64 | 65 | 135 | 142 | 3 | 1 |
| 71 years..... | 76 | 45 | 56 | 34 | 20 | 11 | 47 | 20 | 6 | 1 | 19 | 11 | 4 | 13 | 1 | |
| 72 years..... | 91 | 42 | 66 | 33 | 25 | 9 | 48 | 22 | 8 | 2 | 25 | 9 | 10 | 9 | | |
| 73 years..... | 64 | 38 | 48 | 30 | 16 | 8 | 30 | 12 | 7 | | 16 | 8 | 11 | 18 | | |
| 74 years..... | 72 | 33 | 56 | 23 | 16 | 10 | 37 | 16 | 5 | | 16 | 10 | 14 | 7 | | |
| 70 to 74 years.. | 589 | 394 | 444 | 289 | 145 | 105 | 235 | 93 | 40 | 9 | 140 | 103 | 174 | 189 | 4 | 1 |
| 75 years..... | 131 | 79 | 105 | 59 | 26 | 20 | 32 | 14 | 7 | 3 | 24 | 20 | 68 | 42 | | |
| 76 years..... | 52 | 26 | 43 | 22 | 9 | 4 | 34 | 13 | | 1 | 8 | 4 | 10 | 8 | 1 | |
| 77 years..... | 30 | 14 | 22 | 10 | 8 | 4 | 16 | 10 | 3 | | 8 | 4 | 3 | | 1 | |
| 78 years..... | 38 | 23 | 27 | 19 | 11 | 4 | 15 | 9 | 1 | | 10 | 4 | 12 | 10 | | |
| 79 years..... | 31 | 20 | 25 | 15 | 6 | 5 | 14 | 8 | 2 | | 5 | 5 | 10 | 7 | 1 | |
| 75 to 79 years.. | 282 | 162 | 222 | 125 | 60 | 37 | 111 | 54 | 13 | 4 | 55 | 37 | 103 | 67 | 3 | |
| 80 years..... | 102 | 107 | 90 | 79 | 12 | 28 | 13 | 11 | 5 | 2 | 11 | 28 | 73 | 66 | | |
| 81 years..... | 16 | 9 | 12 | 5 | 4 | 4 | 9 | 3 | 2 | 1 | 3 | 4 | 2 | 1 | 1 | |
| 82 years..... | 9 | 6 | 5 | 4 | 4 | 2 | 2 | 3 | 1 | | 4 | 2 | 2 | 1 | | |
| 83 years..... | 14 | 10 | 11 | 8 | 3 | 2 | 9 | 3 | 1 | | 3 | 2 | 1 | 4 | | |
| 84 years..... | 4 | 6 | 3 | 6 | 1 | | 3 | | | | 1 | | | 6 | | |
| 80 to 84 years.. | 145 | 138 | 121 | 102 | 24 | 36 | 36 | 20 | 9 | 4 | 22 | 36 | 78 | 78 | 1 | |
| 85 years..... | 15 | 18 | 10 | 15 | 5 | 3 | | 3 | | | 5 | 3 | 10 | 12 | | |
| 86 years..... | 4 | 3 | 4 | 1 | 2 | 2 | 3 | | 1 | | | 1 | | 2 | | |
| 87 years..... | 5 | 7 | 2 | 3 | 3 | 4 | | 2 | | | 3 | 4 | 2 | 1 | | |
| 88 years..... | 2 | 2 | 1 | 2 | 1 | 1 | | | | | 1 | | 1 | 2 | | |
| 89 years..... | 6 | 5 | 4 | 5 | 2 | | 1 | | | | 2 | | 3 | 5 | | 1 |
| 85 to 89 years.. | 32 | 35 | 21 | 26 | 11 | 9 | 4 | 5 | 1 | | 11 | 8 | 16 | 22 | | 1 |
| 90 years..... | 23 | 26 | 23 | 22 | | 4 | 3 | 2 | 1 | | | 4 | 19 | 20 | | |
| 91 years..... | 4 | 1 | 4 | 1 | | | 1 | | | | | | 3 | 1 | | |
| 92 years..... | 1 | 1 | | 1 | 1 | | | | | | 1 | | | 1 | | |
| 93 years..... | 2 | | 1 | | 1 | | 1 | | | | 1 | | | | | |
| 94 years..... | 1 | | 1 | | | | | | | | | | 1 | | | |
| 90 to 94 years.. | 31 | 28 | 29 | 24 | 2 | 4 | 5 | 2 | 1 | | 2 | 4 | 23 | 22 | | |
| 95 years..... | 4 | 7 | 4 | 7 | | | | 1 | | | | | 4 | 6 | | |
| 96 years..... | | 3 | | 3 | | | | | | | | | | 3 | | |
| 97 years..... | 1 | | 1 | | | | | | 1 | | | | | | | |
| 98 years..... | 5 | 4 | 4 | 3 | 1 | 1 | 1 | | | | | 1 | 4 | 4 | | |
| 99 years..... | | 3 | | 2 | | 1 | | | | | | 1 | | 2 | | |
| 95 to 99 years.. | 10 | 17 | 9 | 15 | 1 | 2 | 1 | 1 | 1 | | | 1 | 8 | 15 | | |
| 100 years and over. | 14 | 12 | 11 | 10 | 3 | 2 | 1 | 3 | | | 3 | 2 | 10 | 7 | | 1 |
| Age unknown.... | 850 | 499 | 774 | 411 | 76 | 28 | 216 | 31 | 6 | 11 | 68 | 28 | 560 | 369 | 1 | 1 |

¹ Persons of negro descent, Chinese, Japanese, and Indians.

² Includes all persons of negro descent.

STATISTICS OF POPULATION.

TABLE 2.—AGES OF THE AGGREGATE POPULATION, CLASSIFIED BY SEX,
ARKANSAS.

| AGES. | AGGREGATE. | | NATIVE BORN. | | FOREIGN BORN. | | NATIVE WHITE— NATIVE PARENTS. | | NATIVE WHITE— FOREIGN PARENTS. | | FOREIGN WHITE. | | TOTAL COLORED. ¹ | | NEGRO. ² | |
|----------------------|------------|---------------|--------------|---------------|---------------|---------------|----------------------------------|---------------|-----------------------------------|---------------|-------------------|---------------|--------------------------------|---------------|---------------------|---------------|
| | Males. | Fe- males. | Males. | Fe- males. | Males. | Fe- males. | Males. | Fe- males. | Males. | Fe- males. | Males. | Fe- males. | Males. | Fe- males. | Males. | Fe- males. |
| All ages | 675,312 | 636,252 | 666,307 | 630,968 | 9,005 | 5,284 | 463,334 | 434,334 | 17,625 | 15,101 | 8,911 | 5,275 | 185,442 | 181,542 | 185,342 | 181,514 |
| Under 1 month | 1,210 | 1,157 | 1,210 | 1,157 | | | 824 | 798 | 22 | 24 | | | 364 | 335 | 364 | 335 |
| 1 to 2 months | 3,271 | 3,137 | 3,271 | 3,137 | | | 2,347 | 2,142 | 58 | 63 | | | 866 | 832 | 866 | 832 |
| 3 to 5 months | 5,701 | 5,593 | 5,701 | 5,593 | | | 4,145 | 3,961 | 109 | 97 | | | 1,447 | 1,585 | 1,447 | 1,585 |
| 6 to 8 months | 5,228 | 5,130 | 5,227 | 5,130 | 1 | | 3,898 | 3,800 | 105 | 113 | 1 | | 1,224 | 1,217 | 1,224 | 1,217 |
| 9 to 11 months | 4,427 | 4,427 | 4,427 | 4,426 | | 1 | 3,197 | 3,187 | 93 | 70 | | 1 | 1,137 | 1,169 | 1,137 | 1,169 |
| Under 1 year.. | 19,837 | 19,444 | 19,836 | 19,443 | 1 | 1 | 14,411 | 13,888 | 387 | 367 | 1 | 1 | 5,038 | 5,188 | 5,038 | 5,188 |
| 1 year..... | 18,620 | 18,133 | 18,620 | 18,133 | | | 13,471 | 12,995 | 359 | 320 | | | 4,790 | 4,818 | 4,787 | 4,818 |
| 2 years..... | 19,338 | 18,813 | 19,338 | 18,809 | | 4 | 13,666 | 13,251 | 394 | 362 | | 4 | 5,278 | 5,196 | 5,278 | 5,196 |
| 3 years..... | 18,825 | 18,764 | 18,816 | 18,757 | 9 | 7 | 13,370 | 13,002 | 364 | 331 | 9 | 7 | 5,082 | 5,374 | 5,082 | 5,373 |
| 4 years..... | 19,315 | 18,722 | 19,307 | 18,712 | 8 | 10 | 13,698 | 13,077 | 376 | 370 | 8 | 10 | 5,233 | 5,265 | 5,232 | 5,264 |
| 1 to 4 years.... | 76,098 | 74,432 | 76,081 | 74,411 | 17 | 21 | 54,205 | 52,325 | 1,493 | 1,433 | 17 | 21 | 20,333 | 20,653 | 20,379 | 20,650 |
| 5 years..... | 19,475 | 19,319 | 19,464 | 19,309 | 11 | 10 | 13,763 | 13,487 | 409 | 453 | 11 | 10 | 5,292 | 5,369 | 5,292 | 5,368 |
| 6 years..... | 19,314 | 19,403 | 19,798 | 19,381 | 16 | 22 | 13,892 | 13,368 | 420 | 429 | 16 | 22 | 5,486 | 5,584 | 5,485 | 5,584 |
| 7 years..... | 19,245 | 18,705 | 19,235 | 18,688 | 10 | 17 | 13,495 | 12,974 | 465 | 414 | 10 | 17 | 5,275 | 5,300 | 5,274 | 5,300 |
| 8 years..... | 19,062 | 18,530 | 19,038 | 18,510 | 24 | 20 | 13,457 | 12,814 | 449 | 403 | 24 | 20 | 5,132 | 5,293 | 5,132 | 5,292 |
| 9 years..... | 17,180 | 16,658 | 17,154 | 16,669 | 26 | 19 | 12,214 | 11,737 | 388 | 416 | 26 | 19 | 4,552 | 4,516 | 4,550 | 4,516 |
| 5 to 9 years.... | 94,776 | 92,645 | 94,689 | 92,557 | 87 | 88 | 66,821 | 64,380 | 2,131 | 2,115 | 87 | 88 | 25,737 | 26,062 | 25,733 | 26,060 |
| 10 years..... | 18,691 | 18,154 | 18,655 | 18,135 | 36 | 19 | 12,989 | 12,562 | 464 | 440 | 36 | 19 | 5,202 | 5,133 | 5,202 | 5,133 |
| 11 years..... | 16,695 | 16,423 | 16,657 | 16,403 | 38 | 20 | 11,900 | 11,713 | 429 | 374 | 38 | 20 | 4,328 | 4,316 | 4,326 | 4,316 |
| 12 years..... | 17,217 | 16,823 | 17,189 | 16,791 | 28 | 32 | 11,745 | 11,362 | 456 | 394 | 28 | 32 | 4,938 | 5,085 | 4,937 | 5,083 |
| 13 years..... | 15,375 | 15,320 | 15,339 | 15,290 | 36 | 30 | 10,962 | 10,438 | 389 | 358 | 36 | 30 | 4,438 | 4,444 | 4,437 | 4,443 |
| 14 years..... | 15,856 | 15,427 | 15,825 | 15,392 | 31 | 35 | 11,106 | 10,526 | 415 | 383 | 31 | 35 | 4,304 | 4,483 | 4,304 | 4,483 |
| 10 to 14 years.. | 84,334 | 82,147 | 84,165 | 82,011 | 169 | 136 | 58,702 | 56,651 | 2,153 | 1,949 | 169 | 136 | 23,310 | 23,411 | 23,306 | 23,408 |
| 15 years..... | 14,935 | 14,859 | 14,894 | 14,832 | 41 | 27 | 10,415 | 10,285 | 395 | 384 | 41 | 27 | 4,084 | 4,163 | 4,083 | 4,161 |
| 16 years..... | 15,090 | 15,225 | 15,049 | 15,186 | 41 | 39 | 10,568 | 10,400 | 386 | 371 | 41 | 39 | 4,095 | 4,415 | 4,095 | 4,413 |
| 17 years..... | 14,781 | 14,192 | 14,733 | 14,150 | 48 | 42 | 10,385 | 9,795 | 399 | 339 | 48 | 42 | 3,949 | 4,016 | 3,948 | 4,016 |
| 18 years..... | 14,882 | 15,883 | 14,824 | 15,815 | 58 | 68 | 10,336 | 10,657 | 352 | 350 | 58 | 68 | 4,138 | 4,806 | 4,137 | 4,805 |
| 19 years..... | 13,216 | 13,850 | 13,143 | 13,791 | 73 | 59 | 9,327 | 9,413 | 296 | 323 | 73 | 59 | 3,520 | 4,055 | 3,519 | 4,054 |
| 15 to 19 years.. | 72,904 | 74,009 | 72,643 | 73,774 | 261 | 235 | 51,031 | 50,550 | 1,326 | 1,769 | 261 | 235 | 19,736 | 21,455 | 19,732 | 21,449 |
| 20 years..... | 13,527 | 15,033 | 13,429 | 14,943 | 98 | 90 | 9,197 | 9,774 | 283 | 319 | 98 | 90 | 3,949 | 4,850 | 3,947 | 4,849 |
| 21 years..... | 13,869 | 12,292 | 13,767 | 12,203 | 102 | 89 | 9,352 | 8,279 | 287 | 286 | 102 | 89 | 4,128 | 3,633 | 4,125 | 3,637 |
| 22 years..... | 13,401 | 13,723 | 13,302 | 13,639 | 99 | 89 | 8,923 | 8,923 | 284 | 311 | 99 | 89 | 4,081 | 4,405 | 4,080 | 4,404 |
| 23 years..... | 12,112 | 12,694 | 11,996 | 12,603 | 116 | 91 | 7,966 | 8,156 | 296 | 325 | 116 | 91 | 3,784 | 4,122 | 3,728 | 4,122 |
| 24 years..... | 12,301 | 12,710 | 12,187 | 12,617 | 114 | 93 | 8,063 | 8,163 | 316 | 316 | 113 | 93 | 3,810 | 4,143 | 3,809 | 4,143 |
| 20 to 24 years.. | 65,210 | 66,457 | 64,681 | 66,005 | 529 | 452 | 43,506 | 43,285 | 1,465 | 1,562 | 527 | 452 | 19,712 | 21,158 | 19,698 | 21,155 |
| 25 years..... | 12,635 | 12,692 | 12,509 | 12,585 | 126 | 107 | 8,092 | 8,066 | 301 | 301 | 125 | 107 | 4,117 | 4,218 | 4,115 | 4,217 |
| 26 years..... | 11,010 | 10,706 | 10,881 | 10,610 | 129 | 96 | 7,372 | 7,081 | 330 | 278 | 127 | 95 | 3,181 | 3,252 | 3,181 | 3,252 |
| 27 years..... | 10,821 | 10,044 | 10,697 | 9,970 | 124 | 74 | 7,385 | 6,802 | 305 | 276 | 122 | 74 | 3,009 | 2,892 | 3,008 | 2,892 |
| 28 years..... | 10,535 | 9,857 | 10,392 | 9,755 | 143 | 102 | 7,075 | 6,540 | 299 | 284 | 143 | 102 | 3,018 | 2,981 | 3,016 | 2,981 |
| 29 years..... | 8,667 | 7,843 | 8,543 | 7,736 | 124 | 107 | 6,091 | 5,423 | 257 | 258 | 123 | 106 | 2,196 | 2,056 | 2,193 | 2,056 |
| 25 to 29 years.. | 53,668 | 51,142 | 53,022 | 50,656 | 646 | 486 | 36,015 | 33,912 | 1,492 | 1,397 | 640 | 484 | 15,521 | 15,349 | 15,513 | 15,348 |
| 30 years..... | 11,400 | 10,222 | 11,222 | 10,076 | 178 | 146 | 7,317 | 6,329 | 325 | 287 | 177 | 146 | 3,581 | 3,460 | 3,579 | 3,460 |
| 31 years..... | 6,992 | 6,183 | 6,848 | 6,084 | 144 | 99 | 6,062 | 4,647 | 251 | 204 | 143 | 99 | 1,433 | 1,393 | 1,432 | 1,392 |
| 32 years..... | 7,799 | 7,133 | 7,620 | 7,027 | 179 | 106 | 5,499 | 4,972 | 276 | 240 | 179 | 106 | 1,845 | 1,815 | 1,845 | 1,815 |
| 33 years..... | 7,424 | 6,748 | 7,232 | 6,640 | 192 | 108 | 5,060 | 4,693 | 282 | 217 | 189 | 108 | 1,893 | 1,730 | 1,886 | 1,730 |
| 34 years..... | 6,493 | 6,126 | 6,699 | 6,024 | 194 | 102 | 4,490 | 4,010 | 247 | 205 | 191 | 102 | 1,965 | 1,809 | 1,964 | 1,808 |
| 30 to 34 years.. | 40,503 | 36,412 | 39,621 | 35,851 | 887 | 561 | 27,426 | 24,551 | 1,381 | 1,153 | 879 | 561 | 10,822 | 10,147 | 10,812 | 10,145 |
| 35 years..... | 7,806 | 6,794 | 7,570 | 6,662 | 236 | 132 | 4,508 | 3,802 | 261 | 180 | 231 | 132 | 2,806 | 2,680 | 2,804 | 2,679 |
| 36 years..... | 5,836 | 5,197 | 5,643 | 5,088 | 193 | 109 | 3,856 | 3,513 | 236 | 176 | 192 | 109 | 1,552 | 1,599 | 1,552 | 1,599 |
| 37 years..... | 5,912 | 5,227 | 5,732 | 5,123 | 180 | 104 | 4,030 | 3,611 | 214 | 171 | 178 | 104 | 1,430 | 1,341 | 1,429 | 1,341 |
| 38 years..... | 7,267 | 6,529 | 7,086 | 6,426 | 181 | 103 | 5,136 | 4,507 | 289 | 172 | 179 | 103 | 1,663 | 1,747 | 1,660 | 1,747 |
| 39 years..... | 6,324 | 5,927 | 6,632 | 5,823 | 192 | 104 | 4,308 | 4,160 | 251 | 178 | 179 | 104 | 1,576 | 1,465 | 1,574 | 1,465 |
| 35 to 39 years.. | 33,645 | 29,674 | 32,663 | 29,122 | 982 | 552 | 22,393 | 19,413 | 1,251 | 877 | 969 | 552 | 9,027 | 8,332 | 9,019 | 8,331 |
| 40 years..... | 8,085 | 7,844 | 7,802 | 7,699 | 233 | 145 | 4,965 | 4,446 | 261 | 200 | 225 | 145 | 2,584 | 3,053 | 2,574 | 3,053 |
| 41 years..... | 5,073 | 4,510 | 4,937 | 4,417 | 141 | 93 | 3,913 | 3,456 | 211 | 169 | 139 | 93 | 815 | 792 | 813 | 792 |
| 42 years..... | 5,566 | 5,102 | 5,339 | 4,999 | 177 | 103 | 4,189 | 3,683 | 220 | 156 | 175 | 103 | 932 | 1,155 | 930 | 1,152 |
| 43 years..... | 4,893 | 4,780 | 4,752 | 4,691 | 141 | 89 | 3,722 | 3,625 | 176 | 146 | 139 | 89 | 856 | 920 | 854 | 920 |
| 44 years..... | 5,679 | 5,015 | 5,498 | 4,921 | 181 | 94 | 4,140 | 3,673 | 222 | 155 | 180 | 94 | 1,137 | 1,083 | 1,136 | 1,087 |
| 40 to 44 years.. | 29,251 | 27,251 | 28,378 | 26,727 | 873 | 524 | 20,929 | 18,893 | 1,090 | 826 | 858 | 524 | 6,374 | 7,008 | 6,357 | 7,004 |
| 45 years..... | 3,967 | 6,444 | 8,722 | 6,340 | 245 | 104 | 5,342 | 3,895 | 250 | 139 | 242 | 104 | 3,133 | 2,306 | 3,131 | 2,306 |
| 46 years..... | 6,523 | 4,462 | 6,321 | 4,368 | 202 | 94 | 4,301 | 3,269 | 182 | 103 | 200 | 94 | 1,840 | 996 | 1,838 | 996 |
| 47 years..... | 6,250 | 4,280 | 6,041 | 4,188 | 209 | 92 | 4,029 | 3,107 | 173 | 112 | 207 | 92 | 1,841 | 969 | 1,838 | 969 |
| 48 years..... | 6,169 | 4,482 | 5,958 | 4,389 | 211 | 93 | 3,910 | 3,117 | 173 | 99 | 208 | 91 | 1,878 | 1,132 | 1,875 | 1,132 |
| 49 years..... | 5,495 | 4,091 | 5,297 | 3,985 | 198 | 106 | 3,646 | 2,913 | 185 | 80 | 192 | 105 | 1,472 | 988 | 1,469 | 988 |
| 45 to 49 years.. | | | | | | | | | | | | | | | | |

GENERAL NATIVITY, AND COLOR, BY STATES AND TERRITORIES: 1900—Continued.

ARKANSAS.

| AGES. | AGGREGATE. | | NATIVE BORN. | | FOREIGN BORN. | | NATIVE WHITE— NATIVE PARENTS. | | NATIVE WHITE— FOREIGN PARENTS. | | FOREIGN WHITE. | | TOTAL COLORED. ¹ | | NEGRO. ² | |
|---------------------|------------|---------------|--------------|---------------|---------------|---------------|----------------------------------|---------------|-----------------------------------|---------------|-------------------|---------------|--------------------------------|---------------|---------------------|---------------|
| | Males. | Fe- males. | Males. | Fe- males. | Males. | Fe- males. | Males. | Fe- males. | Males. | Fe- males. | Males. | Fe- males. | Males. | Fe- males. | Males. | Fe- males. |
| 50 years..... | 7,510 | 6,182 | 7,219 | 6,048 | 291 | 184 | 4,250 | 3,335 | 192 | 110 | 288 | 183 | 2,780 | 2,604 | 2,778 | 2,604 |
| 51 years..... | 4,241 | 3,141 | 4,040 | 3,060 | 201 | 81 | 3,138 | 2,440 | 113 | 82 | 197 | 81 | 793 | 538 | 790 | 538 |
| 52 years..... | 4,773 | 3,463 | 4,534 | 3,359 | 189 | 109 | 3,393 | 2,604 | 132 | 69 | 187 | 109 | 1,061 | 686 | 1,061 | 686 |
| 53 years..... | 3,953 | 2,963 | 3,773 | 2,872 | 180 | 96 | 2,885 | 2,293 | 142 | 62 | 180 | 96 | 801 | 515 | 801 | 515 |
| 54 years..... | 3,798 | 3,082 | 3,639 | 2,996 | 159 | 86 | 2,600 | 2,311 | 117 | 61 | 156 | 85 | 925 | 625 | 922 | 625 |
| 50 to 54 years.. | 24,280 | 18,841 | 23,260 | 18,335 | 1,020 | 506 | 16,216 | 12,985 | 696 | 384 | 1,008 | 504 | 6,360 | 4,968 | 6,352 | 4,968 |
| 55 years..... | 4,467 | 3,575 | 4,240 | 3,471 | 227 | 104 | 2,719 | 2,364 | 136 | 67 | 225 | 104 | 1,387 | 1,040 | 1,387 | 1,040 |
| 56 years..... | 3,459 | 2,856 | 3,272 | 2,766 | 157 | 90 | 2,292 | 2,119 | 110 | 61 | 185 | 89 | 872 | 587 | 871 | 587 |
| 57 years..... | 2,820 | 2,399 | 2,658 | 2,313 | 162 | 86 | 1,926 | 1,862 | 93 | 52 | 160 | 86 | 636 | 399 | 636 | 399 |
| 58 years..... | 2,778 | 2,316 | 2,630 | 2,229 | 148 | 87 | 1,874 | 1,736 | 76 | 29 | 147 | 86 | 681 | 465 | 681 | 465 |
| 59 years..... | 2,537 | 2,095 | 2,389 | 2,041 | 148 | 54 | 1,765 | 1,613 | 73 | 44 | 147 | 54 | 552 | 384 | 552 | 384 |
| 55 to 59 years.. | 16,061 | 13,241 | 15,189 | 12,820 | 872 | 421 | 10,576 | 9,694 | 493 | 253 | 864 | 419 | 4,128 | 2,875 | 4,127 | 2,875 |
| 60 years..... | 3,867 | 3,579 | 3,662 | 3,478 | 205 | 101 | 1,940 | 1,829 | 80 | 45 | 204 | 101 | 1,643 | 1,604 | 1,643 | 1,604 |
| 61 years..... | 1,771 | 1,561 | 1,648 | 1,498 | 123 | 63 | 1,302 | 1,228 | 64 | 37 | 122 | 63 | 233 | 233 | 233 | 233 |
| 62 years..... | 2,047 | 1,673 | 1,929 | 1,611 | 118 | 62 | 1,488 | 1,330 | 62 | 38 | 118 | 62 | 379 | 243 | 379 | 242 |
| 63 years..... | 2,068 | 1,702 | 1,948 | 1,636 | 120 | 66 | 1,507 | 1,317 | 59 | 27 | 119 | 66 | 333 | 292 | 333 | 291 |
| 64 years..... | 1,777 | 1,571 | 1,651 | 1,511 | 126 | 60 | 1,269 | 1,245 | 60 | 36 | 125 | 60 | 323 | 290 | 322 | 290 |
| 60 to 64 years.. | 11,530 | 10,086 | 10,833 | 9,734 | 692 | 352 | 7,506 | 6,949 | 325 | 183 | 688 | 352 | 3,011 | 2,602 | 3,010 | 2,600 |
| 65 years..... | 2,112 | 2,009 | 1,999 | 1,951 | 113 | 58 | 1,184 | 1,191 | 48 | 39 | 111 | 58 | 769 | 721 | 768 | 721 |
| 66 years..... | 1,597 | 1,384 | 1,509 | 1,331 | 88 | 53 | 1,126 | 1,102 | 51 | 23 | 88 | 53 | 332 | 206 | 332 | 206 |
| 67 years..... | 1,506 | 1,239 | 1,414 | 1,194 | 92 | 45 | 1,072 | 994 | 44 | 27 | 92 | 45 | 298 | 173 | 298 | 173 |
| 68 years..... | 1,307 | 1,003 | 1,231 | 966 | 76 | 37 | 929 | 742 | 32 | 28 | 75 | 37 | 271 | 196 | 270 | 195 |
| 69 years..... | 1,239 | 931 | 1,183 | 902 | 56 | 29 | 881 | 719 | 36 | 19 | 56 | 29 | 266 | 164 | 266 | 164 |
| 65 to 69 years.. | 7,761 | 6,566 | 7,336 | 6,344 | 425 | 222 | 5,192 | 4,748 | 211 | 136 | 422 | 222 | 1,986 | 1,460 | 1,984 | 1,459 |
| 70 years..... | 1,652 | 1,545 | 1,564 | 1,511 | 88 | 34 | 879 | 800 | 21 | 18 | 86 | 34 | 666 | 693 | 666 | 693 |
| 71 years..... | 317 | 624 | 779 | 603 | 38 | 21 | 627 | 517 | 27 | 9 | 38 | 21 | 125 | 77 | 125 | 77 |
| 72 years..... | 928 | 761 | 880 | 728 | 48 | 23 | 687 | 574 | 23 | 18 | 48 | 23 | 170 | 136 | 170 | 136 |
| 73 years..... | 778 | 585 | 724 | 568 | 54 | 17 | 556 | 482 | 24 | 12 | 54 | 17 | 144 | 74 | 144 | 74 |
| 74 years..... | 679 | 575 | 642 | 560 | 37 | 15 | 495 | 445 | 25 | 8 | 37 | 15 | 122 | 107 | 122 | 107 |
| 70 to 74 years.. | 4,854 | 4,080 | 4,589 | 3,970 | 265 | 110 | 3,244 | 2,818 | 120 | 65 | 263 | 110 | 1,227 | 1,087 | 1,227 | 1,087 |
| 75 years..... | 317 | 772 | 782 | 743 | 35 | 29 | 447 | 404 | 17 | 20 | 34 | 29 | 319 | 319 | 318 | 319 |
| 76 years..... | 499 | 428 | 481 | 418 | 18 | 10 | 359 | 333 | 14 | 12 | 17 | 10 | 109 | 73 | 108 | 73 |
| 77 years..... | 501 | 341 | 472 | 328 | 29 | 13 | 376 | 269 | 17 | 5 | 29 | 13 | 79 | 54 | 79 | 54 |
| 78 years..... | 321 | 344 | 308 | 329 | 13 | 15 | 220 | 250 | 9 | 13 | 13 | 15 | 79 | 66 | 79 | 66 |
| 79 years..... | 312 | 267 | 300 | 262 | 12 | 5 | 220 | 186 | 14 | 7 | 12 | 5 | 66 | 69 | 66 | 69 |
| 75 to 79 years.. | 2,450 | 2,152 | 2,343 | 2,080 | 107 | 72 | 1,622 | 1,442 | 71 | 57 | 105 | 72 | 652 | 581 | 650 | 581 |
| 80 years..... | 461 | 493 | 443 | 487 | 18 | 6 | 199 | 195 | 8 | 3 | 18 | 6 | 226 | 289 | 226 | 289 |
| 81 years..... | 206 | 161 | 198 | 153 | 8 | 8 | 150 | 117 | 9 | 8 | 8 | 8 | 39 | 28 | 39 | 28 |
| 82 years..... | 212 | 158 | 200 | 152 | 12 | 6 | 152 | 118 | 9 | 9 | 12 | 6 | 39 | 34 | 39 | 34 |
| 83 years..... | 143 | 128 | 138 | 125 | 5 | 3 | 93 | 90 | 4 | 3 | 5 | 3 | 41 | 32 | 41 | 32 |
| 84 years..... | 124 | 136 | 117 | 134 | 7 | 2 | 81 | 92 | 4 | 1 | 7 | 2 | 32 | 41 | 32 | 41 |
| 80 to 84 years.. | 1,146 | 1,076 | 1,096 | 1,051 | 50 | 25 | 675 | 612 | 34 | 15 | 50 | 25 | 387 | 424 | 387 | 424 |
| 85 years..... | 161 | 141 | 158 | 140 | 3 | 1 | 77 | 49 | 2 | 5 | 3 | 1 | 79 | 86 | 79 | 86 |
| 86 years..... | 83 | 74 | 79 | 71 | 4 | 3 | 54 | 50 | 5 | 1 | 4 | 3 | 20 | 20 | 20 | 20 |
| 87 years..... | 61 | 63 | 60 | 58 | 1 | 5 | 37 | 34 | 4 | 1 | 1 | 5 | 19 | 23 | 19 | 23 |
| 88 years..... | 58 | 52 | 56 | 52 | 2 | | 27 | 35 | 3 | 2 | 2 | | 26 | 15 | 26 | 15 |
| 89 years..... | 40 | 35 | 40 | 34 | | 1 | 18 | 18 | 2 | | | 1 | 20 | 16 | 20 | 16 |
| 85 to 89 years.. | 403 | 365 | 393 | 355 | 10 | 10 | 213 | 186 | 16 | 9 | 10 | 10 | 164 | 160 | 164 | 160 |
| 90 years..... | 50 | 98 | 49 | 97 | 1 | 1 | 14 | 13 | 1 | 1 | | 1 | 35 | 33 | 35 | 33 |
| 91 years..... | 15 | 17 | 15 | 16 | | 1 | 6 | 10 | 1 | | | 1 | 8 | 6 | 8 | 6 |
| 92 years..... | 10 | 23 | 10 | 21 | | 2 | 4 | 9 | | 1 | | 2 | 6 | 11 | 6 | 11 |
| 93 years..... | 17 | 18 | 17 | 18 | | | 5 | 6 | 1 | | | | 11 | 12 | 11 | 12 |
| 94 years..... | 11 | 11 | 10 | 11 | 1 | | 6 | 5 | | | 1 | | 4 | 6 | 4 | 6 |
| 90 to 94 years.. | 103 | 167 | 101 | 163 | 2 | 4 | 35 | 43 | 3 | 2 | 1 | 4 | 64 | 118 | 64 | 118 |
| 95 years..... | 17 | 26 | 15 | 26 | 2 | | 4 | 5 | | | 1 | | 12 | 21 | 12 | 21 |
| 96 years..... | 11 | 6 | 11 | 6 | | | 4 | 1 | | | | | 7 | 5 | 7 | 5 |
| 97 years..... | 7 | 10 | 7 | 9 | | 1 | 1 | 2 | | | | 1 | 6 | 7 | 6 | 7 |
| 98 years..... | 9 | 8 | 9 | 8 | | | 1 | 1 | 1 | | | | 7 | 7 | 7 | 7 |
| 99 years..... | 11 | 8 | 11 | 8 | | | 2 | 2 | | | | | 9 | 6 | 9 | 6 |
| 95 to 99 years.. | 55 | 58 | 53 | 57 | 2 | 1 | 12 | 11 | 1 | | 1 | 1 | 41 | 46 | 41 | 46 |
| 100 years and over. | 38 | 70 | 38 | 70 | | | 2 | 2 | | | | | 36 | 68 | 36 | 68 |
| Age unknown.... | 2,996 | 2,178 | 2,953 | 2,162 | 43 | 16 | 1,369 | 697 | 23 | 16 | 42 | 16 | 1,562 | 1,449 | 1,562 | 1,449 |

¹ Persons of negro descent, Chinese, Japanese, and Indians.

² Includes all persons of negro descent.

STATISTICS OF POPULATION.

TABLE 2.—AGES OF THE AGGREGATE POPULATION, CLASSIFIED BY SEX, CALIFORNIA.

| AGES. | AGGREGATE. | | NATIVE BORN. | | FOREIGN BORN. | | NATIVE WHITE—NATIVE PARENTS. | | NATIVE WHITE—FOREIGN PARENTS. | | FOREIGN WHITE. | | TOTAL COLORED. ¹ | | NEGRO. ² | |
|----------------|------------|-----------|--------------|-----------|---------------|-----------|------------------------------|-----------|-------------------------------|-----------|----------------|-----------|-----------------------------|-----------|---------------------|-----------|
| | Males. | Fe-males. | Males. | Fe-males. | Males. | Fe-males. | Males. | Fe-males. | Males. | Fe-males. | Males. | Fe-males. | Males. | Fe-males. | Males. | Fe-males. |
| All ages | 820,581 | 664,522 | 580,294 | 587,519 | 240,287 | 127,003 | 340,617 | 303,811 | 222,718 | 219,076 | 191,812 | 124,698 | 65,884 | 16,942 | 5,766 | 5,279 |
| Under 1 month | 1,107 | 1,156 | 1,107 | 1,155 | | 1 | 617 | 626 | 459 | 497 | | 1 | 31 | 32 | 10 | 11 |
| 1 to 2 months | 2,115 | 2,099 | 2,113 | 2,095 | 2 | 4 | 1,175 | 1,169 | 873 | 860 | 2 | 4 | 65 | 66 | 12 | 16 |
| 3 to 5 months | 3,205 | 3,033 | 3,201 | 3,028 | 4 | 4 | 1,718 | 1,658 | 1,383 | 1,274 | 4 | 4 | 100 | 97 | 19 | 24 |
| 6 to 8 months | 3,182 | 3,120 | 3,174 | 3,109 | 8 | 11 | 1,802 | 1,757 | 1,297 | 1,272 | 8 | 10 | 75 | 81 | 19 | 14 |
| 9 to 11 months | 3,146 | 2,974 | 3,181 | 2,966 | 15 | 8 | 1,790 | 1,694 | 1,263 | 1,200 | 15 | 6 | 78 | 74 | 28 | 26 |
| Under 1 year | 12,755 | 12,382 | 12,726 | 12,354 | 29 | 28 | 7,102 | 6,904 | 5,275 | 5,103 | 29 | 25 | 349 | 350 | 83 | 91 |
| 1 year | 11,910 | 11,597 | 11,842 | 11,540 | 68 | 57 | 6,613 | 6,436 | 4,915 | 4,772 | 63 | 56 | 319 | 333 | 78 | 85 |
| 2 years | 12,572 | 12,569 | 12,494 | 12,492 | 78 | 77 | 6,837 | 6,874 | 5,283 | 5,265 | 75 | 75 | 377 | 355 | 98 | 86 |
| 3 years | 12,870 | 12,763 | 12,770 | 12,642 | 100 | 121 | 6,797 | 6,733 | 5,608 | 5,559 | 96 | 119 | 359 | 352 | 98 | 97 |
| 4 years | 13,614 | 12,905 | 13,481 | 12,763 | 133 | 142 | 7,179 | 6,812 | 5,914 | 5,611 | 128 | 187 | 393 | 345 | 99 | 104 |
| 1 to 4 years | 50,966 | 49,834 | 50,587 | 49,437 | 379 | 397 | 27,426 | 26,855 | 21,720 | 21,207 | 362 | 387 | 1,458 | 1,385 | 363 | 372 |
| 5 years | 14,063 | 13,668 | 13,909 | 13,509 | 154 | 159 | 7,361 | 7,154 | 6,151 | 6,006 | 152 | 157 | 399 | 351 | 109 | 104 |
| 6 years | 13,913 | 13,837 | 13,786 | 13,645 | 177 | 192 | 7,268 | 7,204 | 6,089 | 6,076 | 174 | 189 | 382 | 368 | 119 | 106 |
| 7 years | 13,849 | 13,866 | 13,621 | 13,629 | 228 | 237 | 7,158 | 7,215 | 6,075 | 6,054 | 224 | 231 | 392 | 366 | 127 | 111 |
| 8 years | 13,872 | 13,479 | 13,590 | 13,181 | 282 | 298 | 7,168 | 6,813 | 6,060 | 6,001 | 277 | 295 | 367 | 370 | 106 | 117 |
| 9 years | 13,320 | 13,188 | 12,971 | 12,836 | 349 | 302 | 6,843 | 6,343 | 5,762 | 5,681 | 335 | 298 | 380 | 311 | 109 | 88 |
| 5 to 9 years | 69,017 | 67,988 | 67,827 | 66,800 | 1,190 | 1,188 | 35,798 | 35,234 | 30,187 | 29,818 | 1,162 | 1,170 | 1,920 | 1,766 | 570 | 526 |
| 10 years | 14,010 | 13,301 | 13,594 | 12,903 | 416 | 398 | 7,302 | 6,765 | 5,975 | 5,788 | 400 | 394 | 833 | 859 | 108 | 108 |
| 11 years | 12,732 | 12,780 | 12,275 | 12,344 | 457 | 436 | 6,544 | 6,534 | 5,441 | 5,539 | 437 | 432 | 810 | 275 | 90 | 102 |
| 12 years | 12,750 | 12,596 | 12,184 | 12,084 | 566 | 512 | 6,484 | 6,364 | 5,348 | 5,384 | 550 | 509 | 368 | 339 | 105 | 89 |
| 13 years | 12,161 | 12,003 | 11,542 | 11,413 | 619 | 590 | 6,074 | 6,034 | 5,213 | 5,097 | 597 | 586 | 277 | 286 | 87 | 108 |
| 14 years | 12,432 | 12,124 | 11,700 | 11,450 | 732 | 674 | 6,221 | 5,947 | 5,172 | 5,227 | 684 | 670 | 355 | 280 | 79 | 100 |
| 10 to 14 years | 64,085 | 62,804 | 61,295 | 60,194 | 2,790 | 2,610 | 32,625 | 31,644 | 27,149 | 27,080 | 2,668 | 2,591 | 1,643 | 1,589 | 464 | 507 |
| 15 years | 12,618 | 12,499 | 11,744 | 11,784 | 874 | 715 | 6,249 | 6,272 | 5,190 | 5,221 | 767 | 706 | 412 | 300 | 85 | 104 |
| 16 years | 12,645 | 12,519 | 11,549 | 11,693 | 1,096 | 826 | 6,080 | 6,086 | 5,116 | 5,371 | 857 | 811 | 592 | 251 | 108 | 85 |
| 17 years | 12,623 | 12,185 | 11,240 | 11,301 | 1,388 | 884 | 5,891 | 5,902 | 5,088 | 5,130 | 974 | 870 | 725 | 283 | 80 | 88 |
| 18 years | 13,446 | 13,039 | 11,286 | 11,874 | 2,160 | 1,165 | 5,917 | 6,115 | 4,992 | 5,474 | 1,342 | 1,180 | 1,195 | 320 | 105 | 89 |
| 19 years | 13,870 | 12,635 | 11,372 | 11,372 | 2,498 | 1,263 | 5,878 | 5,893 | 5,113 | 5,222 | 1,581 | 1,221 | 1,348 | 299 | 95 | 101 |
| 15 to 19 years | 65,207 | 62,877 | 57,191 | 58,024 | 8,016 | 4,853 | 30,015 | 30,268 | 25,449 | 26,418 | 5,471 | 4,788 | 4,272 | 1,458 | 473 | 467 |
| 20 years | 14,414 | 13,689 | 11,851 | 12,165 | 2,563 | 1,524 | 6,087 | 6,130 | 5,321 | 5,672 | 1,826 | 1,467 | 1,200 | 420 | 102 | 116 |
| 21 years | 13,406 | 12,411 | 11,335 | 10,961 | 2,071 | 1,450 | 5,821 | 5,536 | 5,164 | 5,196 | 1,609 | 1,396 | 812 | 283 | 73 | 86 |
| 22 years | 13,653 | 13,199 | 11,899 | 11,899 | 2,537 | 1,800 | 5,744 | 5,668 | 4,996 | 5,460 | 1,941 | 1,727 | 972 | 344 | 76 | 91 |
| 23 years | 14,036 | 13,247 | 11,164 | 11,437 | 2,372 | 1,810 | 5,757 | 5,785 | 5,056 | 5,422 | 2,241 | 1,740 | 982 | 300 | 111 | 105 |
| 24 years | 14,530 | 13,964 | 11,272 | 11,833 | 3,253 | 2,181 | 5,814 | 5,864 | 5,087 | 5,697 | 2,574 | 2,032 | 1,055 | 371 | 110 | 103 |
| 20 to 24 years | 70,039 | 66,510 | 56,738 | 57,795 | 13,301 | 8,715 | 29,203 | 28,983 | 25,624 | 27,447 | 10,191 | 8,362 | 5,021 | 1,718 | 472 | 501 |
| 25 years | 14,711 | 13,781 | 10,831 | 11,335 | 3,880 | 2,446 | 5,651 | 5,609 | 4,681 | 5,373 | 3,020 | 2,341 | 1,359 | 458 | 90 | 95 |
| 26 years | 14,180 | 12,533 | 10,361 | 10,266 | 3,799 | 2,317 | 5,437 | 5,100 | 4,600 | 4,930 | 3,039 | 2,249 | 1,024 | 304 | 75 | 95 |
| 27 years | 14,180 | 12,337 | 10,305 | 10,031 | 3,855 | 2,306 | 5,537 | 5,049 | 4,431 | 4,773 | 3,230 | 2,245 | 912 | 270 | 79 | 103 |
| 28 years | 15,079 | 12,595 | 10,332 | 9,900 | 4,697 | 2,695 | 5,557 | 5,013 | 4,507 | 4,643 | 3,879 | 2,610 | 1,136 | 324 | 103 | 109 |
| 29 years | 13,629 | 11,234 | 9,296 | 8,777 | 4,338 | 2,457 | 5,122 | 4,575 | 3,995 | 4,042 | 3,642 | 2,385 | 870 | 232 | 67 | 102 |
| 25 to 29 years | 71,739 | 62,530 | 51,175 | 50,309 | 20,664 | 12,221 | 27,354 | 25,346 | 22,214 | 23,766 | 16,870 | 11,830 | 5,301 | 1,588 | 414 | 504 |
| 30 years | 18,562 | 14,611 | 11,731 | 11,092 | 6,831 | 3,519 | 6,375 | 5,629 | 4,888 | 5,023 | 5,508 | 3,417 | 1,791 | 542 | 140 | 127 |
| 31 years | 12,630 | 9,828 | 8,272 | 7,600 | 4,403 | 2,228 | 4,794 | 4,199 | 3,336 | 3,260 | 3,636 | 2,179 | 864 | 190 | 81 | 81 |
| 32 years | 14,534 | 11,236 | 9,118 | 8,255 | 5,416 | 2,981 | 5,176 | 4,456 | 3,726 | 3,647 | 4,471 | 2,920 | 1,161 | 213 | 100 | 80 |
| 33 years | 13,507 | 10,087 | 8,146 | 7,341 | 5,361 | 2,746 | 4,745 | 4,060 | 3,202 | 3,143 | 4,491 | 2,702 | 1,069 | 182 | 97 | 87 |
| 34 years | 13,965 | 10,093 | 8,221 | 7,265 | 5,744 | 2,828 | 4,773 | 3,997 | 3,265 | 3,111 | 4,659 | 2,776 | 1,268 | 209 | 96 | 92 |
| 30 to 34 years | 73,248 | 55,855 | 45,488 | 41,533 | 27,760 | 14,302 | 25,863 | 22,341 | 18,417 | 18,184 | 22,815 | 13,994 | 6,153 | 1,336 | 514 | 467 |
| 35 years | 17,036 | 11,618 | 9,264 | 8,079 | 7,822 | 3,539 | 5,237 | 4,357 | 3,626 | 3,403 | 5,967 | 3,466 | 2,206 | 392 | 127 | 121 |
| 36 years | 14,250 | 9,812 | 7,775 | 6,938 | 6,475 | 2,874 | 4,538 | 3,380 | 3,053 | 2,932 | 5,033 | 2,824 | 1,626 | 176 | 98 | 74 |
| 37 years | 13,319 | 9,160 | 7,622 | 6,596 | 5,797 | 2,564 | 4,440 | 3,741 | 2,904 | 2,738 | 4,657 | 2,623 | 1,318 | 153 | 94 | 64 |
| 38 years | 14,945 | 10,064 | 8,439 | 7,222 | 6,506 | 2,842 | 5,101 | 4,235 | 3,147 | 2,786 | 4,964 | 2,804 | 1,733 | 239 | 122 | 115 |
| 39 years | 13,511 | 9,357 | 7,693 | 6,723 | 5,813 | 2,634 | 4,762 | 4,014 | 2,757 | 2,673 | 4,398 | 2,580 | 1,594 | 185 | 121 | 87 |
| 35 to 39 years | 73,111 | 50,011 | 40,693 | 35,558 | 32,418 | 14,453 | 24,128 | 20,227 | 15,487 | 14,437 | 25,019 | 14,202 | 8,477 | 1,145 | 562 | 461 |
| 40 years | 18,666 | 11,773 | 9,506 | 8,012 | 9,160 | 3,761 | 5,774 | 4,690 | 3,290 | 2,901 | 6,591 | 3,671 | 3,011 | 511 | 164 | 129 |
| 41 years | 10,933 | 7,034 | 6,213 | 5,074 | 4,715 | 1,960 | 3,902 | 3,153 | 2,200 | 1,833 | 3,498 | 1,924 | 1,533 | 119 | 81 | 62 |
| 42 years | 12,533 | 8,169 | 6,856 | 5,743 | 5,677 | 2,426 | 4,437 | 3,539 | 2,230 | 2,069 | 4,154 | 2,379 | 1,662 | 162 | 104 | 70 |
| 43 years | 10,383 | 6,964 | 6,176 | 4,906 | 4,707 | 2,053 | 4,003 | 3,050 | 2,066 | 1,774 | 3,636 | 2,032 | 1,178 | 93 | 83 | 55 |
| 44 years | 10,409 | 6,850 | 5,520 | 4,615 | 4,389 | 2,235 | 3,627 | 2,931 | 1,788 | 1,590 | 3,632 | 2,194 | 1,342 | 136 | 64 | 65 |
| 40 to 44 years | 63,424 | 40,790 | 34,276 | 28,350 | 29,143 | 12,440 | 21,743 | 17,393 | 11,624 | 10,172 | 21,531 | 12,200 | 8,526 | 1,025 | 496 | 381 |
| 45 years | 13,189 | 8,114 | 6,362 | 5,163 | 6,827 | 2,951 | 4,115 | 3,284 | 1,971 | 1,621 | 5,011 | 2,884 | 2,092 | 325 | 114 | 85 |
| 46 years | 9,518 | 6,079 | 4,786 | 3,922 | 4,732 | 2,157 | 3,263 | 2,621 | 1,422 | 1,223 | 3,534 | 2,111 | 1,299 | 124 | 68 | 48 |
| 47 years | 9,041 | 5,972 | 4,491 | 3,894 | 4,550 | 2,073 | 3,075 | 2,651 | 1,323 | 1,172 | 3,484 | 2,037 | 1,159 | 112 | 59 | 43 |
| 48 years | 9,303 | 6,236 | 4,340 | 3,699 | 4,963 | 2,537 | 3,056 | 2,538 | 1,162 | 1,022 | 3,725 | 2,439 | 1,365 | 137 | 81 | 58 |
| 49 years | 8,694 | 5,788 | 3,977 | 3,409 | 4,717 | 2,379 | 2,856 | | | | | | | | | |

GENERAL NATIVITY, AND COLOR, BY STATES AND TERRITORIES: 1900—Continued.

CALIFORNIA.

| AGES. | AGGREGATE. | | NATIVE BORN. | | FOREIGN BORN. | | NATIVE WHITE— NATIVE PARENTS. | | NATIVE WHITE— FOREIGN PARENTS. | | FOREIGN WHITE. | | TOTAL COLORED. ¹ | | NEGRO. ² | |
|---------------------|------------|---------------|--------------|---------------|---------------|---------------|----------------------------------|---------------|-----------------------------------|---------------|-------------------|---------------|--------------------------------|---------------|---------------------|---------------|
| | Males. | Fe- males. | Males. | Fe- males. | Males. | Fe- males. | Males. | Fe- males. | Males. | Fe- males. | Males. | Fe- males. | Males. | Fe- males. | Males. | Fe- males. |
| 50 years..... | 12,609 | 8,723 | 5,376 | 4,723 | 7,233 | 4,000 | 3,784 | 3,323 | 1,273 | 1,103 | 5,446 | 3,937 | 2,106 | 355 | 108 | 91 |
| 51 years..... | 7,258 | 4,749 | 3,509 | 2,866 | 3,749 | 1,883 | 2,704 | 2,152 | 749 | 666 | 2,936 | 1,865 | 869 | 66 | 45 | 33 |
| 52 years..... | 8,014 | 5,375 | 3,693 | 3,019 | 4,321 | 2,356 | 2,795 | 2,294 | 820 | 679 | 3,366 | 2,321 | 1,033 | 81 | 54 | 36 |
| 53 years..... | 6,687 | 4,609 | 3,287 | 2,641 | 3,450 | 1,968 | 2,493 | 2,063 | 696 | 544 | 2,800 | 1,948 | 698 | 54 | 47 | 30 |
| 54 years..... | 6,756 | 4,750 | 3,116 | 2,709 | 3,640 | 2,041 | 2,424 | 2,103 | 639 | 561 | 2,983 | 2,020 | 710 | 66 | 51 | 32 |
| 50 to 54 years.. | 41,324 | 28,206 | 18,981 | 15,958 | 22,393 | 12,248 | 14,200 | 11,940 | 4,177 | 3,553 | 17,531 | 12,091 | 5,416 | 622 | 300 | 222 |
| 55 years..... | 7,801 | 5,552 | 3,476 | 2,952 | 4,325 | 2,600 | 2,596 | 2,243 | 716 | 585 | 3,437 | 2,568 | 1,052 | 156 | 56 | 39 |
| 56 years..... | 6,507 | 4,507 | 3,092 | 2,640 | 3,415 | 1,867 | 2,444 | 2,077 | 600 | 524 | 2,795 | 1,844 | 668 | 62 | 35 | 26 |
| 57 years..... | 5,560 | 3,944 | 2,708 | 2,271 | 2,857 | 1,673 | 2,132 | 1,806 | 526 | 419 | 2,358 | 1,655 | 544 | 64 | 23 | 28 |
| 58 years..... | 5,230 | 4,034 | 2,515 | 2,226 | 2,715 | 1,308 | 2,033 | 1,783 | 435 | 413 | 2,242 | 1,790 | 520 | 48 | 26 | 15 |
| 59 years..... | 5,467 | 3,902 | 2,640 | 2,247 | 2,827 | 1,655 | 2,125 | 1,846 | 477 | 365 | 2,382 | 1,638 | 483 | 58 | 31 | 23 |
| 55 to 59 years.. | 30,565 | 21,939 | 14,426 | 12,336 | 16,139 | 9,603 | 11,330 | 9,755 | 2,754 | 2,306 | 13,214 | 9,495 | 3,267 | 383 | 171 | 131 |
| 60 years..... | 9,023 | 5,995 | 3,667 | 2,940 | 5,356 | 3,055 | 2,771 | 2,148 | 659 | 512 | 4,499 | 3,034 | 1,094 | 301 | 51 | 50 |
| 61 years..... | 4,740 | 2,968 | 2,213 | 1,745 | 2,522 | 1,223 | 1,811 | 1,439 | 379 | 290 | 2,103 | 1,223 | 447 | 20 | 11 | 11 |
| 62 years..... | 5,331 | 3,406 | 2,764 | 1,883 | 3,067 | 1,623 | 2,284 | 1,553 | 442 | 300 | 2,583 | 1,516 | 522 | 37 | 29 | 10 |
| 63 years..... | 6,363 | 3,852 | 2,645 | 1,896 | 2,718 | 1,456 | 2,196 | 1,607 | 417 | 262 | 2,424 | 1,453 | 326 | 30 | 25 | 12 |
| 64 years..... | 5,017 | 3,193 | 2,503 | 1,760 | 2,514 | 1,433 | 2,085 | 1,499 | 377 | 224 | 2,199 | 1,429 | 356 | 41 | 25 | 23 |
| 60 to 64 years.. | 29,974 | 18,914 | 13,797 | 10,224 | 16,177 | 8,690 | 11,147 | 8,246 | 2,274 | 1,588 | 13,808 | 8,651 | 2,745 | 429 | 151 | 106 |
| 65 years..... | 5,534 | 3,663 | 2,553 | 1,838 | 2,931 | 1,825 | 2,021 | 1,446 | 398 | 254 | 2,634 | 1,814 | 486 | 149 | 37 | 22 |
| 66 years..... | 4,627 | 2,667 | 2,543 | 1,575 | 2,079 | 1,092 | 2,176 | 1,350 | 339 | 200 | 1,873 | 1,086 | 239 | 31 | 23 | 9 |
| 67 years..... | 4,342 | 2,526 | 2,416 | 1,421 | 1,926 | 1,105 | 2,055 | 1,190 | 324 | 195 | 1,794 | 1,101 | 169 | 40 | 22 | 19 |
| 68 years..... | 3,944 | 2,251 | 2,213 | 1,285 | 1,731 | 966 | 1,857 | 1,110 | 152 | 102 | 1,604 | 961 | 169 | 28 | 23 | 7 |
| 69 years..... | 3,640 | 2,012 | 2,081 | 1,163 | 1,569 | 849 | 1,813 | 1,002 | 241 | 137 | 1,492 | 843 | 94 | 30 | 21 | 14 |
| 65 to 69 years.. | 22,087 | 13,119 | 11,811 | 7,282 | 10,276 | 5,837 | 9,952 | 6,098 | 1,581 | 938 | 9,397 | 5,805 | 1,157 | 278 | 126 | 71 |
| 70 years..... | 4,294 | 2,750 | 2,253 | 1,369 | 2,041 | 1,381 | 1,833 | 1,077 | 262 | 152 | 1,934 | 1,374 | 265 | 147 | 18 | 13 |
| 71 years..... | 2,763 | 1,464 | 1,601 | 895 | 1,162 | 569 | 1,389 | 783 | 188 | 100 | 1,109 | 569 | 77 | 12 | 12 | 3 |
| 72 years..... | 2,959 | 1,679 | 1,706 | 940 | 1,253 | 639 | 1,497 | 826 | 191 | 98 | 1,207 | 638 | 64 | 17 | 10 | 5 |
| 73 years..... | 2,553 | 1,358 | 1,508 | 781 | 1,050 | 577 | 1,308 | 695 | 185 | 73 | 1,030 | 575 | 35 | 15 | 10 | 8 |
| 74 years..... | 2,176 | 1,291 | 1,253 | 761 | 923 | 530 | 1,100 | 631 | 136 | 61 | 901 | 529 | 39 | 20 | 11 | 11 |
| 70 to 74 years.. | 14,750 | 8,442 | 8,321 | 4,746 | 6,429 | 3,696 | 7,127 | 4,062 | 962 | 484 | 6,181 | 3,685 | 480 | 211 | 61 | 45 |
| 75 years..... | 2,225 | 1,357 | 1,209 | 739 | 1,016 | 618 | 1,007 | 579 | 127 | 77 | 986 | 617 | 105 | 84 | 14 | 9 |
| 76 years..... | 1,675 | 971 | 978 | 559 | 697 | 412 | 849 | 468 | 113 | 32 | 685 | 411 | 23 | 10 | 8 | 4 |
| 77 years..... | 1,300 | 759 | 774 | 464 | 526 | 295 | 665 | 398 | 98 | 60 | 519 | 294 | 18 | 7 | 8 | 5 |
| 78 years..... | 1,151 | 687 | 684 | 389 | 487 | 293 | 632 | 334 | 62 | 33 | 473 | 293 | 34 | 17 | 8 | 9 |
| 79 years..... | 904 | 572 | 543 | 351 | 361 | 221 | 480 | 302 | 50 | 37 | 353 | 221 | 21 | 12 | 9 | 7 |
| 75 to 79 years.. | 7,255 | 4,346 | 4,168 | 2,502 | 3,087 | 1,844 | 3,583 | 2,081 | 455 | 294 | 3,016 | 1,841 | 201 | 130 | 47 | 34 |
| 80 years..... | 1,022 | 755 | 591 | 409 | 431 | 346 | 446 | 278 | 59 | 46 | 421 | 344 | 96 | 87 | 15 | 10 |
| 81 years..... | 595 | 423 | 376 | 276 | 219 | 147 | 309 | 242 | 31 | 31 | 214 | 147 | 11 | 3 | 4 | 3 |
| 82 years..... | 439 | 355 | 290 | 215 | 199 | 140 | 252 | 195 | 61 | 14 | 194 | 140 | 12 | 6 | 3 | 3 |
| 83 years..... | 358 | 262 | 218 | 166 | 140 | 96 | 198 | 142 | 16 | 20 | 138 | 96 | 6 | 4 | 3 | 3 |
| 84 years..... | 300 | 270 | 192 | 179 | 108 | 91 | 166 | 152 | 22 | 17 | 106 | 91 | 6 | 10 | 3 | 6 |
| 80 to 84 years.. | 2,764 | 2,065 | 1,667 | 1,245 | 1,097 | 820 | 1,371 | 1,009 | 189 | 128 | 1,073 | 813 | 131 | 110 | 28 | 22 |
| 85 years..... | 273 | 256 | 154 | 154 | 119 | 102 | 114 | 102 | 17 | 23 | 118 | 102 | 24 | 29 | 1 | 4 |
| 86 years..... | 180 | 136 | 117 | 84 | 63 | 52 | 94 | 75 | 19 | 6 | 61 | 52 | 6 | 3 | 3 | 4 |
| 87 years..... | 139 | 113 | 82 | 80 | 57 | 33 | 70 | 68 | 9 | 10 | 56 | 32 | 4 | 3 | 2 | 1 |
| 88 years..... | 102 | 97 | 75 | 64 | 27 | 33 | 59 | 50 | 14 | 10 | 27 | 32 | 2 | 5 | 1 | 1 |
| 89 years..... | 89 | 83 | 48 | 53 | 41 | 30 | 43 | 43 | 4 | 9 | 40 | 30 | 2 | 1 | 1 | 1 |
| 85 to 89 years.. | 783 | 685 | 476 | 435 | 307 | 250 | 380 | 338 | 63 | 58 | 302 | 248 | 38 | 41 | 7 | 6 |
| 90 years..... | 109 | 98 | 73 | 66 | 36 | 32 | 37 | 34 | 8 | 5 | 35 | 32 | 29 | 27 | 2 | 4 |
| 91 years..... | 29 | 35 | 21 | 25 | 8 | 10 | 18 | 18 | 2 | 6 | 7 | 10 | 2 | 1 | 1 | 1 |
| 92 years..... | 29 | 26 | 18 | 18 | 11 | 8 | 14 | 14 | 3 | 1 | 11 | 7 | 1 | 4 | 3 | 3 |
| 93 years..... | 17 | 22 | 6 | 13 | 11 | 9 | 6 | 10 | 1 | 1 | 11 | 9 | 2 | 2 | 2 | 2 |
| 94 years..... | 12 | 13 | 6 | 5 | 6 | 8 | 6 | 3 | 1 | 1 | 6 | 8 | 1 | 1 | 1 | 1 |
| 90 to 94 years.. | 196 | 194 | 124 | 127 | 72 | 67 | 81 | 79 | 13 | 14 | 70 | 66 | 32 | 35 | 3 | 10 |
| 95 years..... | 21 | 19 | 14 | 8 | 7 | 11 | 7 | 5 | 1 | 1 | 7 | 10 | 6 | 3 | 1 | 1 |
| 96 years..... | 9 | 7 | 7 | 5 | 2 | 2 | 5 | 2 | 1 | 1 | 2 | 2 | 1 | 2 | 1 | 1 |
| 97 years..... | 6 | 6 | 3 | 3 | 3 | 3 | 2 | 1 | 1 | 1 | 3 | 3 | 1 | 1 | 1 | 1 |
| 98 years..... | 9 | 8 | 4 | 3 | 5 | 5 | 1 | 1 | 1 | 1 | 5 | 5 | 2 | 2 | 1 | 1 |
| 99 years..... | 1 | 6 | 1 | 4 | 2 | 2 | 2 | 3 | 1 | 1 | 2 | 2 | 1 | 1 | 1 | 1 |
| 95 to 99 years.. | 46 | 46 | 29 | 23 | 17 | 23 | 15 | 12 | 3 | 3 | 17 | 22 | 11 | 9 | 2 | 2 |
| 100 years and over. | 32 | 36 | 18 | 21 | 14 | 15 | 3 | 3 | 1 | 3 | 11 | 14 | 17 | 16 | 2 | 4 |
| Age unknown.... | 7,414 | 2,760 | 4,574 | 2,159 | 2,840 | 601 | 3,806 | 1,422 | 237 | 186 | 1,734 | 593 | 1,637 | 559 | 74 | 61 |

¹ Persons of negro descent, Chinese, Japanese, and Indians.

² Includes all persons of negro descent.

STATISTICS OF POPULATION.

TABLE 2.—AGES OF THE AGGREGATE POPULATION, CLASSIFIED BY SEX,
COLORADO.

| AGES. | AGGREGATE. | | NATIVE BORN. | | FOREIGN BORN. | | NATIVE WHITE— NATIVE PARENTS. | | NATIVE WHITE— FOREIGN PARENTS. | | FOREIGN WHITE. | | TOTAL COLORED. ¹ | | NEGRO. ² | |
|---------------------|------------|---------------|--------------|---------------|---------------|---------------|----------------------------------|---------------|-----------------------------------|---------------|-------------------|---------------|--------------------------------|---------------|---------------------|---------------|
| | Males. | Fe- males. | Males. | Fe- males. | Males. | Fe- males. | Males. | Fe- males. | Males. | Fe- males. | Males. | Fe- males. | Males. | Fe- males. | Males. | Fe- males. |
| All ages | 295,332 | 244,368 | 239,284 | 209,261 | 56,048 | 35,107 | 168,158 | 143,177 | 65,910 | 61,326 | 55,422 | 35,053 | 5,842 | 4,812 | 4,473 | 4,097 |
| Under 1 month..... | 464 | 485 | 464 | 484 | | 1 | 306 | 300 | 155 | 177 | | 1 | 3 | 7 | 2 | 6 |
| 1 to 2 months..... | 1,142 | 1,016 | 1,141 | 1,014 | | 2 | 724 | 661 | 400 | 337 | | 2 | 17 | 16 | 15 | 12 |
| 3 to 5 months..... | 1,589 | 1,411 | 1,584 | 1,411 | | 5 | 975 | 870 | 585 | 532 | | 5 | 14 | 9 | 13 | 9 |
| 6 to 8 months..... | 1,507 | 1,453 | 1,503 | 1,447 | | 4 | 856 | 897 | 527 | 528 | | 4 | 20 | 22 | 17 | 15 |
| 9 to 11 months..... | 1,479 | 1,404 | 1,473 | 1,399 | | 6 | 941 | 876 | 513 | 501 | | 6 | 19 | 22 | 14 | 17 |
| Under 1 year.. | 6,181 | 5,769 | 6,165 | 5,755 | 16 | 14 | 3,902 | 3,604 | 2,190 | 2,075 | 16 | 14 | 73 | 76 | 61 | 59 |
| 1 year..... | 5,550 | 5,346 | 5,520 | 5,325 | 30 | 21 | 3,478 | 3,392 | 1,969 | 1,873 | 30 | 21 | 73 | 60 | 54 | 47 |
| 2 years..... | 5,747 | 5,658 | 5,704 | 5,608 | 43 | 50 | 3,661 | 3,581 | 1,971 | 2,005 | 43 | 50 | 72 | 72 | 56 | 56 |
| 3 years..... | 5,726 | 5,570 | 5,670 | 5,524 | 56 | 46 | 3,590 | 3,492 | 2,015 | 1,947 | 56 | 46 | 65 | 85 | 54 | 72 |
| 4 years..... | 5,691 | 5,761 | 5,636 | 5,706 | 55 | 55 | 3,563 | 3,576 | 1,995 | 2,072 | 55 | 55 | 78 | 58 | 66 | 50 |
| 1 to 4 years... | 22,714 | 22,335 | 22,530 | 22,163 | 184 | 172 | 14,292 | 13,991 | 7,950 | 7,897 | 184 | 172 | 288 | 275 | 230 | 225 |
| 5 years..... | 5,753 | 5,515 | 5,693 | 5,453 | 60 | 62 | 3,598 | 3,457 | 2,018 | 1,927 | 60 | 62 | 77 | 69 | 57 | 57 |
| 6 years..... | 5,842 | 5,935 | 5,768 | 5,860 | 74 | 75 | 3,672 | 3,731 | 2,020 | 2,049 | 74 | 75 | 76 | 80 | 62 | 66 |
| 7 years..... | 5,876 | 5,852 | 5,781 | 5,762 | 95 | 90 | 3,648 | 3,677 | 2,054 | 2,001 | 95 | 90 | 79 | 84 | 62 | 67 |
| 8 years..... | 5,853 | 5,912 | 5,757 | 5,810 | 96 | 102 | 3,723 | 3,696 | 1,941 | 2,033 | 96 | 102 | 93 | 81 | 68 | 54 |
| 9 years..... | 5,448 | 5,291 | 5,302 | 5,160 | 146 | 131 | 3,375 | 3,287 | 1,846 | 1,774 | 146 | 131 | 81 | 99 | 47 | 75 |
| 5 to 9 years... | 28,772 | 28,505 | 28,301 | 28,045 | 471 | 460 | 18,016 | 17,848 | 9,879 | 9,784 | 471 | 460 | 406 | 413 | 296 | 319 |
| 10 years..... | 5,452 | 5,340 | 5,294 | 5,190 | 158 | 150 | 3,426 | 3,365 | 1,769 | 1,719 | 158 | 150 | 99 | 106 | 63 | 79 |
| 11 years..... | 4,843 | 4,858 | 4,653 | 4,773 | 190 | 185 | 2,980 | 3,077 | 1,601 | 1,615 | 189 | 185 | 73 | 81 | 55 | 60 |
| 12 years..... | 4,939 | 4,934 | 4,723 | 4,755 | 216 | 179 | 3,068 | 3,082 | 1,553 | 1,594 | 216 | 179 | 102 | 79 | 62 | 55 |
| 13 years..... | 4,625 | 4,575 | 4,391 | 4,339 | 234 | 206 | 2,909 | 2,837 | 1,407 | 1,445 | 233 | 206 | 76 | 87 | 48 | 63 |
| 14 years..... | 4,649 | 4,556 | 4,381 | 4,312 | 268 | 244 | 2,839 | 2,864 | 1,449 | 1,381 | 268 | 244 | 93 | 67 | 56 | 52 |
| 10 to 14 years.. | 24,508 | 24,363 | 23,442 | 23,399 | 1,066 | 964 | 15,222 | 15,225 | 7,779 | 7,754 | 1,064 | 964 | 443 | 420 | 284 | 309 |
| 15 years..... | 4,603 | 4,561 | 4,340 | 4,282 | 263 | 279 | 2,919 | 2,819 | 1,332 | 1,372 | 262 | 279 | 90 | 91 | 56 | 61 |
| 16 years..... | 4,505 | 4,725 | 4,214 | 4,432 | 291 | 293 | 2,823 | 2,895 | 1,311 | 1,443 | 290 | 293 | 81 | 94 | 58 | 75 |
| 17 years..... | 4,468 | 4,295 | 4,105 | 4,020 | 363 | 275 | 2,765 | 2,634 | 1,258 | 1,290 | 361 | 275 | 84 | 96 | 53 | 76 |
| 18 years..... | 4,618 | 4,408 | 4,192 | 4,006 | 426 | 402 | 2,885 | 2,754 | 1,218 | 1,160 | 426 | 402 | 89 | 93 | 65 | 79 |
| 19 years..... | 4,446 | 4,356 | 3,916 | 3,838 | 529 | 493 | 2,797 | 2,655 | 1,023 | 1,146 | 526 | 497 | 99 | 88 | 78 | 74 |
| 15 to 19 years.. | 22,639 | 22,375 | 20,767 | 20,628 | 1,872 | 1,747 | 14,189 | 13,757 | 6,142 | 6,411 | 1,865 | 1,745 | 443 | 462 | 310 | 365 |
| 20 years..... | 4,810 | 4,559 | 4,144 | 3,974 | 666 | 585 | 2,974 | 2,806 | 1,079 | 1,074 | 660 | 584 | 97 | 95 | 77 | 33 |
| 21 years..... | 5,058 | 4,235 | 4,234 | 3,641 | 824 | 594 | 3,041 | 2,537 | 1,096 | 1,011 | 817 | 592 | 104 | 95 | 83 | 84 |
| 22 years..... | 5,206 | 4,619 | 4,281 | 3,999 | 925 | 620 | 3,036 | 2,728 | 1,153 | 1,174 | 919 | 618 | 98 | 104 | 82 | 82 |
| 23 years..... | 5,497 | 4,857 | 4,546 | 4,188 | 951 | 669 | 3,258 | 2,810 | 1,210 | 1,265 | 949 | 668 | 80 | 114 | 71 | 103 |
| 24 years..... | 5,433 | 5,116 | 4,576 | 4,276 | 1,067 | 840 | 3,294 | 2,892 | 1,176 | 1,260 | 1,059 | 838 | 114 | 126 | 95 | 104 |
| 20 to 24 years.. | 26,214 | 23,386 | 21,781 | 20,073 | 4,433 | 3,308 | 15,603 | 13,768 | 5,714 | 5,784 | 4,404 | 3,300 | 493 | 534 | 403 | 456 |
| 25 years..... | 5,762 | 4,921 | 4,602 | 4,067 | 1,160 | 854 | 3,302 | 2,746 | 1,180 | 1,201 | 1,156 | 853 | 124 | 121 | 106 | 109 |
| 26 years..... | 5,444 | 4,605 | 4,315 | 3,775 | 1,129 | 830 | 3,087 | 2,478 | 1,103 | 1,186 | 1,123 | 828 | 131 | 113 | 113 | 102 |
| 27 years..... | 5,651 | 4,821 | 4,392 | 3,966 | 1,259 | 855 | 3,099 | 2,691 | 1,171 | 1,153 | 1,255 | 854 | 126 | 123 | 109 | 109 |
| 28 years..... | 5,769 | 4,811 | 4,233 | 3,870 | 1,431 | 941 | 3,034 | 2,659 | 1,141 | 1,098 | 1,479 | 941 | 115 | 113 | 103 | 107 |
| 29 years..... | 5,298 | 4,253 | 4,031 | 3,838 | 1,267 | 865 | 2,822 | 2,299 | 1,035 | 975 | 1,258 | 865 | 133 | 114 | 114 | 101 |
| 25 to 29 years.. | 27,924 | 23,411 | 21,628 | 19,066 | 6,296 | 4,345 | 15,344 | 12,873 | 5,680 | 5,613 | 6,271 | 4,341 | 629 | 584 | 544 | 528 |
| 30 years..... | 6,940 | 5,351 | 5,078 | 4,269 | 1,862 | 1,112 | 3,698 | 2,968 | 1,220 | 1,156 | 1,845 | 1,109 | 177 | 148 | 151 | 138 |
| 31 years..... | 4,915 | 3,923 | 3,561 | 3,100 | 1,354 | 823 | 2,635 | 2,153 | 933 | 867 | 1,348 | 822 | 99 | 81 | 81 | 76 |
| 32 years..... | 5,621 | 4,268 | 3,987 | 3,269 | 1,634 | 999 | 2,902 | 2,272 | 969 | 905 | 1,618 | 996 | 132 | 95 | 111 | 88 |
| 33 years..... | 5,232 | 4,177 | 3,671 | 3,129 | 1,561 | 1,043 | 2,691 | 2,206 | 882 | 834 | 1,545 | 1,046 | 114 | 91 | 93 | 84 |
| 34 years..... | 5,407 | 4,074 | 3,723 | 3,023 | 1,684 | 1,051 | 2,569 | 2,016 | 1,052 | 918 | 1,662 | 1,051 | 124 | 89 | 94 | 83 |
| 30 to 34 years.. | 28,115 | 21,823 | 20,020 | 16,790 | 8,095 | 5,033 | 14,395 | 11,615 | 5,056 | 4,680 | 8,018 | 5,024 | 646 | 504 | 530 | 469 |
| 35 years..... | 6,165 | 4,432 | 4,171 | 3,216 | 1,994 | 1,216 | 2,977 | 2,209 | 1,060 | 901 | 1,966 | 1,214 | 162 | 108 | 131 | 100 |
| 36 years..... | 5,182 | 3,795 | 3,453 | 2,794 | 1,729 | 1,001 | 2,435 | 1,972 | 937 | 750 | 1,702 | 1,001 | 108 | 72 | 80 | 69 |
| 37 years..... | 5,095 | 3,571 | 3,473 | 2,643 | 1,622 | 923 | 2,475 | 1,803 | 920 | 765 | 1,604 | 922 | 96 | 81 | 75 | 76 |
| 38 years..... | 5,683 | 3,947 | 3,970 | 3,031 | 1,713 | 916 | 2,811 | 2,116 | 1,048 | 820 | 1,689 | 913 | 135 | 98 | 104 | 94 |
| 39 years..... | 5,355 | 3,811 | 3,829 | 2,934 | 1,526 | 877 | 2,738 | 1,963 | 995 | 868 | 1,495 | 875 | 127 | 105 | 89 | 97 |
| 35 to 39 years.. | 27,480 | 19,556 | 18,396 | 14,623 | 8,584 | 4,933 | 13,436 | 10,063 | 4,960 | 4,104 | 8,456 | 4,925 | 628 | 464 | 479 | 436 |
| 40 years..... | 6,650 | 4,293 | 4,487 | 3,264 | 2,163 | 1,029 | 3,262 | 2,273 | 1,094 | 867 | 2,123 | 1,028 | 171 | 125 | 126 | 112 |
| 41 years..... | 4,315 | 2,744 | 3,096 | 2,053 | 1,219 | 676 | 2,220 | 1,433 | 801 | 551 | 1,197 | 676 | 97 | 34 | 71 | 31 |
| 42 years..... | 4,554 | 2,971 | 3,146 | 2,222 | 1,408 | 749 | 2,245 | 1,601 | 822 | 571 | 1,375 | 749 | 112 | 50 | 77 | 49 |
| 43 years..... | 4,014 | 2,758 | 2,807 | 2,074 | 1,207 | 634 | 1,999 | 1,432 | 748 | 537 | 1,193 | 633 | 69 | 56 | 60 | 52 |
| 44 years..... | 3,307 | 2,549 | 2,640 | 1,902 | 1,167 | 647 | 1,906 | 1,343 | 668 | 506 | 1,150 | 647 | 33 | 48 | 63 | 43 |
| 40 to 44 years.. | 23,340 | 15,315 | 16,176 | 11,530 | 7,164 | 3,785 | 11,632 | 8,137 | 4,133 | 3,032 | 7,043 | 3,783 | 532 | 313 | 397 | 237 |
| 45 years..... | 4,669 | 2,941 | 3,121 | 2,119 | 1,548 | 822 | 2,304 | 1,557 | 731 | 438 | 1,520 | 819 | 114 | 77 | 81 | 66 |
| 46 years..... | 3,450 | 2,202 | 2,394 | 1,642 | 1,056 | 560 | 1,772 | 1,254 | 551 | 332 | 1,043 | 559 | 84 | 27 | 70 | 22 |
| 47 years..... | 3,180 | 2,033 | 2,221 | 1,543 | 959 | 540 | 1,657 | 1,139 | 515 | 361 | 941 | 539 | 67 | 44 | 44 | 39 |
| 48 years..... | 3,239 | 2,133 | 2,204 | 1,533 | 1,035 | 600 | 1,666 | 1,134 | 484 | 310 | 1,017 | 537 | 72 | 47 | 53 | 36 |
| 49 years..... | 2,918 | 1,939 | 1,947 | 1,402 | 971 | 537 | 1,463 | 1,100 | 430 | 252 | 957 | 537 | 63 | 50 | 49 | 36 |
| 45 to 49 years.. | 17,456 | 11,303 | 11,387 | 8,244 | 5,569 | 3,059 | 8,862 | 6,234 | 2,711 | 1,773 | 5,473 | 3,051 | 405 | 245 | 297 | 199 |

¹ Persons of negro descent, Chinese, Japanese, and Indians.² Includes all persons of negro descent.

GENERAL NATIVITY, AND COLOR, BY STATES AND TERRITORIES: 1900—Continued.

COLORADO.

| AGES. | AGGREGATE. | | NATIVE BORN. | | FOREIGN BORN. | | NATIVE WHITE— NATIVE PARENTS. | | NATIVE WHITE— FOREIGN PARENTS. | | FOREIGN WHITE. | | TOTAL COLORED. ¹ | | NEGRO. ² | |
|---------------------|------------|---------------|--------------|---------------|---------------|---------------|----------------------------------|---------------|-----------------------------------|---------------|-------------------|---------------|--------------------------------|---------------|---------------------|---------------|
| | Males. | Fe- males. | Males. | Fe- males. | Males. | Fe- males. | Males. | Fe- males. | Males. | Fe- males. | Males. | Fe- males. | Males. | Fe- males. | Males. | Fe- males. |
| 50 years..... | 3,974 | 2,519 | 2,611 | 1,799 | 1,363 | 720 | 2,057 | 1,448 | 459 | 289 | 1,387 | 717 | 121 | 65 | 83 | 57 |
| 51 years..... | 2,486 | 1,552 | 1,635 | 1,127 | 801 | 425 | 1,272 | 898 | 534 | 210 | 783 | 424 | 47 | 20 | 29 | 17 |
| 52 years..... | 2,706 | 1,691 | 1,828 | 1,213 | 878 | 478 | 1,433 | 966 | 364 | 223 | 865 | 476 | 44 | 26 | 31 | 22 |
| 53 years..... | 2,179 | 1,460 | 1,429 | 1,051 | 750 | 409 | 1,144 | 850 | 250 | 164 | 739 | 406 | 46 | 40 | 32 | 33 |
| 54 years..... | 2,108 | 1,505 | 1,372 | 1,068 | 736 | 437 | 1,103 | 886 | 288 | 149 | 725 | 436 | 42 | 34 | 28 | 28 |
| 50 to 54 years.. | 13,403 | 8,727 | 8,875 | 6,258 | 4,528 | 2,469 | 7,009 | 5,048 | 1,645 | 1,035 | 4,449 | 2,459 | 300 | 185 | 203 | 157 |
| 55 years..... | 2,358 | 1,572 | 1,535 | 1,141 | 823 | 431 | 1,237 | 947 | 251 | 157 | 808 | 430 | 62 | 38 | 33 | 32 |
| 56 years..... | 2,024 | 1,372 | 1,330 | 981 | 694 | 391 | 1,116 | 826 | 172 | 140 | 685 | 390 | 51 | 16 | 35 | 15 |
| 57 years..... | 1,702 | 1,138 | 1,144 | 823 | 558 | 315 | 932 | 692 | 176 | 114 | 551 | 315 | 43 | 17 | 32 | 14 |
| 58 years..... | 1,532 | 1,131 | 1,020 | 800 | 512 | 331 | 828 | 634 | 159 | 98 | 509 | 331 | 36 | 13 | 27 | 16 |
| 59 years..... | 1,459 | 1,081 | 965 | 742 | 494 | 289 | 804 | 631 | 182 | 95 | 491 | 288 | 32 | 17 | 23 | 13 |
| 55 to 59 years.. | 9,075 | 6,244 | 5,994 | 4,487 | 3,081 | 1,757 | 4,917 | 3,780 | 890 | 604 | 3,044 | 1,764 | 224 | 106 | 155 | 90 |
| 60 years..... | 1,787 | 1,287 | 1,173 | 886 | 614 | 401 | 937 | 742 | 144 | 109 | 608 | 401 | 48 | 35 | 32 | 29 |
| 61 years..... | 1,056 | 751 | 709 | 539 | 347 | 212 | 598 | 481 | 101 | 54 | 346 | 212 | 11 | 4 | 8 | 4 |
| 62 years..... | 1,217 | 894 | 848 | 633 | 369 | 201 | 729 | 550 | 106 | 74 | 366 | 201 | 16 | 9 | 13 | 8 |
| 63 years..... | 1,120 | 815 | 780 | 585 | 340 | 230 | 659 | 518 | 112 | 62 | 334 | 230 | 15 | 5 | 10 | 4 |
| 64 years..... | 1,036 | 668 | 717 | 469 | 319 | 199 | 605 | 398 | 99 | 60 | 316 | 199 | 16 | 11 | 11 | 8 |
| 60 to 64 years.. | 6,216 | 4,355 | 4,227 | 3,112 | 1,989 | 1,243 | 3,578 | 2,689 | 562 | 359 | 1,970 | 1,243 | 106 | 64 | 74 | 53 |
| 65 years..... | 1,081 | 753 | 751 | 533 | 330 | 220 | 650 | 466 | 33 | 50 | 329 | 220 | 19 | 17 | 14 | 14 |
| 66 years..... | 874 | 618 | 618 | 423 | 256 | 185 | 546 | 373 | 62 | 49 | 256 | 185 | 10 | 6 | 9 | 6 |
| 67 years..... | 802 | 592 | 562 | 390 | 240 | 172 | 433 | 329 | 74 | 50 | 238 | 172 | 7 | 11 | 5 | 7 |
| 68 years..... | 672 | 456 | 472 | 317 | 200 | 139 | 416 | 286 | 47 | 23 | 199 | 139 | 10 | 8 | 8 | 7 |
| 69 years..... | 588 | 439 | 414 | 313 | 174 | 126 | 374 | 264 | 30 | 40 | 174 | 126 | 10 | 9 | 8 | 6 |
| 65 to 69 years.. | 4,017 | 2,823 | 2,817 | 1,981 | 1,200 | 842 | 2,469 | 1,718 | 296 | 212 | 1,196 | 842 | 56 | 51 | 44 | 40 |
| 70 years..... | 619 | 491 | 395 | 315 | 224 | 176 | 357 | 276 | 29 | 24 | 224 | 176 | 9 | 15 | 8 | 12 |
| 71 years..... | 403 | 306 | 292 | 229 | 111 | 77 | 257 | 206 | 34 | 20 | 110 | 77 | 2 | 3 | 1 | 3 |
| 72 years..... | 456 | 344 | 305 | 242 | 151 | 102 | 269 | 219 | 34 | 15 | 151 | 102 | 2 | 3 | 2 | 3 |
| 73 years..... | 343 | 273 | 243 | 202 | 100 | 71 | 214 | 184 | 24 | 13 | 100 | 71 | 5 | 5 | 4 | 4 |
| 74 years..... | 293 | 253 | 200 | 184 | 93 | 69 | 180 | 171 | 16 | 10 | 92 | 69 | 5 | 3 | 3 | 3 |
| 70 to 74 years.. | 2,114 | 1,667 | 1,435 | 1,172 | 679 | 495 | 1,277 | 1,056 | 137 | 82 | 677 | 495 | 23 | 34 | 18 | 30 |
| 75 years..... | 309 | 279 | 201 | 186 | 108 | 93 | 177 | 157 | 19 | 24 | 108 | 93 | 5 | 5 | 4 | 5 |
| 76 years..... | 247 | 177 | 175 | 121 | 72 | 56 | 158 | 112 | 17 | 8 | 72 | 56 | 1 | 1 | 1 | 1 |
| 77 years..... | 200 | 165 | 140 | 126 | 60 | 39 | 126 | 114 | 14 | 12 | 59 | 39 | 1 | 1 | 1 | 1 |
| 78 years..... | 155 | 141 | 109 | 106 | 46 | 35 | 90 | 100 | 16 | 5 | 46 | 35 | 3 | 1 | 3 | 1 |
| 79 years..... | 156 | 110 | 105 | 86 | 51 | 24 | 90 | 77 | 13 | 5 | 51 | 24 | 2 | 4 | 2 | 3 |
| 75 to 79 years.. | 1,067 | 872 | 730 | 625 | 337 | 247 | 641 | 560 | 79 | 54 | 336 | 247 | 11 | 11 | 9 | 9 |
| 80 years..... | 132 | 126 | 85 | 86 | 47 | 40 | 74 | 74 | 10 | 8 | 46 | 40 | 2 | 4 | 1 | 4 |
| 81 years..... | 82 | 80 | 52 | 55 | 30 | 25 | 42 | 50 | 10 | 5 | 30 | 25 | 1 | 1 | 1 | 1 |
| 82 years..... | 81 | 69 | 56 | 50 | 25 | 19 | 51 | 44 | 5 | 5 | 24 | 19 | 1 | 1 | 1 | 1 |
| 83 years..... | 57 | 57 | 45 | 42 | 12 | 15 | 42 | 38 | 3 | 3 | 12 | 15 | 1 | 1 | 1 | 1 |
| 84 years..... | 47 | 51 | 33 | 36 | 14 | 15 | 27 | 27 | 4 | 8 | 14 | 15 | 2 | 1 | 2 | 1 |
| 80 to 84 years.. | 399 | 383 | 271 | 269 | 128 | 114 | 236 | 233 | 32 | 29 | 126 | 114 | 5 | 7 | 4 | 7 |
| 85 years..... | 38 | 37 | 31 | 26 | 7 | 11 | 28 | 20 | 3 | 2 | 7 | 11 | 1 | 4 | 1 | 2 |
| 86 years..... | 20 | 30 | 14 | 27 | 6 | 3 | 13 | 22 | 1 | 4 | 6 | 3 | 1 | 1 | 1 | 1 |
| 87 years..... | 18 | 19 | 10 | 10 | 8 | 9 | 7 | 8 | 3 | 2 | 8 | 9 | 1 | 1 | 1 | 1 |
| 88 years..... | 18 | 15 | 14 | 10 | 4 | 5 | 14 | 9 | 1 | 1 | 4 | 5 | 1 | 1 | 1 | 1 |
| 89 years..... | 11 | 13 | 8 | 7 | 3 | 6 | 8 | 6 | 1 | 1 | 3 | 6 | 1 | 1 | 1 | 1 |
| 85 to 89 years.. | 105 | 114 | 77 | 80 | 28 | 34 | 70 | 65 | 7 | 9 | 28 | 34 | 1 | 6 | 1 | 2 |
| 90 years..... | 14 | 17 | 10 | 12 | 4 | 5 | 8 | 12 | 2 | 1 | 4 | 5 | 1 | 1 | 1 | 1 |
| 91 years..... | 3 | 5 | 3 | 5 | 1 | 1 | 3 | 4 | 1 | 1 | 3 | 4 | 1 | 1 | 1 | 1 |
| 92 years..... | 7 | 1 | 4 | 1 | 3 | 1 | 4 | 1 | 1 | 1 | 4 | 1 | 1 | 1 | 1 | 1 |
| 93 years..... | 5 | 4 | 3 | 1 | 2 | 3 | 3 | 1 | 1 | 1 | 2 | 3 | 1 | 1 | 1 | 1 |
| 94 years..... | 2 | 3 | 2 | 2 | 1 | 1 | 2 | 1 | 1 | 1 | 2 | 1 | 1 | 1 | 1 | 1 |
| 90 to 94 years.. | 31 | 30 | 22 | 21 | 9 | 9 | 20 | 19 | 2 | 1 | 9 | 9 | 1 | 1 | 1 | 1 |
| 95 years..... | 2 | 5 | 1 | 5 | 1 | 1 | 4 | 2 | 1 | 1 | 1 | 1 | 1 | 1 | 1 | 1 |
| 96 years..... | 1 | 2 | 1 | 1 | 1 | 1 | 1 | 1 | 1 | 1 | 1 | 1 | 1 | 1 | 1 | 1 |
| 97 years..... | 1 | 1 | 1 | 1 | 1 | 1 | 1 | 1 | 1 | 1 | 1 | 1 | 1 | 1 | 1 | 1 |
| 98 years..... | 1 | 2 | 1 | 1 | 1 | 1 | 1 | 1 | 1 | 1 | 1 | 1 | 1 | 1 | 1 | 1 |
| 99 years..... | 3 | 1 | 1 | 1 | 2 | 1 | 1 | 1 | 1 | 1 | 2 | 1 | 1 | 1 | 1 | 1 |
| 95 to 99 years.. | 7 | 10 | 3 | 9 | 4 | 1 | 2 | 8 | 1 | 1 | 4 | 1 | 1 | 1 | 1 | 1 |
| 100 years and over. | 4 | 3 | 2 | 3 | 2 | 1 | 2 | 3 | 1 | 1 | 2 | 1 | 1 | 1 | 1 | 1 |
| Age unknown.... | 3,551 | 999 | 3,238 | 923 | 313 | 76 | 3,044 | 833 | 66 | 34 | 311 | 76 | 180 | 56 | 129 | 55 |

¹ Persons of negro descent, Chinese, Japanese, and Indians.

² Includes all persons of negro descent.

STATISTICS OF POPULATION.

TABLE 2.—AGES OF THE AGGREGATE POPULATION, CLASSIFIED BY SEX.

CONNECTICUT.

| AGES. | AGGREGATE. | | NATIVE BORN. | | FOREIGN BORN. | | NATIVE WHITE— NATIVE PARENTS. | | NATIVE WHITE— FOREIGN PARENTS. | | FOREIGN WHITE. | | TOTAL COLORED. ¹ | | NEGRO. ² | |
|--------------------------|------------|---------------|--------------|---------------|---------------|---------------|----------------------------------|---------------|-----------------------------------|---------------|-------------------|---------------|--------------------------------|---------------|---------------------|---------------|
| | Males. | Fe- males. | Males. | Fe- males. | Males. | Fe- males. | Males. | Fe- males. | Males. | Fe- males. | Males. | Fe- males. | Males. | Fe- males. | Males. | Fe- males. |
| All ages | 454,294 | 454,126 | 330,756 | 339,454 | 123,588 | 114,672 | 184,425 | 188,358 | 139,111 | 143,134 | 122,817 | 114,579 | 7,941 | 8,055 | 7,247 | 7,979 |
| Under 1 month | 882 | 870 | 880 | 867 | 2 | 3 | 316 | 324 | 548 | 538 | 2 | 3 | 16 | 5 | 14 | 5 |
| 1 to 2 months | 1,590 | 1,641 | 1,585 | 1,633 | 5 | 8 | 573 | 594 | 987 | 1,008 | 5 | 8 | 25 | 31 | 25 | 30 |
| 3 to 5 months | 2,566 | 2,490 | 2,550 | 2,488 | 16 | 7 | 968 | 916 | 1,530 | 1,530 | 16 | 7 | 52 | 37 | 52 | 37 |
| 6 to 8 months | 2,467 | 2,391 | 2,448 | 2,370 | 19 | 21 | 919 | 929 | 1,488 | 1,406 | 19 | 21 | 41 | 35 | 41 | 35 |
| 9 to 11 months | 2,442 | 2,435 | 2,430 | 2,420 | 12 | 15 | 976 | 986 | 1,420 | 1,404 | 12 | 15 | 34 | 30 | 34 | 29 |
| Under 1 year | 9,947 | 9,827 | 9,893 | 9,773 | 54 | 54 | 3,752 | 3,749 | 5,973 | 5,886 | 54 | 54 | 468 | 438 | 466 | 436 |
| 1 year | 8,662 | 8,791 | 8,551 | 8,683 | 111 | 108 | 3,460 | 3,384 | 4,969 | 5,169 | 111 | 108 | 122 | 130 | 120 | 130 |
| 2 years | 9,067 | 9,076 | 8,910 | 8,953 | 157 | 123 | 3,546 | 3,447 | 5,212 | 5,319 | 157 | 123 | 152 | 137 | 148 | 135 |
| 3 years | 9,558 | 9,153 | 9,164 | 8,955 | 194 | 198 | 3,073 | 3,047 | 5,845 | 5,152 | 194 | 198 | 146 | 156 | 146 | 155 |
| 4 years | 8,958 | 8,933 | 8,700 | 8,713 | 253 | 240 | 3,533 | 3,524 | 5,033 | 5,033 | 253 | 239 | 134 | 137 | 133 | 136 |
| 1 to 4 years | 36,045 | 35,973 | 33,325 | 33,304 | 720 | 669 | 14,212 | 14,052 | 20,559 | 20,693 | 720 | 668 | 554 | 560 | 547 | 556 |
| 5 years | 8,963 | 8,821 | 8,664 | 8,537 | 299 | 284 | 3,667 | 3,503 | 4,861 | 4,897 | 298 | 284 | 137 | 137 | 137 | 136 |
| 6 years | 8,956 | 8,860 | 8,655 | 8,537 | 301 | 323 | 3,577 | 3,548 | 4,941 | 4,839 | 301 | 323 | 137 | 150 | 136 | 146 |
| 7 years | 8,834 | 8,706 | 8,477 | 8,317 | 357 | 339 | 3,687 | 3,556 | 4,661 | 4,628 | 357 | 337 | 139 | 135 | 127 | 134 |
| 8 years | 8,331 | 8,473 | 7,869 | 8,005 | 462 | 468 | 3,497 | 3,523 | 4,260 | 4,346 | 462 | 468 | 112 | 136 | 112 | 134 |
| 9 years | 8,088 | 8,142 | 7,485 | 7,541 | 603 | 601 | 3,324 | 3,387 | 4,045 | 4,038 | 602 | 601 | 117 | 116 | 117 | 113 |
| 5 to 9 years | 43,172 | 43,002 | 41,150 | 40,937 | 2,022 | 2,065 | 17,752 | 17,517 | 22,768 | 22,748 | 2,020 | 2,063 | 632 | 674 | 629 | 663 |
| 10 years | 8,075 | 8,090 | 7,410 | 7,423 | 665 | 667 | 3,439 | 3,367 | 3,850 | 3,950 | 663 | 666 | 123 | 107 | 120 | 107 |
| 11 years | 7,641 | 7,473 | 6,954 | 6,836 | 637 | 637 | 3,249 | 3,131 | 3,598 | 3,575 | 637 | 637 | 107 | 130 | 105 | 129 |
| 12 years | 7,657 | 7,700 | 6,827 | 6,906 | 830 | 794 | 3,214 | 3,207 | 3,480 | 3,568 | 829 | 794 | 134 | 131 | 131 | 128 |
| 13 years | 7,189 | 7,152 | 6,409 | 6,344 | 780 | 808 | 3,106 | 3,037 | 3,192 | 3,136 | 777 | 808 | 114 | 121 | 110 | 121 |
| 14 years | 7,759 | 7,619 | 6,694 | 6,529 | 1,065 | 1,090 | 3,247 | 3,095 | 3,345 | 3,308 | 1,064 | 1,090 | 103 | 126 | 100 | 125 |
| 10 to 14 years | 38,321 | 38,034 | 34,294 | 34,038 | 4,027 | 3,996 | 16,255 | 15,837 | 17,465 | 17,587 | 4,020 | 3,995 | 531 | 615 | 566 | 610 |
| 15 years | 7,513 | 7,673 | 6,350 | 6,464 | 1,163 | 1,209 | 3,103 | 3,082 | 3,135 | 3,259 | 1,163 | 1,206 | 112 | 126 | 109 | 125 |
| 16 years | 7,623 | 7,750 | 6,376 | 6,376 | 1,247 | 1,374 | 3,080 | 3,079 | 3,144 | 3,151 | 1,246 | 1,373 | 153 | 147 | 149 | 147 |
| 17 years | 7,407 | 7,761 | 6,030 | 6,169 | 1,377 | 1,592 | 3,010 | 3,020 | 2,894 | 2,932 | 1,374 | 1,591 | 129 | 158 | 126 | 158 |
| 18 years | 7,789 | 8,076 | 6,068 | 6,009 | 1,721 | 2,067 | 3,150 | 3,036 | 2,823 | 2,900 | 1,720 | 2,064 | 96 | 176 | 93 | 174 |
| 19 years | 7,787 | 7,958 | 5,989 | 5,374 | 1,798 | 2,034 | 3,110 | 2,931 | 2,745 | 2,776 | 1,790 | 2,081 | 142 | 220 | 135 | 219 |
| 15 to 19 years | 38,119 | 39,218 | 30,813 | 30,892 | 7,306 | 8,326 | 15,453 | 15,098 | 14,741 | 14,978 | 7,293 | 8,315 | 632 | 827 | 612 | 823 |
| 20 years | 8,350 | 8,385 | 6,033 | 6,197 | 2,317 | 2,638 | 3,233 | 3,120 | 2,650 | 2,857 | 2,307 | 2,638 | 160 | 220 | 151 | 218 |
| 21 years | 8,534 | 8,123 | 6,376 | 5,797 | 2,158 | 2,326 | 3,316 | 2,817 | 2,908 | 2,778 | 2,149 | 2,324 | 161 | 204 | 154 | 203 |
| 22 years | 8,311 | 9,116 | 6,158 | 6,294 | 2,653 | 2,822 | 3,146 | 2,995 | 2,847 | 3,081 | 2,642 | 2,821 | 176 | 219 | 161 | 217 |
| 23 years | 8,589 | 9,164 | 5,850 | 6,301 | 2,739 | 2,863 | 2,991 | 3,045 | 2,690 | 3,040 | 2,730 | 2,860 | 178 | 219 | 164 | 218 |
| 24 years | 9,087 | 9,427 | 5,953 | 6,366 | 3,034 | 3,061 | 3,050 | 3,023 | 2,745 | 3,123 | 3,070 | 3,054 | 172 | 227 | 158 | 226 |
| 20 to 24 years | 43,321 | 44,715 | 30,370 | 30,955 | 12,951 | 13,760 | 15,736 | 15,000 | 13,840 | 14,879 | 12,898 | 13,747 | 847 | 1,089 | 788 | 1,082 |
| 25 years | 9,513 | 9,622 | 6,035 | 6,385 | 3,478 | 3,237 | 3,013 | 3,108 | 2,854 | 3,061 | 3,453 | 3,236 | 193 | 217 | 167 | 217 |
| 26 years | 8,740 | 8,723 | 5,650 | 5,363 | 3,090 | 2,853 | 2,862 | 2,905 | 2,628 | 2,783 | 3,066 | 2,852 | 184 | 183 | 161 | 183 |
| 27 years | 8,513 | 8,573 | 5,540 | 5,702 | 3,278 | 2,871 | 2,831 | 2,803 | 2,550 | 2,732 | 3,259 | 2,866 | 178 | 172 | 163 | 170 |
| 28 years | 9,180 | 8,687 | 5,454 | 5,591 | 3,726 | 3,096 | 2,865 | 2,702 | 2,422 | 2,719 | 3,694 | 3,095 | 199 | 171 | 165 | 170 |
| 29 years | 8,046 | 7,689 | 5,000 | 5,063 | 3,046 | 2,621 | 2,697 | 2,582 | 2,136 | 2,321 | 3,025 | 2,621 | 188 | 165 | 166 | 164 |
| 25 to 29 years | 44,297 | 43,294 | 27,679 | 28,614 | 16,613 | 14,630 | 14,263 | 14,100 | 12,690 | 13,616 | 16,497 | 14,670 | 942 | 908 | 822 | 904 |
| 30 years | 10,343 | 9,589 | 5,974 | 5,901 | 4,869 | 3,633 | 3,194 | 3,043 | 2,599 | 2,637 | 4,317 | 3,636 | 233 | 218 | 187 | 218 |
| 31 years | 8,523 | 6,366 | 4,073 | 4,395 | 2,450 | 1,971 | 2,298 | 2,343 | 1,637 | 1,940 | 2,431 | 1,971 | 107 | 107 | 92 | 106 |
| 32 years | 7,977 | 7,698 | 4,714 | 4,942 | 3,263 | 2,756 | 2,537 | 2,669 | 2,002 | 2,151 | 3,240 | 2,752 | 138 | 126 | 117 | 124 |
| 33 years | 7,179 | 6,847 | 4,216 | 4,390 | 2,983 | 2,457 | 2,371 | 2,435 | 1,751 | 1,850 | 2,939 | 2,436 | 113 | 106 | 96 | 106 |
| 34 years | 7,132 | 6,627 | 4,131 | 4,191 | 3,001 | 2,436 | 2,342 | 2,239 | 1,675 | 1,843 | 2,973 | 2,434 | 137 | 111 | 115 | 108 |
| 30 to 34 years | 39,654 | 37,127 | 23,108 | 23,819 | 16,546 | 13,308 | 12,802 | 12,739 | 9,714 | 10,421 | 16,405 | 13,299 | 733 | 668 | 607 | 662 |
| 35 years | 8,678 | 7,565 | 4,618 | 4,590 | 4,060 | 2,975 | 2,522 | 2,439 | 1,968 | 2,002 | 4,025 | 2,974 | 163 | 150 | 132 | 150 |
| 36 years | 6,735 | 6,330 | 3,793 | 3,854 | 2,942 | 2,476 | 2,154 | 2,167 | 1,539 | 1,585 | 2,905 | 2,473 | 137 | 105 | 104 | 103 |
| 37 years | 6,190 | 6,185 | 3,611 | 3,394 | 2,579 | 2,291 | 2,142 | 2,231 | 1,393 | 1,574 | 2,563 | 2,239 | 92 | 91 | 77 | 90 |
| 38 years | 7,327 | 6,760 | 4,198 | 4,342 | 3,129 | 2,418 | 2,447 | 2,456 | 1,637 | 1,757 | 3,097 | 2,416 | 146 | 131 | 113 | 131 |
| 39 years | 6,391 | 6,184 | 4,035 | 4,164 | 2,356 | 2,020 | 2,394 | 2,466 | 1,532 | 1,565 | 2,345 | 2,015 | 120 | 138 | 111 | 137 |
| 35 to 39 years | 35,321 | 33,024 | 20,255 | 20,844 | 15,066 | 12,180 | 11,659 | 11,759 | 8,069 | 8,483 | 14,935 | 12,167 | 658 | 615 | 542 | 611 |
| 40 years | 8,375 | 7,667 | 4,833 | 4,704 | 3,992 | 2,963 | 2,846 | 2,803 | 1,872 | 1,733 | 3,952 | 2,962 | 205 | 169 | 167 | 167 |
| 41 years | 4,322 | 4,619 | 3,154 | 3,253 | 1,668 | 1,366 | 1,976 | 2,055 | 1,114 | 1,132 | 1,651 | 1,365 | 81 | 67 | 66 | 67 |
| 42 years | 5,954 | 5,626 | 3,721 | 3,805 | 2,233 | 1,821 | 2,382 | 2,381 | 1,257 | 1,305 | 2,203 | 1,820 | 127 | 120 | 103 | 120 |
| 43 years | 5,015 | 4,923 | 3,239 | 3,373 | 1,726 | 1,550 | 2,182 | 2,155 | 1,042 | 1,132 | 1,714 | 1,550 | 77 | 86 | 68 | 86 |
| 44 years | 4,361 | 4,323 | 3,039 | 3,206 | 1,772 | 1,617 | 2,077 | 2,166 | 956 | 954 | 1,762 | 1,615 | 66 | 88 | 56 | 87 |
| 40 to 44 years | 29,527 | 27,658 | 18,136 | 18,341 | 11,391 | 9,317 | 11,443 | 11,560 | 6,241 | 6,256 | 11,287 | 9,312 | 556 | 530 | 460 | 527 |
| 45 years | 6,449 | 5,703 | 3,669 | 3,503 | 2,780 | 2,200 | 2,433 | 2,343 | 1,113 | 1,049 | 2,762 | 2,199 | 136 | 112 | 121 | 110 |
| 46 years | 4,465 | 4,311 | 2,859 | 2,916 | 1,606 | 1,395 | 2,060 | 2,068 | 732 | 773 | 1,590 | 1,395 | 33 | 75 | 69 | 74 |
| 47 years | 4,242 | 4,253 | 2,730 | 2,840 | 1,512 | 1,413 | 2,024 | 2,126 | 623 | 644 | 1,502 | 1,413 | 33 | 70 | 79 | 68 |
| 48 years | 4,505 | 4,675 | 2,653 | 2,838 | 1,352 | | | | | | | | | | | |

GENERAL NATIVITY, AND COLOR, BY STATES AND TERRITORIES: 1900—Continued.

CONNECTICUT.

| AGES. | AGGREGATE. | | NATIVE BORN. | | FOREIGN BORN. | | NATIVE WHITE— NATIVE PARENTS. | | NATIVE WHITE— FOREIGN PARENTS. | | FOREIGN WHITE. | | TOTAL COLORED. ¹ | | NEGRO. ² | |
|---------------------|------------|---------------|--------------|---------------|---------------|---------------|----------------------------------|---------------|-----------------------------------|---------------|-------------------|---------------|--------------------------------|---------------|---------------------|---------------|
| | Males. | Fe- males. | Males. | Fe- males. | Males. | Fe- males. | Males. | Fe- males. | Males. | Fe- males. | Males. | Fe- males. | Males. | Fe- males. | Males. | Fe- males. |
| 50 years..... | 6,173 | 5,329 | 3,191 | 3,074 | 2,982 | 2,755 | 2,439 | 2,439 | 574 | 518 | 2,968 | 2,752 | 142 | 120 | 180 | 116 |
| 51 years..... | 3,320 | 3,219 | 2,080 | 2,112 | 1,240 | 1,107 | 1,742 | 1,802 | 291 | 270 | 1,233 | 1,103 | 54 | 44 | 49 | 41 |
| 52 years..... | 4,029 | 3,903 | 2,337 | 2,415 | 1,692 | 1,488 | 1,959 | 2,040 | 312 | 321 | 1,684 | 1,486 | 74 | 56 | 66 | 56 |
| 53 years..... | 3,518 | 3,477 | 2,163 | 2,191 | 1,355 | 1,286 | 1,875 | 1,884 | 237 | 255 | 1,347 | 1,286 | 59 | 52 | 53 | 52 |
| 54 years..... | 3,448 | 3,642 | 2,036 | 2,300 | 1,412 | 1,342 | 1,748 | 1,975 | 233 | 286 | 1,403 | 1,340 | 59 | 41 | 52 | 40 |
| 50 to 54 years.. | 20,488 | 20,070 | 11,807 | 12,092 | 8,681 | 7,978 | 9,813 | 10,140 | 1,652 | 1,650 | 8,635 | 7,967 | 388 | 313 | 350 | 305 |
| 55 years..... | 4,104 | 4,232 | 2,213 | 2,411 | 1,891 | 1,821 | 1,837 | 2,100 | 256 | 250 | 1,884 | 1,818 | 77 | 64 | 72 | 64 |
| 56 years..... | 3,209 | 3,358 | 1,964 | 2,153 | 1,245 | 1,205 | 1,717 | 1,907 | 190 | 215 | 1,240 | 1,204 | 62 | 62 | 60 | 31 |
| 57 years..... | 2,758 | 3,094 | 1,759 | 2,074 | 999 | 1,020 | 1,554 | 1,855 | 171 | 188 | 996 | 1,019 | 37 | 32 | 34 | 32 |
| 58 years..... | 2,807 | 3,082 | 1,681 | 1,899 | 1,146 | 1,183 | 1,462 | 1,711 | 156 | 151 | 1,143 | 1,181 | 46 | 39 | 43 | 39 |
| 59 years..... | 2,602 | 2,924 | 1,641 | 1,902 | 961 | 1,022 | 1,469 | 1,704 | 130 | 166 | 990 | 1,022 | 43 | 32 | 42 | 30 |
| 55 to 59 years.. | 15,480 | 16,690 | 9,238 | 10,439 | 6,242 | 6,251 | 8,089 | 9,277 | 903 | 970 | 6,223 | 6,244 | 265 | 199 | 251 | 196 |
| 60 years..... | 3,981 | 4,461 | 1,978 | 2,288 | 2,003 | 2,173 | 1,756 | 2,058 | 153 | 156 | 1,999 | 2,173 | 73 | 74 | 69 | 71 |
| 61 years..... | 1,969 | 2,243 | 1,294 | 1,533 | 675 | 710 | 1,191 | 1,408 | 79 | 98 | 674 | 710 | 25 | 27 | 25 | 27 |
| 62 years..... | 2,383 | 2,697 | 1,553 | 1,789 | 830 | 908 | 1,435 | 1,638 | 94 | 127 | 829 | 908 | 25 | 24 | 24 | 24 |
| 63 years..... | 2,326 | 2,537 | 1,522 | 1,674 | 804 | 863 | 1,397 | 1,555 | 90 | 95 | 803 | 863 | 36 | 24 | 34 | 24 |
| 64 years..... | 2,162 | 2,395 | 1,395 | 1,626 | 767 | 769 | 1,291 | 1,506 | 84 | 94 | 767 | 768 | 20 | 27 | 19 | 27 |
| 60 to 64 years.. | 12,821 | 14,333 | 7,742 | 8,910 | 5,079 | 5,423 | 7,070 | 8,165 | 500 | 570 | 5,072 | 5,422 | 179 | 176 | 171 | 173 |
| 65 years..... | 2,639 | 2,943 | 1,483 | 1,622 | 1,156 | 1,321 | 1,363 | 1,472 | 66 | 106 | 1,154 | 1,321 | 56 | 44 | 54 | 44 |
| 66 years..... | 1,811 | 2,115 | 1,228 | 1,463 | 533 | 652 | 1,165 | 1,379 | 47 | 70 | 532 | 650 | 17 | 16 | 17 | 16 |
| 67 years..... | 1,779 | 1,949 | 1,215 | 1,311 | 564 | 638 | 1,144 | 1,284 | 51 | 55 | 564 | 638 | 20 | 22 | 20 | 22 |
| 68 years..... | 1,677 | 1,920 | 1,098 | 1,292 | 579 | 623 | 1,039 | 1,223 | 45 | 50 | 579 | 623 | 14 | 19 | 14 | 17 |
| 69 years..... | 1,524 | 1,821 | 1,068 | 1,256 | 456 | 565 | 1,019 | 1,190 | 35 | 42 | 456 | 565 | 14 | 24 | 14 | 24 |
| 65 to 69 years.. | 9,430 | 10,748 | 6,092 | 6,944 | 3,338 | 3,804 | 5,730 | 6,498 | 244 | 323 | 3,335 | 3,802 | 121 | 125 | 119 | 123 |
| 70 years..... | 2,023 | 2,310 | 1,138 | 1,358 | 835 | 952 | 1,071 | 1,278 | 36 | 52 | 834 | 952 | 32 | 23 | 31 | 27 |
| 71 years..... | 1,192 | 1,281 | 839 | 959 | 303 | 322 | 848 | 920 | 31 | 27 | 302 | 322 | 11 | 12 | 10 | 12 |
| 72 years..... | 1,346 | 1,520 | 929 | 1,115 | 417 | 405 | 895 | 1,068 | 23 | 30 | 417 | 405 | 11 | 17 | 10 | 17 |
| 73 years..... | 1,190 | 1,280 | 844 | 941 | 346 | 339 | 805 | 899 | 27 | 33 | 346 | 339 | 12 | 9 | 11 | 9 |
| 74 years..... | 1,065 | 1,212 | 774 | 906 | 291 | 306 | 743 | 869 | 23 | 29 | 290 | 306 | 9 | 8 | 9 | 8 |
| 70 to 74 years.. | 6,816 | 7,603 | 4,574 | 5,279 | 2,242 | 2,324 | 4,362 | 5,034 | 140 | 171 | 2,239 | 2,324 | 75 | 74 | 71 | 73 |
| 75 years..... | 1,198 | 1,436 | 764 | 977 | 434 | 459 | 718 | 916 | 23 | 44 | 434 | 459 | 23 | 17 | 23 | 16 |
| 76 years..... | 940 | 1,065 | 711 | 807 | 229 | 258 | 635 | 778 | 19 | 24 | 229 | 256 | 7 | 7 | 6 | 6 |
| 77 years..... | 798 | 917 | 623 | 732 | 170 | 185 | 606 | 698 | 19 | 19 | 170 | 185 | 3 | 15 | 3 | 15 |
| 78 years..... | 706 | 845 | 523 | 662 | 133 | 133 | 502 | 635 | 15 | 20 | 133 | 133 | 6 | 7 | 6 | 6 |
| 79 years..... | 580 | 724 | 455 | 581 | 125 | 143 | 440 | 533 | 10 | 13 | 125 | 143 | 5 | 13 | 5 | 13 |
| 75 to 79 years.. | 4,222 | 4,987 | 3,081 | 3,759 | 1,141 | 1,228 | 2,951 | 3,580 | 86 | 122 | 1,141 | 1,226 | 44 | 59 | 43 | 56 |
| 80 years..... | 611 | 875 | 423 | 627 | 188 | 248 | 401 | 589 | 11 | 20 | 188 | 248 | 11 | 18 | 10 | 18 |
| 81 years..... | 422 | 500 | 339 | 413 | 83 | 87 | 319 | 399 | 13 | 8 | 339 | 399 | 7 | 7 | 7 | 7 |
| 82 years..... | 366 | 516 | 307 | 430 | 59 | 86 | 297 | 415 | 7 | 11 | 307 | 415 | 3 | 4 | 3 | 4 |
| 83 years..... | 295 | 443 | 243 | 391 | 52 | 52 | 234 | 376 | 7 | 10 | 243 | 376 | 2 | 5 | 2 | 5 |
| 84 years..... | 283 | 366 | 223 | 303 | 60 | 63 | 209 | 286 | 7 | 9 | 223 | 303 | 2 | 8 | 2 | 8 |
| 80 to 84 years.. | 1,977 | 2,700 | 1,535 | 2,164 | 442 | 536 | 1,460 | 2,065 | 45 | 58 | 442 | 535 | 30 | 42 | 27 | 42 |
| 85 years..... | 227 | 345 | 135 | 279 | 42 | 66 | 179 | 263 | 3 | 9 | 42 | 66 | 3 | 7 | 3 | 7 |
| 86 years..... | 156 | 250 | 130 | 214 | 26 | 36 | 123 | 207 | 5 | 3 | 26 | 36 | 2 | 4 | 2 | 4 |
| 87 years..... | 123 | 229 | 100 | 200 | 23 | 29 | 95 | 193 | 4 | 3 | 23 | 29 | 1 | 4 | 1 | 3 |
| 88 years..... | 99 | 151 | 81 | 131 | 18 | 20 | 79 | 126 | 4 | 4 | 18 | 20 | 2 | 1 | 2 | 1 |
| 89 years..... | 64 | 133 | 51 | 116 | 13 | 17 | 49 | 109 | 1 | 5 | 13 | 17 | 1 | 2 | 1 | 2 |
| 85 to 89 years.. | 669 | 1,108 | 547 | 940 | 122 | 168 | 525 | 898 | 13 | 24 | 122 | 168 | 9 | 18 | 9 | 17 |
| 90 years..... | 70 | 103 | 53 | 84 | 17 | 24 | 49 | 82 | 1 | 2 | 17 | 24 | 3 | 3 | 3 | 3 |
| 91 years..... | 43 | 66 | 37 | 57 | 6 | 9 | 35 | 55 | 1 | 2 | 6 | 9 | 1 | 1 | 1 | 1 |
| 92 years..... | 32 | 47 | 25 | 46 | 7 | 11 | 25 | 44 | 2 | 2 | 7 | 11 | 1 | 1 | 1 | 1 |
| 93 years..... | 21 | 45 | 20 | 39 | 1 | 6 | 19 | 33 | 1 | 1 | 1 | 6 | 1 | 1 | 1 | 1 |
| 94 years..... | 18 | 36 | 13 | 30 | 5 | 6 | 13 | 28 | 1 | 1 | 5 | 6 | 1 | 1 | 1 | 1 |
| 90 to 94 years.. | 184 | 302 | 143 | 256 | 36 | 46 | 141 | 247 | 3 | 7 | 36 | 46 | 4 | 2 | 4 | 2 |
| 95 years..... | 12 | 20 | 8 | 16 | 4 | 4 | 7 | 16 | 1 | 1 | 4 | 4 | 1 | 1 | 1 | 1 |
| 96 years..... | 7 | 18 | 6 | 15 | 1 | 3 | 6 | 14 | 1 | 1 | 6 | 3 | 1 | 1 | 1 | 1 |
| 97 years..... | 5 | 10 | 2 | 6 | 3 | 4 | 2 | 3 | 1 | 1 | 3 | 4 | 1 | 1 | 1 | 1 |
| 98 years..... | 3 | 6 | 3 | 3 | 2 | 3 | 3 | 3 | 1 | 1 | 3 | 3 | 1 | 1 | 1 | 1 |
| 99 years..... | 6 | 7 | 3 | 4 | 3 | 3 | 3 | 4 | 1 | 1 | 3 | 3 | 1 | 1 | 1 | 1 |
| 95 to 99 years.. | 33 | 61 | 22 | 44 | 11 | 17 | 20 | 43 | 1 | 1 | 11 | 17 | 2 | 1 | 2 | 1 |
| 100 years and over. | 2 | 3 | 2 | 5 | 1 | 3 | 1 | 4 | 1 | 1 | 1 | 1 | 1 | 1 | 1 | 1 |
| Age unknown.... | 728 | 437 | 468 | 236 | 260 | 201 | 392 | 186 | 57 | 34 | 256 | 200 | 23 | 17 | 21 | 17 |

¹Persons of negro descent, Chinese, Japanese, and Indians.

²Includes all persons of negro descent.

STATISTICS OF POPULATION.

TABLE 2.—AGES OF THE AGGREGATE POPULATION, CLASSIFIED BY SEX,
DELAWARE.

| AGES. | AGGREGATE. | | NATIVE BORN. | | FOREIGN BORN. | | NATIVE WHITE— NATIVE PARENTS. | | NATIVE WHITE— FOREIGN PARENTS. | | FOREIGN WHITE. | | TOTAL COLORED. ¹ | | NEGRO. ² | |
|---------------------|------------|---------------|--------------|---------------|---------------|---------------|----------------------------------|---------------|-----------------------------------|---------------|-------------------|---------------|--------------------------------|---------------|---------------------|---------------|
| | Males. | Fe- males. | Males. | Fe- males. | Males. | Fe- males. | Males. | Fe- males. | Males. | Fe- males. | Males. | Fe- males. | Males. | Fe- males. | Males. | Fe- males. |
| All ages ... | 94,158 | 90,577 | 86,556 | 84,869 | 7,602 | 6,208 | 59,848 | 58,181 | 11,108 | 11,111 | 7,580 | 6,199 | 15,672 | 15,086 | 15,616 | 15,081 |
| Under 1 month... | 185 | 188 | 185 | 188 | | | 131 | 180 | 19 | 21 | | | 35 | 37 | 35 | 37 |
| 1 to 2 months..... | 338 | 361 | 338 | 361 | | | 211 | 213 | 61 | 63 | | | 66 | 85 | 66 | 85 |
| 3 to 5 months..... | 550 | 529 | 549 | 529 | 1 | | 358 | 386 | 104 | 97 | 1 | | 87 | 96 | 87 | 96 |
| 6 to 8 months..... | 511 | 481 | 511 | 480 | | 1 | 341 | 311 | 90 | 82 | | 1 | 80 | 87 | 80 | 87 |
| 9 to 11 months..... | 511 | 513 | 510 | 513 | 1 | | 345 | 343 | 71 | 96 | | 1 | 94 | 74 | 94 | 74 |
| Under 1 year.. | 2,095 | 2,072 | 2,098 | 2,071 | 2 | 1 | 1,386 | 1,388 | 345 | 359 | 2 | 1 | 362 | 379 | 362 | 379 |
| 1 year..... | 1,874 | 1,804 | 1,864 | 1,802 | 10 | 2 | 1,253 | 1,209 | 297 | 264 | 10 | 2 | 314 | 329 | 313 | 329 |
| 2 years..... | 1,985 | 1,983 | 1,979 | 1,983 | 6 | 5 | 1,266 | 1,289 | 318 | 306 | 6 | 5 | 395 | 388 | 395 | 388 |
| 3 years..... | 1,992 | 2,039 | 1,988 | 2,035 | 9 | 4 | 1,324 | 1,385 | 283 | 308 | 9 | 4 | 376 | 392 | 376 | 392 |
| 4 years..... | 1,943 | 2,004 | 1,929 | 1,990 | 14 | 14 | 1,307 | 1,329 | 291 | 304 | 14 | 14 | 331 | 357 | 331 | 357 |
| 1 to 4 years... | 7,794 | 7,835 | 7,755 | 7,810 | 39 | 25 | 5,150 | 5,162 | 1,189 | 1,182 | 39 | 25 | 1,416 | 1,466 | 1,415 | 1,466 |
| 5 years..... | 2,019 | 1,927 | 2,010 | 1,921 | 9 | 6 | 1,344 | 1,229 | 285 | 300 | 9 | 6 | 381 | 392 | 381 | 392 |
| 6 years..... | 2,067 | 1,975 | 2,055 | 1,964 | 12 | 11 | 1,358 | 1,304 | 323 | 304 | 12 | 11 | 374 | 356 | 374 | 356 |
| 7 years..... | 1,918 | 1,865 | 1,907 | 1,852 | 11 | 13 | 1,275 | 1,197 | 309 | 284 | 11 | 13 | 323 | 371 | 323 | 371 |
| 8 years..... | 1,958 | 1,955 | 1,938 | 1,921 | 20 | 14 | 1,322 | 1,266 | 274 | 292 | 20 | 14 | 342 | 363 | 342 | 363 |
| 9 years..... | 1,912 | 1,863 | 1,894 | 1,839 | 18 | 24 | 1,291 | 1,286 | 271 | 289 | 18 | 24 | 332 | 314 | 332 | 314 |
| 5 to 9 years... | 9,874 | 9,565 | 9,804 | 9,497 | 70 | 68 | 6,590 | 6,232 | 1,462 | 1,469 | 70 | 68 | 1,752 | 1,796 | 1,752 | 1,796 |
| 10 years..... | 2,024 | 1,875 | 1,995 | 1,847 | 29 | 28 | 1,375 | 1,226 | 271 | 260 | 29 | 28 | 349 | 361 | 349 | 361 |
| 11 years..... | 1,820 | 1,798 | 1,785 | 1,764 | 35 | 34 | 1,255 | 1,187 | 233 | 267 | 35 | 34 | 292 | 310 | 292 | 310 |
| 12 years..... | 1,955 | 1,879 | 1,911 | 1,846 | 44 | 38 | 1,288 | 1,271 | 262 | 239 | 44 | 38 | 361 | 356 | 361 | 356 |
| 13 years..... | 1,843 | 1,835 | 1,802 | 1,791 | 41 | 44 | 1,202 | 1,240 | 261 | 212 | 41 | 44 | 339 | 339 | 339 | 338 |
| 14 years..... | 1,896 | 1,821 | 1,839 | 1,778 | 67 | 43 | 1,252 | 1,248 | 201 | 201 | 67 | 43 | 386 | 329 | 386 | 329 |
| 10 to 14 years.. | 9,538 | 9,208 | 9,322 | 9,026 | 206 | 182 | 6,372 | 6,172 | 1,233 | 1,179 | 206 | 182 | 1,727 | 1,675 | 1,727 | 1,674 |
| 15 years..... | 1,841 | 1,807 | 1,796 | 1,762 | 45 | 45 | 1,211 | 1,233 | 251 | 230 | 45 | 45 | 334 | 299 | 334 | 299 |
| 16 years..... | 1,877 | 1,808 | 1,820 | 1,766 | 57 | 37 | 1,240 | 1,194 | 242 | 234 | 57 | 37 | 339 | 338 | 338 | 338 |
| 17 years..... | 1,747 | 1,722 | 1,667 | 1,660 | 30 | 62 | 1,156 | 1,160 | 195 | 189 | 79 | 62 | 317 | 311 | 316 | 311 |
| 18 years..... | 1,800 | 1,792 | 1,711 | 1,722 | 89 | 70 | 1,165 | 1,161 | 201 | 223 | 89 | 70 | 345 | 338 | 345 | 338 |
| 19 years..... | 1,788 | 1,696 | 1,691 | 1,609 | 97 | 87 | 1,148 | 1,128 | 207 | 193 | 97 | 87 | 336 | 288 | 336 | 288 |
| 15 to 19 years.. | 9,053 | 8,820 | 8,685 | 8,519 | 368 | 301 | 5,920 | 5,876 | 1,096 | 1,069 | 366 | 301 | 1,671 | 1,574 | 1,669 | 1,574 |
| 20 years..... | 1,786 | 1,791 | 1,685 | 1,677 | 101 | 114 | 1,160 | 1,124 | 208 | 213 | 100 | 114 | 318 | 340 | 317 | 340 |
| 21 years..... | 1,780 | 1,664 | 1,659 | 1,552 | 121 | 112 | 1,110 | 1,090 | 217 | 196 | 119 | 112 | 334 | 266 | 332 | 265 |
| 22 years..... | 1,766 | 1,765 | 1,621 | 1,631 | 145 | 134 | 1,064 | 1,075 | 211 | 194 | 145 | 134 | 346 | 362 | 346 | 362 |
| 23 years..... | 1,741 | 1,730 | 1,597 | 1,618 | 144 | 112 | 1,075 | 1,059 | 212 | 245 | 143 | 112 | 311 | 314 | 311 | 314 |
| 24 years..... | 1,792 | 1,755 | 1,636 | 1,620 | 166 | 135 | 1,033 | 1,039 | 224 | 249 | 153 | 133 | 332 | 334 | 332 | 334 |
| 20 to 24 years.. | 8,865 | 8,705 | 8,198 | 8,098 | 667 | 607 | 5,492 | 5,387 | 1,072 | 1,097 | 660 | 605 | 1,641 | 1,616 | 1,638 | 1,615 |
| 25 years..... | 1,850 | 1,810 | 1,665 | 1,659 | 185 | 151 | 1,090 | 1,079 | 234 | 238 | 181 | 151 | 345 | 342 | 342 | 342 |
| 26 years..... | 1,877 | 1,496 | 1,426 | 1,380 | 151 | 116 | 963 | 932 | 219 | 203 | 150 | 116 | 245 | 245 | 244 | 245 |
| 27 years..... | 1,574 | 1,483 | 1,398 | 1,343 | 176 | 140 | 921 | 904 | 200 | 215 | 174 | 140 | 279 | 224 | 277 | 224 |
| 28 years..... | 1,604 | 1,498 | 1,417 | 1,348 | 187 | 150 | 933 | 873 | 201 | 208 | 184 | 149 | 286 | 268 | 283 | 268 |
| 29 years..... | 1,374 | 1,321 | 1,219 | 1,193 | 165 | 128 | 826 | 806 | 183 | 193 | 154 | 128 | 211 | 194 | 209 | 194 |
| 25 to 29 years.. | 7,979 | 7,608 | 7,125 | 6,923 | 854 | 685 | 4,738 | 4,594 | 1,037 | 1,057 | 843 | 684 | 1,866 | 1,273 | 1,855 | 1,273 |
| 30 years..... | 1,762 | 1,688 | 1,492 | 1,493 | 270 | 190 | 953 | 930 | 205 | 228 | 265 | 190 | 339 | 335 | 334 | 335 |
| 31 years..... | 1,204 | 1,119 | 1,055 | 1,018 | 149 | 101 | 730 | 711 | 157 | 168 | 148 | 101 | 169 | 139 | 169 | 139 |
| 32 years..... | 1,356 | 1,294 | 1,184 | 1,160 | 182 | 134 | 827 | 792 | 183 | 172 | 181 | 134 | 175 | 196 | 174 | 196 |
| 33 years..... | 1,247 | 1,239 | 1,094 | 1,112 | 163 | 127 | 758 | 734 | 170 | 173 | 153 | 127 | 166 | 155 | 166 | 155 |
| 34 years..... | 1,231 | 1,239 | 1,072 | 1,107 | 159 | 132 | 742 | 754 | 165 | 171 | 159 | 132 | 165 | 182 | 165 | 182 |
| 30 to 34 years.. | 6,810 | 6,574 | 5,897 | 5,890 | 913 | 684 | 4,010 | 3,971 | 880 | 912 | 906 | 684 | 1,014 | 1,007 | 1,008 | 1,007 |
| 35 years..... | 1,572 | 1,457 | 1,321 | 1,284 | 251 | 178 | 845 | 795 | 190 | 209 | 246 | 173 | 291 | 290 | 287 | 280 |
| 36 years..... | 1,213 | 1,133 | 1,043 | 1,001 | 175 | 132 | 698 | 684 | 158 | 157 | 171 | 132 | 191 | 160 | 187 | 159 |
| 37 years..... | 1,258 | 1,146 | 1,086 | 1,019 | 172 | 127 | 719 | 703 | 184 | 149 | 170 | 127 | 185 | 167 | 184 | 167 |
| 38 years..... | 1,391 | 1,345 | 1,213 | 1,210 | 178 | 135 | 828 | 793 | 163 | 186 | 174 | 135 | 226 | 231 | 222 | 231 |
| 39 years..... | 1,281 | 1,236 | 1,140 | 1,124 | 141 | 112 | 787 | 767 | 164 | 164 | 138 | 111 | 192 | 194 | 189 | 194 |
| 35 to 39 years.. | 6,720 | 6,317 | 5,803 | 5,638 | 917 | 679 | 3,877 | 3,742 | 859 | 865 | 899 | 678 | 1,055 | 1,032 | 1,069 | 1,031 |
| 40 years..... | 1,667 | 1,518 | 1,418 | 1,331 | 249 | 187 | 878 | 841 | 184 | 201 | 243 | 186 | 362 | 290 | 357 | 290 |
| 41 years..... | 1,073 | 954 | 940 | 881 | 133 | 73 | 612 | 646 | 139 | 136 | 128 | 73 | 124 | 99 | 121 | 99 |
| 42 years..... | 1,219 | 1,057 | 1,050 | 957 | 169 | 100 | 711 | 667 | 167 | 163 | 168 | 100 | 173 | 127 | 172 | 127 |
| 43 years..... | 1,081 | 1,006 | 964 | 916 | 127 | 90 | 728 | 668 | 120 | 113 | 126 | 90 | 109 | 135 | 108 | 135 |
| 44 years..... | 1,027 | 927 | 894 | 840 | 133 | 87 | 662 | 620 | 119 | 118 | 133 | 87 | 113 | 102 | 113 | 102 |
| 40 to 44 years.. | 6,067 | 5,462 | 5,256 | 4,925 | 811 | 587 | 3,659 | 3,442 | 729 | 731 | 798 | 586 | 381 | 753 | 371 | 753 |
| 45 years..... | 1,357 | 1,101 | 1,175 | 977 | 182 | 124 | 751 | 635 | 144 | 126 | 180 | 124 | 282 | 216 | 281 | 216 |
| 46 years..... | 832 | 781 | 767 | 710 | 95 | 71 | 580 | 538 | 98 | 82 | 94 | 71 | 110 | 90 | 109 | 90 |
| 47 years..... | 859 | 833 | 762 | 767 | 97 | 71 | 584 | 577 | 77 | 86 | 97 | 69 | 101 | 106 | 101 | 106 |
| 48 years..... | 919 | 853 | 784 | 755 | 135 | 98 | 580 | 571 | 90 | 72 | 133 | 98 | 116 | 112 | 115 | 112 |
| 49 years..... | 892 | 854 | 782 | 751 | 110 | 103 | 564 | 578 | 77 | 64 | 110 | 103 | 141 | 114 | 141 | 114 |
| 45 to 49 years.. | 4,909 | 4,427 | 4,290 | 3,960 | 619 | 467 | 3,059 | 2,894 | 486 | 430 | 614 | 465 | 750 | 638 | 747 | 638 |

¹ Persons of negro descent, Chinese, Japanese, and Indians.² Includes all persons of negro descent.

GENERAL NATIVITY, AND COLOR, BY STATES AND TERRITORIES: 1900—Continued.

DELAWARE.

| AGES. | AGGREGATE. | | NATIVE BORN. | | FOREIGN BORN. | | NATIVE WHITE— NATIVE PARENTS. | | NATIVE WHITE— FOREIGN PARENTS. | | FOREIGN WHITE. | | TOTAL COLORED. ¹ | | NEGRO. ² | |
|--------------------|------------|---------------|--------------|---------------|---------------|---------------|----------------------------------|---------------|-----------------------------------|---------------|-------------------|---------------|--------------------------------|---------------|---------------------|---------------|
| | Males. | Fe- males. | Males. | Fe- males. | Males. | Fe- males. | Males. | Fe- males. | Males. | Fe- males. | Males. | Fe- males. | Males. | Fe- males. | Males. | Fe- males. |
| 50 years..... | 1,206 | 1,102 | 1,033 | 939 | 173 | 163 | 711 | 638 | 63 | 30 | 172 | 162 | 260 | 222 | 259 | 222 |
| 51 years..... | 769 | 618 | 681 | 544 | 88 | 74 | 558 | 441 | 46 | 34 | 87 | 74 | 78 | 69 | 78 | 68 |
| 52 years..... | 829 | 710 | 716 | 625 | 113 | 85 | 535 | 436 | 62 | 59 | 112 | 84 | 120 | 81 | 119 | 81 |
| 53 years..... | 736 | 699 | 644 | 617 | 92 | 82 | 520 | 433 | 45 | 52 | 92 | 82 | 79 | 82 | 79 | 82 |
| 54 years..... | 763 | 692 | 653 | 601 | 110 | 91 | 533 | 433 | 40 | 51 | 109 | 91 | 81 | 67 | 81 | 67 |
| 50 to 54 years.. | 4,303 | 3,821 | 3,727 | 3,326 | 576 | 495 | 2,357 | 2,531 | 256 | 276 | 572 | 493 | 618 | 521 | 616 | 520 |
| 55 years..... | 841 | 783 | 688 | 657 | 153 | 126 | 502 | 487 | 41 | 44 | 152 | 126 | 146 | 126 | 146 | 126 |
| 56 years..... | 680 | 604 | 594 | 509 | 86 | 95 | 470 | 406 | 50 | 28 | 85 | 95 | 75 | 75 | 75 | 74 |
| 57 years..... | 577 | 591 | 513 | 514 | 64 | 77 | 409 | 422 | 33 | 31 | 64 | 77 | 71 | 61 | 71 | 61 |
| 58 years..... | 583 | 556 | 491 | 476 | 92 | 80 | 380 | 375 | 36 | 33 | 90 | 80 | 77 | 68 | 75 | 68 |
| 59 years..... | 527 | 538 | 457 | 466 | 70 | 72 | 365 | 370 | 27 | 31 | 70 | 72 | 65 | 65 | 65 | 65 |
| 55 to 59 years.. | 3,208 | 3,072 | 2,743 | 2,622 | 465 | 450 | 2,126 | 2,060 | 187 | 167 | 461 | 450 | 434 | 395 | 432 | 394 |
| 60 years..... | 778 | 785 | 640 | 636 | 138 | 149 | 455 | 438 | 30 | 35 | 138 | 149 | 155 | 163 | 155 | 163 |
| 61 years..... | 429 | 394 | 377 | 347 | 52 | 47 | 309 | 300 | 19 | 22 | 52 | 47 | 49 | 25 | 49 | 25 |
| 62 years..... | 470 | 439 | 393 | 424 | 77 | 65 | 322 | 353 | 20 | 24 | 77 | 65 | 51 | 47 | 51 | 47 |
| 63 years..... | 438 | 451 | 375 | 380 | 63 | 71 | 304 | 315 | 27 | 23 | 63 | 71 | 44 | 42 | 44 | 42 |
| 64 years..... | 401 | 422 | 352 | 358 | 49 | 64 | 298 | 317 | 15 | 15 | 49 | 64 | 39 | 26 | 39 | 26 |
| 60 to 64 years.. | 2,516 | 2,541 | 2,137 | 2,145 | 379 | 396 | 1,688 | 1,723 | 111 | 119 | 379 | 396 | 338 | 303 | 338 | 303 |
| 65 years..... | 512 | 551 | 408 | 453 | 104 | 98 | 297 | 336 | 18 | 19 | 104 | 98 | 93 | 98 | 93 | 98 |
| 66 years..... | 365 | 351 | 305 | 294 | 60 | 57 | 265 | 255 | 14 | 16 | 60 | 57 | 26 | 23 | 26 | 23 |
| 67 years..... | 330 | 286 | 275 | 245 | 55 | 41 | 222 | 196 | 21 | 24 | 54 | 41 | 33 | 25 | 33 | 25 |
| 68 years..... | 290 | 334 | 242 | 279 | 48 | 55 | 183 | 220 | 17 | 17 | 48 | 55 | 42 | 42 | 42 | 42 |
| 69 years..... | 311 | 292 | 268 | 256 | 43 | 36 | 221 | 215 | 11 | 11 | 43 | 36 | 36 | 30 | 36 | 30 |
| 65 to 69 years.. | 1,808 | 1,814 | 1,498 | 1,527 | 310 | 287 | 1,188 | 1,222 | 81 | 87 | 309 | 287 | 280 | 218 | 230 | 218 |
| 70 years..... | 406 | 380 | 337 | 312 | 69 | 68 | 248 | 221 | 13 | 13 | 69 | 68 | 76 | 78 | 76 | 78 |
| 71 years..... | 185 | 180 | 154 | 161 | 31 | 19 | 135 | 140 | 5 | 7 | 31 | 19 | 14 | 14 | 14 | 14 |
| 72 years..... | 253 | 260 | 217 | 223 | 36 | 37 | 181 | 189 | 5 | 11 | 36 | 37 | 31 | 23 | 31 | 23 |
| 73 years..... | 190 | 204 | 163 | 177 | 27 | 27 | 148 | 152 | 4 | 10 | 27 | 27 | 11 | 15 | 11 | 15 |
| 74 years..... | 184 | 175 | 155 | 150 | 29 | 25 | 130 | 119 | 10 | 9 | 29 | 25 | 15 | 22 | 15 | 22 |
| 70 to 74 years.. | 1,213 | 1,199 | 1,026 | 1,023 | 192 | 176 | 842 | 821 | 37 | 50 | 192 | 176 | 147 | 152 | 147 | 152 |
| 75 years..... | 205 | 238 | 165 | 207 | 40 | 31 | 126 | 152 | 3 | 10 | 40 | 31 | 36 | 45 | 36 | 45 |
| 76 years..... | 145 | 159 | 121 | 141 | 24 | 18 | 98 | 119 | 5 | 8 | 24 | 18 | 18 | 14 | 18 | 14 |
| 77 years..... | 107 | 118 | 86 | 103 | 21 | 15 | 73 | 98 | 2 | 2 | 21 | 15 | 11 | 8 | 11 | 8 |
| 78 years..... | 106 | 124 | 82 | 108 | 24 | 16 | 66 | 91 | 5 | 4 | 24 | 16 | 11 | 13 | 11 | 13 |
| 79 years..... | 98 | 106 | 89 | 101 | 9 | 5 | 70 | 86 | 5 | 2 | 9 | 5 | 14 | 13 | 14 | 13 |
| 75 to 79 years.. | 661 | 745 | 543 | 660 | 118 | 85 | 433 | 541 | 20 | 26 | 118 | 85 | 90 | 98 | 90 | 98 |
| 80 years..... | 114 | 143 | 98 | 124 | 16 | 19 | 77 | 94 | 4 | 4 | 16 | 19 | 17 | 26 | 17 | 26 |
| 81 years..... | 72 | 74 | 64 | 66 | 8 | 8 | 52 | 50 | 4 | 4 | 8 | 8 | 8 | 12 | 8 | 12 |
| 82 years..... | 53 | 68 | 49 | 58 | 4 | 10 | 43 | 47 | 3 | 5 | 4 | 10 | 3 | 6 | 3 | 6 |
| 83 years..... | 59 | 53 | 56 | 47 | 3 | 6 | 46 | 36 | 2 | 3 | 3 | 6 | 8 | 8 | 8 | 8 |
| 84 years..... | 43 | 38 | 38 | 32 | 5 | 6 | 28 | 25 | 4 | 3 | 5 | 6 | 6 | 4 | 6 | 4 |
| 80 to 84 years.. | 341 | 376 | 305 | 327 | 36 | 49 | 246 | 232 | 17 | 19 | 36 | 49 | 42 | 56 | 42 | 56 |
| 85 years..... | 29 | 39 | 24 | 37 | 5 | 2 | 18 | 26 | 1 | 3 | 5 | 2 | 5 | 8 | 5 | 8 |
| 86 years..... | 22 | 41 | 17 | 39 | 5 | 2 | 16 | 35 | 1 | 1 | 5 | 2 | 1 | 3 | 1 | 3 |
| 87 years..... | 20 | 33 | 16 | 30 | 4 | 3 | 11 | 24 | 1 | 3 | 4 | 3 | 4 | 3 | 4 | 3 |
| 88 years..... | 13 | 25 | 11 | 23 | 2 | 2 | 5 | 17 | 2 | 1 | 2 | 2 | 4 | 5 | 4 | 5 |
| 89 years..... | 16 | 16 | 13 | 13 | 3 | 3 | 11 | 11 | 1 | 1 | 3 | 3 | 1 | 1 | 1 | 1 |
| 85 to 89 years.. | 84 | 154 | 68 | 142 | 16 | 12 | 50 | 113 | 4 | 9 | 16 | 12 | 14 | 20 | 14 | 20 |
| 90 years..... | 13 | 13 | 9 | 13 | 4 | 4 | 6 | 6 | 4 | 4 | 4 | 4 | 3 | 7 | 3 | 7 |
| 91 years..... | 2 | 9 | 2 | 3 | 1 | 1 | 2 | 7 | 1 | 1 | 1 | 1 | 1 | 1 | 1 | 1 |
| 92 years..... | 3 | 3 | 2 | 3 | 1 | 1 | 2 | 3 | 1 | 1 | 1 | 1 | 1 | 1 | 1 | 1 |
| 93 years..... | 5 | 5 | 4 | 5 | 1 | 1 | 3 | 3 | 1 | 1 | 1 | 1 | 2 | 2 | 2 | 2 |
| 94 years..... | 4 | 2 | 4 | 1 | 1 | 1 | 3 | 1 | 1 | 1 | 1 | 1 | 1 | 1 | 1 | 1 |
| 90 to 94 years.. | 22 | 32 | 17 | 30 | 5 | 2 | 13 | 20 | 1 | 1 | 5 | 2 | 3 | 10 | 3 | 10 |
| 95 years..... | 3 | 3 | 2 | 3 | 1 | 1 | 2 | 2 | 1 | 1 | 1 | 1 | 1 | 1 | 1 | 1 |
| 96 years..... | 2 | 2 | 2 | 2 | 1 | 1 | 1 | 1 | 1 | 1 | 1 | 1 | 1 | 1 | 1 | 1 |
| 97 years..... | 1 | 1 | 1 | 1 | 1 | 1 | 1 | 1 | 1 | 1 | 1 | 1 | 1 | 1 | 1 | 1 |
| 98 years..... | 2 | 2 | 2 | 2 | 1 | 1 | 1 | 1 | 1 | 1 | 1 | 1 | 1 | 1 | 1 | 1 |
| 99 years..... | 1 | 1 | 1 | 1 | 1 | 1 | 1 | 1 | 1 | 1 | 1 | 1 | 1 | 1 | 1 | 1 |
| 95 to 99 years.. | 6 | 6 | 5 | 6 | 1 | 1 | 4 | 3 | 2 | 2 | 1 | 1 | 1 | 1 | 1 | 1 |
| 100 years and over | 2 | 2 | 2 | 2 | 1 | 1 | 1 | 1 | 1 | 1 | 1 | 1 | 2 | 2 | 2 | 2 |
| Age unknown.... | 287 | 222 | 249 | 202 | 38 | 20 | 153 | 90 | 6 | 6 | 38 | 20 | 90 | 106 | 90 | 106 |

¹ Persons of negro descent, Chinese, Japanese, and Indians.

² Includes all persons of negro descent.

STATISTICS OF POPULATION.

TABLE 2.—AGES OF THE AGGREGATE POPULATION, CLASSIFIED BY SEX,
DISTRICT OF COLUMBIA.

| AGES. | AGGREGATE. | | NATIVE BORN. | | FOREIGN BORN. | | NATIVE WHITE— NATIVE PARENTS. | | NATIVE WHITE— FOREIGN PARENTS. | | FOREIGN WHITE. | | TOTAL COLORED. ¹ | | NEGRO. ² | |
|---------------------|------------|---------------|--------------|---------------|---------------|---------------|----------------------------------|---------------|-----------------------------------|---------------|-------------------|---------------|--------------------------------|---------------|---------------------|---------------|
| | Males. | Fe- males. | Males. | Fe- males. | Males. | Fe- males. | Males. | Fe- males. | Males. | Fe- males. | Males. | Fe- males. | Males. | Fe- males. | Males. | Fe- males. |
| All ages | 132,004 | 146,714 | 121,275 | 137,324 | 10,729 | 9,390 | 64,947 | 69,126 | 18,037 | 19,902 | 10,213 | 9,807 | 38,807 | 48,379 | 38,348 | 45,654 |
| Under 1 month... | 129 | 139 | 129 | 139 | | | 70 | 85 | 9 | 11 | | | 50 | 43 | 50 | 43 |
| 1 to 2 months..... | 385 | 369 | 385 | 369 | | | 196 | 201 | 53 | 37 | | | 136 | 131 | 136 | 131 |
| 3 to 5 months..... | 690 | 666 | 689 | 666 | 1 | | 378 | 361 | 84 | 78 | 1 | | 227 | 227 | 227 | 226 |
| 6 to 8 months..... | 536 | 615 | 536 | 615 | | | 314 | 342 | 88 | 78 | | | 184 | 198 | 184 | 196 |
| 9 to 11 months..... | 635 | 644 | 635 | 644 | | 1 | 378 | 321 | 82 | 75 | | 1 | 175 | 147 | 175 | 147 |
| Under 1 year.. | 2,425 | 2,333 | 2,424 | 2,332 | 1 | 1 | 1,336 | 1,310 | 316 | 279 | 1 | 1 | 772 | 743 | 772 | 742 |
| 1 year..... | 2,199 | 2,108 | 2,196 | 2,104 | 3 | 4 | 1,239 | 1,102 | 302 | 301 | 3 | 4 | 655 | 701 | 654 | 700 |
| 2 years..... | 2,409 | 2,425 | 2,400 | 2,422 | 9 | 8 | 1,332 | 1,308 | 327 | 338 | 9 | 3 | 741 | 776 | 740 | 775 |
| 3 years..... | 2,304 | 2,267 | 2,300 | 2,258 | 4 | 9 | 1,265 | 1,223 | 323 | 304 | 4 | 8 | 712 | 732 | 711 | 732 |
| 4 years..... | 2,346 | 2,334 | 2,336 | 2,324 | 10 | 10 | 1,250 | 1,233 | 355 | 336 | 10 | 10 | 731 | 725 | 729 | 723 |
| 1 to 4 years ... | 9,258 | 9,134 | 9,232 | 9,108 | 26 | 26 | 5,086 | 4,896 | 1,307 | 1,279 | 26 | 25 | 2,839 | 2,934 | 2,834 | 2,930 |
| 5 years..... | 2,319 | 2,359 | 2,314 | 2,349 | 5 | 10 | 1,263 | 1,252 | 321 | 363 | 5 | 9 | 730 | 735 | 730 | 734 |
| 6 years..... | 2,395 | 2,517 | 2,390 | 2,500 | 5 | 17 | 1,283 | 1,349 | 351 | 349 | 5 | 17 | 756 | 802 | 754 | 802 |
| 7 years..... | 2,361 | 2,458 | 2,343 | 2,440 | 18 | 18 | 1,312 | 1,291 | 337 | 316 | 18 | 18 | 694 | 833 | 694 | 833 |
| 8 years..... | 2,341 | 2,334 | 2,326 | 2,312 | 15 | 22 | 1,284 | 1,247 | 312 | 305 | 15 | 21 | 730 | 761 | 727 | 758 |
| 9 years..... | 2,292 | 2,355 | 2,266 | 2,331 | 26 | 24 | 1,247 | 1,280 | 327 | 300 | 26 | 24 | 692 | 751 | 692 | 751 |
| 5 to 9 years ... | 11,708 | 12,023 | 11,639 | 11,932 | 69 | 91 | 6,389 | 6,419 | 1,648 | 1,633 | 69 | 89 | 3,602 | 3,882 | 3,597 | 3,878 |
| 10 years..... | 2,251 | 2,447 | 2,224 | 2,416 | 27 | 31 | 1,215 | 1,315 | 348 | 308 | 26 | 31 | 662 | 793 | 661 | 793 |
| 11 years..... | 2,089 | 2,320 | 2,067 | 2,291 | 22 | 29 | 1,141 | 1,228 | 298 | 307 | 22 | 29 | 623 | 756 | 623 | 756 |
| 12 years..... | 2,270 | 2,240 | 2,241 | 2,209 | 29 | 31 | 1,167 | 1,169 | 328 | 300 | 28 | 30 | 747 | 741 | 746 | 739 |
| 13 years..... | 2,172 | 2,371 | 2,131 | 2,333 | 41 | 38 | 1,160 | 1,243 | 272 | 299 | 41 | 37 | 699 | 792 | 699 | 792 |
| 14 years..... | 2,171 | 2,403 | 2,123 | 2,370 | 48 | 33 | 1,131 | 1,203 | 307 | 360 | 47 | 33 | 686 | 804 | 685 | 802 |
| 10 to 14 years.. | 10,933 | 11,781 | 10,736 | 11,619 | 167 | 162 | 5,814 | 6,161 | 1,553 | 1,574 | 164 | 160 | 3,422 | 3,886 | 3,419 | 3,832 |
| 15 years..... | 2,173 | 2,412 | 2,131 | 2,369 | 42 | 43 | 1,106 | 1,213 | 313 | 301 | 41 | 42 | 708 | 856 | 706 | 856 |
| 16 years..... | 2,134 | 2,579 | 2,136 | 2,525 | 48 | 54 | 1,117 | 1,245 | 330 | 324 | 47 | 53 | 690 | 957 | 688 | 957 |
| 17 years..... | 2,142 | 2,608 | 2,092 | 2,544 | 50 | 64 | 1,067 | 1,250 | 313 | 346 | 49 | 64 | 713 | 943 | 712 | 947 |
| 18 years..... | 2,394 | 2,365 | 2,323 | 2,735 | 66 | 80 | 1,147 | 1,299 | 335 | 341 | 65 | 76 | 847 | 1,149 | 844 | 1,148 |
| 19 years..... | 2,469 | 2,383 | 2,395 | 2,383 | 74 | 100 | 1,171 | 1,242 | 361 | 396 | 74 | 99 | 863 | 1,251 | 863 | 1,249 |
| 15 to 19 years.. | 11,362 | 13,452 | 11,082 | 13,111 | 280 | 341 | 5,608 | 6,249 | 1,657 | 1,708 | 276 | 334 | 3,821 | 5,161 | 3,813 | 5,157 |
| 20 years..... | 2,475 | 3,537 | 2,390 | 3,437 | 85 | 100 | 1,157 | 1,534 | 395 | 446 | 77 | 98 | 846 | 1,459 | 841 | 1,459 |
| 21 years..... | 2,678 | 3,094 | 2,571 | 2,930 | 107 | 114 | 1,325 | 1,371 | 378 | 423 | 103 | 110 | 872 | 1,190 | 868 | 1,190 |
| 22 years..... | 2,772 | 3,654 | 2,635 | 3,518 | 137 | 136 | 1,317 | 1,573 | 398 | 504 | 133 | 135 | 924 | 1,442 | 918 | 1,442 |
| 23 years..... | 2,836 | 3,727 | 2,771 | 3,577 | 115 | 150 | 1,357 | 1,584 | 439 | 506 | 109 | 149 | 981 | 1,488 | 978 | 1,488 |
| 24 years..... | 2,963 | 3,724 | 2,811 | 3,557 | 152 | 167 | 1,402 | 1,537 | 434 | 533 | 145 | 163 | 932 | 1,491 | 976 | 1,490 |
| 20 to 24 years.. | 13,774 | 17,736 | 13,178 | 17,069 | 596 | 667 | 6,553 | 7,599 | 2,044 | 2,412 | 567 | 655 | 4,605 | 7,070 | 4,531 | 7,069 |
| 25 years..... | 2,942 | 4,013 | 2,767 | 3,831 | 175 | 137 | 1,396 | 1,708 | 408 | 621 | 161 | 186 | 977 | 1,503 | 964 | 1,503 |
| 26 years..... | 2,547 | 3,185 | 2,399 | 3,039 | 143 | 146 | 1,262 | 1,376 | 403 | 538 | 135 | 145 | 747 | 1,126 | 738 | 1,124 |
| 27 years..... | 2,641 | 3,073 | 2,457 | 2,904 | 184 | 169 | 1,311 | 1,372 | 407 | 439 | 174 | 167 | 749 | 1,045 | 743 | 1,045 |
| 28 years..... | 2,801 | 3,333 | 2,596 | 3,118 | 205 | 215 | 1,326 | 1,403 | 421 | 523 | 193 | 213 | 861 | 1,194 | 848 | 1,193 |
| 29 years..... | 2,414 | 2,301 | 2,219 | 2,617 | 195 | 184 | 1,172 | 1,278 | 395 | 472 | 131 | 180 | 666 | 871 | 653 | 871 |
| 25 to 29 years.. | 13,345 | 16,410 | 12,438 | 15,509 | 907 | 901 | 6,467 | 7,137 | 2,034 | 2,643 | 844 | 891 | 4,000 | 5,739 | 3,946 | 5,736 |
| 30 years..... | 3,427 | 3,317 | 3,144 | 3,588 | 233 | 249 | 1,524 | 1,640 | 507 | 576 | 257 | 247 | 1,139 | 1,354 | 1,115 | 1,354 |
| 31 years..... | 2,053 | 2,129 | 1,873 | 1,966 | 185 | 163 | 1,044 | 1,016 | 402 | 406 | 173 | 161 | 439 | 546 | 431 | 546 |
| 32 years..... | 2,300 | 2,535 | 2,090 | 2,323 | 210 | 207 | 1,142 | 1,153 | 405 | 464 | 193 | 202 | 560 | 711 | 545 | 711 |
| 33 years..... | 2,030 | 2,171 | 1,833 | 2,005 | 197 | 166 | 1,035 | 991 | 373 | 429 | 132 | 164 | 462 | 587 | 449 | 587 |
| 34 years..... | 2,046 | 2,205 | 1,826 | 2,043 | 220 | 162 | 951 | 1,033 | 369 | 376 | 201 | 160 | 525 | 636 | 509 | 636 |
| 30 to 34 years.. | 11,911 | 12,857 | 10,816 | 11,910 | 1,095 | 947 | 5,724 | 5,838 | 2,056 | 2,251 | 1,006 | 934 | 3,125 | 3,834 | 3,049 | 3,834 |
| 35 years..... | 2,327 | 3,168 | 2,495 | 2,938 | 332 | 230 | 1,191 | 1,254 | 332 | 499 | 296 | 223 | 953 | 1,187 | 925 | 1,187 |
| 36 years..... | 1,831 | 1,953 | 1,614 | 1,802 | 217 | 151 | 863 | 920 | 292 | 323 | 192 | 150 | 479 | 560 | 454 | 559 |
| 37 years..... | 1,701 | 1,853 | 1,498 | 1,701 | 203 | 152 | 791 | 830 | 263 | 315 | 189 | 152 | 458 | 556 | 445 | 555 |
| 38 years..... | 2,126 | 2,333 | 1,886 | 2,165 | 240 | 173 | 1,016 | 993 | 292 | 379 | 213 | 172 | 600 | 794 | 573 | 794 |
| 39 years..... | 1,924 | 2,160 | 1,707 | 2,006 | 217 | 154 | 884 | 905 | 288 | 363 | 200 | 152 | 552 | 735 | 537 | 735 |
| 35 to 39 years.. | 10,409 | 11,472 | 9,200 | 10,612 | 1,209 | 860 | 4,750 | 4,902 | 1,517 | 1,884 | 1,095 | 854 | 3,047 | 3,332 | 2,939 | 3,330 |
| 40 years..... | 2,938 | 3,223 | 2,634 | 2,976 | 304 | 252 | 1,175 | 1,261 | 379 | 410 | 261 | 246 | 1,123 | 1,311 | 1,039 | 1,311 |
| 41 years..... | 1,348 | 1,304 | 1,204 | 1,214 | 144 | 90 | 687 | 622 | 215 | 234 | 126 | 90 | 320 | 358 | 304 | 358 |
| 42 years..... | 1,743 | 1,850 | 1,555 | 1,693 | 188 | 157 | 827 | 834 | 272 | 311 | 170 | 156 | 474 | 549 | 437 | 549 |
| 43 years..... | 1,376 | 1,437 | 1,229 | 1,315 | 147 | 122 | 672 | 732 | 233 | 233 | 139 | 122 | 332 | 350 | 325 | 349 |
| 44 years..... | 1,274 | 1,436 | 1,110 | 1,313 | 164 | 123 | 629 | 665 | 204 | 208 | 153 | 122 | 288 | 441 | 230 | 441 |
| 40 to 44 years.. | 8,679 | 9,255 | 7,732 | 8,511 | 947 | 744 | 3,990 | 4,114 | 1,303 | 1,396 | 849 | 736 | 2,537 | 3,009 | 2,455 | 3,008 |
| 45 years..... | 2,009 | 2,333 | 1,795 | 2,132 | 214 | 206 | 810 | 898 | 241 | 285 | 193 | 206 | 760 | 949 | 749 | 949 |
| 46 years..... | 1,133 | 1,247 | 935 | 1,135 | 143 | 112 | 554 | 613 | 164 | 190 | 139 | 110 | 276 | 334 | 267 | 334 |
| 47 years..... | 1,157 | 1,234 | 1,010 | 1,103 | 147 | 131 | 582 | 620 | 158 | 163 | 139 | 131 | 278 | 319 | 271 | 319 |
| 48 years..... | 1,352 | 1,519 | 1,176 | 1,359 | 176 | 160 | 604 | 703 | 161 | 169 | 160 | 160 | 418 | 490 | 418 | 490 |
| 49 years..... | 1,225 | 1,412 | 1,059 | 1,237 | 166 | 175 | 563 | 655 | 141 | 163 | 163 | 174 | 358 | 420 | 356 | 420 |
| 45 to 49 years.. | 6,876 | 7,750 | 6,025 | 6,966 | 851 | 734 | 3,113 | 3,494 | 865 | 963 | 808 | 731 | 2,090 | 2,512 | 2,056 | 2,512 |

¹ Persons of negro descent, Chinese, Japanese, and Indians.

² Includes all persons of negro descent.

GENERAL NATIVITY, AND COLOR, BY STATES AND TERRITORIES: 1900—Continued.

DISTRICT OF COLUMBIA.

| AGES. | AGGREGATE. | | NATIVE BORN. | | FOREIGN BORN. | | NATIVE WHITE— NATIVE PARENTS. | | NATIVE WHITE— FOREIGN PARENTS. | | FOREIGN WHITE. | | TOTAL COLORED. ¹ | | NEGRO. ² | |
|---------------------|------------|---------------|--------------|---------------|---------------|---------------|----------------------------------|---------------|-----------------------------------|---------------|-------------------|---------------|--------------------------------|---------------|---------------------|---------------|
| | Males. | Fe- males. | Males. | Fe- males. | Males. | Fe- males. | Males. | Fe- males. | Males. | Fe- males. | Males. | Fe- males. | Males. | Fe- males. | Males. | Fe- males. |
| 60 years..... | 2,083 | 2,541 | 1,750 | 2,212 | 283 | 329 | 773 | 1,004 | 166 | 198 | 261 | 327 | 838 | 1,017 | 813 | 1,017 |
| 61 years..... | 911 | 1,010 | 767 | 867 | 144 | 143 | 448 | 535 | 113 | 117 | 136 | 140 | 214 | 218 | 205 | 218 |
| 62 years..... | 1,243 | 1,265 | 1,012 | 1,108 | 231 | 162 | 553 | 621 | 131 | 137 | 223 | 161 | 336 | 346 | 329 | 346 |
| 63 years..... | 1,081 | 1,021 | 921 | 865 | 160 | 156 | 573 | 521 | 118 | 101 | 159 | 154 | 231 | 245 | 231 | 245 |
| 64 years..... | 1,103 | 1,091 | 909 | 922 | 194 | 169 | 551 | 579 | 106 | 105 | 190 | 169 | 266 | 238 | 253 | 237 |
| 50 to 54 years.. | 6,371 | 6,928 | 5,359 | 5,969 | 1,012 | 959 | 2,898 | 3,260 | 634 | 653 | 969 | 951 | 1,870 | 2,064 | 1,831 | 2,063 |
| 55 years..... | 1,314 | 1,429 | 1,064 | 1,206 | 250 | 223 | 609 | 677 | 104 | 115 | 243 | 223 | 358 | 414 | 351 | 414 |
| 56 years..... | 1,127 | 987 | 911 | 831 | 216 | 156 | 576 | 530 | 112 | 101 | 211 | 156 | 228 | 200 | 225 | 200 |
| 57 years..... | 963 | 875 | 778 | 735 | 185 | 140 | 522 | 481 | 96 | 91 | 183 | 138 | 162 | 165 | 161 | 165 |
| 58 years..... | 981 | 953 | 760 | 793 | 221 | 160 | 474 | 514 | 88 | 86 | 217 | 160 | 202 | 193 | 199 | 193 |
| 59 years..... | 900 | 757 | 724 | 638 | 176 | 119 | 470 | 407 | 84 | 79 | 175 | 117 | 171 | 134 | 170 | 154 |
| 55 to 59 years.. | 5,285 | 5,001 | 4,237 | 4,203 | 1,048 | 798 | 2,651 | 2,609 | 484 | 472 | 1,029 | 794 | 1,121 | 1,126 | 1,106 | 1,126 |
| 60 years..... | 1,448 | 1,562 | 1,156 | 1,254 | 292 | 308 | 628 | 644 | 87 | 99 | 291 | 307 | 442 | 512 | 441 | 512 |
| 61 years..... | 611 | 575 | 467 | 476 | 144 | 99 | 357 | 325 | 46 | 62 | 143 | 98 | 65 | 90 | 64 | 90 |
| 62 years..... | 753 | 736 | 537 | 599 | 166 | 137 | 404 | 408 | 69 | 55 | 166 | 136 | 114 | 137 | 114 | 137 |
| 63 years..... | 716 | 625 | 528 | 512 | 188 | 113 | 365 | 336 | 56 | 64 | 187 | 118 | 108 | 112 | 108 | 112 |
| 64 years..... | 595 | 580 | 427 | 463 | 168 | 117 | 298 | 323 | 45 | 57 | 168 | 117 | 84 | 83 | 84 | 83 |
| 60 to 64 years.. | 4,123 | 4,078 | 3,165 | 3,304 | 958 | 774 | 2,052 | 2,036 | 308 | 337 | 955 | 771 | 813 | 934 | 811 | 934 |
| 65 years..... | 844 | 940 | 640 | 747 | 204 | 193 | 331 | 332 | 52 | 56 | 202 | 192 | 259 | 310 | 259 | 310 |
| 66 years..... | 410 | 405 | 295 | 313 | 115 | 92 | 194 | 224 | 31 | 35 | 114 | 92 | 71 | 54 | 71 | 54 |
| 67 years..... | 419 | 404 | 289 | 322 | 130 | 82 | 200 | 236 | 26 | 28 | 130 | 81 | 63 | 59 | 63 | 59 |
| 68 years..... | 409 | 464 | 295 | 366 | 114 | 98 | 211 | 252 | 29 | 24 | 114 | 97 | 55 | 91 | 55 | 91 |
| 69 years..... | 349 | 394 | 248 | 307 | 101 | 84 | 166 | 191 | 22 | 34 | 101 | 84 | 60 | 82 | 60 | 82 |
| 65 to 69 years.. | 2,431 | 2,604 | 1,767 | 2,055 | 664 | 549 | 1,102 | 1,235 | 160 | 177 | 661 | 546 | 508 | 596 | 508 | 596 |
| 70 years..... | 554 | 717 | 386 | 570 | 168 | 147 | 204 | 263 | 21 | 39 | 168 | 146 | 161 | 269 | 161 | 269 |
| 71 years..... | 277 | 272 | 174 | 203 | 103 | 69 | 129 | 153 | 12 | 19 | 103 | 69 | 33 | 31 | 33 | 31 |
| 72 years..... | 277 | 330 | 201 | 243 | 76 | 32 | 138 | 169 | 18 | 26 | 75 | 32 | 46 | 53 | 46 | 53 |
| 73 years..... | 277 | 270 | 192 | 206 | 85 | 64 | 138 | 150 | 18 | 20 | 85 | 64 | 36 | 36 | 36 | 36 |
| 74 years..... | 226 | 240 | 146 | 196 | 80 | 44 | 106 | 129 | 16 | 15 | 80 | 44 | 24 | 32 | 24 | 32 |
| 70 to 74 years.. | 1,611 | 1,829 | 1,099 | 1,423 | 512 | 406 | 715 | 864 | 85 | 119 | 511 | 405 | 300 | 441 | 300 | 441 |
| 75 years..... | 252 | 381 | 179 | 304 | 73 | 77 | 97 | 175 | 9 | 22 | 73 | 77 | 73 | 107 | 73 | 107 |
| 76 years..... | 179 | 213 | 120 | 172 | 59 | 41 | 87 | 108 | 9 | 18 | 59 | 41 | 24 | 46 | 24 | 46 |
| 77 years..... | 131 | 151 | 85 | 112 | 46 | 39 | 67 | 79 | 6 | 9 | 46 | 39 | 12 | 24 | 12 | 24 |
| 78 years..... | 124 | 164 | 87 | 120 | 37 | 44 | 63 | 75 | 6 | 11 | 36 | 44 | 19 | 34 | 18 | 34 |
| 79 years..... | 110 | 140 | 74 | 114 | 35 | 26 | 42 | 77 | 9 | 9 | 36 | 26 | 23 | 28 | 23 | 28 |
| 75 to 79 years.. | 796 | 1,049 | 545 | 822 | 251 | 227 | 356 | 514 | 39 | 69 | 250 | 227 | 151 | 239 | 150 | 239 |
| 80 years..... | 125 | 232 | 96 | 192 | 29 | 40 | 49 | 87 | 5 | 12 | 29 | 40 | 42 | 93 | 42 | 93 |
| 81 years..... | 79 | 94 | 52 | 79 | 27 | 15 | 33 | 57 | 7 | 10 | 27 | 15 | 12 | 12 | 12 | 12 |
| 82 years..... | 66 | 92 | 41 | 80 | 25 | 12 | 24 | 51 | 7 | 7 | 25 | 12 | 10 | 22 | 10 | 22 |
| 83 years..... | 42 | 72 | 27 | 53 | 15 | 14 | 18 | 35 | 2 | 3 | 15 | 14 | 7 | 20 | 7 | 20 |
| 84 years..... | 39 | 77 | 31 | 55 | 8 | 22 | 16 | 28 | 3 | 6 | 8 | 22 | 12 | 21 | 12 | 21 |
| 80 to 84 years.. | 351 | 567 | 247 | 464 | 104 | 103 | 140 | 258 | 24 | 38 | 104 | 103 | 83 | 168 | 83 | 168 |
| 85 years..... | 39 | 75 | 31 | 59 | 8 | 16 | 19 | 20 | 1 | 4 | 8 | 16 | 11 | 35 | 11 | 35 |
| 86 years..... | 28 | 39 | 23 | 32 | 5 | 7 | 12 | 21 | 1 | 5 | 5 | 7 | 10 | 10 | 10 | 10 |
| 87 years..... | 24 | 37 | 23 | 31 | 1 | 6 | 14 | 19 | 1 | 3 | 1 | 6 | 8 | 9 | 8 | 9 |
| 88 years..... | 26 | 36 | 20 | 30 | 6 | 6 | 13 | 9 | 1 | 1 | 6 | 6 | 6 | 6 | 6 | 20 |
| 89 years..... | 15 | 19 | 12 | 17 | 3 | 2 | 6 | 9 | 1 | 1 | 3 | 2 | 6 | 7 | 6 | 7 |
| 85 to 89 years.. | 132 | 206 | 109 | 169 | 23 | 37 | 64 | 78 | 4 | 10 | 23 | 37 | 41 | 81 | 41 | 81 |
| 90 years..... | 9 | 42 | 8 | 39 | 1 | 3 | 3 | 7 | 1 | 3 | 1 | 3 | 5 | 32 | 5 | 32 |
| 91 years..... | 5 | 10 | 4 | 7 | 1 | 3 | 4 | 5 | 1 | 3 | 1 | 3 | 3 | 2 | 3 | 2 |
| 92 years..... | 4 | 8 | 4 | 8 | 1 | 2 | 2 | 2 | 1 | 2 | 1 | 2 | 3 | 6 | 3 | 6 |
| 93 years..... | 5 | 6 | 5 | 4 | 1 | 2 | 3 | 2 | 1 | 1 | 1 | 2 | 2 | 1 | 2 | 1 |
| 94 years..... | 3 | 7 | 2 | 7 | 1 | 1 | 1 | 1 | 1 | 1 | 1 | 1 | 1 | 6 | 1 | 6 |
| 90 to 94 years.. | 26 | 73 | 23 | 65 | 3 | 8 | 11 | 16 | 1 | 2 | 3 | 8 | 11 | 47 | 11 | 47 |
| 95 years..... | 2 | 13 | 2 | 12 | 1 | 1 | 1 | 1 | 1 | 1 | 1 | 1 | 1 | 12 | 1 | 12 |
| 96 years..... | 3 | 1 | 3 | 1 | 1 | 1 | 1 | 1 | 1 | 1 | 1 | 1 | 1 | 1 | 1 | 1 |
| 97 years..... | 2 | 3 | 2 | 3 | 1 | 1 | 1 | 1 | 1 | 1 | 1 | 1 | 1 | 2 | 1 | 2 |
| 98 years..... | 3 | 9 | 2 | 8 | 1 | 1 | 1 | 1 | 1 | 1 | 1 | 1 | 1 | 7 | 1 | 7 |
| 99 years..... | 3 | 3 | 2 | 3 | 1 | 1 | 1 | 1 | 1 | 1 | 1 | 1 | 1 | 2 | 1 | 2 |
| 95 to 99 years.. | 10 | 29 | 9 | 27 | 1 | 2 | 3 | 3 | 1 | 1 | 1 | 2 | 6 | 23 | 6 | 23 |
| 100 years and over. | 6 | 14 | 6 | 13 | 1 | 1 | 1 | 1 | 1 | 1 | 1 | 1 | 6 | 12 | 6 | 12 |
| Age unknown.... | 162 | 133 | 157 | 131 | 5 | 2 | 120 | 83 | 3 | 2 | 2 | 2 | 37 | 46 | 34 | 46 |

¹ Persons of negro descent, Chinese, Japanese, and Indians.

² Includes all persons of negro descent.

STATISTICS OF POPULATION.

TABLE 2.—AGES OF THE AGGREGATE POPULATION, CLASSIFIED BY SEX, FLORIDA.

| AGES | AGGREGATE. | | NATIVE BORN. | | FOREIGN BORN. | | NATIVE WHITE—NATIVE PARENTS. | | NATIVE WHITE—FOREIGN PARENTS. | | FOREIGN WHITE. | | TOTAL COLORED. ¹ | | NEGRO. ² | |
|--------------------------|------------|-----------|--------------|-----------|---------------|-----------|------------------------------|-----------|-------------------------------|-----------|----------------|-----------|-----------------------------|-----------|---------------------|-----------|
| | Males. | Fe-males. | Males. | Fe-males. | Males. | Fe-males. | Males. | Fe-males. | Males. | Fe-males. | Males. | Fe-males. | Males. | Fe-males. | Males. | Fe-males. |
| All ages | 275,246 | 253,296 | 261,646 | 243,064 | 13,600 | 10,232 | 131,380 | 122,652 | 12,088 | 11,956 | 11,260 | 7,997 | 120,518 | 110,691 | 120,199 | 110,581 |
| Under 1 month | 566 | 634 | 566 | 634 | | | 288 | 305 | 30 | 32 | | | 248 | 297 | 248 | 297 |
| 1 to 2 months | 1,375 | 1,905 | 1,374 | 1,905 | 1 | | 704 | 653 | 82 | 73 | 1 | | 588 | 579 | 588 | 579 |
| 3 to 5 months | 2,118 | 1,965 | 2,110 | 1,962 | 3 | 3 | 1,058 | 1,000 | 144 | 108 | 3 | 3 | 908 | 854 | 908 | 854 |
| 6 to 8 months | 2,075 | 1,964 | 2,071 | 1,960 | 4 | 4 | 1,105 | 987 | 130 | 127 | 4 | 4 | 835 | 846 | 835 | 846 |
| 9 to 11 months | 1,574 | 1,493 | 1,571 | 1,490 | 3 | 3 | 816 | 783 | 107 | 110 | 3 | 1 | 643 | 599 | 643 | 599 |
| Under 1 year | 7,703 | 7,361 | 7,692 | 7,351 | 11 | 10 | 3,972 | 3,728 | 493 | 450 | 11 | 8 | 3,227 | 3,175 | 3,227 | 3,175 |
| 1 year | 7,020 | 6,883 | 7,002 | 6,867 | 18 | 16 | 3,612 | 3,486 | 394 | 384 | 16 | 12 | 2,998 | 3,001 | 2,997 | 2,995 |
| 2 years | 7,410 | 7,111 | 7,379 | 7,099 | 31 | 18 | 3,696 | 3,434 | 408 | 419 | 24 | 14 | 3,282 | 3,250 | 3,280 | 3,247 |
| 3 years | 7,370 | 7,281 | 7,339 | 7,252 | 31 | 29 | 3,770 | 3,599 | 443 | 400 | 26 | 21 | 3,131 | 3,261 | 3,127 | 3,259 |
| 4 years | 7,322 | 7,226 | 7,287 | 7,179 | 35 | 47 | 3,663 | 3,543 | 389 | 441 | 29 | 40 | 3,241 | 3,202 | 3,236 | 3,200 |
| 1 to 4 years | 29,122 | 28,507 | 29,007 | 28,397 | 115 | 110 | 14,741 | 14,062 | 1,634 | 1,644 | 95 | 87 | 12,652 | 12,714 | 12,640 | 12,701 |
| 5 years | 7,161 | 7,126 | 7,111 | 7,079 | 50 | 47 | 3,612 | 3,508 | 412 | 424 | 40 | 39 | 3,096 | 3,155 | 3,096 | 3,148 |
| 6 years | 7,467 | 7,479 | 7,415 | 7,422 | 52 | 57 | 3,726 | 3,681 | 441 | 447 | 47 | 44 | 3,253 | 3,307 | 3,244 | 3,300 |
| 7 years | 7,120 | 7,022 | 7,060 | 6,939 | 60 | 83 | 3,595 | 3,415 | 433 | 408 | 55 | 68 | 3,037 | 3,131 | 3,032 | 3,123 |
| 8 years | 7,038 | 7,102 | 6,974 | 7,027 | 64 | 75 | 3,606 | 3,503 | 411 | 405 | 53 | 66 | 2,968 | 3,123 | 2,963 | 3,120 |
| 9 years | 6,445 | 6,399 | 6,379 | 6,325 | 66 | 74 | 3,345 | 3,218 | 375 | 413 | 50 | 57 | 2,675 | 2,711 | 2,669 | 2,706 |
| 5 to 9 years | 35,231 | 35,128 | 34,939 | 34,792 | 292 | 336 | 17,885 | 17,325 | 2,072 | 2,097 | 245 | 274 | 15,029 | 15,432 | 15,004 | 15,397 |
| 10 years | 6,913 | 6,507 | 6,810 | 6,403 | 103 | 104 | 3,475 | 3,209 | 367 | 348 | 86 | 85 | 2,985 | 2,865 | 2,974 | 2,859 |
| 11 years | 5,915 | 5,779 | 5,829 | 5,697 | 86 | 82 | 3,096 | 2,967 | 335 | 341 | 68 | 65 | 2,416 | 2,406 | 2,412 | 2,405 |
| 12 years | 6,788 | 6,436 | 6,679 | 6,326 | 109 | 110 | 3,409 | 3,099 | 313 | 331 | 86 | 89 | 2,975 | 2,917 | 2,965 | 2,913 |
| 13 years | 5,680 | 5,546 | 5,591 | 5,433 | 89 | 108 | 2,895 | 2,742 | 280 | 303 | 71 | 87 | 2,434 | 2,414 | 2,430 | 2,414 |
| 14 years | 5,708 | 5,708 | 5,574 | 5,563 | 129 | 140 | 2,858 | 2,781 | 272 | 270 | 116 | 119 | 2,457 | 2,533 | 2,452 | 2,537 |
| 10 to 14 years | 30,999 | 29,976 | 30,483 | 29,432 | 516 | 544 | 15,733 | 14,798 | 1,572 | 1,593 | 427 | 445 | 13,267 | 13,140 | 13,233 | 13,128 |
| 15 years | 5,228 | 5,458 | 5,112 | 5,313 | 116 | 145 | 2,716 | 2,687 | 238 | 235 | 100 | 106 | 2,174 | 2,430 | 2,167 | 2,429 |
| 16 years | 5,300 | 5,589 | 5,163 | 5,419 | 137 | 170 | 2,729 | 2,685 | 225 | 274 | 120 | 138 | 2,226 | 2,492 | 2,223 | 2,487 |
| 17 years | 5,279 | 5,350 | 5,128 | 5,185 | 151 | 165 | 2,686 | 2,630 | 250 | 222 | 122 | 134 | 2,221 | 2,364 | 2,216 | 2,362 |
| 18 years | 5,760 | 5,799 | 5,599 | 5,601 | 161 | 198 | 2,709 | 2,740 | 212 | 232 | 129 | 152 | 2,710 | 2,675 | 2,705 | 2,670 |
| 19 years | 5,185 | 5,305 | 5,021 | 5,131 | 164 | 174 | 2,376 | 2,478 | 233 | 242 | 123 | 129 | 2,448 | 2,456 | 2,446 | 2,451 |
| 15 to 19 years | 26,752 | 27,501 | 26,023 | 26,649 | 729 | 852 | 13,216 | 13,220 | 1,158 | 1,205 | 599 | 659 | 11,779 | 12,417 | 11,757 | 12,399 |
| 20 years | 5,838 | 6,175 | 5,637 | 5,977 | 201 | 198 | 2,561 | 2,737 | 194 | 209 | 158 | 155 | 2,925 | 3,074 | 2,921 | 3,069 |
| 21 years | 5,387 | 4,891 | 5,648 | 4,706 | 239 | 185 | 2,609 | 2,256 | 211 | 227 | 190 | 133 | 2,377 | 2,275 | 2,370 | 2,274 |
| 22 years | 5,981 | 5,708 | 5,741 | 5,483 | 240 | 225 | 2,599 | 2,500 | 202 | 237 | 176 | 151 | 3,004 | 2,820 | 2,997 | 2,816 |
| 23 years | 5,926 | 5,196 | 5,621 | 4,947 | 305 | 249 | 2,467 | 2,255 | 220 | 204 | 236 | 175 | 3,003 | 2,562 | 2,996 | 2,558 |
| 24 years | 6,027 | 5,399 | 5,733 | 5,157 | 294 | 242 | 2,433 | 2,399 | 220 | 206 | 229 | 185 | 3,145 | 2,609 | 3,144 | 2,608 |
| 20 to 24 years | 29,659 | 27,369 | 28,330 | 26,270 | 1,279 | 1,099 | 12,669 | 12,147 | 1,047 | 1,033 | 989 | 799 | 14,954 | 13,340 | 14,928 | 13,325 |
| 25 years | 6,220 | 5,666 | 5,888 | 5,414 | 332 | 252 | 2,417 | 2,339 | 223 | 205 | 254 | 182 | 3,326 | 2,890 | 3,320 | 2,885 |
| 26 years | 4,963 | 4,311 | 4,685 | 4,065 | 278 | 246 | 2,156 | 1,919 | 197 | 188 | 220 | 180 | 2,390 | 2,024 | 2,386 | 2,019 |
| 27 years | 4,641 | 4,018 | 4,319 | 3,767 | 322 | 251 | 1,975 | 1,858 | 163 | 192 | 253 | 189 | 2,245 | 1,779 | 2,237 | 1,779 |
| 28 years | 4,930 | 3,989 | 4,562 | 3,734 | 368 | 265 | 2,033 | 1,787 | 169 | 175 | 232 | 177 | 2,441 | 1,850 | 2,439 | 1,849 |
| 29 years | 3,873 | 3,287 | 3,533 | 3,041 | 340 | 246 | 1,713 | 1,543 | 137 | 160 | 252 | 182 | 1,771 | 1,397 | 1,762 | 1,395 |
| 25 to 29 years | 24,627 | 21,271 | 22,987 | 20,021 | 1,640 | 1,250 | 10,299 | 9,501 | 894 | 920 | 1,261 | 910 | 12,173 | 9,940 | 12,144 | 9,927 |
| 30 years | 5,888 | 4,853 | 5,453 | 4,508 | 430 | 345 | 2,200 | 2,029 | 172 | 190 | 345 | 248 | 3,166 | 2,386 | 3,151 | 2,382 |
| 31 years | 2,862 | 2,389 | 2,618 | 2,212 | 244 | 177 | 1,426 | 1,287 | 112 | 113 | 196 | 139 | 1,123 | 850 | 1,123 | 849 |
| 32 years | 3,514 | 2,906 | 3,196 | 2,673 | 313 | 233 | 1,610 | 1,397 | 132 | 156 | 251 | 179 | 1,521 | 1,174 | 1,515 | 1,172 |
| 33 years | 3,413 | 2,890 | 3,093 | 2,657 | 320 | 233 | 1,603 | 1,423 | 113 | 147 | 248 | 174 | 1,444 | 1,146 | 1,436 | 1,145 |
| 34 years | 3,312 | 2,783 | 2,962 | 2,561 | 350 | 222 | 1,336 | 1,277 | 123 | 127 | 273 | 163 | 1,525 | 1,216 | 1,520 | 1,214 |
| 30 to 34 years | 18,984 | 15,821 | 17,322 | 14,611 | 1,662 | 1,210 | 8,225 | 7,413 | 657 | 733 | 1,318 | 903 | 8,784 | 6,772 | 8,748 | 6,762 |
| 35 years | 4,667 | 3,656 | 4,241 | 3,399 | 426 | 257 | 1,552 | 1,389 | 126 | 114 | 334 | 195 | 2,655 | 1,958 | 2,637 | 1,953 |
| 36 years | 2,890 | 2,491 | 2,546 | 2,281 | 344 | 210 | 1,233 | 1,067 | 107 | 126 | 274 | 157 | 1,271 | 1,141 | 1,260 | 1,140 |
| 37 years | 2,672 | 2,275 | 2,421 | 2,085 | 251 | 190 | 1,262 | 1,085 | 113 | 98 | 203 | 150 | 1,094 | 942 | 1,091 | 941 |
| 38 years | 3,463 | 2,990 | 3,120 | 2,755 | 343 | 235 | 1,730 | 1,469 | 134 | 129 | 277 | 180 | 1,322 | 1,212 | 1,309 | 1,211 |
| 39 years | 3,170 | 2,497 | 2,888 | 2,302 | 282 | 195 | 1,583 | 1,232 | 143 | 133 | 223 | 146 | 1,216 | 986 | 1,212 | 986 |
| 35 to 39 years | 16,862 | 13,909 | 15,216 | 12,822 | 1,646 | 1,087 | 7,365 | 6,242 | 623 | 600 | 1,316 | 828 | 7,558 | 6,239 | 7,509 | 6,231 |
| 40 years | 4,729 | 4,099 | 4,232 | 3,815 | 497 | 284 | 1,374 | 1,665 | 129 | 121 | 391 | 200 | 2,335 | 2,113 | 2,315 | 2,109 |
| 41 years | 2,121 | 1,643 | 1,906 | 1,518 | 215 | 125 | 1,133 | 986 | 93 | 93 | 185 | 102 | 660 | 460 | 656 | 460 |
| 42 years | 2,391 | 1,952 | 2,127 | 1,821 | 264 | 131 | 1,253 | 1,097 | 123 | 102 | 226 | 104 | 789 | 649 | 783 | 647 |
| 43 years | 1,990 | 1,711 | 1,801 | 1,575 | 189 | 136 | 1,123 | 1,013 | 111 | 86 | 161 | 102 | 590 | 520 | 583 | 520 |
| 44 years | 2,192 | 1,881 | 1,975 | 1,683 | 217 | 148 | 1,202 | 1,084 | 84 | 83 | 184 | 129 | 722 | 585 | 719 | 584 |
| 40 to 44 years | 13,423 | 11,236 | 12,041 | 10,412 | 1,382 | 824 | 6,640 | 5,785 | 540 | 487 | 1,147 | 637 | 5,096 | 4,327 | 5,066 | 4,320 |
| 45 years | 3,714 | 2,952 | 3,384 | 2,780 | 330 | 172 | 1,355 | 1,315 | 109 | 97 | 271 | 126 | 1,679 | 1,414 | 1,671 | 1,410 |
| 46 years | 2,139 | 1,681 | 1,951 | 1,560 | 188 | 121 | 1,131 | 953 | 91 | 100 | 165 | 92 | 752 | 556 | 750 | 535 |
| 47 years | 2,080 | 1,556 | 1,874 | 1,420 | 206 | 136 | 1,064 | 873 | 73 | 77 | 179 | 107 | 759 | 499 | 755 | 497 |
| 48 years | 2,328 | 1,842 | 2,096 | 1,678 | 232 | 164 | 1,166 | 961 | 79 | 62 | 195 | 129 | 838 | 690 | 833 | 690 |
| 49 years | 2,065 | 1,700 | 1,841 | 1,555 | 224 | 145 | 1,070 | 902 | 77 | 56 | 201 | 116 | 717 | 626 | 716 | |

GENERAL NATIVITY, AND COLOR, BY STATES AND TERRITORIES: 1900—Continued.

FLORIDA.

| AGES. | AGGREGATE. | | NATIVE BORN. | | FOREIGN BORN. | | NATIVE WHITE— NATIVE PARENTS. | | NATIVE WHITE— FOREIGN PARENTS. | | FOREIGN WHITE. | | TOTAL COLORED. ¹ | | NEGRO. ² | |
|---------------------|------------|---------------|--------------|---------------|---------------|---------------|----------------------------------|---------------|-----------------------------------|---------------|-------------------|---------------|--------------------------------|---------------|---------------------|---------------|
| | Males. | Fe- males. | Males. | Fe- males. | Males. | Fe- males. | Males. | Fe- males. | Males. | Fe- males. | Males. | Fe- males. | Males. | Fe- males. | Males. | Fe- males. |
| 50 years..... | 3,278 | 3,047 | 2,969 | 2,796 | 309 | 251 | 1,330 | 1,264 | 85 | 84 | 247 | 206 | 1,616 | 1,493 | 1,611 | 1,491 |
| 51 years..... | 1,452 | 1,154 | 1,293 | 1,049 | 154 | 105 | 858 | 723 | 70 | 43 | 134 | 92 | 390 | 296 | 390 | 296 |
| 52 years..... | 1,695 | 1,353 | 1,523 | 1,218 | 172 | 135 | 968 | 822 | 61 | 54 | 154 | 113 | 512 | 364 | 510 | 364 |
| 53 years..... | 1,881 | 1,185 | 1,223 | 1,098 | 158 | 87 | 823 | 759 | 58 | 51 | 143 | 79 | 357 | 296 | 357 | 296 |
| 54 years..... | 1,412 | 1,275 | 1,233 | 1,159 | 179 | 116 | 791 | 759 | 59 | 37 | 160 | 97 | 402 | 332 | 399 | 332 |
| 50 to 54 years.. | 9,218 | 8,014 | 8,246 | 7,320 | 972 | 694 | 4,770 | 4,327 | 333 | 269 | 833 | 587 | 3,277 | 2,831 | 3,267 | 2,829 |
| 55 years..... | 2,015 | 1,701 | 1,794 | 1,586 | 221 | 115 | 904 | 863 | 58 | 48 | 202 | 101 | 851 | 694 | 847 | 681 |
| 56 years..... | 1,458 | 1,106 | 1,281 | 992 | 177 | 114 | 760 | 667 | 54 | 34 | 157 | 102 | 487 | 303 | 487 | 302 |
| 57 years..... | 1,133 | 910 | 1,002 | 830 | 131 | 80 | 605 | 558 | 49 | 43 | 117 | 72 | 362 | 237 | 362 | 236 |
| 58 years..... | 1,038 | 903 | 914 | 814 | 124 | 89 | 534 | 534 | 48 | 29 | 112 | 82 | 344 | 258 | 342 | 258 |
| 59 years..... | 943 | 806 | 820 | 721 | 123 | 85 | 466 | 467 | 40 | 37 | 110 | 79 | 327 | 223 | 327 | 223 |
| 55 to 59 years.. | 6,587 | 5,426 | 5,811 | 4,943 | 776 | 483 | 3,269 | 3,094 | 249 | 191 | 698 | 436 | 2,371 | 1,705 | 2,365 | 1,700 |
| 60 years..... | 1,884 | 1,916 | 1,689 | 1,766 | 195 | 150 | 692 | 724 | 43 | 32 | 174 | 120 | 975 | 1,040 | 967 | 1,038 |
| 61 years..... | 846 | 558 | 535 | 508 | 111 | 50 | 375 | 387 | 26 | 27 | 107 | 45 | 338 | 119 | 338 | 119 |
| 62 years..... | 802 | 642 | 713 | 572 | 89 | 70 | 462 | 409 | 30 | 16 | 81 | 63 | 229 | 154 | 228 | 154 |
| 63 years..... | 757 | 597 | 666 | 535 | 91 | 62 | 419 | 387 | 40 | 17 | 86 | 60 | 212 | 133 | 211 | 133 |
| 64 years..... | 713 | 630 | 605 | 553 | 108 | 77 | 386 | 387 | 27 | 24 | 105 | 72 | 195 | 147 | 195 | 147 |
| 60 to 64 years.. | 4,802 | 4,343 | 4,208 | 3,934 | 594 | 409 | 2,334 | 2,274 | 166 | 116 | 553 | 360 | 1,749 | 1,593 | 1,739 | 1,591 |
| 65 years..... | 1,135 | 1,067 | 1,018 | 989 | 117 | 78 | 446 | 465 | 23 | 17 | 108 | 66 | 558 | 519 | 556 | 514 |
| 66 years..... | 623 | 476 | 539 | 428 | 84 | 48 | 348 | 328 | 19 | 12 | 77 | 45 | 179 | 91 | 179 | 91 |
| 67 years..... | 577 | 445 | 503 | 402 | 74 | 43 | 331 | 275 | 15 | 22 | 72 | 38 | 159 | 110 | 158 | 110 |
| 68 years..... | 528 | 432 | 450 | 381 | 78 | 51 | 289 | 250 | 14 | 11 | 75 | 44 | 150 | 127 | 150 | 127 |
| 69 years..... | 437 | 401 | 397 | 360 | 40 | 41 | 253 | 245 | 15 | 6 | 37 | 38 | 132 | 112 | 132 | 112 |
| 65 to 69 years.. | 3,300 | 2,821 | 2,907 | 2,560 | 393 | 261 | 1,667 | 1,563 | 86 | 68 | 369 | 231 | 1,178 | 959 | 1,175 | 954 |
| 70 years..... | 741 | 834 | 678 | 814 | 63 | 70 | 284 | 315 | 17 | 16 | 56 | 52 | 334 | 501 | 384 | 501 |
| 71 years..... | 307 | 239 | 265 | 214 | 42 | 25 | 196 | 154 | 7 | 8 | 42 | 24 | 62 | 53 | 62 | 53 |
| 72 years..... | 411 | 276 | 361 | 249 | 50 | 27 | 247 | 175 | 12 | 6 | 50 | 22 | 102 | 73 | 102 | 73 |
| 73 years..... | 272 | 231 | 244 | 211 | 28 | 20 | 165 | 159 | 14 | 8 | 27 | 19 | 66 | 45 | 66 | 45 |
| 74 years..... | 265 | 253 | 235 | 229 | 30 | 24 | 154 | 156 | 9 | 11 | 29 | 23 | 73 | 63 | 73 | 62 |
| 70 to 74 years.. | 1,996 | 1,833 | 1,783 | 1,717 | 213 | 166 | 1,046 | 959 | 59 | 49 | 204 | 140 | 687 | 735 | 687 | 734 |
| 75 years..... | 393 | 422 | 360 | 401 | 33 | 21 | 138 | 155 | 11 | 5 | 33 | 17 | 211 | 245 | 210 | 244 |
| 76 years..... | 208 | 152 | 186 | 140 | 22 | 12 | 114 | 87 | 10 | 4 | 20 | 10 | 64 | 51 | 64 | 51 |
| 77 years..... | 178 | 133 | 165 | 121 | 13 | 12 | 102 | 84 | 10 | 8 | 12 | 12 | 54 | 29 | 54 | 29 |
| 78 years..... | 186 | 151 | 167 | 137 | 19 | 14 | 104 | 77 | 4 | 10 | 19 | 12 | 59 | 52 | 59 | 52 |
| 79 years..... | 134 | 120 | 120 | 112 | 14 | 8 | 71 | 71 | 4 | 2 | 13 | 6 | 46 | 41 | 46 | 41 |
| 75 to 79 years.. | 1,099 | 978 | 998 | 911 | 101 | 67 | 529 | 474 | 39 | 29 | 97 | 57 | 434 | 418 | 433 | 417 |
| 80 years..... | 269 | 311 | 250 | 288 | 19 | 23 | 74 | 66 | 5 | 2 | 17 | 17 | 173 | 226 | 170 | 225 |
| 81 years..... | 83 | 56 | 67 | 51 | 16 | 5 | 45 | 34 | 1 | 4 | 14 | 5 | 23 | 13 | 23 | 13 |
| 82 years..... | 81 | 68 | 78 | 61 | 3 | 7 | 44 | 34 | ----- | 2 | 3 | 4 | 34 | 28 | 34 | 26 |
| 83 years..... | 65 | 52 | 57 | 49 | 8 | 3 | 36 | 30 | 3 | 1 | 7 | 3 | 19 | 18 | 19 | 18 |
| 84 years..... | 53 | 62 | 49 | 59 | 4 | 3 | 22 | 36 | 1 | 4 | 3 | 3 | 27 | 19 | 27 | 19 |
| 80 to 84 years.. | 551 | 549 | 501 | 508 | 50 | 41 | 221 | 200 | 10 | 13 | 44 | 32 | 276 | 304 | 273 | 301 |
| 85 years..... | 79 | 80 | 73 | 77 | 6 | 3 | 20 | 20 | 4 | 1 | 6 | 3 | 49 | 56 | 48 | 56 |
| 86 years..... | 35 | 44 | 32 | 35 | 3 | 9 | 20 | 20 | ----- | 2 | 2 | 7 | 23 | 15 | 22 | 15 |
| 87 years..... | 39 | 36 | 36 | 34 | 3 | 2 | 15 | 22 | 2 | ----- | 3 | 2 | 19 | 12 | 19 | 12 |
| 88 years..... | 21 | 33 | 20 | 30 | 1 | 3 | 10 | 21 | ----- | 1 | 1 | 1 | 10 | 10 | 10 | 10 |
| 89 years..... | 22 | 28 | 19 | 26 | 3 | 2 | 3 | 14 | ----- | ----- | 3 | 1 | 16 | 13 | 16 | 13 |
| 85 to 89 years.. | 196 | 221 | 180 | 202 | 16 | 19 | 58 | 97 | 6 | 4 | 15 | 14 | 117 | 106 | 115 | 106 |
| 90 years..... | 45 | 62 | 45 | 61 | ----- | 1 | 8 | 11 | 1 | 1 | ----- | 1 | 36 | 49 | 36 | 48 |
| 91 years..... | 4 | 9 | 4 | 9 | ----- | ----- | 1 | 4 | ----- | 2 | ----- | ----- | 3 | 3 | 3 | 3 |
| 92 years..... | 9 | 15 | 8 | 13 | 1 | 2 | 1 | 4 | ----- | ----- | 1 | 2 | 7 | 9 | 7 | 9 |
| 93 years..... | 5 | 9 | 5 | 9 | ----- | ----- | 2 | 4 | ----- | ----- | ----- | ----- | 3 | 5 | 3 | 5 |
| 94 years..... | 8 | 5 | 8 | 5 | ----- | ----- | 2 | 1 | 1 | 1 | ----- | ----- | 5 | 3 | 5 | 3 |
| 90 to 94 years.. | 71 | 100 | 70 | 97 | 1 | 3 | 14 | 24 | 2 | 4 | 1 | 3 | 54 | 69 | 54 | 68 |
| 95 years..... | 18 | 19 | 18 | 16 | ----- | 3 | 5 | 1 | ----- | ----- | ----- | 2 | 13 | 16 | 13 | 16 |
| 96 years..... | 7 | 10 | 7 | 8 | ----- | 2 | ----- | ----- | ----- | ----- | ----- | 1 | 7 | 9 | 7 | 9 |
| 97 years..... | 4 | 10 | 3 | 10 | 1 | ----- | 1 | 3 | ----- | ----- | 1 | ----- | 2 | 7 | 2 | 7 |
| 98 years..... | 9 | 7 | 9 | 7 | ----- | ----- | ----- | 1 | ----- | ----- | ----- | ----- | 9 | 6 | 9 | 6 |
| 99 years..... | 8 | 5 | 7 | 5 | 1 | ----- | 1 | ----- | ----- | ----- | ----- | ----- | 7 | 5 | 7 | 5 |
| 95 to 99 years.. | 46 | 51 | 44 | 46 | 2 | 5 | 7 | 5 | ----- | ----- | 1 | 3 | 38 | 43 | 38 | 43 |
| 100 years and over. | 30 | 49 | 27 | 49 | 3 | ----- | 2 | 4 | ----- | 1 | 2 | ----- | 26 | 44 | 26 | 44 |
| Age unknown.... | 1,662 | 1,051 | 1,635 | 1,027 | 27 | 24 | 632 | 406 | 14 | 8 | 19 | 14 | 997 | 623 | 996 | 623 |

¹ Persons of negro descent, Chinese, Japanese, and Indians.

² Includes all persons of negro descent.

STATISTICS OF POPULATION.

TABLE 2.—AGES OF THE AGGREGATE POPULATION, CLASSIFIED BY SEX,
GEORGIA.

| AGES. | AGGREGATE. | | NATIVE BORN. | | FOREIGN BORN. | | NATIVE WHITE— NATIVE PARENTS. | | NATIVE WHITE— FOREIGN PARENTS. | | FOREIGN WHITE. | | TOTAL COLORED. ¹ | | NEGRO. ² | |
|----------------|------------|---------------|--------------|---------------|---------------|---------------|----------------------------------|---------------|-----------------------------------|---------------|-------------------|---------------|--------------------------------|---------------|---------------------|---------------|
| | Males. | Fe- males. | Males. | Fe- males. | Males. | Fe- males. | Males. | Fe- males. | Males. | Fe- males. | Males. | Fe- males. | Males. | Fe- males. | Males. | Fe- males. |
| All ages | 1,108,201 | 1,118,130 | 1,095,598 | 1,108,830 | 7,603 | 4,800 | 573,536 | 570,824 | 12,309 | 12,604 | 7,283 | 4,738 | 510,073 | 524,964 | 509,869 | 524,944 |
| Under 1 month | 2,893 | 2,887 | 2,893 | 2,887 | | | 1,444 | 1,440 | 19 | 21 | | | 1,430 | 1,426 | 1,430 | 1,426 |
| 1 to 2 months | 6,249 | 6,089 | 6,247 | 6,089 | 2 | | 3,074 | 2,928 | 48 | 52 | 2 | | 3,125 | 3,109 | 3,125 | 3,109 |
| 3 to 5 months | 8,631 | 8,527 | 8,630 | 8,527 | 1 | | 4,260 | 4,114 | 80 | 68 | 1 | | 4,290 | 4,345 | 4,290 | 4,345 |
| 6 to 8 months | 8,221 | 8,167 | 8,221 | 8,167 | | | 4,589 | 4,463 | 57 | 73 | | | 3,565 | 3,626 | 3,565 | 3,626 |
| 9 to 11 months | 7,443 | 7,220 | 7,442 | 7,220 | 1 | | 4,157 | 3,996 | 62 | 63 | 1 | | 3,193 | 3,161 | 3,193 | 3,161 |
| Under 1 year | 33,437 | 32,890 | 33,433 | 32,890 | 4 | | 17,564 | 16,941 | 266 | 282 | 4 | | 15,603 | 15,667 | 15,603 | 15,667 |
| 1 year | 32,047 | 32,249 | 32,044 | 32,246 | 3 | 3 | 16,859 | 16,400 | 236 | 243 | 3 | 2 | 14,949 | 15,604 | 14,948 | 15,603 |
| 2 years | 33,139 | 33,017 | 33,136 | 33,012 | 3 | 5 | 16,834 | 16,563 | 246 | 260 | 3 | 5 | 16,056 | 16,189 | 16,056 | 16,188 |
| 3 years | 31,882 | 31,873 | 31,877 | 31,869 | 5 | 4 | 16,144 | 15,631 | 250 | 232 | 5 | 4 | 15,485 | 15,955 | 15,483 | 15,954 |
| 4 years | 32,494 | 32,445 | 32,490 | 32,437 | 4 | 8 | 16,449 | 16,233 | 270 | 273 | 4 | 8 | 15,771 | 15,931 | 15,769 | 15,930 |
| 1 to 4 years | 129,562 | 129,584 | 129,547 | 129,564 | 15 | 20 | 66,286 | 64,827 | 1,002 | 1,058 | 15 | 19 | 62,259 | 63,680 | 62,256 | 63,675 |
| 5 years | 32,004 | 31,757 | 31,993 | 31,749 | 11 | 8 | 16,385 | 15,818 | 307 | 268 | 11 | 8 | 15,301 | 15,663 | 15,300 | 15,663 |
| 6 years | 33,387 | 33,448 | 33,381 | 33,434 | 6 | 14 | 16,726 | 16,258 | 263 | 296 | 6 | 14 | 16,392 | 16,830 | 16,392 | 16,830 |
| 7 years | 31,890 | 31,812 | 31,874 | 31,295 | 16 | 17 | 15,999 | 15,564 | 297 | 274 | 16 | 16 | 15,578 | 15,458 | 15,578 | 15,457 |
| 8 years | 31,571 | 31,562 | 31,555 | 31,544 | 16 | 18 | 15,728 | 15,467 | 266 | 287 | 16 | 17 | 15,561 | 15,731 | 15,560 | 15,731 |
| 9 years | 28,721 | 27,872 | 28,691 | 27,851 | 30 | 21 | 14,808 | 14,277 | 285 | 274 | 30 | 20 | 13,598 | 13,301 | 13,595 | 13,300 |
| 5 to 9 years | 157,573 | 155,951 | 157,494 | 155,873 | 79 | 78 | 79,646 | 77,384 | 1,418 | 1,399 | 79 | 75 | 76,430 | 77,093 | 76,425 | 77,091 |
| 10 years | 31,683 | 30,049 | 31,603 | 30,021 | 30 | 28 | 15,713 | 14,754 | 269 | 279 | 30 | 27 | 15,621 | 14,989 | 15,621 | 14,988 |
| 11 years | 26,329 | 26,074 | 26,295 | 26,036 | 34 | 38 | 14,348 | 14,064 | 271 | 259 | 34 | 38 | 11,713 | 11,676 | 11,713 | 11,712 |
| 12 years | 29,712 | 29,085 | 29,676 | 29,056 | 36 | 29 | 14,409 | 13,954 | 286 | 279 | 36 | 28 | 14,981 | 14,824 | 14,981 | 14,824 |
| 13 years | 26,731 | 26,691 | 26,694 | 26,645 | 37 | 46 | 13,776 | 13,179 | 265 | 227 | 37 | 44 | 12,653 | 12,241 | 12,653 | 12,240 |
| 14 years | 26,797 | 25,764 | 26,746 | 25,727 | 51 | 37 | 13,426 | 12,694 | 285 | 224 | 50 | 36 | 13,036 | 12,810 | 13,035 | 12,810 |
| 10 to 14 years | 141,202 | 136,663 | 141,014 | 136,485 | 188 | 178 | 71,672 | 68,645 | 1,376 | 1,268 | 187 | 173 | 67,967 | 66,577 | 67,966 | 66,574 |
| 15 years | 24,663 | 24,945 | 24,612 | 24,898 | 51 | 47 | 12,864 | 12,833 | 242 | 240 | 51 | 46 | 11,506 | 11,826 | 11,506 | 11,826 |
| 16 years | 24,776 | 26,811 | 24,728 | 26,769 | 48 | 42 | 13,003 | 13,388 | 237 | 269 | 45 | 41 | 11,486 | 13,113 | 11,484 | 13,112 |
| 17 years | 22,435 | 24,311 | 22,392 | 24,273 | 43 | 38 | 12,652 | 12,864 | 222 | 245 | 39 | 38 | 9,522 | 11,164 | 9,520 | 11,164 |
| 18 years | 23,702 | 26,313 | 23,659 | 26,246 | 43 | 67 | 12,463 | 12,904 | 227 | 278 | 41 | 64 | 10,981 | 13,067 | 10,979 | 13,067 |
| 19 years | 21,026 | 22,496 | 20,969 | 22,441 | 57 | 55 | 11,451 | 11,710 | 215 | 263 | 55 | 52 | 9,305 | 10,471 | 9,303 | 10,471 |
| 15 to 19 years | 116,602 | 124,876 | 116,360 | 124,627 | 242 | 249 | 62,428 | 68,699 | 1,143 | 1,295 | 231 | 241 | 52,300 | 59,641 | 52,792 | 59,639 |
| 20 years | 24,073 | 23,785 | 24,010 | 23,708 | 63 | 77 | 12,011 | 12,920 | 244 | 288 | 60 | 76 | 11,758 | 15,501 | 11,754 | 15,500 |
| 21 years | 23,062 | 21,090 | 22,982 | 21,023 | 80 | 62 | 12,303 | 11,062 | 264 | 231 | 76 | 61 | 10,419 | 9,736 | 10,419 | 9,735 |
| 22 years | 22,490 | 24,768 | 22,411 | 24,701 | 79 | 67 | 11,400 | 12,139 | 242 | 255 | 77 | 67 | 10,771 | 12,257 | 10,771 | 12,257 |
| 23 years | 20,303 | 22,022 | 20,205 | 21,964 | 88 | 58 | 10,416 | 10,639 | 244 | 257 | 92 | 56 | 9,551 | 11,020 | 9,547 | 11,020 |
| 24 years | 20,618 | 21,988 | 20,511 | 21,907 | 107 | 81 | 10,492 | 10,742 | 232 | 294 | 101 | 81 | 9,793 | 10,871 | 9,789 | 10,871 |
| 20 to 24 years | 110,546 | 118,653 | 110,119 | 118,308 | 427 | 345 | 56,622 | 57,602 | 1,226 | 1,325 | 406 | 341 | 52,292 | 59,385 | 52,280 | 59,383 |
| 25 years | 22,601 | 24,618 | 22,479 | 24,527 | 122 | 91 | 10,150 | 10,650 | 243 | 250 | 111 | 90 | 12,097 | 13,628 | 12,089 | 13,628 |
| 26 years | 17,162 | 17,821 | 17,051 | 17,761 | 111 | 60 | 9,029 | 8,999 | 219 | 273 | 103 | 60 | 7,811 | 8,439 | 7,806 | 8,439 |
| 27 years | 16,184 | 16,131 | 16,051 | 16,051 | 133 | 80 | 8,732 | 8,507 | 225 | 229 | 127 | 80 | 7,100 | 7,315 | 7,097 | 7,315 |
| 28 years | 16,551 | 16,364 | 16,410 | 16,262 | 141 | 102 | 8,604 | 8,340 | 241 | 229 | 138 | 99 | 7,568 | 7,696 | 7,566 | 7,696 |
| 29 years | 12,832 | 12,555 | 12,696 | 12,468 | 137 | 87 | 7,253 | 7,027 | 215 | 218 | 130 | 82 | 5,234 | 5,223 | 5,230 | 5,227 |
| 25 to 29 years | 85,330 | 87,489 | 84,686 | 87,069 | 644 | 420 | 43,768 | 43,523 | 1,143 | 1,199 | 609 | 411 | 39,810 | 42,356 | 39,788 | 42,355 |
| 30 years | 21,353 | 21,007 | 21,143 | 20,872 | 210 | 135 | 8,976 | 8,705 | 254 | 275 | 195 | 133 | 11,928 | 11,894 | 11,921 | 11,894 |
| 31 years | 9,498 | 9,340 | 9,374 | 9,259 | 124 | 81 | 6,032 | 5,893 | 189 | 200 | 117 | 80 | 3,160 | 3,167 | 3,155 | 3,167 |
| 32 years | 11,584 | 11,678 | 11,421 | 11,587 | 163 | 91 | 6,691 | 6,470 | 191 | 221 | 155 | 90 | 4,547 | 4,897 | 4,539 | 4,897 |
| 33 years | 11,036 | 10,829 | 10,832 | 10,741 | 154 | 88 | 6,369 | 5,993 | 202 | 197 | 143 | 87 | 4,322 | 4,552 | 4,313 | 4,551 |
| 34 years | 10,814 | 10,643 | 10,643 | 10,550 | 171 | 93 | 5,804 | 5,497 | 191 | 232 | 160 | 93 | 4,659 | 4,821 | 4,654 | 4,821 |
| 30 to 34 years | 64,255 | 63,497 | 63,463 | 63,009 | 822 | 488 | 33,872 | 32,558 | 1,027 | 1,125 | 770 | 483 | 28,616 | 29,331 | 28,582 | 29,330 |
| 35 years | 14,810 | 15,280 | 14,563 | 15,151 | 247 | 129 | 5,480 | 5,611 | 202 | 219 | 231 | 127 | 8,397 | 9,323 | 8,388 | 9,322 |
| 36 years | 9,101 | 9,345 | 8,891 | 9,248 | 210 | 97 | 4,546 | 4,628 | 175 | 182 | 191 | 95 | 4,189 | 4,440 | 4,174 | 4,440 |
| 37 years | 9,139 | 9,027 | 8,976 | 8,953 | 163 | 74 | 5,074 | 4,999 | 191 | 191 | 152 | 74 | 3,722 | 3,763 | 3,712 | 3,763 |
| 38 years | 12,010 | 12,055 | 11,802 | 11,951 | 208 | 104 | 6,870 | 6,719 | 200 | 214 | 194 | 103 | 4,746 | 5,019 | 4,736 | 5,019 |
| 39 years | 10,692 | 10,262 | 10,515 | 10,166 | 177 | 86 | 6,477 | 6,041 | 162 | 177 | 164 | 86 | 3,889 | 3,948 | 3,882 | 3,948 |
| 35 to 39 years | 55,752 | 55,959 | 54,747 | 55,469 | 1,005 | 490 | 28,447 | 27,998 | 930 | 983 | 932 | 485 | 25,443 | 26,493 | 25,392 | 26,492 |
| 40 years | 17,692 | 18,299 | 17,431 | 18,165 | 261 | 134 | 7,553 | 7,383 | 227 | 223 | 245 | 133 | 9,667 | 10,560 | 9,656 | 10,560 |
| 41 years | 7,421 | 7,006 | 7,288 | 6,949 | 133 | 57 | 5,115 | 4,792 | 155 | 135 | 126 | 57 | 2,025 | 2,022 | 2,018 | 2,022 |
| 42 years | 8,612 | 8,454 | 8,437 | 8,390 | 175 | 64 | 5,513 | 5,356 | 182 | 146 | 168 | 63 | 2,749 | 2,889 | 2,743 | 2,889 |
| 43 years | 7,225 | 7,190 | 7,092 | 7,126 | 133 | 64 | 4,997 | 4,854 | 134 | 132 | 130 | 63 | 1,964 | 2,111 | 1,962 | 2,111 |
| 44 years | 7,595 | 7,762 | 7,468 | 7,691 | 127 | 71 | 5,196 | 5,093 | 115 | 134 | 122 | 71 | 2,162 | 2,464 | 2,160 | 2,464 |
| 40 to 44 years | 48,545 | 48,711 | 47,716 | 48,321 | 829 | 390 | 28,374 | 27,508 | 813 | 770 | 791 | 387 | 18,567 | 20,046 | 18,539 | 20,046 |
| 45 years | 10,813 | 12,316 | 10,639 | 12,228 | 174 | 88 | 5,561 | 5,717 | 159 | 137 | 164 | 88 | 4,929 | 6,374 | 4,923 | 6,374 |
| 46 years | 6,486 | 6,672 | 6,361 | 6,598 | 125 | 74 | 4,422 | 4,294 | 99 | 105 | 118 | 74 | 1,847 | 2,193 | 1,842 | 2,193 |
| 47 years | 6,474 | 6,776 | 6,371 | 6,697 | 103 | 79 | 4,463 | 4,401 | 105 | 125 | 99 | 78 | 1,807 | 2,172 | 1,805 | 2,172 |
| 48 years | 7,012 | 8,010 | 6,868 | 7,920 | 144 | 90 | 4,303 | 4,434 | 114 | 96 | 143 | 90 | 2,452 | 3,340 | 2,452 | 3,340 |
| 49 years | 7,194 | 6,812 | 7,067 | 6,734 | 127 | 78 | 4,415 | | | | | | | | | |

GENERAL NATIVITY, AND COLOR, BY STATES AND TERRITORIES: 1900—Continued.

GEORGIA.

| AGES. | AGGREGATE. | | NATIVE BORN. | | FOREIGN BORN. | | NATIVE WHITE— NATIVE PARENTS. | | NATIVE WHITE— FOREIGN PARENTS. | | FOREIGN WHITE. | | TOTAL COLORED. ¹ | | NEGRO. ² | |
|---------------------|------------|---------------|--------------|---------------|---------------|---------------|----------------------------------|---------------|-----------------------------------|---------------|-------------------|---------------|--------------------------------|---------------|---------------------|---------------|
| | Males. | Fe- males. | Males. | Fe- males. | Males. | Fe- males. | Males. | Fe- males. | Males. | Fe- males. | Males. | Fe- males. | Males. | Fe- males. | Males. | Fe- males. |
| 50 years..... | 14,732 | 14,169 | 14,546 | 14,042 | 186 | 127 | 5,859 | 5,613 | 115 | 114 | 173 | 126 | 8,585 | 8,316 | 8,577 | 8,315 |
| 51 years..... | 6,779 | 4,949 | 6,646 | 4,880 | 133 | 69 | 4,126 | 3,452 | 101 | 80 | 131 | 68 | 2,421 | 1,349 | 2,421 | 1,349 |
| 52 years..... | 8,363 | 6,217 | 8,203 | 6,137 | 160 | 80 | 4,655 | 4,032 | 109 | 94 | 153 | 80 | 3,446 | 2,011 | 3,443 | 2,011 |
| 53 years..... | 6,351 | 5,138 | 6,260 | 5,034 | 121 | 54 | 3,741 | 3,563 | 82 | 62 | 114 | 64 | 2,444 | 1,439 | 2,443 | 1,439 |
| 54 years..... | 6,060 | 5,519 | 5,945 | 5,425 | 115 | 94 | 3,460 | 3,597 | 91 | 84 | 114 | 94 | 2,395 | 1,764 | 2,395 | 1,763 |
| 50 to 54 years.. | 42,315 | 35,992 | 41,600 | 35,568 | 715 | 424 | 21,841 | 20,257 | 498 | 434 | 685 | 422 | 19,231 | 14,879 | 19,279 | 14,877 |
| 55 years..... | 7,412 | 7,486 | 7,275 | 7,391 | 137 | 95 | 3,418 | 3,842 | 87 | 83 | 136 | 95 | 3,771 | 3,466 | 3,769 | 3,466 |
| 56 years..... | 4,850 | 4,821 | 4,736 | 4,751 | 114 | 70 | 2,779 | 3,255 | 58 | 71 | 110 | 69 | 1,903 | 1,426 | 1,900 | 1,426 |
| 57 years..... | 3,511 | 3,703 | 3,406 | 3,647 | 105 | 56 | 2,175 | 2,620 | 63 | 61 | 103 | 55 | 1,170 | 967 | 1,170 | 967 |
| 58 years..... | 3,491 | 4,224 | 3,385 | 4,165 | 106 | 59 | 2,068 | 2,709 | 50 | 48 | 105 | 59 | 1,268 | 1,408 | 1,267 | 1,408 |
| 59 years..... | 3,385 | 3,873 | 3,304 | 3,827 | 81 | 46 | 2,027 | 2,621 | 43 | 44 | 79 | 46 | 1,236 | 1,162 | 1,235 | 1,162 |
| 55 to 59 years.. | 22,649 | 24,107 | 22,106 | 23,781 | 543 | 326 | 12,467 | 15,047 | 301 | 307 | 583 | 324 | 9,348 | 8,429 | 9,341 | 8,429 |
| 60 years..... | 9,067 | 9,476 | 8,920 | 9,357 | 147 | 119 | 2,923 | 3,568 | 47 | 53 | 143 | 118 | 5,954 | 5,737 | 5,954 | 5,737 |
| 61 years..... | 2,796 | 2,587 | 2,722 | 2,558 | 74 | 29 | 1,770 | 1,983 | 29 | 33 | 72 | 23 | 925 | 588 | 923 | 588 |
| 62 years..... | 3,562 | 3,172 | 3,475 | 3,117 | 87 | 55 | 1,969 | 2,287 | 52 | 25 | 84 | 55 | 1,457 | 805 | 1,457 | 805 |
| 63 years..... | 3,323 | 3,080 | 3,221 | 3,032 | 102 | 43 | 1,872 | 2,267 | 38 | 41 | 100 | 48 | 1,313 | 724 | 1,312 | 724 |
| 64 years..... | 2,923 | 2,877 | 2,848 | 2,802 | 75 | 75 | 1,666 | 2,023 | 35 | 35 | 75 | 74 | 1,144 | 740 | 1,144 | 740 |
| 60 to 64 years.. | 21,671 | 21,192 | 21,186 | 20,866 | 485 | 326 | 10,200 | 12,133 | 204 | 192 | 474 | 323 | 10,793 | 8,544 | 10,790 | 8,544 |
| 65 years..... | 5,033 | 5,179 | 4,908 | 5,083 | 125 | 96 | 1,792 | 2,311 | 46 | 26 | 124 | 95 | 3,071 | 2,747 | 3,071 | 2,747 |
| 66 years..... | 2,558 | 2,422 | 2,477 | 2,362 | 81 | 60 | 1,554 | 1,779 | 23 | 34 | 80 | 60 | 896 | 549 | 896 | 549 |
| 67 years..... | 2,385 | 2,198 | 2,314 | 2,155 | 71 | 43 | 1,404 | 1,631 | 26 | 29 | 71 | 43 | 884 | 495 | 884 | 494 |
| 68 years..... | 2,169 | 2,161 | 2,103 | 2,122 | 66 | 39 | 1,219 | 1,420 | 24 | 24 | 66 | 39 | 860 | 678 | 860 | 678 |
| 69 years..... | 1,875 | 1,962 | 1,803 | 1,922 | 72 | 40 | 1,093 | 1,339 | 33 | 24 | 72 | 40 | 677 | 559 | 677 | 559 |
| 65 to 69 years.. | 14,020 | 13,922 | 13,605 | 13,644 | 415 | 278 | 7,062 | 8,480 | 157 | 137 | 413 | 277 | 6,388 | 5,028 | 6,388 | 5,027 |
| 70 years..... | 3,762 | 4,470 | 3,683 | 4,394 | 79 | 76 | 1,237 | 1,647 | 26 | 32 | 76 | 76 | 2,423 | 2,715 | 2,423 | 2,715 |
| 71 years..... | 1,234 | 1,231 | 1,235 | 1,190 | 49 | 41 | 857 | 913 | 20 | 16 | 49 | 40 | 858 | 262 | 858 | 262 |
| 72 years..... | 1,491 | 1,559 | 1,431 | 1,526 | 60 | 33 | 908 | 1,104 | 23 | 19 | 59 | 33 | 501 | 403 | 501 | 403 |
| 73 years..... | 1,303 | 1,254 | 1,266 | 1,229 | 37 | 25 | 841 | 902 | 15 | 22 | 37 | 25 | 410 | 305 | 410 | 305 |
| 74 years..... | 1,262 | 1,271 | 1,212 | 1,244 | 50 | 27 | 767 | 912 | 20 | 20 | 49 | 27 | 426 | 312 | 426 | 312 |
| 70 to 74 years.. | 9,102 | 9,785 | 8,827 | 9,583 | 275 | 202 | 4,610 | 5,478 | 104 | 109 | 270 | 201 | 4,118 | 3,997 | 4,118 | 3,997 |
| 75 years..... | 2,004 | 2,215 | 1,957 | 2,176 | 47 | 39 | 764 | 896 | 19 | 22 | 47 | 38 | 1,174 | 1,259 | 1,174 | 1,259 |
| 76 years..... | 976 | 939 | 952 | 920 | 24 | 19 | 598 | 651 | 10 | 26 | 24 | 19 | 844 | 243 | 844 | 243 |
| 77 years..... | 743 | 721 | 720 | 707 | 23 | 14 | 487 | 527 | 6 | 17 | 23 | 14 | 227 | 163 | 227 | 163 |
| 78 years..... | 748 | 737 | 725 | 721 | 23 | 16 | 495 | 469 | 6 | 16 | 23 | 16 | 284 | 236 | 284 | 236 |
| 79 years..... | 613 | 590 | 595 | 577 | 18 | 13 | 373 | 365 | 4 | 7 | 18 | 13 | 218 | 205 | 218 | 205 |
| 75 to 79 years.. | 5,084 | 5,202 | 4,949 | 5,101 | 135 | 101 | 2,657 | 2,908 | 45 | 88 | 135 | 100 | 2,247 | 2,106 | 2,247 | 2,106 |
| 80 years..... | 1,222 | 1,598 | 1,210 | 1,582 | 12 | 16 | 351 | 496 | 12 | 8 | 12 | 16 | 847 | 1,078 | 847 | 1,078 |
| 81 years..... | 389 | 371 | 373 | 362 | 16 | 9 | 243 | 267 | 6 | 6 | 16 | 9 | 124 | 89 | 124 | 89 |
| 82 years..... | 405 | 384 | 395 | 375 | 10 | 9 | 232 | 227 | 5 | 9 | 10 | 8 | 153 | 140 | 153 | 140 |
| 83 years..... | 292 | 304 | 283 | 300 | 9 | 4 | 175 | 202 | 6 | 8 | 9 | 4 | 102 | 90 | 102 | 90 |
| 84 years..... | 275 | 305 | 267 | 297 | 8 | 8 | 157 | 186 | 7 | 8 | 8 | 7 | 103 | 104 | 103 | 104 |
| 80 to 84 years.. | 2,583 | 2,962 | 2,523 | 2,916 | 55 | 46 | 1,158 | 1,378 | 36 | 39 | 55 | 44 | 1,334 | 1,501 | 1,334 | 1,501 |
| 85 years..... | 369 | 494 | 364 | 488 | 5 | 6 | 123 | 164 | 4 | 4 | 4 | 6 | 238 | 320 | 238 | 320 |
| 86 years..... | 230 | 216 | 222 | 215 | 8 | 1 | 110 | 144 | 5 | 1 | 8 | 1 | 107 | 70 | 107 | 70 |
| 87 years..... | 163 | 166 | 161 | 162 | 2 | 4 | 79 | 94 | 4 | 2 | 4 | 2 | 82 | 64 | 82 | 64 |
| 88 years..... | 149 | 152 | 146 | 151 | 3 | 1 | 71 | 79 | 4 | 1 | 2 | 1 | 72 | 71 | 72 | 71 |
| 89 years..... | 103 | 139 | 102 | 137 | 1 | 2 | 51 | 75 | 5 | 3 | 1 | 1 | 46 | 60 | 46 | 60 |
| 85 to 89 years.. | 1,014 | 1,167 | 995 | 1,153 | 19 | 14 | 494 | 556 | 18 | 13 | 17 | 13 | 545 | 585 | 545 | 585 |
| 90 years..... | 201 | 332 | 198 | 330 | 3 | 2 | 49 | 45 | 1 | 2 | 3 | 1 | 148 | 284 | 148 | 284 |
| 91 years..... | 61 | 48 | 60 | 47 | 1 | 1 | 28 | 21 | 2 | ----- | 1 | 1 | 30 | 26 | 30 | 26 |
| 92 years..... | 49 | 41 | 48 | 41 | 1 | ----- | 17 | 18 | ----- | ----- | 1 | ----- | 31 | 23 | 31 | 23 |
| 93 years..... | 29 | 30 | 29 | 30 | ----- | ----- | 12 | 11 | ----- | ----- | 1 | ----- | 17 | 18 | 17 | 18 |
| 94 years..... | 23 | 36 | 23 | 35 | ----- | ----- | 9 | 10 | ----- | ----- | 1 | ----- | 13 | 25 | 13 | 25 |
| 90 to 94 years.. | 363 | 487 | 358 | 484 | 5 | 3 | 115 | 105 | 4 | 4 | 5 | 2 | 239 | 376 | 239 | 376 |
| 95 years..... | 49 | 90 | 49 | 88 | ----- | 2 | 4 | 16 | 1 | ----- | ----- | 1 | 44 | 73 | 44 | 73 |
| 96 years..... | 22 | 29 | 21 | 29 | 1 | ----- | 1 | 4 | 1 | ----- | 1 | ----- | 19 | 24 | 19 | 24 |
| 97 years..... | 27 | 17 | 27 | 17 | ----- | ----- | 5 | 8 | 1 | ----- | ----- | ----- | 21 | 9 | 21 | 9 |
| 98 years..... | 19 | 44 | 19 | 44 | ----- | ----- | 4 | 9 | ----- | ----- | ----- | ----- | 15 | 35 | 15 | 35 |
| 99 years..... | 22 | 30 | 22 | 29 | ----- | 1 | 3 | 4 | ----- | ----- | ----- | ----- | 19 | 26 | 19 | 26 |
| 95 to 99 years.. | 139 | 210 | 138 | 207 | 1 | 3 | 17 | 41 | 3 | 1 | 1 | 1 | 118 | 167 | 118 | 167 |
| 100 years and over. | 127 | 209 | 126 | 208 | 1 | 1 | 11 | 14 | ----- | 2 | 1 | ----- | 115 | 193 | 115 | 193 |
| Age unknown.... | 3,321 | 3,036 | 3,295 | 3,027 | 26 | 9 | 1,121 | 800 | 18 | 14 | 23 | 9 | 2,159 | 2,213 | 2,157 | 2,213 |

¹ Persons of negro descent, Chinese, Japanese, and Indians.

² Includes all persons of negro descent.

STATISTICS OF POPULATION.

TABLE 2.—AGES OF THE AGGREGATE POPULATION, CLASSIFIED BY SEX,

HAWAII.

| AGES. | AGGREGATE. | | NATIVE BORN. | | FOREIGN BORN. | | NATIVE WHITE— NATIVE PARENTS. | | NATIVE WHITE— FOREIGN PARENTS. | | FOREIGN WHITE. | | TOTAL COLORED, ¹ | | NEGRO. ² | |
|----------------|------------|---------------|--------------|---------------|---------------|---------------|----------------------------------|---------------|-----------------------------------|---------------|-------------------|---------------|--------------------------------|---------------|---------------------|---------------|
| | Males. | Fe- males. | Males. | Fe- males. | Males. | Fe- males. | Males. | Fe- males. | Males. | Fe- males. | Males. | Fe- males. | Males. | Fe- males. | Males. | Fe- males. |
| All ages | 106,369 | 47,632 | 33,478 | 29,743 | 72,891 | 17,889 | 20,193 | 17,725 | 8,420 | 7,803 | 7,794 | 4,955 | 69,962 | 17,149 | 158 | 75 |
| Under 1 month | 169 | 158 | 167 | 157 | 2 | 1 | 34 | 50 | 37 | 34 | | 1 | 98 | 73 | 1 | |
| 1 to 2 months | 348 | 320 | 347 | 317 | 1 | 3 | 98 | 75 | 78 | 97 | | 1 | 172 | 147 | 1 | 1 |
| 3 to 5 months | 493 | 441 | 492 | 436 | 1 | 5 | 117 | 120 | 149 | 114 | | | 227 | 207 | | 3 |
| 6 to 8 months | 412 | 376 | 405 | 369 | 7 | 7 | 131 | 124 | 128 | 104 | | | 153 | 148 | | 1 |
| 9 to 11 months | 368 | 346 | 360 | 337 | 8 | 9 | 120 | 115 | 99 | 94 | 1 | 2 | 148 | 135 | | 1 |
| Under 1 year | 1,790 | 1,641 | 1,771 | 1,616 | 19 | 25 | 500 | 484 | 491 | 443 | 1 | 4 | 798 | 710 | 3 | 6 |
| 1 year | 1,427 | 1,366 | 1,358 | 1,317 | 69 | 49 | 437 | 370 | 384 | 404 | 9 | 3 | 597 | 539 | 3 | 4 |
| 2 years | 1,568 | 1,502 | 1,453 | 1,408 | 115 | 94 | 436 | 437 | 471 | 443 | 15 | 11 | 646 | 611 | 4 | 4 |
| 3 years | 1,582 | 1,458 | 1,456 | 1,353 | 126 | 105 | 472 | 462 | 476 | 445 | 15 | 14 | 619 | 537 | 4 | 5 |
| 4 years | 1,367 | 1,333 | 1,264 | 1,232 | 103 | 101 | 443 | 454 | 420 | 430 | 15 | 15 | 489 | 434 | 1 | 7 |
| 1 to 4 years | 5,944 | 5,709 | 5,531 | 5,360 | 413 | 349 | 1,738 | 1,723 | 1,751 | 1,722 | 54 | 43 | 2,351 | 2,221 | 12 | 20 |
| 5 years | 1,300 | 1,235 | 1,213 | 1,148 | 87 | 87 | 461 | 450 | 423 | 391 | 16 | 20 | 400 | 374 | 3 | 4 |
| 6 years | 1,209 | 1,160 | 1,135 | 1,100 | 74 | 60 | 440 | 433 | 400 | 400 | 24 | 26 | 345 | 301 | 3 | 2 |
| 7 years | 1,093 | 1,091 | 1,032 | 1,033 | 66 | 58 | 445 | 426 | 391 | 416 | 26 | 25 | 236 | 224 | 1 | 3 |
| 8 years | 1,101 | 1,047 | 1,043 | 991 | 53 | 56 | 445 | 442 | 393 | 377 | 19 | 32 | 239 | 196 | 5 | 3 |
| 9 years | 993 | 915 | 948 | 856 | 50 | 59 | 427 | 388 | 373 | 360 | 23 | 23 | 170 | 144 | 3 | |
| 5 to 9 years | 5,701 | 5,448 | 5,371 | 5,128 | 330 | 320 | 2,218 | 2,139 | 1,985 | 1,944 | 108 | 126 | 1,390 | 1,239 | 15 | 12 |
| 10 years | 996 | 876 | 926 | 829 | 70 | 47 | 442 | 403 | 376 | 344 | 33 | 18 | 145 | 111 | 3 | 3 |
| 11 years | 793 | 720 | 730 | 669 | 63 | 51 | 328 | 322 | 320 | 289 | 20 | 20 | 125 | 89 | 5 | |
| 12 years | 898 | 803 | 830 | 733 | 68 | 70 | 402 | 364 | 351 | 309 | 30 | 23 | 115 | 107 | 3 | 3 |
| 13 years | 878 | 760 | 790 | 711 | 85 | 49 | 386 | 364 | 336 | 299 | 35 | 25 | 121 | 72 | 3 | 2 |
| 14 years | 919 | 795 | 782 | 723 | 137 | 72 | 411 | 368 | 297 | 306 | 45 | 36 | 166 | 85 | 2 | 1 |
| 10 to 14 years | 4,484 | 3,954 | 4,053 | 3,665 | 426 | 289 | 1,969 | 1,821 | 1,680 | 1,547 | 163 | 122 | 672 | 464 | 15 | 9 |
| 15 years | 1,007 | 816 | 773 | 705 | 234 | 111 | 337 | 372 | 306 | 283 | 60 | 57 | 254 | 104 | 1 | |
| 16 years | 1,033 | 741 | 664 | 615 | 374 | 126 | 416 | 357 | 190 | 217 | 93 | 58 | 339 | 109 | 4 | 3 |
| 17 years | 1,269 | 779 | 608 | 532 | 661 | 247 | 330 | 326 | 169 | 171 | 114 | 115 | 606 | 167 | | 2 |
| 18 years | 1,607 | 876 | 555 | 495 | 1,052 | 331 | 391 | 362 | 114 | 115 | 158 | 148 | 944 | 251 | 2 | 2 |
| 19 years | 1,712 | 999 | 565 | 537 | 1,147 | 462 | 427 | 415 | 92 | 100 | 183 | 157 | 1,010 | 327 | 5 | |
| 15 to 19 years | 6,633 | 4,211 | 3,165 | 2,834 | 3,468 | 1,327 | 2,001 | 1,832 | 871 | 886 | 608 | 535 | 3,153 | 958 | 12 | 7 |
| 20 years | 2,210 | 1,133 | 518 | 496 | 1,692 | 637 | 403 | 415 | 30 | 68 | 160 | 146 | 1,567 | 504 | 8 | 1 |
| 21 years | 2,030 | 951 | 341 | 320 | 1,739 | 631 | 268 | 265 | 60 | 50 | 165 | 141 | 1,537 | 495 | | 1 |
| 22 years | 3,031 | 1,227 | 392 | 407 | 2,639 | 320 | 303 | 342 | 70 | 52 | 189 | 153 | 2,469 | 690 | 3 | 2 |
| 23 years | 3,499 | 1,226 | 397 | 397 | 3,102 | 329 | 301 | 321 | 82 | 72 | 194 | 131 | 2,922 | 702 | 1 | 1 |
| 24 years | 4,247 | 1,466 | 456 | 454 | 3,791 | 1,012 | 367 | 357 | 80 | 86 | 205 | 158 | 3,595 | 865 | | 3 |
| 20 to 24 years | 15,067 | 6,003 | 2,104 | 2,074 | 12,963 | 3,929 | 1,642 | 1,700 | 372 | 328 | 913 | 729 | 12,140 | 3,246 | 12 | 8 |
| 25 years | 4,833 | 1,542 | 494 | 457 | 4,339 | 1,085 | 401 | 386 | 78 | 61 | 247 | 160 | 4,107 | 935 | 3 | 2 |
| 26 years | 4,233 | 1,320 | 402 | 373 | 3,831 | 947 | 325 | 310 | 66 | 60 | 215 | 125 | 3,627 | 825 | | |
| 27 years | 3,800 | 1,239 | 425 | 380 | 3,375 | 909 | 341 | 312 | 78 | 65 | 174 | 115 | 3,207 | 797 | 1 | |
| 28 years | 3,921 | 1,275 | 404 | 413 | 3,508 | 371 | 336 | 345 | 65 | 52 | 187 | 134 | 3,333 | 744 | 2 | |
| 29 years | 3,221 | 1,107 | 381 | 344 | 2,840 | 763 | 310 | 287 | 65 | 54 | 160 | 118 | 2,686 | 648 | 1 | |
| 25 to 29 years | 20,008 | 6,533 | 2,115 | 1,953 | 17,893 | 4,575 | 1,713 | 1,640 | 352 | 292 | 933 | 652 | 16,960 | 3,949 | 7 | 2 |
| 30 years | 4,715 | 1,446 | 565 | 503 | 4,150 | 943 | 436 | 446 | 69 | 55 | 240 | 153 | 3,920 | 792 | 4 | 1 |
| 31 years | 2,444 | 723 | 277 | 229 | 2,167 | 499 | 212 | 190 | 61 | 37 | 128 | 102 | 2,043 | 339 | 1 | 1 |
| 32 years | 2,965 | 763 | 324 | 254 | 2,641 | 508 | 271 | 205 | 46 | 46 | 151 | 107 | 2,497 | 404 | 2 | |
| 33 years | 2,623 | 746 | 225 | 224 | 2,403 | 522 | 170 | 130 | 49 | 40 | 141 | 91 | 2,268 | 435 | 2 | |
| 34 years | 2,355 | 639 | 260 | 227 | 2,035 | 462 | 213 | 191 | 40 | 33 | 133 | 86 | 1,964 | 379 | 2 | 2 |
| 30 to 34 years | 15,107 | 4,371 | 1,651 | 1,437 | 13,456 | 2,934 | 1,357 | 1,212 | 265 | 211 | 793 | 539 | 12,692 | 2,409 | 11 | 4 |
| 35 years | 3,129 | 821 | 398 | 300 | 2,731 | 621 | 342 | 272 | 50 | 24 | 213 | 135 | 2,524 | 330 | 5 | 2 |
| 36 years | 2,403 | 644 | 307 | 250 | 2,101 | 394 | 265 | 219 | 36 | 30 | 162 | 91 | 1,945 | 304 | 4 | |
| 37 years | 1,924 | 540 | 236 | 236 | 1,672 | 304 | 211 | 210 | 37 | 24 | 166 | 103 | 1,510 | 193 | 3 | 1 |
| 38 years | 2,060 | 577 | 340 | 270 | 1,720 | 307 | 239 | 235 | 46 | 34 | 193 | 103 | 1,532 | 200 | 1 | |
| 39 years | 1,781 | 520 | 342 | 269 | 1,439 | 251 | 234 | 232 | 54 | 36 | 178 | 102 | 1,265 | 150 | 4 | |
| 35 to 39 years | 11,302 | 3,102 | 1,639 | 1,325 | 9,663 | 1,777 | 1,391 | 1,168 | 223 | 148 | 912 | 544 | 8,776 | 1,242 | 17 | 3 |
| 40 years | 3,169 | 769 | 537 | 418 | 2,632 | 351 | 478 | 330 | 57 | 38 | 309 | 155 | 2,325 | 196 | 3 | 1 |
| 41 years | 1,240 | 281 | 151 | 120 | 1,020 | 130 | 134 | 133 | 35 | 18 | 126 | 60 | 895 | 70 | 2 | |
| 42 years | 1,432 | 373 | 266 | 202 | 1,166 | 171 | 223 | 180 | 33 | 22 | 156 | 96 | 1,015 | 75 | 4 | |
| 43 years | 965 | 313 | 200 | 176 | 765 | 142 | 172 | 152 | 27 | 22 | 98 | 82 | 668 | 62 | 1 | |
| 44 years | 937 | 263 | 212 | 135 | 775 | 123 | 192 | 120 | 18 | 15 | 159 | 76 | 618 | 52 | 2 | |
| 40 to 44 years | 7,793 | 2,004 | 1,435 | 1,032 | 6,353 | 922 | 1,254 | 965 | 170 | 115 | 343 | 469 | 5,521 | 455 | 12 | 1 |
| 45 years | 1,425 | 429 | 358 | 257 | 1,067 | 172 | 319 | 233 | 36 | 24 | 202 | 130 | 868 | 42 | 7 | |
| 46 years | 811 | 269 | 231 | 167 | 530 | 102 | 210 | 157 | 21 | 10 | 117 | 74 | 463 | 23 | | |
| 47 years | 730 | 257 | 161 | 144 | 464 | 96 | 234 | 143 | 30 | 13 | 133 | 69 | 333 | 27 | 2 | |
| 48 years | 749 | 263 | 209 | 169 | 540 | 99 | 190 | 161 | 13 | 8 | 137 | 72 | 404 | 27 | 2 | |
| 49 years | 649 | 224 | 195 | 135 | 454 | 89 | 177 | 121 | 13 | 13 | 135 | 74 | 319 | 15 | | 1 |
| 45 to 49 years | 4,364 | 1,447 | 1,259 | 839 | 3,105 | 558 | 1,130 | 820 | 123 | 68 | 724 | 419 | 2,337 | 140 | 11 | 1 |

¹Persons of negro descent, Chinese, Japanese, and Indians.²Includes all persons of negro descent.

GENERAL NATIVITY, AND COLOR, BY STATES AND TERRITORIES: 1900—Continued.

HAWAII.

| AGES. | AGGREGATE | | NATIVE BORN. | | FOREIGN BORN. | | NATIVE WHITE— NATIVE PARENTS. | | NATIVE WHITE— FOREIGN PARENTS. | | FOREIGN WHITE. | | TOTAL COLORED. ¹ | | NEGRO. ² | |
|---------------------|-----------|---------------|--------------|---------------|---------------|---------------|----------------------------------|---------------|-----------------------------------|---------------|-------------------|---------------|--------------------------------|---------------|---------------------|---------------|
| | Males | Fe- males. | Males. | Fe- males. | Males. | Fe- males. | Males. | Fe- males. | Males. | Fe- males. | Males. | Fe- males. | Males. | Fe- males. | Males. | Fe- males. |
| 50 years..... | 1,155 | 392 | 305 | 254 | 850 | 138 | 289 | 239 | 14 | 12 | 242 | 124 | 610 | 17 | 1 | 2 |
| 51 years..... | 375 | 123 | 102 | 75 | 273 | 48 | 89 | 67 | 13 | 8 | 30 | 46 | 193 | 2 | 1 | |
| 52 years..... | 442 | 148 | 116 | 86 | 326 | 62 | 109 | 80 | 6 | 6 | 100 | 50 | 227 | 12 | 2 | |
| 53 years..... | 317 | 110 | 94 | 53 | 223 | 57 | 80 | 43 | 13 | 10 | 67 | 48 | 157 | 9 | 1 | |
| 54 years..... | 337 | 127 | 111 | 87 | 226 | 40 | 105 | 82 | 5 | 5 | 88 | 31 | 139 | 9 | 3 | |
| 50 to 54 years.. | 2,626 | 900 | 728 | 555 | 1,898 | 345 | 672 | 511 | 51 | 41 | 577 | 299 | 1,326 | 49 | 8 | 2 |
| 55 years..... | 411 | 177 | 103 | 115 | 308 | 62 | 98 | 110 | 4 | 5 | 108 | 54 | 206 | 8 | 1 | |
| 56 years..... | 277 | 122 | 93 | 80 | 184 | 42 | 91 | 73 | 2 | 7 | 34 | 36 | 100 | 6 | 1 | |
| 57 years..... | 237 | 108 | 121 | 63 | 116 | 40 | 115 | 62 | 6 | 6 | 43 | 37 | 73 | 3 | | |
| 58 years..... | 274 | 126 | 98 | 90 | 176 | 36 | 92 | 89 | 6 | 1 | 66 | 30 | 110 | 6 | | |
| 59 years..... | 330 | 84 | 97 | 57 | 233 | 27 | 89 | 55 | 8 | 1 | 72 | 23 | 161 | 5 | 1 | |
| 55 to 59 years.. | 1,529 | 617 | 512 | 410 | 1,017 | 207 | 485 | 389 | 26 | 20 | 368 | 180 | 650 | 28 | 3 | |
| 60 years..... | 772 | 297 | 320 | 232 | 452 | 65 | 305 | 227 | 14 | 5 | 158 | 54 | 295 | 11 | 2 | |
| 61 years..... | 287 | 75 | 87 | 49 | 200 | 26 | 81 | 42 | 5 | 7 | 52 | 25 | 149 | 1 | 2 | |
| 62 years..... | 321 | 75 | 119 | 60 | 202 | 15 | 114 | 57 | 4 | 3 | 62 | 14 | 141 | 1 | 2 | |
| 63 years..... | 264 | 65 | 123 | 54 | 141 | 11 | 117 | 52 | 6 | 2 | 51 | 11 | 90 | | 1 | |
| 64 years..... | 263 | 54 | 109 | 40 | 154 | 14 | 106 | 38 | 2 | 2 | 59 | 12 | 96 | 2 | 2 | |
| 60 to 64 years.. | 1,907 | 566 | 758 | 435 | 1,149 | 131 | 723 | 416 | 31 | 19 | 332 | 116 | 771 | 15 | 9 | |
| 65 years..... | 298 | 122 | 178 | 99 | 120 | 23 | 172 | 96 | 6 | 3 | 47 | 23 | 73 | | 1 | |
| 66 years..... | 136 | 44 | 76 | 23 | 60 | 16 | 74 | 28 | 2 | | 36 | 16 | 24 | | 1 | |
| 67 years..... | 162 | 51 | 105 | 44 | 47 | 7 | 103 | 41 | 2 | 3 | 22 | 7 | 25 | | | |
| 68 years..... | 160 | 65 | 114 | 53 | 46 | 12 | 112 | 50 | 1 | 3 | 33 | 11 | 14 | | 2 | |
| 69 years..... | 105 | 50 | 73 | 33 | 32 | 11 | 69 | 39 | 4 | | 14 | 11 | 18 | | 1 | |
| 65 to 69 years.. | 851 | 332 | 546 | 263 | 305 | 69 | 530 | 254 | 15 | 9 | 152 | 68 | 154 | 1 | 5 | |
| 70 years..... | 224 | 167 | 175 | 151 | 49 | 16 | 174 | 151 | 1 | | 32 | 16 | 17 | | 1 | |
| 71 years..... | 57 | 25 | 44 | 13 | 13 | 12 | 43 | 12 | 1 | 1 | 7 | 7 | 6 | | 5 | |
| 72 years..... | 59 | 29 | 46 | 21 | 13 | 8 | 44 | 21 | 2 | | 8 | 7 | 5 | | 1 | |
| 73 years..... | 59 | 17 | 33 | 14 | 28 | 3 | 33 | 14 | | | 17 | 2 | 9 | | | |
| 74 years..... | 35 | 25 | 26 | 21 | 9 | 4 | 24 | 21 | 2 | | 3 | 4 | 6 | | 1 | |
| 70 to 74 years.. | 434 | 263 | 324 | 220 | 110 | 43 | 313 | 219 | 6 | 1 | 67 | 36 | 43 | 7 | 2 | |
| 75 years..... | 78 | 53 | 63 | 43 | 15 | 10 | 63 | 43 | | | 12 | 10 | 3 | | 1 | |
| 76 years..... | 45 | 28 | 35 | 22 | 10 | 6 | 35 | 22 | | | 6 | 4 | 4 | | 2 | |
| 77 years..... | 29 | 14 | 19 | 12 | 10 | 2 | 19 | 12 | | | 6 | 2 | 4 | | 1 | |
| 78 years..... | 31 | 23 | 39 | 19 | 12 | 4 | 35 | 19 | 4 | | 10 | 4 | 2 | | | |
| 79 years..... | 22 | 22 | 14 | 18 | 8 | 4 | 14 | 17 | | 1 | 6 | 4 | 2 | | | |
| 75 to 79 years.. | 225 | 140 | 170 | 114 | 55 | 26 | 166 | 113 | 4 | 1 | 40 | 24 | 15 | 2 | 2 | |
| 80 years..... | 99 | 75 | 83 | 72 | 16 | 3 | 82 | 72 | 1 | | 12 | 2 | 4 | 1 | | |
| 81 years..... | 11 | 10 | 9 | 10 | 2 | | 9 | 10 | | | 2 | | | | | |
| 82 years..... | 15 | 11 | 10 | 10 | 5 | 1 | 9 | 10 | 1 | | 4 | 1 | 1 | | | |
| 83 years..... | 11 | 4 | 7 | 4 | 4 | | 7 | 4 | | | 3 | | 1 | | | |
| 84 years..... | 5 | 3 | 4 | 3 | 4 | | 4 | 3 | | | | | 1 | | | |
| 80 to 84 years.. | 141 | 103 | 113 | 99 | 28 | 4 | 111 | 99 | 2 | | 21 | 3 | 7 | 1 | | |
| 85 years..... | 16 | 18 | 11 | 14 | 5 | 4 | 11 | 14 | | | 4 | 2 | 1 | 2 | | |
| 86 years..... | 8 | 3 | 7 | 3 | 1 | | 7 | 3 | | | | | 1 | | | |
| 87 years..... | 4 | 8 | 4 | 6 | | 2 | 4 | 6 | | | | 1 | | 1 | | |
| 88 years..... | 10 | | 7 | | 3 | | 7 | | | | 3 | | | | | |
| 89 years..... | 5 | 5 | 5 | 4 | | 1 | 5 | 4 | | | | 1 | | | | |
| 85 to 89 years.. | 43 | 34 | 34 | 27 | 9 | 7 | 34 | 27 | | | 7 | 4 | 2 | 3 | | |
| 90 years..... | 18 | 32 | 18 | 31 | | 1 | 18 | 31 | | | | 1 | | | | |
| 91 years..... | 3 | 1 | 2 | 1 | 1 | | 2 | 1 | | | | | 1 | | | |
| 92 years..... | 1 | 2 | 1 | 2 | | | 1 | 2 | | | | | | | | |
| 93 years..... | | 2 | | 2 | | | | 2 | | | | | | | | |
| 94 years..... | 3 | 3 | 3 | 3 | | | 3 | 3 | | | | | | | | |
| 90 to 94 years.. | 25 | 40 | 24 | 39 | 1 | 1 | 24 | 39 | | | | 1 | 1 | | | |
| 95 years..... | 4 | 4 | 4 | 4 | | | 3 | 4 | | | | | 1 | | 1 | |
| 96 years..... | 2 | 2 | 1 | 2 | | | 1 | 2 | | | | | 1 | | | |
| 97 years..... | 2 | 1 | 2 | 1 | | | 2 | 1 | | | | | | | | |
| 98 years..... | 2 | 2 | 2 | 2 | | | 1 | 2 | | | | | | | | |
| 99 years..... | 1 | 2 | 1 | 1 | | | 1 | 1 | | | 1 | 1 | | | | |
| 95 to 99 years.. | 11 | 11 | 9 | 10 | 2 | 1 | 8 | 10 | | | 1 | 1 | 2 | | 1 | |
| 100 years and over. | 14 | 10 | 13 | 10 | 1 | | 13 | 10 | | | 1 | | | | | |
| Age unknown.... | 370 | 193 | 148 | 143 | 222 | 50 | 146 | 134 | 2 | 8 | 71 | 41 | 151 | 10 | 1 | |

¹ Persons of negro descent, Chinese, Japanese, and Indians.

² Includes all persons of negro descent.

STATISTICS OF POPULATION.

TABLE 2.—AGES OF THE AGGREGATE POPULATION, CLASSIFIED BY SEX,
IDAHO.

| AGES. | AGGREGATE. | | NATIVE BORN. | | FOREIGN BORN. | | NATIVE WHITE— NATIVE PARENTS. | | NATIVE WHITE— FOREIGN PARENTS. | | FOREIGN WHITE. | | TOTAL COLORED. ¹ | | NEGRO. ² | |
|-------------------|------------|---------------|--------------|---------------|---------------|---------------|----------------------------------|---------------|-----------------------------------|---------------|-------------------|---------------|--------------------------------|---------------|---------------------|---------------|
| | Males. | Fe- males. | Males. | Fe- males. | Males. | Fe- males. | Males. | Fe- males. | Males. | Fe- males. | Males. | Fe- males. | Males. | Fe- males. | Males. | Fe- males. |
| All ages | 98,367 | 68,405 | 76,178 | 60,990 | 17,189 | 7,415 | 50,424 | 39,427 | 23,514 | 19,240 | 14,525 | 7,365 | 4,904 | 2,373 | 166 | 127 |
| Under 1 month... | 211 | 184 | 211 | 184 | | | 155 | 131 | 51 | 50 | | | 5 | 3 | 1 | 1 |
| 1 to 2 months... | 421 | 407 | 420 | 407 | 1 | | 291 | 284 | 120 | 112 | 1 | | 9 | 11 | | |
| 3 to 5 months... | 608 | 581 | 608 | 580 | | 1 | 417 | 405 | 170 | 156 | | 1 | 21 | 19 | | |
| 6 to 8 months... | 619 | 561 | 618 | 560 | 1 | 1 | 414 | 407 | 196 | 147 | 1 | 1 | 8 | 6 | | |
| 9 to 11 months... | 584 | 527 | 584 | 526 | | 1 | 357 | 378 | 173 | 139 | | 1 | 4 | 9 | | |
| Under 1 year.. | 2,398 | 2,260 | 2,391 | 2,257 | 2 | 3 | 1,634 | 1,605 | 710 | 604 | 2 | 3 | 47 | 48 | 1 | 1 |
| 1 year..... | 2,078 | 1,959 | 2,071 | 1,957 | 7 | 2 | 1,435 | 1,301 | 586 | 595 | 7 | 2 | 50 | 61 | 1 | 2 |
| 2 years..... | 2,160 | 2,102 | 2,151 | 2,097 | 9 | 5 | 1,452 | 1,412 | 654 | 627 | 9 | 5 | 45 | 58 | | 2 |
| 3 years..... | 2,205 | 2,089 | 2,200 | 2,076 | 5 | 13 | 1,459 | 1,409 | 686 | 612 | 5 | 13 | 55 | 55 | 1 | 3 |
| 4 years..... | 2,199 | 2,115 | 2,185 | 2,106 | 14 | 9 | 1,440 | 1,415 | 692 | 633 | 14 | 9 | 58 | 58 | 1 | 2 |
| 1 to 4 years ... | 8,642 | 8,265 | 8,607 | 8,236 | 35 | 29 | 5,786 | 5,537 | 2,618 | 2,467 | 35 | 29 | 208 | 232 | 3 | 9 |
| 5 years..... | 2,167 | 2,161 | 2,158 | 2,149 | 14 | 12 | 1,424 | 1,370 | 668 | 715 | 14 | 12 | 61 | 64 | 1 | 3 |
| 6 years..... | 2,165 | 2,112 | 2,150 | 2,104 | 15 | 8 | 1,423 | 1,384 | 655 | 646 | 15 | 8 | 67 | 74 | 1 | 3 |
| 7 years..... | 2,095 | 2,050 | 2,078 | 2,030 | 17 | 20 | 1,346 | 1,318 | 677 | 661 | 17 | 20 | 55 | 51 | 2 | 2 |
| 8 years..... | 2,109 | 1,944 | 2,087 | 1,922 | 22 | 22 | 1,348 | 1,250 | 697 | 620 | 22 | 22 | 42 | 52 | 2 | 2 |
| 9 years..... | 1,796 | 1,776 | 1,768 | 1,751 | 28 | 25 | 1,135 | 1,118 | 595 | 581 | 28 | 25 | 38 | 52 | 5 | 3 |
| 5 to 9 years ... | 10,332 | 10,043 | 10,236 | 9,956 | 96 | 87 | 6,681 | 6,440 | 3,292 | 3,223 | 96 | 87 | 263 | 293 | 11 | 13 |
| 10 years..... | 1,912 | 1,834 | 1,873 | 1,807 | 39 | 27 | 1,184 | 1,166 | 640 | 598 | 39 | 27 | 49 | 43 | | 3 |
| 11 years..... | 1,684 | 1,735 | 1,639 | 1,707 | 45 | 28 | 1,033 | 1,072 | 563 | 599 | 45 | 28 | 38 | 36 | 2 | |
| 12 years..... | 1,765 | 1,688 | 1,718 | 1,646 | 47 | 42 | 1,092 | 1,055 | 588 | 557 | 47 | 42 | 38 | 34 | 1 | 3 |
| 13 years..... | 1,648 | 1,527 | 1,592 | 1,477 | 56 | 50 | 1,045 | 921 | 528 | 529 | 55 | 50 | 20 | 27 | 3 | 3 |
| 14 years..... | 1,590 | 1,599 | 1,532 | 1,569 | 58 | 30 | 946 | 980 | 545 | 557 | 58 | 30 | 41 | 32 | 1 | 2 |
| 10 to 14 years.. | 8,599 | 8,383 | 8,354 | 8,206 | 245 | 177 | 5,305 | 5,194 | 2,864 | 2,840 | 244 | 177 | 186 | 172 | 7 | 11 |
| 15 years..... | 1,591 | 1,514 | 1,516 | 1,452 | 75 | 62 | 925 | 900 | 563 | 518 | 67 | 62 | 36 | 34 | 2 | 4 |
| 16 years..... | 1,561 | 1,403 | 1,471 | 1,394 | 90 | 49 | 920 | 858 | 519 | 475 | 70 | 49 | 52 | 21 | | 4 |
| 17 years..... | 1,573 | 1,310 | 1,412 | 1,258 | 161 | 52 | 895 | 748 | 492 | 478 | 106 | 51 | 30 | 33 | | 3 |
| 18 years..... | 1,573 | 1,320 | 1,352 | 1,232 | 221 | 68 | 827 | 773 | 485 | 446 | 112 | 68 | 149 | 33 | 3 | |
| 19 years..... | 1,580 | 1,270 | 1,283 | 1,137 | 267 | 83 | 797 | 741 | 458 | 420 | 141 | 83 | 154 | 26 | 5 | |
| 15 to 19 years.. | 7,848 | 6,817 | 7,034 | 6,503 | 814 | 814 | 4,364 | 4,020 | 2,517 | 2,337 | 496 | 313 | 471 | 147 | 10 | 11 |
| 20 years..... | 1,621 | 1,321 | 1,371 | 1,207 | 250 | 114 | 868 | 745 | 462 | 424 | 161 | 111 | 130 | 41 | 4 | 2 |
| 21 years..... | 1,565 | 1,179 | 1,373 | 1,065 | 192 | 114 | 894 | 657 | 449 | 391 | 140 | 114 | 82 | 17 | 4 | |
| 22 years..... | 1,658 | 1,257 | 1,393 | 1,139 | 265 | 118 | 874 | 708 | 487 | 405 | 188 | 118 | 109 | 26 | 6 | |
| 23 years..... | 1,633 | 1,208 | 1,340 | 1,082 | 293 | 126 | 821 | 670 | 491 | 384 | 214 | 124 | 107 | 30 | 5 | 4 |
| 24 years..... | 1,659 | 1,167 | 1,358 | 1,023 | 301 | 144 | 811 | 614 | 514 | 380 | 225 | 143 | 109 | 30 | 5 | 2 |
| 20 to 24 years.. | 8,136 | 6,132 | 6,835 | 5,516 | 1,301 | 616 | 4,268 | 3,394 | 2,403 | 1,984 | 928 | 610 | 537 | 144 | 26 | 12 |
| 25 years..... | 1,653 | 1,124 | 1,315 | 992 | 338 | 132 | 817 | 589 | 459 | 379 | 266 | 129 | 111 | 27 | 4 | 2 |
| 26 years..... | 1,647 | 1,136 | 1,320 | 1,005 | 327 | 131 | 815 | 604 | 475 | 375 | 276 | 130 | 81 | 27 | 3 | |
| 27 years..... | 1,593 | 1,080 | 1,228 | 921 | 365 | 159 | 759 | 547 | 442 | 357 | 301 | 158 | 91 | 18 | 3 | 3 |
| 28 years..... | 1,533 | 1,155 | 1,231 | 1,004 | 352 | 151 | 756 | 570 | 440 | 404 | 302 | 150 | 85 | 31 | 2 | 5 |
| 29 years..... | 1,511 | 1,011 | 1,157 | 853 | 354 | 158 | 739 | 547 | 391 | 285 | 314 | 156 | 67 | 23 | 2 | 3 |
| 25 to 29 years.. | 7,937 | 5,506 | 6,251 | 4,775 | 1,736 | 731 | 3,886 | 2,857 | 2,207 | 1,800 | 1,459 | 723 | 435 | 126 | 14 | 13 |
| 30 years..... | 1,333 | 1,204 | 1,354 | 1,004 | 479 | 200 | 842 | 582 | 464 | 355 | 415 | 199 | 112 | 68 | 6 | 4 |
| 31 years..... | 1,437 | 919 | 1,124 | 755 | 363 | 164 | 737 | 499 | 370 | 241 | 320 | 162 | 60 | 17 | 2 | 3 |
| 32 years..... | 1,604 | 1,027 | 1,161 | 848 | 443 | 179 | 772 | 518 | 368 | 305 | 395 | 177 | 69 | 27 | 2 | 2 |
| 33 years..... | 1,590 | 1,031 | 1,161 | 833 | 429 | 198 | 796 | 507 | 347 | 298 | 386 | 198 | 61 | 28 | 2 | 1 |
| 34 years..... | 1,577 | 875 | 1,128 | 686 | 449 | 189 | 725 | 382 | 381 | 231 | 407 | 188 | 64 | 24 | 3 | 3 |
| 30 to 34 years.. | 8,091 | 5,056 | 5,928 | 4,126 | 2,163 | 930 | 3,872 | 2,488 | 1,930 | 1,480 | 1,923 | 924 | 366 | 164 | 15 | 13 |
| 35 years..... | 1,725 | 910 | 1,173 | 696 | 552 | 214 | 711 | 426 | 402 | 229 | 471 | 212 | 141 | 43 | 5 | 3 |
| 36 years..... | 1,570 | 832 | 1,034 | 624 | 536 | 208 | 654 | 398 | 355 | 195 | 457 | 208 | 104 | 31 | 5 | 3 |
| 37 years..... | 1,500 | 817 | 1,033 | 632 | 467 | 185 | 661 | 400 | 344 | 211 | 426 | 185 | 69 | 21 | 2 | 3 |
| 38 years..... | 1,643 | 824 | 1,216 | 631 | 427 | 193 | 755 | 402 | 385 | 194 | 332 | 192 | 91 | 36 | 4 | 8 |
| 39 years..... | 1,530 | 814 | 1,113 | 643 | 467 | 171 | 760 | 429 | 317 | 195 | 411 | 171 | 92 | 19 | 9 | 2 |
| 35 to 39 years.. | 8,018 | 4,197 | 5,569 | 3,226 | 2,449 | 971 | 3,571 | 2,055 | 1,803 | 1,024 | 2,147 | 968 | 497 | 150 | 25 | 19 |
| 40 years..... | 1,731 | 870 | 1,130 | 676 | 551 | 194 | 793 | 439 | 339 | 174 | 477 | 193 | 122 | 64 | 3 | 5 |
| 41 years..... | 1,230 | 610 | 874 | 450 | 386 | 160 | 590 | 302 | 265 | 139 | 352 | 180 | 53 | 9 | | |
| 42 years..... | 1,349 | 701 | 940 | 520 | 409 | 131 | 636 | 351 | 281 | 150 | 368 | 179 | 64 | 21 | 3 | 1 |
| 43 years..... | 1,031 | 610 | 776 | 433 | 315 | 152 | 525 | 301 | 240 | 127 | 290 | 151 | 36 | 31 | | |
| 44 years..... | 997 | 531 | 686 | 402 | 311 | 129 | 473 | 282 | 189 | 98 | 281 | 123 | 54 | 25 | 5 | 1 |
| 40 to 44 years.. | 6,428 | 3,322 | 4,456 | 2,506 | 1,972 | 816 | 3,017 | 1,675 | 1,314 | 688 | 1,768 | 811 | 329 | 143 | 16 | 7 |
| 45 years..... | 1,092 | 603 | 754 | 442 | 338 | 161 | 531 | 297 | 183 | 103 | 239 | 157 | 39 | 46 | | 1 |
| 46 years..... | 933 | 498 | 636 | 353 | 347 | 145 | 465 | 240 | 146 | 90 | 298 | 143 | 74 | 25 | 3 | 1 |
| 47 years..... | 800 | 479 | 518 | 333 | 282 | 141 | 395 | 256 | 115 | 73 | 247 | 138 | 43 | 12 | 2 | 1 |
| 48 years..... | 833 | 458 | 548 | 324 | 290 | 134 | 404 | 233 | 122 | 67 | 246 | 132 | 66 | 32 | 1 | 3 |
| 49 years..... | 779 | 401 | 481 | 276 | 298 | 125 | 347 | 216 | 117 | 44 | 261 | 123 | 54 | 18 | 6 | |
| 45 to 49 years.. | 4,492 | 2,439 | 2,937 | 1,733 | 1,555 | 706 | 2,142 | 1,242 | 683 | 371 | 1,341 | 693 | 326 | 133 | 12 | 6 |

¹ Persons of negro descent, Chinese, Japanese, and Indians.

² Includes all persons of negro descent.

GENERAL NATIVITY, AND COLOR. BY STATES AND TERRITORIES: 1900—Continued.

IDAHO.

| AGES. | AGGREGATE. | | NATIVE BORN. | | FOREIGN BORN. | | NATIVE WHITE— NATIVE PARENTS. | | NATIVE WHITE— FOREIGN PARENTS. | | FOREIGN WHITE. | | -TOTAL COLORED, ¹ | | NEGRO. ² | |
|---------------------|------------|---------------|--------------|---------------|---------------|---------------|----------------------------------|---------------|-----------------------------------|---------------|-------------------|---------------|---------------------------------|---------------|---------------------|---------------|
| | Males. | Fe- males. | Males. | Fe- males. | Males. | Fe- males. | Males. | Fe- males. | Males. | Fe- males. | Males. | Fe- males. | Males. | Fe- males. | Males. | Fe- males. |
| 50 years..... | 1,129 | 514 | 698 | 358 | 431 | 161 | 522 | 252 | 138 | 49 | 367 | 161 | 102 | 52 | 1 | 3 |
| 51 years..... | 804 | 363 | 486 | 243 | 318 | 120 | 391 | 188 | 90 | 43 | 270 | 120 | 53 | 12 | | 1 |
| 52 years..... | 826 | 376 | 492 | 243 | 334 | 133 | 376 | 192 | 102 | 42 | 282 | 133 | 66 | 9 | 3 | |
| 53 years..... | 716 | 303 | 431 | 212 | 285 | 91 | 333 | 164 | 87 | 29 | 243 | 91 | 53 | 19 | | 1 |
| 54 years..... | 700 | 323 | 433 | 210 | 267 | 118 | 333 | 170 | 81 | 28 | 230 | 118 | 56 | 12 | 1 | 1 |
| 50 to 54 years.. | 4,175 | 1,884 | 2,540 | 1,261 | 1,635 | 623 | 1,955 | 966 | 498 | 191 | 1,392 | 623 | 330 | 104 | 5 | 6 |
| 55 years..... | 679 | 347 | 395 | 232 | 284 | 115 | 306 | 180 | 67 | 27 | 237 | 113 | 69 | 27 | 5 | |
| 56 years..... | 581 | 299 | 361 | 201 | 220 | 98 | 281 | 172 | 63 | 14 | 181 | 97 | 56 | 16 | 3 | 1 |
| 57 years..... | 510 | 244 | 303 | 159 | 207 | 85 | 247 | 137 | 45 | 19 | 168 | 85 | 50 | 3 | 2 | |
| 58 years..... | 491 | 264 | 285 | 167 | 206 | 97 | 223 | 133 | 41 | 16 | 175 | 96 | 52 | 19 | | |
| 59 years..... | 482 | 214 | 285 | 142 | 197 | 72 | 224 | 112 | 46 | 19 | 161 | 72 | 51 | 11 | 1 | |
| 55 to 59 years.. | 2,743 | 1,368 | 1,629 | 901 | 1,114 | 467 | 1,281 | 734 | 262 | 95 | 922 | 463 | 278 | 76 | 11 | 1 |
| 60 years..... | 613 | 306 | 394 | 209 | 234 | 97 | 281 | 129 | 61 | 24 | 192 | 97 | 34 | 56 | 1 | |
| 61 years..... | 365 | 176 | 213 | 105 | 147 | 71 | 180 | 91 | 34 | 9 | 107 | 70 | 44 | 6 | 1 | 1 |
| 62 years..... | 405 | 184 | 246 | 121 | 159 | 63 | 206 | 104 | 29 | 9 | 138 | 63 | 32 | 8 | 2 | 1 |
| 63 years..... | 405 | 196 | 260 | 130 | 145 | 66 | 217 | 106 | 31 | 12 | 125 | 66 | 32 | 12 | | |
| 64 years..... | 366 | 180 | 216 | 108 | 150 | 72 | 170 | 90 | 37 | 10 | 126 | 72 | 33 | 8 | 1 | |
| 60 to 64 years.. | 2,159 | 1,042 | 1,324 | 673 | 835 | 369 | 1,054 | 520 | 192 | 64 | 688 | 368 | 225 | 90 | 5 | 2 |
| 65 years..... | 371 | 176 | 225 | 114 | 146 | 62 | 168 | 79 | 30 | 8 | 122 | 62 | 51 | 27 | | 1 |
| 66 years..... | 323 | 157 | 182 | 97 | 141 | 60 | 156 | 85 | 18 | 6 | 123 | 60 | 21 | 6 | 1 | |
| 67 years..... | 327 | 130 | 203 | 76 | 124 | 54 | 171 | 67 | 25 | 8 | 117 | 54 | 14 | 1 | | |
| 68 years..... | 259 | 119 | 160 | 72 | 99 | 47 | 125 | 61 | 18 | 3 | 90 | 47 | 26 | 18 | | |
| 69 years..... | 232 | 106 | 151 | 54 | 101 | 52 | 126 | 40 | 19 | 5 | 93 | 52 | 14 | 9 | 1 | |
| 65 to 69 years.. | 1,532 | 688 | 921 | 413 | 611 | 275 | 746 | 322 | 110 | 30 | 550 | 275 | 126 | 61 | 2 | 1 |
| 70 years..... | 256 | 142 | 153 | 100 | 103 | 42 | 111 | 51 | 16 | 5 | 89 | 41 | 40 | 45 | 1 | |
| 71 years..... | 151 | 76 | 96 | 41 | 55 | 35 | 87 | 40 | 3 | 1 | 49 | 35 | 7 | | | |
| 72 years..... | 165 | 65 | 94 | 37 | 71 | 28 | 87 | 32 | 4 | 2 | 59 | 28 | 15 | 7 | | |
| 73 years..... | 138 | 61 | 89 | 34 | 49 | 27 | 75 | 28 | 10 | 3 | 46 | 26 | 7 | 5 | | |
| 74 years..... | 119 | 56 | 71 | 35 | 48 | 23 | 56 | 23 | 8 | 5 | 45 | 23 | 10 | 5 | | |
| 70 to 74 years.. | 829 | 400 | 503 | 245 | 326 | 155 | 416 | 174 | 46 | 15 | 288 | 153 | 79 | 58 | 2 | |
| 75 years..... | 97 | 63 | 60 | 42 | 37 | 21 | 48 | 28 | 4 | 3 | 36 | 21 | 9 | 11 | | |
| 76 years..... | 86 | 49 | 57 | 30 | 29 | 19 | 49 | 20 | 6 | 3 | 26 | 19 | 5 | 7 | | |
| 77 years..... | 71 | 51 | 37 | 33 | 34 | 18 | 30 | 27 | 5 | 3 | 33 | 18 | 3 | 3 | | |
| 78 years..... | 70 | 36 | 39 | 21 | 31 | 15 | 34 | 12 | 3 | 3 | 30 | 15 | 3 | 5 | | |
| 79 years..... | 43 | 30 | 26 | 18 | 17 | 12 | 20 | 10 | 2 | 2 | 17 | 12 | 4 | 6 | | |
| 75 to 79 years.. | 367 | 229 | 219 | 144 | 148 | 85 | 181 | 97 | 20 | 15 | 142 | 85 | 24 | 32 | | |
| 80 years..... | 72 | 47 | 49 | 37 | 23 | 10 | 26 | 13 | 6 | 1 | 23 | 10 | 17 | 23 | | |
| 81 years..... | 28 | 27 | 20 | 17 | 8 | 10 | 17 | 15 | 2 | 2 | 8 | 10 | 1 | | | |
| 82 years..... | 25 | 20 | 17 | 11 | 8 | 9 | 12 | 7 | 4 | 2 | 8 | 9 | 1 | 2 | | |
| 83 years..... | 15 | 15 | 10 | 12 | 5 | 3 | 8 | 7 | 2 | 2 | 5 | 3 | | | | |
| 84 years..... | 13 | 13 | 8 | 8 | 5 | 5 | 5 | 6 | 2 | | 5 | 5 | 1 | 2 | | |
| 80 to 84 years.. | 153 | 122 | 104 | 85 | 49 | 37 | 68 | 48 | 16 | 7 | 49 | 37 | 20 | 30 | | |
| 85 years..... | 11 | 9 | 6 | 8 | 5 | 1 | 4 | 4 | | | 5 | 1 | 2 | 4 | | |
| 86 years..... | 14 | 9 | 11 | 5 | 3 | 4 | 11 | 4 | | | 3 | 4 | | 1 | | |
| 87 years..... | 7 | 5 | 4 | 1 | 3 | 4 | 3 | | | | 1 | 4 | 1 | | | |
| 88 years..... | 7 | 6 | 1 | 1 | 6 | 5 | 1 | | | | 6 | 5 | | | | |
| 89 years..... | 3 | 4 | 2 | 3 | 1 | 1 | 1 | 2 | 1 | | 1 | 1 | | 1 | | |
| 85 to 89 years.. | 42 | 33 | 24 | 18 | 18 | 15 | 20 | 10 | 1 | 2 | 18 | 15 | 3 | 6 | | |
| 90 years..... | 9 | 6 | 6 | 3 | 3 | 3 | 2 | 1 | 1 | | 3 | 3 | 3 | 2 | | |
| 91 years..... | 1 | 2 | 1 | 2 | | | 1 | 1 | | | | | | 1 | | |
| 92 years..... | 2 | 1 | 2 | 1 | | | 1 | 1 | 1 | | | | | | | |
| 93 years..... | | 1 | | 1 | | | | | | | | | | 1 | | |
| 94 years..... | | | | | | | | | | | | | | | | |
| 90 to 94 years.. | 12 | 10 | 9 | 7 | 3 | 3 | 4 | 3 | 2 | | 3 | 3 | 3 | 4 | | |
| 95 years..... | | 4 | | 4 | | | | | | | | | | 4 | | |
| 96 years..... | | | | | | | | | | | | | | | | |
| 97 years..... | | 1 | | 1 | | | | | | | | | | 1 | | |
| 98 years..... | | | | | | | | | | | | | | | | |
| 99 years..... | | | | | | | | | | | | | | | | |
| 95 to 99 years.. | | 5 | | 5 | | | | | | | | | | 5 | | |
| 100 years and over. | 1 | 2 | 1 | 2 | | | | | | | | | 1 | 2 | | |
| Age unknown.... | 388 | 202 | 306 | 196 | 82 | 6 | 173 | 46 | 26 | 3 | 34 | 5 | 155 | 148 | 1 | 2 |

¹Persons of negro descent, Chinese, Japanese, and Indians.

²Includes all persons of negro descent.

TABLE 2.—AGES OF THE AGGREGATE POPULATION, CLASSIFIED BY SEX,
ILLINOIS.

| AGES. | AGGREGATE. | | NATIVE BORN. | | FOREIGN BORN. | | NATIVE WHITE— NATIVE PARENTS. | | NATIVE WHITE— FOREIGN PARENTS. | | FOREIGN WHITE. | | TOTAL COLORED. ¹ | | NEGRO. ² | |
|----------------|------------|---------------|--------------|---------------|---------------|---------------|----------------------------------|---------------|-----------------------------------|---------------|-------------------|---------------|--------------------------------|---------------|---------------------|---------------|
| | Males. | Fe- males. | Males. | Fe- males. | Males. | Fe- males. | Males. | Fe- males. | Males. | Fe- males. | Males. | Fe- males. | Males. | Fe- males. | Males. | Fe- males. |
| | All ages | 2,472,782 | 2,348,768 | 1,958,810 | 1,901,493 | 519,472 | 447,275 | 1,160,843 | 1,110,922 | 747,622 | 750,851 | 517,648 | 446,987 | 46,669 | 40,008 | 45,121 |
| Under 1 month | 4,264 | 4,271 | 4,260 | 4,267 | 4 | 4 | 2,581 | 2,483 | 1,681 | 1,725 | 4 | 4 | 48 | 59 | 48 | 58 |
| 1 to 2 months | 9,865 | 9,668 | 9,861 | 9,657 | 4 | 11 | 5,654 | 5,628 | 4,062 | 3,899 | 4 | 11 | 115 | 130 | 115 | 130 |
| 3 to 6 months | 14,733 | 14,597 | 14,703 | 14,575 | 30 | 22 | 8,481 | 8,300 | 6,020 | 6,078 | 30 | 22 | 192 | 202 | 192 | 202 |
| 6 to 8 months | 14,425 | 14,121 | 14,395 | 14,090 | 30 | 31 | 8,323 | 8,224 | 5,905 | 5,706 | 30 | 31 | 167 | 160 | 167 | 159 |
| 9 to 11 months | 14,501 | 13,947 | 14,459 | 13,915 | 42 | 32 | 8,908 | 8,061 | 5,985 | 5,671 | 42 | 32 | 166 | 183 | 166 | 182 |
| Under 1 year | 57,788 | 56,604 | 57,678 | 56,504 | 110 | 100 | 33,337 | 32,696 | 23,653 | 23,074 | 110 | 100 | 688 | 734 | 688 | 731 |
| 1 year | 53,896 | 52,051 | 53,178 | 51,870 | 218 | 181 | 30,933 | 29,692 | 21,680 | 21,483 | 217 | 181 | 616 | 695 | 615 | 693 |
| 2 years | 54,840 | 53,956 | 54,541 | 53,710 | 299 | 246 | 30,831 | 30,321 | 23,061 | 22,755 | 299 | 245 | 649 | 635 | 643 | 632 |
| 3 years | 54,768 | 54,461 | 54,449 | 54,111 | 319 | 350 | 30,129 | 29,936 | 23,651 | 23,513 | 319 | 350 | 669 | 662 | 665 | 660 |
| 4 years | 56,459 | 55,712 | 56,015 | 55,296 | 444 | 416 | 31,251 | 30,460 | 24,074 | 24,112 | 444 | 416 | 690 | 724 | 689 | 723 |
| 1 to 4 years | 219,463 | 216,180 | 218,183 | 214,987 | 1,280 | 1,193 | 123,144 | 120,409 | 92,416 | 91,863 | 1,279 | 1,192 | 2,624 | 2,716 | 2,617 | 2,708 |
| 5 years | 55,500 | 54,970 | 55,028 | 54,479 | 472 | 491 | 30,358 | 29,803 | 24,018 | 23,945 | 472 | 487 | 657 | 785 | 655 | 734 |
| 6 years | 56,221 | 56,257 | 55,990 | 55,625 | 631 | 632 | 30,215 | 29,953 | 24,652 | 24,912 | 628 | 631 | 726 | 761 | 724 | 760 |
| 7 years | 54,780 | 54,397 | 53,861 | 53,514 | 919 | 883 | 29,689 | 29,214 | 23,480 | 23,613 | 916 | 882 | 695 | 688 | 692 | 688 |
| 8 years | 54,456 | 54,394 | 53,122 | 53,048 | 1,334 | 1,346 | 29,644 | 29,255 | 22,744 | 23,064 | 1,334 | 1,345 | 734 | 730 | 732 | 730 |
| 9 years | 51,771 | 51,024 | 49,960 | 49,272 | 1,811 | 1,752 | 27,622 | 26,860 | 21,630 | 21,684 | 1,806 | 1,752 | 713 | 723 | 708 | 727 |
| 5 to 9 years | 272,728 | 271,042 | 267,561 | 265,938 | 5,167 | 5,104 | 147,523 | 145,085 | 116,524 | 117,218 | 5,156 | 5,097 | 3,525 | 3,642 | 3,511 | 3,639 |
| 10 years | 53,891 | 53,203 | 51,666 | 51,055 | 2,225 | 2,153 | 28,978 | 28,348 | 21,929 | 21,938 | 2,224 | 2,151 | 760 | 771 | 760 | 769 |
| 11 years | 49,369 | 48,920 | 47,050 | 46,695 | 2,319 | 2,225 | 26,156 | 25,713 | 20,247 | 20,243 | 2,316 | 2,225 | 650 | 739 | 647 | 738 |
| 12 years | 49,393 | 49,160 | 46,532 | 46,454 | 2,861 | 2,706 | 26,034 | 25,609 | 19,764 | 20,085 | 2,861 | 2,705 | 734 | 761 | 732 | 760 |
| 13 years | 47,069 | 46,998 | 44,251 | 44,101 | 2,818 | 2,817 | 25,147 | 24,748 | 18,419 | 18,677 | 2,814 | 2,811 | 689 | 682 | 689 | 680 |
| 14 years | 45,917 | 47,955 | 44,644 | 44,644 | 3,493 | 3,811 | 25,262 | 24,572 | 19,433 | 19,324 | 3,492 | 3,810 | 730 | 749 | 729 | 749 |
| 10 to 14 years | 248,639 | 246,241 | 234,923 | 232,949 | 13,716 | 13,292 | 181,577 | 178,990 | 99,792 | 100,267 | 13,707 | 13,282 | 3,563 | 3,702 | 3,557 | 3,696 |
| 15 years | 46,936 | 47,093 | 43,272 | 43,442 | 3,664 | 3,651 | 24,111 | 23,963 | 18,467 | 18,772 | 3,660 | 3,650 | 698 | 708 | 694 | 708 |
| 16 years | 43,069 | 47,332 | 44,086 | 43,163 | 3,983 | 4,214 | 24,764 | 23,988 | 18,561 | 18,447 | 3,979 | 4,211 | 765 | 786 | 763 | 786 |
| 17 years | 45,538 | 45,987 | 41,175 | 41,126 | 4,363 | 4,361 | 23,503 | 22,861 | 16,392 | 17,538 | 4,355 | 4,355 | 788 | 730 | 782 | 730 |
| 18 years | 44,637 | 46,673 | 39,323 | 40,518 | 5,309 | 6,155 | 22,595 | 22,765 | 15,365 | 16,923 | 5,301 | 6,150 | 876 | 835 | 867 | 835 |
| 19 years | 43,197 | 44,656 | 37,847 | 37,760 | 6,850 | 6,896 | 21,934 | 21,693 | 14,504 | 15,207 | 6,841 | 6,839 | 918 | 862 | 912 | 861 |
| 15 to 19 years | 228,377 | 231,791 | 205,208 | 206,014 | 23,169 | 25,777 | 116,907 | 115,225 | 84,289 | 86,887 | 23,136 | 25,758 | 4,045 | 3,921 | 4,018 | 3,920 |
| 20 years | 44,331 | 46,766 | 37,183 | 38,554 | 7,143 | 8,212 | 21,532 | 21,765 | 14,635 | 15,866 | 7,137 | 8,201 | 977 | 934 | 968 | 929 |
| 21 years | 44,900 | 42,538 | 37,604 | 35,120 | 7,296 | 7,413 | 21,557 | 19,700 | 15,064 | 14,589 | 7,287 | 7,412 | 992 | 837 | 984 | 836 |
| 22 years | 45,621 | 46,475 | 37,382 | 37,751 | 8,239 | 8,724 | 21,237 | 20,531 | 15,023 | 16,268 | 8,223 | 8,714 | 1,118 | 962 | 1,105 | 959 |
| 23 years | 44,733 | 45,669 | 36,508 | 37,014 | 8,275 | 8,655 | 20,190 | 20,022 | 15,232 | 15,980 | 8,251 | 8,643 | 1,110 | 1,019 | 1,088 | 1,016 |
| 24 years | 46,659 | 47,240 | 37,339 | 37,801 | 9,320 | 9,439 | 20,700 | 20,274 | 15,462 | 16,466 | 9,265 | 9,434 | 1,232 | 1,066 | 1,180 | 1,065 |
| 20 to 24 years | 226,294 | 228,688 | 186,016 | 186,240 | 40,278 | 42,443 | 105,236 | 102,292 | 75,416 | 79,169 | 40,163 | 42,409 | 5,429 | 4,818 | 5,325 | 4,805 |
| 25 years | 46,831 | 46,334 | 36,317 | 36,617 | 10,514 | 9,767 | 19,933 | 19,099 | 15,177 | 16,530 | 10,472 | 9,755 | 1,249 | 1,000 | 1,207 | 1,000 |
| 26 years | 43,764 | 42,462 | 33,398 | 33,199 | 9,371 | 9,263 | 18,605 | 17,567 | 14,239 | 14,653 | 9,337 | 9,251 | 1,033 | 986 | 1,061 | 985 |
| 27 years | 43,614 | 42,105 | 33,225 | 32,501 | 10,389 | 9,604 | 18,436 | 17,569 | 13,623 | 13,998 | 10,365 | 9,581 | 1,135 | 940 | 1,113 | 940 |
| 28 years | 46,757 | 43,765 | 34,569 | 33,408 | 12,138 | 10,857 | 19,250 | 17,674 | 14,126 | 14,711 | 12,138 | 10,349 | 1,243 | 1,031 | 1,202 | 1,029 |
| 29 years | 41,789 | 39,030 | 30,533 | 29,453 | 11,236 | 9,572 | 16,973 | 15,762 | 12,520 | 12,913 | 11,174 | 9,561 | 1,097 | 934 | 1,045 | 932 |
| 25 to 29 years | 222,735 | 213,746 | 168,537 | 165,183 | 54,198 | 48,563 | 93,252 | 87,671 | 69,690 | 72,810 | 63,936 | 48,514 | 5,807 | 4,751 | 5,623 | 4,746 |
| 30 years | 53,626 | 47,290 | 37,070 | 34,325 | 16,556 | 12,965 | 20,762 | 18,330 | 14,804 | 14,990 | 16,467 | 12,954 | 1,533 | 1,016 | 1,513 | 1,014 |
| 31 years | 36,422 | 33,463 | 26,276 | 25,177 | 10,146 | 8,236 | 15,060 | 14,034 | 10,457 | 10,537 | 10,095 | 8,279 | 810 | 563 | 770 | 562 |
| 32 years | 41,382 | 38,176 | 33,316 | 27,413 | 12,976 | 10,763 | 16,333 | 15,199 | 11,635 | 11,547 | 12,917 | 10,751 | 932 | 679 | 881 | 678 |
| 33 years | 38,930 | 34,637 | 26,984 | 24,612 | 12,946 | 10,225 | 15,011 | 13,750 | 10,221 | 10,238 | 12,830 | 10,213 | 813 | 630 | 763 | 630 |
| 34 years | 37,961 | 34,239 | 24,344 | 23,590 | 13,117 | 10,709 | 13,371 | 13,012 | 10,124 | 9,954 | 13,032 | 10,704 | 934 | 629 | 862 | 629 |
| 30 to 34 years | 208,831 | 188,065 | 143,090 | 135,117 | 65,741 | 52,943 | 81,062 | 74,375 | 57,291 | 57,266 | 65,391 | 52,907 | 5,087 | 3,517 | 4,794 | 3,513 |
| 35 years | 43,032 | 36,035 | 26,627 | 23,892 | 16,405 | 12,193 | 14,834 | 12,872 | 10,651 | 10,200 | 16,303 | 12,174 | 1,194 | 339 | 1,110 | 339 |
| 36 years | 35,933 | 32,030 | 22,500 | 21,662 | 13,433 | 10,428 | 12,864 | 12,002 | 8,969 | 9,054 | 13,415 | 10,420 | 735 | 604 | 674 | 603 |
| 37 years | 34,563 | 30,877 | 22,422 | 21,284 | 12,141 | 9,583 | 12,932 | 12,082 | 8,329 | 8,676 | 12,093 | 9,574 | 709 | 535 | 670 | 533 |
| 38 years | 39,033 | 33,771 | 25,403 | 23,498 | 13,630 | 10,273 | 14,763 | 13,471 | 9,327 | 9,355 | 13,556 | 10,266 | 837 | 679 | 823 | 679 |
| 39 years | 35,711 | 31,250 | 23,582 | 22,065 | 12,129 | 9,185 | 13,995 | 12,721 | 8,813 | 8,713 | 12,050 | 9,177 | 853 | 634 | 784 | 634 |
| 35 to 39 years | 188,322 | 164,053 | 120,534 | 112,391 | 67,733 | 51,662 | 69,433 | 63,143 | 47,039 | 46,003 | 67,417 | 51,611 | 4,373 | 3,291 | 4,061 | 3,288 |
| 40 years | 44,097 | 34,736 | 26,787 | 23,216 | 17,310 | 11,570 | 15,695 | 13,233 | 9,973 | 9,078 | 17,203 | 11,565 | 1,226 | 855 | 1,136 | 855 |
| 41 years | 28,135 | 24,110 | 18,924 | 17,246 | 9,211 | 6,364 | 11,463 | 10,347 | 6,992 | 6,552 | 9,165 | 6,361 | 515 | 350 | 476 | 350 |
| 42 years | 32,165 | 26,642 | 20,922 | 18,425 | 11,243 | 8,217 | 12,771 | 11,019 | 7,554 | 6,947 | 11,173 | 8,210 | 662 | 466 | 606 | 465 |
| 43 years | 26,949 | 23,323 | 17,662 | 16,249 | 9,287 | 7,079 | 11,167 | 10,141 | 6,067 | 5,759 | 9,247 | 7,072 | 463 | 356 | 436 | 356 |
| 44 years | 26,110 | 22,578 | 16,675 | 15,388 | 9,435 | 7,190 | 10,794 | 9,374 | 5,453 | 5,136 | 9,362 | 7,136 | 501 | 332 | 430 | 332 |
| 40 to 44 years | 157,456 | 131,444 | 100,970 | 90,524 | 56,486 | 40,920 | 61,890 | 54,669 | 36,039 | 33,472 | 56,155 | 40,894 | 3,372 | 2,409 | 3,084 | 2,408 |
| 45 years | 29,137 | 24,087 | 17,458 | 15,743 | 11,729 | 8,339 | 11,355 | 10,210 | 5,455 | 5,036 | 11,673 | 8,334 | 699 | 507 | 655 | 506 |
| 46 years | 2 | | | | | | | | | | | | | | | |

GENERAL NATIVITY, AND COLOR, BY STATES AND TERRITORIES: 1900—Continued.

ILLINOIS.

| AGES. | AGGREGATE. | | NATIVE BORN. | | FOREIGN BORN. | | NATIVE WHITE— NATIVE PARENTS. | | NATIVE WHITE— FOREIGN PARENTS. | | FOREIGN WHITE. | | TOTAL COLORED. ¹ | | NEGRO. ² | |
|---------------------|------------|---------------|--------------|---------------|---------------|---------------|----------------------------------|---------------|-----------------------------------|---------------|-------------------|---------------|--------------------------------|---------------|---------------------|---------------|
| | Males. | Fe- males. | Males. | Fe- males. | Males. | Fe- males. | Males. | Fe- males. | Males. | Fe- males. | Males. | Fe- males. | Males. | Fe- males. | Males. | Fe- males. |
| 50 years..... | 26,807 | 23,133 | 14,504 | 13,107 | 12,303 | 10,026 | 10,654 | 9,514 | 3,193 | 3,019 | 12,254 | 10,022 | 706 | 578 | 667 | 577 |
| 51 years..... | 17,247 | 15,328 | 10,521 | 9,549 | 6,726 | 5,779 | 8,021 | 7,359 | 2,214 | 2,021 | 6,706 | 5,778 | 806 | 170 | 288 | 170 |
| 52 years..... | 19,018 | 16,412 | 11,007 | 9,791 | 8,011 | 6,821 | 8,501 | 7,611 | 2,181 | 1,917 | 7,997 | 6,619 | 339 | 265 | 331 | 265 |
| 53 years..... | 16,304 | 14,579 | 9,592 | 8,705 | 6,712 | 5,874 | 7,625 | 6,847 | 1,670 | 1,665 | 6,689 | 5,873 | 320 | 194 | 305 | 194 |
| 54 years..... | 15,969 | 14,609 | 9,051 | 8,544 | 6,918 | 6,065 | 7,131 | 6,785 | 1,650 | 1,552 | 6,902 | 6,064 | 286 | 208 | 270 | 208 |
| 50 to 54 years.. | 95,345 | 84,061 | 54,675 | 49,696 | 40,670 | 34,365 | 41,932 | 38,116 | 10,908 | 10,174 | 40,548 | 34,356 | 1,957 | 1,415 | 1,861 | 1,414 |
| 55 years..... | 17,445 | 15,819 | 9,360 | 8,879 | 8,085 | 6,940 | 7,393 | 7,124 | 1,615 | 1,470 | 8,065 | 6,937 | 372 | 288 | 356 | 288 |
| 56 years..... | 15,102 | 13,823 | 8,517 | 8,173 | 6,565 | 5,650 | 6,891 | 6,692 | 1,337 | 1,295 | 6,578 | 5,650 | 296 | 186 | 292 | 186 |
| 57 years..... | 13,225 | 12,114 | 7,478 | 7,261 | 5,747 | 4,853 | 6,090 | 5,966 | 1,194 | 1,147 | 5,741 | 4,853 | 200 | 148 | 195 | 148 |
| 58 years..... | 12,908 | 12,115 | 7,114 | 7,055 | 5,794 | 5,060 | 5,804 | 5,887 | 1,112 | 1,012 | 5,792 | 5,059 | 200 | 157 | 199 | 157 |
| 59 years..... | 12,348 | 11,697 | 6,840 | 6,557 | 5,508 | 4,840 | 5,689 | 5,704 | 967 | 980 | 5,499 | 4,840 | 193 | 173 | 186 | 172 |
| 55 to 59 years.. | 71,028 | 65,568 | 39,309 | 38,225 | 31,719 | 27,343 | 31,867 | 31,373 | 6,225 | 5,904 | 31,675 | 27,339 | 1,261 | 952 | 1,228 | 951 |
| 60 years..... | 15,469 | 14,780 | 7,646 | 7,614 | 7,823 | 7,166 | 6,284 | 6,282 | 1,021 | 1,014 | 7,815 | 7,164 | 349 | 320 | 345 | 320 |
| 61 years..... | 9,524 | 8,906 | 5,337 | 5,179 | 4,187 | 3,727 | 4,551 | 4,441 | 676 | 650 | 4,186 | 3,726 | 111 | 89 | 109 | 89 |
| 62 years..... | 10,818 | 9,919 | 6,001 | 5,650 | 4,817 | 4,269 | 5,131 | 4,903 | 754 | 658 | 4,815 | 4,267 | 118 | 91 | 117 | 91 |
| 63 years..... | 10,646 | 10,133 | 5,791 | 5,736 | 4,855 | 4,397 | 5,000 | 5,013 | 663 | 627 | 4,850 | 4,397 | 133 | 96 | 132 | 96 |
| 64 years..... | 9,904 | 9,423 | 5,323 | 5,106 | 4,581 | 4,317 | 4,559 | 4,436 | 648 | 561 | 4,574 | 4,317 | 123 | 109 | 117 | 108 |
| 60 to 64 years.. | 56,361 | 53,161 | 30,098 | 29,285 | 26,263 | 23,376 | 25,525 | 25,075 | 3,762 | 3,510 | 26,240 | 23,371 | 834 | 705 | 820 | 704 |
| 65 years..... | 10,717 | 10,188 | 5,220 | 5,071 | 5,497 | 5,117 | 4,434 | 4,383 | 611 | 522 | 5,496 | 5,115 | 176 | 168 | 176 | 168 |
| 66 years..... | 8,916 | 8,564 | 4,781 | 4,687 | 4,135 | 3,877 | 4,199 | 4,139 | 482 | 467 | 4,135 | 3,876 | 100 | 82 | 100 | 82 |
| 67 years..... | 8,633 | 7,887 | 4,591 | 4,327 | 4,042 | 3,560 | 4,071 | 3,854 | 427 | 392 | 4,039 | 3,559 | 96 | 82 | 95 | 82 |
| 68 years..... | 7,334 | 7,131 | 3,880 | 3,830 | 3,454 | 3,301 | 3,447 | 3,397 | 329 | 353 | 3,454 | 3,301 | 104 | 80 | 104 | 80 |
| 69 years..... | 6,728 | 6,371 | 3,529 | 3,499 | 3,199 | 2,872 | 3,165 | 3,159 | 293 | 273 | 3,199 | 2,871 | 71 | 68 | 71 | 68 |
| 65 to 69 years.. | 42,328 | 40,141 | 22,001 | 21,414 | 20,327 | 18,727 | 19,316 | 18,922 | 2,142 | 2,007 | 20,323 | 18,722 | 547 | 480 | 546 | 480 |
| 70 years..... | 7,794 | 7,649 | 3,557 | 3,736 | 4,237 | 3,913 | 3,080 | 3,248 | 339 | 315 | 4,233 | 3,912 | 142 | 174 | 141 | 174 |
| 71 years..... | 5,272 | 4,840 | 2,770 | 2,673 | 2,502 | 2,167 | 2,507 | 2,426 | 223 | 213 | 2,502 | 2,167 | 40 | 34 | 40 | 34 |
| 72 years..... | 5,767 | 5,292 | 2,944 | 2,856 | 2,823 | 2,436 | 2,614 | 2,576 | 280 | 236 | 2,822 | 2,436 | 51 | 44 | 51 | 44 |
| 73 years..... | 5,003 | 4,710 | 2,536 | 2,541 | 2,467 | 2,129 | 2,295 | 2,276 | 195 | 225 | 2,467 | 2,169 | 46 | 40 | 46 | 40 |
| 74 years..... | 4,621 | 4,271 | 2,329 | 2,311 | 2,292 | 1,960 | 2,096 | 2,076 | 180 | 200 | 2,292 | 1,960 | 53 | 35 | 53 | 35 |
| 70 to 74 years.. | 28,457 | 26,762 | 14,136 | 14,117 | 14,321 | 12,645 | 12,592 | 12,602 | 1,217 | 1,189 | 14,316 | 12,644 | 332 | 327 | 331 | 327 |
| 75 years..... | 4,520 | 4,409 | 2,209 | 2,277 | 2,311 | 2,132 | 1,934 | 1,994 | 209 | 197 | 2,310 | 2,132 | 67 | 86 | 66 | 86 |
| 76 years..... | 3,613 | 3,413 | 1,894 | 1,871 | 1,719 | 1,642 | 1,681 | 1,710 | 171 | 123 | 1,719 | 1,542 | 42 | 38 | 42 | 38 |
| 77 years..... | 2,949 | 2,974 | 1,557 | 1,695 | 1,392 | 1,279 | 1,412 | 1,529 | 127 | 137 | 1,392 | 1,279 | 18 | 29 | 18 | 29 |
| 78 years..... | 2,710 | 2,706 | 1,461 | 1,481 | 1,249 | 1,225 | 1,290 | 1,310 | 142 | 142 | 1,249 | 1,225 | 29 | 29 | 29 | 29 |
| 79 years..... | 2,358 | 2,262 | 1,271 | 1,261 | 1,087 | 1,001 | 1,102 | 1,138 | 139 | 101 | 1,087 | 1,001 | 20 | 23 | 20 | 23 |
| 75 to 79 years.. | 16,150 | 15,764 | 8,392 | 8,585 | 7,758 | 7,179 | 7,419 | 7,681 | 785 | 700 | 7,757 | 7,178 | 186 | 205 | 185 | 205 |
| 80 years..... | 2,351 | 2,422 | 1,215 | 1,264 | 1,136 | 1,158 | 1,047 | 1,079 | 114 | 116 | 1,135 | 1,158 | 55 | 69 | 54 | 69 |
| 81 years..... | 1,604 | 1,480 | 883 | 891 | 721 | 589 | 783 | 807 | 90 | 74 | 720 | 589 | 11 | 10 | 11 | 10 |
| 82 years..... | 1,321 | 1,352 | 746 | 792 | 575 | 560 | 676 | 692 | 53 | 85 | 575 | 560 | 17 | 15 | 17 | 15 |
| 83 years..... | 1,059 | 1,096 | 616 | 657 | 443 | 439 | 547 | 587 | 64 | 59 | 443 | 438 | 5 | 12 | 5 | 12 |
| 84 years..... | 916 | 922 | 529 | 542 | 387 | 380 | 463 | 479 | 58 | 48 | 387 | 380 | 8 | 15 | 8 | 15 |
| 80 to 84 years.. | 7,251 | 7,272 | 3,989 | 4,146 | 3,262 | 3,126 | 3,516 | 3,644 | 379 | 382 | 3,260 | 3,125 | 96 | 121 | 95 | 121 |
| 85 years..... | 728 | 828 | 413 | 493 | 310 | 335 | 353 | 422 | 57 | 47 | 310 | 335 | 8 | 24 | 8 | 24 |
| 86 years..... | 513 | 617 | 316 | 376 | 197 | 241 | 265 | 345 | 38 | 24 | 197 | 241 | 13 | 7 | 13 | 7 |
| 87 years..... | 445 | 527 | 257 | 322 | 188 | 205 | 221 | 282 | 24 | 30 | 188 | 205 | 12 | 10 | 12 | 10 |
| 88 years..... | 388 | 409 | 235 | 233 | 153 | 171 | 199 | 209 | 28 | 21 | 153 | 171 | 8 | 8 | 8 | 8 |
| 89 years..... | 242 | 333 | 157 | 217 | 85 | 116 | 137 | 186 | 15 | 21 | 85 | 116 | 5 | 10 | 5 | 10 |
| 85 to 89 years.. | 2,316 | 2,714 | 1,383 | 1,646 | 933 | 1,068 | 1,175 | 1,444 | 162 | 143 | 933 | 1,068 | 46 | 59 | 46 | 59 |
| 90 years..... | 224 | 283 | 119 | 146 | 105 | 142 | 99 | 108 | 10 | 16 | 105 | 142 | 10 | 22 | 10 | 22 |
| 91 years..... | 122 | 134 | 78 | 92 | 44 | 42 | 63 | 77 | 12 | 10 | 44 | 42 | 3 | 5 | 3 | 5 |
| 92 years..... | 74 | 90 | 45 | 64 | 29 | 26 | 35 | 56 | 6 | 3 | 29 | 26 | 4 | 6 | 4 | 6 |
| 93 years..... | 59 | 89 | 36 | 45 | 23 | 44 | 29 | 36 | 4 | 9 | 23 | 44 | 3 | 4 | 3 | 4 |
| 94 years..... | 51 | 53 | 27 | 33 | 24 | 20 | 21 | 30 | 2 | 3 | 24 | 20 | 4 | 4 | 4 | 4 |
| 90 to 94 years.. | 530 | 654 | 305 | 380 | 225 | 274 | 247 | 307 | 34 | 41 | 225 | 274 | 24 | 32 | 24 | 32 |
| 95 years..... | 27 | 38 | 13 | 20 | 14 | 18 | 11 | 14 | | 2 | 14 | 18 | 2 | 4 | 2 | 4 |
| 96 years..... | 21 | 27 | 10 | 13 | 11 | 14 | 9 | 12 | 1 | 1 | 11 | 14 | | | | |
| 97 years..... | 16 | 25 | 7 | 14 | 9 | 11 | 3 | 9 | 3 | 2 | 9 | 11 | 1 | 3 | 1 | 3 |
| 98 years..... | 11 | 27 | 9 | 11 | 2 | 16 | 8 | 9 | | 1 | 16 | 11 | 1 | 1 | 1 | 1 |
| 99 years..... | 13 | 17 | 6 | 6 | 7 | 11 | 1 | 2 | 2 | | 7 | 11 | 3 | 4 | 3 | 4 |
| 95 to 99 years.. | 88 | 134 | 45 | 64 | 43 | 70 | 32 | 46 | 6 | 6 | 43 | 70 | 7 | 12 | 7 | 12 |
| 100 years and over. | 31 | 47 | 16 | 33 | 15 | 14 | 1 | 9 | 3 | 2 | 15 | 14 | 12 | 22 | 12 | 22 |
| Age unknown.... | 7,177 | 4,117 | 6,076 | 3,347 | 1,101 | 770 | 5,176 | 2,627 | 409 | 337 | 1,095 | 768 | 497 | 385 | 492 | 385 |

¹ Persons of negro descent, Chinese, Japanese, and Indians.

² Includes all persons of negro descent.

STATISTICS OF POPULATION.

TABLE 2.—AGES OF THE AGGREGATE POPULATION, CLASSIFIED BY SEX.

INDIANA.

| AGES. | AGGREGATE. | | NATIVE BORN. | | FOREIGN BORN. | | NATIVE WHITE— NATIVE PARENTS. | | NATIVE WHITE— FOREIGN PARENTS. | | FOREIGN WHITE. | | TOTAL COLORED. ¹ | | NEGRO. ² | |
|---------------------|------------|---------------|--------------|---------------|---------------|---------------|----------------------------------|---------------|-----------------------------------|---------------|-------------------|---------------|--------------------------------|---------------|---------------------|---------------|
| | Males. | Fe- males. | Males. | Fe- males. | Males. | Fe- males. | Males. | Fe- males. | Males. | Fe- males. | Males. | Fe- males. | Males. | Fe- males. | Males. | Fe- males. |
| All ages | 1,285,404 | 1,231,058 | 1,206,681 | 1,167,660 | 78,723 | 63,398 | 993,356 | 958,838 | 183,535 | 180,912 | 78,487 | 63,874 | 30,026 | 27,934 | 29,701 | 27,804 |
| Under 1 month..... | 2,415 | 2,244 | 2,413 | 2,244 | 2 | | 2,105 | 1,987 | 261 | 207 | 2 | | 47 | 50 | 46 | 50 |
| 1 to 2 months..... | 4,982 | 4,832 | 4,980 | 4,831 | 2 | 1 | 4,432 | 4,266 | 463 | 474 | 2 | 1 | 85 | 91 | 85 | 91 |
| 3 to 5 months..... | 7,386 | 7,117 | 7,383 | 7,116 | 3 | 3 | 6,515 | 6,291 | 708 | 708 | 3 | 1 | 117 | 122 | 115 | 122 |
| 6 to 8 months..... | 7,481 | 7,028 | 7,479 | 7,026 | 2 | 2 | 6,615 | 6,189 | 756 | 719 | 2 | 2 | 108 | 118 | 108 | 116 |
| 9 to 11 months..... | 7,462 | 7,046 | 7,457 | 7,045 | 5 | 1 | 6,647 | 6,207 | 686 | 716 | 5 | 1 | 124 | 122 | 124 | 120 |
| Under 1 year.. | 29,726 | 28,267 | 29,712 | 28,262 | 14 | 5 | 26,314 | 24,940 | 2,917 | 2,819 | 14 | 5 | 481 | 508 | 478 | 499 |
| 1 year..... | 26,925 | 26,243 | 26,906 | 26,226 | 19 | 17 | 23,637 | 22,959 | 2,772 | 2,764 | 19 | 17 | 497 | 513 | 493 | 510 |
| 2 years..... | 27,151 | 26,483 | 27,128 | 26,450 | 23 | 33 | 23,743 | 23,145 | 2,887 | 2,795 | 23 | 33 | 498 | 510 | 494 | 503 |
| 3 years..... | 27,751 | 27,116 | 27,713 | 27,067 | 38 | 49 | 24,104 | 23,541 | 3,057 | 3,023 | 38 | 49 | 552 | 503 | 549 | 502 |
| 4 years..... | 27,979 | 27,158 | 27,926 | 27,104 | 53 | 64 | 24,290 | 23,466 | 3,143 | 3,100 | 53 | 64 | 498 | 508 | 490 | 506 |
| 1 to 4 years... | 109,806 | 107,000 | 109,678 | 106,847 | 133 | 153 | 95,774 | 93,111 | 11,859 | 11,672 | 133 | 153 | 2,040 | 2,064 | 2,026 | 2,061 |
| 5 years..... | 27,314 | 26,680 | 27,246 | 26,554 | 68 | 76 | 23,473 | 22,901 | 3,238 | 3,128 | 68 | 76 | 535 | 525 | 532 | 522 |
| 6 years..... | 28,172 | 27,496 | 28,097 | 27,427 | 75 | 69 | 24,211 | 23,413 | 3,344 | 3,437 | 75 | 69 | 542 | 577 | 538 | 571 |
| 7 years..... | 27,950 | 26,783 | 27,838 | 26,683 | 112 | 100 | 23,912 | 22,798 | 3,422 | 3,819 | 112 | 100 | 504 | 566 | 501 | 562 |
| 8 years..... | 28,450 | 27,976 | 28,363 | 27,218 | 147 | 158 | 24,419 | 23,187 | 3,342 | 3,436 | 147 | 157 | 542 | 596 | 541 | 594 |
| 9 years..... | 27,231 | 26,046 | 27,044 | 25,838 | 187 | 163 | 23,031 | 21,994 | 3,446 | 3,826 | 187 | 163 | 567 | 563 | 563 | 555 |
| 5 to 9 years... | 139,117 | 134,331 | 138,528 | 133,765 | 589 | 566 | 119,046 | 114,293 | 16,792 | 16,646 | 589 | 565 | 2,690 | 2,827 | 2,675 | 2,804 |
| 10 years..... | 28,317 | 27,777 | 28,109 | 27,585 | 208 | 242 | 23,931 | 23,382 | 3,626 | 3,606 | 208 | 242 | 553 | 547 | 551 | 544 |
| 11 years..... | 26,041 | 25,626 | 25,810 | 25,385 | 231 | 241 | 21,753 | 21,410 | 3,498 | 3,397 | 231 | 240 | 559 | 579 | 555 | 578 |
| 12 years..... | 26,261 | 26,089 | 25,995 | 25,833 | 266 | 256 | 22,037 | 21,712 | 3,393 | 3,543 | 266 | 256 | 565 | 578 | 559 | 575 |
| 13 years..... | 26,141 | 25,987 | 25,826 | 25,667 | 315 | 320 | 21,761 | 21,611 | 3,511 | 3,466 | 314 | 320 | 555 | 590 | 553 | 586 |
| 14 years..... | 26,880 | 25,703 | 26,517 | 25,414 | 363 | 289 | 22,124 | 21,172 | 3,795 | 3,655 | 363 | 289 | 598 | 587 | 596 | 585 |
| 10 to 14 years.. | 133,640 | 131,182 | 132,267 | 129,834 | 1,333 | 1,348 | 111,606 | 109,287 | 17,822 | 17,667 | 1,332 | 1,347 | 2,330 | 2,381 | 2,314 | 2,363 |
| 15 years..... | 26,345 | 25,800 | 25,962 | 25,478 | 333 | 322 | 21,556 | 21,200 | 3,846 | 3,695 | 333 | 322 | 560 | 583 | 558 | 581 |
| 16 years..... | 27,408 | 26,649 | 26,989 | 26,243 | 419 | 401 | 22,262 | 21,717 | 4,146 | 3,912 | 419 | 401 | 581 | 619 | 579 | 614 |
| 17 years..... | 26,096 | 25,833 | 25,615 | 25,403 | 481 | 430 | 21,157 | 21,012 | 3,870 | 3,841 | 480 | 430 | 569 | 550 | 587 | 545 |
| 18 years..... | 25,221 | 25,235 | 24,603 | 24,692 | 618 | 543 | 20,200 | 20,230 | 3,806 | 3,800 | 617 | 541 | 598 | 664 | 590 | 660 |
| 19 years..... | 24,101 | 24,722 | 23,415 | 24,122 | 686 | 580 | 19,245 | 19,865 | 3,594 | 3,667 | 684 | 580 | 578 | 610 | 576 | 609 |
| 15 to 19 years.. | 129,171 | 128,239 | 126,584 | 125,963 | 2,587 | 2,276 | 104,420 | 104,024 | 19,262 | 18,915 | 2,583 | 2,274 | 2,906 | 3,026 | 2,890 | 3,009 |
| 20 years..... | 23,738 | 24,467 | 23,033 | 23,728 | 700 | 739 | 18,750 | 19,107 | 3,655 | 3,924 | 699 | 739 | 634 | 697 | 632 | 697 |
| 21 years..... | 23,923 | 22,594 | 23,127 | 22,196 | 786 | 698 | 18,593 | 17,808 | 3,797 | 3,773 | 793 | 698 | 640 | 615 | 636 | 613 |
| 22 years..... | 22,747 | 23,302 | 21,947 | 22,512 | 800 | 790 | 17,362 | 17,820 | 3,846 | 4,023 | 795 | 739 | 744 | 670 | 733 | 668 |
| 23 years..... | 22,248 | 22,523 | 21,361 | 21,673 | 837 | 845 | 16,343 | 17,047 | 3,859 | 4,017 | 836 | 844 | 660 | 615 | 635 | 612 |
| 24 years..... | 23,020 | 22,773 | 22,039 | 22,014 | 931 | 759 | 17,272 | 17,105 | 4,126 | 4,243 | 928 | 759 | 694 | 666 | 691 | 664 |
| 20 to 24 years.. | 115,676 | 115,959 | 111,562 | 112,123 | 4,114 | 3,831 | 88,920 | 88,837 | 19,233 | 19,980 | 4,101 | 3,829 | 3,372 | 3,263 | 3,352 | 3,254 |
| 25 years..... | 21,982 | 22,172 | 20,975 | 21,324 | 1,007 | 848 | 16,409 | 16,409 | 3,892 | 4,265 | 1,004 | 847 | 677 | 651 | 670 | 649 |
| 26 years..... | 21,245 | 20,916 | 20,268 | 20,104 | 977 | 812 | 15,669 | 15,487 | 3,962 | 4,027 | 973 | 811 | 641 | 591 | 635 | 590 |
| 27 years..... | 21,659 | 20,983 | 20,468 | 20,104 | 1,101 | 879 | 15,313 | 15,496 | 4,063 | 4,034 | 1,095 | 878 | 598 | 575 | 592 | 574 |
| 28 years..... | 21,655 | 20,633 | 20,384 | 19,743 | 1,271 | 890 | 15,776 | 15,052 | 3,952 | 4,114 | 1,254 | 890 | 673 | 577 | 658 | 574 |
| 29 years..... | 19,854 | 18,497 | 18,667 | 17,656 | 1,187 | 841 | 14,350 | 13,450 | 3,736 | 3,680 | 1,180 | 841 | 583 | 516 | 583 | 516 |
| 25 to 29 years.. | 106,305 | 103,201 | 100,762 | 98,931 | 5,543 | 4,270 | 78,017 | 75,894 | 19,605 | 20,130 | 5,506 | 4,267 | 3,177 | 2,910 | 3,138 | 2,902 |
| 30 years..... | 22,707 | 21,353 | 21,197 | 20,265 | 1,510 | 1,088 | 16,231 | 15,405 | 4,246 | 4,231 | 1,493 | 1,037 | 732 | 630 | 722 | 625 |
| 31 years..... | 17,658 | 17,163 | 16,609 | 16,324 | 1,049 | 839 | 12,858 | 12,574 | 3,333 | 3,423 | 1,046 | 839 | 421 | 327 | 417 | 326 |
| 32 years..... | 19,620 | 18,797 | 18,241 | 17,779 | 1,379 | 1,118 | 14,034 | 13,613 | 3,756 | 3,754 | 1,367 | 1,018 | 463 | 412 | 450 | 412 |
| 33 years..... | 18,343 | 17,782 | 17,435 | 16,772 | 1,408 | 1,010 | 13,433 | 12,815 | 3,545 | 3,576 | 1,399 | 1,010 | 416 | 331 | 405 | 330 |
| 34 years..... | 17,380 | 16,355 | 16,003 | 15,382 | 1,377 | 973 | 12,211 | 11,495 | 3,342 | 3,475 | 1,366 | 972 | 461 | 413 | 452 | 412 |
| 30 to 34 years.. | 96,208 | 91,450 | 89,485 | 86,522 | 6,723 | 4,928 | 68,817 | 65,902 | 18,222 | 18,459 | 6,676 | 4,926 | 2,493 | 2,163 | 2,446 | 2,155 |
| 35 years..... | 17,401 | 16,176 | 15,768 | 15,050 | 1,633 | 1,126 | 11,847 | 11,171 | 3,435 | 3,418 | 1,619 | 1,126 | 500 | 461 | 496 | 458 |
| 36 years..... | 16,139 | 15,573 | 14,655 | 14,418 | 1,484 | 1,155 | 11,033 | 10,860 | 3,167 | 3,211 | 1,479 | 1,152 | 410 | 350 | 404 | 349 |
| 37 years..... | 16,407 | 15,543 | 15,066 | 14,542 | 1,341 | 1,001 | 11,379 | 11,023 | 3,305 | 3,175 | 1,334 | 1,001 | 389 | 339 | 373 | 333 |
| 38 years..... | 13,576 | 17,234 | 17,043 | 16,254 | 1,533 | 1,030 | 12,987 | 12,314 | 3,546 | 3,545 | 1,521 | 1,023 | 522 | 397 | 509 | 397 |
| 39 years..... | 17,642 | 16,596 | 16,230 | 15,621 | 1,412 | 975 | 12,485 | 11,934 | 3,330 | 3,231 | 1,405 | 975 | 422 | 456 | 412 | 458 |
| 35 to 39 years.. | 86,165 | 81,172 | 78,762 | 75,885 | 7,403 | 5,237 | 59,731 | 57,307 | 16,733 | 16,580 | 7,358 | 5,232 | 2,243 | 2,003 | 2,139 | 1,935 |
| 40 years..... | 18,191 | 16,714 | 16,533 | 15,516 | 1,658 | 1,198 | 12,423 | 11,675 | 3,504 | 3,354 | 1,645 | 1,198 | 614 | 437 | 597 | 436 |
| 41 years..... | 14,645 | 13,459 | 13,491 | 12,590 | 1,154 | 869 | 10,336 | 9,671 | 2,862 | 2,684 | 1,143 | 867 | 299 | 237 | 290 | 235 |
| 42 years..... | 16,170 | 14,830 | 14,855 | 13,926 | 1,315 | 964 | 11,532 | 10,813 | 2,970 | 2,813 | 1,306 | 964 | 362 | 300 | 354 | 293 |
| 43 years..... | 14,139 | 13,231 | 12,917 | 12,412 | 1,272 | 869 | 10,073 | 9,598 | 2,543 | 2,556 | 1,260 | 868 | 303 | 259 | 293 | 257 |
| 44 years..... | 13,744 | 12,692 | 12,503 | 11,733 | 1,236 | 954 | 9,849 | 9,177 | 2,355 | 2,233 | 1,234 | 954 | 326 | 273 | 322 | 271 |
| 40 to 44 years.. | 76,939 | 71,036 | 70,304 | 66,182 | 6,635 | 4,854 | 54,223 | 50,934 | 14,219 | 13,695 | 6,593 | 4,851 | 1,904 | 1,556 | 1,856 | 1,547 |
| 45 years..... | 14,493 | 12,961 | 13,121 | 11,965 | 1,377 | 996 | 10,343 | 9,411 | 2,333 | 2,204 | 1,373 | 996 | 394 | 350 | 338 | 349 |
| 46 years..... | 12,610 | 11,659 | 11,399 | 10,692 | 1,211 | 967 | 9,100 | 8,560 | 2,031 | 1,908 | 1,202 | 967 | 277 | 224 | 269 | 224 |
| 47 years..... | 12,211 | 11,456 | 11,034 | 10,516 | 1,177 | 940 | 8,372 | 8,564 | 1,913 | 1,733 | 1,174 | 940 | 262 | 219 | 250 | 213 |
| 48 years..... | 12,023 | 11,663 | 10,717 | 10,491 | 1,311 | 1,172 | 8,7 | | | | | | | | | |

GENERAL NATIVITY, AND COLOR, BY STATES AND TERRITORIES: 1900—Continued.

INDIANA.

| AGES. | AGGREGATE. | | NATIVE BORN. | | FOREIGN BORN. | | NATIVE WHITE— NATIVE PARENTS. | | NATIVE WHITE— FOREIGN PARENTS. | | FOREIGN WHITE. | | TOTAL COLORED. ¹ | | NEGRO. ² | |
|---------------------|------------|---------------|--------------|---------------|---------------|---------------|----------------------------------|---------------|-----------------------------------|---------------|-------------------|---------------|--------------------------------|---------------|---------------------|---------------|
| | Males. | Fe- males. | Males. | Fe- males. | Males. | Fe- males. | Males. | Fe- males. | Males. | Fe- males. | Males. | Fe- males. | Males. | Fe- males. | Males. | Fe- males. |
| 50 years..... | 13,664 | 12,026 | 11,749 | 10,565 | 1,915 | 1,461 | 9,610 | 8,670 | 1,685 | 1,491 | 1,912 | 1,461 | 457 | 404 | 454 | 403 |
| 51 years..... | 10,743 | 9,402 | 9,287 | 8,260 | 1,456 | 1,142 | 7,805 | 6,969 | 1,280 | 1,126 | 1,453 | 1,142 | 205 | 165 | 201 | 165 |
| 52 years..... | 11,591 | 9,835 | 9,946 | 8,600 | 1,645 | 1,235 | 8,319 | 7,260 | 1,367 | 1,124 | 1,641 | 1,235 | 264 | 216 | 260 | 213 |
| 53 years..... | 10,533 | 9,092 | 8,972 | 7,893 | 1,566 | 1,199 | 7,587 | 6,780 | 1,144 | 956 | 1,564 | 1,199 | 243 | 157 | 242 | 157 |
| 54 years..... | 10,136 | 8,931 | 8,587 | 7,681 | 1,549 | 1,250 | 7,232 | 6,581 | 1,096 | 936 | 1,546 | 1,250 | 262 | 164 | 259 | 163 |
| 50 to 54 years.. | 56,672 | 49,286 | 48,541 | 42,999 | 8,131 | 6,287 | 40,553 | 36,260 | 6,572 | 5,633 | 8,116 | 6,287 | 1,431 | 1,106 | 1,416 | 1,101 |
| 55 years..... | 10,316 | 9,498 | 8,642 | 8,089 | 1,674 | 1,409 | 7,313 | 6,916 | 1,051 | 991 | 1,672 | 1,409 | 280 | 182 | 278 | 180 |
| 56 years..... | 9,615 | 8,699 | 8,053 | 7,494 | 1,562 | 1,205 | 6,901 | 6,491 | 923 | 858 | 1,562 | 1,205 | 229 | 145 | 229 | 143 |
| 57 years..... | 8,527 | 7,746 | 7,159 | 6,613 | 1,363 | 1,133 | 6,127 | 5,767 | 865 | 738 | 1,368 | 1,133 | 167 | 108 | 166 | 108 |
| 58 years..... | 8,023 | 7,525 | 6,621 | 6,404 | 1,402 | 1,121 | 5,756 | 5,569 | 701 | 714 | 1,402 | 1,121 | 164 | 121 | 164 | 120 |
| 59 years..... | 7,929 | 7,282 | 6,628 | 6,158 | 1,301 | 1,129 | 5,758 | 5,383 | 706 | 664 | 1,300 | 1,128 | 165 | 107 | 165 | 107 |
| 55 to 59 years.. | 44,410 | 40,750 | 37,103 | 34,753 | 7,307 | 5,997 | 31,855 | 30,126 | 4,246 | 3,965 | 7,304 | 5,996 | 1,005 | 663 | 1,002 | 658 |
| 60 years..... | 8,284 | 7,890 | 6,633 | 6,396 | 1,651 | 1,494 | 5,704 | 5,529 | 654 | 650 | 1,651 | 1,494 | 275 | 217 | 274 | 216 |
| 61 years..... | 6,289 | 5,537 | 5,110 | 4,840 | 1,179 | 897 | 4,538 | 4,125 | 479 | 448 | 1,179 | 896 | 93 | 68 | 93 | 68 |
| 62 years..... | 6,725 | 6,398 | 5,448 | 5,260 | 1,277 | 1,138 | 4,838 | 4,675 | 517 | 501 | 1,276 | 1,138 | 94 | 84 | 93 | 83 |
| 63 years..... | 6,844 | 6,229 | 5,492 | 5,109 | 1,352 | 1,120 | 4,896 | 4,589 | 488 | 444 | 1,352 | 1,119 | 108 | 77 | 107 | 77 |
| 64 years..... | 6,064 | 5,692 | 4,828 | 4,615 | 1,236 | 1,077 | 4,237 | 4,105 | 461 | 432 | 1,236 | 1,077 | 110 | 78 | 110 | 77 |
| 60 to 64 years.. | 34,206 | 31,746 | 27,511 | 26,020 | 6,695 | 5,726 | 24,233 | 23,023 | 2,599 | 2,475 | 6,694 | 5,724 | 680 | 524 | 677 | 521 |
| 65 years..... | 6,109 | 5,833 | 4,683 | 4,479 | 1,426 | 1,354 | 4,124 | 4,015 | 404 | 332 | 1,426 | 1,354 | 155 | 132 | 154 | 132 |
| 66 years..... | 5,714 | 5,483 | 4,433 | 4,316 | 1,281 | 1,167 | 3,980 | 3,911 | 372 | 334 | 1,281 | 1,167 | 81 | 71 | 81 | 70 |
| 67 years..... | 5,446 | 4,926 | 4,240 | 4,240 | 1,261 | 1,055 | 3,817 | 3,537 | 340 | 256 | 1,205 | 1,055 | 84 | 78 | 84 | 78 |
| 68 years..... | 4,709 | 4,493 | 3,656 | 3,581 | 1,053 | 912 | 3,319 | 3,276 | 255 | 252 | 1,053 | 912 | 82 | 53 | 82 | 53 |
| 69 years..... | 4,318 | 4,069 | 3,239 | 3,196 | 1,079 | 873 | 2,946 | 2,946 | 223 | 207 | 1,079 | 873 | 70 | 43 | 70 | 43 |
| 65 to 69 years.. | 26,296 | 24,804 | 20,251 | 19,443 | 6,045 | 5,361 | 18,186 | 17,685 | 1,594 | 1,381 | 6,044 | 5,361 | 472 | 377 | 471 | 376 |
| 70 years..... | 4,451 | 4,095 | 3,309 | 3,089 | 1,142 | 1,006 | 3,015 | 2,775 | 205 | 205 | 1,142 | 1,006 | 89 | 109 | 87 | 109 |
| 71 years..... | 3,416 | 2,988 | 2,584 | 2,365 | 832 | 623 | 2,376 | 2,184 | 172 | 161 | 832 | 623 | 36 | 20 | 36 | 20 |
| 72 years..... | 3,614 | 3,455 | 2,702 | 2,730 | 912 | 725 | 2,469 | 2,491 | 193 | 191 | 912 | 725 | 40 | 48 | 40 | 48 |
| 73 years..... | 3,327 | 2,923 | 2,471 | 2,258 | 856 | 665 | 2,253 | 2,079 | 177 | 155 | 856 | 665 | 41 | 24 | 41 | 24 |
| 74 years..... | 2,831 | 2,659 | 2,075 | 2,083 | 756 | 576 | 1,895 | 1,912 | 141 | 138 | 756 | 576 | 39 | 34 | 39 | 34 |
| 70 to 74 years.. | 17,639 | 16,120 | 13,141 | 12,525 | 4,498 | 3,595 | 12,008 | 11,441 | 888 | 850 | 4,498 | 3,594 | 245 | 235 | 243 | 235 |
| 75 years..... | 2,773 | 2,627 | 2,056 | 1,992 | 717 | 635 | 1,839 | 1,794 | 157 | 135 | 717 | 635 | 60 | 63 | 60 | 63 |
| 76 years..... | 2,249 | 2,132 | 1,674 | 1,685 | 575 | 447 | 1,519 | 1,517 | 131 | 132 | 575 | 447 | 24 | 36 | 24 | 36 |
| 77 years..... | 1,940 | 1,838 | 1,454 | 1,452 | 486 | 386 | 1,315 | 1,330 | 113 | 112 | 486 | 386 | 26 | 10 | 26 | 10 |
| 78 years..... | 1,719 | 1,555 | 1,293 | 1,209 | 426 | 346 | 1,165 | 1,090 | 102 | 93 | 426 | 346 | 26 | 26 | 26 | 26 |
| 79 years..... | 1,556 | 1,422 | 1,175 | 1,086 | 381 | 336 | 1,051 | 977 | 103 | 85 | 380 | 336 | 22 | 24 | 22 | 24 |
| 75 to 79 years.. | 10,237 | 9,574 | 7,652 | 7,424 | 2,585 | 2,150 | 6,889 | 6,708 | 606 | 557 | 2,584 | 2,150 | 158 | 159 | 158 | 159 |
| 80 years..... | 1,421 | 1,375 | 1,050 | 1,056 | 371 | 319 | 915 | 923 | 106 | 87 | 371 | 319 | 29 | 46 | 29 | 46 |
| 81 years..... | 1,046 | 943 | 782 | 753 | 264 | 190 | 701 | 676 | 73 | 65 | 264 | 190 | 8 | 12 | 8 | 12 |
| 82 years..... | 838 | 810 | 654 | 664 | 184 | 146 | 595 | 612 | 49 | 38 | 184 | 146 | 10 | 14 | 10 | 14 |
| 83 years..... | 693 | 748 | 533 | 609 | 160 | 139 | 476 | 550 | 48 | 49 | 160 | 139 | 9 | 10 | 9 | 10 |
| 84 years..... | 608 | 609 | 464 | 498 | 144 | 111 | 407 | 442 | 48 | 49 | 144 | 111 | 9 | 7 | 8 | 7 |
| 80 to 84 years.. | 4,606 | 4,485 | 3,483 | 3,580 | 1,123 | 905 | 3,094 | 3,203 | 324 | 288 | 1,123 | 905 | 65 | 89 | 64 | 89 |
| 85 years..... | 517 | 489 | 418 | 357 | 99 | 132 | 366 | 323 | 39 | 27 | 99 | 132 | 13 | 7 | 13 | 7 |
| 86 years..... | 359 | 363 | 279 | 296 | 80 | 67 | 241 | 261 | 31 | 27 | 80 | 67 | 7 | 8 | 7 | 8 |
| 87 years..... | 310 | 310 | 247 | 257 | 63 | 53 | 210 | 219 | 30 | 33 | 63 | 53 | 7 | 5 | 7 | 5 |
| 88 years..... | 234 | 243 | 172 | 201 | 62 | 47 | 148 | 176 | 16 | 18 | 62 | 47 | 8 | 7 | 8 | 7 |
| 89 years..... | 173 | 174 | 142 | 152 | 31 | 22 | 122 | 134 | 17 | 15 | 31 | 22 | 3 | 3 | 3 | 3 |
| 85 to 89 years.. | 1,593 | 1,584 | 1,258 | 1,263 | 385 | 321 | 1,087 | 1,113 | 133 | 120 | 385 | 321 | 38 | 30 | 38 | 30 |
| 90 years..... | 154 | 152 | 124 | 116 | 30 | 36 | 107 | 88 | 12 | 16 | 30 | 36 | 5 | 12 | 5 | 12 |
| 91 years..... | 57 | 94 | 40 | 82 | 17 | 12 | 35 | 76 | 3 | 5 | 17 | 12 | 2 | 1 | 2 | 1 |
| 92 years..... | 55 | 85 | 41 | 63 | 14 | 22 | 38 | 51 | 3 | 8 | 14 | 22 | 4 | 4 | 4 | 4 |
| 93 years..... | 31 | 41 | 25 | 31 | 6 | 10 | 21 | 25 | 4 | 5 | 6 | 10 | 1 | 1 | 1 | 1 |
| 94 years..... | 23 | 36 | 18 | 30 | 5 | 6 | 15 | 25 | 3 | 3 | 5 | 6 | 2 | 2 | 2 | 2 |
| 90 to 94 years.. | 320 | 408 | 248 | 322 | 72 | 86 | 216 | 265 | 25 | 37 | 72 | 86 | 7 | 20 | 7 | 20 |
| 95 years..... | 20 | 25 | 13 | 15 | 7 | 10 | 8 | 11 | 3 | 1 | 7 | 10 | 2 | 3 | 2 | 3 |
| 96 years..... | 9 | 19 | 7 | 15 | 2 | 4 | 4 | 12 | 1 | 2 | 2 | 4 | 2 | 1 | 2 | 1 |
| 97 years..... | 7 | 14 | 4 | 10 | 3 | 4 | 3 | 9 | 1 | 1 | 3 | 4 | 1 | 1 | 1 | 1 |
| 98 years..... | 8 | 16 | 6 | 11 | 2 | 5 | 4 | 8 | 1 | 1 | 2 | 5 | 1 | 3 | 1 | 3 |
| 99 years..... | 6 | 12 | 2 | 7 | 4 | 5 | 1 | 4 | 1 | 2 | 4 | 5 | 1 | 1 | 1 | 1 |
| 95 to 99 years.. | 50 | 86 | 32 | 58 | 18 | 28 | 20 | 44 | 7 | 5 | 18 | 28 | 5 | 9 | 5 | 9 |
| 100 years and over. | 25 | 34 | 12 | 25 | 13 | 9 | 3 | 9 | 4 | 1 | 13 | 9 | 5 | 15 | 5 | 15 |
| Age unknown.... | 3,506 | 1,792 | 3,236 | 1,630 | 270 | 162 | 2,770 | 1,321 | 177 | 104 | 267 | 162 | 292 | 205 | 288 | 204 |

¹ Persons of negro descent, Chinese, Japanese, and Indians.

² Includes all persons of negro descent.

STATISTICS OF POPULATION.

TABLE 2.—AGES OF THE AGGREGATE POPULATION, CLASSIFIED BY SEX, INDIAN TERRITORY.

| AGES. | AGGREGATE. | | NATIVE BORN. | | FOREIGN BORN. | | NATIVE WHITE— NATIVE PARENTS. | | NATIVE WHITE— FOREIGN PARENTS. | | FOREIGN WHITE. | | TOTAL COLORED. ¹ | | NEGRO. ² | |
|----------------|------------|---------------|--------------|---------------|---------------|---------------|----------------------------------|---------------|-----------------------------------|---------------|-------------------|---------------|--------------------------------|---------------|---------------------|---------------|
| | Males. | Fe- males. | Males. | Fe- males. | Males. | Fe- males. | Males. | Fe- males. | Males. | Fe- males. | Males. | Fe- males. | Males. | Fe- males. | Males. | Fe- males. |
| All ages | 208,952 | 188,108 | 205,647 | 181,555 | 3,305 | 1,553 | 154,706 | 132,941 | 5,730 | 4,517 | 3,247 | 1,539 | 46,269 | 44,111 | 19,147 | 17,706 |
| Under 1 month | 416 | 448 | 416 | 448 | | | 319 | 317 | 11 | 14 | | | 86 | 117 | 29 | 39 |
| 1 to 2 months | 1,146 | 1,150 | 1,146 | 1,150 | | | 815 | 845 | 26 | 26 | | | 305 | 279 | 103 | 105 |
| 3 to 5 months | 1,873 | 1,772 | 1,873 | 1,772 | | | 1,377 | 1,255 | 36 | 35 | | | 460 | 482 | 158 | 178 |
| 6 to 8 months | 1,567 | 1,585 | 1,565 | 1,585 | 2 | | 1,139 | 1,103 | 28 | 41 | 1 | | 399 | 391 | 142 | 127 |
| 9 to 11 months | 1,453 | 1,423 | 1,453 | 1,423 | | | 1,084 | 1,017 | 29 | 34 | | | 340 | 372 | 121 | 126 |
| Under 1 year | 6,456 | 6,328 | 6,453 | 6,328 | 2 | | 4,734 | 4,537 | 130 | 150 | 1 | | 1,590 | 1,641 | 553 | 574 |
| 1 year | 5,668 | 5,625 | 5,667 | 5,625 | 1 | | 4,184 | 4,167 | 118 | 141 | 1 | | 1,365 | 1,317 | 506 | 514 |
| 2 years | 6,050 | 6,034 | 6,046 | 6,031 | 4 | 3 | 4,510 | 4,380 | 129 | 145 | 4 | 3 | 1,407 | 1,506 | 530 | 570 |
| 3 years | 5,934 | 5,738 | 5,932 | 5,756 | 2 | 2 | 4,433 | 4,241 | 132 | 133 | 2 | 2 | 1,367 | 1,382 | 506 | 548 |
| 4 years | 6,149 | 5,984 | 6,144 | 5,979 | 5 | 5 | 4,602 | 4,358 | 160 | 139 | 5 | 5 | 1,382 | 1,482 | 514 | 551 |
| 1 to 4 years | 23,801 | 23,401 | 23,789 | 23,391 | 12 | 10 | 17,729 | 17,146 | 539 | 558 | 12 | 10 | 5,621 | 5,687 | 2,056 | 2,183 |
| 5 years | 6,137 | 5,780 | 6,132 | 5,775 | 5 | 5 | 4,690 | 4,272 | 119 | 127 | 5 | 5 | 1,323 | 1,376 | 507 | 514 |
| 6 years | 6,118 | 6,059 | 6,112 | 6,055 | 6 | 4 | 4,564 | 4,474 | 142 | 123 | 6 | 4 | 1,406 | 1,458 | 516 | 537 |
| 7 years | 5,749 | 5,713 | 5,736 | 5,707 | 13 | 6 | 4,274 | 4,190 | 141 | 142 | 13 | 6 | 1,321 | 1,375 | 522 | 552 |
| 8 years | 5,961 | 5,743 | 5,955 | 5,732 | 6 | 11 | 4,409 | 4,172 | 132 | 143 | 6 | 11 | 1,414 | 1,417 | 510 | 524 |
| 9 years | 5,413 | 5,078 | 5,405 | 5,068 | 8 | 10 | 4,054 | 3,668 | 136 | 131 | 8 | 10 | 1,215 | 1,269 | 484 | 517 |
| 5 to 9 years | 29,378 | 28,373 | 29,340 | 28,337 | 38 | 36 | 21,991 | 20,776 | 670 | 671 | 38 | 36 | 6,679 | 6,890 | 2,539 | 2,694 |
| 10 years | 5,621 | 5,413 | 5,608 | 5,405 | 13 | 8 | 4,139 | 3,880 | 130 | 125 | 13 | 8 | 1,339 | 1,400 | 494 | 493 |
| 11 years | 5,107 | 4,921 | 5,095 | 4,910 | 12 | 11 | 3,835 | 3,661 | 121 | 122 | 12 | 11 | 1,139 | 1,127 | 475 | 420 |
| 12 years | 5,378 | 4,959 | 5,363 | 4,942 | 15 | 17 | 3,964 | 3,610 | 114 | 113 | 15 | 17 | 1,285 | 1,219 | 500 | 460 |
| 13 years | 4,675 | 4,441 | 4,653 | 4,423 | 22 | 18 | 3,395 | 3,220 | 110 | 109 | 22 | 18 | 1,148 | 1,094 | 492 | 419 |
| 14 years | 4,914 | 4,477 | 4,886 | 4,464 | 28 | 13 | 3,708 | 3,240 | 110 | 100 | 28 | 12 | 1,068 | 1,125 | 442 | 466 |
| 10 to 14 years | 25,695 | 24,211 | 25,605 | 24,144 | 90 | 67 | 19,041 | 17,611 | 585 | 569 | 90 | 66 | 5,979 | 5,965 | 2,403 | 2,253 |
| 15 years | 4,508 | 4,247 | 4,487 | 4,229 | 21 | 18 | 3,306 | 3,047 | 118 | 100 | 21 | 18 | 1,063 | 1,082 | 405 | 447 |
| 16 years | 4,602 | 4,305 | 4,579 | 4,289 | 23 | 16 | 3,435 | 3,165 | 115 | 110 | 23 | 16 | 1,029 | 1,014 | 420 | 428 |
| 17 years | 4,299 | 4,084 | 4,276 | 4,058 | 23 | 26 | 3,233 | 2,987 | 116 | 103 | 23 | 26 | 927 | 968 | 391 | 400 |
| 18 years | 4,519 | 4,362 | 4,492 | 4,335 | 27 | 27 | 3,339 | 3,166 | 95 | 91 | 27 | 27 | 1,058 | 1,058 | 428 | 439 |
| 19 years | 4,140 | 4,077 | 4,114 | 4,051 | 26 | 26 | 3,067 | 2,989 | 103 | 111 | 26 | 26 | 944 | 971 | 416 | 397 |
| 15 to 19 years | 22,068 | 21,075 | 21,948 | 20,962 | 120 | 113 | 16,380 | 15,354 | 547 | 515 | 120 | 113 | 5,021 | 5,093 | 2,060 | 2,111 |
| 20 years | 4,194 | 4,131 | 4,151 | 4,093 | 43 | 33 | 3,095 | 2,913 | 73 | 90 | 43 | 33 | 983 | 1,095 | 390 | 427 |
| 21 years | 3,949 | 3,312 | 3,904 | 3,283 | 45 | 24 | 2,895 | 2,455 | 94 | 69 | 44 | 24 | 916 | 764 | 422 | 335 |
| 22 years | 4,093 | 3,837 | 4,046 | 3,806 | 47 | 31 | 2,995 | 2,823 | 121 | 89 | 47 | 31 | 980 | 894 | 434 | 403 |
| 23 years | 3,857 | 3,519 | 3,808 | 3,484 | 49 | 35 | 2,891 | 2,547 | 93 | 97 | 49 | 35 | 824 | 840 | 379 | 333 |
| 24 years | 3,922 | 3,367 | 3,866 | 3,320 | 56 | 47 | 2,913 | 2,464 | 114 | 80 | 56 | 47 | 839 | 776 | 412 | 357 |
| 20 to 24 years | 20,015 | 18,166 | 19,775 | 17,996 | 240 | 170 | 14,789 | 13,202 | 495 | 425 | 239 | 170 | 4,492 | 4,869 | 2,037 | 1,910 |
| 25 years | 4,000 | 3,557 | 3,947 | 3,529 | 53 | 28 | 2,965 | 2,533 | 101 | 107 | 53 | 26 | 881 | 891 | 401 | 383 |
| 26 years | 3,557 | 3,082 | 3,502 | 3,047 | 55 | 35 | 2,666 | 2,286 | 101 | 95 | 53 | 35 | 787 | 666 | 364 | 308 |
| 27 years | 3,506 | 2,934 | 3,442 | 2,897 | 64 | 37 | 2,665 | 2,163 | 117 | 79 | 62 | 36 | 662 | 656 | 304 | 293 |
| 28 years | 3,516 | 2,861 | 3,450 | 2,826 | 66 | 35 | 2,610 | 2,119 | 91 | 83 | 62 | 35 | 753 | 624 | 368 | 272 |
| 29 years | 2,938 | 2,410 | 2,874 | 2,335 | 64 | 25 | 2,277 | 1,809 | 96 | 79 | 64 | 25 | 501 | 497 | 217 | 215 |
| 25 to 29 years | 17,517 | 14,844 | 17,215 | 14,684 | 302 | 160 | 13,183 | 10,910 | 506 | 443 | 294 | 157 | 3,534 | 3,334 | 1,654 | 1,471 |
| 30 years | 3,836 | 2,859 | 3,730 | 2,819 | 106 | 40 | 2,807 | 2,049 | 114 | 73 | 105 | 40 | 610 | 697 | 384 | 279 |
| 31 years | 2,294 | 1,866 | 2,223 | 1,837 | 66 | 29 | 1,807 | 1,482 | 68 | 56 | 66 | 27 | 353 | 301 | 177 | 131 |
| 32 years | 2,538 | 2,074 | 2,461 | 2,030 | 77 | 44 | 1,967 | 1,574 | 80 | 62 | 77 | 44 | 414 | 394 | 207 | 172 |
| 33 years | 2,846 | 1,958 | 2,469 | 1,926 | 77 | 32 | 1,972 | 1,491 | 92 | 63 | 76 | 32 | 406 | 372 | 211 | 178 |
| 34 years | 2,459 | 1,861 | 2,364 | 1,827 | 95 | 34 | 1,853 | 1,360 | 85 | 72 | 92 | 34 | 429 | 395 | 217 | 185 |
| 30 to 34 years | 13,673 | 10,618 | 13,252 | 10,439 | 421 | 179 | 10,406 | 7,956 | 439 | 326 | 416 | 177 | 2,412 | 2,159 | 1,196 | 945 |
| 35 years | 2,477 | 1,823 | 2,394 | 1,778 | 83 | 45 | 1,787 | 1,219 | 87 | 46 | 82 | 44 | 521 | 514 | 292 | 228 |
| 36 years | 2,053 | 1,488 | 1,969 | 1,450 | 84 | 38 | 1,519 | 1,079 | 90 | 48 | 83 | 38 | 361 | 323 | 192 | 142 |
| 37 years | 2,061 | 1,497 | 1,993 | 1,461 | 68 | 36 | 1,574 | 1,110 | 84 | 47 | 66 | 35 | 337 | 305 | 179 | 146 |
| 38 years | 2,666 | 1,881 | 2,576 | 1,843 | 90 | 38 | 2,060 | 1,458 | 91 | 53 | 88 | 38 | 427 | 332 | 221 | 142 |
| 39 years | 2,416 | 1,826 | 2,347 | 1,791 | 69 | 35 | 1,873 | 1,397 | 104 | 35 | 64 | 35 | 370 | 359 | 174 | 145 |
| 35 to 39 years | 11,673 | 8,515 | 11,279 | 8,323 | 394 | 192 | 8,813 | 6,263 | 456 | 229 | 383 | 190 | 2,016 | 1,833 | 1,058 | 803 |
| 40 years | 3,066 | 2,255 | 2,950 | 2,208 | 116 | 47 | 2,159 | 1,449 | 94 | 56 | 114 | 46 | 699 | 704 | 334 | 301 |
| 41 years | 1,786 | 1,222 | 1,728 | 1,195 | 58 | 27 | 1,423 | 959 | 58 | 47 | 57 | 27 | 248 | 189 | 103 | 62 |
| 42 years | 2,100 | 1,446 | 2,031 | 1,404 | 69 | 42 | 1,619 | 1,111 | 82 | 33 | 67 | 42 | 332 | 260 | 145 | 100 |
| 43 years | 1,841 | 1,281 | 1,783 | 1,251 | 58 | 30 | 1,425 | 959 | 68 | 34 | 58 | 30 | 290 | 258 | 125 | 92 |
| 44 years | 1,922 | 1,393 | 1,856 | 1,366 | 66 | 27 | 1,447 | 1,064 | 62 | 35 | 66 | 27 | 347 | 267 | 144 | 109 |
| 40 to 44 years | 10,715 | 7,697 | 10,348 | 7,424 | 367 | 173 | 8,073 | 5,542 | 364 | 205 | 362 | 172 | 1,916 | 1,678 | 851 | 664 |
| 45 years | 2,446 | 1,616 | 2,350 | 1,579 | 96 | 37 | 1,676 | 1,064 | 78 | 36 | 91 | 37 | 601 | 479 | 300 | 213 |
| 46 years | 1,716 | 1,168 | 1,647 | 1,152 | 69 | 16 | 1,242 | 832 | 79 | 30 | 66 | 16 | 329 | 240 | 155 | 95 |
| 47 years | 1,645 | 1,114 | 1,536 | 1,087 | 59 | 27 | 1,229 | 860 | 72 | 33 | 57 | 27 | 287 | 194 | 135 | 87 |
| 48 years | 1,669 | 1,116 | 1,595 | 1,085 | 74 | 31 | 1,221 | 794 | 59 | 24 | 74 | 31 | 315 | 267 | 143 | 104 |
| 49 years | 1,576 | 1,073 | 1,520 | 1,046 | 56 | 27 | 1,196 | 833 | 51 | 20 | 53 | 27 | 276 | 193 | 124 | 80 |
| 45 to 49 years | 9,052 | 6,087 | 8,698 | 5,949 | 354 | 138 | 6,564 | 4,433 | 339 | 143 | 341 | 138 | 1,808 | 1,373 | 857 | 579 |

¹Persons of negro descent, Chinese, Japanese, and Indians.

²Includes all persons of negro descent.

GENERAL NATIVITY, AND COLOR, BY STATES AND TERRITORIES: 1900—Continued.

INDIAN TERRITORY.

| AGES. | AGGREGATE. | | NATIVE BORN. | | FOREIGN BORN. | | NATIVE WHITE— NATIVE PARENTS. | | NATIVE WHITE— FOREIGN PARENTS. | | FOREIGN WHITE. | | TOTAL COLORED. ¹ | | NEGRO. ² | |
|---------------------|------------|---------------|--------------|---------------|---------------|---------------|----------------------------------|---------------|-----------------------------------|---------------|-------------------|---------------|--------------------------------|---------------|---------------------|---------------|
| | Males. | Fe- males. | Males. | Fe- males. | Males. | Fe- males. | Males. | Fe- males. | Males. | Fe- males. | Males. | Fe- males. | Males. | Fe- males. | Males. | Fe- males. |
| 50 years..... | 2,188 | 1,503 | 2,045 | 1,475 | 93 | 28 | 1,471 | 905 | 57 | 32 | 90 | 28 | 520 | 588 | 261 | 208 |
| 51 years..... | 1,250 | 758 | 1,190 | 744 | 60 | 14 | 974 | 590 | 36 | 15 | 58 | 14 | 182 | 139 | 60 | 49 |
| 52 years..... | 1,406 | 907 | 1,330 | 875 | 76 | 32 | 1,043 | 684 | 59 | 30 | 74 | 32 | 230 | 161 | 95 | 52 |
| 53 years..... | 1,107 | 765 | 1,054 | 745 | 53 | 20 | 833 | 581 | 42 | 17 | 53 | 20 | 179 | 147 | 86 | 48 |
| 54 years..... | 1,052 | 769 | 989 | 752 | 63 | 17 | 776 | 589 | 30 | 14 | 62 | 17 | 184 | 149 | 83 | 62 |
| 50 to 54 years.. | 6,953 | 4,702 | 6,608 | 4,591 | 345 | 111 | 5,097 | 3,349 | 224 | 108 | 337 | 111 | 1,295 | 1,194 | 585 | 419 |
| 55 years..... | 1,178 | 881 | 1,114 | 858 | 64 | 23 | 814 | 623 | 46 | 12 | 63 | 23 | 255 | 223 | 140 | 94 |
| 56 years..... | 975 | 700 | 917 | 683 | 58 | 17 | 698 | 505 | 40 | 17 | 55 | 17 | 182 | 161 | 92 | 60 |
| 57 years..... | 735 | 519 | 688 | 506 | 47 | 13 | 533 | 406 | 34 | 18 | 47 | 13 | 121 | 82 | 62 | 23 |
| 58 years..... | 705 | 530 | 671 | 515 | 34 | 15 | 508 | 399 | 32 | 9 | 33 | 14 | 132 | 108 | 59 | 39 |
| 59 years..... | 630 | 459 | 600 | 451 | 30 | 8 | 476 | 347 | 24 | 9 | 30 | 8 | 100 | 95 | 49 | 42 |
| 55 to 59 years.. | 4,223 | 3,089 | 3,990 | 3,013 | 233 | 76 | 3,029 | 2,280 | 176 | 65 | 228 | 75 | 790 | 669 | 402 | 258 |
| 60 years..... | 893 | 730 | 840 | 718 | 53 | 12 | 549 | 430 | 29 | 9 | 53 | 12 | 262 | 279 | 131 | 135 |
| 61 years..... | 445 | 329 | 420 | 320 | 25 | 9 | 348 | 258 | 14 | 7 | 25 | 9 | 58 | 55 | 21 | 15 |
| 62 years..... | 504 | 359 | 469 | 351 | 35 | 8 | 386 | 289 | 20 | 12 | 35 | 8 | 63 | 50 | 26 | 25 |
| 63 years..... | 534 | 388 | 506 | 375 | 28 | 13 | 407 | 306 | 21 | 5 | 27 | 12 | 79 | 65 | 39 | 24 |
| 64 years..... | 418 | 317 | 383 | 304 | 35 | 13 | 292 | 232 | 26 | 11 | 35 | 12 | 65 | 62 | 27 | 25 |
| 60 to 64 years.. | 2,794 | 2,123 | 2,618 | 2,068 | 176 | 55 | 1,982 | 1,515 | 110 | 44 | 175 | 53 | 527 | 511 | 244 | 224 |
| 65 years..... | 548 | 370 | 518 | 361 | 90 | 9 | 355 | 237 | 19 | 5 | 30 | 9 | 144 | 119 | 74 | 58 |
| 66 years..... | 395 | 273 | 373 | 272 | 22 | 6 | 304 | 213 | 16 | 9 | 22 | 6 | 63 | 50 | 30 | 10 |
| 67 years..... | 320 | 262 | 296 | 255 | 24 | 7 | 231 | 189 | 11 | 4 | 24 | 6 | 54 | 63 | 30 | 22 |
| 68 years..... | 284 | 231 | 275 | 223 | 9 | 8 | 212 | 160 | 20 | 7 | 9 | 8 | 43 | 56 | 18 | 22 |
| 69 years..... | 243 | 166 | 234 | 163 | 9 | 3 | 191 | 128 | 9 | 8 | 9 | 3 | 34 | 27 | 18 | 16 |
| 65 to 69 years.. | 1,790 | 1,307 | 1,696 | 1,274 | 94 | 33 | 1,293 | 927 | 75 | 33 | 94 | 32 | 328 | 315 | 170 | 128 |
| 70 years..... | 314 | 282 | 298 | 275 | 16 | 7 | 178 | 135 | 8 | 6 | 16 | 7 | 112 | 134 | 69 | 70 |
| 71 years..... | 186 | 198 | 173 | 97 | 13 | 1 | 130 | 79 | 12 | ----- | 13 | 1 | 31 | 18 | 17 | 6 |
| 72 years..... | 163 | 139 | 149 | 135 | 14 | 4 | 113 | 110 | 4 | 2 | 14 | 3 | 32 | 24 | 16 | 7 |
| 73 years..... | 147 | 115 | 137 | 108 | 10 | 7 | 111 | 83 | 9 | 3 | 10 | 7 | 17 | 22 | 7 | 7 |
| 74 years..... | 160 | 107 | 145 | 106 | 15 | 1 | 118 | 76 | 6 | 3 | 15 | 1 | 21 | 27 | 14 | 9 |
| 70 to 74 years.. | 970 | 741 | 902 | 721 | 68 | 20 | 650 | 483 | 39 | 14 | 68 | 19 | 213 | 225 | 123 | 99 |
| 75 years..... | 150 | 143 | 142 | 144 | 8 | 4 | 101 | 78 | 4 | 1 | 8 | 4 | 37 | 65 | 23 | 30 |
| 76 years..... | 91 | 82 | 82 | 76 | 9 | 6 | 54 | 53 | 5 | 3 | 9 | 6 | 23 | 20 | 9 | 7 |
| 77 years..... | 59 | 67 | 57 | 67 | 2 | ----- | 49 | 54 | 2 | 3 | 2 | ----- | 6 | 10 | 3 | 2 |
| 78 years..... | 47 | 56 | 42 | 55 | 5 | 1 | 29 | 31 | 1 | 1 | 5 | 1 | 12 | 23 | 6 | 9 |
| 79 years..... | 47 | 48 | 44 | 47 | 3 | 1 | 34 | 30 | ----- | 2 | 3 | 1 | 10 | 15 | 7 | 6 |
| 75 to 79 years.. | 394 | 401 | 367 | 389 | 27 | 12 | 267 | 246 | 12 | 10 | 27 | 12 | 88 | 133 | 48 | 54 |
| 80 years..... | 72 | 73 | 68 | 72 | 4 | 1 | 34 | 25 | 3 | 2 | 4 | 1 | 31 | 45 | 14 | 28 |
| 81 years..... | 37 | 26 | 37 | 26 | ----- | ----- | 26 | 19 | 3 | ----- | ----- | ----- | 8 | 7 | 3 | 2 |
| 82 years..... | 32 | 30 | 32 | 29 | ----- | 1 | 20 | 22 | 2 | 1 | ----- | 1 | 10 | 6 | 3 | 4 |
| 83 years..... | 30 | 26 | 26 | 25 | 4 | 1 | 17 | 16 | 2 | 1 | 4 | 1 | 7 | 8 | 4 | 4 |
| 84 years..... | 22 | 17 | 20 | 17 | 2 | ----- | 12 | 10 | ----- | 1 | 2 | ----- | 8 | 6 | 4 | 2 |
| 80 to 84 years.. | 193 | 172 | 183 | 169 | 10 | 3 | 109 | 92 | 10 | 5 | 10 | 3 | 64 | 72 | 28 | 40 |
| 85 years..... | 19 | 32 | 18 | 31 | 1 | 1 | 7 | 6 | 1 | ----- | 1 | 1 | 10 | 25 | 6 | 13 |
| 86 years..... | 15 | 14 | 13 | 13 | 2 | 1 | 7 | 8 | 1 | ----- | 2 | 1 | 5 | 5 | 3 | 3 |
| 87 years..... | 15 | 11 | 15 | 11 | ----- | ----- | 12 | 7 | 1 | ----- | ----- | ----- | 2 | 4 | 2 | 1 |
| 88 years..... | 8 | 12 | 7 | 12 | 1 | ----- | 3 | 3 | ----- | ----- | 1 | ----- | 4 | 9 | 1 | 4 |
| 89 years..... | 5 | 5 | 5 | 5 | ----- | ----- | 1 | 3 | 1 | 1 | ----- | ----- | 3 | 1 | 2 | 1 |
| 85 to 89 years.. | 62 | 74 | 58 | 72 | 4 | 2 | 30 | 27 | 4 | 1 | 4 | 2 | 24 | 44 | 14 | 22 |
| 90 years..... | 9 | 19 | 9 | 19 | ----- | ----- | 1 | 5 | ----- | ----- | ----- | ----- | 8 | 14 | 5 | 8 |
| 91 years..... | 3 | 1 | 3 | 1 | ----- | ----- | 1 | ----- | ----- | ----- | ----- | ----- | 2 | 1 | 1 | ----- |
| 92 years..... | 5 | 2 | 5 | 2 | ----- | ----- | 2 | 1 | ----- | ----- | ----- | ----- | 3 | 1 | 2 | 1 |
| 93 years..... | 1 | 1 | 1 | 1 | ----- | ----- | ----- | ----- | ----- | ----- | ----- | ----- | 1 | 1 | 1 | ----- |
| 94 years..... | ----- | ----- | ----- | ----- | ----- | ----- | ----- | ----- | ----- | ----- | ----- | ----- | ----- | ----- | ----- | ----- |
| 90 to 94 years.. | 18 | 23 | 18 | 23 | ----- | ----- | 4 | 6 | ----- | ----- | ----- | ----- | 14 | 17 | 9 | 9 |
| 95 years..... | 2 | 12 | 1 | 12 | 1 | ----- | ----- | 2 | ----- | 1 | 1 | ----- | 1 | 9 | ----- | 4 |
| 96 years..... | 2 | ----- | 2 | ----- | ----- | ----- | 2 | ----- | ----- | ----- | ----- | ----- | ----- | ----- | ----- | ----- |
| 97 years..... | 3 | 1 | 3 | 1 | ----- | ----- | ----- | ----- | ----- | ----- | ----- | ----- | 3 | 1 | 2 | 1 |
| 98 years..... | 2 | 4 | 2 | 4 | ----- | ----- | ----- | ----- | ----- | ----- | ----- | ----- | 2 | 4 | 1 | 4 |
| 99 years..... | 2 | 5 | 2 | 5 | ----- | ----- | ----- | 2 | ----- | ----- | ----- | ----- | 2 | 3 | 2 | 3 |
| 95 to 99 years.. | 11 | 22 | 10 | 22 | 1 | ----- | 2 | 4 | ----- | 1 | 1 | ----- | 8 | 17 | 5 | 12 |
| 100 years and over. | 15 | 18 | 14 | 18 | 1 | ----- | 1 | 1 | 1 | ----- | 1 | ----- | 12 | 17 | 8 | 13 |
| Age unknown.... | 1,487 | 1,221 | 1,481 | 1,218 | 6 | 3 | 534 | 281 | 9 | 2 | 6 | 3 | 938 | 935 | 247 | 236 |

¹ Persons of negro descent, Chinese, Japanese, and Indians.

² Includes all persons of negro descent.

STATISTICS OF POPULATION.

TABLE 2.—AGES OF THE AGGREGATE POPULATION, CLASSIFIED BY SEX,

IOWA.

| AGES. | AGGREGATE. | | NATIVE BORN. | | FOREIGN BORN. | | NATIVE WHITE— NATIVE PARENTS. | | NATIVE WHITE— FOREIGN PARENTS. | | FOREIGN WHITE. | | TOTAL COLORED. ¹ | | NEGRO. ² | |
|---------------------|------------|---------------|--------------|---------------|---------------|---------------|----------------------------------|---------------|-----------------------------------|---------------|----------------|---------------|--------------------------------|---------------|---------------------|---------------|
| | Males. | Fe- males. | Males. | Fe- males. | Males. | Fe- males. | Males. | Fe- males. | Males. | Fe- males. | Males. | Fe- males. | Males. | Fe- males. | Males. | Fe- males. |
| All ages | 1,156,849 | 1,075,004 | 985,840 | 940,093 | 171,009 | 134,911 | 647,757 | 613,811 | 331,027 | 320,790 | 170,883 | 134,899 | 7,182 | 6,004 | 6,875 | 5,818 |
| Under 1 month..... | 2,155 | 2,068 | 2,152 | 2,068 | 3 | | 1,495 | 1,472 | 650 | 592 | 3 | | 7 | 4 | 6 | 4 |
| 1 to 2 months..... | 4,865 | 4,748 | 4,861 | 4,744 | 4 | 4 | 3,399 | 3,291 | 1,447 | 1,430 | 4 | 4 | 15 | 23 | 15 | 23 |
| 3 to 5 months..... | 7,004 | 6,684 | 7,001 | 6,680 | 3 | 4 | 4,804 | 4,640 | 2,176 | 2,017 | 3 | 4 | 21 | 23 | 20 | 23 |
| 6 to 8 months..... | 6,931 | 6,588 | 6,925 | 6,584 | 6 | 4 | 4,818 | 4,570 | 2,075 | 1,995 | 6 | 4 | 32 | 19 | 32 | 18 |
| 9 to 11 months..... | 6,945 | 6,780 | 6,936 | 6,771 | 9 | 9 | 4,803 | 4,750 | 2,115 | 1,985 | 9 | 9 | 18 | 36 | 18 | 35 |
| Under 1 year.. | 27,900 | 26,868 | 27,875 | 26,847 | 25 | 21 | 19,819 | 18,723 | 8,463 | 8,019 | 25 | 21 | 93 | 105 | 91 | 108 |
| 1 year..... | 26,086 | 25,218 | 26,053 | 25,193 | 33 | 25 | 17,915 | 17,445 | 8,087 | 7,653 | 33 | 25 | 101 | 95 | 99 | 92 |
| 2 years..... | 26,097 | 25,607 | 26,059 | 25,557 | 38 | 50 | 17,608 | 17,249 | 8,353 | 8,199 | 38 | 50 | 98 | 109 | 94 | 106 |
| 3 years..... | 26,787 | 26,203 | 26,723 | 26,153 | 64 | 50 | 17,899 | 17,509 | 8,725 | 8,534 | 64 | 50 | 99 | 110 | 97 | 106 |
| 4 years..... | 26,751 | 26,905 | 26,676 | 26,588 | 76 | 67 | 17,700 | 16,949 | 8,770 | 8,786 | 76 | 67 | 105 | 103 | 98 | 97 |
| 1 to 4 years... | 105,721 | 102,933 | 105,510 | 102,741 | 211 | 192 | 71,122 | 69,152 | 33,985 | 33,172 | 211 | 192 | 403 | 417 | 388 | 401 |
| 5 years..... | 26,035 | 25,524 | 25,949 | 25,433 | 86 | 86 | 17,127 | 16,604 | 8,714 | 8,716 | 86 | 86 | 108 | 118 | 103 | 110 |
| 6 years..... | 26,257 | 25,992 | 26,144 | 25,861 | 113 | 131 | 16,950 | 16,798 | 9,097 | 8,939 | 113 | 131 | 97 | 124 | 92 | 114 |
| 7 years..... | 25,884 | 25,703 | 25,699 | 25,495 | 185 | 208 | 16,464 | 16,542 | 9,123 | 8,823 | 185 | 208 | 112 | 130 | 103 | 122 |
| 8 years..... | 25,960 | 25,629 | 25,703 | 25,345 | 257 | 234 | 16,472 | 16,244 | 9,084 | 8,986 | 257 | 234 | 147 | 115 | 140 | 111 |
| 9 years..... | 25,180 | 24,478 | 24,789 | 24,112 | 391 | 366 | 15,746 | 15,474 | 8,924 | 8,522 | 391 | 366 | 119 | 116 | 116 | 110 |
| 5 to 9 years... | 129,316 | 127,326 | 128,284 | 126,251 | 1,032 | 1,075 | 82,759 | 81,662 | 44,942 | 43,986 | 1,032 | 1,075 | 583 | 603 | 554 | 567 |
| 10 years..... | 26,029 | 25,519 | 25,566 | 25,083 | 463 | 436 | 16,143 | 15,781 | 9,298 | 9,187 | 463 | 436 | 125 | 115 | 119 | 110 |
| 11 years..... | 23,938 | 23,460 | 23,458 | 22,941 | 540 | 519 | 14,753 | 14,354 | 8,565 | 8,487 | 540 | 519 | 140 | 100 | 133 | 99 |
| 12 years..... | 24,199 | 23,615 | 23,541 | 23,030 | 658 | 585 | 14,687 | 14,270 | 8,717 | 8,620 | 658 | 585 | 137 | 140 | 129 | 137 |
| 13 years..... | 23,431 | 22,556 | 22,753 | 21,904 | 772 | 652 | 14,068 | 13,589 | 8,569 | 8,420 | 675 | 652 | 127 | 125 | 121 | 122 |
| 14 years..... | 24,005 | 22,737 | 23,213 | 22,010 | 792 | 727 | 14,263 | 13,997 | 8,305 | 8,476 | 791 | 727 | 141 | 137 | 131 | 131 |
| 10 to 14 years.. | 121,662 | 117,887 | 118,533 | 114,963 | 3,129 | 2,919 | 73,911 | 71,161 | 43,954 | 43,190 | 3,127 | 2,919 | 670 | 617 | 633 | 599 |
| 15 years..... | 23,771 | 23,043 | 22,899 | 22,226 | 872 | 817 | 13,965 | 13,524 | 8,811 | 8,550 | 871 | 817 | 124 | 152 | 119 | 147 |
| 16 years..... | 23,710 | 23,399 | 22,695 | 22,443 | 1,015 | 956 | 13,861 | 13,607 | 8,691 | 8,716 | 1,015 | 956 | 143 | 120 | 136 | 114 |
| 17 years..... | 23,297 | 22,355 | 22,027 | 21,270 | 1,270 | 1,085 | 13,532 | 12,831 | 8,366 | 8,303 | 1,270 | 1,085 | 129 | 136 | 124 | 130 |
| 18 years..... | 22,233 | 22,884 | 20,677 | 21,434 | 1,556 | 1,450 | 12,929 | 13,076 | 7,620 | 8,227 | 1,555 | 1,449 | 129 | 132 | 125 | 130 |
| 19 years..... | 21,865 | 21,230 | 20,059 | 19,587 | 1,806 | 1,643 | 12,491 | 12,027 | 7,425 | 7,420 | 1,804 | 1,643 | 145 | 140 | 137 | 139 |
| 15 to 19 years.. | 114,876 | 112,911 | 108,357 | 106,960 | 6,519 | 5,951 | 66,778 | 65,065 | 40,913 | 41,216 | 6,515 | 5,950 | 670 | 680 | 641 | 660 |
| 20 years..... | 22,076 | 21,816 | 20,008 | 19,947 | 2,068 | 1,869 | 12,855 | 12,150 | 7,524 | 7,665 | 2,067 | 1,869 | 130 | 132 | 127 | 131 |
| 21 years..... | 21,502 | 19,898 | 19,290 | 18,192 | 2,212 | 1,706 | 11,656 | 10,811 | 7,245 | 7,486 | 2,210 | 1,705 | 150 | 137 | 141 | 136 |
| 22 years..... | 21,884 | 20,932 | 19,118 | 19,071 | 2,266 | 1,861 | 11,572 | 11,303 | 7,387 | 7,631 | 2,262 | 1,861 | 163 | 137 | 155 | 137 |
| 23 years..... | 21,272 | 20,997 | 18,950 | 19,035 | 2,322 | 1,962 | 11,410 | 11,138 | 7,370 | 7,777 | 2,317 | 1,962 | 175 | 120 | 163 | 119 |
| 24 years..... | 21,930 | 20,309 | 18,844 | 18,265 | 2,486 | 2,044 | 11,286 | 10,679 | 7,400 | 7,552 | 2,484 | 2,043 | 160 | 135 | 158 | 132 |
| 20 to 24 years.. | 107,564 | 103,952 | 96,210 | 94,510 | 11,354 | 9,442 | 58,279 | 55,981 | 37,167 | 37,370 | 11,340 | 9,440 | 778 | 661 | 749 | 655 |
| 25 years..... | 19,954 | 19,404 | 17,364 | 17,304 | 2,590 | 2,100 | 10,153 | 10,083 | 7,039 | 7,090 | 2,585 | 2,099 | 177 | 132 | 168 | 129 |
| 26 years..... | 19,374 | 17,842 | 16,765 | 15,354 | 2,609 | 1,988 | 9,906 | 9,214 | 6,074 | 6,509 | 2,606 | 1,988 | 133 | 131 | 180 | 123 |
| 27 years..... | 19,461 | 17,822 | 16,608 | 15,728 | 2,853 | 2,094 | 9,910 | 9,138 | 6,862 | 6,471 | 2,851 | 2,093 | 133 | 120 | 184 | 116 |
| 28 years..... | 19,958 | 18,062 | 16,881 | 15,892 | 3,077 | 2,170 | 9,984 | 9,347 | 6,750 | 6,410 | 3,072 | 2,170 | 152 | 135 | 146 | 134 |
| 29 years..... | 17,803 | 16,095 | 14,953 | 13,987 | 2,850 | 2,108 | 8,928 | 8,292 | 5,914 | 5,586 | 2,846 | 2,108 | 115 | 109 | 108 | 103 |
| 25 to 29 years.. | 96,550 | 89,225 | 82,571 | 78,765 | 13,979 | 10,460 | 48,881 | 46,074 | 32,939 | 32,066 | 13,960 | 10,458 | 770 | 627 | 736 | 610 |
| 30 years..... | 20,821 | 18,176 | 17,170 | 15,556 | 3,651 | 2,620 | 10,449 | 9,213 | 6,531 | 6,214 | 3,650 | 2,619 | 191 | 130 | 184 | 126 |
| 31 years..... | 15,677 | 14,300 | 12,869 | 12,168 | 2,803 | 2,132 | 7,899 | 7,434 | 4,861 | 4,656 | 2,803 | 2,132 | 114 | 78 | 105 | 77 |
| 32 years..... | 17,401 | 15,440 | 13,946 | 13,003 | 3,455 | 2,427 | 8,592 | 8,007 | 5,265 | 4,922 | 3,450 | 2,437 | 94 | 74 | 89 | 72 |
| 33 years..... | 16,475 | 14,944 | 13,002 | 12,284 | 3,473 | 2,660 | 8,116 | 7,539 | 4,776 | 4,662 | 3,470 | 2,659 | 113 | 84 | 110 | 79 |
| 34 years..... | 15,619 | 13,683 | 12,056 | 10,979 | 3,563 | 2,704 | 7,387 | 6,714 | 4,566 | 4,179 | 3,562 | 2,704 | 104 | 86 | 101 | 83 |
| 30 to 34 years.. | 85,993 | 76,543 | 69,043 | 63,990 | 16,950 | 12,553 | 42,443 | 38,907 | 25,999 | 24,633 | 16,935 | 12,551 | 616 | 452 | 589 | 437 |
| 35 years..... | 15,919 | 13,766 | 12,059 | 10,892 | 3,860 | 2,874 | 7,317 | 6,513 | 4,583 | 4,262 | 3,855 | 2,874 | 164 | 117 | 160 | 116 |
| 36 years..... | 14,571 | 13,232 | 10,882 | 10,478 | 3,689 | 2,754 | 6,675 | 6,463 | 4,100 | 3,933 | 3,687 | 2,754 | 109 | 82 | 107 | 82 |
| 37 years..... | 14,489 | 12,580 | 11,036 | 10,064 | 3,453 | 2,516 | 6,856 | 6,196 | 4,081 | 3,789 | 3,450 | 2,516 | 102 | 79 | 98 | 78 |
| 38 years..... | 15,882 | 13,825 | 12,301 | 11,222 | 3,581 | 2,603 | 7,736 | 7,147 | 4,440 | 3,987 | 3,579 | 2,603 | 127 | 88 | 124 | 85 |
| 39 years..... | 15,213 | 13,071 | 11,711 | 10,485 | 3,502 | 2,586 | 7,440 | 6,720 | 4,159 | 3,680 | 3,496 | 2,585 | 118 | 86 | 109 | 86 |
| 35 to 39 years.. | 76,074 | 66,474 | 57,989 | 53,141 | 18,085 | 13,333 | 36,024 | 33,039 | 21,363 | 19,651 | 18,067 | 13,332 | 620 | 452 | 598 | 447 |
| 40 years..... | 15,999 | 13,492 | 12,053 | 10,683 | 3,941 | 2,809 | 7,661 | 6,716 | 4,257 | 3,872 | 3,933 | 2,808 | 148 | 96 | 139 | 94 |
| 41 years..... | 12,433 | 10,936 | 9,590 | 8,739 | 2,843 | 2,247 | 6,247 | 5,705 | 3,270 | 2,979 | 2,842 | 2,247 | 74 | 55 | 71 | 52 |
| 42 years..... | 13,422 | 11,893 | 10,194 | 9,385 | 3,223 | 2,508 | 6,706 | 6,050 | 3,935 | 3,273 | 3,223 | 2,508 | 98 | 57 | 93 | 54 |
| 43 years..... | 11,982 | 10,385 | 9,105 | 8,546 | 2,877 | 2,339 | 6,053 | 5,703 | 2,990 | 2,789 | 2,873 | 2,339 | 66 | 54 | 62 | 53 |
| 44 years..... | 11,645 | 10,387 | 8,705 | 8,000 | 2,940 | 2,387 | 5,987 | 5,552 | 2,644 | 2,389 | 2,938 | 2,387 | 76 | 59 | 74 | 57 |
| 40 to 44 years.. | 65,481 | 57,643 | 49,652 | 45,353 | 15,829 | 12,290 | 32,054 | 29,726 | 16,556 | 15,307 | 15,809 | 12,289 | 462 | 321 | 439 | 310 |
| 45 years..... | 13,393 | 10,600 | 9,561 | 7,983 | 3,832 | 2,617 | 6,655 | 5,495 | 2,820 | 2,411 | 3,823 | 2,617 | 90 | 77 | 86 | 76 |
| 46 years..... | 11,158 | 8,938 | 7,993 | 6,637 | 3,160 | 2,251 | 5,753 | 4,844 | 2,166 | 1,799 | 3,160 | 2,251 | 79 | 44 | 79 | 44 |
| 47 years..... | 10,672 | 8,752 | 7,432 | 6,504 | 3,190 | 2,243 | 5,485 | 4,805 | 1,936 | 1,643 | 3,137 | 2,243 | 34 | 56 | 81 | 54 |
| 48 years..... | 10,429 | 8,663 | 7,007 | 6,229 | 3,362 | 2,434 | 5,327 | 4,654 | 1,666 | 1,516 | | | | | | |

GENERAL NATIVITY, AND COLOR, BY STATES AND TERRITORIES: 1900—Continued.

IOWA.

| AGES. | AGGREGATE. | | NATIVE BORN. | | FOREIGN BORN. | | NATIVE WHITE— NATIVE PARENTS. | | NATIVE WHITE— FOREIGN PARENTS. | | FOREIGN WHITE. | | TOTAL COLORED. ¹ | | NEGRO. ² | |
|---------------------|------------|---------------|--------------|---------------|---------------|---------------|----------------------------------|---------------|-----------------------------------|---------------|-------------------|---------------|--------------------------------|---------------|---------------------|---------------|
| | Males. | Fe- males. | Males. | Fe- males. | Males. | Fe- males. | Males. | Fe- males. | Males. | Fe- males. | Males. | Fe- males. | Males. | Fe- males. | Males. | Fe- males. |
| 50 years..... | 10,823 | 9,427 | 6,943 | 6,392 | 3,830 | 3,035 | 5,406 | 4,931 | 1,440 | 1,379 | 3,875 | 3,035 | 102 | 82 | 99 | 81 |
| 51 years..... | 8,583 | 7,314 | 5,638 | 5,046 | 2,947 | 2,268 | 4,434 | 4,050 | 1,143 | 962 | 2,946 | 2,288 | 60 | 34 | 56 | 34 |
| 52 years..... | 8,837 | 7,650 | 5,693 | 5,093 | 3,144 | 2,557 | 4,569 | 4,113 | 1,062 | 942 | 3,142 | 2,587 | 64 | 38 | 59 | 36 |
| 53 years..... | 8,067 | 7,015 | 5,243 | 4,670 | 2,824 | 2,345 | 4,313 | 3,828 | 883 | 802 | 2,821 | 2,344 | 50 | 41 | 47 | 37 |
| 54 years..... | 7,973 | 7,166 | 5,002 | 4,651 | 2,971 | 2,515 | 4,142 | 3,889 | 822 | 727 | 2,970 | 2,515 | 39 | 35 | 36 | 33 |
| 50 to 54 years.. | 44,283 | 38,572 | 28,517 | 25,852 | 15,766 | 12,720 | 22,864 | 20,811 | 5,350 | 4,812 | 15,754 | 12,719 | 315 | 230 | 297 | 221 |
| 55 years..... | 8,597 | 7,616 | 5,290 | 4,875 | 3,307 | 2,741 | 4,401 | 4,045 | 832 | 787 | 3,305 | 2,741 | 59 | 43 | 58 | 42 |
| 56 years..... | 7,700 | 6,870 | 4,768 | 4,513 | 2,932 | 2,352 | 4,008 | 3,791 | 714 | 683 | 2,929 | 2,351 | 49 | 45 | 45 | 43 |
| 57 years..... | 6,956 | 6,155 | 4,359 | 4,047 | 2,617 | 2,108 | 3,629 | 3,444 | 654 | 574 | 2,616 | 2,108 | 57 | 29 | 50 | 26 |
| 58 years..... | 6,514 | 5,947 | 4,013 | 3,754 | 2,501 | 2,193 | 3,404 | 3,192 | 575 | 544 | 2,501 | 2,193 | 34 | 18 | 30 | 15 |
| 59 years..... | 6,530 | 5,907 | 3,951 | 3,740 | 2,579 | 2,167 | 3,336 | 3,130 | 579 | 522 | 2,578 | 2,167 | 37 | 28 | 37 | 25 |
| 55 to 59 years.. | 36,297 | 32,495 | 22,361 | 20,984 | 13,936 | 11,561 | 18,778 | 17,662 | 3,354 | 3,110 | 13,929 | 11,560 | 236 | 163 | 220 | 151 |
| 60 years..... | 7,059 | 6,446 | 3,970 | 3,781 | 3,039 | 2,665 | 3,375 | 3,254 | 534 | 478 | 3,089 | 2,665 | 61 | 49 | 60 | 48 |
| 61 years..... | 5,196 | 4,468 | 3,056 | 2,850 | 2,140 | 1,613 | 2,638 | 2,513 | 388 | 326 | 2,140 | 1,613 | 30 | 11 | 30 | 11 |
| 62 years..... | 5,945 | 5,010 | 3,569 | 3,176 | 2,376 | 1,834 | 3,097 | 2,775 | 444 | 383 | 2,376 | 1,834 | 28 | 18 | 27 | 16 |
| 63 years..... | 5,740 | 5,095 | 3,440 | 3,156 | 2,300 | 1,939 | 3,013 | 2,783 | 404 | 360 | 2,298 | 1,938 | 25 | 14 | 23 | 14 |
| 64 years..... | 5,298 | 4,897 | 3,113 | 2,963 | 2,185 | 1,934 | 2,728 | 2,597 | 355 | 349 | 2,185 | 1,934 | 30 | 17 | 30 | 16 |
| 60 to 64 years.. | 29,238 | 25,916 | 17,148 | 15,926 | 12,090 | 9,990 | 14,851 | 13,922 | 2,125 | 1,896 | 12,088 | 9,989 | 174 | 109 | 170 | 105 |
| 65 years..... | 5,387 | 4,879 | 2,976 | 2,750 | 2,411 | 2,129 | 2,559 | 2,424 | 384 | 298 | 2,411 | 2,129 | 33 | 28 | 32 | 27 |
| 66 years..... | 5,105 | 4,505 | 2,945 | 2,685 | 2,160 | 1,820 | 2,605 | 2,399 | 324 | 271 | 2,160 | 1,820 | 16 | 15 | 15 | 14 |
| 67 years..... | 4,953 | 4,246 | 2,908 | 2,659 | 2,045 | 1,687 | 2,581 | 2,272 | 304 | 274 | 2,045 | 1,687 | 23 | 13 | 20 | 8 |
| 68 years..... | 4,213 | 3,658 | 2,441 | 2,190 | 1,772 | 1,468 | 2,153 | 1,946 | 266 | 225 | 1,772 | 1,468 | 22 | 19 | 20 | 19 |
| 69 years..... | 3,888 | 3,328 | 2,210 | 1,974 | 1,678 | 1,354 | 1,990 | 1,772 | 204 | 191 | 1,677 | 1,354 | 17 | 11 | 17 | 11 |
| 65 to 69 years.. | 23,546 | 20,616 | 13,480 | 12,158 | 10,066 | 8,458 | 11,888 | 10,813 | 1,482 | 1,259 | 10,065 | 8,458 | 111 | 86 | 104 | 79 |
| 70 years..... | 4,268 | 3,764 | 2,286 | 2,063 | 2,032 | 1,701 | 1,957 | 1,836 | 247 | 210 | 2,030 | 1,701 | 34 | 17 | 33 | 16 |
| 71 years..... | 3,043 | 2,642 | 1,727 | 1,486 | 1,316 | 1,056 | 1,537 | 1,335 | 181 | 145 | 1,316 | 1,056 | 9 | 6 | 9 | 5 |
| 72 years..... | 3,287 | 2,790 | 1,857 | 1,668 | 1,430 | 1,122 | 1,665 | 1,508 | 181 | 155 | 1,430 | 1,122 | 11 | 5 | 10 | 5 |
| 73 years..... | 3,047 | 2,595 | 1,695 | 1,523 | 1,352 | 1,072 | 1,530 | 1,390 | 129 | 109 | 1,352 | 1,072 | 6 | 4 | 6 | 4 |
| 74 years..... | 2,744 | 2,254 | 1,529 | 1,327 | 1,215 | 927 | 1,347 | 1,198 | 170 | 125 | 1,215 | 927 | 12 | 4 | 12 | 4 |
| 70 to 74 years.. | 16,389 | 13,945 | 9,044 | 8,067 | 7,345 | 5,878 | 8,036 | 7,267 | 938 | 764 | 7,343 | 5,878 | 72 | 36 | 70 | 34 |
| 75 years..... | 2,741 | 2,344 | 1,453 | 1,325 | 1,238 | 1,019 | 1,302 | 1,193 | 143 | 122 | 1,238 | 1,019 | 8 | 10 | 8 | 10 |
| 76 years..... | 2,212 | 1,999 | 1,151 | 1,181 | 1,061 | 813 | 1,032 | 1,039 | 112 | 136 | 1,061 | 813 | 7 | 6 | 7 | 6 |
| 77 years..... | 1,987 | 1,655 | 1,111 | 982 | 876 | 673 | 996 | 863 | 109 | 108 | 876 | 673 | 6 | 6 | 6 | 5 |
| 78 years..... | 1,743 | 1,467 | 983 | 855 | 760 | 612 | 862 | 746 | 115 | 108 | 760 | 612 | 6 | 6 | 6 | 6 |
| 79 years..... | 1,511 | 1,240 | 879 | 771 | 682 | 469 | 787 | 700 | 89 | 67 | 682 | 469 | 3 | 4 | 3 | 4 |
| 75 to 79 years.. | 10,194 | 8,705 | 5,577 | 5,114 | 4,617 | 3,591 | 4,979 | 4,546 | 568 | 536 | 4,617 | 3,591 | 30 | 32 | 30 | 31 |
| 80 years..... | 1,447 | 1,195 | 794 | 678 | 653 | 517 | 684 | 603 | 100 | 64 | 653 | 517 | 10 | 11 | 10 | 11 |
| 81 years..... | 1,046 | 893 | 599 | 563 | 447 | 330 | 521 | 432 | 75 | 79 | 447 | 330 | 3 | 2 | 3 | 2 |
| 82 years..... | 913 | 759 | 565 | 469 | 348 | 290 | 496 | 409 | 63 | 58 | 348 | 290 | 1 | 2 | 1 | 2 |
| 83 years..... | 758 | 631 | 443 | 393 | 310 | 233 | 399 | 345 | 46 | 47 | 310 | 233 | 3 | 1 | 3 | 1 |
| 84 years..... | 638 | 564 | 393 | 355 | 255 | 209 | 346 | 323 | 37 | 30 | 255 | 209 | 2 | 2 | 2 | 2 |
| 80 to 84 years.. | 4,802 | 4,042 | 2,789 | 2,458 | 2,013 | 1,584 | 2,446 | 2,162 | 326 | 278 | 2,013 | 1,584 | 17 | 18 | 17 | 18 |
| 85 years..... | 457 | 389 | 262 | 235 | 195 | 154 | 226 | 210 | 35 | 24 | 195 | 154 | 1 | 1 | 1 | 1 |
| 86 years..... | 349 | 308 | 202 | 187 | 147 | 121 | 163 | 164 | 34 | 22 | 147 | 121 | 1 | 1 | 1 | 1 |
| 87 years..... | 314 | 278 | 210 | 187 | 104 | 91 | 133 | 165 | 22 | 17 | 104 | 91 | 5 | 5 | 4 | 5 |
| 88 years..... | 260 | 222 | 151 | 145 | 109 | 77 | 121 | 130 | 26 | 14 | 109 | 77 | 4 | 1 | 4 | 1 |
| 89 years..... | 155 | 176 | 103 | 114 | 52 | 62 | 90 | 96 | 11 | 15 | 52 | 62 | 2 | 3 | 2 | 3 |
| 85 to 89 years.. | 1,335 | 1,373 | 928 | 863 | 607 | 505 | 788 | 765 | 128 | 92 | 607 | 505 | 12 | 11 | 11 | 11 |
| 90 years..... | 116 | 130 | 66 | 64 | 50 | 66 | 49 | 56 | 15 | 7 | 50 | 66 | 2 | 1 | 2 | 1 |
| 91 years..... | 76 | 71 | 47 | 41 | 29 | 30 | 43 | 40 | 4 | 1 | 29 | 30 | 1 | 1 | 1 | 1 |
| 92 years..... | 55 | 57 | 33 | 34 | 22 | 23 | 31 | 26 | 1 | 8 | 22 | 23 | 1 | 1 | 1 | 1 |
| 93 years..... | 30 | 40 | 16 | 28 | 14 | 12 | 14 | 25 | 1 | 3 | 14 | 12 | 1 | 1 | 1 | 1 |
| 94 years..... | 25 | 31 | 16 | 16 | 9 | 15 | 13 | 11 | 3 | 4 | 9 | 15 | 1 | 1 | 1 | 1 |
| 90 to 94 years.. | 302 | 329 | 178 | 183 | 124 | 146 | 150 | 158 | 24 | 23 | 124 | 146 | 4 | 2 | 4 | 2 |
| 95 years..... | 13 | 26 | 6 | 18 | 7 | 3 | 4 | 14 | 2 | 3 | 7 | 8 | 1 | 1 | 1 | 1 |
| 96 years..... | 17 | 17 | 10 | 7 | 7 | 10 | 6 | 6 | 4 | 1 | 7 | 10 | 1 | 1 | 1 | 1 |
| 97 years..... | 4 | 5 | 3 | 5 | 1 | 1 | 2 | 5 | 2 | 1 | 1 | 6 | 1 | 1 | 1 | 1 |
| 98 years..... | 6 | 10 | 2 | 4 | 4 | 6 | 4 | 4 | 2 | 4 | 4 | 6 | 1 | 1 | 1 | 1 |
| 99 years..... | 7 | 7 | 3 | 4 | 4 | 3 | 2 | 4 | 1 | 1 | 4 | 3 | 1 | 1 | 1 | 1 |
| 95 to 99 years.. | 47 | 65 | 24 | 33 | 23 | 27 | 14 | 33 | 9 | 4 | 23 | 27 | 1 | 1 | 1 | 1 |
| 100 years and over. | 10 | 16 | 7 | 6 | 3 | 10 | 3 | 5 | 2 | 1 | 3 | 10 | 2 | 1 | 2 | 1 |
| Age unknown.... | 3,353 | 1,868 | 2,837 | 1,608 | 516 | 260 | 2,458 | 1,360 | 255 | 154 | 515 | 260 | 125 | 94 | 124 | 94 |

¹ Persons of negro descent, Chinese, Japanese, and Indians.

² Includes all persons of negro descent.

STATISTICS OF POPULATION.

TABLE 2.—AGES OF THE AGGREGATE POPULATION, CLASSIFIED BY SEX,
KANSAS.

| AGES. | AGGREGATE. | | NATIVE BORN. | | FOREIGN BORN. | | NATIVE WHITE— NATIVE PARENTS. | | NATIVE WHITE— FOREIGN PARENTS. | | FOREIGN WHITE. | | TOTAL COLORED. ¹ | | NEGRO. ² | |
|--------------------|------------|---------------|--------------|---------------|---------------|---------------|----------------------------------|---------------|-----------------------------------|---------------|-------------------|---------------|--------------------------------|---------------|---------------------|---------------|
| | Males. | Fe- males. | Males. | Fe- males. | Males. | Fe- males. | Males. | Fe- males. | Males. | Fe- males. | Males. | Fe- males. | Males. | Fe- males. | Males. | Fe- males. |
| All ages | 768,716 | 701,779 | 696,382 | 647,428 | 72,334 | 54,351 | 526,427 | 487,228 | 142,255 | 133,832 | 72,240 | 54,337 | 27,794 | 26,382 | 26,542 | 25,461 |
| Under 1 month.... | 1,268 | 1,340 | 1,268 | 1,340 | | | 978 | 1,020 | 251 | 275 | | | 39 | 45 | 38 | 42 |
| 1 to 2 months..... | 3,094 | 2,998 | 3,092 | 2,996 | 2 | 2 | 2,368 | 2,310 | 629 | 608 | 2 | 2 | 95 | 78 | 95 | 77 |
| 3 to 5 months..... | 4,681 | 4,659 | 4,677 | 4,658 | 4 | 6 | 3,648 | 3,609 | 902 | 919 | 4 | 6 | 127 | 125 | 118 | 120 |
| 6 to 8 months..... | 4,543 | 4,383 | 4,542 | 4,378 | 1 | 5 | 3,592 | 3,374 | 831 | 888 | 1 | 5 | 119 | 116 | 108 | 109 |
| 9 to 11 months.... | 4,476 | 4,387 | 4,475 | 4,383 | 1 | 4 | 3,481 | 3,425 | 870 | 827 | 1 | 4 | 124 | 131 | 117 | 121 |
| Under 1 year.. | 18,062 | 17,767 | 18,054 | 17,750 | 8 | 17 | 14,067 | 13,738 | 3,483 | 3,517 | 8 | 17 | 504 | 495 | 476 | 469 |
| 1 year..... | 17,072 | 16,813 | 17,082 | 16,772 | 40 | 41 | 13,220 | 12,952 | 3,311 | 3,296 | 40 | 41 | 501 | 524 | 473 | 495 |
| 2 years..... | 17,508 | 16,752 | 17,456 | 16,712 | 47 | 40 | 13,411 | 12,799 | 3,523 | 3,386 | 47 | 40 | 517 | 527 | 493 | 497 |
| 3 years..... | 17,255 | 16,646 | 17,200 | 16,594 | 56 | 52 | 13,025 | 12,625 | 3,671 | 3,502 | 55 | 52 | 504 | 467 | 478 | 451 |
| 4 years..... | 17,359 | 16,393 | 17,309 | 16,349 | 50 | 44 | 12,929 | 12,582 | 3,800 | 3,695 | 50 | 44 | 580 | 572 | 548 | 550 |
| 1 to 4 years ... | 69,189 | 67,104 | 68,997 | 66,927 | 192 | 177 | 52,585 | 50,958 | 14,310 | 13,879 | 192 | 177 | 2,102 | 2,090 | 1,992 | 1,993 |
| 5 years..... | 17,586 | 17,015 | 17,587 | 16,971 | 49 | 44 | 13,096 | 12,684 | 3,867 | 3,747 | 49 | 44 | 574 | 540 | 544 | 523 |
| 6 years..... | 16,838 | 16,903 | 17,772 | 16,890 | 66 | 73 | 13,072 | 12,556 | 4,105 | 3,867 | 65 | 73 | 596 | 607 | 572 | 574 |
| 7 years..... | 17,382 | 17,006 | 17,290 | 16,910 | 92 | 96 | 12,626 | 12,525 | 4,048 | 3,805 | 92 | 96 | 616 | 580 | 574 | 558 |
| 8 years..... | 17,494 | 17,221 | 17,364 | 17,081 | 120 | 140 | 12,765 | 12,571 | 3,999 | 3,908 | 119 | 140 | 601 | 602 | 576 | 570 |
| 9 years..... | 17,210 | 16,695 | 17,025 | 16,520 | 185 | 175 | 12,427 | 12,192 | 3,968 | 3,908 | 185 | 175 | 630 | 630 | 596 | 601 |
| 5 to 9 years ... | 87,500 | 84,840 | 86,988 | 84,312 | 512 | 528 | 63,986 | 62,118 | 19,987 | 19,235 | 510 | 528 | 3,017 | 2,959 | 2,862 | 2,826 |
| 10 years..... | 18,305 | 17,594 | 18,115 | 17,417 | 190 | 177 | 13,225 | 12,731 | 4,231 | 4,006 | 190 | 177 | 659 | 680 | 626 | 656 |
| 11 years..... | 16,976 | 16,635 | 16,772 | 16,430 | 204 | 205 | 12,201 | 11,852 | 3,970 | 3,933 | 204 | 205 | 601 | 595 | 565 | 573 |
| 12 years..... | 17,227 | 16,529 | 16,967 | 16,284 | 260 | 245 | 12,181 | 11,787 | 4,129 | 3,887 | 259 | 245 | 658 | 660 | 629 | 631 |
| 13 years..... | 16,376 | 16,085 | 16,093 | 15,806 | 283 | 279 | 11,639 | 11,264 | 3,784 | 3,924 | 283 | 279 | 670 | 618 | 625 | 592 |
| 14 years..... | 16,529 | 16,021 | 16,162 | 15,723 | 367 | 298 | 11,515 | 11,273 | 3,985 | 3,819 | 366 | 298 | 663 | 631 | 625 | 601 |
| 10 to 14 years.. | 85,413 | 82,864 | 84,109 | 81,660 | 1,304 | 1,204 | 60,761 | 58,857 | 20,099 | 19,619 | 1,302 | 1,204 | 3,251 | 3,184 | 3,070 | 3,053 |
| 15 years..... | 16,552 | 15,981 | 16,181 | 15,638 | 371 | 343 | 11,576 | 11,134 | 3,975 | 3,858 | 371 | 343 | 630 | 646 | 596 | 604 |
| 16 years..... | 16,575 | 15,871 | 16,142 | 15,447 | 433 | 424 | 11,749 | 11,015 | 3,786 | 3,780 | 433 | 424 | 607 | 652 | 567 | 605 |
| 17 years..... | 15,897 | 15,199 | 15,373 | 14,750 | 524 | 449 | 11,155 | 10,521 | 3,624 | 3,589 | 523 | 449 | 595 | 640 | 554 | 596 |
| 18 years..... | 15,894 | 15,847 | 15,300 | 15,308 | 594 | 539 | 11,098 | 10,866 | 3,571 | 3,758 | 594 | 539 | 631 | 684 | 596 | 635 |
| 19 years..... | 15,033 | 14,730 | 14,370 | 14,133 | 663 | 597 | 10,456 | 10,328 | 3,287 | 3,211 | 663 | 597 | 627 | 594 | 583 | 563 |
| 15 to 19 years.. | 79,951 | 77,623 | 77,366 | 75,276 | 2,585 | 2,352 | 56,084 | 53,864 | 18,243 | 18,196 | 2,584 | 2,352 | 3,090 | 3,216 | 2,896 | 3,003 |
| 20 years..... | 14,815 | 14,549 | 14,107 | 13,813 | 705 | 736 | 10,305 | 9,995 | 3,207 | 3,155 | 706 | 733 | 596 | 636 | 551 | 617 |
| 21 years..... | 14,558 | 13,308 | 13,748 | 12,635 | 810 | 673 | 9,984 | 9,193 | 3,168 | 2,927 | 810 | 673 | 586 | 515 | 545 | 499 |
| 22 years..... | 14,477 | 13,677 | 13,626 | 12,966 | 851 | 711 | 9,327 | 9,467 | 3,167 | 2,933 | 849 | 711 | 634 | 566 | 592 | 557 |
| 23 years..... | 14,092 | 13,644 | 13,241 | 12,919 | 851 | 725 | 9,673 | 9,308 | 3,001 | 3,047 | 850 | 725 | 563 | 564 | 540 | 553 |
| 24 years..... | 13,831 | 13,109 | 12,903 | 12,805 | 978 | 804 | 9,331 | 8,926 | 3,006 | 2,874 | 977 | 804 | 517 | 505 | 498 | 495 |
| 20 to 24 years.. | 71,823 | 68,287 | 67,625 | 64,638 | 4,198 | 3,649 | 49,181 | 46,889 | 15,549 | 14,966 | 4,192 | 3,646 | 2,901 | 2,786 | 2,727 | 2,721 |
| 25 years..... | 13,178 | 12,817 | 12,174 | 11,978 | 1,004 | 839 | 8,864 | 8,683 | 2,793 | 2,760 | 1,003 | 839 | 513 | 535 | 494 | 527 |
| 26 years..... | 12,570 | 11,626 | 11,565 | 10,714 | 1,005 | 812 | 8,494 | 7,760 | 2,593 | 2,527 | 1,003 | 812 | 475 | 427 | 459 | 420 |
| 27 years..... | 12,239 | 11,340 | 11,137 | 10,439 | 1,102 | 851 | 8,111 | 7,725 | 2,538 | 2,339 | 1,101 | 850 | 489 | 426 | 463 | 424 |
| 28 years..... | 12,053 | 11,185 | 10,954 | 10,270 | 1,099 | 915 | 8,087 | 7,490 | 2,388 | 2,331 | 1,098 | 915 | 480 | 449 | 467 | 440 |
| 29 years..... | 10,907 | 10,045 | 9,793 | 9,332 | 1,114 | 913 | 7,260 | 6,675 | 2,116 | 2,031 | 1,111 | 912 | 420 | 427 | 414 | 414 |
| 25 to 29 years.. | 60,947 | 56,913 | 55,623 | 52,583 | 5,324 | 4,330 | 40,816 | 38,333 | 12,433 | 11,988 | 5,316 | 4,323 | 2,382 | 2,264 | 2,297 | 2,225 |
| 30 years..... | 12,461 | 11,207 | 11,055 | 10,221 | 1,406 | 986 | 8,145 | 7,510 | 2,388 | 2,250 | 1,403 | 984 | 525 | 463 | 503 | 452 |
| 31 years..... | 9,613 | 8,872 | 8,522 | 8,006 | 1,091 | 866 | 6,463 | 6,114 | 1,773 | 1,613 | 1,090 | 865 | 287 | 280 | 275 | 277 |
| 32 years..... | 10,293 | 9,501 | 8,972 | 8,425 | 1,321 | 1,076 | 6,809 | 6,276 | 1,841 | 1,816 | 1,317 | 1,076 | 326 | 333 | 319 | 322 |
| 33 years..... | 10,061 | 9,188 | 8,698 | 8,074 | 1,368 | 1,114 | 6,586 | 6,136 | 1,798 | 1,866 | 1,311 | 1,114 | 311 | 310 | 295 | 300 |
| 34 years..... | 9,328 | 8,287 | 7,942 | 7,178 | 1,386 | 1,109 | 5,902 | 5,366 | 1,744 | 1,500 | 1,381 | 1,108 | 301 | 313 | 288 | 303 |
| 30 to 34 years.. | 51,756 | 47,055 | 45,184 | 41,904 | 6,672 | 5,151 | 33,905 | 31,402 | 9,544 | 8,807 | 6,567 | 5,147 | 1,750 | 1,699 | 1,680 | 1,659 |
| 35 years..... | 9,377 | 7,855 | 7,786 | 6,725 | 1,591 | 1,130 | 5,793 | 4,998 | 1,595 | 1,408 | 1,586 | 1,130 | 403 | 324 | 333 | 314 |
| 36 years..... | 8,826 | 7,857 | 7,348 | 6,684 | 1,478 | 1,173 | 5,543 | 4,998 | 1,532 | 1,411 | 1,476 | 1,173 | 275 | 275 | 263 | 269 |
| 37 years..... | 9,003 | 7,956 | 7,538 | 6,819 | 1,420 | 1,137 | 5,763 | 5,110 | 1,535 | 1,425 | 1,416 | 1,137 | 294 | 284 | 283 | 278 |
| 38 years..... | 10,129 | 8,618 | 8,549 | 7,414 | 1,480 | 1,204 | 6,501 | 5,558 | 1,689 | 1,484 | 1,574 | 1,204 | 365 | 372 | 353 | 362 |
| 39 years..... | 9,613 | 8,456 | 8,180 | 7,344 | 1,433 | 1,112 | 6,334 | 5,516 | 1,523 | 1,461 | 1,431 | 1,111 | 325 | 368 | 312 | 356 |
| 35 to 39 years.. | 46,953 | 40,742 | 39,451 | 34,986 | 7,602 | 5,756 | 29,984 | 26,180 | 7,874 | 7,184 | 7,433 | 5,755 | 1,662 | 1,623 | 1,594 | 1,579 |
| 40 years..... | 10,095 | 8,442 | 8,366 | 7,234 | 1,729 | 1,208 | 6,357 | 5,410 | 1,612 | 1,394 | 1,724 | 1,208 | 402 | 430 | 386 | 422 |
| 41 years..... | 8,042 | 6,910 | 6,791 | 5,983 | 1,251 | 947 | 5,275 | 4,660 | 1,312 | 1,104 | 1,247 | 947 | 208 | 199 | 206 | 196 |
| 42 years..... | 8,397 | 7,376 | 7,023 | 6,341 | 1,374 | 1,035 | 5,456 | 4,972 | 1,329 | 1,115 | 1,372 | 1,035 | 240 | 254 | 232 | 253 |
| 43 years..... | 7,863 | 6,948 | 6,636 | 5,964 | 1,227 | 979 | 5,196 | 4,639 | 1,228 | 1,098 | 1,227 | 979 | 212 | 227 | 202 | 221 |
| 44 years..... | 7,636 | 6,704 | 6,337 | 5,702 | 1,299 | 1,002 | 5,001 | 4,545 | 1,111 | 962 | 1,299 | 1,002 | 225 | 195 | 214 | 189 |
| 40 to 44 years.. | 42,033 | 36,375 | 35,153 | 31,204 | 6,880 | 5,171 | 27,285 | 24,226 | 6,592 | 5,673 | 6,869 | 5,171 | 1,287 | 1,305 | 1,240 | 1,281 |
| 45 years..... | 8,974 | 6,781 | 7,339 | 5,745 | 1,635 | 1,036 | 5,682 | 4,568 | 1,280 | 887 | 1,632 | 1,036 | 330 | 290 | 369 | 281 |
| 46 years..... | 7,319 | 6,040 | 5,964 | 5,055 | 1,355 | 985 | 4,810 | 4,015 | 925 | 830 | 1,351 | 985 | 230 | 210 | 228 | 210 |
| 47 years..... | 7,081 | 5,895 | 5,815 | 4,878 | 1,266 | 1,017 | 4,649 | 3,939 | 922 | 734 | 1,264 | 1,017 | 246 | 205 | 237 | 204 |
| 48 years..... | 6,946 | 5,872 | 5,562 | 4,864 | 1,384 | 1,008 | 4,463 | 3,974 | 802 | 651 | 1,382 | 1,008 | 299 | 239 | 295 | 235 |
| 49 years..... | 6,776 | 5,790 | 5,364 | 4,675 | 1,412 | 1,115 | 4,378 | 3,824 | 726</ | | | | | | | |

GENERAL NATIVITY, AND COLOR, BY STATES AND TERRITORIES: 1900—Continued.

KANSAS.

| AGES. | AGGREGATE. | | NATIVE BORN. | | FOREIGN BORN. | | NATIVE WHITE— NATIVE PARENTS. | | NATIVE WHITE— FOREIGN PARENTS. | | FOREIGN WHITE. | | TOTAL COLORED. ¹ | | NEGRO. ² | |
|---------------------|------------|---------------|--------------|---------------|---------------|---------------|----------------------------------|---------------|-----------------------------------|---------------|-------------------|---------------|--------------------------------|---------------|---------------------|---------------|
| | Males. | Fe- males. | Males. | Fe- males. | Males. | Fe- males. | Males. | Fe- males. | Males. | Fe- males. | Males. | Fe- males. | Males. | Fe- males. | Males. | Fe- males. |
| 50 years..... | 7,772 | 6,512 | 6,049 | 5,263 | 1,723 | 1,249 | 4,374 | 4,275 | 780 | 630 | 1,721 | 1,249 | 397 | 358 | 392 | 355 |
| 51 years..... | 6,246 | 5,152 | 4,880 | 4,185 | 1,366 | 967 | 4,067 | 3,557 | 649 | 469 | 1,363 | 967 | 167 | 159 | 161 | 158 |
| 52 years..... | 6,565 | 5,234 | 5,105 | 4,192 | 1,460 | 1,042 | 4,264 | 3,531 | 490 | 490 | 1,460 | 1,042 | 215 | 171 | 211 | 167 |
| 53 years..... | 6,085 | 4,896 | 4,748 | 3,872 | 1,337 | 1,024 | 4,021 | 3,308 | 536 | 424 | 1,336 | 1,024 | 192 | 140 | 182 | 136 |
| 54 years..... | 5,943 | 4,816 | 4,493 | 3,769 | 1,450 | 1,047 | 3,714 | 3,185 | 539 | 433 | 1,448 | 1,047 | 242 | 151 | 237 | 148 |
| 50 to 54 years.. | 32,611 | 26,610 | 25,275 | 21,281 | 7,336 | 5,329 | 20,940 | 17,856 | 3,130 | 2,446 | 7,923 | 5,329 | 1,213 | 979 | 1,133 | 964 |
| 55 years..... | 6,447 | 5,177 | 4,841 | 4,043 | 1,606 | 1,134 | 4,041 | 3,410 | 556 | 443 | 1,606 | 1,134 | 244 | 190 | 243 | 184 |
| 56 years..... | 5,898 | 4,770 | 4,479 | 3,781 | 1,419 | 989 | 3,743 | 3,268 | 624 | 357 | 1,413 | 987 | 213 | 158 | 205 | 152 |
| 57 years..... | 5,290 | 4,226 | 3,911 | 3,295 | 1,379 | 931 | 3,334 | 2,861 | 455 | 309 | 1,377 | 931 | 144 | 125 | 136 | 122 |
| 58 years..... | 5,059 | 4,069 | 3,814 | 3,157 | 1,245 | 912 | 3,215 | 2,728 | 417 | 315 | 1,244 | 912 | 133 | 114 | 180 | 110 |
| 59 years..... | 4,856 | 3,773 | 3,706 | 2,934 | 1,250 | 839 | 3,116 | 2,535 | 428 | 266 | 1,250 | 839 | 162 | 133 | 155 | 126 |
| 55 to 59 years.. | 27,650 | 22,015 | 20,761 | 17,210 | 6,899 | 4,805 | 17,449 | 14,802 | 2,360 | 1,690 | 6,895 | 4,803 | 946 | 720 | 919 | 694 |
| 60 years..... | 5,211 | 4,141 | 3,778 | 3,141 | 1,433 | 1,000 | 3,076 | 2,581 | 421 | 294 | 1,433 | 1,000 | 281 | 266 | 271 | 251 |
| 61 years..... | 3,311 | 2,906 | 2,755 | 2,255 | 1,056 | 651 | 2,386 | 1,970 | 251 | 203 | 1,056 | 651 | 83 | 77 | 86 | 74 |
| 62 years..... | 4,220 | 3,196 | 3,156 | 2,462 | 1,064 | 734 | 2,729 | 2,159 | 326 | 224 | 1,064 | 733 | 101 | 70 | 95 | 70 |
| 63 years..... | 4,124 | 3,239 | 3,003 | 2,448 | 1,121 | 731 | 2,570 | 2,161 | 322 | 213 | 1,121 | 731 | 111 | 74 | 111 | 71 |
| 64 years..... | 3,809 | 2,848 | 2,735 | 2,110 | 1,014 | 733 | 2,400 | 1,824 | 279 | 204 | 1,013 | 733 | 117 | 82 | 116 | 81 |
| 60 to 64 years.. | 21,175 | 16,330 | 15,487 | 12,416 | 5,688 | 3,914 | 13,161 | 10,695 | 1,629 | 1,153 | 5,687 | 3,913 | 698 | 569 | 679 | 547 |
| 65 years..... | 3,692 | 2,859 | 2,568 | 2,079 | 1,124 | 780 | 2,143 | 1,733 | 260 | 211 | 1,123 | 780 | 166 | 135 | 163 | 133 |
| 66 years..... | 3,657 | 2,584 | 2,647 | 1,947 | 1,020 | 637 | 2,231 | 1,713 | 252 | 170 | 1,019 | 637 | 105 | 64 | 104 | 61 |
| 67 years..... | 3,223 | 2,323 | 2,301 | 1,753 | 922 | 570 | 2,003 | 1,546 | 199 | 146 | 922 | 569 | 99 | 62 | 97 | 61 |
| 68 years..... | 2,786 | 2,103 | 2,003 | 1,568 | 783 | 540 | 1,712 | 1,374 | 194 | 118 | 783 | 540 | 97 | 76 | 96 | 75 |
| 69 years..... | 2,569 | 1,918 | 1,804 | 1,432 | 765 | 486 | 1,653 | 1,262 | 166 | 97 | 765 | 486 | 85 | 73 | 83 | 70 |
| 65 to 69 years.. | 15,937 | 11,792 | 11,323 | 8,779 | 4,614 | 3,013 | 9,702 | 7,628 | 1,071 | 742 | 4,612 | 3,012 | 552 | 410 | 543 | 400 |
| 70 years..... | 2,605 | 1,941 | 1,759 | 1,427 | 846 | 514 | 1,486 | 1,182 | 145 | 118 | 846 | 514 | 128 | 127 | 126 | 123 |
| 71 years..... | 1,910 | 1,386 | 1,341 | 996 | 569 | 390 | 1,186 | 865 | 119 | 87 | 569 | 390 | 36 | 44 | 35 | 44 |
| 72 years..... | 2,039 | 1,460 | 1,409 | 1,100 | 630 | 360 | 1,229 | 946 | 122 | 111 | 630 | 360 | 58 | 43 | 56 | 41 |
| 73 years..... | 1,357 | 1,305 | 1,293 | 945 | 564 | 360 | 1,101 | 847 | 67 | 67 | 564 | 360 | 62 | 31 | 61 | 31 |
| 74 years..... | 1,563 | 1,143 | 1,103 | 843 | 455 | 300 | 943 | 732 | 114 | 80 | 455 | 300 | 51 | 31 | 49 | 30 |
| 70 to 74 years.. | 9,974 | 7,235 | 6,910 | 5,311 | 3,064 | 1,924 | 5,945 | 4,572 | 630 | 463 | 3,064 | 1,924 | 335 | 276 | 327 | 269 |
| 75 years..... | 1,471 | 1,136 | 1,010 | 834 | 461 | 302 | 857 | 696 | 87 | 71 | 460 | 302 | 67 | 67 | 66 | 64 |
| 76 years..... | 1,171 | 937 | 835 | 675 | 336 | 262 | 725 | 590 | 81 | 54 | 336 | 262 | 29 | 31 | 28 | 31 |
| 77 years..... | 1,007 | 760 | 704 | 580 | 303 | 180 | 627 | 507 | 56 | 53 | 303 | 180 | 21 | 20 | 21 | 20 |
| 78 years..... | 890 | 703 | 617 | 524 | 273 | 179 | 527 | 448 | 51 | 47 | 273 | 179 | 39 | 29 | 39 | 28 |
| 79 years..... | 765 | 603 | 558 | 446 | 207 | 157 | 476 | 380 | 50 | 44 | 207 | 157 | 32 | 22 | 30 | 22 |
| 75 to 79 years.. | 5,304 | 4,139 | 3,724 | 3,059 | 1,580 | 1,080 | 3,212 | 2,621 | 325 | 269 | 1,579 | 1,080 | 188 | 169 | 184 | 165 |
| 80 years..... | 727 | 609 | 512 | 434 | 215 | 175 | 396 | 324 | 55 | 39 | 215 | 175 | 61 | 71 | 60 | 69 |
| 81 years..... | 523 | 395 | 385 | 284 | 143 | 111 | 327 | 246 | 34 | 30 | 143 | 111 | 24 | 8 | 24 | 8 |
| 82 years..... | 455 | 370 | 352 | 280 | 103 | 90 | 299 | 232 | 42 | 30 | 103 | 90 | 11 | 18 | 11 | 18 |
| 83 years..... | 313 | 253 | 248 | 181 | 65 | 72 | 197 | 144 | 29 | 20 | 65 | 72 | 22 | 17 | 22 | 16 |
| 84 years..... | 262 | 222 | 191 | 168 | 71 | 54 | 171 | 139 | 12 | 18 | 71 | 54 | 8 | 11 | 8 | 11 |
| 80 to 84 years.. | 2,285 | 1,849 | 1,688 | 1,347 | 597 | 502 | 1,390 | 1,085 | 172 | 137 | 597 | 502 | 126 | 125 | 125 | 122 |
| 85 years..... | 238 | 203 | 175 | 148 | 63 | 55 | 139 | 113 | 17 | 19 | 63 | 55 | 19 | 16 | 19 | 16 |
| 86 years..... | 163 | 124 | 117 | 96 | 46 | 28 | 94 | 85 | 15 | 7 | 46 | 28 | 8 | 4 | 8 | 4 |
| 87 years..... | 155 | 103 | 111 | 74 | 44 | 29 | 89 | 59 | 17 | 8 | 44 | 29 | 5 | 7 | 5 | 7 |
| 88 years..... | 111 | 103 | 81 | 79 | 30 | 24 | 59 | 64 | 10 | 13 | 30 | 24 | 12 | 2 | 12 | 2 |
| 89 years..... | 85 | 79 | 57 | 67 | 28 | 12 | 41 | 52 | 6 | 6 | 28 | 12 | 10 | 9 | 10 | 9 |
| 85 to 89 years.. | 752 | 612 | 541 | 464 | 211 | 148 | 422 | 373 | 65 | 53 | 211 | 148 | 54 | 38 | 54 | 38 |
| 90 years..... | 66 | 71 | 48 | 47 | 18 | 24 | 31 | 24 | 6 | 8 | 18 | 24 | 11 | 15 | 11 | 14 |
| 91 years..... | 35 | 41 | 30 | 28 | 5 | 13 | 25 | 22 | 3 | 4 | 5 | 13 | 2 | 2 | 2 | 2 |
| 92 years..... | 50 | 24 | 39 | 19 | 11 | 6 | 25 | 16 | 4 | 4 | 11 | 6 | 10 | 3 | 10 | 3 |
| 93 years..... | 24 | 16 | 21 | 12 | 3 | 4 | 17 | 9 | 2 | 2 | 3 | 4 | 2 | 1 | 2 | 1 |
| 94 years..... | 20 | 15 | 15 | 11 | 5 | 4 | 12 | 7 | 2 | 2 | 5 | 4 | 1 | 2 | 1 | 2 |
| 90 to 94 years.. | 195 | 167 | 153 | 117 | 42 | 50 | 110 | 78 | 17 | 16 | 42 | 50 | 26 | 23 | 26 | 22 |
| 95 years..... | 13 | 11 | 9 | 9 | 4 | 2 | 4 | 5 | 1 | 1 | 4 | 2 | 5 | 3 | 5 | 3 |
| 96 years..... | 9 | 14 | 6 | 12 | 3 | 2 | 4 | 6 | 1 | 2 | 3 | 2 | 1 | 4 | 1 | 4 |
| 97 years..... | 7 | 7 | 6 | 6 | 1 | 1 | 2 | 3 | 1 | 2 | 1 | 1 | 3 | 1 | 3 | 1 |
| 98 years..... | 9 | 7 | 7 | 6 | 2 | 1 | 3 | 5 | 1 | 1 | 2 | 1 | 6 | 1 | 6 | 1 |
| 99 years..... | 5 | 4 | 1 | 4 | 4 | | 1 | 1 | | | 4 | | 3 | | 3 | |
| 95 to 99 years.. | 43 | 43 | 29 | 37 | 14 | 6 | 11 | 20 | 3 | 5 | 14 | 6 | 15 | 12 | 15 | 12 |
| 100 years and over. | 18 | 28 | 15 | 26 | 3 | 2 | | 3 | 1 | | 3 | 2 | 14 | 23 | 14 | 22 |
| Age unknown.... | 2,049 | 1,006 | 1,892 | 924 | 157 | 82 | 1,549 | 610 | 83 | 50 | 155 | 82 | 262 | 264 | 259 | 263 |

¹ Persons of negro descent, Chinese, Japanese, and Indians.

² Includes all persons of negro descent.

STATISTICS OF POPULATION.

TABLE 2.—AGES OF THE AGGREGATE POPULATION, CLASSIFIED BY SEX,
KENTUCKY.

| AGES. | AGGREGATE. | | NATIVE BORN. | | FOREIGN BORN. | | NATIVE WHITE— NATIVE PARENTS. | | NATIVE WHITE— FOREIGN PARENTS. | | FOREIGN WHITE. | | TOTAL COLORED. ¹ | | NEGRO. ² | |
|----------------|------------|---------------|--------------|---------------|---------------|---------------|----------------------------------|---------------|-----------------------------------|---------------|-------------------|---------------|--------------------------------|---------------|---------------------|---------------|
| | Males. | Fe- males. | Males. | Fe- males. | Males. | Fe- males. | Males. | Fe- males. | Males. | Fe- males. | Males. | Fe- males. | Males. | Fe- males. | Males. | Fe- males. |
| All ages | 1,090,227 | 1,056,947 | 1,063,697 | 1,033,228 | 26,580 | 23,719 | 854,002 | 819,411 | 67,606 | 71,157 | 26,440 | 23,693 | 142,179 | 142,686 | 142,078 | 142,633 |
| Under 1 month | 2,604 | 2,508 | 2,604 | 2,508 | | | 2,232 | 2,102 | 64 | 90 | | | 308 | 316 | 308 | 316 |
| 1 to 2 months | 5,485 | 5,353 | 5,485 | 5,353 | | | 4,690 | 4,631 | 157 | 130 | | | 638 | 592 | 638 | 592 |
| 3 to 5 months | 8,064 | 7,871 | 8,064 | 7,871 | | | 6,882 | 6,707 | 258 | 269 | | | 929 | 895 | 929 | 895 |
| 6 to 8 months | 7,771 | 7,578 | 7,771 | 7,578 | | | 6,813 | 6,617 | 230 | 241 | | | 723 | 720 | 722 | 719 |
| 9 to 11 months | 7,370 | 7,186 | 7,370 | 7,186 | | 1 | 6,430 | 6,185 | 220 | 225 | | 1 | 720 | 775 | 720 | 774 |
| Under 1 year | 31,294 | 30,496 | 31,294 | 30,496 | | 1 | 27,052 | 26,242 | 924 | 955 | | 1 | 3,318 | 3,298 | 3,317 | 3,296 |
| 1 year | 28,124 | 26,928 | 28,121 | 26,927 | 3 | 1 | 24,287 | 23,137 | 911 | 870 | 3 | 1 | 2,923 | 2,920 | 2,920 | 2,920 |
| 2 years | 27,947 | 27,289 | 27,942 | 27,281 | 5 | 8 | 23,870 | 23,107 | 990 | 963 | 4 | 8 | 3,083 | 3,211 | 3,082 | 3,210 |
| 3 years | 25,313 | 27,497 | 25,304 | 27,494 | 9 | 3 | 24,042 | 23,329 | 1,011 | 998 | 9 | 3 | 3,251 | 3,167 | 3,246 | 3,165 |
| 4 years | 28,671 | 27,671 | 28,659 | 27,661 | 12 | 10 | 24,354 | 23,290 | 1,067 | 1,057 | 12 | 10 | 3,238 | 3,314 | 3,237 | 3,313 |
| 1 to 4 years | 113,055 | 109,385 | 113,026 | 109,363 | 29 | 22 | 96,553 | 92,863 | 3,979 | 3,888 | 28 | 22 | 12,495 | 12,612 | 12,485 | 12,608 |
| 5 years | 28,135 | 27,604 | 28,125 | 27,593 | 10 | 11 | 23,795 | 23,063 | 1,089 | 1,181 | 10 | 11 | 3,241 | 3,349 | 3,237 | 3,347 |
| 6 years | 29,069 | 28,457 | 29,057 | 28,442 | 12 | 15 | 24,433 | 23,722 | 1,153 | 1,169 | 11 | 15 | 3,472 | 3,551 | 3,472 | 3,546 |
| 7 years | 27,774 | 26,790 | 27,755 | 26,764 | 19 | 26 | 23,325 | 22,262 | 1,178 | 1,234 | 19 | 26 | 3,252 | 3,268 | 3,252 | 3,267 |
| 8 years | 27,846 | 26,993 | 27,816 | 26,966 | 30 | 27 | 23,115 | 22,304 | 1,261 | 1,289 | 30 | 26 | 3,440 | 3,374 | 3,437 | 3,373 |
| 9 years | 25,898 | 24,693 | 25,862 | 24,654 | 36 | 39 | 21,474 | 20,282 | 1,209 | 1,200 | 36 | 38 | 3,179 | 3,173 | 3,177 | 3,172 |
| 5 to 9 years | 138,722 | 134,537 | 138,615 | 134,419 | 107 | 118 | 116,142 | 111,633 | 5,890 | 6,073 | 106 | 116 | 16,584 | 16,715 | 16,575 | 16,705 |
| 10 years | 27,930 | 26,969 | 27,886 | 26,922 | 44 | 47 | 23,005 | 22,129 | 1,300 | 1,372 | 44 | 46 | 3,581 | 3,422 | 3,577 | 3,419 |
| 11 years | 24,816 | 24,315 | 24,762 | 24,266 | 54 | 49 | 20,576 | 19,895 | 1,182 | 1,258 | 54 | 49 | 3,004 | 3,113 | 3,003 | 3,112 |
| 12 years | 25,796 | 24,892 | 25,725 | 24,830 | 71 | 62 | 21,043 | 20,100 | 1,264 | 1,272 | 71 | 62 | 3,413 | 3,458 | 3,413 | 3,457 |
| 13 years | 24,828 | 24,233 | 24,766 | 24,159 | 62 | 74 | 20,177 | 19,513 | 1,284 | 1,351 | 62 | 72 | 3,305 | 3,297 | 3,304 | 3,294 |
| 14 years | 24,287 | 23,587 | 24,222 | 23,493 | 66 | 94 | 19,615 | 18,810 | 1,363 | 1,351 | 64 | 93 | 3,240 | 3,333 | 3,238 | 3,333 |
| 10 to 14 years | 127,657 | 123,996 | 127,361 | 123,670 | 296 | 326 | 104,416 | 100,447 | 6,398 | 6,604 | 295 | 322 | 16,548 | 16,623 | 16,540 | 16,615 |
| 15 years | 23,773 | 23,203 | 23,682 | 23,119 | 91 | 84 | 19,101 | 18,560 | 1,369 | 1,414 | 90 | 83 | 3,213 | 3,146 | 3,210 | 3,143 |
| 16 years | 23,950 | 24,085 | 23,829 | 23,973 | 121 | 112 | 19,193 | 19,211 | 1,476 | 1,480 | 121 | 112 | 3,160 | 3,282 | 3,157 | 3,281 |
| 17 years | 22,446 | 22,238 | 22,308 | 22,086 | 138 | 152 | 17,999 | 17,675 | 1,406 | 1,426 | 138 | 151 | 2,903 | 2,986 | 2,900 | 2,985 |
| 18 years | 23,224 | 23,569 | 23,055 | 23,398 | 169 | 171 | 18,407 | 18,471 | 1,432 | 1,513 | 169 | 171 | 3,216 | 3,409 | 3,213 | 3,407 |
| 19 years | 20,752 | 21,527 | 20,594 | 21,348 | 158 | 179 | 16,341 | 16,629 | 1,413 | 1,513 | 157 | 179 | 2,841 | 3,201 | 2,837 | 3,200 |
| 15 to 19 years | 114,145 | 114,622 | 113,468 | 113,924 | 677 | 698 | 91,041 | 90,546 | 7,096 | 7,856 | 675 | 696 | 15,333 | 16,024 | 15,317 | 16,016 |
| 20 years | 21,358 | 22,990 | 21,161 | 22,791 | 197 | 199 | 16,554 | 17,453 | 1,496 | 1,704 | 197 | 199 | 3,111 | 3,634 | 3,111 | 3,633 |
| 21 years | 21,045 | 20,834 | 20,819 | 20,621 | 226 | 213 | 16,251 | 16,114 | 1,596 | 1,619 | 225 | 212 | 2,973 | 2,889 | 2,972 | 2,889 |
| 22 years | 21,741 | 22,579 | 21,434 | 22,364 | 257 | 215 | 16,679 | 17,297 | 1,667 | 1,789 | 253 | 214 | 3,142 | 3,279 | 3,140 | 3,279 |
| 23 years | 19,502 | 20,160 | 19,272 | 19,931 | 230 | 229 | 14,848 | 14,993 | 1,623 | 1,787 | 228 | 228 | 2,803 | 3,152 | 2,803 | 3,152 |
| 24 years | 19,846 | 20,193 | 19,575 | 19,946 | 271 | 247 | 14,952 | 14,955 | 1,729 | 1,919 | 269 | 247 | 2,896 | 3,072 | 2,895 | 3,072 |
| 20 to 24 years | 108,492 | 106,756 | 102,311 | 105,653 | 1,181 | 1,103 | 79,284 | 80,812 | 8,111 | 8,818 | 1,172 | 1,100 | 14,925 | 16,026 | 14,921 | 16,025 |
| 25 years | 19,774 | 20,429 | 19,481 | 20,151 | 293 | 278 | 14,589 | 14,845 | 1,662 | 1,973 | 292 | 276 | 3,281 | 3,335 | 3,279 | 3,334 |
| 26 years | 18,013 | 18,097 | 17,763 | 17,845 | 250 | 252 | 13,532 | 13,387 | 1,624 | 1,510 | 248 | 252 | 2,559 | 2,648 | 2,558 | 2,647 |
| 27 years | 17,519 | 17,226 | 17,219 | 16,971 | 300 | 255 | 13,279 | 12,807 | 1,598 | 1,529 | 299 | 254 | 2,343 | 2,336 | 2,343 | 2,336 |
| 28 years | 17,702 | 16,913 | 17,392 | 16,635 | 310 | 283 | 13,034 | 12,330 | 1,685 | 1,787 | 308 | 283 | 2,672 | 2,518 | 2,670 | 2,515 |
| 29 years | 14,724 | 14,537 | 14,428 | 14,262 | 296 | 275 | 11,007 | 10,636 | 1,520 | 1,624 | 293 | 275 | 1,904 | 2,002 | 1,903 | 2,001 |
| 25 to 29 years | 87,732 | 87,207 | 86,283 | 85,864 | 1,449 | 1,343 | 65,441 | 64,005 | 8,092 | 9,023 | 1,440 | 1,340 | 12,759 | 12,839 | 12,753 | 12,833 |
| 30 years | 19,027 | 18,224 | 18,593 | 17,889 | 434 | 335 | 13,504 | 12,797 | 1,814 | 1,984 | 431 | 334 | 3,278 | 3,109 | 3,276 | 3,109 |
| 31 years | 12,280 | 11,832 | 11,964 | 11,671 | 316 | 261 | 9,442 | 9,089 | 1,329 | 1,357 | 314 | 261 | 1,195 | 1,175 | 1,193 | 1,175 |
| 32 years | 14,357 | 13,832 | 13,941 | 13,430 | 416 | 342 | 10,814 | 10,268 | 1,543 | 1,551 | 412 | 340 | 1,388 | 1,673 | 1,388 | 1,672 |
| 33 years | 13,765 | 13,130 | 13,361 | 12,815 | 404 | 315 | 10,469 | 9,838 | 1,413 | 1,446 | 402 | 314 | 1,481 | 1,532 | 1,479 | 1,531 |
| 34 years | 12,840 | 12,285 | 12,378 | 11,967 | 462 | 318 | 9,468 | 8,920 | 1,332 | 1,467 | 459 | 317 | 1,581 | 1,581 | 1,580 | 1,581 |
| 30 to 34 years | 72,269 | 69,308 | 70,237 | 67,732 | 2,032 | 1,571 | 53,697 | 50,862 | 7,431 | 7,805 | 2,013 | 1,566 | 9,123 | 9,070 | 9,113 | 9,068 |
| 35 years | 14,741 | 13,570 | 14,192 | 13,156 | 549 | 414 | 10,038 | 9,241 | 1,390 | 1,422 | 541 | 414 | 2,772 | 2,493 | 2,769 | 2,493 |
| 36 years | 12,005 | 11,528 | 11,496 | 11,156 | 509 | 372 | 8,732 | 8,151 | 1,214 | 1,320 | 503 | 372 | 1,556 | 1,685 | 1,554 | 1,684 |
| 37 years | 11,681 | 10,961 | 11,219 | 10,612 | 462 | 349 | 8,594 | 7,847 | 1,236 | 1,296 | 461 | 347 | 1,390 | 1,471 | 1,388 | 1,469 |
| 38 years | 13,790 | 12,927 | 13,258 | 12,608 | 532 | 319 | 10,009 | 9,373 | 1,404 | 1,511 | 531 | 319 | 1,846 | 1,724 | 1,843 | 1,723 |
| 39 years | 12,778 | 11,838 | 12,280 | 11,477 | 498 | 361 | 9,196 | 8,484 | 1,408 | 1,400 | 492 | 361 | 1,682 | 1,593 | 1,678 | 1,592 |
| 35 to 39 years | 64,995 | 60,824 | 62,445 | 59,009 | 2,550 | 1,815 | 46,569 | 43,096 | 6,652 | 6,949 | 2,528 | 1,813 | 9,246 | 8,966 | 9,232 | 8,961 |
| 40 years | 15,413 | 14,087 | 14,815 | 13,662 | 598 | 425 | 10,157 | 9,211 | 1,440 | 1,525 | 591 | 425 | 3,225 | 2,926 | 3,221 | 2,925 |
| 41 years | 9,905 | 8,651 | 9,500 | 8,359 | 405 | 292 | 7,452 | 6,495 | 1,070 | 1,057 | 405 | 292 | 978 | 807 | 976 | 806 |
| 42 years | 11,241 | 10,220 | 10,739 | 9,878 | 502 | 342 | 8,269 | 7,454 | 1,143 | 1,199 | 500 | 342 | 1,329 | 1,225 | 1,325 | 1,225 |
| 43 years | 9,665 | 8,953 | 9,261 | 8,661 | 404 | 292 | 7,342 | 6,679 | 931 | 999 | 401 | 292 | 991 | 933 | 988 | 933 |
| 44 years | 9,984 | 9,252 | 9,469 | 8,904 | 465 | 348 | 7,566 | 6,969 | 843 | 887 | 463 | 348 | 1,057 | 1,048 | 1,056 | 1,047 |
| 40 to 44 years | 56,158 | 51,163 | 53,784 | 49,464 | 2,374 | 1,699 | 40,786 | 36,808 | 5,432 | 5,667 | 2,360 | 1,699 | 7,580 | 6,989 | 7,566 | 6,986 |
| 45 years | 11,633 | 10,678 | 11,062 | 10,230 | 571 | 448 | 8,050 | 7,349 | 907 | 922 | 569 | 448 | 2,107 | 1,959 | 2,106 | 1,959 |
| 46 years | 8,740 | 7,909 | 8,333 | 7,562 | 402 | 347 | 6,727 | 5,941 | 650 | 695 | 401 | 346 | 962 | 927 | 961 | 927 |
| 47 years | 8,369 | 7,684 | 7,893 | 7,309 | 476 | 375 | 6,440 | 5,837 | 595 | 637 | 474 | 375 | 857 | 835 | 855 | 835 |
| 48 years | 8,367 | 8,073 | 7,835 | 7,624 | 532 | 449 | 6,191 | 5,846 | 497 | | | | | | | |

GENERAL NATIVITY, AND COLOR, BY STATES AND TERRITORIES: 1900—Continued.

KENTUCKY.

| AGES. | AGGREGATE. | | NATIVE BORN. | | FOREIGN BORN. | | NATIVE WHITE— NATIVE PARENTS. | | NATIVE WHITE— FOREIGN PARENTS. | | FOREIGN WHITE. | | TOTAL COLORED. ¹ | | NEGRO ² | |
|---------------------|------------|---------------|--------------|---------------|---------------|---------------|----------------------------------|---------------|-----------------------------------|---------------|-------------------|---------------|--------------------------------|---------------|--------------------|---------------|
| | Males. | Fe- males. | Males. | Fe- males. | Males. | Fe- males. | Males. | Fe- males. | Males. | Fe- males. | Males. | Fe- males. | Males. | Fe- males. | Males. | Fe- males. |
| 50 years..... | 11,390 | 10,518 | 10,665 | 9,793 | 725 | 725 | 7,729 | 6,865 | 485 | 569 | 725 | 725 | 2,451 | 2,359 | 2,449 | 2,359 |
| 51 years..... | 7,264 | 6,111 | 6,741 | 5,643 | 523 | 463 | 5,679 | 4,715 | 361 | 376 | 523 | 463 | 701 | 557 | 701 | 557 |
| 52 years..... | 8,272 | 7,172 | 7,609 | 6,643 | 663 | 524 | 6,299 | 5,464 | 381 | 368 | 663 | 524 | 929 | 816 | 928 | 816 |
| 53 years..... | 6,936 | 6,138 | 6,417 | 5,643 | 519 | 490 | 5,373 | 4,757 | 301 | 280 | 519 | 490 | 743 | 611 | 743 | 610 |
| 54 years..... | 6,740 | 6,295 | 6,173 | 5,746 | 567 | 549 | 5,124 | 4,763 | 281 | 283 | 565 | 549 | 770 | 700 | 769 | 700 |
| 50 to 54 years.. | 40,602 | 36,234 | 37,605 | 33,483 | 2,997 | 2,751 | 30,204 | 26,564 | 1,809 | 1,876 | 2,995 | 2,751 | 5,594 | 5,043 | 5,590 | 5,042 |
| 55 years..... | 7,639 | 7,211 | 6,990 | 6,550 | 649 | 661 | 5,471 | 5,114 | 265 | 307 | 648 | 661 | 1,255 | 1,129 | 1,254 | 1,129 |
| 56 years..... | 6,539 | 5,793 | 5,972 | 5,325 | 567 | 468 | 4,907 | 4,444 | 245 | 228 | 567 | 468 | 820 | 653 | 820 | 653 |
| 57 years..... | 5,514 | 4,998 | 4,988 | 4,513 | 526 | 485 | 4,223 | 3,810 | 219 | 221 | 525 | 484 | 547 | 483 | 547 | 483 |
| 58 years..... | 5,085 | 4,531 | 4,590 | 4,554 | 495 | 477 | 3,829 | 3,829 | 171 | 191 | 495 | 477 | 590 | 534 | 590 | 534 |
| 59 years..... | 4,789 | 4,651 | 4,308 | 4,182 | 481 | 469 | 3,621 | 3,506 | 172 | 171 | 479 | 469 | 517 | 505 | 517 | 505 |
| 55 to 59 years.. | 29,566 | 27,634 | 26,848 | 25,124 | 2,718 | 2,560 | 22,051 | 20,703 | 1,072 | 1,118 | 2,714 | 2,559 | 3,729 | 3,304 | 3,728 | 3,304 |
| 60 years..... | 6,545 | 6,657 | 5,889 | 5,900 | 656 | 757 | 4,270 | 4,141 | 163 | 212 | 655 | 757 | 1,457 | 1,547 | 1,457 | 1,547 |
| 61 years..... | 3,726 | 3,543 | 3,304 | 3,113 | 422 | 430 | 2,916 | 2,721 | 112 | 141 | 421 | 430 | 277 | 251 | 277 | 251 |
| 62 years..... | 4,236 | 4,119 | 3,763 | 3,643 | 473 | 476 | 3,275 | 3,188 | 111 | 129 | 473 | 476 | 377 | 326 | 377 | 326 |
| 63 years..... | 4,374 | 3,849 | 3,889 | 3,396 | 485 | 463 | 3,416 | 2,986 | 103 | 110 | 485 | 463 | 370 | 300 | 370 | 299 |
| 64 years..... | 3,837 | 3,615 | 3,406 | 3,166 | 431 | 449 | 2,944 | 2,749 | 120 | 96 | 430 | 449 | 343 | 321 | 343 | 321 |
| 60 to 64 years.. | 22,718 | 21,783 | 20,251 | 19,213 | 2,467 | 2,565 | 16,321 | 15,785 | 609 | 688 | 2,464 | 2,565 | 2,824 | 2,745 | 2,824 | 2,744 |
| 65 years..... | 4,478 | 4,424 | 3,890 | 3,836 | 588 | 588 | 3,040 | 2,916 | 102 | 103 | 588 | 588 | 748 | 817 | 748 | 816 |
| 66 years..... | 3,526 | 3,232 | 3,087 | 2,844 | 439 | 388 | 2,658 | 2,453 | 85 | 97 | 439 | 387 | 344 | 295 | 343 | 295 |
| 67 years..... | 3,343 | 3,018 | 2,954 | 2,589 | 389 | 429 | 2,520 | 2,242 | 104 | 85 | 389 | 429 | 330 | 262 | 329 | 262 |
| 68 years..... | 2,875 | 2,761 | 2,504 | 2,365 | 371 | 396 | 2,167 | 2,012 | 51 | 55 | 371 | 396 | 286 | 298 | 286 | 298 |
| 69 years..... | 2,570 | 2,539 | 2,201 | 2,176 | 369 | 363 | 1,935 | 1,894 | 43 | 52 | 369 | 363 | 223 | 230 | 223 | 230 |
| 65 to 69 years.. | 16,792 | 15,974 | 14,636 | 13,810 | 2,156 | 2,164 | 12,320 | 11,517 | 385 | 392 | 2,156 | 2,163 | 1,931 | 1,902 | 1,929 | 1,901 |
| 70 years..... | 3,347 | 3,473 | 2,879 | 2,975 | 463 | 498 | 2,132 | 2,106 | 65 | 66 | 467 | 497 | 683 | 804 | 683 | 804 |
| 71 years..... | 1,978 | 1,820 | 1,708 | 1,546 | 270 | 274 | 1,537 | 1,391 | 44 | 35 | 270 | 274 | 127 | 120 | 127 | 120 |
| 72 years..... | 2,152 | 2,060 | 1,874 | 1,783 | 278 | 272 | 1,632 | 1,565 | 49 | 52 | 278 | 272 | 193 | 171 | 192 | 171 |
| 73 years..... | 2,006 | 1,808 | 1,734 | 1,558 | 272 | 255 | 1,509 | 1,361 | 56 | 33 | 272 | 255 | 169 | 159 | 169 | 159 |
| 74 years..... | 1,757 | 1,695 | 1,510 | 1,460 | 247 | 235 | 1,331 | 1,260 | 41 | 34 | 247 | 235 | 133 | 166 | 133 | 166 |
| 70 to 74 years.. | 11,240 | 10,856 | 9,705 | 9,322 | 1,535 | 1,534 | 8,141 | 7,683 | 255 | 220 | 1,534 | 1,533 | 1,310 | 1,420 | 1,309 | 1,420 |
| 75 years..... | 2,035 | 2,044 | 1,762 | 1,785 | 283 | 259 | 1,380 | 1,337 | 38 | 47 | 283 | 259 | 334 | 401 | 334 | 401 |
| 76 years..... | 1,936 | 1,815 | 1,193 | 1,155 | 203 | 160 | 1,034 | 994 | 40 | 39 | 203 | 160 | 119 | 122 | 119 | 122 |
| 77 years..... | 1,263 | 1,159 | 1,091 | 1,013 | 172 | 146 | 954 | 874 | 32 | 40 | 172 | 146 | 105 | 99 | 105 | 99 |
| 78 years..... | 1,089 | 1,085 | 942 | 969 | 147 | 116 | 817 | 816 | 23 | 31 | 147 | 116 | 102 | 122 | 102 | 122 |
| 79 years..... | 969 | 892 | 839 | 780 | 130 | 112 | 730 | 646 | 24 | 27 | 130 | 112 | 85 | 107 | 85 | 107 |
| 75 to 79 years.. | 6,752 | 6,495 | 5,817 | 5,702 | 935 | 793 | 4,915 | 4,667 | 157 | 184 | 935 | 793 | 745 | 851 | 745 | 851 |
| 80 years..... | 1,063 | 1,100 | 960 | 985 | 103 | 115 | 732 | 658 | 32 | 17 | 103 | 114 | 196 | 311 | 196 | 311 |
| 81 years..... | 623 | 552 | 553 | 485 | 75 | 67 | 497 | 425 | 15 | 12 | 75 | 67 | 41 | 48 | 41 | 48 |
| 82 years..... | 560 | 546 | 519 | 486 | 41 | 60 | 457 | 408 | 10 | 17 | 41 | 60 | 52 | 61 | 52 | 61 |
| 83 years..... | 468 | 426 | 412 | 386 | 56 | 40 | 357 | 322 | 15 | 18 | 56 | 40 | 40 | 46 | 40 | 46 |
| 84 years..... | 365 | 370 | 316 | 325 | 49 | 45 | 273 | 276 | 13 | 5 | 49 | 45 | 30 | 44 | 30 | 44 |
| 80 to 84 years.. | 3,084 | 2,994 | 2,760 | 2,667 | 324 | 327 | 2,316 | 2,089 | 85 | 69 | 324 | 326 | 359 | 510 | 359 | 510 |
| 85 years..... | 324 | 329 | 290 | 298 | 34 | 31 | 229 | 238 | 9 | 5 | 34 | 31 | 52 | 55 | 52 | 55 |
| 86 years..... | 212 | 228 | 191 | 200 | 21 | 28 | 153 | 168 | 3 | 6 | 21 | 28 | 35 | 26 | 35 | 26 |
| 87 years..... | 212 | 227 | 193 | 210 | 19 | 17 | 154 | 184 | 6 | 5 | 19 | 17 | 33 | 21 | 33 | 21 |
| 88 years..... | 167 | 181 | 141 | 162 | 16 | 19 | 111 | 134 | 4 | 4 | 16 | 19 | 26 | 24 | 26 | 24 |
| 89 years..... | 124 | 120 | 115 | 110 | 9 | 10 | 88 | 87 | 3 | 5 | 9 | 10 | 24 | 18 | 24 | 18 |
| 85 to 89 years.. | 1,022 | 1,085 | 930 | 980 | 99 | 105 | 735 | 811 | 25 | 25 | 99 | 105 | 170 | 144 | 170 | 144 |
| 90 years..... | 112 | 154 | 98 | 141 | 14 | 13 | 64 | 68 | 1 | 3 | 14 | 13 | 33 | 70 | 33 | 70 |
| 91 years..... | 40 | 51 | 39 | 47 | 1 | 4 | 33 | 34 | 1 | 3 | 1 | 4 | 5 | 10 | 5 | 10 |
| 92 years..... | 38 | 51 | 38 | 48 | 2 | 3 | 28 | 34 | 2 | 1 | 2 | 3 | 8 | 13 | 7 | 13 |
| 93 years..... | 29 | 40 | 27 | 38 | 2 | 2 | 15 | 29 | 1 | 2 | 2 | 2 | 11 | 9 | 11 | 9 |
| 94 years..... | 19 | 25 | 18 | 22 | 1 | 3 | 13 | 14 | 1 | 1 | 1 | 3 | 4 | 7 | 4 | 7 |
| 90 to 94 years.. | 233 | 321 | 220 | 296 | 18 | 25 | 153 | 179 | 6 | 8 | 18 | 25 | 61 | 109 | 60 | 109 |
| 95 years..... | 25 | 33 | 18 | 30 | 7 | 3 | 5 | 12 | 1 | 1 | 7 | 3 | 12 | 17 | 12 | 17 |
| 96 years..... | 14 | 18 | 10 | 17 | 4 | 1 | 5 | 7 | 1 | 1 | 4 | 1 | 4 | 9 | 4 | 9 |
| 97 years..... | 11 | 18 | 8 | 14 | 3 | 4 | 6 | 8 | 1 | 1 | 3 | 4 | 2 | 6 | 2 | 6 |
| 98 years..... | 10 | 14 | 10 | 14 | 3 | 4 | 3 | 4 | 1 | 1 | 3 | 4 | 7 | 10 | 7 | 10 |
| 99 years..... | 7 | 10 | 7 | 9 | 1 | 1 | 4 | 4 | 1 | 2 | 1 | 2 | 7 | 3 | 7 | 3 |
| 95 to 99 years.. | 67 | 93 | 53 | 84 | 14 | 9 | 19 | 35 | 2 | 4 | 14 | 9 | 32 | 45 | 32 | 45 |
| 100 years and over. | 33 | 74 | 31 | 74 | 2 | 2 | 9 | 19 | 1 | 1 | 2 | 2 | 21 | 55 | 21 | 55 |
| Age unknown.... | 3,704 | 3,070 | 3,606 | 2,975 | 98 | 95 | 2,078 | 1,436 | 46 | 34 | 98 | 95 | 1,482 | 1,505 | 1,482 | 1,505 |

¹Persons of negro descent, Chinese, Japanese, and Indians.

²Includes all persons of negro descent.

STATISTICS OF POPULATION.

TABLE 2.—AGES OF THE AGGREGATE POPULATION, CLASSIFIED BY SEX,
LOUISIANA.

| AGES. | AGGREGATE. | | NATIVE BORN. | | FOREIGN BORN. | | NATIVE WHITE— NATIVE PARENTS. | | NATIVE WHITE— FOREIGN PARENTS. | | FOREIGN WHITE. | | TOTAL COLORED. ¹ | | NEGRO. ² | |
|----------------------|------------|---------------|--------------|---------------|---------------|---------------|----------------------------------|---------------|-----------------------------------|---------------|-------------------|---------------|--------------------------------|---------------|---------------------|---------------|
| | Males. | Fe- males. | Males. | Fe- males. | Males. | Fe- males. | Males. | Fe- males. | Males. | Fe- males. | Males. | Fe- males. | Males. | Fe- males. | Males. | Fe- males. |
| All ages | 694,733 | 686,892 | 665,038 | 663,684 | 29,695 | 23,208 | 290,111 | 279,851 | 52,197 | 55,600 | 28,834 | 23,019 | 323,591 | 328,422 | 322,664 | 328,140 |
| Under 1 month | 1,359 | 1,261 | 1,358 | 1,261 | 1 | | 649 | 586 | 61 | 65 | 1 | | 648 | 610 | 648 | 609 |
| 1 to 2 months | 3,339 | 3,269 | 3,337 | 3,268 | 2 | 1 | 1,586 | 1,481 | 185 | 199 | 2 | 1 | 1,566 | 1,638 | 1,564 | 1,588 |
| 3 to 5 months | 5,725 | 5,776 | 5,721 | 5,771 | 4 | 5 | 2,720 | 2,796 | 331 | 297 | 4 | 5 | 2,670 | 2,678 | 2,664 | 2,674 |
| 6 to 8 months | 5,061 | 5,026 | 5,058 | 5,025 | 3 | 1 | 2,709 | 2,601 | 302 | 315 | 3 | 1 | 2,647 | 2,109 | 2,045 | 2,109 |
| 9 to 11 months | 4,161 | 4,107 | 4,153 | 4,105 | 3 | 2 | 2,234 | 2,114 | 221 | 202 | 3 | 2 | 1,698 | 1,789 | 1,695 | 1,789 |
| Under 1 year | 19,645 | 19,489 | 19,627 | 19,430 | 18 | 9 | 9,898 | 9,578 | 1,100 | 1,078 | 18 | 9 | 8,629 | 8,774 | 8,616 | 8,769 |
| 1 year | 19,187 | 18,922 | 19,164 | 18,899 | 23 | 23 | 9,404 | 9,131 | 958 | 922 | 23 | 23 | 8,802 | 8,846 | 8,795 | 8,833 |
| 2 years | 20,831 | 20,305 | 20,769 | 20,250 | 62 | 55 | 10,043 | 9,556 | 1,039 | 1,062 | 62 | 55 | 9,687 | 9,682 | 9,673 | 9,617 |
| 3 years | 20,175 | 20,088 | 20,092 | 19,993 | 83 | 95 | 9,542 | 9,400 | 1,017 | 996 | 83 | 95 | 9,532 | 9,597 | 9,520 | 9,587 |
| 4 years | 20,828 | 19,986 | 20,781 | 19,910 | 97 | 76 | 10,013 | 9,244 | 992 | 1,017 | 97 | 76 | 9,727 | 9,649 | 9,708 | 9,641 |
| 1 to 4 years | 81,021 | 79,301 | 80,756 | 79,052 | 265 | 249 | 39,002 | 37,331 | 4,006 | 3,997 | 265 | 249 | 37,748 | 37,724 | 37,696 | 37,678 |
| 5 years | 20,205 | 20,206 | 20,119 | 20,109 | 86 | 97 | 9,448 | 9,277 | 1,006 | 1,009 | 86 | 96 | 9,665 | 9,824 | 9,654 | 9,817 |
| 6 years | 19,893 | 19,735 | 19,794 | 19,630 | 99 | 105 | 9,130 | 8,847 | 1,023 | 1,016 | 99 | 105 | 9,641 | 9,767 | 9,629 | 9,763 |
| 7 years | 19,789 | 19,126 | 19,659 | 18,995 | 130 | 131 | 8,978 | 8,679 | 1,047 | 1,001 | 130 | 129 | 9,634 | 9,817 | 9,625 | 9,308 |
| 8 years | 19,552 | 18,719 | 19,434 | 18,594 | 118 | 125 | 8,804 | 8,281 | 976 | 1,003 | 118 | 125 | 9,654 | 9,810 | 9,647 | 9,304 |
| 9 years | 17,749 | 16,881 | 17,593 | 16,741 | 156 | 140 | 8,084 | 7,630 | 958 | 951 | 154 | 138 | 8,558 | 8,162 | 8,542 | 8,158 |
| 5 to 9 years | 97,188 | 94,667 | 96,599 | 94,069 | 589 | 598 | 44,444 | 42,714 | 5,010 | 4,980 | 587 | 593 | 47,147 | 46,380 | 47,097 | 46,350 |
| 10 years | 19,359 | 18,421 | 19,125 | 18,262 | 234 | 159 | 8,558 | 8,074 | 995 | 969 | 233 | 159 | 9,573 | 9,219 | 9,560 | 9,214 |
| 11 years | 15,997 | 15,688 | 15,808 | 15,516 | 189 | 172 | 7,556 | 7,464 | 892 | 897 | 188 | 171 | 7,361 | 7,136 | 7,360 | 7,126 |
| 12 years | 18,185 | 17,737 | 17,943 | 17,582 | 242 | 205 | 7,722 | 7,485 | 945 | 959 | 242 | 204 | 9,262 | 9,123 | 9,251 | 9,116 |
| 13 years | 16,134 | 15,973 | 16,326 | 15,798 | 208 | 175 | 7,117 | 7,046 | 877 | 983 | 207 | 173 | 7,833 | 7,771 | 7,830 | 7,767 |
| 14 years | 15,898 | 15,993 | 15,681 | 15,799 | 217 | 194 | 7,053 | 6,883 | 955 | 1,002 | 212 | 192 | 7,678 | 7,916 | 7,680 | 7,910 |
| 10 to 14 years | 85,573 | 83,812 | 84,483 | 82,907 | 1,090 | 905 | 38,006 | 36,952 | 4,778 | 4,796 | 1,082 | 899 | 41,707 | 41,165 | 41,670 | 41,133 |
| 15 years | 14,866 | 15,223 | 14,618 | 15,017 | 248 | 206 | 6,694 | 6,670 | 981 | 1,001 | 247 | 205 | 6,994 | 7,347 | 6,987 | 7,338 |
| 16 years | 14,630 | 15,568 | 14,890 | 15,349 | 240 | 219 | 6,684 | 6,741 | 1,009 | 1,045 | 233 | 219 | 6,699 | 7,533 | 6,688 | 7,560 |
| 17 years | 13,722 | 14,455 | 13,490 | 14,235 | 232 | 220 | 6,229 | 6,401 | 951 | 1,070 | 228 | 217 | 6,314 | 6,767 | 6,306 | 6,757 |
| 18 years | 14,877 | 15,474 | 14,614 | 15,221 | 263 | 253 | 6,347 | 6,393 | 1,083 | 1,132 | 260 | 251 | 7,132 | 7,698 | 7,171 | 7,692 |
| 19 years | 13,081 | 13,838 | 12,816 | 13,581 | 265 | 257 | 5,744 | 5,853 | 1,076 | 1,126 | 260 | 256 | 6,001 | 6,603 | 5,993 | 6,599 |
| 15 to 19 years | 71,176 | 74,558 | 69,928 | 73,403 | 1,248 | 1,155 | 31,698 | 32,058 | 5,055 | 5,374 | 1,233 | 1,148 | 33,190 | 35,978 | 33,145 | 35,946 |
| 20 years | 14,187 | 17,106 | 13,873 | 16,802 | 314 | 304 | 5,707 | 6,516 | 1,066 | 1,257 | 309 | 301 | 7,105 | 9,082 | 7,092 | 9,020 |
| 21 years | 13,233 | 12,849 | 13,002 | 12,625 | 281 | 224 | 5,696 | 5,452 | 1,153 | 1,245 | 271 | 222 | 6,163 | 5,980 | 6,147 | 5,923 |
| 22 years | 13,917 | 14,886 | 13,951 | 14,599 | 326 | 287 | 5,620 | 5,733 | 1,134 | 1,275 | 318 | 284 | 6,845 | 7,594 | 6,834 | 7,592 |
| 23 years | 12,608 | 13,938 | 12,245 | 13,609 | 358 | 329 | 5,021 | 5,335 | 1,083 | 1,351 | 350 | 325 | 6,149 | 6,927 | 6,139 | 6,919 |
| 24 years | 12,610 | 13,702 | 12,174 | 13,375 | 436 | 327 | 4,941 | 5,075 | 1,109 | 1,378 | 425 | 323 | 6,135 | 6,926 | 6,119 | 6,920 |
| 20 to 24 years | 66,600 | 72,481 | 64,885 | 71,010 | 1,715 | 1,471 | 26,985 | 28,111 | 5,645 | 6,506 | 1,673 | 1,455 | 32,397 | 36,409 | 32,331 | 36,374 |
| 25 years | 14,181 | 15,086 | 13,711 | 14,725 | 470 | 361 | 5,026 | 5,163 | 1,148 | 1,382 | 454 | 357 | 7,558 | 8,134 | 7,531 | 8,171 |
| 26 years | 11,781 | 11,951 | 11,319 | 11,636 | 462 | 315 | 4,750 | 4,497 | 1,108 | 1,238 | 447 | 309 | 5,476 | 5,907 | 5,460 | 5,902 |
| 27 years | 11,530 | 11,012 | 10,997 | 10,693 | 533 | 319 | 4,742 | 4,335 | 1,247 | 1,362 | 512 | 316 | 5,029 | 5,009 | 5,015 | 5,005 |
| 28 years | 11,611 | 11,353 | 11,071 | 10,933 | 540 | 370 | 4,540 | 4,367 | 1,269 | 1,335 | 520 | 367 | 5,282 | 5,284 | 5,283 | 5,280 |
| 29 years | 9,682 | 9,099 | 9,183 | 8,793 | 499 | 306 | 3,891 | 3,538 | 1,203 | 1,250 | 480 | 301 | 4,094 | 4,010 | 4,068 | 4,009 |
| 25 to 29 years | 58,785 | 58,501 | 56,281 | 56,830 | 2,504 | 1,671 | 22,949 | 21,900 | 5,980 | 6,557 | 2,422 | 1,650 | 27,434 | 28,394 | 27,352 | 28,367 |
| 30 years | 14,373 | 13,731 | 13,550 | 13,261 | 823 | 470 | 4,717 | 4,437 | 1,396 | 1,488 | 798 | 468 | 7,467 | 7,333 | 7,432 | 7,333 |
| 31 years | 6,797 | 6,050 | 6,377 | 5,819 | 420 | 231 | 2,863 | 2,545 | 1,028 | 1,027 | 400 | 228 | 2,506 | 2,250 | 2,487 | 2,247 |
| 32 years | 8,279 | 7,776 | 7,699 | 7,435 | 580 | 341 | 3,274 | 2,989 | 1,138 | 1,242 | 548 | 334 | 3,319 | 3,211 | 3,289 | 3,208 |
| 33 years | 7,548 | 6,912 | 6,976 | 6,613 | 572 | 299 | 3,053 | 2,681 | 1,082 | 1,004 | 552 | 297 | 2,861 | 2,980 | 2,849 | 2,930 |
| 34 years | 7,226 | 7,025 | 6,674 | 6,701 | 552 | 324 | 2,578 | 2,513 | 949 | 1,080 | 524 | 322 | 3,175 | 3,110 | 3,155 | 3,109 |
| 30 to 34 years | 44,228 | 41,494 | 41,276 | 39,829 | 2,952 | 1,665 | 16,485 | 15,165 | 5,593 | 5,841 | 2,822 | 1,649 | 19,328 | 18,839 | 19,212 | 18,827 |
| 35 years | 10,064 | 9,360 | 9,237 | 8,952 | 827 | 408 | 2,964 | 2,688 | 996 | 1,129 | 777 | 401 | 5,327 | 5,142 | 5,279 | 5,139 |
| 36 years | 6,600 | 6,291 | 5,987 | 5,958 | 613 | 333 | 2,292 | 2,139 | 911 | 964 | 577 | 332 | 2,820 | 2,856 | 2,792 | 2,855 |
| 37 years | 6,375 | 5,639 | 5,849 | 5,398 | 526 | 291 | 2,441 | 2,100 | 851 | 873 | 611 | 286 | 2,572 | 2,425 | 2,556 | 2,424 |
| 38 years | 8,009 | 7,651 | 7,462 | 7,321 | 547 | 330 | 3,241 | 2,823 | 1,052 | 1,128 | 512 | 330 | 3,204 | 3,370 | 3,174 | 3,366 |
| 39 years | 7,276 | 6,721 | 6,734 | 6,418 | 542 | 303 | 2,671 | 2,463 | 970 | 996 | 615 | 302 | 3,120 | 2,960 | 3,103 | 2,967 |
| 35 to 39 years | 33,324 | 35,712 | 35,269 | 34,047 | 3,055 | 1,665 | 13,609 | 12,213 | 4,780 | 5,095 | 2,892 | 1,651 | 17,043 | 16,753 | 16,904 | 16,741 |
| 40 years | 11,579 | 11,407 | 10,594 | 10,878 | 985 | 529 | 3,382 | 3,190 | 1,077 | 1,200 | 928 | 523 | 6,192 | 6,494 | 6,148 | 6,483 |
| 41 years | 4,803 | 4,160 | 4,402 | 3,920 | 401 | 240 | 2,108 | 1,766 | 774 | 794 | 394 | 240 | 1,527 | 1,360 | 1,520 | 1,359 |
| 42 years | 6,202 | 5,577 | 5,631 | 5,262 | 571 | 315 | 2,562 | 2,259 | 930 | 905 | 543 | 312 | 2,167 | 2,101 | 2,143 | 2,098 |
| 43 years | 4,955 | 4,475 | 4,505 | 4,222 | 450 | 253 | 2,192 | 1,971 | 687 | 692 | 438 | 253 | 1,638 | 1,559 | 1,629 | 1,557 |
| 44 years | 5,305 | 4,837 | 4,809 | 4,527 | 496 | 310 | 2,251 | 2,035 | 588 | 626 | 475 | 307 | 1,991 | 1,869 | 1,973 | 1,867 |
| 40 to 44 years | 32,844 | 30,456 | 29,941 | 28,809 | 2,903 | 1,647 | 12,495 | 11,221 | 4,056 | 4,217 | 2,778 | 1,635 | 13,515 | 13,333 | 13,418 | 13,364 |
| 45 years | 8,016 | 7,559 | 7,265 | 7,129 | 751 | 430 | 2,715 | 2,346 | 707 | 705 | 722 | 422 | 3,872 | 4,086 | 3,841 | 4,085 |
| 46 years | 4,840 | 4,148 | 4,353 | 3,860 | 482 | 283 | 2,081 | 1,740 | 558 | 631 | 468 | 286 | 1,783 | 1,491 | 1,767 | 1,490 |
| 47 years | 4,608 | 4,122 | 4,111 | 3,815 | 497 | 307 | 1,928 | 1,708 | 475 | 584 | 481 | 304 | 1,724 | 1,526 | 1,711 | 1,524 |
| 48 years | 5,236 | 4,895 | 4,693 | 4,523 | 543 | 372 | 2,104 | 1,86 | | | | | | | | |

GENERAL NATIVITY, AND COLOR, BY STATES AND TERRITORIES: 1900—Continued.

LOUISIANA.

| AGES. | AGGREGATE. | | NATIVE BORN. | | FOREIGN BORN. | | NATIVE WHITE— NATIVE PARENTS. | | NATIVE WHITE— FOREIGN PARENTS. | | FOREIGN WHITE. | | TOTAL COLORED. ¹ | | NEGRO. ² | |
|---------------------|------------|---------------|--------------|---------------|---------------|---------------|----------------------------------|---------------|-----------------------------------|---------------|----------------|---------------|--------------------------------|---------------|---------------------|---------------|
| | Males. | Fe- males. | Males. | Fe- males. | Males. | Fe- males. | Males. | Fe- males. | Males. | Fe- males. | Males. | Fe- males. | Males. | Fe- males. | Males. | Fe- males. |
| 50 years..... | 8,892 | 9,001 | 7,940 | 8,265 | 552 | 736 | 2,460 | 2,294 | 434 | 561 | 924 | 726 | 5,024 | 5,400 | 4,997 | 5,400 |
| 51 years..... | 3,502 | 2,847 | 3,048 | 2,558 | 454 | 289 | 1,507 | 1,303 | 303 | 324 | 445 | 289 | 1,247 | 931 | 1,239 | 930 |
| 52 years..... | 4,207 | 3,508 | 3,621 | 3,091 | 586 | 417 | 1,687 | 1,400 | 311 | 350 | 567 | 415 | 1,642 | 1,343 | 1,631 | 1,343 |
| 53 years..... | 3,256 | 2,920 | 2,798 | 2,544 | 458 | 376 | 1,348 | 1,250 | 256 | 289 | 446 | 374 | 1,206 | 1,007 | 1,197 | 1,007 |
| 54 years..... | 3,472 | 3,085 | 2,957 | 2,677 | 515 | 408 | 1,397 | 1,223 | 242 | 266 | 503 | 406 | 1,330 | 1,190 | 1,320 | 1,189 |
| 50 to 54 years.. | 23,329 | 21,361 | 20,364 | 19,135 | 2,955 | 2,226 | 8,399 | 7,470 | 1,596 | 1,810 | 2,885 | 2,210 | 10,449 | 9,871 | 10,384 | 9,869 |
| 55 years..... | 4,732 | 4,373 | 4,128 | 3,891 | 604 | 482 | 1,489 | 1,358 | 232 | 252 | 585 | 478 | 2,426 | 2,285 | 2,410 | 2,285 |
| 56 years..... | 3,343 | 2,784 | 2,869 | 2,337 | 474 | 447 | 1,246 | 1,096 | 221 | 214 | 467 | 443 | 1,409 | 1,031 | 1,402 | 1,031 |
| 57 years..... | 2,517 | 2,239 | 2,097 | 1,875 | 420 | 364 | 983 | 964 | 172 | 201 | 414 | 363 | 948 | 711 | 947 | 710 |
| 58 years..... | 2,434 | 2,609 | 2,024 | 2,208 | 410 | 401 | 908 | 1,011 | 144 | 176 | 402 | 398 | 980 | 1,024 | 979 | 1,024 |
| 59 years..... | 2,469 | 2,440 | 2,099 | 2,051 | 370 | 389 | 829 | 865 | 136 | 171 | 364 | 387 | 1,140 | 1,017 | 1,137 | 1,016 |
| 55 to 59 years.. | 15,495 | 14,445 | 13,217 | 12,362 | 2,278 | 2,083 | 5,455 | 5,294 | 905 | 1,014 | 2,232 | 2,069 | 6,903 | 6,068 | 6,875 | 6,066 |
| 60 years..... | 5,199 | 6,138 | 4,582 | 5,424 | 607 | 714 | 1,174 | 1,322 | 159 | 231 | 594 | 706 | 3,262 | 3,879 | 3,251 | 3,876 |
| 61 years..... | 1,547 | 1,421 | 1,246 | 1,123 | 301 | 233 | 676 | 632 | 84 | 94 | 234 | 232 | 493 | 403 | 439 | 403 |
| 62 years..... | 1,960 | 1,880 | 1,573 | 1,514 | 387 | 356 | 798 | 781 | 88 | 132 | 354 | 364 | 690 | 603 | 639 | 603 |
| 63 years..... | 1,811 | 1,666 | 1,444 | 1,300 | 367 | 356 | 718 | 718 | 86 | 113 | 363 | 366 | 644 | 469 | 641 | 469 |
| 64 years..... | 1,730 | 1,712 | 1,333 | 1,347 | 397 | 365 | 613 | 648 | 74 | 89 | 332 | 364 | 630 | 611 | 628 | 610 |
| 60 to 64 years.. | 12,237 | 12,817 | 10,178 | 10,713 | 2,059 | 2,104 | 4,000 | 4,101 | 491 | 659 | 2,027 | 2,092 | 5,719 | 5,965 | 5,698 | 5,961 |
| 65 years..... | 2,811 | 3,103 | 2,411 | 2,646 | 400 | 457 | 682 | 740 | 78 | 102 | 392 | 453 | 1,659 | 1,808 | 1,654 | 1,807 |
| 66 years..... | 1,461 | 1,381 | 1,185 | 1,049 | 276 | 332 | 539 | 563 | 60 | 72 | 273 | 330 | 589 | 416 | 588 | 416 |
| 67 years..... | 1,356 | 1,305 | 1,110 | 943 | 276 | 362 | 513 | 506 | 78 | 68 | 272 | 361 | 528 | 370 | 527 | 370 |
| 68 years..... | 1,331 | 1,356 | 1,070 | 1,064 | 261 | 292 | 488 | 499 | 50 | 63 | 259 | 292 | 534 | 502 | 530 | 501 |
| 69 years..... | 1,198 | 1,203 | 993 | 970 | 205 | 233 | 428 | 409 | 49 | 49 | 201 | 230 | 520 | 515 | 517 | 514 |
| 65 to 69 years.. | 8,187 | 8,348 | 6,769 | 6,672 | 1,418 | 1,676 | 2,650 | 2,717 | 310 | 354 | 1,397 | 1,666 | 3,830 | 3,611 | 3,816 | 3,608 |
| 70 years..... | 2,378 | 2,940 | 2,065 | 2,562 | 313 | 378 | 491 | 587 | 53 | 78 | 310 | 378 | 1,524 | 1,897 | 1,522 | 1,894 |
| 71 years..... | 717 | 695 | 552 | 499 | 165 | 196 | 303 | 261 | 36 | 35 | 164 | 194 | 214 | 205 | 213 | 205 |
| 72 years..... | 888 | 920 | 704 | 705 | 184 | 215 | 344 | 349 | 33 | 33 | 183 | 215 | 328 | 318 | 328 | 318 |
| 73 years..... | 681 | 671 | 523 | 486 | 158 | 185 | 287 | 256 | 23 | 40 | 155 | 184 | 216 | 191 | 214 | 190 |
| 74 years..... | 709 | 739 | 556 | 538 | 153 | 201 | 233 | 262 | 20 | 24 | 153 | 200 | 303 | 253 | 303 | 253 |
| 70 to 74 years.. | 5,373 | 5,965 | 4,400 | 4,790 | 973 | 1,175 | 1,638 | 1,715 | 165 | 215 | 965 | 1,171 | 2,585 | 2,864 | 2,580 | 2,860 |
| 75 years..... | 1,221 | 1,371 | 1,070 | 1,160 | 151 | 211 | 267 | 297 | 23 | 33 | 151 | 209 | 780 | 827 | 780 | 827 |
| 76 years..... | 554 | 569 | 446 | 403 | 103 | 166 | 196 | 186 | 18 | 22 | 108 | 165 | 232 | 196 | 232 | 196 |
| 77 years..... | 413 | 405 | 323 | 300 | 90 | 105 | 156 | 170 | 16 | 21 | 90 | 104 | 151 | 110 | 151 | 110 |
| 78 years..... | 473 | 516 | 382 | 404 | 91 | 112 | 135 | 186 | 18 | 26 | 89 | 109 | 231 | 195 | 230 | 195 |
| 79 years..... | 400 | 388 | 329 | 309 | 71 | 79 | 121 | 124 | 13 | 18 | 70 | 79 | 196 | 167 | 196 | 167 |
| 75 to 79 years.. | 3,061 | 3,249 | 2,550 | 2,576 | 511 | 673 | 875 | 963 | 88 | 125 | 505 | 666 | 1,590 | 1,495 | 1,589 | 1,495 |
| 80 years..... | 758 | 1,124 | 674 | 1,012 | 84 | 112 | 114 | 156 | 11 | 25 | 81 | 112 | 552 | 831 | 552 | 831 |
| 81 years..... | 214 | 218 | 170 | 163 | 44 | 55 | 82 | 75 | 13 | 13 | 44 | 54 | 75 | 76 | 75 | 76 |
| 82 years..... | 222 | 273 | 180 | 231 | 42 | 42 | 70 | 103 | 6 | 14 | 41 | 42 | 105 | 109 | 104 | 109 |
| 83 years..... | 156 | 197 | 130 | 153 | 26 | 44 | 52 | 64 | 4 | 15 | 26 | 44 | 74 | 74 | 74 | 74 |
| 84 years..... | 164 | 189 | 137 | 153 | 27 | 36 | 48 | 63 | 6 | 7 | 27 | 36 | 88 | 83 | 83 | 83 |
| 80 to 84 years.. | 1,514 | 2,001 | 1,291 | 1,712 | 223 | 289 | 366 | 466 | 40 | 74 | 219 | 288 | 889 | 1,173 | 888 | 1,173 |
| 85 years..... | 211 | 360 | 195 | 327 | 16 | 33 | 33 | 58 | 3 | 6 | 16 | 31 | 159 | 265 | 159 | 265 |
| 86 years..... | 99 | 130 | 79 | 98 | 20 | 32 | 17 | 33 | 3 | 3 | 20 | 32 | 60 | 62 | 60 | 62 |
| 87 years..... | 101 | 115 | 92 | 99 | 9 | 16 | 22 | 40 | 3 | 4 | 9 | 16 | 67 | 55 | 67 | 55 |
| 88 years..... | 93 | 116 | 85 | 103 | 8 | 12 | 21 | 30 | 1 | 7 | 8 | 12 | 63 | 66 | 63 | 66 |
| 89 years..... | 73 | 94 | 65 | 80 | 8 | 14 | 18 | 19 | 1 | 3 | 8 | 14 | 46 | 53 | 46 | 53 |
| 85 to 89 years.. | 577 | 814 | 516 | 707 | 61 | 107 | 111 | 180 | 10 | 23 | 61 | 105 | 395 | 506 | 395 | 506 |
| 90 years..... | 167 | 237 | 156 | 223 | 11 | 14 | 6 | 11 | 3 | 5 | 9 | 12 | 149 | 209 | 148 | 209 |
| 91 years..... | 15 | 30 | 13 | 25 | 2 | 5 | 1 | 8 | | 3 | 2 | 5 | 12 | 14 | 12 | 14 |
| 92 years..... | 17 | 38 | 16 | 35 | 1 | 3 | 4 | 6 | | 1 | 1 | 3 | 12 | 28 | 12 | 25 |
| 93 years..... | 15 | 26 | 13 | 24 | 2 | 2 | 3 | 4 | | 2 | 2 | 2 | 10 | 20 | 10 | 20 |
| 94 years..... | 20 | 26 | 20 | 25 | | 1 | 1 | 3 | | 1 | | 1 | 19 | 21 | 19 | 21 |
| 90 to 94 years.. | 234 | 357 | 218 | 332 | 16 | 25 | 15 | 32 | 3 | 10 | 14 | 23 | 202 | 292 | 201 | 292 |
| 95 years..... | 28 | 66 | 27 | 64 | 1 | 2 | 2 | 2 | | 1 | 1 | 2 | 25 | 61 | 25 | 61 |
| 96 years..... | 10 | 30 | 9 | 30 | 1 | | 2 | 2 | | 1 | 1 | | 7 | 27 | 7 | 27 |
| 97 years..... | 14 | 25 | 13 | 24 | 1 | 1 | 1 | 1 | | 1 | 1 | 1 | 12 | 22 | 12 | 22 |
| 98 years..... | 26 | 47 | 25 | 47 | 1 | | 7 | 7 | | | 1 | | 25 | 40 | 24 | 40 |
| 99 years..... | 16 | 27 | 13 | 26 | 3 | 1 | 1 | 1 | | | 2 | 1 | 13 | 25 | 13 | 25 |
| 95 to 99 years.. | 94 | 195 | 87 | 191 | 7 | 4 | 6 | 13 | | 3 | 6 | 4 | 82 | 175 | 81 | 175 |
| 100 years and over. | 100 | 154 | 96 | 151 | 4 | 3 | 4 | 6 | | | 2 | 2 | 94 | 146 | 93 | 146 |
| Age unknown.... | 1,664 | 1,542 | 1,619 | 1,501 | 45 | 41 | 447 | 235 | 16 | 13 | 41 | 41 | 1,160 | 1,203 | 1,151 | 1,194 |

¹ Persons of negro descent, Chinese, Japanese, and Indians.

² Includes all persons of negro descent.

STATISTICS OF POPULATION.

TABLE 2.—AGES OF THE AGGREGATE POPULATION, CLASSIFIED BY SEX,
MAINE.

| AGES. | AGGREGATE. | | NATIVE BORN. | | FOREIGN BORN. | | NATIVE WHITE— NATIVE PARENTS. | | NATIVE WHITE— FOREIGN PARENTS. | | FOREIGN WHITE. | | TOTAL COLORED. ¹ | | NEGRO. ² | |
|--------------------|------------|---------------|--------------|---------------|---------------|---------------|----------------------------------|---------------|-----------------------------------|---------------|-------------------|---------------|--------------------------------|---------------|---------------------|---------------|
| | Males. | Fe- males. | Males. | Fe- males. | Males. | Fe- males. | Males. | Fe- males. | Males. | Fe- males. | Males. | Fe- males. | Males. | Fe- males. | Males. | Fe- males. |
| All ages | 850,995 | 743,471 | 302,770 | 298,366 | 48,225 | 45,105 | 248,049 | 245,033 | 58,761 | 52,448 | 47,976 | 44,959 | 1,209 | 1,081 | 670 | 649 |
| Under 1 month.... | 620 | 640 | 617 | 639 | 3 | 1 | 381 | 409 | 236 | 225 | 2 | 1 | 1 | 5 | | 4 |
| 1 to 2 months.... | 1,220 | 1,227 | 1,215 | 1,219 | 5 | 8 | 784 | 781 | 430 | 436 | 5 | 8 | 1 | 2 | | 1 |
| 3 to 5 months.... | 1,656 | 1,618 | 1,646 | 1,603 | 10 | 15 | 1,047 | 1,008 | 586 | 593 | 10 | 15 | 13 | 2 | | 1 |
| 6 to 8 months.... | 1,561 | 1,538 | 1,542 | 1,523 | 18 | 15 | 982 | 991 | 547 | 527 | 16 | 16 | 6 | 5 | | 3 |
| 9 to 11 months.... | 1,704 | 1,719 | 1,689 | 1,694 | 15 | 25 | 1,125 | 1,118 | 563 | 572 | 15 | 25 | 1 | 4 | | 2 |
| Under 1 year.. | 6,761 | 6,742 | 6,710 | 6,678 | 51 | 64 | 4,329 | 4,307 | 2,362 | 2,353 | 48 | 64 | 22 | 18 | 8 | 12 |
| 1 year..... | 6,258 | 6,218 | 6,149 | 6,107 | 109 | 111 | 4,117 | 4,122 | 2,014 | 1,965 | 109 | 111 | 18 | 20 | 10 | 10 |
| 2 years..... | 6,536 | 6,567 | 6,393 | 6,410 | 143 | 157 | 4,322 | 4,300 | 2,047 | 2,089 | 143 | 156 | 24 | 22 | 12 | 12 |
| 3 years..... | 6,695 | 6,564 | 6,497 | 6,409 | 198 | 155 | 4,457 | 4,290 | 2,023 | 2,100 | 197 | 154 | 18 | 20 | 10 | 11 |
| 4 years..... | 6,697 | 6,652 | 6,499 | 6,448 | 198 | 204 | 4,446 | 4,353 | 2,038 | 2,064 | 196 | 204 | 17 | 31 | 18 | 20 |
| 1 to 4 years ... | 26,186 | 26,001 | 25,538 | 25,374 | 648 | 627 | 17,342 | 17,065 | 8,122 | 8,218 | 645 | 625 | 77 | 93 | 45 | 53 |
| 5 years..... | 6,571 | 6,324 | 6,358 | 6,131 | 213 | 193 | 4,415 | 4,253 | 1,923 | 1,856 | 213 | 192 | 20 | 23 | 9 | 11 |
| 6 years..... | 6,404 | 6,405 | 6,181 | 6,150 | 223 | 255 | 4,382 | 4,276 | 1,782 | 1,852 | 221 | 254 | 19 | 23 | 11 | 19 |
| 7 years..... | 6,439 | 6,373 | 6,165 | 6,081 | 274 | 292 | 4,352 | 4,239 | 1,794 | 1,817 | 272 | 290 | 21 | 27 | 11 | 10 |
| 8 years..... | 6,533 | 6,371 | 6,002 | 6,055 | 331 | 316 | 4,350 | 4,311 | 1,634 | 1,721 | 330 | 314 | 19 | 26 | 14 | 14 |
| 9 years..... | 6,137 | 6,929 | 5,848 | 5,596 | 339 | 333 | 4,266 | 4,046 | 1,568 | 1,535 | 338 | 333 | 15 | 15 | 4 | 7 |
| 5 to 9 years ... | 31,934 | 31,402 | 30,554 | 30,013 | 1,380 | 1,389 | 21,765 | 21,125 | 8,701 | 8,781 | 1,374 | 1,383 | 94 | 113 | 49 | 61 |
| 10 years..... | 6,404 | 6,035 | 5,955 | 5,621 | 449 | 414 | 4,364 | 4,096 | 1,569 | 1,509 | -449 | 412 | 22 | 18 | 13 | 15 |
| 11 years..... | 6,085 | 5,720 | 5,685 | 5,316 | 400 | 404 | 4,257 | 4,008 | 1,408 | 1,294 | 399 | 402 | 21 | 16 | 9 | 11 |
| 12 years..... | 6,055 | 6,037 | 5,594 | 5,555 | 461 | 482 | 4,221 | 4,192 | 1,358 | 1,344 | 460 | 482 | 16 | 19 | 8 | 13 |
| 13 years..... | 6,008 | 5,904 | 5,457 | 5,387 | 551 | 517 | 4,187 | 4,077 | 1,255 | 1,296 | 548 | 515 | 18 | 16 | 8 | 8 |
| 14 years..... | 6,230 | 5,829 | 5,640 | 5,254 | 590 | 575 | 4,350 | 4,048 | 1,280 | 1,176 | 589 | 575 | 11 | 30 | 9 | 19 |
| 10 to 14 years.. | 30,782 | 29,525 | 28,331 | 27,133 | 2,451 | 2,392 | 21,379 | 20,421 | 6,870 | 6,619 | 2,445 | 2,386 | 88 | 99 | 47 | 66 |
| 15 years..... | 6,111 | 5,988 | 5,499 | 5,317 | 612 | 671 | 4,271 | 4,082 | 1,213 | 1,218 | 610 | 669 | 17 | 19 | 9 | 10 |
| 16 years..... | 6,268 | 6,449 | 5,585 | 5,704 | 683 | 745 | 4,309 | 4,440 | 1,258 | 1,249 | 682 | 744 | 19 | 16 | 13 | 11 |
| 17 years..... | 6,224 | 6,179 | 5,440 | 5,368 | 784 | 811 | 4,300 | 4,262 | 1,117 | 1,084 | 783 | 808 | 24 | 25 | 16 | 18 |
| 18 years..... | 6,308 | 6,369 | 5,461 | 5,430 | 847 | 936 | 4,327 | 4,348 | 1,117 | 1,069 | 843 | 936 | 21 | 16 | 12 | 11 |
| 19 years..... | 6,363 | 6,216 | 5,416 | 5,218 | 947 | 998 | 4,354 | 4,215 | 1,043 | 991 | 945 | 995 | 21 | 15 | 15 | 12 |
| 15 to 19 years.. | 31,274 | 31,201 | 27,401 | 27,037 | 3,873 | 4,164 | 21,561 | 21,347 | 5,748 | 5,611 | 3,863 | 4,152 | 102 | 91 | 65 | 57 |
| 20 years..... | 6,395 | 6,640 | 5,305 | 5,479 | 1,090 | 1,161 | 4,296 | 4,521 | 994 | 937 | 1,086 | 1,154 | 19 | 28 | 11 | 13 |
| 21 years..... | 6,147 | 6,005 | 5,130 | 4,970 | 1,017 | 1,085 | 4,209 | 4,075 | 906 | 885 | 1,016 | 1,030 | 16 | 15 | 10 | 14 |
| 22 years..... | 6,071 | 6,137 | 4,975 | 5,024 | 1,096 | 1,113 | 4,073 | 4,107 | 901 | 903 | 1,093 | 1,108 | 25 | 21 | 14 | 11 |
| 23 years..... | 5,917 | 6,085 | 4,886 | 4,951 | 1,031 | 1,134 | 3,973 | 4,044 | 894 | 885 | 1,029 | 1,133 | 21 | 23 | 11 | 15 |
| 24 years..... | 6,050 | 6,046 | 4,839 | 4,932 | 1,161 | 1,114 | 3,979 | 4,036 | 899 | 879 | 1,154 | 1,130 | 18 | 21 | 12 | 19 |
| 20 to 24 years.. | 30,580 | 30,913 | 25,135 | 25,356 | 5,395 | 5,557 | 20,530 | 20,783 | 4,573 | 4,487 | 5,378 | 5,535 | 99 | 108 | 58 | 72 |
| 25 years..... | 5,769 | 6,048 | 4,618 | 4,853 | 1,151 | 1,195 | 3,819 | 3,952 | 781 | 890 | 1,147 | 1,187 | 22 | 19 | 9 | 13 |
| 26 years..... | 5,567 | 5,696 | 4,374 | 4,615 | 1,193 | 1,081 | 3,609 | 3,792 | 741 | 808 | 1,187 | 1,078 | 30 | 13 | 22 | 13 |
| 27 years..... | 5,510 | 5,447 | 4,427 | 4,363 | 1,083 | 1,084 | 3,662 | 3,630 | 749 | 710 | 1,077 | 1,080 | 22 | 27 | 14 | 17 |
| 28 years..... | 5,921 | 5,626 | 4,643 | 4,523 | 1,278 | 1,103 | 3,844 | 3,735 | 775 | 774 | 1,271 | 1,099 | 31 | 18 | 21 | 14 |
| 29 years..... | 5,092 | 4,885 | 4,093 | 3,950 | 999 | 935 | 3,419 | 3,346 | 657 | 596 | 989 | 932 | 27 | 11 | 16 | 9 |
| 25 to 29 years.. | 27,859 | 27,702 | 22,155 | 22,304 | 5,704 | 5,398 | 18,353 | 18,455 | 3,703 | 3,778 | 5,671 | 5,376 | 132 | 93 | 82 | 66 |
| 30 years..... | 6,215 | 5,718 | 4,758 | 4,547 | 1,457 | 1,171 | 3,966 | 3,810 | 778 | 720 | 1,448 | 1,168 | 23 | 20 | 8 | 12 |
| 31 years..... | 4,407 | 4,426 | 3,564 | 3,671 | 843 | 755 | 3,010 | 3,141 | 546 | 527 | 835 | 753 | 16 | 5 | 6 | 4 |
| 32 years..... | 5,066 | 4,933 | 4,038 | 3,999 | 1,028 | 939 | 3,429 | 3,352 | 597 | 641 | 1,021 | 936 | 19 | 9 | 9 | 4 |
| 33 years..... | 4,923 | 4,746 | 3,970 | 3,887 | 953 | 859 | 3,352 | 3,334 | 602 | 545 | 946 | 855 | 23 | 12 | 10 | 7 |
| 34 years..... | 4,697 | 4,511 | 3,749 | 3,644 | 943 | 867 | 3,169 | 3,121 | 568 | 517 | 936 | 865 | 24 | 8 | 6 | 3 |
| 30 to 34 years.. | 25,308 | 24,339 | 20,079 | 19,748 | 5,229 | 4,591 | 16,926 | 16,758 | 3,091 | 2,950 | 5,186 | 4,577 | 105 | 54 | 39 | 30 |
| 35 years..... | 5,122 | 4,967 | 3,924 | 3,921 | 1,198 | 1,046 | 3,290 | 3,328 | 616 | 583 | 1,182 | 1,043 | 34 | 13 | 16 | 9 |
| 36 years..... | 4,463 | 4,297 | 3,530 | 3,462 | 933 | 835 | 2,993 | 2,924 | 523 | 526 | 924 | 832 | 18 | 15 | 7 | 10 |
| 37 years..... | 4,358 | 4,342 | 3,511 | 3,436 | 847 | 856 | 2,961 | 2,987 | 540 | 487 | 842 | 852 | 15 | 16 | 7 | 7 |
| 38 years..... | 5,007 | 4,886 | 4,014 | 3,960 | 993 | 926 | 3,405 | 3,354 | 596 | 590 | 982 | 924 | 24 | 18 | 11 | 9 |
| 39 years..... | 4,719 | 4,415 | 3,862 | 3,633 | 857 | 782 | 3,306 | 3,096 | 550 | 522 | 852 | 780 | 11 | 17 | 7 | 15 |
| 35 to 39 years.. | 23,669 | 22,907 | 18,841 | 18,462 | 4,823 | 4,445 | 15,960 | 15,639 | 2,825 | 2,708 | 4,782 | 4,431 | 102 | 79 | 48 | 50 |
| 40 years..... | 5,475 | 5,091 | 4,341 | 4,139 | 1,134 | 952 | 3,738 | 3,592 | 587 | 527 | 1,127 | 950 | 23 | 22 | 10 | 17 |
| 41 years..... | 3,761 | 3,660 | 3,203 | 3,086 | 553 | 564 | 2,796 | 2,717 | 400 | 365 | 552 | 562 | 13 | 6 | 7 | 5 |
| 42 years..... | 4,589 | 4,395 | 3,836 | 3,682 | 753 | 713 | 3,346 | 3,217 | 479 | 457 | 749 | 709 | 15 | 12 | 10 | 7 |
| 43 years..... | 4,154 | 4,039 | 3,512 | 3,415 | 642 | 624 | 3,054 | 3,004 | 451 | 402 | 635 | 622 | 14 | 11 | 10 | 7 |
| 44 years..... | 4,109 | 3,970 | 3,470 | 3,339 | 639 | 631 | 3,046 | 2,982 | 412 | 353 | 637 | 627 | 14 | 8 | 6 | 5 |
| 40 to 44 years.. | 22,088 | 21,145 | 18,362 | 17,661 | 3,726 | 3,484 | 15,980 | 15,512 | 2,329 | 2,104 | 3,700 | 3,470 | 79 | 59 | 40 | 41 |
| 45 years..... | 4,758 | 4,164 | 3,922 | 3,444 | 896 | 720 | 3,456 | 3,025 | 458 | 407 | 828 | 716 | 16 | 16 | 9 | 9 |
| 46 years..... | 3,717 | 3,500 | 3,136 | 2,973 | 581 | 522 | 2,761 | 2,653 | 359 | 316 | 576 | 522 | 21 | 9 | 10 | 7 |
| 47 years..... | 3,793 | 3,534 | 3,239 | 3,011 | 559 | 523 | 2,895 | 2,701 | 337 | 300 | 556 | 520 | 10 | 13 | 6 | 8 |
| 48 years..... | 4,010 | 3,761 | 3,356 | 3,151 | 654 | 600 | 2,984 | 2,833 | 357 | 305 | 651 | 593 | 18 | 10 | 11 | 5 |
| 49 years..... | 3,302 | 3,364 | 3,187 | 2,866 | 615 | 498 | 2,886 | 2,603 | 281 | 254 | 613 | 497 | 22 | 10 | 16 | 6 |
| 45 to 49 years.. | 20,035 | 18,313 | 16,840 | 15,450 | 3,245 | 2,863 | 14,932 | 13,820 | 1,792 | 1,582 | 3,224 | 2,853 | 87 | 58 | 52 | 35 |

¹ Persons of negro descent, Chinese, Japanese, and Indians.

² Includes all persons of negro descent.

GENERAL NATIVITY, AND COLOR, BY STATES AND TERRITORIES: 1900—Continued.

MAINE.

| AGES. | AGGREGATE. | | NATIVE BORN. | | FOREIGN BORN. | | NATIVE WHITE— NATIVE PARENTS. | | NATIVE WHITE— FOREIGN PARENTS. | | FOREIGN WHITE. | | TOTAL COLORED. ¹ | | NEGRO. ² | |
|---------------------|------------|---------------|--------------|---------------|---------------|---------------|----------------------------------|---------------|-----------------------------------|---------------|-------------------|---------------|--------------------------------|---------------|---------------------|---------------|
| | Males. | Fe- males. | Males. | Fe- males. | Males. | Fe- males. | Males. | Fe- males. | Males. | Fe- males. | Males. | Fe- males. | Males. | Fe- males. | Males. | Fe- males. |
| 50 years..... | 4,386 | 4,198 | 3,510 | 3,456 | 826 | 742 | 3,146 | 3,149 | 335 | 299 | 822 | 739 | 33 | 11 | 20 | 7 |
| 51 years..... | 3,090 | 2,885 | 2,638 | 2,506 | 462 | 379 | 2,435 | 2,317 | 194 | 181 | 449 | 377 | 12 | 10 | 9 | 8 |
| 52 years..... | 3,569 | 3,489 | 2,966 | 2,915 | 603 | 574 | 2,733 | 2,692 | 224 | 216 | 603 | 571 | 9 | 10 | 4 | 8 |
| 53 years..... | 3,194 | 3,193 | 2,700 | 2,686 | 494 | 507 | 2,478 | 2,488 | 213 | 190 | 493 | 506 | 10 | 9 | 6 | 6 |
| 54 years..... | 3,269 | 3,149 | 2,737 | 2,691 | 532 | 458 | 2,531 | 2,503 | 200 | 185 | 523 | 456 | 10 | 5 | 6 | 4 |
| 50 to 54 years.. | 17,458 | 16,914 | 14,551 | 14,254 | 2,907 | 2,660 | 13,323 | 13,149 | 1,166 | 1,071 | 2,895 | 2,649 | 74 | 45 | 45 | 33 |
| 55 years..... | 3,304 | 3,362 | 2,681 | 2,810 | 623 | 552 | 2,499 | 2,624 | 169 | 176 | 620 | 551 | 16 | 11 | 10 | 8 |
| 56 years..... | 3,325 | 3,187 | 2,793 | 2,705 | 532 | 482 | 2,569 | 2,641 | 216 | 158 | 531 | 478 | 9 | 10 | 4 | 5 |
| 57 years..... | 2,986 | 2,717 | 2,552 | 2,355 | 434 | 362 | 2,363 | 2,195 | 182 | 153 | 431 | 362 | 10 | 7 | 9 | 4 |
| 58 years..... | 2,771 | 2,801 | 2,296 | 2,391 | 475 | 410 | 2,107 | 2,251 | 181 | 134 | 473 | 409 | 10 | 7 | 5 | 5 |
| 59 years..... | 2,665 | 2,757 | 2,268 | 2,389 | 397 | 368 | 2,127 | 2,256 | 136 | 130 | 396 | 366 | 6 | 5 | 5 | 5 |
| 55 to 59 years.. | 15,051 | 14,824 | 12,590 | 12,650 | 2,461 | 2,174 | 11,665 | 11,867 | 884 | 751 | 2,451 | 2,166 | 51 | 40 | 33 | 27 |
| 60 years..... | 3,353 | 3,338 | 2,640 | 2,723 | 713 | 610 | 2,486 | 2,582 | 144 | 142 | 710 | 610 | 13 | 4 | 9 | 2 |
| 61 years..... | 2,267 | 2,332 | 1,953 | 2,070 | 314 | 262 | 1,835 | 1,967 | 114 | 100 | 314 | 262 | 4 | 3 | 1 | 3 |
| 62 years..... | 2,623 | 2,575 | 2,233 | 2,235 | 385 | 340 | 2,096 | 2,132 | 138 | 97 | 384 | 340 | 5 | 6 | 4 | 3 |
| 63 years..... | 2,727 | 2,583 | 2,323 | 2,273 | 404 | 310 | 2,192 | 2,161 | 123 | 108 | 402 | 310 | 5 | 4 | 4 | 3 |
| 64 years..... | 2,618 | 2,423 | 2,119 | 2,135 | 399 | 288 | 2,016 | 2,086 | 100 | 91 | 399 | 288 | 3 | 3 | 3 | 6 |
| 60 to 64 years.. | 13,488 | 13,251 | 11,273 | 11,441 | 2,215 | 1,810 | 10,625 | 10,878 | 624 | 538 | 2,209 | 1,810 | 30 | 25 | 21 | 17 |
| 65 years..... | 2,624 | 2,673 | 2,160 | 2,270 | 464 | 408 | 2,052 | 2,154 | 102 | 115 | 463 | 402 | 7 | 2 | 4 | 1 |
| 66 years..... | 2,253 | 2,152 | 1,935 | 1,871 | 318 | 281 | 1,835 | 1,792 | 94 | 78 | 315 | 280 | 9 | 2 | 4 | 1 |
| 67 years..... | 2,181 | 2,080 | 1,858 | 1,819 | 323 | 261 | 1,779 | 1,739 | 76 | 76 | 323 | 261 | 3 | 4 | 1 | 3 |
| 68 years..... | 1,965 | 1,900 | 1,634 | 1,636 | 331 | 264 | 1,574 | 1,571 | 59 | 65 | 331 | 264 | 1 | 1 | 1 | 1 |
| 69 years..... | 1,771 | 1,813 | 1,526 | 1,598 | 245 | 215 | 1,447 | 1,512 | 78 | 85 | 245 | 215 | 1 | 1 | 1 | 1 |
| 65 to 69 years.. | 10,794 | 10,618 | 9,113 | 9,194 | 1,681 | 1,424 | 8,687 | 8,768 | 409 | 419 | 1,677 | 1,422 | 21 | 9 | 10 | 5 |
| 70 years..... | 2,028 | 2,057 | 1,659 | 1,693 | 369 | 364 | 1,586 | 1,621 | 65 | 63 | 367 | 363 | 10 | 10 | 4 | 2 |
| 71 years..... | 1,528 | 1,413 | 1,331 | 1,286 | 197 | 127 | 1,269 | 1,241 | 61 | 43 | 197 | 127 | 1 | 2 | 1 | 1 |
| 72 years..... | 1,617 | 1,593 | 1,412 | 1,391 | 205 | 202 | 1,361 | 1,346 | 51 | 41 | 205 | 202 | 4 | 4 | 2 | 2 |
| 73 years..... | 1,376 | 1,341 | 1,187 | 1,186 | 189 | 155 | 1,144 | 1,144 | 43 | 41 | 189 | 155 | 1 | 1 | 1 | 1 |
| 74 years..... | 1,312 | 1,232 | 1,130 | 1,077 | 182 | 155 | 1,084 | 1,040 | 45 | 35 | 182 | 155 | 1 | 2 | 1 | 1 |
| 70 to 74 years.. | 7,861 | 7,636 | 6,719 | 6,633 | 1,142 | 1,003 | 6,444 | 6,392 | 265 | 223 | 1,140 | 1,002 | 12 | 19 | 6 | 7 |
| 75 years..... | 1,275 | 1,332 | 1,094 | 1,146 | 181 | 186 | 1,040 | 1,105 | 50 | 37 | 181 | 186 | 4 | 4 | 3 | 2 |
| 76 years..... | 1,034 | 1,049 | 906 | 961 | 128 | 88 | 874 | 933 | 32 | 24 | 128 | 88 | 4 | 4 | 4 | 4 |
| 77 years..... | 1,006 | 978 | 871 | 878 | 135 | 100 | 832 | 853 | 35 | 24 | 135 | 100 | 4 | 1 | 1 | 1 |
| 78 years..... | 867 | 895 | 762 | 798 | 105 | 97 | 731 | 777 | 30 | 19 | 105 | 97 | 1 | 2 | 2 | 2 |
| 79 years..... | 784 | 772 | 677 | 704 | 107 | 68 | 661 | 688 | 15 | 14 | 107 | 68 | 1 | 2 | 1 | 1 |
| 75 to 79 years.. | 4,966 | 5,026 | 4,310 | 4,487 | 656 | 539 | 4,138 | 4,356 | 162 | 118 | 656 | 539 | 10 | 13 | 4 | 10 |
| 80 years..... | 752 | 772 | 652 | 665 | 100 | 107 | 629 | 652 | 22 | 12 | 100 | 106 | 1 | 2 | 1 | 1 |
| 81 years..... | 547 | 609 | 487 | 557 | 60 | 52 | 464 | 532 | 23 | 23 | 60 | 52 | 3 | 2 | 1 | 1 |
| 82 years..... | 484 | 558 | 426 | 511 | 58 | 47 | 413 | 504 | 10 | 7 | 58 | 47 | 3 | 2 | 2 | 1 |
| 83 years..... | 408 | 478 | 371 | 441 | 37 | 37 | 360 | 427 | 10 | 13 | 37 | 37 | 1 | 1 | 1 | 1 |
| 84 years..... | 350 | 487 | 316 | 400 | 34 | 37 | 305 | 389 | 10 | 10 | 34 | 37 | 1 | 1 | 1 | 1 |
| 80 to 84 years.. | 2,541 | 2,854 | 2,252 | 2,574 | 289 | 280 | 2,171 | 2,504 | 75 | 65 | 289 | 279 | 6 | 6 | 5 | 4 |
| 85 years..... | 298 | 346 | 262 | 306 | 36 | 40 | 256 | 295 | 5 | 9 | 36 | 40 | 1 | 2 | 1 | 1 |
| 86 years..... | 213 | 270 | 191 | 247 | 22 | 23 | 189 | 239 | 2 | 8 | 22 | 23 | 1 | 1 | 1 | 1 |
| 87 years..... | 205 | 238 | 179 | 223 | 26 | 15 | 175 | 214 | 3 | 9 | 26 | 14 | 1 | 1 | 1 | 1 |
| 88 years..... | 135 | 173 | 119 | 158 | 16 | 15 | 115 | 155 | 4 | 2 | 16 | 15 | 1 | 1 | 1 | 1 |
| 89 years..... | 114 | 152 | 94 | 144 | 20 | 8 | 92 | 140 | 1 | 4 | 20 | 8 | 1 | 1 | 1 | 1 |
| 85 to 89 years.. | 965 | 1,179 | 845 | 1,078 | 120 | 101 | 827 | 1,043 | 15 | 32 | 120 | 100 | 3 | 4 | 1 | 1 |
| 90 years..... | 71 | 130 | 59 | 116 | 12 | 14 | 56 | 113 | 2 | 3 | 12 | 14 | 1 | 1 | 1 | 1 |
| 91 years..... | 55 | 80 | 47 | 77 | 8 | 3 | 46 | 76 | 1 | 1 | 8 | 3 | 1 | 1 | 1 | 1 |
| 92 years..... | 31 | 64 | 26 | 59 | 5 | 5 | 26 | 57 | 1 | 1 | 5 | 5 | 1 | 1 | 1 | 1 |
| 93 years..... | 26 | 47 | 22 | 43 | 4 | 4 | 22 | 40 | 1 | 1 | 4 | 4 | 1 | 1 | 1 | 1 |
| 94 years..... | 24 | 42 | 21 | 37 | 3 | 5 | 21 | 35 | 1 | 2 | 3 | 5 | 1 | 1 | 1 | 1 |
| 90 to 94 years.. | 207 | 363 | 175 | 332 | 32 | 31 | 171 | 321 | 3 | 11 | 32 | 31 | 1 | 1 | 1 | 1 |
| 95 years..... | 13 | 21 | 15 | 20 | 3 | 1 | 14 | 19 | 1 | 1 | 3 | 1 | 1 | 1 | 1 | 1 |
| 96 years..... | 5 | 12 | 5 | 10 | 1 | 2 | 5 | 10 | 1 | 1 | 5 | 10 | 1 | 1 | 1 | 1 |
| 97 years..... | 6 | 12 | 6 | 11 | 1 | 1 | 6 | 11 | 1 | 1 | 6 | 11 | 1 | 1 | 1 | 1 |
| 98 years..... | 4 | 9 | 2 | 8 | 2 | 1 | 4 | 8 | 1 | 1 | 4 | 8 | 1 | 1 | 1 | 1 |
| 99 years..... | 4 | 8 | 1 | 7 | 3 | 1 | 4 | 7 | 1 | 1 | 4 | 7 | 1 | 1 | 1 | 1 |
| 95 to 99 years.. | 37 | 62 | 29 | 56 | 8 | 6 | 26 | 55 | 3 | 3 | 8 | 6 | 1 | 1 | 1 | 1 |
| 100 years and over. | 5 | 8 | 4 | 6 | 1 | 2 | 4 | 6 | 1 | 1 | 5 | 8 | 1 | 1 | 1 | 1 |
| Age unknown.... | 1,096 | 546 | 913 | 445 | 183 | 101 | 861 | 412 | 39 | 29 | 182 | 101 | 14 | 4 | 11 | 2 |

¹Persons of negro descent, Chinese, Japanese, and Indians.

²Includes all persons of negro descent.

1096
546
1642

STATISTICS OF POPULATION.

TABLE 2.—AGES OF THE AGGREGATE POPULATION, CLASSIFIED BY SEX,
MARYLAND.

| AGES. | AGGREGATE. | | NATIVE BORN. | | FOREIGN BORN. | | NATIVE WHITE— NATIVE PARENTS. | | NATIVE WHITE— FOREIGN PARENTS. | | FOREIGN WHITE. | | TOTAL COLORED. ¹ | | NEGRO. ² | |
|---------------------|------------|---------------|--------------|---------------|---------------|---------------|----------------------------------|---------------|-----------------------------------|---------------|-------------------|---------------|--------------------------------|---------------|---------------------|---------------|
| | Males. | Fe- males. | Males. | Fe- males. | Males. | Fe- males. | Males. | Fe- males. | Males. | Fe- males. | Males. | Fe- males. | Males. | Fe- males. | Males. | Fe- males. |
| All ages | 589,275 | 598,769 | 541,577 | 552,583 | 47,698 | 46,286 | 338,421 | 341,628 | 87,693 | 91,538 | 47,005 | 46,139 | 116,156 | 119,464 | 115,617 | 119,447 |
| Under 1 month..... | 1,129 | 1,084 | 1,128 | 1,034 | 1 | | 722 | 678 | 143 | 126 | 1 | | 263 | 230 | 263 | 230 |
| 1 to 2 months..... | 2,429 | 2,391 | 2,428 | 2,391 | 1 | | 1,641 | 1,479 | 368 | 364 | 1 | | 519 | 548 | 519 | 548 |
| 3 to 5 months..... | 3,776 | 3,812 | 3,771 | 3,809 | 4 | 3 | 2,385 | 2,405 | 557 | 555 | 4 | 3 | 829 | 849 | 829 | 848 |
| 6 to 8 months..... | 3,549 | 3,465 | 3,545 | 3,463 | 4 | 2 | 2,815 | 2,220 | 583 | 585 | 4 | 2 | 647 | 658 | 647 | 658 |
| 9 to 11 months..... | 3,497 | 3,317 | 3,495 | 3,309 | 2 | 8 | 2,313 | 2,127 | 544 | 547 | 2 | 8 | 638 | 635 | 638 | 635 |
| Under 1 year.. | 14,379 | 14,019 | 14,367 | 14,006 | 12 | 13 | 9,276 | 8,909 | 2,195 | 2,177 | 12 | 13 | 2,896 | 2,920 | 2,896 | 2,919 |
| 1 year..... | 12,843 | 12,628 | 12,829 | 12,608 | 14 | 20 | 8,338 | 8,047 | 1,894 | 1,928 | 14 | 20 | 2,597 | 2,633 | 2,597 | 2,632 |
| 2 years..... | 13,599 | 13,568 | 13,566 | 13,537 | 33 | 31 | 8,678 | 8,446 | 2,087 | 2,135 | 33 | 31 | 2,801 | 2,956 | 2,801 | 2,955 |
| 3 years..... | 13,358 | 13,386 | 13,326 | 13,353 | 32 | 33 | 8,506 | 8,465 | 2,064 | 2,029 | 32 | 33 | 2,766 | 2,859 | 2,756 | 2,859 |
| 4 years..... | 13,374 | 13,430 | 13,322 | 13,361 | 52 | 69 | 8,355 | 8,345 | 2,157 | 2,124 | 51 | 69 | 2,811 | 2,892 | 2,809 | 2,892 |
| 1 to 4 years ... | 53,174 | 53,012 | 53,043 | 52,859 | 181 | 153 | 33,877 | 33,303 | 8,202 | 8,216 | 130 | 153 | 10,965 | 11,340 | 10,963 | 11,338 |
| 5 years..... | 13,364 | 13,404 | 13,305 | 13,333 | 59 | 71 | 8,470 | 8,308 | 2,117 | 2,228 | 59 | 70 | 2,718 | 2,798 | 2,718 | 2,797 |
| 6 years..... | 13,641 | 13,448 | 13,552 | 13,370 | 89 | 78 | 8,616 | 8,324 | 2,167 | 2,213 | 89 | 78 | 2,769 | 2,823 | 2,769 | 2,823 |
| 7 years..... | 13,282 | 13,267 | 13,173 | 13,172 | 109 | 95 | 8,360 | 8,224 | 2,051 | 2,101 | 109 | 95 | 2,762 | 2,847 | 2,762 | 2,845 |
| 8 years..... | 13,244 | 13,556 | 13,119 | 13,395 | 125 | 161 | 8,306 | 8,439 | 2,051 | 2,096 | 125 | 161 | 2,762 | 2,860 | 2,762 | 2,859 |
| 9 years..... | 12,906 | 12,633 | 12,698 | 12,399 | 208 | 234 | 8,066 | 7,810 | 2,017 | 1,959 | 208 | 233 | 2,615 | 2,681 | 2,615 | 2,681 |
| 5 to 9 years ... | 66,437 | 66,308 | 65,847 | 65,669 | 590 | 639 | 41,818 | 41,105 | 10,403 | 10,602 | 590 | 637 | 13,626 | 13,964 | 13,626 | 13,960 |
| 10 years..... | 13,113 | 13,205 | 12,884 | 12,958 | 229 | 247 | 8,096 | 8,106 | 1,988 | 2,013 | 229 | 247 | 2,850 | 2,839 | 2,850 | 2,839 |
| 11 years..... | 12,358 | 12,224 | 12,100 | 11,933 | 258 | 241 | 7,837 | 7,687 | 1,890 | 1,873 | 256 | 240 | 2,375 | 2,424 | 2,374 | 2,424 |
| 12 years..... | 12,940 | 12,590 | 12,611 | 12,282 | 329 | 308 | 7,901 | 7,558 | 1,953 | 1,872 | 329 | 306 | 2,757 | 2,854 | 2,756 | 2,853 |
| 13 years..... | 12,347 | 12,329 | 12,036 | 11,997 | 311 | 332 | 7,646 | 7,575 | 1,873 | 1,842 | 310 | 330 | 2,518 | 2,532 | 2,518 | 2,530 |
| 14 years..... | 12,768 | 12,343 | 12,372 | 11,982 | 396 | 361 | 7,332 | 7,423 | 1,866 | 1,893 | 394 | 358 | 2,676 | 2,669 | 2,676 | 2,669 |
| 10 to 14 years.. | 63,526 | 62,691 | 62,003 | 61,202 | 1,523 | 1,489 | 39,312 | 38,349 | 9,520 | 9,493 | 1,518 | 1,481 | 13,176 | 13,368 | 13,174 | 13,365 |
| 15 years..... | 12,145 | 12,188 | 11,762 | 11,799 | 383 | 339 | 7,520 | 7,471 | 1,808 | 1,836 | 383 | 338 | 2,434 | 2,493 | 2,433 | 2,493 |
| 16 years..... | 12,343 | 12,546 | 11,913 | 12,109 | 430 | 437 | 7,550 | 7,478 | 1,845 | 1,889 | 429 | 434 | 2,519 | 2,745 | 2,518 | 2,745 |
| 17 years..... | 11,641 | 12,079 | 11,259 | 11,515 | 382 | 564 | 7,076 | 7,181 | 1,780 | 1,852 | 379 | 564 | 2,406 | 2,482 | 2,403 | 2,482 |
| 18 years..... | 11,560 | 12,636 | 11,047 | 12,070 | 513 | 616 | 6,957 | 7,381 | 1,658 | 1,814 | 511 | 616 | 2,434 | 2,875 | 2,431 | 2,874 |
| 19 years..... | 11,004 | 11,772 | 10,506 | 11,118 | 498 | 654 | 6,546 | 6,775 | 1,632 | 1,733 | 498 | 654 | 2,328 | 2,610 | 2,324 | 2,609 |
| 15 to 19 years.. | 58,693 | 61,271 | 56,487 | 58,611 | 2,206 | 2,660 | 35,649 | 36,286 | 8,723 | 9,124 | 2,200 | 2,656 | 12,121 | 13,205 | 12,109 | 13,203 |
| 20 years..... | 11,163 | 12,937 | 10,614 | 12,224 | 549 | 713 | 6,486 | 7,309 | 1,685 | 1,851 | 544 | 711 | 2,448 | 3,066 | 2,443 | 3,066 |
| 21 years..... | 11,227 | 10,717 | 10,621 | 10,016 | 606 | 701 | 6,429 | 6,171 | 1,772 | 1,649 | 598 | 701 | 2,428 | 2,136 | 2,417 | 2,195 |
| 22 years..... | 11,290 | 12,198 | 10,587 | 11,422 | 703 | 776 | 6,205 | 6,308 | 1,826 | 1,846 | 695 | 776 | 2,564 | 2,663 | 2,550 | 2,668 |
| 23 years..... | 11,041 | 11,798 | 10,329 | 11,044 | 712 | 754 | 6,176 | 6,614 | 1,719 | 1,852 | 699 | 751 | 2,447 | 2,581 | 2,430 | 2,580 |
| 24 years..... | 10,862 | 11,731 | 10,098 | 10,969 | 764 | 762 | 6,021 | 6,429 | 1,765 | 1,957 | 755 | 759 | 2,321 | 2,586 | 2,318 | 2,585 |
| 20 to 24 years.. | 55,533 | 59,381 | 52,249 | 55,675 | 3,334 | 3,706 | 31,317 | 33,331 | 8,767 | 9,255 | 3,291 | 3,698 | 12,208 | 13,097 | 12,153 | 13,094 |
| 25 years..... | 11,229 | 12,212 | 10,399 | 11,356 | 830 | 856 | 6,104 | 6,459 | 1,826 | 1,994 | 805 | 853 | 2,494 | 2,906 | 2,471 | 2,906 |
| 26 years..... | 9,937 | 10,334 | 9,190 | 9,602 | 747 | 782 | 5,499 | 5,643 | 1,785 | 1,877 | 731 | 782 | 1,922 | 2,032 | 1,908 | 2,032 |
| 27 years..... | 9,731 | 9,697 | 8,893 | 8,946 | 838 | 751 | 5,400 | 5,355 | 1,635 | 1,797 | 822 | 743 | 1,814 | 1,797 | 1,804 | 1,796 |
| 28 years..... | 10,148 | 10,318 | 9,230 | 9,411 | 913 | 907 | 5,392 | 5,557 | 1,723 | 1,853 | 901 | 905 | 2,132 | 2,003 | 2,117 | 2,003 |
| 29 years..... | 8,872 | 9,045 | 8,037 | 8,250 | 835 | 795 | 4,896 | 4,893 | 1,574 | 1,712 | 822 | 795 | 1,580 | 1,645 | 1,571 | 1,645 |
| 25 to 29 years.. | 49,917 | 51,656 | 45,749 | 47,565 | 4,168 | 4,091 | 27,351 | 27,907 | 8,543 | 9,233 | 4,081 | 4,083 | 9,942 | 10,433 | 9,871 | 10,432 |
| 30 years..... | 11,318 | 11,652 | 10,063 | 10,532 | 1,255 | 1,120 | 5,713 | 5,723 | 1,866 | 1,962 | 1,218 | 1,116 | 2,521 | 2,846 | 2,492 | 2,846 |
| 31 years..... | 7,049 | 7,225 | 6,345 | 6,610 | 704 | 615 | 3,991 | 4,180 | 1,390 | 1,458 | 688 | 614 | 990 | 973 | 978 | 973 |
| 32 years..... | 8,123 | 8,555 | 7,168 | 7,705 | 955 | 850 | 4,355 | 4,638 | 1,512 | 1,700 | 923 | 843 | 1,333 | 1,369 | 1,309 | 1,369 |
| 33 years..... | 7,692 | 7,616 | 6,829 | 6,815 | 863 | 801 | 4,226 | 4,163 | 1,432 | 1,514 | 834 | 799 | 1,150 | 1,140 | 1,128 | 1,140 |
| 34 years..... | 7,666 | 7,832 | 6,710 | 7,081 | 956 | 771 | 4,038 | 4,183 | 1,484 | 1,571 | 928 | 770 | 1,216 | 1,328 | 1,191 | 1,328 |
| 30 to 34 years.. | 41,848 | 42,900 | 37,115 | 38,743 | 4,733 | 4,157 | 22,323 | 22,892 | 7,724 | 8,205 | 4,591 | 4,147 | 7,210 | 7,656 | 7,098 | 7,656 |
| 35 years..... | 9,489 | 9,533 | 8,287 | 8,567 | 1,202 | 1,016 | 4,432 | 4,668 | 1,613 | 1,720 | 1,165 | 1,012 | 2,279 | 2,183 | 2,248 | 2,183 |
| 36 years..... | 6,993 | 7,399 | 6,359 | 6,504 | 1,034 | 895 | 3,588 | 3,798 | 1,300 | 1,425 | 1,000 | 894 | 1,105 | 1,232 | 1,076 | 1,232 |
| 37 years..... | 6,928 | 6,899 | 6,025 | 6,100 | 903 | 789 | 3,623 | 3,581 | 1,229 | 1,375 | 889 | 787 | 1,132 | 1,146 | 1,174 | 1,146 |
| 38 years..... | 8,168 | 8,186 | 7,083 | 7,291 | 1,035 | 895 | 4,033 | 4,157 | 1,505 | 1,569 | 1,053 | 894 | 1,327 | 1,566 | 1,502 | 1,566 |
| 39 years..... | 7,622 | 7,785 | 6,678 | 7,043 | 944 | 742 | 3,860 | 4,002 | 1,411 | 1,537 | 921 | 740 | 1,430 | 1,506 | 1,411 | 1,506 |
| 35 to 39 years.. | 39,200 | 39,842 | 34,032 | 35,505 | 5,168 | 4,337 | 19,591 | 20,206 | 7,058 | 7,626 | 5,028 | 4,327 | 7,523 | 7,683 | 7,411 | 7,683 |
| 40 years..... | 10,278 | 10,305 | 8,962 | 9,234 | 1,316 | 1,071 | 4,626 | 4,752 | 1,611 | 1,705 | 1,273 | 1,065 | 2,768 | 2,783 | 2,733 | 2,782 |
| 41 years..... | 5,767 | 5,563 | 5,051 | 4,993 | 716 | 570 | 3,141 | 3,154 | 1,125 | 1,148 | 701 | 569 | 800 | 692 | 791 | 692 |
| 42 years..... | 7,007 | 6,686 | 6,073 | 5,935 | 929 | 701 | 3,587 | 3,589 | 1,318 | 1,332 | 910 | 693 | 1,192 | 1,087 | 1,177 | 1,087 |
| 43 years..... | 5,897 | 5,769 | 5,168 | 5,162 | 729 | 607 | 3,166 | 3,239 | 1,113 | 1,118 | 714 | 607 | 904 | 805 | 892 | 805 |
| 44 years..... | 5,715 | 5,770 | 4,976 | 5,094 | 739 | 676 | 3,115 | 3,135 | 1,005 | 1,109 | 724 | 673 | 871 | 853 | 860 | 853 |
| 40 to 44 years.. | 34,664 | 34,093 | 30,235 | 30,468 | 4,429 | 3,625 | 17,635 | 17,869 | 6,172 | 6,412 | 4,322 | 3,612 | 6,535 | 6,200 | 6,458 | 6,199 |
| 45 years..... | 7,438 | 7,232 | 6,434 | 6,385 | 1,054 | 847 | 3,584 | 3,553 | 1,110 | 1,134 | 1,029 | 846 | 1,765 | 1,694 | 1,749 | 1,694 |
| 46 years..... | 5,033 | 4,906 | 4,320 | 4,303 | 713 | 603 | 2,733 | 2,772 | 848 | 835 | 702 | 601 | 730 | 698 | 725 | 698 |
| 47 years..... | 4,968 | 4,947 | 4,254 | 4,376 | 714 | 571 | 2,797 | 2,829 | 741 | 844 | 702 | 570 | 728 | 704 | 720 | 704 |
| 48 years..... | 5,419 | 5,438 | 4,562 | 4,722 | 857 | 766 | 2,965 | | | | | | | | | |

GENERAL NATIVITY, AND COLOR, BY STATES AND TERRITORIES: 1900—Continued.

MARYLAND.

| AGES. | AGGREGATE. | | NATIVE BORN. | | FOREIGN BORN. | | NATIVE WHITE— NATIVE PARENTS. | | NATIVE WHITE— FOREIGN PARENTS. | | FOREIGN WHITE. | | TOTAL COLORED. ¹ | | NEGRO. ² | |
|---------------------|------------|---------------|--------------|---------------|---------------|---------------|----------------------------------|---------------|-----------------------------------|---------------|-------------------|---------------|--------------------------------|---------------|---------------------|---------------|
| | Males. | Fe- males. | Males. | Fe- males. | Males. | Fe- males. | Males. | Fe- males. | Males. | Fe- males. | Males. | Fe- males. | Males. | Fe- males. | Males. | Fe- males. |
| 50 years..... | 7,455 | 7,706 | 6,140 | 6,439 | 1,315 | 1,267 | 3,374 | 3,575 | 705 | 794 | 1,291 | 1,263 | 2,085 | 2,074 | 2,067 | 2,074 |
| 51 years..... | 4,084 | 4,087 | 3,418 | 3,418 | 666 | 619 | 2,485 | 2,408 | 502 | 509 | 661 | 615 | 486 | 505 | 485 | 505 |
| 52 years..... | 4,674 | 4,419 | 3,840 | 3,694 | 834 | 725 | 2,570 | 2,478 | 506 | 512 | 829 | 722 | 769 | 707 | 767 | 707 |
| 53 years..... | 3,937 | 3,841 | 3,252 | 3,189 | 685 | 652 | 2,287 | 2,198 | 408 | 465 | 679 | 651 | 563 | 527 | 561 | 527 |
| 54 years..... | 4,045 | 4,049 | 3,324 | 3,362 | 721 | 687 | 2,298 | 2,339 | 413 | 411 | 717 | 686 | 617 | 613 | 614 | 613 |
| 50 to 54 years.. | 24,195 | 24,052 | 19,974 | 20,102 | 4,221 | 3,950 | 12,964 | 12,998 | 2,534 | 2,691 | 4,177 | 3,937 | 4,520 | 4,426 | 4,494 | 4,426 |
| 55 years..... | 4,970 | 4,898 | 4,033 | 3,893 | 937 | 1,000 | 2,606 | 2,494 | 410 | 415 | 930 | 999 | 1,024 | 985 | 1,021 | 985 |
| 56 years..... | 3,772 | 3,578 | 3,068 | 2,871 | 704 | 707 | 2,166 | 2,051 | 380 | 327 | 700 | 705 | 576 | 495 | 573 | 495 |
| 57 years..... | 3,191 | 3,136 | 2,552 | 2,500 | 639 | 636 | 1,804 | 1,850 | 298 | 328 | 638 | 636 | 451 | 422 | 450 | 422 |
| 58 years..... | 3,358 | 3,216 | 2,716 | 2,571 | 642 | 645 | 1,912 | 1,839 | 295 | 279 | 640 | 645 | 511 | 453 | 510 | 453 |
| 59 years..... | 3,210 | 3,299 | 2,600 | 2,663 | 610 | 636 | 1,849 | 1,933 | 255 | 264 | 606 | 635 | 500 | 467 | 497 | 467 |
| 55 to 59 years.. | 18,501 | 18,122 | 14,969 | 14,498 | 3,532 | 3,624 | 10,337 | 10,167 | 1,588 | 1,613 | 3,514 | 3,620 | 3,062 | 2,722 | 3,051 | 2,722 |
| 60 years..... | 4,919 | 5,363 | 3,941 | 4,257 | 978 | 1,106 | 2,294 | 2,489 | 287 | 323 | 973 | 1,105 | 1,365 | 1,446 | 1,363 | 1,446 |
| 61 years..... | 2,434 | 2,310 | 1,925 | 1,802 | 509 | 508 | 1,517 | 1,405 | 162 | 183 | 508 | 508 | 247 | 214 | 247 | 214 |
| 62 years..... | 2,732 | 2,861 | 2,152 | 2,248 | 580 | 603 | 1,613 | 1,688 | 182 | 216 | 575 | 601 | 362 | 345 | 360 | 345 |
| 63 years..... | 2,513 | 2,579 | 1,954 | 1,933 | 559 | 536 | 1,499 | 1,540 | 145 | 187 | 558 | 596 | 311 | 256 | 311 | 256 |
| 64 years..... | 2,359 | 2,440 | 1,809 | 1,856 | 550 | 584 | 1,368 | 1,404 | 147 | 178 | 550 | 584 | 294 | 274 | 294 | 274 |
| 60 to 64 years.. | 14,957 | 15,543 | 11,781 | 12,146 | 3,176 | 3,397 | 8,291 | 8,527 | 923 | 1,087 | 3,164 | 3,394 | 2,579 | 2,535 | 2,575 | 2,535 |
| 65 years..... | 3,076 | 3,160 | 2,370 | 2,375 | 706 | 785 | 1,504 | 1,524 | 165 | 180 | 702 | 784 | 705 | 672 | 704 | 672 |
| 66 years..... | 1,999 | 1,996 | 1,470 | 1,475 | 529 | 521 | 1,135 | 1,173 | 104 | 112 | 529 | 521 | 231 | 190 | 231 | 190 |
| 67 years..... | 1,961 | 1,916 | 1,465 | 1,418 | 496 | 498 | 1,130 | 1,133 | 101 | 100 | 496 | 497 | 234 | 181 | 234 | 181 |
| 68 years..... | 1,825 | 1,880 | 1,364 | 1,375 | 461 | 505 | 1,031 | 1,031 | 90 | 101 | 461 | 505 | 243 | 243 | 243 | 243 |
| 69 years..... | 1,708 | 1,713 | 1,280 | 1,260 | 423 | 453 | 950 | 978 | 88 | 98 | 423 | 451 | 242 | 186 | 242 | 186 |
| 65 to 69 years.. | 10,569 | 10,665 | 7,949 | 7,903 | 2,620 | 2,762 | 5,750 | 5,844 | 548 | 591 | 2,616 | 2,758 | 1,655 | 1,472 | 1,654 | 1,472 |
| 70 years..... | 2,105 | 2,657 | 1,659 | 1,994 | 446 | 663 | 1,037 | 1,209 | 83 | 124 | 446 | 662 | 539 | 662 | 539 | 662 |
| 71 years..... | 1,266 | 1,219 | 842 | 912 | 424 | 307 | 689 | 755 | 61 | 62 | 424 | 307 | 92 | 95 | 92 | 95 |
| 72 years..... | 1,394 | 1,434 | 1,015 | 1,045 | 379 | 389 | 798 | 813 | 62 | 84 | 378 | 389 | 156 | 148 | 156 | 148 |
| 73 years..... | 1,084 | 1,155 | 780 | 842 | 304 | 313 | 638 | 659 | 39 | 60 | 303 | 313 | 104 | 123 | 104 | 123 |
| 74 years..... | 1,085 | 1,167 | 782 | 823 | 303 | 344 | 627 | 657 | 39 | 60 | 303 | 344 | 116 | 106 | 116 | 106 |
| 70 to 74 years.. | 6,934 | 7,632 | 5,078 | 5,616 | 1,856 | 2,016 | 3,789 | 4,093 | 284 | 390 | 1,854 | 2,015 | 1,007 | 1,134 | 1,007 | 1,134 |
| 75 years..... | 1,234 | 1,555 | 913 | 1,143 | 321 | 412 | 614 | 723 | 54 | 83 | 320 | 411 | 246 | 333 | 246 | 333 |
| 76 years..... | 812 | 927 | 570 | 631 | 242 | 296 | 451 | 495 | 46 | 55 | 242 | 296 | 73 | 81 | 73 | 81 |
| 77 years..... | 634 | 723 | 469 | 516 | 165 | 207 | 378 | 423 | 23 | 44 | 165 | 206 | 63 | 50 | 63 | 50 |
| 78 years..... | 652 | 732 | 467 | 548 | 185 | 184 | 374 | 433 | 24 | 40 | 184 | 184 | 70 | 77 | 70 | 77 |
| 79 years..... | 542 | 594 | 397 | 440 | 145 | 154 | 307 | 346 | 27 | 27 | 144 | 164 | 64 | 67 | 64 | 67 |
| 75 to 79 years.. | 3,874 | 4,531 | 2,816 | 3,278 | 1,058 | 1,253 | 2,124 | 2,423 | 179 | 249 | 1,055 | 1,251 | 516 | 608 | 516 | 608 |
| 80 years..... | 650 | 855 | 486 | 665 | 164 | 190 | 301 | 382 | 23 | 41 | 164 | 189 | 162 | 243 | 162 | 243 |
| 81 years..... | 329 | 368 | 242 | 271 | 87 | 97 | 190 | 215 | 21 | 26 | 87 | 97 | 31 | 30 | 31 | 30 |
| 82 years..... | 327 | 389 | 245 | 307 | 82 | 82 | 198 | 223 | 12 | 25 | 81 | 82 | 36 | 34 | 36 | 34 |
| 83 years..... | 245 | 307 | 176 | 252 | 69 | 55 | 134 | 194 | 15 | 23 | 69 | 55 | 27 | 35 | 27 | 35 |
| 84 years..... | 205 | 287 | 156 | 228 | 49 | 59 | 115 | 162 | 11 | 19 | 49 | 59 | 30 | 47 | 30 | 47 |
| 80 to 84 years.. | 1,756 | 2,206 | 1,305 | 1,723 | 451 | 483 | 938 | 1,181 | 82 | 134 | 450 | 482 | 286 | 409 | 286 | 409 |
| 85 years..... | 164 | 265 | 124 | 222 | 40 | 43 | 80 | 135 | 11 | 18 | 40 | 43 | 33 | 69 | 33 | 69 |
| 86 years..... | 133 | 161 | 101 | 126 | 32 | 35 | 68 | 94 | 7 | 5 | 32 | 35 | 26 | 27 | 26 | 27 |
| 87 years..... | 91 | 144 | 69 | 120 | 22 | 24 | 44 | 78 | 2 | 14 | 22 | 24 | 23 | 28 | 23 | 28 |
| 88 years..... | 91 | 103 | 71 | 81 | 20 | 22 | 43 | 48 | 10 | 9 | 20 | 22 | 18 | 24 | 18 | 24 |
| 89 years..... | 65 | 91 | 48 | 74 | 17 | 17 | 34 | 52 | 3 | 4 | 17 | 17 | 11 | 18 | 11 | 18 |
| 85 to 89 years.. | 544 | 764 | 413 | 623 | 131 | 141 | 269 | 407 | 38 | 50 | 131 | 141 | 111 | 166 | 111 | 166 |
| 90 years..... | 64 | 108 | 50 | 91 | 14 | 17 | 17 | 37 | 4 | 8 | 14 | 17 | 29 | 46 | 29 | 46 |
| 91 years..... | 24 | 44 | 19 | 38 | 5 | 6 | 13 | 27 | 2 | 2 | 5 | 6 | 4 | 9 | 4 | 9 |
| 92 years..... | 12 | 35 | 6 | 29 | 6 | 6 | 4 | 17 | ----- | 1 | 6 | 6 | 2 | 11 | 2 | 11 |
| 93 years..... | 13 | 17 | 10 | 14 | 3 | 3 | 5 | 11 | 2 | ----- | 3 | 3 | 3 | 3 | 3 | 3 |
| 94 years..... | 10 | 18 | 9 | 16 | 1 | 2 | 7 | 9 | ----- | 2 | 1 | 2 | 2 | 5 | 2 | 5 |
| 90 to 94 years.. | 123 | 222 | 94 | 188 | 29 | 34 | 46 | 101 | 8 | 13 | 29 | 34 | 40 | 74 | 40 | 74 |
| 95 years..... | 16 | 27 | 11 | 20 | 5 | 7 | 1 | 8 | ----- | 3 | 5 | 7 | 8 | 9 | 8 | 9 |
| 96 years..... | 11 | 17 | 7 | 13 | 4 | 4 | 3 | 8 | 2 | ----- | 4 | 4 | 2 | 5 | 2 | 5 |
| 97 years..... | 4 | 9 | 1 | 6 | 3 | 3 | ----- | 3 | ----- | 2 | 3 | 3 | 1 | 1 | 1 | 1 |
| 98 years..... | 3 | 12 | 2 | 11 | 1 | 1 | ----- | 1 | ----- | 1 | 1 | 1 | 1 | 9 | 1 | 9 |
| 99 years..... | 3 | 7 | 3 | 5 | ----- | 2 | ----- | 2 | ----- | ----- | 2 | ----- | 3 | 3 | 3 | 3 |
| 95 to 99 years.. | 37 | 72 | 24 | 55 | 13 | 17 | 5 | 23 | 4 | 5 | 13 | 17 | 15 | 27 | 15 | 27 |
| 100 years and over. | 13 | 41 | 11 | 38 | 2 | 3 | 1 | 2 | ----- | ----- | 2 | 3 | 10 | 36 | 10 | 36 |
| Age unknown.... | 2,185 | 1,909 | 2,021 | 1,760 | 164 | 149 | 941 | 653 | 68 | 47 | 154 | 149 | 1,022 | 1,060 | 1,012 | 1,060 |

¹ Persons of negro descent, Chinese, Japanese, and Indians.

² Includes all persons of negro descent.

STATISTICS OF POPULATION.

TABLE 2.—AGES OF THE AGGREGATE POPULATION, CLASSIFIED BY SEX,
MASSACHUSETTS.

| AGES. | AGGREGATE. | | NATIVE BORN. | | FOREIGN BORN. | | NATIVE WHITE— NATIVE PARENTS. | | NATIVE WHITE— FOREIGN PARENTS. | | FOREIGN WHITE. | | TOTAL COLORED. ¹ | | NEGRO. ² | |
|--------------------|------------|---------------|--------------|---------------|---------------|---------------|----------------------------------|---------------|-----------------------------------|---------------|-------------------|---------------|--------------------------------|---------------|---------------------|---------------|
| | Males. | Fe- males. | Males. | Fe- males. | Males. | Fe- males. | Males. | Fe- males. | Males. | Fe- males. | Males. | Fe- males. | Males. | Fe- males. | Males. | Fe- males. |
| All ages | 1,367,474 | 1,437,872 | 958,857 | 1,000,165 | 408,617 | 437,707 | 504,840 | 527,424 | 439,737 | 457,649 | 404,001 | 436,113 | 18,896 | 16,686 | 15,591 | 16,383 |
| Under 1 month... | 2,474 | 2,588 | 2,467 | 2,576 | 7 | 12 | 793 | 833 | 1,645 | 1,716 | 7 | 12 | 29 | 27 | 28 | 26 |
| 1 to 2 months.... | 5,141 | 5,060 | 5,110 | 5,040 | 31 | 20 | 1,696 | 1,634 | 3,352 | 3,347 | 31 | 20 | 62 | 59 | 69 | 57 |
| 3 to 5 months.... | 7,737 | 7,761 | 7,677 | 7,703 | 60 | 53 | 2,395 | 2,355 | 5,202 | 5,249 | 59 | 51 | 83 | 106 | 82 | 105 |
| 6 to 8 months.... | 7,513 | 7,293 | 7,420 | 7,207 | 98 | 86 | 2,420 | 2,382 | 4,925 | 4,746 | 98 | 86 | 78 | 79 | 74 | 76 |
| 9 to 11 months.... | 7,396 | 7,524 | 7,279 | 7,413 | 117 | 106 | 2,476 | 2,457 | 4,725 | 4,850 | 117 | 105 | 75 | 82 | 71 | 81 |
| Under 1 year.. | 30,266 | 30,226 | 29,953 | 29,949 | 313 | 277 | 9,778 | 9,691 | 19,849 | 19,908 | 312 | 274 | 327 | 353 | 319 | 345 |
| 1 year..... | 27,221 | 26,722 | 26,653 | 26,214 | 563 | 508 | 9,114 | 9,065 | 17,274 | 16,853 | 559 | 506 | 274 | 298 | 257 | 291 |
| 2 years..... | 28,190 | 28,067 | 27,485 | 27,393 | 705 | 674 | 9,613 | 9,576 | 17,570 | 17,504 | 700 | 669 | 307 | 318 | 299 | 309 |
| 3 years..... | 28,565 | 28,113 | 27,728 | 27,199 | 837 | 914 | 9,750 | 9,342 | 17,689 | 17,559 | 834 | 913 | 292 | 299 | 292 | 292 |
| 4 years..... | 27,531 | 27,336 | 26,499 | 26,313 | 1,032 | 1,023 | 9,407 | 9,391 | 16,821 | 16,642 | 1,025 | 1,015 | 278 | 288 | 266 | 284 |
| 1 to 4 years ... | 111,507 | 110,238 | 108,370 | 107,119 | 3,137 | 3,119 | 37,884 | 37,374 | 69,354 | 68,558 | 3,118 | 3,103 | 1,151 | 1,203 | 1,114 | 1,176 |
| 5 years..... | 26,692 | 26,772 | 25,379 | 25,466 | 1,313 | 1,306 | 9,210 | 9,155 | 15,932 | 16,034 | 1,306 | 1,301 | 247 | 282 | 241 | 274 |
| 6 years..... | 26,413 | 26,273 | 25,083 | 24,936 | 1,335 | 1,342 | 9,211 | 9,085 | 15,630 | 15,585 | 1,332 | 1,338 | 245 | 270 | 238 | 258 |
| 7 years..... | 25,832 | 25,520 | 24,305 | 23,973 | 1,527 | 1,547 | 9,137 | 8,999 | 14,933 | 14,711 | 1,522 | 1,538 | 240 | 272 | 235 | 268 |
| 8 years..... | 25,025 | 25,171 | 23,147 | 23,261 | 1,878 | 1,910 | 8,957 | 8,986 | 13,973 | 14,025 | 1,874 | 1,900 | 221 | 260 | 212 | 252 |
| 9 years..... | 24,153 | 24,200 | 22,026 | 21,909 | 2,127 | 2,291 | 8,809 | 8,677 | 13,004 | 12,982 | 2,113 | 2,278 | 227 | 263 | 214 | 255 |
| 5 to 9 years ... | 128,120 | 127,941 | 119,940 | 119,545 | 8,180 | 8,396 | 45,324 | 44,902 | 73,472 | 73,337 | 8,144 | 8,355 | 1,180 | 1,347 | 1,140 | 1,307 |
| 10 years..... | 24,090 | 24,214 | 21,622 | 21,597 | 2,468 | 2,617 | 8,659 | 8,657 | 12,721 | 12,709 | 2,463 | 2,609 | 247 | 239 | 237 | 234 |
| 11 years..... | 22,765 | 22,940 | 20,227 | 20,235 | 2,538 | 2,654 | 8,481 | 8,468 | 11,533 | 11,533 | 2,529 | 2,643 | 212 | 245 | 206 | 240 |
| 12 years..... | 22,795 | 22,900 | 19,558 | 19,550 | 2,937 | 3,050 | 8,442 | 8,405 | 11,224 | 11,217 | 2,928 | 3,086 | 201 | 242 | 192 | 236 |
| 13 years..... | 21,948 | 22,385 | 18,315 | 18,008 | 3,133 | 3,377 | 8,133 | 8,030 | 10,484 | 10,735 | 3,121 | 3,365 | 210 | 255 | 201 | 245 |
| 14 years..... | 22,524 | 22,760 | 18,508 | 18,713 | 4,016 | 4,047 | 7,975 | 8,144 | 10,351 | 10,349 | 4,002 | 4,032 | 196 | 235 | 181 | 229 |
| 10 to 14 years.. | 114,122 | 115,208 | 99,030 | 99,463 | 15,092 | 15,745 | 41,700 | 41,704 | 56,313 | 56,603 | 15,043 | 15,685 | 1,066 | 1,216 | 1,017 | 1,184 |
| 15 years..... | 22,490 | 22,737 | 18,397 | 18,337 | 4,093 | 4,400 | 8,100 | 7,957 | 10,085 | 10,162 | 4,075 | 4,378 | 230 | 240 | 218 | 233 |
| 16 years..... | 22,878 | 23,742 | 18,253 | 18,564 | 4,625 | 5,178 | 8,235 | 8,307 | 9,805 | 10,016 | 4,592 | 5,157 | 246 | 262 | 225 | 253 |
| 17 years..... | 22,458 | 23,515 | 17,522 | 17,712 | 4,936 | 5,303 | 7,996 | 8,033 | 9,310 | 9,354 | 4,908 | 5,785 | 244 | 293 | 228 | 283 |
| 18 years..... | 23,587 | 26,146 | 17,429 | 18,463 | 6,153 | 7,683 | 8,180 | 8,711 | 8,998 | 9,463 | 6,099 | 7,365 | 310 | 317 | 267 | 311 |
| 19 years..... | 23,845 | 26,469 | 17,324 | 17,986 | 6,521 | 8,483 | 8,382 | 8,713 | 8,669 | 8,963 | 6,468 | 8,453 | 322 | 330 | 280 | 324 |
| 15 to 19 years.. | 115,258 | 122,609 | 88,925 | 91,062 | 26,333 | 31,547 | 40,893 | 41,771 | 46,867 | 47,968 | 26,142 | 31,428 | 1,356 | 1,442 | 1,218 | 1,414 |
| 20 years..... | 24,736 | 29,116 | 16,905 | 18,356 | 7,831 | 10,760 | 8,318 | 8,953 | 8,298 | 9,054 | 7,720 | 10,716 | 400 | 393 | 327 | 389 |
| 21 years..... | 24,968 | 27,539 | 17,236 | 17,473 | 7,732 | 10,061 | 8,437 | 8,542 | 8,500 | 8,604 | 7,654 | 10,018 | 377 | 375 | 329 | 373 |
| 22 years..... | 25,784 | 30,681 | 17,007 | 18,435 | 8,777 | 12,246 | 8,334 | 8,803 | 8,386 | 9,253 | 8,662 | 12,134 | 402 | 441 | 328 | 435 |
| 23 years..... | 26,235 | 30,724 | 17,122 | 18,465 | 9,113 | 12,259 | 8,431 | 8,565 | 8,344 | 9,431 | 8,994 | 12,207 | 466 | 521 | 406 | 516 |
| 24 years..... | 27,640 | 31,833 | 17,526 | 18,987 | 10,114 | 12,396 | 8,644 | 8,885 | 8,520 | 9,669 | 10,000 | 12,843 | 476 | 486 | 404 | 473 |
| 20 to 24 years.. | 129,363 | 149,943 | 85,796 | 91,721 | 43,587 | 58,222 | 42,164 | 43,748 | 42,048 | 46,011 | 43,030 | 57,968 | 2,121 | 2,216 | 1,794 | 2,191 |
| 25 years..... | 29,214 | 32,763 | 17,509 | 19,276 | 11,705 | 13,487 | 8,604 | 9,086 | 8,485 | 9,764 | 11,549 | 13,417 | 576 | 496 | 476 | 494 |
| 26 years..... | 27,012 | 29,305 | 16,314 | 17,441 | 10,698 | 11,864 | 8,087 | 8,199 | 7,867 | 8,339 | 10,563 | 11,821 | 495 | 396 | 407 | 394 |
| 27 years..... | 27,008 | 28,579 | 16,038 | 16,926 | 10,920 | 11,653 | 8,110 | 8,123 | 7,634 | 8,339 | 10,304 | 11,113 | 460 | 451 | 399 | 449 |
| 28 years..... | 28,739 | 29,778 | 16,043 | 16,773 | 12,696 | 13,005 | 8,144 | 8,134 | 7,519 | 8,223 | 12,519 | 12,954 | 557 | 412 | 440 | 407 |
| 29 years..... | 24,465 | 25,623 | 14,194 | 14,830 | 10,271 | 10,733 | 7,477 | 7,513 | 6,418 | 7,008 | 10,162 | 10,746 | 408 | 356 | 333 | 351 |
| 25 to 29 years.. | 136,438 | 146,048 | 80,143 | 85,246 | 56,290 | 60,802 | 40,422 | 41,108 | 37,923 | 42,278 | 55,597 | 60,551 | 2,496 | 2,111 | 2,055 | 2,095 |
| 30 years..... | 32,606 | 31,643 | 16,805 | 17,520 | 15,801 | 14,123 | 8,392 | 8,919 | 7,516 | 8,206 | 15,561 | 14,069 | 637 | 449 | 469 | 441 |
| 31 years..... | 20,212 | 20,727 | 12,170 | 12,773 | 8,042 | 7,954 | 6,802 | 6,975 | 5,142 | 5,539 | 7,932 | 7,918 | 336 | 245 | 260 | 240 |
| 32 years..... | 24,870 | 25,117 | 13,885 | 14,405 | 10,985 | 10,712 | 7,456 | 7,622 | 6,106 | 6,525 | 10,802 | 10,667 | 506 | 303 | 363 | 297 |
| 33 years..... | 22,371 | 22,257 | 12,492 | 12,879 | 9,878 | 9,378 | 7,018 | 6,996 | 5,235 | 5,630 | 9,723 | 9,348 | 395 | 233 | 274 | 232 |
| 34 years..... | 21,735 | 22,192 | 11,983 | 12,493 | 9,747 | 9,699 | 6,700 | 6,654 | 5,024 | 5,623 | 9,588 | 9,672 | 423 | 288 | 301 | 236 |
| 30 to 34 years.. | 121,794 | 121,936 | 67,341 | 70,070 | 54,433 | 51,866 | 36,868 | 37,166 | 29,023 | 31,623 | 53,606 | 51,674 | 2,297 | 1,468 | 1,667 | 1,446 |
| 35 years..... | 26,805 | 25,458 | 13,199 | 13,470 | 13,606 | 11,988 | 7,379 | 7,232 | 5,492 | 5,941 | 13,328 | 11,944 | 606 | 341 | 388 | 333 |
| 36 years..... | 20,230 | 20,459 | 10,709 | 11,322 | 9,521 | 9,137 | 6,098 | 6,191 | 4,429 | 4,950 | 9,335 | 9,114 | 363 | 204 | 205 | 199 |
| 37 years..... | 18,795 | 19,503 | 10,401 | 10,995 | 8,394 | 8,513 | 6,065 | 6,220 | 4,152 | 4,580 | 8,284 | 8,433 | 294 | 225 | 214 | 220 |
| 38 years..... | 23,073 | 23,313 | 12,355 | 13,140 | 10,723 | 10,173 | 7,133 | 7,353 | 4,963 | 5,527 | 10,539 | 10,131 | 443 | 302 | 293 | 300 |
| 39 years..... | 19,559 | 20,206 | 11,520 | 12,251 | 8,039 | 7,955 | 6,927 | 7,193 | 4,353 | 4,803 | 7,922 | 7,921 | 357 | 239 | 279 | 239 |
| 35 to 39 years.. | 108,467 | 108,949 | 58,184 | 61,173 | 50,233 | 47,771 | 33,602 | 34,194 | 23,339 | 25,801 | 49,408 | 47,593 | 2,063 | 1,361 | 1,379 | 1,346 |
| 40 years..... | 26,426 | 25,415 | 13,343 | 14,306 | 12,533 | 11,109 | 8,298 | 8,303 | 5,220 | 5,634 | 12,341 | 11,065 | 567 | 353 | 338 | 352 |
| 41 years..... | 14,489 | 14,463 | 9,186 | 9,555 | 5,303 | 4,913 | 5,863 | 6,042 | 3,134 | 3,330 | 5,231 | 4,902 | 211 | 144 | 156 | 142 |
| 42 years..... | 13,132 | 13,444 | 11,112 | 11,501 | 7,020 | 6,943 | 6,997 | 7,157 | 3,916 | 4,156 | 6,923 | 6,919 | 296 | 212 | 219 | 209 |
| 43 years..... | 15,293 | 15,960 | 9,736 | 10,312 | 5,557 | 5,648 | 6,432 | 6,717 | 3,159 | 3,445 | 5,495 | 5,630 | 207 | 163 | 163 | 164 |
| 44 years..... | 14,535 | 15,370 | 9,043 | 9,511 | 5,437 | 5,859 | 6,103 | 6,324 | 2,806 | 3,044 | 5,421 | 5,839 | 200 | 163 | 150 | 167 |
| 40 to 44 years.. | 83,375 | 89,637 | 52,925 | 55,185 | 35,950 | 34,472 | 33,698 | 34,543 | 18,285 | 19,709 | 35,411 | 34,355 | 1,481 | 1,045 | 1,081 | 1,023 |
| 45 years..... | 18,311 | 18,599 | 10,369 | 10,342 | 8,442 | 8,237 | 7,041 | 6,943 | 3,133 | 3,201 | 8,330 | 8,221 | 302 | 229 | 224 | 223 |
| 46 years..... | 12,975 | 13,642 | 8,123 | 8,544 | 4,847 | 5,093 | 5,774 | 6,035 | 2,227 | 2,388 | 4,780 | 5,075 | 194 | 144 | 150 | 141 |
| 47 years | | | | | | | | | | | | | | | | |

GENERAL NATIVITY, AND COLOR, BY STATES AND TERRITORIES: 1900—Continued.

MASSACHUSETTS.

| AGES. | AGGREGATE. | | NATIVE BORN. | | FOREIGN BORN. | | NATIVE WHITE— NATIVE PARENTS. | | NATIVE WHITE— FOREIGN PARENTS. | | FOREIGN WHITE. | | TOTAL COLORED. ¹ | | NEGRO. ² | |
|---------------------|------------|---------------|--------------|---------------|---------------|---------------|----------------------------------|---------------|-----------------------------------|---------------|-------------------|---------------|--------------------------------|---------------|---------------------|---------------|
| | Males. | Fe- males. | Males. | Fe- males. | Males. | Fe- males. | Males. | Fe- males. | Males. | Fe- males. | Males. | Fe- males. | Males. | Fe- males. | Males. | Fe- males. |
| 50 years..... | 18,116 | 19,294 | 9,055 | 9,574 | 9,061 | 9,720 | 7,049 | 7,392 | 1,785 | 1,972 | 8,969 | 9,680 | 313 | 250 | 253 | 246 |
| 51 years..... | 10,127 | 10,472 | 6,180 | 6,623 | 8,947 | 8,849 | 5,056 | 5,515 | 1,043 | 1,042 | 3,922 | 3,899 | 106 | 76 | 86 | 74 |
| 52 years..... | 11,791 | 12,409 | 6,715 | 7,065 | 5,076 | 5,335 | 5,452 | 5,781 | 1,124 | 1,164 | 5,036 | 5,318 | 179 | 137 | 155 | 135 |
| 53 years..... | 10,206 | 10,826 | 6,033 | 6,406 | 4,173 | 4,420 | 5,114 | 5,353 | 826 | 965 | 4,152 | 4,410 | 114 | 98 | 98 | 94 |
| 54 years..... | 10,438 | 11,323 | 5,982 | 6,661 | 4,456 | 4,662 | 5,080 | 5,606 | 794 | 944 | 4,424 | 4,646 | 140 | 127 | 115 | 125 |
| 50 to 54 years.. | 60,678 | 64,315 | 33,965 | 36,329 | 26,713 | 27,986 | 27,751 | 29,647 | 5,572 | 6,087 | 26,503 | 27,893 | 852 | 688 | 707 | 674 |
| 55 years..... | 11,570 | 12,799 | 6,000 | 6,682 | 5,570 | 6,117 | 5,061 | 5,618 | 826 | 954 | 5,546 | 6,102 | 135 | 125 | 120 | 122 |
| 56 years..... | 9,371 | 10,354 | 5,369 | 6,081 | 4,002 | 4,273 | 4,662 | 5,300 | 636 | 709 | 3,984 | 4,263 | 89 | 82 | 79 | 80 |
| 57 years..... | 8,248 | 9,133 | 5,004 | 5,693 | 3,244 | 3,440 | 4,386 | 4,998 | 541 | 621 | 3,225 | 3,431 | 96 | 88 | 81 | 81 |
| 58 years..... | 8,361 | 9,399 | 4,743 | 5,451 | 3,618 | 3,948 | 4,169 | 4,817 | 508 | 575 | 3,605 | 3,936 | 79 | 71 | 69 | 71 |
| 59 years..... | 7,580 | 8,583 | 4,581 | 5,365 | 2,999 | 3,218 | 4,073 | 4,821 | 447 | 491 | 2,992 | 3,208 | 63 | 63 | 60 | 59 |
| 55 to 59 years.. | 45,180 | 50,268 | 25,697 | 29,272 | 19,433 | 20,996 | 22,356 | 25,554 | 2,958 | 3,350 | 19,354 | 20,940 | 462 | 424 | 409 | 413 |
| 60 years..... | 11,297 | 13,648 | 5,313 | 6,405 | 5,984 | 7,243 | 4,713 | 5,635 | 482 | 656 | 5,971 | 7,223 | 131 | 134 | 126 | 131 |
| 61 years..... | 5,786 | 6,670 | 3,720 | 4,435 | 2,066 | 2,235 | 3,430 | 4,022 | 267 | 377 | 2,058 | 2,232 | 31 | 39 | 27 | 38 |
| 62 years..... | 7,121 | 8,071 | 4,279 | 4,936 | 2,842 | 3,135 | 3,900 | 4,455 | 328 | 433 | 2,840 | 3,128 | 53 | 55 | 50 | 53 |
| 63 years..... | 6,679 | 7,811 | 4,160 | 4,896 | 2,519 | 2,915 | 3,314 | 4,488 | 300 | 361 | 2,515 | 2,910 | 50 | 52 | 46 | 48 |
| 64 years..... | 5,931 | 7,224 | 3,722 | 4,552 | 2,209 | 2,672 | 3,437 | 4,217 | 247 | 296 | 2,204 | 2,666 | 43 | 45 | 43 | 44 |
| 60 to 64 years.. | 36,814 | 43,424 | 21,194 | 25,224 | 15,620 | 18,200 | 19,294 | 22,817 | 1,624 | 2,123 | 15,588 | 18,159 | 308 | 325 | 292 | 314 |
| 65 years..... | 7,226 | 9,065 | 3,827 | 4,648 | 3,399 | 4,417 | 3,526 | 4,254 | 238 | 330 | 3,393 | 4,412 | 69 | 69 | 68 | 67 |
| 66 years..... | 5,125 | 6,076 | 3,284 | 3,908 | 1,941 | 2,168 | 3,049 | 3,642 | 210 | 232 | 1,839 | 2,163 | 27 | 39 | 26 | 37 |
| 67 years..... | 5,111 | 5,974 | 3,250 | 3,833 | 1,861 | 2,141 | 3,049 | 3,588 | 171 | 215 | 1,857 | 2,139 | 34 | 32 | 33 | 30 |
| 68 years..... | 4,717 | 5,906 | 2,835 | 3,683 | 1,832 | 2,218 | 2,702 | 3,458 | 154 | 202 | 1,827 | 2,216 | 34 | 30 | 32 | 27 |
| 69 years..... | 4,050 | 5,106 | 2,641 | 3,424 | 1,409 | 1,682 | 2,485 | 3,200 | 136 | 196 | 1,407 | 1,678 | 22 | 32 | 22 | 31 |
| 65 to 69 years.. | 26,229 | 32,127 | 15,887 | 19,501 | 10,342 | 12,626 | 14,811 | 18,142 | 909 | 1,175 | 10,323 | 12,608 | 186 | 202 | 181 | 192 |
| 70 years..... | 5,319 | 7,074 | 2,942 | 3,714 | 2,377 | 3,360 | 2,772 | 3,450 | 136 | 205 | 2,367 | 3,352 | 44 | 67 | 40 | 66 |
| 71 years..... | 3,222 | 3,806 | 2,279 | 2,512 | 943 | 994 | 2,173 | 2,638 | 93 | 104 | 941 | 993 | 15 | 21 | 14 | 19 |
| 72 years..... | 3,463 | 4,303 | 2,339 | 2,981 | 1,124 | 1,327 | 2,240 | 2,844 | 90 | 112 | 1,124 | 1,326 | 9 | 26 | 9 | 22 |
| 73 years..... | 3,123 | 3,727 | 2,131 | 2,639 | 942 | 1,088 | 2,083 | 2,513 | 79 | 105 | 940 | 1,086 | 21 | 23 | 20 | 23 |
| 74 years..... | 2,730 | 3,444 | 1,943 | 2,475 | 787 | 969 | 1,848 | 2,379 | 75 | 83 | 785 | 969 | 22 | 13 | 20 | 12 |
| 70 to 74 years.. | 17,857 | 22,359 | 11,684 | 14,621 | 6,173 | 7,738 | 11,116 | 13,874 | 473 | 609 | 6,157 | 7,726 | 111 | 150 | 103 | 142 |
| 75 years..... | 3,121 | 4,106 | 1,968 | 2,553 | 1,153 | 1,553 | 1,870 | 2,427 | 76 | 98 | 1,150 | 1,550 | 25 | 31 | 24 | 31 |
| 76 years..... | 2,366 | 3,020 | 1,699 | 2,225 | 687 | 795 | 1,636 | 2,127 | 80 | 80 | 686 | 790 | 13 | 23 | 12 | 22 |
| 77 years..... | 2,024 | 2,455 | 1,505 | 1,875 | 519 | 580 | 1,445 | 1,779 | 53 | 79 | 517 | 577 | 9 | 20 | 8 | 20 |
| 78 years..... | 1,965 | 2,414 | 1,417 | 1,795 | 548 | 619 | 1,350 | 1,712 | 48 | 64 | 546 | 613 | 21 | 20 | 19 | 20 |
| 79 years..... | 1,616 | 2,032 | 1,187 | 1,566 | 429 | 466 | 1,139 | 1,508 | 37 | 51 | 429 | 463 | 11 | 10 | 11 | 10 |
| 75 to 79 years.. | 11,112 | 14,027 | 7,776 | 10,014 | 3,336 | 4,013 | 7,440 | 9,553 | 265 | 372 | 3,328 | 3,998 | 79 | 104 | 74 | 103 |
| 80 years..... | 1,741 | 2,468 | 1,123 | 1,624 | 618 | 844 | 1,082 | 1,540 | 34 | 68 | 617 | 842 | 8 | 18 | 7 | 17 |
| 81 years..... | 1,142 | 1,519 | 871 | 1,255 | 271 | 264 | 838 | 1,201 | 29 | 47 | 270 | 263 | 5 | 8 | 4 | 8 |
| 82 years..... | 990 | 1,405 | 751 | 1,121 | 239 | 284 | 726 | 1,079 | 22 | 31 | 238 | 283 | 4 | 12 | 4 | 12 |
| 83 years..... | 860 | 1,144 | 668 | 911 | 192 | 233 | 639 | 883 | 22 | 22 | 192 | 232 | 7 | 7 | 7 | 6 |
| 84 years..... | 733 | 1,019 | 547 | 806 | 186 | 213 | 526 | 778 | 16 | 22 | 186 | 211 | 5 | 8 | 5 | 8 |
| 80 to 84 years.. | 5,466 | 7,555 | 3,960 | 5,717 | 1,506 | 1,838 | 3,811 | 5,481 | 123 | 190 | 1,503 | 1,831 | 29 | 53 | 27 | 51 |
| 85 years..... | 594 | 832 | 431 | 662 | 163 | 220 | 413 | 633 | 12 | 19 | 163 | 219 | 6 | 11 | 6 | 11 |
| 86 years..... | 396 | 708 | 310 | 573 | 86 | 135 | 298 | 542 | 9 | 24 | 86 | 135 | 3 | 7 | 3 | 5 |
| 87 years..... | 353 | 599 | 288 | 499 | 65 | 100 | 277 | 480 | 8 | 17 | 65 | 99 | 3 | 3 | 2 | 3 |
| 88 years..... | 278 | 462 | 211 | 387 | 67 | 75 | 197 | 373 | 11 | 12 | 67 | 73 | 3 | 4 | 3 | 4 |
| 89 years..... | 212 | 345 | 161 | 286 | 51 | 59 | 154 | 274 | 4 | 8 | 51 | 59 | 3 | 4 | 3 | 4 |
| 85 to 89 years.. | 1,833 | 2,996 | 1,401 | 2,407 | 432 | 589 | 1,339 | 2,302 | 44 | 80 | 432 | 585 | 18 | 29 | 17 | 27 |
| 90 years..... | 173 | 317 | 121 | 201 | 52 | 116 | 114 | 195 | 4 | 5 | 52 | 116 | 3 | 1 | 3 | 1 |
| 91 years..... | 101 | 187 | 86 | 163 | 15 | 24 | 83 | 161 | 3 | 3 | 15 | 24 | | | | |
| 92 years..... | 63 | 156 | 51 | 128 | 12 | 23 | 50 | 123 | 1 | 5 | 12 | 23 | | | | |
| 93 years..... | 54 | 132 | 44 | 103 | 10 | 29 | 44 | 97 | 3 | 3 | 10 | 28 | | | | |
| 94 years..... | 27 | 82 | 21 | 63 | 6 | 14 | 20 | 63 | | 2 | 6 | 14 | | | | |
| 90 to 94 years.. | 418 | 874 | 323 | 663 | 95 | 211 | 311 | 639 | 8 | 17 | 95 | 210 | 4 | 8 | 4 | 7 |
| 95 years..... | 18 | 65 | 7 | 40 | 11 | 25 | 7 | 38 | | | 11 | 25 | | | | |
| 96 years..... | 13 | 41 | 7 | 28 | 6 | 13 | 6 | 28 | 1 | | 6 | 13 | | | | |
| 97 years..... | 8 | 30 | 6 | 21 | 2 | 9 | 6 | 20 | | | 2 | 9 | | | | |
| 98 years..... | 10 | 17 | 4 | 8 | 6 | 9 | 3 | 8 | 1 | | 6 | 9 | | | | |
| 99 years..... | 3 | 8 | 2 | 6 | 1 | 2 | 2 | 5 | | | 1 | 2 | | | | |
| 95 to 99 years.. | 52 | 161 | 26 | 103 | 26 | 58 | 24 | 99 | 2 | | 26 | 58 | | | | |
| 100 years and over. | 12 | 29 | 3 | 15 | 9 | 14 | 2 | 11 | 1 | 1 | 9 | 14 | | | | |
| Age unknown.... | 6,425 | 8,103 | 4,343 | 2,090 | 2,082 | 1,013 | 3,955 | 1,820 | 264 | 188 | 2,038 | 1,007 | 168 | 88 | 132 | 88 |

¹ Persons of negro descent, Chinese, Japanese, and Indians.

² Includes all persons of negro descent.

STATISTICS OF POPULATION.

TABLE 2.—AGES OF THE AGGREGATE POPULATION, CLASSIFIED BY SEX
MICHIGAN.

| AGES. | AGGREGATE. | | NATIVE BORN. | | FOREIGN BORN. | | NATIVE WHITE— NATIVE PARENTS. | | NATIVE WHITE— FOREIGN PARENTS. | | FOREIGN WHITE. | | TOTAL COLORED. ¹ | | NEGRO. ² | |
|---------------------|------------|---------------|--------------|---------------|---------------|---------------|----------------------------------|---------------|-----------------------------------|---------------|-------------------|---------------|--------------------------------|---------------|---------------------|---------------|
| | Males. | Fe- males. | Males. | Fe- males. | Males. | Fe- males. | Males. | Fe- males. | Males. | Fe- males. | Males. | Fe- males. | Males. | Fe- males. | Males. | Fe- males. |
| All ages | 1,248,905 | 1,172,077 | 952,866 | 926,463 | 296,039 | 245,614 | 522,852 | 503,862 | 419,054 | 412,599 | 295,192 | 245,004 | 11,807 | 10,612 | 8,220 | 7,596 |
| Under 1 month..... | 2,885 | 2,280 | 2,381 | 2,277 | 4 | 3 | 1,122 | 1,083 | 1,236 | 1,169 | 4 | 3 | 23 | 25 | 10 | 11 |
| 1 to 2 months..... | 5,090 | 4,924 | 5,081 | 4,914 | 9 | 10 | 2,488 | 2,405 | 2,552 | 2,464 | 9 | 10 | 41 | 45 | 22 | 26 |
| 3 to 5 months..... | 6,413 | 6,404 | 6,390 | 6,367 | 28 | 37 | 3,105 | 3,034 | 3,240 | 3,271 | 28 | 36 | 45 | 63 | 31 | 33 |
| 6 to 8 months..... | 6,526 | 6,198 | 6,487 | 6,148 | 39 | 50 | 3,132 | 3,018 | 3,314 | 3,088 | 39 | 49 | 41 | 48 | 23 | 34 |
| 9 to 11 months..... | 7,040 | 6,896 | 6,990 | 6,842 | 50 | 54 | 3,519 | 3,475 | 3,418 | 3,312 | 50 | 53 | 53 | 56 | 37 | 38 |
| Under 1 year.. | 27,459 | 26,702 | 27,329 | 26,548 | 130 | 154 | 13,366 | 13,015 | 13,760 | 13,299 | 130 | 151 | 203 | 237 | 123 | 142 |
| 1 year..... | 25,457 | 24,805 | 25,203 | 24,537 | 254 | 268 | 12,346 | 11,968 | 12,667 | 12,388 | 250 | 266 | 194 | 183 | 118 | 122 |
| 2 years..... | 25,762 | 24,907 | 25,452 | 24,589 | 310 | 338 | 12,134 | 11,799 | 13,122 | 12,556 | 307 | 336 | 199 | 216 | 126 | 143 |
| 3 years..... | 26,759 | 26,348 | 26,370 | 25,980 | 389 | 368 | 12,380 | 12,382 | 13,786 | 13,392 | 385 | 362 | 208 | 212 | 125 | 129 |
| 4 years..... | 26,480 | 25,979 | 26,030 | 25,564 | 450 | 415 | 12,023 | 11,978 | 13,786 | 13,401 | 448 | 414 | 223 | 186 | 148 | 111 |
| 1 to 4 years ... | 104,458 | 102,089 | 103,055 | 100,650 | 1,408 | 1,389 | 48,883 | 48,127 | 53,361 | 51,737 | 1,390 | 1,378 | 824 | 797 | 517 | 505 |
| 5 years..... | 26,349 | 25,732 | 25,860 | 25,262 | 489 | 470 | 11,903 | 11,503 | 13,751 | 13,564 | 484 | 468 | 211 | 197 | 132 | 133 |
| 6 years..... | 27,054 | 26,294 | 26,539 | 25,777 | 515 | 517 | 12,060 | 11,739 | 14,307 | 13,832 | 509 | 514 | 178 | 209 | 112 | 140 |
| 7 years..... | 27,393 | 26,489 | 26,686 | 25,893 | 707 | 656 | 12,044 | 11,742 | 14,432 | 13,876 | 701 | 655 | 216 | 216 | 135 | 138 |
| 8 years..... | 27,157 | 26,210 | 26,191 | 25,357 | 966 | 853 | 12,052 | 11,549 | 13,900 | 13,561 | 953 | 846 | 247 | 254 | 151 | 160 |
| 9 years..... | 25,946 | 25,435 | 24,808 | 24,286 | 1,138 | 1,149 | 11,359 | 10,983 | 13,283 | 13,077 | 1,132 | 1,149 | 222 | 226 | 145 | 144 |
| 5 to 9 years ... | 133,899 | 130,160 | 130,084 | 126,515 | 3,815 | 3,645 | 59,418 | 57,516 | 69,623 | 67,910 | 3,784 | 3,632 | 1,074 | 1,102 | 675 | 715 |
| 10 years..... | 26,597 | 25,773 | 25,138 | 24,426 | 1,409 | 1,347 | 11,710 | 11,123 | 13,246 | 13,105 | 1,405 | 1,341 | 236 | 199 | 139 | 135 |
| 11 years..... | 24,744 | 24,322 | 23,274 | 22,847 | 1,470 | 1,475 | 10,726 | 10,459 | 12,344 | 12,180 | 1,465 | 1,463 | 209 | 220 | 149 | 160 |
| 12 years..... | 25,085 | 24,555 | 23,258 | 22,728 | 1,780 | 1,827 | 10,845 | 10,663 | 12,193 | 11,827 | 1,776 | 1,822 | 224 | 243 | 149 | 156 |
| 13 years..... | 23,664 | 23,736 | 21,764 | 21,816 | 1,900 | 1,920 | 10,261 | 10,285 | 11,280 | 11,324 | 1,893 | 1,912 | 230 | 215 | 156 | 147 |
| 14 years..... | 24,876 | 24,312 | 22,670 | 22,268 | 2,206 | 2,044 | 10,671 | 10,476 | 11,770 | 11,560 | 2,200 | 2,036 | 235 | 240 | 159 | 164 |
| 10 to 14 years.. | 124,919 | 122,698 | 116,154 | 114,085 | 8,765 | 8,613 | 54,213 | 53,011 | 60,833 | 59,996 | 8,789 | 8,574 | 1,134 | 1,117 | 732 | 762 |
| 15 years..... | 23,968 | 23,822 | 21,716 | 21,690 | 2,252 | 2,132 | 10,175 | 9,895 | 11,334 | 11,577 | 2,242 | 2,119 | 217 | 231 | 161 | 159 |
| 16 years..... | 24,252 | 24,073 | 21,689 | 21,510 | 2,563 | 2,563 | 10,333 | 10,234 | 11,124 | 11,053 | 2,555 | 2,555 | 240 | 231 | 170 | 173 |
| 17 years..... | 23,466 | 23,553 | 20,627 | 20,781 | 2,839 | 2,822 | 10,023 | 10,075 | 10,403 | 10,477 | 2,827 | 2,813 | 203 | 187 | 144 | 142 |
| 18 years..... | 22,792 | 23,092 | 19,295 | 19,728 | 3,497 | 3,364 | 9,667 | 9,851 | 9,411 | 9,575 | 3,437 | 3,346 | 227 | 220 | 166 | 152 |
| 19 years..... | 21,915 | 22,208 | 17,955 | 18,547 | 3,960 | 3,661 | 9,245 | 9,663 | 8,503 | 8,707 | 3,946 | 3,641 | 221 | 197 | 132 | 136 |
| 15 to 19 years.. | 116,393 | 116,748 | 101,282 | 102,206 | 15,111 | 14,542 | 49,448 | 49,719 | 50,780 | 51,489 | 15,057 | 14,474 | 1,103 | 1,066 | 793 | 782 |
| 20 years..... | 22,299 | 23,159 | 17,609 | 18,612 | 4,690 | 4,547 | 9,231 | 9,599 | 8,160 | 8,810 | 4,677 | 4,527 | 231 | 223 | 167 | 168 |
| 21 years..... | 22,470 | 21,517 | 17,403 | 17,237 | 5,067 | 4,280 | 9,260 | 9,009 | 7,951 | 8,046 | 5,054 | 4,259 | 205 | 203 | 158 | 165 |
| 22 years..... | 22,073 | 22,391 | 16,745 | 17,784 | 5,323 | 4,607 | 8,772 | 9,153 | 7,795 | 8,444 | 5,315 | 4,591 | 191 | 198 | 135 | 157 |
| 23 years..... | 22,224 | 21,909 | 17,062 | 17,193 | 5,162 | 4,716 | 9,029 | 8,877 | 7,824 | 8,123 | 5,145 | 4,699 | 226 | 205 | 167 | 161 |
| 24 years..... | 22,583 | 21,787 | 17,133 | 17,051 | 5,450 | 4,736 | 9,007 | 8,634 | 7,923 | 8,229 | 5,432 | 4,718 | 221 | 206 | 159 | 158 |
| 20 to 24 years.. | 111,649 | 110,763 | 85,952 | 87,377 | 25,697 | 22,836 | 45,299 | 45,277 | 39,653 | 41,657 | 25,623 | 22,794 | 1,074 | 1,035 | 736 | 809 |
| 25 years..... | 21,505 | 21,318 | 15,806 | 16,481 | 5,599 | 4,837 | 8,285 | 8,367 | 7,412 | 7,944 | 5,580 | 4,821 | 223 | 186 | 162 | 139 |
| 26 years..... | 20,543 | 19,655 | 15,070 | 15,115 | 5,478 | 4,540 | 7,780 | 7,780 | 7,108 | 7,174 | 5,462 | 4,520 | 193 | 181 | 143 | 140 |
| 27 years..... | 20,039 | 18,955 | 14,421 | 14,233 | 5,618 | 4,672 | 7,607 | 7,379 | 6,618 | 6,765 | 5,590 | 4,653 | 224 | 158 | 167 | 125 |
| 28 years..... | 20,662 | 19,045 | 14,743 | 14,073 | 5,919 | 4,972 | 7,841 | 7,396 | 6,713 | 6,494 | 5,893 | 4,955 | 215 | 200 | 144 | 155 |
| 29 years..... | 18,696 | 17,763 | 13,017 | 12,934 | 5,679 | 4,829 | 7,042 | 6,923 | 5,828 | 5,885 | 5,663 | 4,814 | 163 | 141 | 130 | 107 |
| 25 to 29 years.. | 101,450 | 96,736 | 73,157 | 72,886 | 23,293 | 23,850 | 38,555 | 37,845 | 33,679 | 34,262 | 23,188 | 23,763 | 1,023 | 866 | 746 | 666 |
| 30 years..... | 22,024 | 20,185 | 14,786 | 14,488 | 7,238 | 5,697 | 8,040 | 7,839 | 6,511 | 6,445 | 7,219 | 5,679 | 254 | 222 | 137 | 153 |
| 31 years..... | 16,690 | 15,543 | 11,647 | 11,374 | 5,043 | 4,169 | 6,488 | 6,277 | 5,019 | 4,976 | 5,022 | 4,157 | 161 | 133 | 124 | 109 |
| 32 years..... | 18,521 | 17,479 | 12,371 | 12,231 | 6,150 | 5,248 | 6,993 | 6,850 | 5,232 | 5,256 | 6,129 | 5,230 | 167 | 143 | 125 | 117 |
| 33 years..... | 18,232 | 16,595 | 11,784 | 11,329 | 6,448 | 5,266 | 6,650 | 6,374 | 4,984 | 4,821 | 6,429 | 5,246 | 169 | 154 | 129 | 132 |
| 34 years..... | 17,199 | 15,942 | 10,675 | 10,496 | 6,524 | 5,446 | 5,992 | 5,737 | 4,538 | 4,584 | 6,498 | 5,436 | 171 | 135 | 125 | 95 |
| 30 to 34 years.. | 92,666 | 85,744 | 61,263 | 59,918 | 31,403 | 25,326 | 34,163 | 33,127 | 26,284 | 26,082 | 31,297 | 25,748 | 922 | 737 | 690 | 606 |
| 35 years..... | 18,339 | 16,103 | 10,950 | 10,355 | 7,389 | 5,748 | 6,205 | 5,709 | 4,562 | 4,475 | 7,349 | 5,739 | 223 | 180 | 156 | 133 |
| 36 years..... | 16,855 | 15,410 | 10,078 | 9,808 | 6,777 | 5,602 | 5,573 | 5,574 | 4,367 | 4,112 | 6,741 | 5,589 | 174 | 135 | 116 | 103 |
| 37 years..... | 16,471 | 15,140 | 10,058 | 9,870 | 6,413 | 5,270 | 5,870 | 5,582 | 4,046 | 4,179 | 6,380 | 5,256 | 176 | 123 | 127 | 97 |
| 38 years..... | 18,181 | 16,043 | 11,063 | 10,537 | 7,118 | 5,506 | 6,422 | 6,060 | 4,468 | 4,318 | 7,086 | 5,492 | 205 | 173 | 143 | 127 |
| 39 years..... | 17,307 | 15,212 | 10,726 | 10,139 | 6,581 | 5,073 | 6,375 | 5,871 | 4,206 | 4,126 | 6,562 | 5,062 | 164 | 153 | 122 | 117 |
| 35 to 39 years.. | 87,153 | 77,908 | 52,375 | 50,709 | 34,278 | 27,199 | 30,445 | 28,796 | 21,649 | 21,210 | 34,118 | 27,138 | 941 | 764 | 669 | 577 |
| 40 years..... | 19,655 | 16,139 | 11,693 | 10,336 | 7,962 | 5,753 | 6,956 | 6,069 | 4,529 | 4,112 | 7,930 | 5,741 | 241 | 217 | 137 | 139 |
| 41 years..... | 14,136 | 12,703 | 8,368 | 8,605 | 5,163 | 4,193 | 5,474 | 5,151 | 3,392 | 3,278 | 5,152 | 4,191 | 118 | 83 | 92 | 70 |
| 42 years..... | 16,645 | 14,344 | 10,321 | 9,493 | 6,324 | 4,851 | 6,272 | 5,764 | 3,911 | 3,596 | 6,306 | 4,834 | 156 | 150 | 113 | 119 |
| 43 years..... | 14,443 | 13,001 | 8,359 | 8,653 | 5,439 | 4,343 | 5,626 | 5,350 | 3,222 | 3,206 | 5,470 | 4,337 | 130 | 103 | 103 | 83 |
| 44 years..... | 14,293 | 12,365 | 8,690 | 7,837 | 5,603 | 4,478 | 5,557 | 5,067 | 3,000 | 2,742 | 5,586 | 4,469 | 150 | 87 | 111 | 68 |
| 40 to 44 years.. | 79,177 | 68,552 | 48,631 | 44,924 | 30,546 | 23,623 | 29,884 | 27,401 | 18,054 | 16,934 | 30,444 | 23,372 | 795 | 645 | 556 | 479 |
| 45 years..... | 15,638 | 12,620 | 9,246 | 7,962 | 6,442 | 4,655 | 6,104 | 5,191 | 2,984 | 2,627 | 6,418 | 4,651 | 132 | 151 | 127 | 98 |
| 46 years..... | 12,778 | 11,041 | 7,865 | 7,085 | 4,913 | 3,956 | 5,213 | 4,731 | 2,541 | 2,210 | 4,901 | 3,953 | 123 | 97 | 92 | 73 |
| 47 years..... | 12,350 | 10,794 | 7,442 | 6,765 | 4,903 | 4,029 | 5,121 | 4,598 | 2,222 | 2,071 | 4,904 | 4,023 | 10 | | | |

GENERAL NATIVITY, AND COLOR, BY STATES AND TERRITORIES: 1900—Continued.

MICHIGAN.

| AGES. | AGGREGATE. | | NATIVE BORN. | | FOREIGN BORN. | | NATIVE WHITE— NATIVE PARENTS. | | NATIVE WHITE— FOREIGN PARENTS. | | FOREIGN WHITE. | | TOTAL COLORED. ¹ | | NEGRO. ² | |
|---------------------|------------|---------------|--------------|---------------|---------------|---------------|----------------------------------|---------------|-----------------------------------|---------------|-------------------|---------------|--------------------------------|---------------|---------------------|---------------|
| | Males. | Fe- males. | Males. | Fe- males. | Males. | Fe- males. | Males. | Fe- males. | Males. | Fe- males. | Males. | Fe- males. | Males. | Fe- males. | Males. | Fe- males. |
| 50 years..... | 14,160 | 11,865 | 7,627 | 6,848 | 6,533 | 5,017 | 5,517 | 5,007 | 1,943 | 1,687 | 6,515 | 5,010 | 185 | 161 | 115 | 107 |
| 51 years..... | 10,225 | 8,716 | 5,867 | 5,338 | 4,358 | 3,378 | 4,354 | 4,061 | 1,421 | 1,235 | 4,351 | 3,374 | 99 | 46 | 80 | 39 |
| 52 years..... | 11,409 | 9,560 | 6,433 | 5,742 | 4,976 | 3,818 | 4,872 | 4,379 | 1,463 | 1,276 | 4,969 | 3,814 | 105 | 91 | 76 | 73 |
| 53 years..... | 10,312 | 8,398 | 5,883 | 5,432 | 4,429 | 3,466 | 4,573 | 4,149 | 1,226 | 1,213 | 4,420 | 3,460 | 93 | 76 | 71 | 63 |
| 54 years..... | 10,182 | 8,888 | 5,580 | 5,326 | 4,602 | 3,557 | 4,274 | 4,171 | 1,214 | 1,086 | 4,593 | 3,556 | 101 | 70 | 78 | 60 |
| 50 to 54 years.. | 56,288 | 47,922 | 31,890 | 28,686 | 24,898 | 19,236 | 23,590 | 21,767 | 7,267 | 6,497 | 24,848 | 19,214 | 583 | 444 | 420 | 342 |
| 55 years..... | 11,067 | 9,443 | 6,131 | 5,581 | 4,936 | 3,862 | 4,703 | 4,390 | 1,329 | 1,091 | 4,927 | 3,859 | 108 | 108 | 72 | 67 |
| 56 years..... | 9,712 | 8,682 | 5,458 | 5,208 | 4,254 | 3,474 | 4,269 | 4,127 | 1,100 | 1,002 | 4,246 | 3,470 | 97 | 83 | 78 | 63 |
| 57 years..... | 8,499 | 7,709 | 4,834 | 4,798 | 3,665 | 2,911 | 3,822 | 3,875 | 947 | 874 | 3,661 | 2,907 | 69 | 53 | 57 | 44 |
| 58 years..... | 8,342 | 7,421 | 4,671 | 4,399 | 3,671 | 3,022 | 3,706 | 3,512 | 888 | 842 | 3,668 | 3,018 | 80 | 49 | 56 | 37 |
| 59 years..... | 7,681 | 7,114 | 4,392 | 4,319 | 3,299 | 2,795 | 3,490 | 3,494 | 831 | 775 | 3,297 | 2,794 | 73 | 51 | 55 | 36 |
| 55 to 59 years.. | 45,311 | 40,369 | 25,486 | 24,305 | 19,825 | 16,064 | 19,990 | 19,398 | 5,095 | 4,584 | 19,799 | 16,048 | 427 | 339 | 318 | 247 |
| 60 years..... | 8,997 | 8,087 | 4,729 | 4,579 | 4,268 | 3,488 | 3,760 | 3,705 | 867 | 765 | 4,262 | 3,482 | 108 | 115 | 71 | 72 |
| 61 years..... | 6,006 | 5,493 | 3,484 | 3,380 | 2,522 | 2,108 | 2,861 | 2,847 | 573 | 520 | 2,519 | 2,108 | 53 | 28 | 41 | 21 |
| 62 years..... | 6,966 | 6,267 | 3,936 | 3,683 | 3,010 | 2,584 | 3,241 | 3,075 | 658 | 567 | 3,006 | 2,582 | 61 | 43 | 53 | 30 |
| 63 years..... | 6,925 | 6,183 | 3,878 | 3,670 | 3,047 | 2,513 | 3,225 | 3,055 | 600 | 587 | 3,045 | 2,512 | 55 | 29 | 46 | 27 |
| 64 years..... | 6,262 | 5,719 | 3,498 | 3,357 | 2,764 | 2,362 | 2,921 | 2,839 | 531 | 474 | 2,764 | 2,361 | 46 | 45 | 39 | 37 |
| 60 to 64 years.. | 35,166 | 31,729 | 19,545 | 18,679 | 15,611 | 13,050 | 16,008 | 15,521 | 3,229 | 2,913 | 15,596 | 13,040 | 323 | 255 | 250 | 187 |
| 65 years..... | 6,412 | 5,827 | 3,427 | 3,251 | 2,985 | 2,576 | 2,918 | 2,736 | 450 | 447 | 2,984 | 2,575 | 60 | 69 | 39 | 49 |
| 66 years..... | 5,796 | 5,213 | 3,225 | 3,036 | 2,571 | 2,177 | 2,760 | 2,686 | 411 | 363 | 2,566 | 2,176 | 59 | 38 | 45 | 29 |
| 67 years..... | 5,593 | 4,751 | 3,118 | 2,745 | 2,475 | 2,006 | 2,706 | 2,389 | 375 | 311 | 2,474 | 2,004 | 38 | 47 | 26 | 33 |
| 68 years..... | 4,830 | 4,285 | 2,702 | 2,430 | 2,128 | 1,855 | 2,321 | 2,139 | 338 | 266 | 2,127 | 1,855 | 44 | 25 | 30 | 13 |
| 69 years..... | 4,505 | 3,921 | 2,476 | 2,313 | 2,029 | 1,608 | 2,155 | 2,008 | 289 | 272 | 2,028 | 1,606 | 33 | 35 | 20 | 26 |
| 65 to 69 years.. | 27,136 | 23,997 | 14,948 | 13,775 | 12,188 | 10,222 | 12,860 | 11,908 | 1,863 | 1,659 | 12,179 | 10,216 | 234 | 214 | 160 | 150 |
| 70 years..... | 4,790 | 4,198 | 2,540 | 2,257 | 2,050 | 1,941 | 2,189 | 1,963 | 265 | 225 | 2,250 | 1,939 | 86 | 71 | 46 | 30 |
| 71 years..... | 3,550 | 3,052 | 1,984 | 1,795 | 1,576 | 1,254 | 1,745 | 1,626 | 211 | 154 | 1,576 | 1,253 | 28 | 19 | 22 | 16 |
| 72 years..... | 3,758 | 3,208 | 2,020 | 1,897 | 1,738 | 1,311 | 1,783 | 1,710 | 203 | 170 | 1,736 | 1,309 | 31 | 19 | 21 | 14 |
| 73 years..... | 3,254 | 2,772 | 1,800 | 1,603 | 1,464 | 1,164 | 1,574 | 1,440 | 202 | 151 | 1,454 | 1,163 | 24 | 18 | 17 | 14 |
| 74 years..... | 2,907 | 2,568 | 1,523 | 1,469 | 1,384 | 1,119 | 1,366 | 1,312 | 139 | 145 | 1,384 | 1,118 | 18 | 13 | 13 | 10 |
| 70 to 74 years.. | 18,269 | 15,818 | 9,867 | 9,029 | 8,402 | 6,789 | 8,657 | 8,051 | 1,025 | 845 | 8,400 | 6,782 | 187 | 140 | 119 | 84 |
| 75 years..... | 3,028 | 2,596 | 1,650 | 1,417 | 1,378 | 1,179 | 1,435 | 1,265 | 180 | 126 | 1,377 | 1,176 | 36 | 29 | 22 | 17 |
| 76 years..... | 2,577 | 2,156 | 1,439 | 1,242 | 1,138 | 914 | 1,302 | 1,112 | 120 | 115 | 1,138 | 914 | 17 | 15 | 10 | 11 |
| 77 years..... | 2,161 | 1,868 | 1,241 | 1,095 | 920 | 773 | 1,108 | 960 | 118 | 121 | 918 | 773 | 17 | 14 | 16 | 10 |
| 78 years..... | 2,010 | 1,695 | 1,132 | 987 | 878 | 708 | 1,013 | 890 | 101 | 83 | 877 | 708 | 14 | 14 | 6 | 9 |
| 79 years..... | 1,658 | 1,366 | 1,001 | 800 | 657 | 566 | 882 | 715 | 99 | 70 | 657 | 566 | 20 | 15 | 17 | 11 |
| 75 to 79 years.. | 11,434 | 9,681 | 6,463 | 5,541 | 4,971 | 4,140 | 5,745 | 4,942 | 618 | 515 | 4,967 | 4,137 | 104 | 87 | 71 | 58 |
| 80 years..... | 1,621 | 1,520 | 918 | 881 | 703 | 639 | 798 | 765 | 90 | 79 | 703 | 638 | 30 | 38 | 11 | 11 |
| 81 years..... | 1,203 | 920 | 749 | 553 | 459 | 367 | 662 | 489 | 81 | 58 | 459 | 367 | 6 | 6 | 5 | 2 |
| 82 years..... | 1,031 | 883 | 606 | 550 | 425 | 333 | 533 | 500 | 59 | 44 | 425 | 333 | 14 | 6 | 13 | 3 |
| 83 years..... | 826 | 763 | 539 | 502 | 287 | 261 | 484 | 450 | 48 | 47 | 287 | 260 | 7 | 6 | 3 | 6 |
| 84 years..... | 698 | 695 | 403 | 403 | 295 | 292 | 356 | 359 | 42 | 38 | 295 | 292 | 5 | 6 | 3 | 4 |
| 80 to 84 years.. | 5,384 | 4,781 | 3,215 | 2,889 | 2,169 | 1,892 | 2,833 | 2,563 | 320 | 266 | 2,169 | 1,890 | 62 | 62 | 35 | 26 |
| 85 years..... | 560 | 511 | 339 | 302 | 221 | 209 | 303 | 261 | 26 | 33 | 221 | 208 | 10 | 9 | 5 | 6 |
| 86 years..... | 393 | 447 | 231 | 281 | 162 | 166 | 197 | 256 | 29 | 22 | 162 | 166 | 5 | 3 | 2 | 1 |
| 87 years..... | 379 | 361 | 219 | 210 | 160 | 151 | 190 | 183 | 26 | 16 | 159 | 151 | 4 | 11 | 3 | 6 |
| 88 years..... | 288 | 280 | 177 | 169 | 111 | 111 | 144 | 148 | 24 | 19 | 111 | 111 | 9 | 2 | 8 | 3 |
| 89 years..... | 186 | 171 | 106 | 110 | 80 | 61 | 84 | 95 | 21 | 12 | 78 | 61 | 3 | 3 | 1 | 3 |
| 85 to 89 years.. | 1,806 | 1,770 | 1,072 | 1,072 | 734 | 698 | 913 | 943 | 126 | 102 | 731 | 697 | 31 | 28 | 19 | 16 |
| 90 years..... | 142 | 159 | 69 | 104 | 73 | 55 | 56 | 83 | 6 | 8 | 72 | 54 | 8 | 14 | 2 | 6 |
| 91 years..... | 87 | 100 | 37 | 72 | 36 | 28 | 45 | 63 | 6 | 8 | 36 | 28 | 1 | 1 | 1 | 1 |
| 92 years..... | 63 | 78 | 31 | 44 | 26 | 34 | 29 | 39 | 7 | 5 | 26 | 34 | 1 | 1 | 1 | 1 |
| 93 years..... | 53 | 59 | 32 | 38 | 21 | 21 | 27 | 29 | 4 | 6 | 21 | 21 | 1 | 3 | 1 | 2 |
| 94 years..... | 38 | 43 | 23 | 26 | 15 | 17 | 20 | 22 | 2 | 4 | 15 | 17 | 1 | 1 | 1 | 1 |
| 90 to 94 years.. | 383 | 439 | 212 | 284 | 171 | 155 | 177 | 236 | 25 | 31 | 170 | 154 | 11 | 18 | 3 | 9 |
| 95 years..... | 47 | 39 | 32 | 23 | 15 | 16 | 23 | 17 | 4 | 3 | 15 | 16 | 5 | 3 | 4 | 1 |
| 96 years..... | 23 | 19 | 13 | 6 | 10 | 13 | 12 | 5 | 1 | 1 | 10 | 13 | 1 | 1 | 1 | 1 |
| 97 years..... | 15 | 15 | 9 | 8 | 6 | 7 | 7 | 8 | 1 | 1 | 5 | 7 | 2 | 1 | 1 | 1 |
| 98 years..... | 5 | 13 | 3 | 6 | 2 | 7 | 1 | 4 | 1 | 2 | 2 | 7 | 2 | 1 | 1 | 1 |
| 99 years..... | 14 | 13 | 8 | 4 | 6 | 9 | 5 | 4 | 1 | 1 | 6 | 9 | 2 | 1 | 1 | 1 |
| 95 to 99 years.. | 104 | 99 | 65 | 47 | 39 | 52 | 48 | 38 | 6 | 5 | 38 | 52 | 12 | 4 | 7 | 2 |
| 100 years and over. | 24 | 35 | 10 | 14 | 14 | 21 | 7 | 7 | 1 | 2 | 14 | 21 | 2 | 5 | 2 | 4 |
| Age unknown.... | 2,463 | 1,063 | 1,921 | 837 | 542 | 226 | 1,688 | 685 | 173 | 112 | 540 | 224 | 62 | 42 | 41 | 22 |

¹ Persons of negro descent, Chinese, Japanese, and Indians.

² Includes all persons of negro descent.

STATISTICS OF POPULATION.

TABLE 2.—AGES OF THE AGGREGATE POPULATION, CLASSIFIED BY SEX,
MINNESOTA.

| AGES. | AGGREGATE. | | NATIVE BORN. | | FOREIGN BORN. | | NATIVE WHITE— NATIVE PARENTS. | | NATIVE WHITE— FOREIGN PARENTS. | | FOREIGN WHITE. | | TOTAL COLORED. ¹ | | NEGRO. ² | |
|--------------------|------------|---------------|--------------|---------------|---------------|---------------|----------------------------------|---------------|-----------------------------------|---------------|-------------------|---------------|--------------------------------|---------------|---------------------|---------------|
| | Males. | Fe- males. | Males. | Fe- males. | Males. | Fe- males. | Males. | Fe- males. | Males. | Fe- males. | Males. | Fe- males. | Males. | Fe- males. | Males. | Fe- males. |
| All ages.... | 932,490 | 818,904 | 644,722 | 601,354 | 287,768 | 217,550 | 225,103 | 200,677 | 412,275 | 394,046 | 287,473 | 217,462 | 7,639 | 6,719 | 2,836 | 2,123 |
| Under 1 month.... | 2,015 | 1,889 | 2,013 | 1,887 | 2 | 2 | 765 | 661 | 1,240 | 1,212 | 2 | 2 | 8 | 14 | 2 | 6 |
| 1 to 2 months.... | 4,236 | 4,085 | 4,230 | 4,082 | 6 | 3 | 1,485 | 1,450 | 2,709 | 2,620 | 6 | 3 | 36 | 12 | 10 | 3 |
| 3 to 5 months.... | 6,083 | 5,812 | 6,070 | 5,802 | 13 | 10 | 2,112 | 2,048 | 3,934 | 3,786 | 13 | 10 | 24 | 18 | 3 | 3 |
| 6 to 8 months.... | 5,815 | 5,624 | 5,800 | 5,606 | 15 | 18 | 2,082 | 1,940 | 3,675 | 3,634 | 15 | 18 | 30 | 32 | 10 | 12 |
| 9 to 11 months.... | 5,849 | 5,648 | 5,827 | 5,630 | 22 | 18 | 2,145 | 1,982 | 3,652 | 3,614 | 22 | 18 | 30 | 34 | 6 | 8 |
| Under 1 year.. | 23,998 | 23,058 | 23,940 | 23,007 | 58 | 51 | 8,589 | 8,081 | 15,223 | 14,816 | 58 | 51 | 128 | 110 | 81 | 32 |
| 1 year..... | 22,763 | 21,695 | 22,667 | 21,597 | 96 | 98 | 7,791 | 7,516 | 14,657 | 13,878 | 96 | 96 | 219 | 205 | 18 | 29 |
| 2 years..... | 22,731 | 22,144 | 22,600 | 22,033 | 131 | 111 | 7,542 | 7,312 | 14,819 | 14,518 | 131 | 111 | 239 | 203 | 33 | 37 |
| 3 years..... | 23,305 | 22,680 | 23,156 | 22,542 | 149 | 138 | 7,498 | 7,272 | 15,448 | 15,076 | 147 | 138 | 212 | 194 | 34 | 33 |
| 4 years..... | 23,279 | 22,637 | 23,076 | 22,437 | 203 | 200 | 7,284 | 7,070 | 15,616 | 15,181 | 203 | 200 | 176 | 186 | 38 | 38 |
| 1 to 4 years... | 92,078 | 89,156 | 91,499 | 88,609 | 579 | 547 | 30,115 | 29,170 | 60,540 | 58,653 | 577 | 545 | 846 | 788 | 123 | 137 |
| 5 years..... | 22,507 | 21,912 | 22,284 | 21,702 | 223 | 210 | 6,891 | 6,752 | 15,241 | 14,780 | 222 | 210 | 153 | 170 | 23 | 43 |
| 6 years..... | 22,552 | 21,877 | 22,294 | 21,622 | 258 | 255 | 6,735 | 6,580 | 15,395 | 14,936 | 258 | 255 | 164 | 156 | 32 | 37 |
| 7 years..... | 22,434 | 21,822 | 21,977 | 21,376 | 457 | 446 | 6,375 | 6,209 | 15,428 | 14,996 | 457 | 444 | 179 | 173 | 39 | 43 |
| 8 years..... | 21,774 | 21,268 | 21,132 | 20,578 | 642 | 630 | 6,205 | 5,966 | 14,754 | 14,434 | 642 | 630 | 173 | 178 | 31 | 36 |
| 9 years..... | 20,746 | 20,556 | 19,915 | 19,726 | 831 | 829 | 5,799 | 5,622 | 13,956 | 13,856 | 831 | 829 | 160 | 148 | 38 | 31 |
| 5 to 9 years... | 110,013 | 107,434 | 107,602 | 105,004 | 2,411 | 2,430 | 32,005 | 31,079 | 74,759 | 73,102 | 2,410 | 2,428 | 829 | 825 | 163 | 190 |
| 10 years..... | 21,030 | 20,435 | 20,055 | 19,554 | 975 | 881 | 5,719 | 5,521 | 14,204 | 13,926 | 975 | 878 | 132 | 110 | 31 | 34 |
| 11 years..... | 19,237 | 18,960 | 18,196 | 17,948 | 1,041 | 1,012 | 5,116 | 5,027 | 12,934 | 12,773 | 1,041 | 1,012 | 146 | 148 | 25 | 24 |
| 12 years..... | 19,732 | 19,251 | 18,379 | 17,929 | 1,353 | 1,322 | 5,128 | 4,940 | 13,107 | 12,852 | 1,352 | 1,320 | 145 | 139 | 26 | 32 |
| 13 years..... | 18,443 | 18,100 | 16,987 | 16,672 | 1,456 | 1,428 | 4,697 | 4,579 | 12,142 | 11,971 | 1,456 | 1,427 | 148 | 123 | 36 | 38 |
| 14 years..... | 18,763 | 18,113 | 17,004 | 16,599 | 1,759 | 1,514 | 4,650 | 4,473 | 12,217 | 11,989 | 1,759 | 1,514 | 137 | 137 | 25 | 22 |
| 10 to 14 years.. | 97,205 | 94,859 | 90,621 | 88,702 | 6,584 | 6,157 | 25,310 | 24,540 | 64,604 | 63,511 | 6,583 | 6,151 | 708 | 657 | 143 | 145 |
| 15 years..... | 17,965 | 17,546 | 16,193 | 15,839 | 1,772 | 1,707 | 4,358 | 4,263 | 11,716 | 11,458 | 1,772 | 1,706 | 119 | 119 | 28 | 25 |
| 16 years..... | 17,927 | 17,866 | 15,801 | 15,919 | 2,126 | 1,947 | 4,341 | 4,232 | 11,337 | 11,582 | 2,125 | 1,947 | 124 | 125 | 25 | 23 |
| 17 years..... | 16,746 | 16,914 | 14,477 | 14,657 | 2,269 | 2,257 | 4,033 | 3,996 | 10,323 | 10,540 | 2,267 | 2,257 | 123 | 121 | 31 | 36 |
| 18 years..... | 16,748 | 16,556 | 13,695 | 13,724 | 3,053 | 2,832 | 3,974 | 3,864 | 9,612 | 9,729 | 3,047 | 2,830 | 115 | 133 | 38 | 47 |
| 19 years..... | 16,124 | 15,785 | 12,566 | 12,572 | 3,558 | 3,213 | 3,931 | 3,762 | 8,538 | 8,726 | 3,557 | 3,212 | 98 | 95 | 37 | 34 |
| 15 to 19 years.. | 85,510 | 84,667 | 72,732 | 72,711 | 12,778 | 11,956 | 20,637 | 20,107 | 51,526 | 52,015 | 12,768 | 11,952 | 579 | 593 | 159 | 165 |
| 20 years..... | 16,892 | 16,410 | 12,560 | 12,679 | 4,332 | 3,731 | 3,870 | 3,724 | 8,559 | 8,845 | 4,324 | 3,728 | 139 | 118 | 49 | 49 |
| 21 years..... | 16,604 | 15,060 | 12,179 | 11,305 | 4,425 | 3,755 | 3,808 | 3,385 | 8,265 | 7,832 | 4,420 | 3,754 | 111 | 89 | 69 | 43 |
| 22 years..... | 16,489 | 15,606 | 11,812 | 11,643 | 4,677 | 3,963 | 3,661 | 3,454 | 8,050 | 8,038 | 4,674 | 3,963 | 124 | 121 | 50 | 49 |
| 23 years..... | 16,328 | 15,321 | 11,558 | 11,389 | 4,770 | 3,932 | 3,533 | 3,164 | 7,929 | 8,100 | 4,765 | 3,930 | 101 | 127 | 47 | 61 |
| 24 years..... | 16,944 | 15,020 | 11,728 | 10,974 | 5,216 | 4,046 | 3,665 | 3,153 | 7,944 | 7,708 | 5,209 | 4,044 | 126 | 115 | 67 | 57 |
| 20 to 24 years.. | 83,257 | 77,417 | 59,837 | 57,990 | 23,420 | 19,427 | 18,537 | 16,860 | 40,727 | 40,573 | 23,392 | 19,419 | 601 | 565 | 282 | 259 |
| 25 years..... | 16,833 | 14,801 | 11,241 | 10,589 | 5,592 | 4,212 | 3,398 | 3,053 | 7,694 | 7,389 | 5,586 | 4,209 | 155 | 150 | 81 | 66 |
| 26 years..... | 16,144 | 13,549 | 10,558 | 9,487 | 5,586 | 4,062 | 3,247 | 2,715 | 7,168 | 6,657 | 5,582 | 4,057 | 147 | 120 | 78 | 58 |
| 27 years..... | 16,703 | 13,453 | 10,530 | 9,165 | 6,173 | 4,283 | 3,422 | 2,610 | 6,980 | 6,413 | 6,164 | 4,284 | 137 | 146 | 82 | 79 |
| 28 years..... | 16,727 | 13,507 | 10,277 | 8,906 | 6,450 | 4,601 | 3,329 | 2,634 | 6,778 | 6,140 | 6,437 | 4,599 | 133 | 134 | 91 | 69 |
| 29 years..... | 15,057 | 11,833 | 8,914 | 7,576 | 6,143 | 4,258 | 3,048 | 2,382 | 5,735 | 5,074 | 6,139 | 4,257 | 135 | 120 | 85 | 56 |
| 25 to 29 years.. | 81,464 | 67,143 | 51,620 | 45,722 | 29,944 | 21,421 | 16,444 | 13,394 | 34,355 | 31,673 | 29,908 | 21,406 | 757 | 670 | 412 | 328 |
| 30 years..... | 17,959 | 13,576 | 10,133 | 8,480 | 7,826 | 5,096 | 3,576 | 2,630 | 6,333 | 5,647 | 7,313 | 5,091 | 187 | 158 | 106 | 74 |
| 31 years..... | 12,966 | 10,420 | 7,134 | 6,400 | 5,832 | 4,020 | 2,633 | 2,145 | 4,336 | 4,193 | 5,827 | 4,019 | 120 | 63 | 70 | 23 |
| 32 years..... | 14,334 | 11,414 | 7,745 | 6,538 | 7,089 | 4,976 | 2,809 | 2,277 | 4,800 | 4,174 | 7,088 | 4,871 | 142 | 92 | 85 | 51 |
| 33 years..... | 14,356 | 11,113 | 7,240 | 6,167 | 7,116 | 4,846 | 2,737 | 2,099 | 4,407 | 3,959 | 7,104 | 4,942 | 103 | 113 | 63 | 56 |
| 34 years..... | 13,744 | 10,673 | 6,460 | 5,515 | 7,284 | 5,158 | 2,372 | 1,896 | 3,953 | 3,542 | 7,276 | 5,157 | 143 | 78 | 79 | 40 |
| 30 to 34 years.. | 73,859 | 57,196 | 38,712 | 33,100 | 35,147 | 24,096 | 14,127 | 11,097 | 23,929 | 21,515 | 35,103 | 24,080 | 700 | 504 | 403 | 244 |
| 35 years..... | 14,973 | 11,123 | 6,760 | 5,643 | 8,213 | 5,480 | 2,536 | 1,978 | 4,031 | 3,563 | 8,198 | 5,479 | 158 | 103 | 92 | 51 |
| 36 years..... | 13,492 | 10,335 | 6,042 | 5,080 | 7,450 | 5,255 | 2,268 | 1,864 | 3,669 | 3,135 | 7,437 | 5,253 | 118 | 80 | 59 | 40 |
| 37 years..... | 13,477 | 9,999 | 6,193 | 5,118 | 7,279 | 4,831 | 2,421 | 1,869 | 3,669 | 3,175 | 7,271 | 4,831 | 116 | 74 | 72 | 36 |
| 38 years..... | 14,133 | 10,213 | 6,822 | 5,359 | 7,311 | 4,859 | 2,865 | 2,048 | 3,837 | 3,228 | 7,301 | 4,856 | 130 | 56 | 66 | 35 |
| 39 years..... | 13,414 | 10,029 | 6,293 | 5,083 | 7,116 | 4,946 | 2,620 | 2,004 | 3,567 | 2,998 | 7,104 | 4,945 | 123 | 87 | 67 | 36 |
| 35 to 39 years.. | 69,489 | 51,704 | 32,120 | 26,283 | 37,369 | 25,421 | 12,710 | 9,763 | 18,823 | 16,097 | 37,311 | 25,414 | 645 | 430 | 356 | 198 |
| 40 years..... | 15,640 | 10,540 | 6,837 | 5,096 | 8,303 | 5,444 | 2,951 | 2,051 | 3,739 | 2,904 | 8,794 | 5,441 | 156 | 144 | 86 | 54 |
| 41 years..... | 10,963 | 7,958 | 4,977 | 3,786 | 5,936 | 4,172 | 2,210 | 1,533 | 2,631 | 2,139 | 5,979 | 4,172 | 83 | 59 | 35 | 20 |
| 42 years..... | 11,959 | 8,443 | 5,440 | 4,096 | 6,519 | 4,347 | 2,425 | 1,763 | 2,898 | 2,250 | 6,509 | 4,343 | 127 | 82 | 56 | 27 |
| 43 years..... | 10,332 | 7,625 | 4,627 | 3,571 | 5,705 | 4,054 | 2,110 | 1,535 | 2,460 | 1,993 | 5,703 | 4,054 | 59 | 43 | 33 | 14 |
| 44 years..... | 9,399 | 7,237 | 4,055 | 3,231 | 5,844 | 4,056 | 1,893 | 1,461 | 2,091 | 1,714 | 5,837 | 4,055 | 78 | 57 | 34 | 21 |
| 40 to 44 years.. | 58,793 | 41,853 | 25,936 | 19,780 | 32,857 | 22,073 | 11,589 | 8,403 | 13,879 | 11,000 | 32,822 | 22,065 | 503 | 355 | 244 | 136 |
| 45 years..... | 10,554 | 7,361 | 4,143 | 2,927 | 6,411 | 4,434 | 2,086 | 1,431 | 1,969 | 1,443 | 6,899 | 4,432 | 100 | 55 | 45 | 21 |
| 46 years..... | 8,267 | 6,306 | 3,195 | 2,597 | 5,072 | 3,709 | 1,664 | 1,345 | 1,463 | 1,214 | 5,064 | 3,709 | 76 | 38 | 24 | 12 |
| 47 years..... | 7,628 | 5,729 | 2,946 | 2,290 | 4,682 | 3,439 | 1,651 | 1,250 | 1,253 | 988 | 4,679 | 3,439 | 65 | 52 | 27 | 13 |
| 48 years..... | 7,568 | 5,877 | 2,779 | 2,190 | 4,789 | 3,637 | 1,578 | 1,244 | 1,135 | 894 | 4,783 | 3,637 | 72 | 52 | 37 | 15 |
| 49 years..... | 7,154 | 5,598 | | | | | | | | | | | | | | |

GENERAL NATIVITY, AND COLOR, BY STATES AND TERRITORIES: 1900—Continued.

MINNESOTA.

| AGES. | AGGREGATE. | | NATIVE BORN. | | FOREIGN BORN. | | NATIVE WHITE— NATIVE PARENTS. | | NATIVE WHITE— FOREIGN PARENTS. | | FOREIGN WHITE. | | TOTAL COLORED. ¹ | | NEGRO. ² | |
|---------------------|------------|---------------|--------------|---------------|---------------|---------------|----------------------------------|---------------|-----------------------------------|---------------|-------------------|---------------|--------------------------------|---------------|---------------------|---------------|
| | Males. | Fe- males. | Males. | Fe- males. | Males. | Fe- males. | Males. | Fe- males. | Males. | Fe- males. | Males. | Fe- males. | Males. | Fe- males. | Males. | Fe- males. |
| 50 years..... | 8,906 | 6,393 | 2,884 | 2,201 | 6,022 | 4,192 | 1,843 | 1,415 | 942 | 689 | 6,015 | 4,190 | 106 | 99 | 41 | 28 |
| 51 years..... | 6,149 | 4,735 | 1,972 | 1,533 | 4,177 | 3,147 | 1,347 | 1,032 | 576 | 508 | 4,172 | 3,147 | 54 | 48 | 21 | 15 |
| 52 years..... | 6,570 | 4,851 | 2,094 | 1,605 | 4,476 | 3,246 | 1,418 | 1,081 | 616 | 466 | 4,474 | 3,245 | 62 | 59 | 20 | 19 |
| 53 years..... | 5,520 | 4,512 | 1,644 | 1,459 | 3,876 | 3,053 | 1,172 | 1,025 | 442 | 403 | 3,872 | 3,053 | 34 | 31 | 17 | 9 |
| 54 years..... | 5,709 | 4,551 | 1,751 | 1,407 | 3,958 | 3,144 | 1,256 | 988 | 463 | 389 | 3,958 | 3,144 | 32 | 30 | 17 | 11 |
| 50 to 54 years.. | 32,854 | 25,042 | 10,345 | 8,260 | 22,509 | 16,782 | 7,036 | 5,541 | 3,039 | 2,455 | 22,491 | 16,779 | 288 | 267 | 116 | 82 |
| 55 years..... | 6,116 | 4,873 | 1,719 | 1,419 | 4,397 | 3,454 | 1,201 | 1,035 | 472 | 345 | 4,396 | 3,453 | 47 | 40 | 18 | 13 |
| 56 years..... | 5,392 | 4,251 | 1,515 | 1,332 | 3,877 | 2,919 | 1,093 | 979 | 365 | 317 | 3,875 | 2,919 | 59 | 36 | 24 | 6 |
| 57 years..... | 4,701 | 3,821 | 1,362 | 1,185 | 3,339 | 2,636 | 1,018 | 907 | 317 | 245 | 3,338 | 2,636 | 28 | 33 | 9 | 7 |
| 58 years..... | 4,441 | 3,781 | 1,226 | 1,160 | 3,215 | 2,621 | 937 | 883 | 261 | 248 | 3,215 | 2,620 | 28 | 30 | 9 | 8 |
| 59 years..... | 4,327 | 3,590 | 1,189 | 1,105 | 3,138 | 2,485 | 919 | 837 | 251 | 244 | 3,135 | 2,484 | 22 | 25 | 6 | 5 |
| 55 to 59 years.. | 24,977 | 20,316 | 7,011 | 6,201 | 17,966 | 14,115 | 5,168 | 4,641 | 1,666 | 1,399 | 17,959 | 14,112 | 184 | 164 | 66 | 39 |
| 60 years..... | 4,942 | 4,195 | 1,279 | 1,174 | 3,663 | 3,021 | 958 | 908 | 259 | 205 | 3,660 | 3,019 | 65 | 68 | 19 | 8 |
| 61 years..... | 3,145 | 2,735 | 922 | 829 | 2,223 | 1,906 | 740 | 674 | 163 | 135 | 2,222 | 1,906 | 20 | 20 | 6 | 6 |
| 62 years..... | 3,628 | 3,057 | 1,054 | 876 | 2,574 | 2,181 | 835 | 697 | 178 | 143 | 2,574 | 2,181 | 41 | 36 | 9 | 2 |
| 63 years..... | 3,692 | 3,148 | 1,007 | 892 | 2,685 | 2,256 | 829 | 719 | 159 | 157 | 2,685 | 2,255 | 19 | 17 | 9 | 3 |
| 64 years..... | 3,502 | 3,093 | 991 | 892 | 2,511 | 2,201 | 817 | 745 | 154 | 135 | 2,511 | 2,200 | 20 | 13 | 7 | 3 |
| 60 to 64 years.. | 18,909 | 16,223 | 5,253 | 4,663 | 13,656 | 11,565 | 4,179 | 3,788 | 913 | 775 | 13,652 | 11,561 | 165 | 154 | 50 | 22 |
| 65 years..... | 3,661 | 3,189 | 966 | 848 | 2,695 | 2,341 | 788 | 700 | 155 | 122 | 2,693 | 2,340 | 25 | 27 | 7 | 8 |
| 66 years..... | 3,315 | 2,905 | 929 | 779 | 2,386 | 2,126 | 790 | 661 | 115 | 94 | 2,386 | 2,126 | 24 | 24 | 9 | 4 |
| 67 years..... | 3,114 | 2,499 | 860 | 694 | 2,254 | 1,805 | 718 | 573 | 117 | 104 | 2,253 | 1,805 | 26 | 17 | 11 | 4 |
| 68 years..... | 2,605 | 2,335 | 764 | 649 | 1,841 | 1,586 | 645 | 569 | 99 | 67 | 1,840 | 1,585 | 21 | 14 | 5 | 4 |
| 69 years..... | 2,560 | 2,168 | 713 | 627 | 1,847 | 1,541 | 597 | 550 | 101 | 60 | 1,847 | 1,541 | 15 | 17 | 3 | 5 |
| 65 to 69 years.. | 15,255 | 12,996 | 4,232 | 3,597 | 11,023 | 9,399 | 3,538 | 3,053 | 587 | 447 | 11,019 | 9,397 | 111 | 99 | 35 | 25 |
| 70 years..... | 2,956 | 2,489 | 772 | 653 | 2,184 | 1,836 | 641 | 532 | 103 | 81 | 2,182 | 1,835 | 30 | 41 | 6 | 3 |
| 71 years..... | 1,901 | 1,600 | 542 | 442 | 1,359 | 1,158 | 473 | 382 | 60 | 46 | 1,359 | 1,157 | 9 | 15 | 1 | 2 |
| 72 years..... | 2,133 | 1,726 | 587 | 497 | 1,551 | 1,229 | 499 | 433 | 70 | 47 | 1,551 | 1,229 | 18 | 17 | 4 | 2 |
| 73 years..... | 1,829 | 1,588 | 455 | 420 | 1,374 | 1,168 | 396 | 360 | 56 | 49 | 1,374 | 1,168 | 3 | 11 | | 1 |
| 74 years..... | 1,731 | 1,466 | 451 | 386 | 1,280 | 1,080 | 379 | 321 | 66 | 57 | 1,280 | 1,080 | 6 | 8 | | 1 |
| 70 to 74 years.. | 10,555 | 8,869 | 2,807 | 2,398 | 7,748 | 6,471 | 2,388 | 2,028 | 355 | 280 | 7,746 | 6,469 | 66 | 92 | 11 | 9 |
| 75 years..... | 1,691 | 1,475 | 420 | 338 | 1,271 | 1,137 | 354 | 281 | 52 | 41 | 1,271 | 1,136 | 14 | 17 | 5 | 1 |
| 76 years..... | 1,346 | 1,201 | 370 | 344 | 976 | 857 | 317 | 301 | 48 | 33 | 975 | 857 | 6 | 10 | 2 | |
| 77 years..... | 1,133 | 1,060 | 331 | 301 | 852 | 759 | 281 | 260 | 48 | 31 | 852 | 759 | 2 | 10 | | 2 |
| 78 years..... | 1,076 | 913 | 287 | 215 | 789 | 698 | 243 | 179 | 39 | 28 | 787 | 698 | 7 | 8 | 1 | 2 |
| 79 years..... | 906 | 751 | 226 | 205 | 680 | 546 | 200 | 174 | 23 | 27 | 679 | 546 | 4 | 4 | 1 | 1 |
| 75 to 79 years.. | 6,202 | 5,400 | 1,634 | 1,403 | 4,568 | 3,997 | 1,395 | 1,195 | 210 | 160 | 4,564 | 3,996 | 33 | 49 | 9 | 6 |
| 80 years..... | 864 | 798 | 230 | 225 | 634 | 573 | 204 | 178 | 16 | 28 | 633 | 572 | 11 | 20 | | |
| 81 years..... | 611 | 520 | 175 | 162 | 436 | 358 | 151 | 134 | 20 | 12 | 435 | 358 | 5 | 16 | 2 | 1 |
| 82 years..... | 530 | 466 | 143 | 149 | 387 | 317 | 121 | 119 | 16 | 15 | 387 | 317 | 6 | 15 | | |
| 83 years..... | 423 | 331 | 115 | 108 | 308 | 273 | 97 | 93 | 15 | 10 | 306 | 273 | 5 | 5 | 1 | |
| 84 years..... | 342 | 353 | 103 | 88 | 239 | 270 | 90 | 73 | 10 | 9 | 239 | 270 | 3 | 1 | | |
| 80 to 84 years.. | 2,770 | 2,513 | 766 | 727 | 2,004 | 1,731 | 663 | 597 | 77 | 74 | 2,000 | 1,790 | 30 | 57 | 3 | 1 |
| 85 years..... | 254 | 249 | 72 | 68 | 182 | 181 | 59 | 57 | 12 | 6 | 182 | 181 | 1 | 5 | | 1 |
| 86 years..... | 185 | 199 | 51 | 60 | 134 | 139 | 42 | 55 | 9 | 4 | 134 | 138 | | 2 | | |
| 87 years..... | 171 | 170 | 51 | 52 | 120 | 118 | 40 | 44 | 8 | 3 | 120 | 118 | 3 | 5 | | 2 |
| 88 years..... | 130 | 140 | 38 | 47 | 92 | 93 | 29 | 37 | 6 | 6 | 92 | 93 | 3 | 4 | | |
| 89 years..... | 98 | 98 | 35 | 36 | 63 | 62 | 25 | 30 | 8 | 6 | 63 | 62 | 2 | | 1 | |
| 85 to 89 years.. | 838 | 856 | 247 | 263 | 591 | 593 | 195 | 223 | 43 | 25 | 591 | 592 | 9 | 16 | 1 | 3 |
| 90 years..... | 73 | 97 | 24 | 31 | 49 | 66 | 13 | 20 | 2 | 4 | 49 | 66 | 9 | 7 | 1 | 1 |
| 91 years..... | 44 | 52 | 24 | 27 | 20 | 25 | 17 | 20 | 4 | 3 | 19 | 25 | 4 | 4 | 1 | |
| 92 years..... | 41 | 46 | 15 | 12 | 26 | 34 | 8 | 8 | 3 | 3 | 26 | 34 | 4 | 1 | 1 | |
| 93 years..... | 18 | 32 | 5 | 8 | 13 | 24 | 5 | 6 | | 2 | 13 | 24 | | | | |
| 94 years..... | 11 | 23 | 5 | 6 | 6 | 17 | 3 | 5 | 1 | 1 | 6 | 17 | 1 | | 1 | |
| 90 to 94 years.. | 187 | 250 | 73 | 84 | 114 | 166 | 46 | 59 | 10 | 13 | 113 | 166 | 18 | 12 | 4 | 1 |
| 95 years..... | 9 | 15 | | 4 | 9 | 11 | | 3 | | | 9 | 11 | | 1 | | |
| 96 years..... | 5 | 12 | | 7 | 5 | 5 | | 5 | | | 5 | 5 | | 2 | | |
| 97 years..... | 5 | 5 | | 1 | 5 | 4 | | 4 | | | 5 | 4 | | 1 | | |
| 98 years..... | | 3 | | | | 2 | | 1 | | | | 2 | | | | |
| 99 years..... | 2 | 8 | | 4 | 2 | 4 | | 2 | | | 2 | 4 | | 2 | | |
| 95 to 99 years.. | 21 | 43 | | 17 | 21 | 26 | | 11 | | | 21 | 26 | | 6 | | |
| 100 years and over. | 3 | 8 | | 5 | 3 | 3 | | 1 | | | 3 | 2 | | 5 | | 1 |
| Age unknown.... | 3,082 | 1,020 | 2,368 | 771 | 714 | 249 | 1,974 | 563 | 326 | 178 | 713 | 249 | 69 | 30 | 63 | 20 |

¹ Persons of negro descent, Chinese, Japanese, and Indians.

² Includes all persons of negro descent.

STATISTICS OF POPULATION.

TABLE 2.—AGES OF THE AGGREGATE POPULATION, CLASSIFIED BY SEX,
MISSISSIPPI.

| AGES. | AGGREGATE. | | NATIVE BORN. | | FOREIGN BORN. | | NATIVE WHITE— NATIVE PARENTS. | | NATIVE WHITE— FOREIGN PARENTS. | | FOREIGN WHITE. | | TOTAL COLORED. ¹ | | NEGRO. ² | |
|----------------|------------|---------------|--------------|---------------|---------------|---------------|----------------------------------|---------------|-----------------------------------|---------------|-------------------|---------------|--------------------------------|---------------|---------------------|---------------|
| | Males. | Fe- males. | Males. | Fe- males. | Males. | Fe- males. | Males. | Fe- males. | Males. | Fe- males. | Males. | Fe- males. | Males. | Fe- males. | Males. | Fe- males. |
| All ages | 781,451 | 769,819 | 776,106 | 767,183 | 5,345 | 2,636 | 311,835 | 302,232 | 9,849 | 9,659 | 5,026 | 2,599 | 454,741 | 455,329 | 453,384 | 454,246 |
| Under 1 month | 1,578 | 1,583 | 1,578 | 1,583 | | | 625 | 620 | 11 | 3 | | | 942 | 960 | 938 | 959 |
| 1 to 2 months | 3,912 | 3,864 | 3,912 | 3,864 | | | 1,483 | 1,429 | 23 | 21 | | | 2,406 | 2,414 | 2,398 | 2,408 |
| 3 to 5 months | 6,583 | 6,689 | 6,583 | 6,638 | | | 2,622 | 2,601 | 48 | 36 | | | 3,913 | 4,001 | 3,900 | 3,992 |
| 6 to 8 months | 5,784 | 5,756 | 5,784 | 5,756 | | | 2,702 | 2,640 | 56 | 32 | | | 3,026 | 3,084 | 3,016 | 3,076 |
| 9 to 11 months | 4,852 | 4,756 | 4,852 | 4,756 | | | 2,298 | 2,085 | 40 | 40 | | | 2,514 | 2,631 | 2,509 | 2,622 |
| Under 1 year | 22,709 | 22,598 | 22,709 | 22,597 | | 1 | 9,730 | 9,375 | 178 | 132 | | 1 | 12,801 | 13,090 | 12,761 | 13,037 |
| 1 year | 22,556 | 22,101 | 22,554 | 22,100 | 2 | 1 | 9,436 | 9,038 | 167 | 160 | 2 | 1 | 12,951 | 12,902 | 12,928 | 12,869 |
| 2 years | 23,922 | 23,143 | 23,919 | 23,140 | 3 | 3 | 9,638 | 9,149 | 162 | 153 | 3 | 3 | 14,074 | 13,838 | 14,041 | 13,799 |
| 3 years | 23,235 | 23,029 | 23,232 | 23,027 | 3 | 2 | 9,244 | 8,933 | 189 | 174 | 3 | 2 | 13,799 | 13,920 | 13,759 | 13,890 |
| 4 years | 23,364 | 22,794 | 23,361 | 22,789 | 3 | 5 | 9,265 | 8,869 | 177 | 138 | 3 | 5 | 13,919 | 13,787 | 13,890 | 13,698 |
| 1 to 4 years | 93,077 | 91,067 | 93,066 | 91,056 | 11 | 11 | 37,628 | 35,989 | 695 | 670 | 11 | 11 | 54,743 | 54,397 | 54,618 | 54,256 |
| 5 years | 24,270 | 23,407 | 24,264 | 23,405 | 6 | 2 | 9,527 | 8,861 | 167 | 185 | 6 | 2 | 14,570 | 14,359 | 14,526 | 14,325 |
| 6 years | 23,199 | 22,951 | 23,191 | 22,944 | 8 | 7 | 8,978 | 8,751 | 207 | 189 | 8 | 7 | 14,006 | 14,004 | 13,972 | 13,965 |
| 7 years | 22,583 | 21,918 | 22,553 | 21,914 | 10 | 4 | 8,889 | 8,411 | 201 | 202 | 10 | 4 | 13,463 | 13,301 | 13,439 | 13,274 |
| 8 years | 22,661 | 22,229 | 22,649 | 22,218 | 12 | 11 | 8,830 | 8,547 | 176 | 201 | 12 | 11 | 13,643 | 13,470 | 13,608 | 13,432 |
| 9 years | 20,236 | 19,484 | 20,286 | 19,417 | 10 | 17 | 7,930 | 7,587 | 197 | 190 | 10 | 17 | 12,159 | 11,640 | 12,127 | 11,618 |
| 5 to 9 years | 112,989 | 109,939 | 112,943 | 109,898 | 46 | 41 | 44,154 | 42,157 | 948 | 967 | 46 | 41 | 67,841 | 66,774 | 67,672 | 66,620 |
| 10 years | 22,509 | 21,135 | 22,493 | 21,174 | 16 | 11 | 8,499 | 8,155 | 190 | 208 | 16 | 11 | 13,804 | 12,811 | 13,770 | 12,777 |
| 11 years | 18,666 | 17,778 | 18,653 | 17,761 | 13 | 17 | 7,946 | 7,516 | 191 | 188 | 13 | 17 | 10,516 | 10,057 | 10,491 | 10,037 |
| 12 years | 21,640 | 20,823 | 21,627 | 20,806 | 13 | 17 | 7,996 | 7,614 | 213 | 226 | 13 | 17 | 13,413 | 12,966 | 13,374 | 12,935 |
| 13 years | 18,719 | 18,224 | 18,697 | 18,212 | 22 | 12 | 7,880 | 7,128 | 202 | 207 | 22 | 11 | 11,115 | 10,878 | 11,091 | 10,853 |
| 14 years | 19,436 | 19,085 | 19,417 | 19,070 | 19 | 15 | 7,672 | 7,197 | 218 | 218 | 19 | 15 | 11,627 | 11,662 | 11,599 | 11,633 |
| 10 to 14 years | 100,970 | 97,095 | 100,887 | 97,023 | 83 | 72 | 39,393 | 37,610 | 1,019 | 1,040 | 83 | 71 | 60,475 | 58,374 | 60,325 | 58,235 |
| 15 years | 17,715 | 17,662 | 17,693 | 17,640 | 22 | 22 | 6,981 | 6,927 | 218 | 210 | 22 | 21 | 10,494 | 10,504 | 10,475 | 10,475 |
| 16 years | 18,033 | 18,696 | 18,059 | 18,675 | 24 | 21 | 7,137 | 7,365 | 200 | 214 | 22 | 20 | 10,724 | 11,097 | 10,693 | 11,063 |
| 17 years | 17,321 | 17,017 | 17,292 | 17,006 | 29 | 11 | 7,079 | 6,882 | 216 | 220 | 29 | 11 | 9,997 | 9,904 | 9,976 | 9,888 |
| 18 years | 18,034 | 19,201 | 18,002 | 19,177 | 32 | 24 | 7,005 | 7,272 | 220 | 216 | 29 | 22 | 10,780 | 11,691 | 10,744 | 11,653 |
| 19 years | 14,307 | 16,305 | 14,776 | 16,286 | 31 | 19 | 6,343 | 6,403 | 205 | 237 | 30 | 19 | 8,229 | 9,646 | 8,207 | 9,621 |
| 15 to 19 years | 85,960 | 88,881 | 85,822 | 88,784 | 138 | 97 | 34,545 | 34,849 | 1,059 | 1,097 | 132 | 93 | 50,224 | 52,842 | 50,095 | 52,700 |
| 20 years | 16,569 | 20,628 | 16,528 | 20,600 | 41 | 23 | 6,320 | 7,055 | 200 | 212 | 39 | 23 | 10,010 | 13,333 | 9,977 | 13,299 |
| 21 years | 16,065 | 14,774 | 16,017 | 14,750 | 48 | 24 | 6,282 | 5,851 | 216 | 212 | 44 | 24 | 9,523 | 8,687 | 9,499 | 8,676 |
| 22 years | 16,402 | 17,425 | 16,354 | 17,391 | 48 | 34 | 6,284 | 6,485 | 188 | 229 | 42 | 33 | 9,888 | 10,078 | 9,857 | 10,054 |
| 23 years | 14,444 | 15,341 | 14,391 | 15,312 | 53 | 29 | 5,602 | 5,640 | 193 | 234 | 51 | 29 | 8,698 | 9,438 | 8,675 | 9,426 |
| 24 years | 14,886 | 15,786 | 14,810 | 15,746 | 76 | 40 | 5,652 | 5,795 | 203 | 234 | 72 | 37 | 8,959 | 9,720 | 8,937 | 9,699 |
| 20 to 24 years | 78,366 | 83,949 | 78,100 | 83,799 | 266 | 150 | 30,040 | 30,826 | 1,000 | 1,121 | 248 | 146 | 47,078 | 51,856 | 46,945 | 51,754 |
| 25 years | 16,659 | 17,481 | 16,578 | 17,451 | 81 | 30 | 5,674 | 5,635 | 176 | 199 | 75 | 30 | 10,734 | 11,617 | 10,703 | 11,588 |
| 26 years | 12,615 | 12,815 | 12,538 | 12,786 | 77 | 29 | 5,031 | 4,824 | 196 | 209 | 74 | 23 | 7,314 | 7,754 | 7,293 | 7,742 |
| 27 years | 11,490 | 11,051 | 11,396 | 11,012 | 94 | 39 | 4,761 | 4,474 | 177 | 193 | 90 | 39 | 6,462 | 6,345 | 6,444 | 6,336 |
| 28 years | 11,633 | 11,521 | 11,544 | 11,483 | 89 | 38 | 4,608 | 4,459 | 191 | 205 | 86 | 38 | 6,748 | 6,819 | 6,738 | 6,802 |
| 29 years | 9,223 | 8,836 | 9,136 | 8,794 | 87 | 42 | 4,025 | 3,766 | 174 | 153 | 79 | 42 | 4,945 | 4,875 | 4,930 | 4,863 |
| 25 to 29 years | 61,620 | 61,704 | 61,192 | 61,526 | 428 | 178 | 24,099 | 23,153 | 914 | 959 | 404 | 177 | 36,203 | 37,410 | 36,103 | 37,336 |
| 30 years | 14,817 | 14,813 | 14,635 | 14,771 | 132 | 42 | 4,759 | 4,512 | 211 | 221 | 118 | 41 | 9,729 | 10,039 | 9,682 | 10,004 |
| 31 years | 6,576 | 6,808 | 6,509 | 6,777 | 67 | 31 | 3,164 | 2,907 | 150 | 137 | 64 | 31 | 3,198 | 2,733 | 3,193 | 2,730 |
| 32 years | 7,974 | 7,836 | 7,879 | 7,793 | 95 | 43 | 3,422 | 3,377 | 176 | 157 | 88 | 43 | 4,218 | 4,269 | 4,202 | 4,245 |
| 33 years | 7,710 | 7,231 | 7,603 | 7,154 | 107 | 47 | 3,410 | 3,114 | 143 | 166 | 100 | 46 | 4,057 | 3,905 | 4,052 | 3,901 |
| 34 years | 7,640 | 7,274 | 7,540 | 7,233 | 100 | 41 | 3,003 | 2,845 | 147 | 150 | 83 | 41 | 4,407 | 4,233 | 4,386 | 4,231 |
| 30 to 34 years | 44,717 | 42,962 | 44,216 | 42,768 | 501 | 204 | 17,828 | 16,755 | 827 | 831 | 453 | 202 | 25,609 | 25,174 | 25,515 | 25,111 |
| 35 years | 10,605 | 10,717 | 10,473 | 10,672 | 132 | 45 | 3,080 | 2,964 | 153 | 164 | 119 | 45 | 7,253 | 7,544 | 7,219 | 7,524 |
| 36 years | 6,477 | 6,491 | 6,369 | 6,454 | 108 | 37 | 2,504 | 2,455 | 147 | 127 | 102 | 37 | 3,724 | 3,872 | 3,708 | 3,866 |
| 37 years | 6,072 | 5,677 | 5,984 | 5,635 | 88 | 42 | 2,612 | 2,386 | 123 | 119 | 79 | 42 | 3,258 | 3,130 | 3,246 | 3,126 |
| 38 years | 7,843 | 7,716 | 7,724 | 7,675 | 124 | 41 | 3,444 | 3,253 | 180 | 167 | 110 | 39 | 4,114 | 4,257 | 4,097 | 4,252 |
| 39 years | 7,330 | 6,865 | 7,222 | 6,811 | 108 | 54 | 3,222 | 2,961 | 147 | 150 | 96 | 53 | 3,865 | 3,701 | 3,851 | 3,694 |
| 35 to 39 years | 38,332 | 37,466 | 37,772 | 37,247 | 560 | 219 | 14,862 | 14,019 | 750 | 727 | 506 | 216 | 22,214 | 22,504 | 22,121 | 22,462 |
| 40 years | 12,395 | 12,914 | 12,230 | 12,863 | 166 | 51 | 3,752 | 3,607 | 192 | 163 | 152 | 51 | 8,300 | 9,093 | 8,267 | 9,064 |
| 41 years | 4,970 | 4,272 | 4,885 | 4,249 | 85 | 23 | 2,696 | 2,393 | 143 | 116 | 78 | 23 | 2,053 | 1,735 | 2,043 | 1,734 |
| 42 years | 5,349 | 5,346 | 5,335 | 5,313 | 114 | 33 | 2,955 | 2,690 | 163 | 154 | 107 | 32 | 2,709 | 2,470 | 2,701 | 2,467 |
| 43 years | 4,867 | 4,429 | 4,782 | 4,396 | 85 | 33 | 2,677 | 2,459 | 120 | 95 | 79 | 32 | 1,991 | 1,843 | 1,981 | 1,841 |
| 44 years | 5,541 | 5,078 | 5,455 | 5,032 | 86 | 46 | 2,901 | 2,654 | 119 | 114 | 77 | 46 | 2,444 | 2,264 | 2,434 | 2,260 |
| 40 to 44 years | 33,723 | 32,039 | 33,187 | 31,853 | 536 | 186 | 14,991 | 13,808 | 742 | 642 | 493 | 184 | 17,497 | 17,405 | 17,426 | 17,366 |
| 45 years | 8,100 | 8,457 | 7,985 | 8,404 | 115 | 53 | 3,109 | 2,933 | 147 | 137 | 103 | 52 | 4,741 | 5,335 | 4,724 | 5,315 |
| 46 years | 4,705 | 4,347 | 4,614 | 4,297 | 91 | 50 | 2,514 | 2,309 | 116 | 102 | 83 | 50 | 1,887 | 1,836 | 1,933 | 1,833 |
| 47 years | 4,369 | 4,137 | 4,278 | 4,109 | 91 | 28 | 2,331 | 2,213 | 91 | 89 | 26 | 28 | 1,858 | 1,805 | 1,850 | 1,801 |
| 48 years | 4,953 | 4,995 | 4,843 | 4,943 | 110 | 52 | 2,343 | 2,243 | 90 | 94 | 102 | 52 | 2,413 | 2,606 | 2,401 | 2,602 |
| 49 years | 4,936 | 4,622 | 4,817 | 4,579 | 119 | 43 | 2,339 | 2,053 | 103 | 73 | 111 | 43 | 2,333 | 2,443 | 2,319 | 2,439 |
| 45 to 49 years | 27,063 | 26,558 | 26,537 | 26,332 | 526 | 226 | 12,691 | 11,769 | | | | | | | | |

GENERAL NATIVITY, AND COLOR, BY STATES AND TERRITORIES: 1900—Continued.

MISSISSIPPI.

| AGES. | AGGREGATE. | | NATIVE BORN. | | FOREIGN BORN. | | NATIVE WHITE— NATIVE PARENTS. | | NATIVE WHITE— FOREIGN PARENTS. | | FOREIGN WHITE. | | TOTAL COLORED. ¹ | | NEGRO. ² | |
|---------------------|------------|---------------|--------------|---------------|---------------|---------------|----------------------------------|---------------|-----------------------------------|---------------|----------------|---------------|--------------------------------|---------------|---------------------|---------------|
| | Males. | Fe- males. | Males. | Fe- males. | Males. | Fe- males. | Males. | Fe- males. | Males. | Fe- males. | Males. | Fe- males. | Males. | Fe- males. | Males. | Fe- males. |
| 50 years..... | 9,856 | 10,367 | 9,699 | 10,262 | 157 | 105 | 3,173 | 2,746 | 102 | 88 | 143 | 104 | 6,438 | 7,429 | 6,387 | 7,404 |
| 51 years..... | 3,861 | 2,989 | 3,766 | 2,937 | 95 | 52 | 2,087 | 1,778 | 34 | 58 | 90 | 52 | 1,600 | 1,101 | 1,592 | 1,099 |
| 52 years..... | 4,533 | 3,798 | 4,478 | 3,730 | 110 | 68 | 2,253 | 2,061 | 73 | 88 | 101 | 68 | 2,146 | 1,586 | 2,127 | 1,585 |
| 53 years..... | 3,727 | 2,911 | 3,617 | 2,851 | 110 | 60 | 1,896 | 1,671 | 73 | 52 | 104 | 59 | 1,654 | 1,129 | 1,645 | 1,129 |
| 54 years..... | 3,553 | 3,321 | 3,533 | 3,280 | 115 | 41 | 1,744 | 1,786 | 65 | 42 | 109 | 41 | 1,735 | 1,452 | 1,725 | 1,449 |
| 50 to 54 years.. | 25,685 | 23,886 | 25,098 | 23,060 | 587 | 326 | 11,158 | 10,042 | 412 | 313 | 547 | 324 | 13,573 | 12,707 | 13,476 | 12,676 |
| 55 years..... | 5,115 | 5,275 | 4,979 | 5,216 | 136 | 59 | 1,722 | 1,951 | 75 | 61 | 182 | 58 | 3,186 | 3,205 | 3,177 | 3,194 |
| 56 years..... | 3,241 | 2,899 | 3,137 | 2,851 | 104 | 48 | 1,354 | 1,574 | 55 | 47 | 95 | 47 | 1,734 | 1,231 | 1,727 | 1,223 |
| 57 years..... | 2,431 | 2,286 | 2,350 | 2,183 | 81 | 53 | 1,171 | 1,324 | 50 | 39 | 79 | 52 | 1,131 | 821 | 1,129 | 821 |
| 58 years..... | 2,363 | 2,433 | 2,234 | 2,455 | 79 | 28 | 1,067 | 1,298 | 33 | 46 | 77 | 28 | 1,181 | 1,111 | 1,179 | 1,109 |
| 59 years..... | 2,496 | 2,416 | 2,417 | 2,370 | 79 | 46 | 1,049 | 1,138 | 39 | 33 | 75 | 46 | 1,333 | 1,199 | 1,328 | 1,196 |
| 55 to 59 years.. | 15,646 | 15,309 | 15,167 | 15,075 | 479 | 234 | 6,363 | 7,285 | 257 | 226 | 461 | 231 | 8,565 | 7,567 | 8,540 | 7,548 |
| 60 years..... | 6,920 | 6,943 | 6,784 | 6,860 | 136 | 83 | 1,538 | 1,737 | 57 | 41 | 128 | 83 | 5,197 | 5,082 | 5,180 | 5,066 |
| 61 years..... | 1,321 | 1,536 | 1,753 | 1,510 | 68 | 26 | 943 | 996 | 36 | 26 | 64 | 26 | 778 | 488 | 773 | 488 |
| 62 years..... | 2,364 | 1,771 | 2,277 | 1,737 | 87 | 34 | 1,087 | 1,040 | 38 | 33 | 86 | 34 | 1,153 | 664 | 1,148 | 659 |
| 63 years..... | 2,293 | 1,710 | 2,209 | 1,673 | 84 | 37 | 1,029 | 1,045 | 36 | 32 | 82 | 37 | 1,146 | 596 | 1,146 | 595 |
| 64 years..... | 2,075 | 1,759 | 2,003 | 1,725 | 72 | 34 | 890 | 947 | 29 | 31 | 72 | 34 | 1,084 | 747 | 1,084 | 745 |
| 60 to 64 years.. | 15,473 | 13,719 | 15,026 | 13,505 | 447 | 214 | 5,437 | 5,765 | 196 | 163 | 432 | 214 | 9,358 | 7,577 | 9,331 | 7,553 |
| 65 years..... | 3,966 | 3,497 | 3,862 | 3,442 | 104 | 55 | 929 | 1,056 | 28 | 30 | 102 | 54 | 2,907 | 2,357 | 2,900 | 2,350 |
| 66 years..... | 1,866 | 1,332 | 1,797 | 1,290 | 69 | 42 | 857 | 813 | 26 | 30 | 65 | 42 | 918 | 447 | 916 | 446 |
| 67 years..... | 1,702 | 1,195 | 1,623 | 1,156 | 74 | 39 | 798 | 730 | 27 | 20 | 71 | 39 | 806 | 406 | 803 | 404 |
| 68 years..... | 1,497 | 1,190 | 1,444 | 1,161 | 53 | 29 | 628 | 612 | 25 | 14 | 52 | 28 | 792 | 536 | 790 | 533 |
| 69 years..... | 1,381 | 1,210 | 1,332 | 1,178 | 49 | 32 | 580 | 585 | 20 | 18 | 48 | 32 | 733 | 575 | 731 | 575 |
| 65 to 69 years.. | 10,412 | 8,424 | 10,063 | 8,227 | 349 | 197 | 3,792 | 3,796 | 126 | 112 | 338 | 195 | 6,156 | 4,321 | 6,140 | 4,308 |
| 70 years..... | 2,965 | 3,226 | 2,907 | 3,176 | 58 | 50 | 673 | 702 | 25 | 20 | 55 | 50 | 2,212 | 2,454 | 2,205 | 2,446 |
| 71 years..... | 732 | 635 | 706 | 621 | 26 | 14 | 427 | 425 | 11 | 11 | 26 | 14 | 268 | 185 | 268 | 185 |
| 72 years..... | 985 | 818 | 933 | 794 | 52 | 24 | 473 | 472 | 19 | 13 | 52 | 24 | 441 | 309 | 440 | 308 |
| 73 years..... | 320 | 624 | 795 | 608 | 25 | 16 | 433 | 388 | 11 | 7 | 25 | 16 | 351 | 213 | 350 | 213 |
| 74 years..... | 329 | 769 | 796 | 750 | 33 | 19 | 396 | 407 | 15 | 11 | 32 | 19 | 386 | 332 | 385 | 330 |
| 70 to 74 years.. | 6,331 | 6,072 | 6,137 | 5,949 | 194 | 123 | 2,402 | 2,394 | 81 | 62 | 190 | 123 | 3,658 | 3,493 | 3,648 | 3,482 |
| 75 years..... | 1,507 | 1,522 | 1,470 | 1,496 | 37 | 26 | 375 | 404 | 11 | 15 | 36 | 25 | 1,085 | 1,078 | 1,081 | 1,076 |
| 76 years..... | 602 | 526 | 579 | 512 | 23 | 14 | 279 | 294 | 14 | 10 | 23 | 13 | 286 | 209 | 286 | 209 |
| 77 years..... | 488 | 389 | 470 | 379 | 18 | 10 | 266 | 229 | 5 | 10 | 18 | 10 | 199 | 140 | 198 | 140 |
| 78 years..... | 521 | 457 | 502 | 445 | 19 | 12 | 221 | 223 | 9 | 11 | 18 | 11 | 273 | 212 | 271 | 212 |
| 79 years..... | 440 | 387 | 429 | 376 | 11 | 11 | 183 | 161 | 11 | 5 | 11 | 11 | 235 | 210 | 235 | 210 |
| 75 to 79 years.. | 3,558 | 3,281 | 3,450 | 3,208 | 108 | 73 | 1,324 | 1,311 | 50 | 51 | 106 | 70 | 2,078 | 1,849 | 2,071 | 1,847 |
| 80 years..... | 1,060 | 1,294 | 1,044 | 1,269 | 16 | 25 | 202 | 193 | 3 | 9 | 16 | 23 | 839 | 1,069 | 835 | 1,062 |
| 81 years..... | 259 | 190 | 247 | 184 | 12 | 6 | 120 | 114 | 4 | 5 | 12 | 6 | 123 | 65 | 123 | 65 |
| 82 years..... | 274 | 261 | 265 | 259 | 9 | 2 | 111 | 146 | 2 | 3 | 9 | 2 | 152 | 110 | 151 | 109 |
| 83 years..... | 203 | 186 | 195 | 180 | 8 | 6 | 87 | 94 | 7 | 5 | 7 | 6 | 102 | 81 | 101 | 81 |
| 84 years..... | 213 | 218 | 205 | 211 | 8 | 7 | 91 | 88 | 5 | 7 | 8 | 5 | 109 | 123 | 108 | 123 |
| 80 to 84 years.. | 2,009 | 2,149 | 1,956 | 2,103 | 53 | 46 | 611 | 630 | 21 | 29 | 52 | 42 | 1,325 | 1,448 | 1,318 | 1,440 |
| 85 years..... | 291 | 386 | 283 | 379 | 3 | 7 | 61 | 77 | 4 | 3 | 3 | 7 | 223 | 299 | 222 | 298 |
| 86 years..... | 138 | 124 | 134 | 122 | 4 | 2 | 51 | 57 | 4 | 1 | 4 | 2 | 79 | 64 | 79 | 64 |
| 87 years..... | 122 | 87 | 113 | 86 | 4 | 1 | 46 | 38 | 3 | 3 | 4 | 1 | 69 | 45 | 69 | 45 |
| 88 years..... | 82 | 94 | 80 | 93 | 2 | 1 | 30 | 42 | 1 | 1 | 2 | 1 | 49 | 50 | 48 | 50 |
| 89 years..... | 81 | 94 | 79 | 94 | 2 | 1 | 21 | 34 | 5 | 1 | 2 | 1 | 53 | 59 | 53 | 59 |
| 85 to 89 years.. | 714 | 785 | 699 | 774 | 15 | 11 | 209 | 248 | 17 | 9 | 15 | 11 | 473 | 517 | 471 | 516 |
| 90 years..... | 193 | 292 | 193 | 286 | | 6 | 22 | 12 | | 1 | | 5 | 171 | 274 | 170 | 274 |
| 91 years..... | 24 | 20 | 23 | 20 | 1 | | 8 | 6 | | | 1 | | 15 | 14 | 15 | 14 |
| 92 years..... | 31 | 23 | 28 | 22 | 3 | 1 | 9 | 3 | | 2 | 3 | 1 | 19 | 17 | 19 | 17 |
| 93 years..... | 31 | 25 | 31 | 25 | | | 7 | 8 | | | | | 24 | 17 | 24 | 17 |
| 94 years..... | 18 | 23 | 18 | 22 | | 1 | 1 | 5 | | | | | 17 | 18 | 16 | 18 |
| 90 to 94 years.. | 297 | 383 | 293 | 375 | 4 | 8 | 47 | 34 | | 3 | 4 | 6 | 246 | 340 | 244 | 340 |
| 95 years..... | 44 | 82 | 44 | 82 | | | | 9 | | | | | 44 | 73 | 44 | 73 |
| 96 years..... | 22 | 30 | 22 | 30 | | | 2 | 1 | | 1 | | | 20 | 28 | 19 | 28 |
| 97 years..... | 18 | 15 | 18 | 15 | | | 1 | 1 | | | | | 17 | 14 | 17 | 14 |
| 98 years..... | 20 | 33 | 20 | 33 | | | 3 | 1 | | 1 | | | 17 | 31 | 16 | 31 |
| 99 years..... | 18 | 19 | 18 | 19 | | | 1 | 1 | | | | | 17 | 18 | 17 | 18 |
| 95 to 99 years.. | 122 | 179 | 122 | 179 | | | 7 | 13 | | 2 | | | 115 | 164 | 113 | 164 |
| 100 years and over. | 107 | 206 | 104 | 202 | 3 | 4 | 3 | 2 | | 1 | 1 | 1 | 103 | 202 | 103 | 199 |
| Age unknown.... | 1,571 | 1,668 | 1,560 | 1,653 | 11 | 15 | 476 | 407 | 10 | 8 | 11 | 15 | 1,074 | 1,238 | 1,071 | 1,236 |

¹ Persons of negro descent, Chinese, Japanese, and Indians.

² Includes all persons of negro descent.

STATISTICS OF POPULATION.

TABLE 2.—AGES OF THE AGGREGATE POPULATION, CLASSIFIED BY SEX, MISSOURI.

| AGES. | AGGREGATE. | | NATIVE BORN. | | FOREIGN BORN. | | NATIVE WHITE—NATIVE PARENTS. | | NATIVE WHITE—FOREIGN PARENTS. | | FOREIGN WHITE. | | TOTAL COLORED. ¹ | | NEGRO. ² | |
|---------------------|------------|-----------|--------------|-----------|---------------|-----------|------------------------------|-----------|-------------------------------|-----------|----------------|-----------|-----------------------------|-----------|---------------------|-----------|
| | Males. | Fe-males. | Males. | Fe-males. | Males. | Fe-males. | Males. | Fe-males. | Males. | Fe-males. | Males. | Fe-males. | Males. | Fe-males. | Males. | Fe-males. |
| All ages.... | 1,595,710 | 1,510,955 | 1,475,593 | 1,414,693 | 120,117 | 96,262 | 1,131,934 | 1,072,940 | 262,478 | 261,716 | 119,565 | 96,210 | 81,733 | 80,089 | 81,206 | 80,028 |
| Under 1 month..... | 2,656 | 2,660 | 2,656 | 2,660 | | | 2,246 | 2,186 | 295 | 350 | | | 115 | 124 | 115 | 124 |
| 1 to 2 months..... | 6,389 | 6,170 | 6,388 | 6,170 | 1 | | 5,394 | 5,248 | 720 | 674 | 1 | | 274 | 248 | 274 | 247 |
| 3 to 5 months..... | 10,051 | 9,890 | 10,047 | 9,888 | 4 | 2 | 8,510 | 8,285 | 1,157 | 1,198 | 4 | 2 | 380 | 405 | 380 | 405 |
| 6 to 8 months..... | 9,770 | 9,554 | 9,767 | 9,552 | 3 | 2 | 8,285 | 8,084 | 1,157 | 1,132 | 3 | 2 | 325 | 336 | 325 | 336 |
| 9 to 11 months..... | 9,396 | 9,051 | 9,390 | 9,048 | 6 | 3 | 7,891 | 7,534 | 1,147 | 1,166 | 6 | 3 | 352 | 348 | 351 | 348 |
| Under 1 year.. | 38,262 | 37,325 | 38,248 | 37,318 | 14 | 7 | 32,326 | 31,337 | 4,476 | 4,520 | 14 | 7 | 1,446 | 1,461 | 1,445 | 1,460 |
| 1 year..... | 35,452 | 34,387 | 35,435 | 34,368 | 17 | 19 | 29,650 | 28,633 | 4,417 | 4,370 | 17 | 19 | 1,368 | 1,365 | 1,367 | 1,362 |
| 2 years..... | 36,307 | 35,399 | 36,281 | 35,370 | 26 | 29 | 30,085 | 29,223 | 4,457 | 4,557 | 26 | 29 | 1,439 | 1,590 | 1,439 | 1,588 |
| 3 years..... | 36,677 | 35,623 | 36,634 | 35,587 | 43 | 36 | 30,145 | 29,240 | 5,012 | 4,831 | 43 | 36 | 1,477 | 1,616 | 1,477 | 1,512 |
| 4 years..... | 37,880 | 36,724 | 37,810 | 36,674 | 70 | 50 | 31,049 | 29,896 | 5,237 | 5,152 | 70 | 50 | 1,524 | 1,626 | 1,523 | 1,626 |
| 1 to 4 years.... | 146,316 | 142,133 | 146,160 | 141,999 | 156 | 134 | 120,929 | 116,992 | 19,423 | 18,910 | 156 | 134 | 5,808 | 6,097 | 5,804 | 6,038 |
| 5 years..... | 37,602 | 36,415 | 37,528 | 36,343 | 74 | 72 | 30,409 | 29,468 | 5,478 | 5,305 | 74 | 72 | 1,641 | 1,570 | 1,638 | 1,569 |
| 6 years..... | 38,374 | 37,489 | 38,282 | 37,398 | 92 | 91 | 30,769 | 30,284 | 5,778 | 5,417 | 92 | 91 | 1,735 | 1,697 | 1,734 | 1,695 |
| 7 years..... | 37,027 | 36,142 | 36,891 | 36,006 | 136 | 136 | 29,697 | 28,864 | 5,551 | 5,523 | 136 | 136 | 1,643 | 1,619 | 1,641 | 1,617 |
| 8 years..... | 38,413 | 37,262 | 38,247 | 37,108 | 166 | 153 | 30,649 | 29,597 | 5,807 | 5,786 | 166 | 153 | 1,791 | 1,776 | 1,791 | 1,776 |
| 9 years..... | 36,548 | 35,492 | 36,380 | 35,257 | 218 | 235 | 28,823 | 27,994 | 5,872 | 5,621 | 218 | 235 | 1,635 | 1,742 | 1,635 | 1,741 |
| 5 to 9 years.... | 187,964 | 182,800 | 187,278 | 182,113 | 686 | 687 | 150,347 | 146,107 | 28,486 | 27,602 | 686 | 687 | 8,445 | 8,404 | 8,439 | 8,398 |
| 10 years..... | 37,956 | 36,993 | 37,690 | 36,720 | 266 | 273 | 29,851 | 28,936 | 6,042 | 5,952 | 266 | 273 | 1,797 | 1,822 | 1,796 | 1,831 |
| 11 years..... | 34,760 | 34,068 | 34,420 | 33,757 | 340 | 306 | 27,069 | 26,523 | 5,804 | 5,663 | 339 | 306 | 1,548 | 1,571 | 1,545 | 1,569 |
| 12 years..... | 35,275 | 34,234 | 34,905 | 33,863 | 370 | 371 | 27,204 | 26,356 | 5,892 | 5,699 | 370 | 370 | 1,809 | 1,809 | 1,809 | 1,808 |
| 13 years..... | 33,561 | 32,946 | 33,131 | 32,596 | 430 | 350 | 25,670 | 25,021 | 5,767 | 5,810 | 430 | 350 | 1,694 | 1,765 | 1,692 | 1,764 |
| 14 years..... | 34,043 | 33,429 | 33,599 | 32,994 | 449 | 435 | 26,030 | 25,206 | 5,824 | 6,019 | 449 | 434 | 1,745 | 1,770 | 1,744 | 1,770 |
| 10 to 14 years.. | 173,600 | 171,665 | 173,745 | 169,930 | 1,855 | 1,735 | 135,824 | 132,042 | 29,329 | 29,143 | 1,854 | 1,733 | 8,593 | 8,747 | 8,586 | 8,742 |
| 15 years..... | 33,282 | 32,371 | 32,801 | 32,378 | 481 | 493 | 25,050 | 24,667 | 6,019 | 5,958 | 480 | 493 | 1,733 | 1,753 | 1,726 | 1,751 |
| 16 years..... | 34,003 | 33,795 | 33,475 | 33,214 | 528 | 581 | 25,573 | 25,192 | 6,132 | 6,212 | 527 | 579 | 1,771 | 1,812 | 1,765 | 1,811 |
| 17 years..... | 31,439 | 31,901 | 30,826 | 31,242 | 613 | 659 | 23,333 | 23,388 | 5,812 | 6,167 | 611 | 657 | 1,683 | 1,689 | 1,678 | 1,686 |
| 18 years..... | 31,593 | 33,321 | 30,752 | 32,451 | 841 | 870 | 23,377 | 24,236 | 5,650 | 6,318 | 839 | 869 | 1,727 | 1,899 | 1,715 | 1,897 |
| 19 years..... | 30,413 | 31,761 | 29,532 | 30,310 | 881 | 951 | 22,148 | 22,921 | 5,613 | 6,011 | 880 | 950 | 1,772 | 1,878 | 1,769 | 1,876 |
| 15 to 19 years.. | 160,730 | 163,649 | 157,386 | 160,095 | 3,344 | 3,554 | 119,481 | 120,404 | 29,226 | 30,666 | 3,337 | 3,543 | 8,686 | 9,031 | 8,653 | 9,021 |
| 20 years..... | 30,154 | 32,696 | 29,117 | 31,465 | 1,087 | 1,231 | 21,589 | 22,849 | 5,662 | 6,550 | 1,035 | 1,227 | 1,868 | 2,070 | 1,861 | 2,067 |
| 21 years..... | 29,393 | 28,211 | 28,234 | 27,084 | 1,159 | 1,127 | 20,639 | 19,638 | 5,795 | 5,871 | 1,155 | 1,127 | 1,804 | 1,575 | 1,800 | 1,573 |
| 22 years..... | 29,747 | 31,453 | 28,540 | 30,156 | 1,207 | 1,297 | 20,519 | 21,341 | 6,088 | 6,834 | 1,205 | 1,297 | 1,935 | 1,981 | 1,933 | 1,980 |
| 23 years..... | 28,585 | 30,205 | 27,302 | 28,815 | 1,233 | 1,390 | 19,412 | 20,230 | 6,037 | 6,706 | 1,279 | 1,388 | 1,857 | 1,881 | 1,854 | 1,881 |
| 24 years..... | 28,996 | 29,326 | 27,579 | 28,489 | 1,417 | 1,337 | 19,319 | 19,689 | 6,438 | 6,907 | 1,409 | 1,337 | 1,830 | 1,893 | 1,824 | 1,893 |
| 20 to 24 years.. | 146,875 | 152,391 | 140,772 | 146,009 | 6,103 | 6,332 | 101,473 | 103,747 | 30,020 | 32,868 | 6,083 | 6,376 | 9,294 | 9,400 | 9,272 | 9,394 |
| 25 years..... | 28,911 | 29,464 | 27,398 | 28,001 | 1,513 | 1,463 | 19,283 | 19,336 | 6,190 | 6,780 | 1,508 | 1,462 | 1,930 | 1,866 | 1,925 | 1,884 |
| 26 years..... | 27,054 | 26,650 | 25,481 | 25,267 | 1,573 | 1,383 | 18,021 | 17,303 | 5,937 | 6,317 | 1,569 | 1,383 | 1,927 | 1,647 | 1,923 | 1,647 |
| 27 years..... | 27,121 | 25,926 | 25,474 | 24,443 | 1,647 | 1,433 | 17,953 | 16,871 | 5,920 | 6,066 | 1,638 | 1,480 | 1,610 | 1,509 | 1,602 | 1,505 |
| 28 years..... | 27,731 | 26,143 | 25,841 | 24,540 | 1,890 | 1,603 | 18,222 | 16,917 | 5,976 | 5,990 | 1,832 | 1,603 | 1,651 | 1,633 | 1,645 | 1,632 |
| 29 years..... | 25,084 | 23,312 | 23,241 | 21,853 | 1,793 | 1,459 | 16,342 | 14,838 | 5,510 | 5,608 | 1,782 | 1,458 | 1,400 | 1,408 | 1,390 | 1,408 |
| 25 to 29 years.. | 135,851 | 131,495 | 127,435 | 124,104 | 8,416 | 7,391 | 89,821 | 85,265 | 29,533 | 30,761 | 8,379 | 7,386 | 8,118 | 8,083 | 8,085 | 8,076 |
| 30 years..... | 30,333 | 27,480 | 27,815 | 25,559 | 2,518 | 1,921 | 19,138 | 17,231 | 6,604 | 6,571 | 2,490 | 1,920 | 2,041 | 1,758 | 2,017 | 1,758 |
| 31 years..... | 21,404 | 19,975 | 19,542 | 18,630 | 1,862 | 1,345 | 13,704 | 12,882 | 4,846 | 4,847 | 1,852 | 1,342 | 1,002 | 904 | 992 | 904 |
| 32 years..... | 23,846 | 21,903 | 21,475 | 20,173 | 2,371 | 1,730 | 14,994 | 13,836 | 5,278 | 5,222 | 2,352 | 1,726 | 1,222 | 1,119 | 1,205 | 1,119 |
| 33 years..... | 22,599 | 20,661 | 20,360 | 19,023 | 2,239 | 1,633 | 14,259 | 13,249 | 4,985 | 4,776 | 2,219 | 1,631 | 1,136 | 1,005 | 1,118 | 1,005 |
| 34 years..... | 21,078 | 19,323 | 18,595 | 17,545 | 2,433 | 1,778 | 12,825 | 11,950 | 4,709 | 4,577 | 2,462 | 1,777 | 1,082 | 1,019 | 1,063 | 1,019 |
| 30 to 34 years.. | 119,260 | 109,342 | 107,737 | 100,935 | 11,473 | 8,407 | 74,980 | 69,148 | 26,422 | 25,993 | 11,375 | 8,396 | 6,433 | 5,805 | 6,395 | 5,805 |
| 35 years..... | 22,624 | 19,712 | 19,716 | 17,779 | 2,908 | 1,933 | 13,383 | 11,612 | 4,716 | 4,768 | 2,871 | 1,931 | 1,654 | 1,401 | 1,622 | 1,399 |
| 36 years..... | 20,098 | 18,070 | 17,337 | 16,209 | 2,761 | 1,861 | 12,026 | 11,018 | 4,294 | 4,228 | 2,723 | 1,858 | 1,050 | 966 | 1,020 | 964 |
| 37 years..... | 19,366 | 17,597 | 16,913 | 15,923 | 2,453 | 1,674 | 11,911 | 10,895 | 4,034 | 4,044 | 2,430 | 1,674 | 991 | 984 | 970 | 984 |
| 38 years..... | 22,904 | 19,758 | 20,263 | 18,008 | 2,641 | 1,750 | 14,308 | 12,841 | 4,673 | 4,520 | 2,614 | 1,749 | 1,304 | 1,148 | 1,282 | 1,147 |
| 39 years..... | 21,494 | 18,430 | 18,943 | 16,807 | 2,551 | 1,623 | 13,473 | 11,570 | 4,339 | 4,199 | 2,529 | 1,621 | 1,153 | 1,040 | 1,134 | 1,039 |
| 35 to 39 years.. | 106,456 | 93,567 | 93,172 | 84,726 | 13,314 | 8,841 | 65,101 | 57,436 | 22,061 | 21,759 | 13,172 | 8,833 | 6,152 | 5,539 | 6,028 | 5,533 |
| 40 years..... | 23,970 | 19,912 | 20,693 | 17,804 | 3,277 | 2,108 | 14,188 | 11,953 | 4,734 | 4,319 | 3,246 | 2,107 | 1,802 | 1,533 | 1,776 | 1,533 |
| 41 years..... | 18,363 | 14,303 | 14,745 | 13,059 | 2,123 | 1,244 | 10,746 | 9,443 | 3,299 | 3,055 | 2,106 | 1,244 | 717 | 581 | 704 | 560 |
| 42 years..... | 18,808 | 15,864 | 16,237 | 14,222 | 2,571 | 1,642 | 11,603 | 10,004 | 3,754 | 3,422 | 2,553 | 1,642 | 838 | 736 | 832 | 736 |
| 43 years..... | 16,327 | 14,433 | 14,227 | 12,986 | 2,100 | 1,447 | 10,597 | 9,454 | 3,010 | 2,904 | 2,086 | 1,447 | 634 | 628 | 624 | 627 |
| 44 years..... | 16,477 | 14,034 | 14,294 | 12,543 | 2,133 | 1,491 | 10,336 | 9,256 | 2,760 | 2,622 | 2,166 | 1,439 | 715 | 628 | 627 | |
| 40 to 44 years.. | 92,450 | 78,546 | 80,196 | 70,614 | 12,254 | 7,932 | 57,970 | 50,110 | 17,557 | 16,322 | 12,157 | 7,929 | 4,766 | 4,185 | 4,685 | 4,183 |
| 45 years..... | 17,632 | 14,376 | 15,097 | 12,972 | 2,585 | 1,904 | 11,135 | 9,496 | 2,846 | 2,465 | 2,563 | 1,908 | 1,138 | 1,012 | 1,117 | 1,012 |
| 46 years..... | 18,306 | 12,257 | 11,735 | 10,701 | 2,071 | 1,556 | | | | | | | | | | |

GENERAL NATIVITY, AND COLOR, BY STATES AND TERRITORIES: 1900—Continued.

MISSOURI.

| AGES. | AGGREGATE. | | NATIVE BORN. | | FOREIGN BORN. | | NATIVE WHITE— NATIVE PARENTS. | | NATIVE WHITE— FOREIGN PARENTS. | | FOREIGN WHITE. | | TOTAL COLORED. ¹ | | NEGRO. ² | |
|---------------------|------------|---------------|--------------|---------------|---------------|---------------|----------------------------------|---------------|-----------------------------------|---------------|----------------|---------------|--------------------------------|---------------|---------------------|---------------|
| | Males. | Fe- males. | Males. | Fe- males. | Males. | Fe- males. | Males. | Fe- males. | Males. | Fe- males. | Males. | Fe- males. | Males. | Fe- males. | Males. | Fe- males. |
| 50 years..... | 16,731 | 14,280 | 13,384 | 11,597 | 3,347 | 2,683 | 10,400 | 8,697 | 1,751 | 1,660 | 3,331 | 2,682 | 1,249 | 1,241 | 1,234 | 1,241 |
| 51 years..... | 11,788 | 9,907 | 9,609 | 8,250 | 2,179 | 1,657 | 7,881 | 6,744 | 1,319 | 1,136 | 2,169 | 1,657 | 419 | 370 | 411 | 370 |
| 52 years..... | 12,729 | 10,707 | 10,269 | 8,671 | 2,460 | 2,036 | 8,481 | 7,031 | 1,231 | 1,137 | 2,453 | 2,036 | 564 | 503 | 558 | 503 |
| 53 years..... | 11,114 | 9,574 | 8,386 | 7,754 | 2,728 | 1,820 | 7,426 | 6,408 | 1,044 | 940 | 2,222 | 1,619 | 422 | 407 | 418 | 407 |
| 54 years..... | 10,750 | 9,424 | 8,424 | 7,496 | 2,326 | 1,923 | 7,000 | 6,203 | 956 | 851 | 2,315 | 1,928 | 479 | 412 | 469 | 411 |
| 50 to 54 years.. | 63,112 | 53,892 | 50,572 | 43,768 | 12,540 | 10,124 | 41,188 | 35,083 | 6,301 | 5,754 | 12,490 | 10,122 | 3,133 | 2,983 | 3,090 | 2,982 |
| 55 years..... | 11,753 | 10,314 | 9,181 | 8,005 | 2,572 | 2,309 | 7,422 | 6,558 | 1,036 | 842 | 2,566 | 2,309 | 729 | 605 | 725 | 605 |
| 56 years..... | 10,571 | 9,099 | 8,279 | 7,243 | 2,292 | 1,851 | 6,883 | 6,077 | 864 | 771 | 2,287 | 1,851 | 537 | 400 | 533 | 399 |
| 57 years..... | 8,743 | 8,026 | 6,687 | 6,312 | 2,056 | 1,714 | 5,680 | 5,355 | 666 | 659 | 2,052 | 1,714 | 345 | 298 | 343 | 298 |
| 58 years..... | 8,649 | 7,742 | 6,547 | 5,988 | 2,102 | 1,754 | 5,512 | 5,093 | 714 | 587 | 2,100 | 1,754 | 323 | 308 | 322 | 308 |
| 59 years..... | 8,449 | 7,288 | 6,369 | 5,664 | 2,080 | 1,624 | 5,435 | 4,829 | 639 | 523 | 2,077 | 1,623 | 298 | 308 | 296 | 307 |
| 55 to 59 years.. | 48,165 | 42,469 | 37,063 | 33,217 | 11,102 | 9,252 | 30,932 | 27,912 | 3,919 | 3,387 | 11,082 | 9,251 | 2,232 | 1,919 | 2,219 | 1,917 |
| 60 years..... | 10,094 | 9,137 | 7,423 | 6,742 | 2,671 | 2,395 | 6,051 | 5,447 | 682 | 553 | 2,668 | 2,395 | 693 | 742 | 689 | 742 |
| 61 years..... | 6,535 | 5,507 | 4,872 | 4,202 | 1,666 | 1,305 | 4,272 | 3,723 | 444 | 337 | 1,663 | 1,305 | 159 | 142 | 157 | 142 |
| 62 years..... | 7,243 | 6,229 | 5,356 | 4,749 | 1,887 | 1,480 | 4,705 | 4,188 | 443 | 389 | 1,837 | 1,480 | 208 | 172 | 207 | 171 |
| 63 years..... | 7,149 | 6,379 | 5,267 | 4,833 | 1,882 | 1,546 | 4,643 | 4,293 | 433 | 330 | 1,881 | 1,546 | 192 | 210 | 192 | 210 |
| 64 years..... | 6,536 | 5,726 | 4,815 | 4,187 | 1,721 | 1,539 | 4,229 | 3,691 | 392 | 320 | 1,720 | 1,539 | 195 | 176 | 194 | 176 |
| 60 to 64 years.. | 37,560 | 32,978 | 27,733 | 24,713 | 9,827 | 8,265 | 23,900 | 21,342 | 2,394 | 1,929 | 9,819 | 8,265 | 1,447 | 1,442 | 1,439 | 1,441 |
| 65 years..... | 6,329 | 6,115 | 4,788 | 4,288 | 2,041 | 1,827 | 4,039 | 3,557 | 355 | 293 | 2,041 | 1,827 | 394 | 438 | 394 | 438 |
| 66 years..... | 5,721 | 5,120 | 4,156 | 3,795 | 1,565 | 1,325 | 3,672 | 3,399 | 277 | 244 | 1,565 | 1,325 | 207 | 152 | 207 | 152 |
| 67 years..... | 5,452 | 4,646 | 3,946 | 3,349 | 1,506 | 1,297 | 3,508 | 2,987 | 271 | 213 | 1,504 | 1,297 | 169 | 149 | 167 | 149 |
| 68 years..... | 4,663 | 3,943 | 3,378 | 2,844 | 1,285 | 1,099 | 2,991 | 2,504 | 219 | 191 | 1,283 | 1,099 | 170 | 149 | 168 | 148 |
| 69 years..... | 4,262 | 3,766 | 3,033 | 2,722 | 1,229 | 1,034 | 2,710 | 2,410 | 189 | 169 | 1,229 | 1,034 | 134 | 143 | 134 | 143 |
| 65 to 69 years.. | 26,927 | 23,580 | 19,301 | 16,998 | 7,626 | 6,582 | 16,920 | 14,857 | 1,311 | 1,110 | 7,622 | 6,582 | 1,074 | 1,031 | 1,070 | 1,030 |
| 70 years..... | 4,717 | 4,324 | 3,178 | 3,017 | 1,539 | 1,307 | 2,691 | 2,426 | 165 | 133 | 1,539 | 1,307 | 322 | 408 | 322 | 408 |
| 71 years..... | 3,222 | 2,694 | 2,323 | 1,965 | 899 | 729 | 2,102 | 1,770 | 153 | 123 | 898 | 729 | 69 | 67 | 69 | 67 |
| 72 years..... | 3,488 | 2,939 | 2,435 | 2,111 | 1,053 | 823 | 2,165 | 1,833 | 170 | 124 | 1,053 | 823 | 100 | 104 | 100 | 104 |
| 73 years..... | 3,076 | 2,620 | 2,145 | 1,939 | 931 | 681 | 1,938 | 1,746 | 118 | 111 | 931 | 680 | 89 | 83 | 89 | 83 |
| 74 years..... | 2,674 | 2,412 | 1,861 | 1,734 | 813 | 678 | 1,631 | 1,527 | 138 | 102 | 813 | 678 | 92 | 93 | 91 | 104 |
| 70 to 74 years.. | 17,177 | 14,989 | 11,942 | 10,766 | 5,235 | 4,223 | 10,527 | 9,352 | 744 | 648 | 5,234 | 4,222 | 672 | 767 | 671 | 766 |
| 75 years..... | 2,693 | 2,500 | 1,886 | 1,827 | 807 | 673 | 1,615 | 1,513 | 111 | 92 | 807 | 673 | 160 | 222 | 160 | 222 |
| 76 years..... | 2,050 | 1,826 | 1,454 | 1,338 | 596 | 488 | 1,268 | 1,172 | 108 | 86 | 596 | 488 | 78 | 80 | 78 | 80 |
| 77 years..... | 1,820 | 1,634 | 1,304 | 1,218 | 516 | 416 | 1,170 | 1,081 | 92 | 77 | 516 | 416 | 42 | 60 | 42 | 60 |
| 78 years..... | 1,565 | 1,492 | 1,120 | 1,103 | 445 | 389 | 979 | 977 | 74 | 62 | 445 | 389 | 67 | 64 | 67 | 64 |
| 79 years..... | 1,351 | 1,240 | 956 | 904 | 395 | 336 | 857 | 788 | 59 | 51 | 395 | 336 | 40 | 65 | 40 | 65 |
| 75 to 79 years.. | 9,479 | 8,692 | 6,720 | 6,390 | 2,759 | 2,302 | 5,889 | 5,531 | 444 | 368 | 2,759 | 2,302 | 387 | 491 | 387 | 491 |
| 80 years..... | 1,361 | 1,334 | 983 | 998 | 378 | 336 | 797 | 750 | 77 | 64 | 377 | 336 | 110 | 184 | 110 | 184 |
| 81 years..... | 953 | 776 | 677 | 595 | 276 | 181 | 598 | 526 | 47 | 38 | 276 | 181 | 32 | 31 | 32 | 31 |
| 82 years..... | 810 | 718 | 538 | 571 | 222 | 147 | 507 | 493 | 46 | 43 | 222 | 147 | 35 | 35 | 35 | 35 |
| 83 years..... | 584 | 543 | 441 | 408 | 143 | 135 | 383 | 353 | 35 | 29 | 143 | 135 | 23 | 26 | 23 | 26 |
| 84 years..... | 584 | 469 | 442 | 370 | 142 | 99 | 383 | 319 | 28 | 25 | 141 | 99 | 32 | 26 | 32 | 26 |
| 80 to 84 years.. | 4,292 | 3,840 | 3,131 | 2,942 | 1,161 | 898 | 2,668 | 2,441 | 233 | 199 | 1,159 | 898 | 232 | 302 | 232 | 302 |
| 85 years..... | 447 | 411 | 334 | 320 | 113 | 91 | 278 | 251 | 18 | 18 | 113 | 91 | 38 | 51 | 38 | 51 |
| 86 years..... | 325 | 337 | 233 | 256 | 87 | 81 | 206 | 218 | 16 | 20 | 87 | 81 | 16 | 18 | 16 | 18 |
| 87 years..... | 256 | 257 | 205 | 200 | 51 | 57 | 168 | 160 | 11 | 11 | 51 | 57 | 21 | 23 | 21 | 23 |
| 88 years..... | 225 | 241 | 182 | 197 | 43 | 44 | 144 | 165 | 18 | 18 | 43 | 44 | 20 | 14 | 20 | 14 |
| 89 years..... | 137 | 167 | 114 | 135 | 23 | 32 | 94 | 108 | 11 | 9 | 23 | 32 | 9 | 18 | 9 | 18 |
| 85 to 89 years.. | 1,390 | 1,413 | 1,073 | 1,108 | 317 | 305 | 890 | 902 | 79 | 76 | 317 | 305 | 104 | 130 | 104 | 130 |
| 90 years..... | 116 | 130 | 91 | 142 | 25 | 33 | 61 | 34 | 5 | 9 | 25 | 33 | 25 | 49 | 25 | 49 |
| 91 years..... | 58 | 66 | 48 | 49 | 10 | 17 | 38 | 44 | 5 | 2 | 10 | 17 | 5 | 3 | 5 | 3 |
| 92 years..... | 45 | 54 | 35 | 47 | 10 | 7 | 26 | 32 | 6 | 4 | 10 | 7 | 3 | 11 | 3 | 11 |
| 93 years..... | 22 | 36 | 17 | 25 | 5 | 11 | 16 | 19 | 1 | 3 | 5 | 11 | 3 | 3 | 3 | 3 |
| 94 years..... | 20 | 32 | 14 | 23 | 6 | 9 | 10 | 18 | 1 | 2 | 6 | 9 | 3 | 3 | 3 | 3 |
| 90 to 94 years.. | 261 | 368 | 205 | 286 | 56 | 82 | 151 | 197 | 18 | 20 | 56 | 82 | 36 | 69 | 36 | 69 |
| 95 years..... | 20 | 34 | 10 | 25 | 10 | 9 | 6 | 8 | 2 | 4 | 10 | 9 | 2 | 13 | 2 | 13 |
| 96 years..... | 20 | 27 | 13 | 20 | 7 | 7 | 11 | 9 | 1 | 2 | 7 | 7 | 1 | 9 | 1 | 9 |
| 97 years..... | 11 | 20 | 9 | 17 | 2 | 3 | 6 | 7 | 1 | 2 | 2 | 3 | 3 | 3 | 3 | 3 |
| 98 years..... | 13 | 24 | 10 | 22 | 3 | 2 | 2 | 10 | 1 | 1 | 3 | 1 | 7 | 12 | 7 | 12 |
| 99 years..... | 8 | 12 | 6 | 11 | 2 | 1 | 2 | 4 | 1 | 1 | 2 | 1 | 4 | 7 | 4 | 7 |
| 95 to 99 years.. | 72 | 117 | 48 | 95 | 24 | 22 | 27 | 38 | 4 | 8 | 24 | 21 | 17 | 50 | 17 | 50 |
| 100 years and over. | 29 | 56 | 22 | 48 | 7 | 8 | 4 | 7 | 2 | 1 | 7 | 8 | 16 | 40 | 16 | 40 |
| Age unknown.... | 5,332 | 3,074 | 4,929 | 2,784 | 403 | 290 | 3,857 | 1,823 | 190 | 151 | 403 | 288 | 882 | 812 | 882 | 812 |

¹ Persons of negro descent, Chinese, Japanese, and Indians.

² Includes all persons of negro descent.

STATISTICS OF POPULATION.

TABLE 2.—AGES OF THE AGGREGATE POPULATION, CLASSIFIED BY SEX,
MONTANA.

| AGES. | AGGREGATE. | | NATIVE BORN. | | FOREIGN BORN. | | NATIVE WHITE— NATIVE PARENTS. | | NATIVE WHITE— FOREIGN PARENTS. | | FOREIGN WHITE. | | TOTAL COLORED. ¹ | | NEGRO. ² | |
|--------------------|------------|---------------|--------------|---------------|---------------|---------------|----------------------------------|---------------|-----------------------------------|---------------|-------------------|---------------|--------------------------------|---------------|---------------------|---------------|
| | Males. | Fe- males. | Males. | Fe- males. | Males. | Fe- males. | Males. | Fe- males. | Males. | Fe- males. | Males. | Fe- males. | Males. | Fe- males. | Males. | Fe- males. |
| All ages | 149,842 | 93,487 | 102,246 | 74,016 | 47,596 | 19,471 | 55,711 | 37,226 | 40,219 | 30,754 | 43,209 | 19,164 | 10,703 | 6,343 | 912 | 611 |
| Under 1 month ... | 293 | 254 | 290 | 253 | 3 | 1 | 128 | 111 | 149 | 133 | 2 | 1 | 14 | 9 | 1 | 2 |
| 1 to 2 months..... | 487 | 451 | 486 | 449 | 1 | 2 | 185 | 182 | 258 | 238 | 1 | 2 | 43 | 29 | 1 | 1 |
| 3 to 5 months..... | 683 | 703 | 682 | 696 | 1 | 7 | 272 | 286 | 370 | 352 | 1 | 7 | 40 | 58 | 1 | 1 |
| 6 to 8 months..... | 689 | 729 | 686 | 727 | 3 | 2 | 320 | 342 | 327 | 350 | 3 | 2 | 39 | 35 | 1 | 1 |
| 9 to 11 months.... | 665 | 675 | 661 | 665 | 4 | 10 | 289 | 316 | 343 | 322 | 4 | 10 | 29 | 27 | 1 | 5 |
| Under 1 year.. | 2,817 | 2,812 | 2,805 | 2,790 | 12 | 22 | 1,194 | 1,237 | 1,447 | 1,395 | 11 | 22 | 165 | 158 | 3 | 18 |
| 1 year..... | 2,784 | 2,647 | 2,700 | 2,629 | 34 | 18 | 1,137 | 1,148 | 1,390 | 1,322 | 34 | 17 | 173 | 160 | 11 | 5 |
| 2 years..... | 2,689 | 2,604 | 2,656 | 2,570 | 33 | 34 | 1,103 | 1,151 | 1,364 | 1,269 | 30 | 31 | 187 | 153 | 10 | 8 |
| 3 years..... | 2,705 | 2,607 | 2,656 | 2,570 | 49 | 37 | 1,129 | 1,100 | 1,335 | 1,314 | 46 | 35 | 195 | 158 | 13 | 7 |
| 4 years..... | 2,703 | 2,661 | 2,644 | 2,599 | 59 | 62 | 1,191 | 1,117 | 1,293 | 1,310 | 56 | 59 | 163 | 175 | 15 | 10 |
| 1 to 4 years ... | 10,831 | 10,519 | 10,656 | 10,368 | 175 | 161 | 4,565 | 4,516 | 5,382 | 5,215 | 166 | 142 | 718 | 646 | 49 | 30 |
| 5 years..... | 2,723 | 2,580 | 2,660 | 2,581 | 63 | 49 | 1,179 | 1,099 | 1,333 | 1,261 | 61 | 49 | 150 | 171 | 9 | 4 |
| 6 years..... | 2,527 | 2,513 | 2,466 | 2,460 | 61 | 53 | 1,068 | 1,063 | 1,261 | 1,247 | 57 | 51 | 141 | 152 | 11 | 8 |
| 7 years..... | 2,552 | 2,585 | 2,475 | 2,461 | 77 | 74 | 1,103 | 1,083 | 1,223 | 1,220 | 77 | 72 | 149 | 160 | 13 | 11 |
| 8 years..... | 2,475 | 2,432 | 2,385 | 2,343 | 90 | 89 | 1,112 | 1,053 | 1,109 | 1,102 | 87 | 88 | 167 | 189 | 9 | 11 |
| 9 years..... | 2,193 | 2,224 | 2,085 | 2,144 | 108 | 80 | 952 | 1,025 | 992 | 999 | 106 | 78 | 143 | 122 | 5 | 8 |
| 5 to 9 years ... | 12,470 | 12,284 | 12,071 | 11,939 | 399 | 345 | 5,414 | 5,323 | 5,918 | 5,829 | 388 | 338 | 750 | 794 | 47 | 42 |
| 10 years..... | 2,255 | 2,180 | 2,128 | 2,065 | 127 | 115 | 1,013 | 966 | 952 | 943 | 126 | 112 | 164 | 159 | 10 | 10 |
| 11 years..... | 2,007 | 1,933 | 1,884 | 1,789 | 123 | 144 | 882 | 844 | 894 | 827 | 121 | 141 | 110 | 121 | 4 | 12 |
| 12 years..... | 1,916 | 1,851 | 1,764 | 1,711 | 162 | 140 | 810 | 822 | 826 | 786 | 146 | 135 | 134 | 108 | 8 | 7 |
| 13 years..... | 1,308 | 1,359 | 1,663 | 1,703 | 143 | 156 | 822 | 844 | 714 | 735 | 136 | 155 | 134 | 125 | 10 | 11 |
| 14 years..... | 1,770 | 1,820 | 1,607 | 1,648 | 163 | 172 | 776 | 778 | 703 | 756 | 155 | 168 | 136 | 118 | 10 | 9 |
| 10 to 14 years.. | 9,754 | 9,643 | 9,046 | 8,916 | 708 | 727 | 4,303 | 4,254 | 4,089 | 4,047 | 684 | 711 | 678 | 631 | 42 | 49 |
| 15 years..... | 1,633 | 1,639 | 1,506 | 1,471 | 177 | 168 | 782 | 722 | 605 | 649 | 162 | 164 | 134 | 104 | 9 | 5 |
| 16 years..... | 1,757 | 1,634 | 1,491 | 1,450 | 266 | 184 | 795 | 716 | 574 | 633 | 209 | 181 | 181 | 104 | 9 | 7 |
| 17 years..... | 1,789 | 1,509 | 1,454 | 1,284 | 335 | 225 | 753 | 641 | 692 | 560 | 252 | 223 | 192 | 85 | 6 | 8 |
| 18 years..... | 2,024 | 1,610 | 1,561 | 1,359 | 463 | 251 | 859 | 700 | 574 | 548 | 321 | 246 | 270 | 116 | 9 | 7 |
| 19 years..... | 2,181 | 1,534 | 1,603 | 1,217 | 578 | 317 | 907 | 641 | 597 | 487 | 405 | 310 | 272 | 96 | 15 | 11 |
| 15 to 19 years.. | 9,434 | 7,926 | 7,615 | 6,781 | 1,819 | 1,145 | 4,094 | 3,420 | 2,942 | 2,877 | 1,349 | 1,124 | 1,049 | 505 | 48 | 38 |
| 20 years..... | 2,605 | 1,755 | 1,816 | 1,338 | 789 | 417 | 1,011 | 702 | 681 | 501 | 628 | 405 | 285 | 147 | 12 | 11 |
| 21 years..... | 2,669 | 1,649 | 1,852 | 1,245 | 817 | 404 | 1,019 | 678 | 738 | 498 | 676 | 397 | 236 | 76 | 25 | 18 |
| 22 years..... | 2,900 | 1,860 | 1,931 | 1,373 | 969 | 487 | 1,088 | 711 | 724 | 553 | 803 | 474 | 280 | 122 | 21 | 8 |
| 23 years..... | 3,292 | 1,848 | 2,175 | 1,369 | 1,117 | 479 | 1,272 | 722 | 792 | 563 | 961 | 473 | 267 | 90 | 28 | 18 |
| 24 years..... | 3,430 | 2,001 | 2,240 | 1,453 | 1,190 | 548 | 1,318 | 762 | 815 | 603 | 1,032 | 543 | 265 | 93 | 19 | 13 |
| 20 to 24 years.. | 14,896 | 9,113 | 10,014 | 6,778 | 4,882 | 2,335 | 5,708 | 3,575 | 3,750 | 2,713 | 4,105 | 2,292 | 1,333 | 528 | 100 | 68 |
| 25 years..... | 3,472 | 1,891 | 2,191 | 1,285 | 1,281 | 606 | 1,220 | 640 | 840 | 546 | 1,123 | 600 | 289 | 105 | 19 | 20 |
| 26 years..... | 3,364 | 1,915 | 2,127 | 1,325 | 1,237 | 590 | 1,227 | 679 | 805 | 579 | 1,132 | 586 | 200 | 71 | 21 | 18 |
| 27 years..... | 3,460 | 1,834 | 2,145 | 1,304 | 1,315 | 580 | 1,208 | 715 | 845 | 512 | 1,211 | 571 | 196 | 86 | 20 | 22 |
| 28 years..... | 3,734 | 1,911 | 2,240 | 1,268 | 1,544 | 643 | 1,269 | 636 | 876 | 536 | 1,410 | 637 | 229 | 102 | 22 | 16 |
| 29 years..... | 3,393 | 1,871 | 1,976 | 1,293 | 1,417 | 578 | 1,115 | 732 | 766 | 495 | 1,323 | 573 | 189 | 71 | 25 | 18 |
| 25 to 29 years.. | 17,473 | 9,472 | 10,679 | 6,475 | 6,794 | 2,997 | 6,039 | 3,402 | 4,132 | 2,668 | 6,199 | 2,967 | 1,103 | 485 | 107 | 94 |
| 30 years..... | 4,423 | 2,197 | 2,493 | 1,406 | 1,930 | 791 | 1,419 | 740 | 933 | 533 | 1,752 | 781 | 324 | 143 | 27 | 19 |
| 31 years..... | 3,123 | 1,523 | 1,796 | 1,017 | 1,327 | 506 | 1,036 | 554 | 671 | 399 | 1,243 | 502 | 173 | 68 | 18 | 21 |
| 32 years..... | 3,522 | 1,636 | 1,900 | 1,060 | 1,622 | 626 | 1,128 | 583 | 683 | 413 | 1,539 | 619 | 167 | 66 | 31 | 12 |
| 33 years..... | 3,352 | 1,647 | 1,897 | 1,012 | 1,455 | 635 | 1,072 | 569 | 730 | 360 | 1,372 | 623 | 178 | 90 | 23 | 10 |
| 34 years..... | 3,373 | 1,615 | 1,829 | 1,003 | 1,544 | 607 | 1,043 | 533 | 693 | 405 | 1,451 | 604 | 186 | 68 | 22 | 10 |
| 30 to 34 years.. | 17,798 | 8,668 | 9,920 | 5,503 | 7,878 | 3,165 | 5,698 | 2,989 | 3,715 | 2,110 | 7,357 | 3,134 | 1,028 | 435 | 121 | 72 |
| 35 years..... | 3,910 | 1,765 | 2,005 | 1,090 | 1,905 | 675 | 1,144 | 585 | 733 | 393 | 1,781 | 666 | 252 | 121 | 26 | 17 |
| 36 years..... | 3,373 | 1,526 | 1,759 | 927 | 1,614 | 599 | 957 | 503 | 721 | 364 | 1,491 | 594 | 204 | 65 | 22 | 12 |
| 37 years..... | 3,018 | 1,373 | 1,629 | 867 | 1,339 | 506 | 940 | 499 | 617 | 320 | 1,319 | 501 | 142 | 53 | 20 | 11 |
| 38 years..... | 3,462 | 1,504 | 1,869 | 947 | 1,583 | 557 | 1,102 | 536 | 679 | 323 | 1,494 | 552 | 177 | 93 | 23 | 22 |
| 39 years..... | 3,095 | 1,307 | 1,697 | 855 | 1,393 | 452 | 989 | 471 | 631 | 310 | 1,301 | 443 | 174 | 78 | 25 | 14 |
| 35 to 39 years.. | 16,848 | 7,475 | 8,959 | 4,636 | 7,839 | 2,789 | 5,132 | 2,594 | 3,331 | 1,710 | 7,336 | 2,761 | 949 | 410 | 116 | 76 |
| 40 years..... | 3,770 | 1,471 | 1,929 | 917 | 1,841 | 554 | 1,164 | 469 | 649 | 307 | 1,634 | 533 | 273 | 157 | 18 | 16 |
| 41 years..... | 2,318 | 887 | 1,306 | 562 | 1,012 | 325 | 799 | 316 | 453 | 201 | 937 | 322 | 129 | 48 | 13 | 9 |
| 42 years..... | 2,339 | 975 | 1,347 | 633 | 1,042 | 342 | 799 | 364 | 470 | 205 | 972 | 340 | 143 | 66 | 27 | 7 |
| 43 years..... | 1,934 | 892 | 1,134 | 573 | 850 | 314 | 670 | 334 | 391 | 175 | 771 | 309 | 152 | 74 | 16 | 8 |
| 44 years..... | 1,893 | 787 | 1,081 | 486 | 812 | 301 | 679 | 289 | 346 | 170 | 749 | 299 | 119 | 49 | 15 | 10 |
| 40 to 44 years.. | 12,354 | 5,012 | 6,797 | 3,176 | 5,557 | 1,836 | 4,111 | 1,752 | 2,309 | 1,058 | 5,113 | 1,808 | 821 | 394 | 89 | 50 |
| 45 years..... | 2,353 | 861 | 1,207 | 541 | 1,146 | 320 | 733 | 284 | 375 | 146 | 1,052 | 310 | 138 | 121 | 22 | 5 |
| 46 years..... | 1,710 | 668 | 943 | 434 | 762 | 234 | 579 | 280 | 317 | 103 | 718 | 232 | 96 | 48 | 11 | 2 |
| 47 years..... | 1,643 | 652 | 830 | 399 | 763 | 253 | 553 | 236 | 270 | 102 | 699 | 246 | 116 | 68 | 15 | 10 |
| 48 years..... | 1,513 | 603 | 731 | 374 | 732 | 229 | 484 | 213 | 232 | 97 | 676 | 222 | 121 | 66 | 9 | 8 |
| 49 years..... | 1,302 | 551 | 707 | 322 | 595 | 229 | 442 | 190 | 202 | 90 | 546 | 229 | 110 | 42 | 11 | 3 |
| 45 to 49 years.. | 8,521 | 3,335 | 4,523 | 2,070 | 3,998 | 1,265 | 2,801 | 1,203 | 1,398 | 543 | 3,691 | 1,239 | 631 | 345 | 68 | 23 |

¹ Persons of negro descent, Chinese, Japanese, and Indians.² Includes all persons of negro descent.

GENERAL NATIVITY, AND COLOR, BY STATES AND TERRITORIES: 1900—Continued.

MONTANA.

| AGES. | AGGREGATE. | | NATIVE BORN. | | FOREIGN BORN. | | NATIVE WHITE— NATIVE PARENTS. | | NATIVE WHITE— FOREIGN PARENTS. | | FOREIGN WHITE. | | TOTAL COLORED. ¹ | | NEGRO. ² | |
|---------------------|------------|---------------|--------------|---------------|---------------|---------------|----------------------------------|---------------|-----------------------------------|---------------|-------------------|---------------|--------------------------------|---------------|---------------------|---------------|
| | Males. | Fe- males. | Males. | Fe- males. | Males. | Fe- males. | Males. | Fe- males. | Males. | Fe- males. | Males. | Fe- males. | Males. | Fe- males. | Males. | Fe- males. |
| 50 years..... | 1,628 | 706 | 848 | 438 | 785 | 273 | 520 | 242 | 213 | 74 | 710 | 269 | 185 | 121 | 19 | 4 |
| 51 years..... | 1,145 | 481 | 612 | 280 | 533 | 151 | 418 | 177 | 152 | 59 | 488 | 149 | 87 | 46 | 11 | 1 |
| 52 years..... | 1,083 | 480 | 550 | 279 | 533 | 171 | 377 | 191 | 137 | 54 | 482 | 169 | 87 | 36 | 6 | 7 |
| 53 years..... | 977 | 393 | 523 | 241 | 454 | 152 | 357 | 159 | 123 | 39 | 403 | 149 | 94 | 46 | 9 | 2 |
| 54 years..... | 911 | 418 | 484 | 263 | 427 | 150 | 346 | 179 | 108 | 49 | 398 | 150 | 59 | 40 | 8 | 5 |
| 50 to 54 years.. | 5,744 | 2,398 | 3,012 | 1,501 | 2,732 | 897 | 2,018 | 948 | 733 | 275 | 2,481 | 886 | 512 | 289 | 53 | 19 |
| 55 years..... | 1,042 | 448 | 535 | 271 | 507 | 177 | 355 | 170 | 136 | 37 | 458 | 172 | 98 | 69 | 5 | 4 |
| 56 years..... | 878 | 376 | 465 | 225 | 413 | 150 | 334 | 162 | 93 | 32 | 383 | 143 | 63 | 34 | 9 | 2 |
| 57 years..... | 682 | 280 | 388 | 181 | 294 | 99 | 274 | 126 | 71 | 19 | 272 | 94 | 65 | 41 | 7 | 3 |
| 58 years..... | 715 | 299 | 387 | 181 | 323 | 118 | 273 | 123 | 73 | 31 | 300 | 118 | 64 | 27 | 3 | 2 |
| 59 years..... | 566 | 266 | 325 | 174 | 241 | 92 | 226 | 135 | 70 | 17 | 229 | 92 | 41 | 22 | 4 | 3 |
| 55 to 59 years.. | 3,883 | 1,669 | 2,100 | 1,033 | 1,783 | 636 | 1,462 | 716 | 453 | 136 | 1,637 | 624 | 331 | 193 | 28 | 14 |
| 60 years..... | 841 | 412 | 446 | 258 | 395 | 154 | 310 | 134 | 86 | 25 | 367 | 145 | 78 | 108 | 3 | 1 |
| 61 years..... | 495 | 203 | 268 | 130 | 227 | 73 | 205 | 94 | 47 | 13 | 208 | 73 | 35 | 23 | 1 | 1 |
| 62 years..... | 554 | 217 | 302 | 121 | 252 | 96 | 233 | 93 | 48 | 12 | 234 | 94 | 39 | 18 | 3 | |
| 63 years..... | 493 | 230 | 272 | 141 | 221 | 89 | 197 | 94 | 57 | 22 | 209 | 86 | 30 | 28 | 5 | 2 |
| 64 years..... | 453 | 192 | 254 | 110 | 199 | 82 | 197 | 76 | 42 | 16 | 190 | 80 | 24 | 20 | 1 | 2 |
| 60 to 64 years.. | 2,836 | 1,254 | 1,542 | 760 | 1,294 | 494 | 1,142 | 491 | 280 | 88 | 1,208 | 478 | 206 | 197 | 13 | 6 |
| 65 years..... | 445 | 227 | 238 | 134 | 207 | 93 | 172 | 82 | 42 | 11 | 197 | 90 | 34 | 44 | 3 | 1 |
| 66 years..... | 374 | 165 | 217 | 94 | 157 | 71 | 178 | 74 | 30 | 8 | 150 | 69 | 16 | 14 | 2 | |
| 67 years..... | 361 | 158 | 219 | 102 | 142 | 56 | 163 | 76 | 39 | 11 | 136 | 52 | 23 | 19 | 2 | 1 |
| 68 years..... | 265 | 125 | 147 | 77 | 118 | 48 | 111 | 58 | 29 | 7 | 112 | 45 | 13 | 15 | | |
| 69 years..... | 240 | 122 | 143 | 86 | 97 | 36 | 109 | 68 | 22 | 6 | 93 | 35 | 16 | 13 | 1 | |
| 65 to 69 years.. | 1,685 | 797 | 964 | 493 | 721 | 304 | 733 | 358 | 162 | 43 | 688 | 291 | 102 | 105 | 8 | 2 |
| 70 years..... | 295 | 170 | 166 | 111 | 129 | 59 | 108 | 42 | 23 | 4 | 117 | 57 | 47 | 67 | 1 | |
| 71 years..... | 148 | 83 | 78 | 53 | 70 | 30 | 60 | 41 | 6 | 2 | 67 | 30 | 15 | 10 | 1 | |
| 72 years..... | 148 | 98 | 93 | 60 | 55 | 33 | 73 | 44 | 12 | 5 | 54 | 37 | 4 | 12 | 2 | |
| 73 years..... | 125 | 72 | 71 | 41 | 54 | 31 | 57 | 24 | 9 | 2 | 53 | 30 | 6 | 16 | 1 | |
| 74 years..... | 108 | 61 | 63 | 33 | 45 | 28 | 50 | 26 | 9 | 1 | 44 | 27 | 5 | 7 | | |
| 70 to 74 years.. | 824 | 484 | 471 | 298 | 353 | 186 | 353 | 177 | 59 | 14 | 335 | 181 | 77 | 112 | 5 | |
| 75 years..... | 116 | 86 | 75 | 65 | 41 | 21 | 49 | 34 | 14 | 2 | 39 | 20 | 14 | 30 | 1 | 3 |
| 76 years..... | 73 | 53 | 41 | 33 | 32 | 20 | 35 | 26 | 3 | 1 | 31 | 19 | 4 | 7 | | |
| 77 years..... | 66 | 44 | 44 | 24 | 22 | 20 | 33 | 19 | 8 | 3 | 21 | 18 | 4 | 4 | 1 | 1 |
| 78 years..... | 70 | 28 | 39 | 17 | 31 | 11 | 31 | 12 | 6 | 1 | 31 | 11 | 2 | 4 | | |
| 79 years..... | 47 | 38 | 28 | 24 | 19 | 14 | 21 | 13 | 4 | 4 | 19 | 14 | 3 | 7 | | 1 |
| 75 to 79 years.. | 372 | 249 | 227 | 163 | 145 | 86 | 169 | 104 | 35 | 11 | 141 | 82 | 27 | 52 | 2 | 5 |
| 80 years..... | 59 | 68 | 36 | 52 | 23 | 16 | 27 | 9 | 4 | 2 | 21 | 15 | 7 | 42 | | |
| 81 years..... | 30 | 16 | 14 | 10 | 16 | 6 | 12 | 4 | | 2 | 16 | 6 | 2 | 4 | | |
| 82 years..... | 31 | 20 | 14 | 10 | 17 | 10 | 12 | 5 | | 1 | 17 | 9 | 2 | 5 | 1 | |
| 83 years..... | 23 | 18 | 15 | 10 | 8 | 8 | 13 | 5 | 1 | | 8 | 3 | 1 | 5 | | |
| 84 years..... | 17 | 15 | 11 | 4 | 6 | 11 | 10 | 3 | 1 | | 6 | 8 | | 4 | | |
| 80 to 84 years.. | 160 | 137 | 90 | 86 | 70 | 51 | 74 | 26 | 6 | 5 | 68 | 46 | 12 | 60 | 1 | |
| 85 years..... | 18 | 17 | 6 | 15 | 12 | 2 | 5 | 8 | | | 12 | 2 | 1 | 7 | 1 | |
| 86 years..... | 16 | 14 | 9 | 8 | 7 | 6 | 6 | 2 | 1 | 2 | 6 | 6 | 3 | 4 | | |
| 87 years..... | 7 | 9 | 5 | 7 | 2 | 2 | 4 | 1 | | | 1 | 2 | 2 | 6 | | |
| 88 years..... | 4 | 7 | 2 | 5 | 2 | 2 | 1 | 2 | | | 2 | 2 | 1 | 3 | 1 | |
| 89 years..... | 2 | 5 | 1 | 4 | 1 | 1 | 1 | | | | 1 | 1 | | 4 | | |
| 85 to 89 years.. | 47 | 52 | 23 | 39 | 24 | 13 | 17 | 13 | 1 | 2 | 22 | 13 | 7 | 24 | 2 | |
| 90 years..... | 1 | 16 | 1 | 14 | | 2 | | | | | | 1 | 1 | 15 | 1 | |
| 91 years..... | 4 | 1 | 1 | | 3 | 1 | | | | | 3 | 1 | 1 | | | |
| 92 years..... | 2 | | 1 | | 1 | | 1 | | | | 1 | | | | | |
| 93 years..... | | 2 | | 2 | | | | | | | | | | 2 | | |
| 94 years..... | | | | | | | | | | | | | | | | |
| 90 to 94 years.. | 7 | 19 | 3 | 16 | 4 | 3 | 1 | | | | 4 | 2 | 2 | 17 | 1 | |
| 95 years..... | 1 | 2 | 1 | 2 | | | 1 | 1 | | | | | | 1 | | 1 |
| 96 years..... | 2 | | 2 | | | | 1 | | 1 | | | | | | | |
| 97 years..... | | | | | | | 1 | | | | | | | | | |
| 98 years..... | 1 | | 1 | | | | 1 | | | | | | | | | |
| 99 years..... | | | | | | | | | | | | | | | | |
| 95 to 99 years.. | 4 | 2 | 4 | 2 | | | 3 | 1 | 1 | | | | | 1 | | 1 |
| 100 years and over. | 3 | 3 | 3 | 3 | | | | | | | | | 3 | 3 | | |
| Age unknown.... | 1,081 | 164 | 722 | 140 | 359 | 24 | 680 | 122 | 26 | 10 | 176 | 23 | 199 | 9 | 9 | 4 |

¹ Persons of negro descent, Chinese, Japanese, and Indians.

² Includes all persons of negro descent.

STATISTICS OF POPULATION.

TABLE 2.—AGES OF THE AGGREGATE POPULATION, CLASSIFIED BY SEX,
NEBRASKA.

| AGES. | AGGREGATE. | | NATIVE BORN. | | FOREIGN BORN. | | NATIVE WHITE— NATIVE PARENTS. | | NATIVE WHITE— FOREIGN PARENTS. | | FOREIGN WHITE. | | TOTAL COLORED, ¹ | | NEGRO. ² | |
|----------------------|------------|---------------|--------------|---------------|---------------|---------------|----------------------------------|---------------|-----------------------------------|---------------|-------------------|---------------|--------------------------------|---------------|---------------------|---------------|
| | Males. | Fe- males. | Males. | Fe- males. | Males. | Fe- males. | Males. | Fe- males. | Males. | Fe- males. | Males. | Fe- males. | Males. | Fe- males. | Males. | Fe- males. |
| All ages | 564,592 | 501,708 | 464,665 | 424,288 | 99,927 | 77,420 | 291,858 | 261,671 | 167,774 | 158,111 | 99,712 | 77,405 | 5,253 | 4,521 | 3,368 | 2,901 |
| Under 1 month | 1,202 | 1,132 | 1,201 | 1,131 | 1 | 1 | 746 | 666 | 450 | 460 | 1 | 1 | 5 | 5 | 3 | 2 |
| 1 to 2 months | 2,508 | 2,401 | 2,505 | 2,399 | 3 | 2 | 1,451 | 1,431 | 1,037 | 947 | 3 | 2 | 17 | 21 | 9 | 11 |
| 3 to 5 months | 3,726 | 3,493 | 3,718 | 3,494 | 8 | 4 | 2,151 | 2,123 | 1,543 | 1,347 | 3 | 4 | 24 | 24 | 8 | 4 |
| 6 to 8 months | 3,288 | 3,256 | 3,279 | 3,254 | 9 | 2 | 1,976 | 1,923 | 1,288 | 1,305 | 9 | 2 | 15 | 26 | 7 | 11 |
| 9 to 11 months | 3,482 | 3,300 | 3,474 | 3,294 | 8 | 6 | 2,103 | 1,916 | 1,338 | 1,362 | 8 | 6 | 33 | 16 | 17 | 8 |
| Under 1 year | 14,206 | 13,587 | 14,177 | 13,572 | 29 | 15 | 8,427 | 8,059 | 5,656 | 5,421 | 29 | 15 | 94 | 92 | 44 | 36 |
| 1 year | 13,294 | 12,885 | 13,252 | 12,846 | 42 | 39 | 7,899 | 7,505 | 5,287 | 5,260 | 42 | 39 | 66 | 81 | 41 | 40 |
| 2 years | 13,453 | 12,898 | 13,405 | 12,842 | 48 | 56 | 7,780 | 7,425 | 5,545 | 5,343 | 48 | 56 | 80 | 74 | 39 | 45 |
| 3 years | 13,513 | 13,301 | 13,455 | 13,246 | 58 | 55 | 7,689 | 7,667 | 5,686 | 5,497 | 58 | 55 | 80 | 82 | 47 | 42 |
| 4 years | 13,370 | 13,240 | 13,308 | 13,182 | 62 | 58 | 7,508 | 7,373 | 5,714 | 5,737 | 62 | 58 | 86 | 72 | 46 | 42 |
| 1 to 4 years | 53,630 | 52,324 | 53,420 | 52,116 | 210 | 208 | 30,876 | 29,970 | 22,232 | 21,837 | 210 | 208 | 312 | 309 | 173 | 169 |
| 5 years | 13,732 | 13,193 | 13,665 | 13,135 | 67 | 58 | 7,514 | 7,371 | 6,059 | 5,674 | 67 | 58 | 92 | 90 | 41 | 56 |
| 6 years | 13,776 | 13,486 | 13,692 | 13,407 | 84 | 79 | 7,620 | 7,332 | 5,973 | 5,975 | 84 | 79 | 99 | 100 | 46 | 50 |
| 7 years | 13,489 | 13,215 | 13,372 | 13,098 | 117 | 117 | 7,408 | 7,190 | 5,882 | 5,811 | 117 | 117 | 82 | 97 | 40 | 57 |
| 8 years | 13,341 | 12,902 | 13,138 | 12,720 | 203 | 182 | 7,253 | 7,001 | 5,795 | 5,613 | 203 | 182 | 90 | 106 | 39 | 57 |
| 9 years | 12,953 | 12,711 | 12,695 | 12,483 | 258 | 228 | 6,967 | 6,882 | 5,634 | 5,504 | 258 | 228 | 94 | 97 | 47 | 53 |
| 5 to 9 years | 67,291 | 65,507 | 66,562 | 64,843 | 729 | 664 | 36,762 | 35,776 | 29,343 | 28,577 | 729 | 664 | 457 | 490 | 213 | 271 |
| 10 years | 13,866 | 13,187 | 13,059 | 12,921 | 307 | 266 | 7,211 | 7,167 | 5,762 | 5,638 | 307 | 265 | 86 | 117 | 47 | 61 |
| 11 years | 12,261 | 11,819 | 11,890 | 11,512 | 371 | 307 | 6,645 | 6,421 | 5,147 | 5,009 | 371 | 306 | 95 | 83 | 50 | 44 |
| 12 years | 12,469 | 12,213 | 12,018 | 11,798 | 451 | 420 | 6,637 | 6,469 | 5,298 | 5,230 | 451 | 420 | 83 | 94 | 41 | 57 |
| 13 years | 11,727 | 11,243 | 11,283 | 10,800 | 444 | 443 | 6,293 | 5,923 | 4,895 | 4,795 | 443 | 443 | 96 | 82 | 36 | 42 |
| 14 years | 11,867 | 11,591 | 11,301 | 11,028 | 566 | 563 | 6,202 | 6,001 | 5,000 | 4,941 | 566 | 563 | 99 | 86 | 54 | 50 |
| 10 to 14 years | 61,690 | 60,053 | 59,551 | 58,054 | 2,139 | 1,999 | 32,991 | 31,981 | 26,102 | 25,613 | 2,138 | 1,997 | 459 | 462 | 228 | 254 |
| 15 years | 11,481 | 11,344 | 10,843 | 10,763 | 638 | 591 | 6,064 | 5,902 | 4,674 | 4,744 | 638 | 591 | 105 | 107 | 66 | 56 |
| 16 years | 11,554 | 11,368 | 10,817 | 10,658 | 787 | 710 | 6,102 | 5,952 | 4,627 | 4,600 | 736 | 710 | 89 | 106 | 52 | 60 |
| 17 years | 11,084 | 10,696 | 10,269 | 9,892 | 795 | 804 | 5,862 | 5,579 | 4,311 | 4,218 | 793 | 804 | 98 | 95 | 62 | 55 |
| 18 years | 10,933 | 10,784 | 9,935 | 9,715 | 998 | 1,069 | 5,792 | 5,555 | 4,028 | 3,960 | 998 | 1,069 | 115 | 100 | 70 | 66 |
| 19 years | 10,710 | 10,343 | 9,570 | 9,112 | 1,140 | 1,231 | 5,703 | 5,558 | 3,741 | 3,657 | 1,136 | 1,231 | 130 | 97 | 84 | 72 |
| 15 to 19 years | 55,742 | 54,535 | 51,434 | 50,130 | 4,308 | 4,405 | 29,523 | 28,446 | 21,881 | 21,179 | 4,301 | 4,405 | 537 | 505 | 334 | 309 |
| 20 years | 10,942 | 10,624 | 9,560 | 9,261 | 1,882 | 1,363 | 5,766 | 5,535 | 3,676 | 3,601 | 1,380 | 1,363 | 120 | 125 | 78 | 94 |
| 21 years | 10,822 | 9,417 | 9,456 | 8,224 | 1,193 | 1,366 | 5,771 | 4,894 | 3,567 | 3,285 | 1,361 | 1,193 | 123 | 95 | 82 | 72 |
| 22 years | 10,457 | 9,871 | 8,911 | 8,543 | 1,328 | 1,546 | 5,427 | 5,048 | 3,367 | 3,386 | 1,544 | 1,327 | 119 | 110 | 90 | 78 |
| 23 years | 10,387 | 9,539 | 8,843 | 8,191 | 1,544 | 1,948 | 5,453 | 4,930 | 3,289 | 3,155 | 1,540 | 1,348 | 105 | 106 | 71 | 82 |
| 24 years | 10,766 | 9,428 | 9,103 | 7,994 | 1,663 | 1,434 | 5,661 | 4,833 | 3,324 | 3,023 | 1,661 | 1,433 | 120 | 139 | 94 | 112 |
| 20 to 24 years | 53,374 | 48,879 | 45,873 | 42,213 | 7,501 | 6,666 | 28,078 | 25,240 | 17,223 | 16,400 | 7,486 | 6,664 | 537 | 575 | 415 | 438 |
| 25 years | 10,174 | 9,098 | 8,425 | 7,652 | 1,749 | 1,441 | 5,197 | 4,563 | 3,102 | 2,971 | 1,748 | 1,440 | 127 | 119 | 96 | 95 |
| 26 years | 9,489 | 8,258 | 7,720 | 6,797 | 1,769 | 1,461 | 4,767 | 4,093 | 2,832 | 2,618 | 1,767 | 1,460 | 123 | 87 | 99 | 70 |
| 27 years | 9,468 | 8,164 | 7,618 | 6,641 | 1,850 | 1,523 | 4,794 | 4,113 | 2,714 | 2,458 | 1,846 | 1,523 | 114 | 70 | 87 | 51 |
| 28 years | 9,582 | 7,891 | 7,591 | 6,366 | 1,991 | 1,525 | 4,830 | 4,036 | 2,832 | 2,241 | 1,988 | 1,525 | 132 | 89 | 106 | 65 |
| 29 years | 8,944 | 7,091 | 6,883 | 5,584 | 2,061 | 1,587 | 4,445 | 3,557 | 2,689 | 1,934 | 2,058 | 1,537 | 102 | 63 | 83 | 51 |
| 25 to 29 years | 47,657 | 40,497 | 38,237 | 33,010 | 9,420 | 7,487 | 24,033 | 20,362 | 13,619 | 12,222 | 9,407 | 7,485 | 598 | 428 | 471 | 332 |
| 30 years | 10,331 | 8,231 | 7,752 | 6,362 | 2,579 | 1,869 | 5,215 | 4,029 | 2,401 | 2,248 | 2,570 | 1,868 | 145 | 86 | 115 | 66 |
| 31 years | 7,473 | 6,315 | 5,628 | 4,837 | 1,845 | 1,478 | 3,808 | 3,156 | 1,749 | 1,631 | 1,842 | 1,477 | 74 | 51 | 59 | 38 |
| 32 years | 8,057 | 6,939 | 5,741 | 5,076 | 2,316 | 1,863 | 3,818 | 3,415 | 1,825 | 1,593 | 2,315 | 1,863 | 99 | 68 | 82 | 59 |
| 33 years | 7,614 | 6,495 | 4,699 | 4,278 | 2,278 | 1,796 | 3,663 | 3,151 | 1,605 | 1,475 | 2,276 | 1,796 | 70 | 73 | 56 | 47 |
| 34 years | 7,455 | 6,205 | 5,081 | 4,404 | 2,374 | 1,801 | 3,467 | 2,949 | 1,541 | 1,382 | 2,365 | 1,800 | 82 | 74 | 64 | 54 |
| 30 to 34 years | 40,930 | 34,185 | 29,538 | 25,378 | 11,392 | 8,807 | 19,971 | 16,700 | 9,121 | 8,329 | 11,368 | 8,804 | 470 | 352 | 376 | 264 |
| 35 years | 7,957 | 6,191 | 5,282 | 4,251 | 2,675 | 1,940 | 3,589 | 2,302 | 1,591 | 1,364 | 2,663 | 1,940 | 114 | 85 | 82 | 66 |
| 36 years | 7,464 | 5,919 | 4,904 | 4,034 | 2,500 | 1,885 | 3,336 | 2,735 | 1,504 | 1,235 | 2,555 | 1,885 | 69 | 64 | 55 | 38 |
| 37 years | 7,234 | 5,771 | 4,811 | 4,067 | 2,428 | 1,704 | 3,317 | 2,738 | 1,426 | 1,215 | 2,414 | 1,703 | 77 | 70 | 60 | 59 |
| 38 years | 7,787 | 6,258 | 5,411 | 4,481 | 2,376 | 1,767 | 3,763 | 3,107 | 1,560 | 1,321 | 2,362 | 1,767 | 102 | 63 | 76 | 44 |
| 39 years | 7,804 | 5,941 | 5,474 | 4,285 | 2,330 | 1,706 | 3,866 | 2,953 | 1,522 | 1,225 | 2,322 | 1,705 | 94 | 58 | 75 | 44 |
| 35 to 39 years | 38,246 | 30,080 | 25,882 | 21,078 | 12,364 | 9,002 | 17,871 | 14,380 | 7,603 | 6,360 | 12,316 | 9,000 | 456 | 340 | 338 | 266 |
| 40 years | 8,568 | 6,132 | 5,747 | 4,278 | 2,821 | 1,854 | 4,015 | 2,961 | 1,604 | 1,233 | 2,809 | 1,854 | 140 | 84 | 102 | 61 |
| 41 years | 6,525 | 4,868 | 4,479 | 3,504 | 2,046 | 1,364 | 3,112 | 2,495 | 1,306 | 976 | 2,040 | 1,364 | 67 | 33 | 36 | 21 |
| 42 years | 6,855 | 5,313 | 4,544 | 3,671 | 2,311 | 1,642 | 3,240 | 2,592 | 1,244 | 1,042 | 2,302 | 1,642 | 69 | 37 | 51 | 22 |
| 43 years | 5,960 | 4,931 | 4,053 | 3,487 | 1,907 | 1,444 | 2,930 | 2,485 | 1,074 | 966 | 1,902 | 1,444 | 54 | 36 | 39 | 27 |
| 44 years | 5,814 | 4,622 | 3,894 | 3,097 | 1,920 | 1,525 | 2,797 | 2,195 | 1,055 | 858 | 1,915 | 1,525 | 47 | 44 | 28 | 30 |
| 40 to 44 years | 33,722 | 25,866 | 22,717 | 18,037 | 11,005 | 7,829 | 16,094 | 12,728 | 6,283 | 5,075 | 10,968 | 7,829 | 377 | 234 | 256 | 161 |
| 45 years | 6,172 | 4,545 | 3,919 | 3,027 | 2,253 | 1,518 | 2,870 | 2,280 | 984 | 688 | 2,241 | 1,518 | 77 | 59 | 51 | 35 |
| 46 years | 5,112 | 4,148 | 3,350 | 2,791 | 1,762 | 1,357 | 2,551 | 2,057 | 760 | 653 | 1,753 | 1,356 | 48 | 31 | 28 | 20 |
| 47 years | 4,719 | 3,991 | 3,023 | 2,641 | 1,696 | 1,350 | 2,349 | 2,023 | 629 | 522 | 1,689 | 1,350 | 52 | 31 | 37 | 22 |
| 48 years | 4,771 | 3,878 | 2,997 | 2,511 | 1,774 | 1,367 | 2,326 | 1,944 | 622 | 529 | 1,769 | 1,367 | 54 | 38 | 34 | 23 |
| 49 years | 4,795 | 3,767 | 2,933 | 2,395 | 1,862 | 1,372 | 2,322 | 1,865 | 585 | 491 | 1,856 | 1,370 | 32 | 41 | 18 | 32 |
| 45 to 49 years | 25,569 | 20,329 | 16,222 | 13,365 | 9,347 | 6,964 | 12,418 | 10,225 | 3,580 | 2,943 | 9,308 | 6,961 | 263 | | | |

GENERAL NATIVITY, AND COLOR, BY STATES AND TERRITORIES: 1900—Continued.

NEBRASKA.

| AGES. | AGGREGATE. | | NATIVE BORN. | | FOREIGN BORN. | | NATIVE WHITE— NATIVE PARENTS. | | NATIVE WHITE— FOREIGN PARENTS. | | FOREIGN WHITE. | | TOTAL COLORED. ¹ | | NEGRO. ² | |
|---------------------|------------|---------------|--------------|---------------|---------------|---------------|----------------------------------|---------------|-----------------------------------|---------------|-------------------|---------------|--------------------------------|---------------|---------------------|---------------|
| | Males. | Fe- males. | Males. | Fe- males. | Males. | Fe- males. | Males. | Fe- males. | Males. | Fe- males. | Males. | Fe- males. | Males. | Fe- males. | Males. | Fe- males. |
| 50 years..... | 5,590 | 4,255 | 3,233 | 2,555 | 2,357 | 1,700 | 2,587 | 2,033 | 575 | 457 | 2,350 | 1,700 | 78 | 65 | 53 | 36 |
| 51 years..... | 4,229 | 3,261 | 2,496 | 1,983 | 1,733 | 1,278 | 2,019 | 1,642 | 440 | 311 | 1,723 | 1,278 | 42 | 30 | 23 | 18 |
| 52 years..... | 4,502 | 3,373 | 2,698 | 2,083 | 1,804 | 1,290 | 2,197 | 1,741 | 460 | 313 | 1,802 | 1,290 | 43 | 29 | 24 | 19 |
| 53 years..... | 4,100 | 3,103 | 2,446 | 1,881 | 1,654 | 1,222 | 2,044 | 1,569 | 370 | 295 | 1,654 | 1,222 | 32 | 17 | 19 | 11 |
| 54 years..... | 3,881 | 3,025 | 2,269 | 1,844 | 1,612 | 1,181 | 1,881 | 1,542 | 352 | 278 | 1,612 | 1,181 | 36 | 24 | 22 | 13 |
| 50 to 54 years.. | 22,302 | 17,017 | 13,142 | 10,346 | 9,160 | 6,671 | 10,728 | 8,527 | 2,197 | 1,654 | 9,146 | 6,671 | 231 | 165 | 141 | 97 |
| 55 years..... | 4,162 | 3,123 | 2,381 | 1,818 | 1,781 | 1,305 | 1,990 | 1,529 | 361 | 260 | 1,781 | 1,305 | 30 | 29 | 21 | 17 |
| 56 years..... | 3,691 | 2,933 | 2,059 | 1,754 | 1,632 | 1,179 | 1,698 | 1,481 | 327 | 243 | 1,627 | 1,179 | 39 | 30 | 23 | 18 |
| 57 years..... | 3,238 | 2,564 | 1,888 | 1,526 | 1,400 | 1,038 | 1,609 | 1,314 | 256 | 201 | 1,399 | 1,038 | 24 | 11 | 13 | 5 |
| 58 years..... | 3,098 | 2,375 | 1,706 | 1,373 | 1,292 | 1,002 | 1,440 | 1,179 | 240 | 184 | 1,391 | 1,002 | 27 | 10 | 14 | 8 |
| 59 years..... | 2,929 | 2,375 | 1,612 | 1,387 | 1,317 | 988 | 1,365 | 1,197 | 224 | 172 | 1,315 | 988 | 25 | 18 | 15 | 10 |
| 55 to 59 years.. | 17,168 | 13,370 | 9,646 | 7,858 | 7,522 | 5,512 | 8,102 | 6,700 | 1,408 | 1,060 | 7,513 | 5,512 | 145 | 98 | 86 | 58 |
| 60 years..... | 3,214 | 2,506 | 1,668 | 1,359 | 1,546 | 1,147 | 1,415 | 1,167 | 231 | 163 | 1,545 | 1,147 | 23 | 29 | 10 | 9 |
| 61 years..... | 2,197 | 1,706 | 1,188 | 990 | 1,009 | 716 | 1,034 | 873 | 139 | 106 | 1,008 | 716 | 16 | 11 | 11 | 5 |
| 62 years..... | 2,890 | 1,903 | 1,352 | 1,103 | 1,038 | 800 | 1,147 | 966 | 194 | 127 | 1,037 | 800 | 12 | 10 | 8 | 3 |
| 63 years..... | 2,425 | 1,907 | 1,346 | 1,070 | 1,079 | 837 | 1,195 | 944 | 140 | 113 | 1,079 | 837 | 11 | 13 | 8 | 4 |
| 64 years..... | 2,170 | 1,710 | 1,203 | 929 | 967 | 781 | 1,038 | 838 | 154 | 74 | 967 | 781 | 11 | 17 | 4 | 13 |
| 60 to 64 years.. | 12,396 | 9,732 | 6,757 | 5,451 | 5,639 | 4,281 | 5,829 | 4,788 | 858 | 583 | 5,636 | 4,281 | 73 | 80 | 41 | 34 |
| 65 years..... | 2,158 | 1,640 | 1,108 | 865 | 1,050 | 775 | 984 | 764 | 105 | 82 | 1,050 | 774 | 19 | 20 | 7 | 6 |
| 66 years..... | 2,088 | 1,485 | 1,149 | 816 | 939 | 669 | 1,014 | 724 | 120 | 82 | 939 | 669 | 15 | 10 | 10 | 5 |
| 67 years..... | 1,791 | 1,369 | 1,009 | 759 | 782 | 610 | 878 | 664 | 111 | 87 | 782 | 610 | 20 | 8 | 8 | 4 |
| 68 years..... | 1,596 | 1,157 | 876 | 683 | 721 | 474 | 775 | 622 | 90 | 52 | 721 | 474 | 10 | 9 | 5 | 3 |
| 69 years..... | 1,446 | 1,104 | 794 | 627 | 652 | 477 | 713 | 565 | 72 | 54 | 651 | 477 | 10 | 8 | 4 | 5 |
| 65 to 69 years.. | 9,079 | 6,755 | 4,935 | 3,750 | 4,144 | 3,005 | 4,364 | 3,339 | 498 | 357 | 4,143 | 3,004 | 74 | 55 | 34 | 23 |
| 70 years..... | 1,551 | 1,245 | 796 | 660 | 755 | 585 | 701 | 572 | 79 | 59 | 755 | 585 | 16 | 29 | 5 | 13 |
| 71 years..... | 1,068 | 822 | 602 | 452 | 466 | 370 | 547 | 394 | 48 | 49 | 466 | 370 | 7 | 9 | 3 | 1 |
| 72 years..... | 1,050 | 833 | 558 | 491 | 492 | 392 | 491 | 441 | 62 | 43 | 492 | 392 | 5 | 7 | 3 | 4 |
| 73 years..... | 945 | 769 | 497 | 413 | 448 | 356 | 454 | 374 | 33 | 33 | 448 | 356 | 5 | 6 | 4 | 3 |
| 74 years..... | 887 | 711 | 457 | 387 | 430 | 324 | 397 | 344 | 56 | 40 | 430 | 324 | 4 | 3 | | 2 |
| 70 to 74 years.. | 5,501 | 4,430 | 2,910 | 2,403 | 2,591 | 2,027 | 2,590 | 2,125 | 283 | 224 | 2,591 | 2,027 | 37 | 54 | 15 | 28 |
| 75 years..... | 792 | 669 | 390 | 366 | 402 | 303 | 340 | 316 | 41 | 41 | 402 | 303 | 9 | 9 | 3 | 2 |
| 76 years..... | 712 | 582 | 378 | 291 | 334 | 241 | 335 | 261 | 35 | 26 | 334 | 241 | 10 | 4 | 3 | 1 |
| 77 years..... | 574 | 454 | 322 | 268 | 252 | 186 | 236 | 243 | 33 | 23 | 252 | 186 | 3 | 2 | 2 | |
| 78 years..... | 523 | 415 | 283 | 235 | 240 | 180 | 245 | 205 | 33 | 24 | 240 | 180 | 5 | 6 | 4 | 2 |
| 79 years..... | 444 | 347 | 263 | 202 | 181 | 145 | 225 | 180 | 31 | 17 | 181 | 145 | 7 | 5 | 2 | 2 |
| 75 to 79 years.. | 3,045 | 2,417 | 1,636 | 1,362 | 1,409 | 1,055 | 1,431 | 1,205 | 171 | 131 | 1,409 | 1,055 | 34 | 26 | 14 | 7 |
| 80 years..... | 439 | 344 | 220 | 172 | 219 | 172 | 183 | 151 | 30 | 15 | 219 | 172 | 7 | 6 | 1 | 1 |
| 81 years..... | 294 | 237 | 176 | 129 | 118 | 108 | 154 | 107 | 19 | 18 | 118 | 108 | 3 | 4 | | 1 |
| 82 years..... | 245 | 230 | 131 | 135 | 114 | 95 | 113 | 115 | 16 | 14 | 114 | 95 | 2 | 6 | 1 | 1 |
| 83 years..... | 219 | 163 | 122 | 89 | 97 | 74 | 110 | 76 | 11 | 11 | 97 | 74 | 1 | 1 | | |
| 84 years..... | 174 | 163 | 107 | 83 | 67 | 80 | 91 | 73 | 14 | 6 | 67 | 80 | 2 | 4 | | 1 |
| 80 to 84 years.. | 1,371 | 1,137 | 756 | 608 | 615 | 529 | 651 | 522 | 90 | 65 | 615 | 529 | 15 | 21 | 2 | 4 |
| 85 years..... | 128 | 135 | 65 | 86 | 63 | 49 | 56 | 77 | 9 | 9 | 63 | 49 | | | | |
| 86 years..... | 101 | 100 | 55 | 55 | 46 | 45 | 49 | 49 | 4 | 4 | 46 | 45 | 2 | 2 | 1 | 1 |
| 87 years..... | 81 | 56 | 48 | 34 | 33 | 22 | 40 | 32 | 6 | 2 | 33 | 22 | 2 | | | |
| 88 years..... | 55 | 53 | 34 | 28 | 21 | 25 | 27 | 24 | 6 | 4 | 21 | 25 | 1 | | | |
| 89 years..... | 49 | 39 | 34 | 24 | 15 | 15 | 24 | 20 | 8 | 2 | 15 | 15 | 2 | 2 | | |
| 85 to 89 years.. | 414 | 383 | 236 | 227 | 178 | 156 | 196 | 202 | 33 | 21 | 178 | 156 | 7 | 4 | 2 | 1 |
| 90 years..... | 37 | 31 | 22 | 15 | 15 | 16 | 15 | 13 | 2 | 1 | 15 | 16 | 5 | 1 | | |
| 91 years..... | 12 | 21 | 9 | 11 | 3 | 10 | 8 | 7 | 1 | 3 | 3 | 10 | | | | |
| 92 years..... | 18 | 20 | 9 | 10 | 9 | 10 | 7 | 6 | 2 | 4 | 9 | 10 | | | | |
| 93 years..... | 11 | 17 | 8 | 16 | 3 | 1 | 7 | 13 | 1 | 2 | 3 | 1 | | | | 1 |
| 94 years..... | 7 | 6 | 5 | 4 | 2 | 2 | 3 | 3 | 1 | 1 | 2 | 2 | 1 | | | |
| 90 to 94 years.. | 85 | 95 | 53 | 56 | 32 | 39 | 40 | 42 | 7 | 11 | 32 | 39 | 6 | 3 | 1 | 1 |
| 95 years..... | 4 | 7 | 1 | 4 | 3 | 3 | 1 | 3 | | | 3 | 3 | | | | |
| 96 years..... | 3 | 5 | 1 | 3 | 2 | 2 | | 2 | | | 2 | 2 | 1 | | | |
| 97 years..... | 3 | 2 | 1 | | 2 | 2 | | | | | 2 | 2 | | | | |
| 98 years..... | 1 | 3 | | 3 | 1 | | | | | | 1 | | | | | 1 |
| 99 years..... | 1 | 3 | | 2 | 1 | 1 | | 1 | | | 1 | 1 | | | | 1 |
| 95 to 99 years.. | 12 | 20 | 3 | 12 | 9 | 8 | 2 | 6 | | 1 | 9 | 8 | 1 | 5 | 1 | 2 |
| 100 years and over. | 2 | 8 | | 5 | 2 | 3 | | 2 | | | 2 | 3 | | 3 | | 1 |
| Age unknown.... | 1,160 | 502 | 978 | 414 | 182 | 88 | 876 | 346 | 86 | 48 | 178 | 88 | 20 | 20 | 15 | 13 |

¹ Persons of negro descent, Chinese, Japanese, and Indians.

² Includes all persons of negro descent.

STATISTICS OF POPULATION.

TABLE 2.—AGES OF THE AGGREGATE POPULATION, CLASSIFIED BY SEX,
NEVADA.

| AGES. | AGGREGATE. | | NATIVE BORN. | | FOREIGN BORN. | | NATIVE WHITE— NATIVE PARENTS. | | NATIVE WHITE— FOREIGN PARENTS. | | FOREIGN WHITE. | | TOTAL COLORED. ¹ | | NEGRO. ² | |
|----------------------|------------|---------------|--------------|---------------|---------------|---------------|----------------------------------|---------------|-----------------------------------|---------------|-------------------|---------------|--------------------------------|---------------|---------------------|---------------|
| | Males. | Fe- males. | Males. | Fe- males. | Males. | Fe- males. | Males. | Fe- males. | Males. | Fe- males. | Males. | Fe- males. | Males. | Fe- males. | Males. | Fe- males. |
| All ages | 25,608 | 16,732 | 18,081 | 14,161 | 7,522 | 2,571 | 8,879 | 6,232 | 6,378 | 5,335 | 6,061 | 2,520 | 4,285 | 2,645 | 82 | 52 |
| Under 1 month ... | 35 | 30 | 35 | 30 | | | 17 | 17 | 14 | 11 | | | 4 | 2 | | |
| 1 to 2 months | 64 | 67 | 64 | 67 | | | 28 | 41 | 27 | 17 | | | 9 | 9 | | |
| 3 to 5 months | 112 | 86 | 112 | 86 | | | 63 | 48 | 36 | 27 | | | 13 | 11 | | |
| 6 to 8 months | 98 | 90 | 97 | 90 | 1 | | 53 | 49 | 30 | 31 | | | 15 | 10 | | |
| 9 to 11 months | 99 | 90 | 99 | 90 | | | 62 | 56 | 30 | 25 | | | 7 | 9 | 1 | |
| Under 1 year.. | 408 | 363 | 407 | 363 | 1 | | 223 | 211 | 137 | 111 | | | 48 | 41 | 1 | |
| 1 year..... | 357 | 361 | 356 | 360 | 1 | 1 | 180 | 177 | 126 | 131 | 1 | 1 | 50 | 52 | | |
| 2 years..... | 382 | 370 | 379 | 370 | 3 | | 194 | 190 | 127 | 124 | 3 | | 58 | 56 | 1 | |
| 3 years..... | 405 | 370 | 404 | 368 | 1 | 2 | 176 | 179 | 141 | 130 | 1 | 2 | 87 | 59 | | |
| 4 years..... | 376 | 362 | 375 | 362 | 1 | | 155 | 176 | 147 | 122 | 1 | | 73 | 64 | | 2 |
| 1 to 4 years ... | 1,520 | 1,463 | 1,514 | 1,460 | 6 | 3 | 705 | 722 | 541 | 507 | 6 | 3 | 268 | 231 | 1 | 2 |
| 5 years..... | 397 | 339 | 394 | 336 | 3 | 3 | 195 | 165 | 136 | 129 | 3 | 3 | 68 | 42 | 1 | |
| 6 years..... | 372 | 374 | 369 | 374 | 3 | | 188 | 164 | 143 | 145 | 3 | | 58 | 65 | | 1 |
| 7 years..... | 347 | 343 | 345 | 339 | 2 | 4 | 162 | 157 | 137 | 134 | 2 | 4 | 46 | 48 | | |
| 8 years..... | 339 | 363 | 334 | 361 | 5 | 2 | 177 | 160 | 143 | 139 | 4 | 2 | 70 | 62 | 1 | |
| 9 years..... | 338 | 350 | 333 | 348 | 5 | 2 | 163 | 151 | 124 | 149 | 5 | 2 | 46 | 48 | 1 | |
| 5 to 9 years ... | 1,853 | 1,769 | 1,835 | 1,758 | 18 | 11 | 865 | 797 | 688 | 696 | 17 | 11 | 283 | 265 | 3 | 1 |
| 10 years..... | 370 | 386 | 364 | 380 | 6 | 6 | 140 | 169 | 146 | 147 | 5 | 6 | 79 | 64 | | |
| 11 years..... | 330 | 303 | 321 | 299 | 9 | 4 | 158 | 140 | 114 | 135 | 9 | 4 | 49 | 24 | 2 | |
| 12 years..... | 332 | 352 | 325 | 347 | 7 | 5 | 142 | 136 | 125 | 150 | 6 | 5 | 59 | 61 | | |
| 13 years..... | 346 | 302 | 337 | 297 | 9 | 5 | 139 | 130 | 158 | 141 | 9 | 5 | 40 | 26 | 1 | 2 |
| 14 years..... | 359 | 308 | 346 | 302 | 13 | 6 | 148 | 124 | 142 | 137 | 11 | 6 | 58 | 41 | 1 | |
| 10 to 14 years.. | 1,737 | 1,651 | 1,693 | 1,625 | 44 | 26 | 727 | 699 | 685 | 710 | 40 | 26 | 285 | 216 | 4 | 2 |
| 15 years..... | 333 | 313 | 320 | 306 | 13 | 7 | 131 | 133 | 144 | 136 | 11 | 7 | 47 | 37 | | |
| 16 years..... | 345 | 323 | 320 | 320 | 25 | 3 | 142 | 108 | 134 | 161 | 16 | 3 | 53 | 51 | | 2 |
| 17 years..... | 372 | 317 | 333 | 311 | 34 | 6 | 133 | 132 | 169 | 141 | 21 | 6 | 49 | 38 | 2 | 1 |
| 18 years..... | 421 | 335 | 364 | 324 | 67 | 11 | 166 | 134 | 147 | 143 | 41 | 10 | 67 | 48 | | 1 |
| 19 years..... | 394 | 326 | 339 | 310 | 56 | 16 | 163 | 125 | 146 | 153 | 44 | 16 | 41 | 32 | | 1 |
| 15 to 19 years.. | 1,865 | 1,614 | 1,681 | 1,571 | 184 | 43 | 735 | 632 | 740 | 734 | 133 | 42 | 257 | 206 | 2 | 5 |
| 20 years..... | 510 | 400 | 428 | 375 | 82 | 25 | 193 | 127 | 163 | 150 | 68 | 25 | 86 | 98 | 1 | |
| 21 years..... | 497 | 287 | 336 | 261 | 101 | 26 | 176 | 114 | 195 | 128 | 74 | 25 | 52 | 20 | | 2 |
| 22 years..... | 475 | 333 | 338 | 303 | 87 | 25 | 167 | 125 | 169 | 154 | 70 | 25 | 69 | 29 | 3 | 1 |
| 23 years..... | 460 | 327 | 353 | 304 | 102 | 23 | 153 | 131 | 172 | 155 | 80 | 23 | 55 | 13 | | 1 |
| 24 years..... | 490 | 332 | 369 | 293 | 121 | 39 | 137 | 123 | 176 | 141 | 103 | 39 | 54 | 29 | 2 | 1 |
| 20 to 24 years.. | 2,432 | 1,679 | 1,939 | 1,541 | 493 | 138 | 846 | 620 | 875 | 728 | 395 | 137 | 316 | 194 | 6 | 5 |
| 25 years..... | 515 | 370 | 374 | 337 | 141 | 33 | 138 | 130 | 160 | 125 | 121 | 33 | 96 | 82 | 2 | 1 |
| 26 years..... | 453 | 301 | 293 | 266 | 160 | 35 | 130 | 112 | 124 | 122 | 133 | 33 | 66 | 34 | 3 | 1 |
| 27 years..... | 463 | 259 | 327 | 211 | 136 | 48 | 149 | 95 | 149 | 100 | 124 | 48 | 41 | 16 | | |
| 28 years..... | 456 | 307 | 316 | 269 | 140 | 38 | 137 | 104 | 134 | 120 | 123 | 37 | 57 | 46 | 3 | |
| 29 years..... | 413 | 245 | 289 | 201 | 124 | 44 | 145 | 87 | 124 | 97 | 109 | 42 | 35 | 19 | 4 | 2 |
| 25 to 29 years.. | 2,300 | 1,482 | 1,599 | 1,284 | 701 | 198 | 699 | 523 | 691 | 564 | 615 | 193 | 295 | 197 | 13 | 4 |
| 30 years..... | 597 | 372 | 396 | 328 | 201 | 44 | 166 | 100 | 112 | 105 | 175 | 41 | 144 | 126 | 3 | 1 |
| 31 years..... | 386 | 207 | 269 | 174 | 117 | 33 | 131 | 81 | 112 | 81 | 106 | 32 | 37 | 13 | | |
| 32 years..... | 391 | 244 | 241 | 204 | 150 | 40 | 131 | 91 | 88 | 84 | 132 | 39 | 40 | 30 | 1 | 3 |
| 33 years..... | 386 | 195 | 251 | 154 | 135 | 41 | 120 | 69 | 118 | 72 | 114 | 41 | 34 | 13 | 2 | |
| 34 years..... | 370 | 224 | 239 | 178 | 131 | 46 | 132 | 80 | 93 | 76 | 112 | 45 | 33 | 23 | 2 | 3 |
| 30 to 34 years.. | 2,130 | 1,242 | 1,396 | 1,038 | 734 | 204 | 630 | 421 | 523 | 418 | 639 | 193 | 288 | 205 | 8 | 7 |
| 35 years..... | 571 | 325 | 346 | 262 | 225 | 63 | 136 | 76 | 113 | 71 | 177 | 62 | 145 | 116 | 1 | 1 |
| 36 years..... | 385 | 215 | 224 | 156 | 161 | 69 | 108 | 64 | 93 | 68 | 131 | 59 | 53 | 24 | | 1 |
| 37 years..... | 329 | 178 | 198 | 131 | 131 | 47 | 106 | 64 | 71 | 52 | 106 | 46 | 46 | 16 | 1 | 1 |
| 38 years..... | 431 | 208 | 255 | 158 | 176 | 50 | 138 | 65 | 85 | 62 | 133 | 50 | 75 | 31 | 1 | 1 |
| 39 years..... | 359 | 156 | 203 | 114 | 156 | 42 | 110 | 58 | 81 | 51 | 127 | 41 | 41 | 6 | | |
| 35 to 39 years.. | 2,075 | 1,032 | 1,226 | 821 | 849 | 261 | 598 | 327 | 443 | 304 | 674 | 258 | 360 | 193 | 3 | 4 |
| 40 years..... | 571 | 314 | 333 | 256 | 233 | 58 | 116 | 72 | 92 | 61 | 168 | 54 | 195 | 127 | 1 | 2 |
| 41 years..... | 324 | 152 | 182 | 102 | 142 | 50 | 104 | 46 | 62 | 44 | 114 | 50 | 37 | 12 | | |
| 42 years..... | 367 | 188 | 183 | 132 | 184 | 56 | 101 | 66 | 68 | 49 | 139 | 54 | 61 | 19 | 4 | 1 |
| 43 years..... | 272 | 150 | 146 | 101 | 126 | 49 | 98 | 55 | 46 | 41 | 96 | 48 | 37 | 6 | 1 | |
| 44 years..... | 310 | 143 | 147 | 90 | 163 | 53 | 89 | 59 | 50 | 26 | 124 | 52 | 47 | 6 | 1 | 1 |
| 40 to 44 years.. | 1,844 | 947 | 991 | 681 | 853 | 266 | 503 | 293 | 323 | 221 | 641 | 258 | 377 | 170 | 7 | 5 |
| 45 years..... | 481 | 227 | 242 | 173 | 239 | 54 | 97 | 65 | 66 | 36 | 161 | 52 | 157 | 74 | 1 | 1 |
| 46 years..... | 331 | 146 | 155 | 80 | 176 | 66 | 94 | 45 | 54 | 30 | 125 | 65 | 58 | 6 | | |
| 47 years..... | 312 | 130 | 152 | 80 | 160 | 50 | 88 | 48 | 53 | 25 | 129 | 48 | 42 | 9 | 2 | 1 |
| 48 years..... | 326 | 130 | 130 | 88 | 196 | 92 | 78 | 50 | 37 | 23 | 154 | 87 | 57 | 20 | 2 | 1 |
| 49 years..... | 285 | 126 | 124 | 51 | 161 | 75 | 81 | 34 | 33 | 13 | 127 | 74 | 39 | 5 | | 2 |
| 45 to 49 years.. | 1,735 | 809 | 803 | 472 | 932 | 337 | 438 | 242 | 248 | 127 | 696 | 326 | 353 | 114 | 6 | 5 |

¹ Persons of negro descent, Chinese, Japanese, and Indians.² Includes all persons of negro descent.

AGES.

GENERAL NATIVITY, AND COLOR, BY STATES AND TERRITORIES: 1900—Continued.

NEVADA.

| AGES. | AGGREGATE. | | NATIVE BORN. | | FOREIGN BORN. | | NATIVE WHITE— NATIVE PARENTS. | | NATIVE WHITE— FOREIGN PARENTS. | | FOREIGN WHITE. | | TOTAL COLORED. ¹ | | NEGRO. ² | |
|---------------------|------------|---------------|--------------|---------------|---------------|---------------|----------------------------------|---------------|-----------------------------------|---------------|-------------------|---------------|--------------------------------|---------------|---------------------|---------------|
| | Males. | Fe- males. | Males. | Fe- males. | Males. | Fe- males. | Males. | Fe- males. | Males. | Fe- males. | Males. | Fe- males. | Males. | Fe- males. | Males. | Fe- males. |
| 50 years..... | 499 | 268 | 249 | 172 | 250 | 96 | 102 | 58 | 47 | 21 | 181 | 98 | 169 | 96 | 1 | 1 |
| 51 years..... | 266 | 113 | 117 | 61 | 149 | 52 | 88 | 37 | 32 | 20 | 117 | 50 | 34 | 6 | 1 | 1 |
| 52 years..... | 316 | 123 | 140 | 56 | 176 | 67 | 89 | 40 | 37 | 10 | 133 | 65 | 57 | 3 | 3 | 1 |
| 53 years..... | 278 | 109 | 119 | 57 | 159 | 52 | 79 | 39 | 33 | 13 | 115 | 51 | 51 | 6 | 1 | 1 |
| 54 years..... | 250 | 112 | 103 | 47 | 147 | 65 | 69 | 29 | 26 | 12 | 114 | 65 | 41 | 6 | 1 | 1 |
| 50 to 54 years.. | 1,609 | 725 | 728 | 393 | 881 | 332 | 422 | 203 | 175 | 76 | 660 | 324 | 352 | 122 | 6 | 2 |
| 55 years..... | 325 | 183 | 159 | 102 | 166 | 81 | 80 | 35 | 25 | 18 | 127 | 80 | 93 | 50 | 1 | 3 |
| 56 years..... | 239 | 109 | 93 | 59 | 146 | 50 | 60 | 42 | 23 | 14 | 121 | 50 | 35 | 3 | 2 | 1 |
| 57 years..... | 177 | 84 | 84 | 41 | 93 | 43 | 52 | 26 | 26 | 12 | 68 | 41 | 31 | 5 | 1 | 1 |
| 58 years..... | 185 | 85 | 88 | 41 | 97 | 44 | 69 | 32 | 13 | 4 | 73 | 44 | 30 | 5 | 1 | 1 |
| 59 years..... | 201 | 100 | 99 | 42 | 102 | 58 | 74 | 27 | 18 | 8 | 84 | 57 | 25 | 8 | 3 | 1 |
| 55 to 59 years.. | 1,127 | 561 | 523 | 285 | 604 | 276 | 335 | 162 | 105 | 56 | 473 | 272 | 214 | 71 | 8 | 4 |
| 60 years..... | 364 | 201 | 203 | 127 | 161 | 74 | 98 | 32 | 29 | 11 | 128 | 73 | 109 | 85 | 1 | 1 |
| 61 years..... | 188 | 63 | 85 | 33 | 103 | 30 | 64 | 24 | 17 | 8 | 79 | 30 | 23 | 1 | 1 | 1 |
| 62 years..... | 202 | 81 | 92 | 42 | 110 | 39 | 71 | 36 | 15 | 4 | 93 | 39 | 23 | 2 | 1 | 1 |
| 63 years..... | 184 | 84 | 96 | 49 | 88 | 35 | 80 | 34 | 15 | 13 | 78 | 35 | 11 | 2 | 1 | 1 |
| 64 years..... | 172 | 56 | 89 | 27 | 83 | 29 | 74 | 20 | 11 | 3 | 76 | 29 | 11 | 4 | 1 | 1 |
| 60 to 64 years.. | 1,110 | 485 | 565 | 278 | 545 | 207 | 387 | 146 | 87 | 39 | 454 | 206 | 182 | 94 | 1 | 1 |
| 65 years..... | 225 | 98 | 129 | 56 | 96 | 42 | 74 | 24 | 16 | 3 | 85 | 42 | 50 | 29 | 1 | 1 |
| 66 years..... | 167 | 48 | 87 | 22 | 80 | 26 | 65 | 17 | 18 | 3 | 69 | 26 | 15 | 2 | 1 | 1 |
| 67 years..... | 164 | 47 | 92 | 20 | 72 | 27 | 72 | 14 | 15 | 4 | 66 | 27 | 11 | 2 | 1 | 1 |
| 68 years..... | 125 | 41 | 75 | 18 | 50 | 23 | 64 | 13 | 8 | 2 | 46 | 23 | 7 | 3 | 1 | 1 |
| 69 years..... | 125 | 36 | 64 | 20 | 61 | 16 | 58 | 11 | 5 | 4 | 51 | 16 | 11 | 5 | 1 | 1 |
| 65 to 69 years.. | 806 | 270 | 447 | 136 | 359 | 134 | 333 | 79 | 62 | 16 | 317 | 134 | 94 | 41 | 3 | 3 |
| 70 years..... | 185 | 86 | 125 | 59 | 60 | 27 | 69 | 10 | 14 | 5 | 53 | 26 | 49 | 45 | 1 | 1 |
| 71 years..... | 86 | 36 | 52 | 18 | 34 | 18 | 41 | 14 | 9 | 4 | 32 | 18 | 4 | 1 | 1 | 1 |
| 72 years..... | 77 | 34 | 38 | 21 | 39 | 13 | 31 | 13 | 3 | 2 | 38 | 13 | 5 | 6 | 1 | 1 |
| 73 years..... | 80 | 17 | 45 | 8 | 35 | 9 | 38 | 4 | 4 | 2 | 34 | 9 | 4 | 2 | 1 | 1 |
| 74 years..... | 56 | 26 | 36 | 16 | 20 | 10 | 28 | 10 | 5 | 3 | 20 | 10 | 3 | 3 | 1 | 1 |
| 70 to 74 years.. | 484 | 199 | 296 | 122 | 188 | 77 | 207 | 51 | 35 | 16 | 177 | 76 | 65 | 56 | 3 | 1 |
| 75 years..... | 69 | 44 | 50 | 31 | 19 | 13 | 30 | 9 | 3 | 3 | 17 | 13 | 19 | 19 | 1 | 1 |
| 76 years..... | 49 | 13 | 32 | 8 | 17 | 5 | 26 | 4 | 3 | 2 | 17 | 5 | 3 | 2 | 1 | 1 |
| 77 years..... | 34 | 6 | 21 | 4 | 13 | 2 | 20 | 3 | 1 | 1 | 12 | 2 | 1 | 1 | 1 | 1 |
| 78 years..... | 23 | 14 | 10 | 7 | 13 | 7 | 6 | 4 | 2 | 1 | 12 | 7 | 3 | 2 | 1 | 1 |
| 79 years..... | 21 | 7 | 13 | 4 | 8 | 3 | 11 | 3 | 2 | 1 | 8 | 3 | 1 | 1 | 1 | 1 |
| 75 to 79 years.. | 196 | 84 | 126 | 54 | 70 | 30 | 96 | 23 | 11 | 6 | 66 | 30 | 26 | 25 | 2 | 1 |
| 80 years..... | 44 | 42 | 31 | 35 | 13 | 7 | 8 | 4 | 1 | 1 | 13 | 7 | 22 | 30 | 1 | 1 |
| 81 years..... | 8 | 5 | 3 | 3 | 5 | 2 | 3 | 2 | 1 | 1 | 5 | 2 | 1 | 1 | 1 | 1 |
| 82 years..... | 6 | 4 | 4 | 2 | 2 | 2 | 3 | 1 | 1 | 1 | 2 | 2 | 1 | 1 | 1 | 1 |
| 83 years..... | 9 | 4 | 5 | 1 | 4 | 3 | 5 | 1 | 1 | 1 | 4 | 3 | 1 | 1 | 1 | 1 |
| 84 years..... | 7 | 1 | 7 | 1 | 1 | 1 | 4 | 1 | 1 | 1 | 1 | 1 | 3 | 1 | 1 | 1 |
| 80 to 84 years.. | 74 | 56 | 50 | 41 | 24 | 15 | 23 | 7 | 2 | 3 | 24 | 15 | 25 | 31 | 1 | 1 |
| 85 years..... | 11 | 7 | 9 | 7 | 2 | 1 | 2 | 1 | 1 | 1 | 2 | 1 | 7 | 6 | 1 | 1 |
| 86 years..... | 1 | 1 | 1 | 1 | 1 | 1 | 1 | 1 | 1 | 1 | 1 | 1 | 1 | 1 | 1 | 1 |
| 87 years..... | 5 | 2 | 3 | 1 | 2 | 2 | 1 | 1 | 1 | 1 | 2 | 2 | 1 | 1 | 1 | 1 |
| 88 years..... | 3 | 1 | 3 | 1 | 1 | 1 | 3 | 1 | 1 | 1 | 1 | 1 | 1 | 1 | 1 | 1 |
| 89 years..... | 3 | 1 | 3 | 1 | 1 | 1 | 2 | 1 | 1 | 1 | 1 | 1 | 1 | 1 | 1 | 1 |
| 85 to 89 years.. | 23 | 14 | 19 | 11 | 4 | 3 | 9 | 2 | 1 | 1 | 4 | 3 | 9 | 8 | 1 | 1 |
| 90 years..... | 14 | 19 | 14 | 19 | 1 | 1 | 1 | 1 | 1 | 1 | 1 | 1 | 12 | 19 | 1 | 1 |
| 91 years..... | 1 | 1 | 1 | 1 | 1 | 1 | 1 | 1 | 1 | 1 | 1 | 1 | 1 | 1 | 1 | 1 |
| 92 years..... | 1 | 1 | 1 | 1 | 1 | 1 | 1 | 1 | 1 | 1 | 1 | 1 | 1 | 1 | 1 | 1 |
| 93 years..... | 1 | 1 | 1 | 1 | 1 | 1 | 1 | 1 | 1 | 1 | 1 | 1 | 1 | 1 | 1 | 1 |
| 94 years..... | 1 | 1 | 1 | 1 | 1 | 1 | 1 | 1 | 1 | 1 | 1 | 1 | 1 | 1 | 1 | 1 |
| 90 to 94 years.. | 16 | 21 | 15 | 21 | 1 | 1 | 1 | 2 | 1 | 1 | 1 | 1 | 13 | 19 | 1 | 1 |
| 95 years..... | 6 | 5 | 6 | 4 | 1 | 1 | 1 | 1 | 1 | 1 | 1 | 1 | 6 | 4 | 1 | 1 |
| 96 years..... | 1 | 1 | 1 | 1 | 1 | 1 | 1 | 1 | 1 | 1 | 1 | 1 | 1 | 1 | 1 | 1 |
| 97 years..... | 1 | 1 | 1 | 1 | 1 | 1 | 1 | 1 | 1 | 1 | 1 | 1 | 1 | 1 | 1 | 1 |
| 98 years..... | 2 | 2 | 2 | 2 | 1 | 1 | 1 | 1 | 1 | 1 | 1 | 1 | 1 | 2 | 1 | 1 |
| 99 years..... | 1 | 1 | 1 | 1 | 1 | 1 | 1 | 1 | 1 | 1 | 1 | 1 | 1 | 1 | 1 | 1 |
| 95 to 99 years.. | 9 | 8 | 8 | 7 | 1 | 1 | 1 | 1 | 1 | 1 | 1 | 1 | 7 | 7 | 1 | 1 |
| 100 years and over. | 5 | 3 | 5 | 3 | 1 | 1 | 1 | 1 | 1 | 1 | 1 | 1 | 5 | 3 | 1 | 1 |
| Age unknown.... | 245 | 205 | 215 | 196 | 30 | 9 | 49 | 60 | 5 | 2 | 28 | 7 | 163 | 136 | 3 | 1 |

¹ Persons of negro descent, Chinese, Japanese, and Indians.

² Includes all persons of negro descent.

STATISTICS OF POPULATION.

TABLE 2.—AGES OF THE AGGREGATE POPULATION, CLASSIFIED BY SEX,
NEW HAMPSHIRE.

| AGES. | AGGREGATE. | | NATIVE BORN. | | FOREIGN BORN. | | NATIVE WHITE— NATIVE PARENTS. | | NATIVE WHITE— FOREIGN PARENTS. | | FOREIGN WHITE. | | TOTAL COLORED. ¹ | | NEGRO. ² | |
|--------------------|------------|---------------|--------------|---------------|---------------|---------------|----------------------------------|---------------|-----------------------------------|---------------|-------------------|---------------|--------------------------------|---------------|---------------------|---------------|
| | Males. | Fe- males. | Males. | Fe- males. | Males. | Fe- males. | Males. | Fe- males. | Males. | Fe- males. | Males. | Fe- males. | Males. | Fe- males. | Males. | Fe- males. |
| All ages.... | 205,379 | 206,209 | 160,866 | 162,615 | 44,513 | 43,594 | 120,889 | 121,725 | 39,655 | 40,561 | 44,387 | 43,574 | 448 | 349 | 327 | 335 |
| Under 1 month.... | 388 | 360 | 385 | 356 | 3 | 4 | 167 | 180 | 217 | 176 | 3 | 4 | 1 | 1 | 1 | 1 |
| 1 to 2 months.... | 717 | 725 | 709 | 722 | 8 | 3 | 325 | 316 | 381 | 405 | 8 | 3 | 3 | 1 | 3 | 1 |
| 3 to 5 months.... | 981 | 963 | 963 | 940 | 18 | 23 | 433 | 420 | 585 | 520 | 13 | 23 | 2 | 1 | 2 | 1 |
| 6 to 8 months.... | 913 | 932 | 893 | 910 | 20 | 22 | 406 | 451 | 485 | 459 | 20 | 22 | 2 | 1 | 2 | 1 |
| 9 to 11 months.... | 1,055 | 1,014 | 1,033 | 976 | 22 | 38 | 552 | 463 | 480 | 512 | 22 | 38 | 1 | 1 | 1 | 1 |
| Under 1 year.. | 4,054 | 3,994 | 3,988 | 3,904 | 66 | 90 | 1,883 | 1,830 | 2,098 | 2,072 | 66 | 90 | 7 | 2 | 7 | 2 |
| 1 year..... | 3,562 | 3,640 | 3,444 | 3,518 | 118 | 122 | 1,843 | 1,756 | 1,600 | 1,767 | 118 | 122 | 1 | 5 | 1 | 5 |
| 2 years..... | 3,733 | 3,808 | 3,601 | 3,666 | 132 | 142 | 1,821 | 1,810 | 1,778 | 1,854 | 132 | 141 | 2 | 3 | 2 | 3 |
| 3 years..... | 3,852 | 3,921 | 3,682 | 3,717 | 170 | 204 | 1,912 | 1,892 | 1,763 | 1,818 | 170 | 204 | 7 | 7 | 7 | 6 |
| 4 years..... | 3,877 | 3,790 | 3,639 | 3,569 | 238 | 221 | 1,926 | 1,825 | 1,709 | 1,742 | 237 | 221 | 5 | 2 | 3 | 2 |
| 1 to 4 years.. | 15,024 | 15,159 | 14,366 | 14,470 | 658 | 639 | 7,502 | 7,233 | 6,850 | 7,171 | 657 | 638 | 15 | 17 | 13 | 15 |
| 5 years..... | 3,721 | 3,749 | 3,467 | 3,507 | 254 | 242 | 1,869 | 1,904 | 1,593 | 1,601 | 254 | 242 | 5 | 2 | 5 | 2 |
| 6 years..... | 3,661 | 3,680 | 3,428 | 3,441 | 233 | 239 | 1,887 | 1,855 | 1,540 | 1,599 | 233 | 239 | 1 | 7 | 1 | 6 |
| 7 years..... | 3,542 | 3,433 | 3,270 | 3,153 | 272 | 265 | 1,776 | 1,748 | 1,487 | 1,402 | 272 | 265 | 7 | 7 | 7 | 3 |
| 8 years..... | 3,586 | 3,470 | 3,213 | 3,125 | 323 | 345 | 1,833 | 1,816 | 1,329 | 1,302 | 323 | 345 | 1 | 3 | 1 | 6 |
| 9 years..... | 3,333 | 3,309 | 3,013 | 2,929 | 345 | 380 | 1,780 | 1,740 | 1,229 | 1,135 | 345 | 380 | 4 | 4 | 4 | 4 |
| 5 to 9 years.. | 17,818 | 17,646 | 16,391 | 16,155 | 1,427 | 1,491 | 9,195 | 9,043 | 7,178 | 7,039 | 1,427 | 1,491 | 18 | 23 | 18 | 21 |
| 10 years..... | 3,432 | 3,469 | 2,992 | 3,054 | 440 | 415 | 1,786 | 1,816 | 1,197 | 1,232 | 440 | 415 | 9 | 6 | 9 | 5 |
| 11 years..... | 3,093 | 3,234 | 2,708 | 2,828 | 390 | 406 | 1,685 | 1,721 | 1,021 | 1,104 | 389 | 405 | 3 | 4 | 2 | 3 |
| 12 years..... | 3,284 | 3,296 | 2,830 | 2,840 | 454 | 456 | 1,793 | 1,795 | 1,083 | 1,041 | 454 | 455 | 4 | 5 | 4 | 4 |
| 13 years..... | 3,236 | 3,236 | 2,731 | 2,693 | 505 | 543 | 1,780 | 1,744 | 944 | 942 | 505 | 542 | 7 | 8 | 7 | 8 |
| 14 years..... | 3,300 | 3,312 | 2,740 | 2,729 | 560 | 533 | 1,813 | 1,743 | 924 | 933 | 569 | 533 | 4 | 3 | 3 | 3 |
| 10 to 14 years.. | 16,350 | 16,547 | 14,001 | 14,144 | 2,349 | 2,403 | 8,857 | 8,819 | 5,119 | 5,302 | 2,347 | 2,400 | 27 | 26 | 25 | 23 |
| 15 years..... | 3,237 | 3,255 | 2,664 | 2,592 | 623 | 663 | 1,774 | 1,742 | 881 | 848 | 623 | 663 | 9 | 2 | 9 | 2 |
| 16 years..... | 3,512 | 3,575 | 2,778 | 2,765 | 734 | 810 | 1,834 | 1,804 | 935 | 951 | 734 | 810 | 9 | 10 | 9 | 10 |
| 17 years..... | 3,335 | 3,431 | 2,567 | 2,664 | 768 | 817 | 1,791 | 1,794 | 775 | 868 | 768 | 817 | 1 | 2 | 1 | 2 |
| 18 years..... | 3,477 | 3,706 | 2,576 | 2,733 | 901 | 973 | 1,773 | 1,900 | 799 | 819 | 899 | 973 | 6 | 14 | 3 | 14 |
| 19 years..... | 3,436 | 3,606 | 2,540 | 2,671 | 946 | 935 | 1,778 | 1,895 | 754 | 766 | 945 | 935 | 9 | 10 | 6 | 10 |
| 15 to 19 years.. | 17,097 | 17,623 | 13,125 | 13,425 | 3,972 | 4,198 | 8,950 | 9,135 | 4,144 | 4,252 | 3,969 | 4,198 | 34 | 33 | 28 | 38 |
| 20 years..... | 4,049 | 3,765 | 2,896 | 2,665 | 1,153 | 1,100 | 2,119 | 1,923 | 770 | 729 | 1,152 | 1,100 | 8 | 13 | 6 | 13 |
| 21 years..... | 3,751 | 3,618 | 2,721 | 2,538 | 1,030 | 1,030 | 1,939 | 1,832 | 770 | 691 | 1,027 | 1,030 | 15 | 15 | 14 | 15 |
| 22 years..... | 3,705 | 3,967 | 2,515 | 2,720 | 1,130 | 1,247 | 1,878 | 1,950 | 627 | 763 | 1,137 | 1,245 | 13 | 9 | 10 | 8 |
| 23 years..... | 3,779 | 3,845 | 2,695 | 2,624 | 1,084 | 1,221 | 1,993 | 1,897 | 695 | 713 | 1,084 | 1,221 | 7 | 14 | 6 | 14 |
| 24 years..... | 3,754 | 3,915 | 2,587 | 2,677 | 1,167 | 1,238 | 1,929 | 1,979 | 644 | 687 | 1,165 | 1,237 | 16 | 12 | 12 | 12 |
| 20 to 24 years.. | 19,038 | 19,110 | 13,414 | 13,274 | 5,624 | 5,836 | 9,853 | 9,631 | 3,506 | 3,583 | 5,615 | 5,833 | 59 | 63 | 48 | 62 |
| 25 years..... | 3,331 | 3,953 | 2,524 | 2,662 | 1,307 | 1,291 | 1,855 | 1,944 | 664 | 708 | 1,302 | 1,291 | 10 | 10 | 6 | 10 |
| 26 years..... | 3,644 | 3,633 | 2,472 | 2,513 | 1,172 | 1,170 | 1,837 | 1,856 | 629 | 647 | 1,171 | 1,169 | 7 | 11 | 6 | 10 |
| 27 years..... | 3,493 | 3,598 | 2,377 | 2,541 | 1,121 | 1,057 | 1,768 | 1,880 | 600 | 652 | 1,117 | 1,057 | 13 | 9 | 10 | 9 |
| 28 years..... | 3,713 | 3,434 | 2,401 | 2,371 | 1,312 | 1,113 | 1,803 | 1,756 | 592 | 610 | 1,308 | 1,112 | 10 | 6 | 6 | 6 |
| 29 years..... | 3,331 | 3,109 | 2,262 | 2,132 | 1,069 | 977 | 1,710 | 1,645 | 543 | 479 | 1,068 | 976 | 10 | 9 | 9 | 8 |
| 25 to 29 years.. | 18,017 | 17,827 | 12,036 | 12,219 | 5,981 | 5,608 | 8,973 | 9,081 | 3,028 | 3,096 | 5,966 | 5,605 | 50 | 45 | 37 | 43 |
| 30 years..... | 3,920 | 3,657 | 2,497 | 2,433 | 1,423 | 1,174 | 1,922 | 1,891 | 571 | 535 | 1,414 | 1,174 | 13 | 7 | 4 | 7 |
| 31 years..... | 2,806 | 2,845 | 1,932 | 2,070 | 844 | 775 | 1,531 | 1,638 | 375 | 431 | 840 | 775 | 10 | 1 | 6 | 1 |
| 32 years..... | 3,397 | 3,203 | 2,300 | 2,279 | 1,097 | 929 | 1,807 | 1,756 | 498 | 513 | 1,091 | 929 | 11 | 5 | 5 | 5 |
| 33 years..... | 3,079 | 2,989 | 2,115 | 2,106 | 964 | 833 | 1,696 | 1,679 | 417 | 419 | 957 | 833 | 9 | 3 | 2 | 3 |
| 34 years..... | 3,007 | 2,832 | 2,075 | 2,046 | 932 | 836 | 1,675 | 1,613 | 396 | 425 | 929 | 836 | 7 | 3 | 4 | 3 |
| 30 to 34 years.. | 16,209 | 15,531 | 10,949 | 10,984 | 5,260 | 4,597 | 8,631 | 8,532 | 2,247 | 2,378 | 5,231 | 4,597 | 50 | 24 | 21 | 24 |
| 35 years..... | 3,193 | 3,008 | 2,029 | 2,035 | 1,164 | 973 | 1,611 | 1,611 | 417 | 416 | 1,159 | 973 | 6 | 8 | 1 | 8 |
| 36 years..... | 2,707 | 2,662 | 1,833 | 1,833 | 824 | 829 | 1,542 | 1,433 | 335 | 321 | 813 | 828 | 12 | 6 | 6 | 5 |
| 37 years..... | 2,601 | 2,713 | 1,788 | 1,891 | 813 | 822 | 1,439 | 1,543 | 345 | 342 | 808 | 822 | 9 | 6 | 6 | 6 |
| 38 years..... | 3,014 | 3,097 | 2,087 | 2,157 | 927 | 940 | 1,719 | 1,643 | 366 | 394 | 921 | 940 | 8 | 3 | 3 | 3 |
| 39 years..... | 2,333 | 2,716 | 2,047 | 1,987 | 786 | 729 | 1,714 | 1,595 | 331 | 332 | 778 | 727 | 10 | 12 | 2 | 12 |
| 35 to 39 years.. | 14,343 | 14,196 | 9,834 | 9,903 | 4,514 | 4,293 | 8,025 | 8,019 | 1,794 | 1,855 | 4,484 | 4,290 | 45 | 32 | 18 | 31 |
| 40 years..... | 3,455 | 3,201 | 2,332 | 2,210 | 1,123 | 991 | 1,922 | 1,823 | 405 | 374 | 1,119 | 991 | 9 | 8 | 6 | 8 |
| 41 years..... | 2,954 | 2,218 | 1,816 | 1,637 | 538 | 531 | 1,574 | 1,463 | 241 | 223 | 536 | 531 | 3 | 1 | 1 | 1 |
| 42 years..... | 2,863 | 2,649 | 2,134 | 2,026 | 729 | 623 | 1,349 | 1,712 | 311 | 311 | 724 | 623 | 12 | 3 | 7 | 3 |
| 43 years..... | 2,433 | 2,404 | 1,910 | 1,830 | 573 | 574 | 1,641 | 1,532 | 262 | 243 | 570 | 573 | 10 | 6 | 7 | 6 |
| 44 years..... | 2,419 | 2,401 | 1,859 | 1,812 | 560 | 539 | 1,605 | 1,553 | 243 | 255 | 560 | 539 | 6 | 4 | 6 | 4 |
| 40 to 44 years.. | 13,574 | 12,873 | 10,051 | 9,565 | 3,523 | 3,308 | 8,591 | 8,133 | 1,434 | 1,406 | 3,509 | 3,307 | 40 | 22 | 27 | 22 |
| 45 years..... | 2,801 | 2,633 | 2,004 | 1,920 | 797 | 713 | 1,763 | 1,638 | 236 | 213 | 793 | 712 | 9 | 5 | 5 | 4 |
| 46 years..... | 2,129 | 2,196 | 1,648 | 1,635 | 481 | 501 | 1,473 | 1,433 | 173 | 211 | 479 | 501 | 4 | 1 | 2 | 1 |
| 47 years..... | 2,134 | 2,131 | 1,675 | 1,653 | 509 | 473 | 1,514 | 1,433 | 156 | 159 | 508 | 478 | 6 | 1 | 5 | 1 |
| 48 years..... | 2,336 | 2,231 | 1,773 | 1,636 | 623 | 535 | 1,611 | 1,516 | 156 | 181 | 622 | 534 | 7 | 5 | 7 | 5 |
| 49 years..... | 2,276 | 2,124 | 1,750 | 1,633 | 526 | 491 | 1,595 | 1,476 | 149 | 156 | 525 | 489 | 7 | 3 | 6 | 3 |
| 45 to 49 years.. | 11,786 | 11,365 | 8,850 | 8,597 | 2,936 | 2,768 | 7,956 | 7,661 | 870 | 925 | 2,927 | 2,764 | 33 | 15 | 25 | 14 |

¹ Persons of negro descent, Chinese, Japanese, and Indians.² Includes all persons of negro descent.

GENERAL NATIVITY, AND COLOR, BY STATES AND TERRITORIES: 1900—Continued.

NEW HAMPSHIRE.

| AGES. | AGGREGATE. | | NATIVE BORN. | | FOREIGN BORN. | | NATIVE WHITE— NATIVE PARENTS. | | NATIVE WHITE— FOREIGN PARENTS. | | FOREIGN WHITE. | | TOTAL COLORED. ¹ | | NEGRO. ² | |
|---------------------|------------|---------------|--------------|---------------|---------------|---------------|----------------------------------|---------------|-----------------------------------|---------------|-------------------|---------------|--------------------------------|---------------|---------------------|---------------|
| | Males. | Fe- males. | Males. | Fe- males. | Males. | Fe- males. | Males. | Fe- males. | Males. | Fe- males. | Males. | Fe- males. | Males. | Fe- males. | Males. | Fe- males. |
| 50 years..... | 2,749 | 2,655 | 1,970 | 1,864 | 779 | 791 | 1,809 | 1,685 | 157 | 174 | 776 | 791 | 7 | 5 | 4 | 5 |
| 51 years..... | 1,829 | 1,784 | 1,443 | 1,395 | 386 | 339 | 1,329 | 1,302 | 112 | 92 | 386 | 339 | 2 | 1 | 2 | 1 |
| 52 years..... | 2,149 | 2,012 | 1,620 | 1,524 | 529 | 488 | 1,497 | 1,424 | 121 | 99 | 526 | 488 | 5 | 1 | 2 | 1 |
| 53 years..... | 1,821 | 1,839 | 1,378 | 1,423 | 443 | 416 | 1,287 | 1,326 | 87 | 97 | 442 | 416 | 5 | 4 | 4 | 3 |
| 54 years..... | 1,875 | 1,847 | 1,431 | 1,421 | 444 | 426 | 1,349 | 1,328 | 79 | 90 | 442 | 425 | 5 | 4 | 4 | 3 |
| 50 to 54 years.. | 10,423 | 10,087 | 7,842 | 7,627 | 2,581 | 2,460 | 7,271 | 7,065 | 556 | 552 | 2,572 | 2,459 | 24 | 11 | 16 | 10 |
| 55 years..... | 1,937 | 2,070 | 1,470 | 1,551 | 467 | 519 | 1,389 | 1,463 | 79 | 83 | 467 | 519 | 2 | 5 | 2 | 4 |
| 56 years..... | 1,721 | 1,844 | 1,326 | 1,470 | 395 | 374 | 1,244 | 1,392 | 76 | 77 | 394 | 374 | 7 | 1 | 7 | 1 |
| 57 years..... | 1,655 | 1,740 | 1,291 | 1,405 | 364 | 335 | 1,233 | 1,330 | 55 | 75 | 363 | 335 | 4 | 3 | 3 | 2 |
| 58 years..... | 1,593 | 1,666 | 1,246 | 1,301 | 347 | 365 | 1,179 | 1,242 | 65 | 59 | 347 | 365 | 2 | 2 | 2 | 2 |
| 59 years..... | 1,506 | 1,614 | 1,228 | 1,306 | 278 | 308 | 1,167 | 1,246 | 58 | 59 | 277 | 308 | 4 | 1 | 3 | 1 |
| 55 to 59 years.. | 8,412 | 8,934 | 6,561 | 7,033 | 1,851 | 1,901 | 6,212 | 6,673 | 333 | 353 | 1,848 | 1,901 | 19 | 7 | 17 | 6 |
| 60 years..... | 1,815 | 1,957 | 1,352 | 1,449 | 463 | 508 | 1,280 | 1,383 | 67 | 63 | 463 | 508 | 5 | 3 | 5 | 3 |
| 61 years..... | 1,213 | 1,362 | 1,026 | 1,157 | 187 | 205 | 997 | 1,119 | 29 | 37 | 187 | 205 | 1 | 1 | 1 | 1 |
| 62 years..... | 1,439 | 1,542 | 1,197 | 1,237 | 242 | 235 | 1,151 | 1,214 | 43 | 42 | 241 | 235 | 4 | 1 | 4 | 1 |
| 63 years..... | 1,414 | 1,517 | 1,157 | 1,275 | 257 | 242 | 1,122 | 1,232 | 34 | 41 | 257 | 242 | 1 | 2 | 1 | 2 |
| 64 years..... | 1,308 | 1,457 | 1,114 | 1,223 | 194 | 234 | 1,074 | 1,193 | 39 | 30 | 194 | 234 | 1 | 1 | 1 | 1 |
| 60 to 64 years.. | 7,189 | 7,835 | 5,846 | 6,361 | 1,343 | 1,474 | 5,624 | 6,141 | 212 | 213 | 1,842 | 1,474 | 11 | 7 | 11 | 7 |
| 65 years..... | 1,464 | 1,589 | 1,152 | 1,269 | 312 | 320 | 1,118 | 1,237 | 33 | 32 | 312 | 320 | 1 | 1 | 1 | 1 |
| 66 years..... | 1,259 | 1,286 | 1,084 | 1,084 | 175 | 202 | 1,057 | 1,058 | 27 | 25 | 175 | 202 | 1 | 1 | 1 | 1 |
| 67 years..... | 1,128 | 1,281 | 976 | 1,080 | 152 | 201 | 943 | 1,049 | 32 | 30 | 152 | 201 | 1 | 1 | 1 | 1 |
| 68 years..... | 1,041 | 1,204 | 858 | 1,001 | 183 | 203 | 843 | 972 | 13 | 28 | 183 | 203 | 2 | 1 | 2 | 1 |
| 69 years..... | 963 | 1,041 | 812 | 887 | 151 | 154 | 793 | 862 | 17 | 24 | 151 | 154 | 2 | 1 | 2 | 1 |
| 65 to 69 years.. | 5,855 | 6,401 | 4,882 | 5,321 | 973 | 1,080 | 4,754 | 5,178 | 122 | 139 | 973 | 1,080 | 6 | 4 | 6 | 4 |
| 70 years..... | 1,137 | 1,198 | 907 | 940 | 230 | 258 | 885 | 912 | 21 | 26 | 230 | 258 | 1 | 2 | 1 | 2 |
| 71 years..... | 855 | 821 | 747 | 721 | 108 | 100 | 733 | 706 | 14 | 15 | 108 | 100 | 1 | 1 | 1 | 1 |
| 72 years..... | 956 | 959 | 829 | 808 | 127 | 151 | 813 | 795 | 15 | 13 | 127 | 151 | 1 | 1 | 1 | 1 |
| 73 years..... | 801 | 870 | 705 | 755 | 96 | 115 | 696 | 745 | 7 | 8 | 96 | 115 | 2 | 2 | 2 | 2 |
| 74 years..... | 763 | 774 | 651 | 682 | 112 | 92 | 637 | 670 | 13 | 11 | 112 | 92 | 1 | 1 | 1 | 1 |
| 70 to 74 years.. | 4,512 | 4,622 | 3,839 | 3,906 | 673 | 716 | 3,764 | 3,828 | 70 | 73 | 673 | 716 | 5 | 5 | 5 | 5 |
| 75 years..... | 760 | 824 | 645 | 684 | 115 | 140 | 632 | 667 | 13 | 16 | 115 | 140 | 1 | 1 | 1 | 1 |
| 76 years..... | 612 | 700 | 534 | 618 | 78 | 82 | 520 | 611 | 13 | 7 | 77 | 82 | 2 | 1 | 2 | 1 |
| 77 years..... | 563 | 598 | 510 | 552 | 53 | 46 | 505 | 546 | 5 | 6 | 53 | 46 | 1 | 1 | 1 | 1 |
| 78 years..... | 476 | 533 | 410 | 481 | 66 | 52 | 406 | 474 | 4 | 7 | 66 | 51 | 1 | 1 | 1 | 1 |
| 79 years..... | 401 | 531 | 363 | 505 | 38 | 26 | 359 | 498 | 3 | 7 | 38 | 26 | 1 | 1 | 1 | 1 |
| 75 to 79 years.. | 2,812 | 3,186 | 2,462 | 2,840 | 350 | 346 | 2,422 | 2,796 | 38 | 43 | 349 | 345 | 3 | 2 | 3 | 2 |
| 80 years..... | 436 | 526 | 372 | 452 | 64 | 74 | 367 | 445 | 5 | 7 | 64 | 74 | 1 | 1 | 1 | 1 |
| 81 years..... | 336 | 374 | 311 | 343 | 25 | 31 | 304 | 342 | 7 | 1 | 25 | 31 | 1 | 1 | 1 | 1 |
| 82 years..... | 264 | 307 | 238 | 284 | 26 | 23 | 237 | 276 | 1 | 8 | 26 | 23 | 1 | 1 | 1 | 1 |
| 83 years..... | 212 | 305 | 199 | 284 | 13 | 21 | 195 | 282 | 4 | 2 | 13 | 21 | 1 | 1 | 1 | 1 |
| 84 years..... | 211 | 283 | 183 | 261 | 28 | 22 | 179 | 254 | 4 | 7 | 28 | 22 | 1 | 1 | 1 | 1 |
| 80 to 84 years.. | 1,459 | 1,795 | 1,303 | 1,624 | 156 | 171 | 1,282 | 1,599 | 21 | 25 | 156 | 171 | 1 | 1 | 1 | 1 |
| 85 years..... | 163 | 232 | 146 | 213 | 17 | 19 | 145 | 210 | 1 | 2 | 17 | 19 | 1 | 1 | 1 | 1 |
| 86 years..... | 124 | 150 | 118 | 137 | 6 | 13 | 117 | 134 | 1 | 3 | 6 | 13 | 1 | 1 | 1 | 1 |
| 87 years..... | 96 | 143 | 83 | 134 | 13 | 9 | 83 | 130 | 1 | 3 | 13 | 9 | 1 | 1 | 1 | 1 |
| 88 years..... | 84 | 121 | 74 | 107 | 10 | 14 | 73 | 104 | 1 | 3 | 10 | 14 | 1 | 1 | 1 | 1 |
| 89 years..... | 57 | 100 | 47 | 89 | 10 | 11 | 46 | 87 | 1 | 2 | 10 | 11 | 1 | 1 | 1 | 1 |
| 85 to 89 years.. | 524 | 746 | 463 | 680 | 56 | 66 | 464 | 665 | 4 | 14 | 56 | 66 | 1 | 1 | 1 | 1 |
| 90 years..... | 46 | 99 | 39 | 92 | 7 | 7 | 39 | 91 | 1 | 1 | 7 | 7 | 1 | 1 | 1 | 1 |
| 91 years..... | 29 | 53 | 27 | 53 | 2 | 3 | 27 | 52 | 1 | 1 | 2 | 3 | 1 | 1 | 1 | 1 |
| 92 years..... | 23 | 38 | 20 | 35 | 3 | 3 | 20 | 35 | 1 | 1 | 3 | 3 | 1 | 1 | 1 | 1 |
| 93 years..... | 14 | 29 | 9 | 29 | 5 | 5 | 9 | 29 | 1 | 1 | 5 | 5 | 1 | 1 | 1 | 1 |
| 94 years..... | 7 | 21 | 4 | 18 | 3 | 3 | 4 | 18 | 1 | 1 | 3 | 3 | 1 | 1 | 1 | 1 |
| 90 to 94 years.. | 119 | 240 | 99 | 227 | 20 | 13 | 99 | 225 | 2 | 2 | 20 | 13 | 1 | 1 | 1 | 1 |
| 95 years..... | 6 | 17 | 5 | 15 | 1 | 2 | 4 | 15 | 1 | 1 | 1 | 2 | 1 | 1 | 1 | 1 |
| 96 years..... | 4 | 11 | 4 | 10 | 1 | 1 | 4 | 10 | 1 | 1 | 1 | 1 | 1 | 1 | 1 | 1 |
| 97 years..... | 2 | 7 | 1 | 6 | 1 | 1 | 1 | 6 | 1 | 1 | 1 | 1 | 1 | 1 | 1 | 1 |
| 98 years..... | 3 | 4 | 3 | 4 | 1 | 1 | 3 | 4 | 1 | 1 | 1 | 1 | 1 | 1 | 1 | 1 |
| 99 years..... | 1 | 6 | 1 | 5 | 1 | 1 | 1 | 5 | 1 | 1 | 1 | 1 | 1 | 1 | 1 | 1 |
| 95 to 99 years.. | 16 | 45 | 13 | 40 | 3 | 5 | 12 | 40 | 1 | 1 | 3 | 5 | 1 | 1 | 1 | 1 |
| 100 years and over. | 6 | 6 | 3 | 3 | 3 | 3 | 3 | 3 | 1 | 1 | 3 | 3 | 1 | 1 | 1 | 1 |
| Age unknown.... | 737 | 391 | 543 | 313 | 194 | 78 | 511 | 290 | 30 | 18 | 194 | 78 | 2 | 5 | 2 | 5 |

¹ Persons of negro descent, Chinese, Japanese, and Indians.

² Includes all persons of negro descent.

737
391
543
313
194
78

STATISTICS OF POPULATION.

TABLE 2.—AGES OF THE AGGREGATE POPULATION, CLASSIFIED BY SEX,
NEW JERSEY.

| AGES. | AGGREGATE. | | NATIVE BORN. | | FOREIGN BORN. | | NATIVE WHITE— NATIVE PARENTS. | | NATIVE WHITE— FOREIGN PARENTS. | | FOREIGN WHITE. | | TOTAL COLORED. ¹ | | NEGRO. ² | |
|--------------------|------------|---------------|--------------|---------------|---------------|---------------|----------------------------------|---------------|-----------------------------------|---------------|-------------------|---------------|--------------------------------|---------------|---------------------|---------------|
| | Males. | Fe- males. | Males. | Fe- males. | Males. | Fe- males. | Males. | Fe- males. | Males. | Fe- males. | Males. | Fe- males. | Males. | Fe- males. | Males. | Fe- males. |
| All ages ... | 941,760 | 941,909 | 717,022 | 734,763 | 224,738 | 207,146 | 409,430 | 416,543 | 273,997 | 282,297 | 223,116 | 206,934 | 35,217 | 36,135 | 33,745 | 36,099 |
| Under 1 month ... | 1,707 | 1,735 | 1,706 | 1,732 | 1 | 3 | 819 | 840 | 830 | 837 | 1 | 3 | 57 | 55 | 57 | 55 |
| 1 to 2 months ... | 3,761 | 3,696 | 3,755 | 3,688 | 6 | 8 | 1,752 | 1,759 | 1,868 | 1,807 | 6 | 8 | 185 | 122 | 184 | 122 |
| 3 to 5 months ... | 5,776 | 5,593 | 5,761 | 5,583 | 15 | 15 | 2,622 | 2,539 | 2,966 | 2,840 | 15 | 15 | 183 | 204 | 183 | 204 |
| 6 to 8 months ... | 5,513 | 5,437 | 5,492 | 5,407 | 21 | 30 | 2,565 | 2,555 | 2,760 | 2,674 | 20 | 30 | 178 | 178 | 177 | 178 |
| 9 to 11 months ... | 5,164 | 5,184 | 5,144 | 5,157 | 20 | 27 | 2,567 | 2,536 | 2,423 | 2,454 | 20 | 27 | 154 | 167 | 154 | 167 |
| Under 1 year .. | 21,921 | 21,650 | 21,858 | 21,567 | 63 | 83 | 10,325 | 10,229 | 10,327 | 10,612 | 62 | 83 | 707 | 726 | 705 | 726 |
| 1 year .. | 19,590 | 19,226 | 19,437 | 19,080 | 153 | 146 | 9,308 | 9,258 | 9,525 | 9,201 | 153 | 146 | 604 | 621 | 603 | 621 |
| 2 years .. | 21,098 | 20,747 | 20,863 | 20,533 | 235 | 214 | 9,899 | 9,742 | 10,364 | 10,112 | 235 | 213 | 660 | 680 | 659 | 680 |
| 3 years .. | 20,736 | 20,507 | 20,485 | 20,227 | 301 | 280 | 9,836 | 9,634 | 9,932 | 9,950 | 301 | 280 | 617 | 643 | 616 | 643 |
| 4 years .. | 20,571 | 20,350 | 20,206 | 19,978 | 365 | 372 | 9,734 | 9,632 | 9,784 | 9,724 | 365 | 371 | 638 | 623 | 637 | 623 |
| 1 to 4 years ... | 82,045 | 80,830 | 80,991 | 79,818 | 1,054 | 1,012 | 38,877 | 38,266 | 39,655 | 38,987 | 1,054 | 1,010 | 2,459 | 2,567 | 2,455 | 2,567 |
| 5 years .. | 20,203 | 20,167 | 19,706 | 19,676 | 497 | 491 | 9,704 | 9,599 | 9,385 | 9,479 | 494 | 490 | 620 | 599 | 619 | 599 |
| 6 years .. | 20,274 | 20,112 | 19,699 | 19,589 | 575 | 523 | 9,724 | 9,650 | 9,381 | 9,353 | 575 | 522 | 594 | 587 | 592 | 587 |
| 7 years .. | 19,731 | 19,933 | 19,141 | 19,255 | 650 | 678 | 9,550 | 9,674 | 8,960 | 8,987 | 649 | 678 | 632 | 594 | 632 | 594 |
| 8 years .. | 19,413 | 19,441 | 18,612 | 18,546 | 801 | 895 | 9,428 | 9,312 | 8,628 | 8,631 | 800 | 895 | 557 | 603 | 557 | 603 |
| 9 years .. | 18,839 | 18,502 | 17,887 | 17,580 | 1,002 | 972 | 9,242 | 9,073 | 8,117 | 7,912 | 1,001 | 972 | 529 | 545 | 529 | 545 |
| 5 to 9 years ... | 98,570 | 98,155 | 95,045 | 94,596 | 3,525 | 3,559 | 47,648 | 47,308 | 44,471 | 44,362 | 3,519 | 3,557 | 2,932 | 2,928 | 2,929 | 2,928 |
| 10 years .. | 18,867 | 18,803 | 17,686 | 17,561 | 1,181 | 1,242 | 9,253 | 9,001 | 7,899 | 7,986 | 1,181 | 1,240 | 584 | 576 | 583 | 576 |
| 11 years .. | 16,916 | 17,417 | 15,741 | 16,227 | 1,175 | 1,190 | 8,486 | 8,515 | 6,766 | 7,186 | 1,173 | 1,189 | 501 | 527 | 501 | 527 |
| 12 years .. | 17,632 | 17,759 | 16,181 | 16,318 | 1,501 | 1,441 | 8,613 | 8,614 | 7,002 | 7,096 | 1,501 | 1,440 | 516 | 609 | 515 | 609 |
| 13 years .. | 16,546 | 16,790 | 15,046 | 15,245 | 1,500 | 1,545 | 8,296 | 8,205 | 6,258 | 6,492 | 1,500 | 1,545 | 492 | 543 | 491 | 543 |
| 14 years .. | 16,828 | 16,789 | 15,041 | 14,974 | 1,787 | 1,815 | 8,218 | 8,076 | 6,287 | 6,324 | 1,786 | 1,814 | 587 | 575 | 580 | 572 |
| 10 to 14 years.. | 86,789 | 87,558 | 79,645 | 80,325 | 7,144 | 7,233 | 42,866 | 42,411 | 34,202 | 35,034 | 7,141 | 7,228 | 2,580 | 2,835 | 2,570 | 2,832 |
| 15 years .. | 16,347 | 16,685 | 14,430 | 14,639 | 1,917 | 1,996 | 7,880 | 7,880 | 6,043 | 6,234 | 1,914 | 1,995 | 510 | 576 | 505 | 571 |
| 16 years .. | 16,466 | 17,205 | 14,471 | 14,863 | 1,995 | 2,342 | 7,904 | 8,027 | 6,050 | 6,172 | 1,992 | 2,341 | 520 | 665 | 514 | 660 |
| 17 years .. | 15,971 | 16,995 | 13,800 | 14,211 | 2,171 | 2,784 | 7,569 | 7,708 | 5,631 | 5,730 | 2,170 | 2,780 | 551 | 727 | 543 | 719 |
| 18 years .. | 16,495 | 17,970 | 13,758 | 14,462 | 2,737 | 3,508 | 7,561 | 7,818 | 5,596 | 5,803 | 2,727 | 3,506 | 611 | 843 | 596 | 841 |
| 19 years .. | 15,371 | 17,241 | 12,742 | 13,655 | 2,629 | 3,586 | 7,097 | 7,973 | 4,941 | 5,385 | 2,612 | 3,576 | 721 | 907 | 705 | 905 |
| 15 to 19 years.. | 80,650 | 86,096 | 69,201 | 71,880 | 11,449 | 14,216 | 38,011 | 38,806 | 28,311 | 29,374 | 11,415 | 14,198 | 2,913 | 3,718 | 2,868 | 3,696 |
| 20 years .. | 16,177 | 18,923 | 12,835 | 14,469 | 3,342 | 4,459 | 7,059 | 7,718 | 5,022 | 5,739 | 3,327 | 4,452 | 768 | 1,019 | 744 | 1,018 |
| 21 years .. | 16,701 | 16,998 | 13,306 | 13,260 | 3,395 | 3,738 | 7,166 | 7,120 | 5,225 | 5,227 | 3,376 | 3,729 | 934 | 922 | 916 | 920 |
| 22 years .. | 17,297 | 18,279 | 13,326 | 13,585 | 3,971 | 4,421 | 7,137 | 7,147 | 5,214 | 5,643 | 3,943 | 4,407 | 953 | 1,082 | 928 | 1,080 |
| 23 years .. | 17,343 | 19,064 | 13,334 | 14,516 | 3,959 | 4,543 | 7,126 | 7,576 | 5,332 | 5,386 | 3,934 | 4,543 | 951 | 1,059 | 928 | 1,059 |
| 24 years .. | 18,000 | 19,441 | 13,596 | 14,647 | 4,404 | 4,794 | 7,106 | 7,324 | 5,549 | 6,222 | 4,365 | 4,781 | 980 | 1,114 | 948 | 1,110 |
| 20 to 24 years.. | 85,518 | 92,710 | 66,447 | 70,750 | 19,071 | 21,960 | 35,644 | 36,885 | 26,343 | 28,717 | 18,945 | 21,912 | 4,586 | 5,196 | 4,464 | 5,187 |
| 25 years .. | 18,820 | 19,643 | 13,440 | 14,457 | 5,380 | 5,186 | 6,907 | 7,418 | 5,588 | 5,982 | 5,317 | 5,177 | 1,008 | 1,066 | 948 | 1,066 |
| 26 years .. | 17,074 | 17,835 | 12,285 | 13,086 | 4,789 | 4,749 | 6,486 | 6,675 | 5,007 | 5,564 | 4,758 | 4,742 | 823 | 854 | 793 | 853 |
| 27 years .. | 17,400 | 17,330 | 12,268 | 12,596 | 5,132 | 4,784 | 6,482 | 6,549 | 5,001 | 5,267 | 5,085 | 4,774 | 832 | 790 | 793 | 790 |
| 28 years .. | 18,237 | 18,164 | 12,130 | 12,626 | 6,157 | 5,538 | 6,464 | 6,637 | 4,862 | 5,124 | 6,094 | 5,530 | 867 | 873 | 811 | 873 |
| 29 years .. | 15,923 | 15,882 | 10,865 | 11,816 | 5,058 | 4,566 | 5,921 | 6,185 | 4,301 | 4,423 | 5,016 | 4,562 | 685 | 712 | 662 | 712 |
| 25 to 29 years.. | 87,504 | 88,904 | 60,983 | 64,081 | 26,512 | 24,823 | 32,260 | 33,464 | 24,759 | 26,360 | 26,270 | 24,785 | 4,215 | 4,295 | 3,997 | 4,294 |
| 30 years .. | 21,734 | 20,231 | 13,022 | 13,610 | 8,712 | 6,621 | 7,129 | 7,174 | 4,941 | 5,442 | 8,613 | 6,612 | 1,051 | 1,003 | 965 | 1,003 |
| 31 years .. | 13,547 | 12,991 | 9,131 | 9,335 | 4,416 | 3,656 | 5,145 | 5,279 | 3,495 | 3,577 | 4,369 | 3,656 | 538 | 479 | 493 | 479 |
| 32 years .. | 16,358 | 15,899 | 10,401 | 10,344 | 5,957 | 5,055 | 5,667 | 5,950 | 4,127 | 4,323 | 5,897 | 5,052 | 667 | 574 | 609 | 574 |
| 33 years .. | 15,058 | 14,124 | 9,591 | 9,625 | 5,467 | 4,499 | 5,444 | 5,448 | 3,609 | 3,682 | 5,423 | 4,494 | 582 | 500 | 545 | 499 |
| 34 years .. | 14,338 | 14,078 | 9,235 | 9,493 | 5,603 | 4,585 | 5,266 | 5,301 | 3,466 | 3,644 | 5,532 | 4,581 | 574 | 552 | 508 | 552 |
| 30 to 34 years.. | 81,535 | 77,323 | 51,380 | 52,907 | 30,155 | 24,416 | 28,651 | 29,152 | 19,638 | 20,668 | 29,334 | 24,395 | 3,412 | 3,108 | 3,120 | 3,107 |
| 35 years .. | 18,129 | 16,463 | 10,473 | 10,597 | 7,656 | 5,866 | 5,924 | 5,816 | 3,822 | 4,069 | 7,556 | 5,861 | 327 | 717 | 735 | 717 |
| 36 years .. | 14,212 | 13,447 | 8,235 | 8,743 | 5,977 | 4,704 | 4,697 | 4,945 | 3,090 | 3,339 | 5,890 | 4,702 | 536 | 461 | 449 | 461 |
| 37 years .. | 13,250 | 12,456 | 8,059 | 8,385 | 5,191 | 4,071 | 4,711 | 4,827 | 2,985 | 3,097 | 5,130 | 4,069 | 474 | 463 | 421 | 463 |
| 38 years .. | 15,441 | 14,203 | 9,443 | 9,484 | 5,998 | 4,719 | 5,571 | 5,339 | 3,332 | 3,597 | 5,930 | 4,714 | 608 | 553 | 544 | 553 |
| 39 years .. | 13,629 | 12,894 | 8,733 | 8,890 | 4,896 | 4,004 | 5,033 | 5,203 | 3,174 | 3,190 | 4,837 | 3,997 | 585 | 504 | 531 | 504 |
| 35 to 39 years.. | 74,661 | 69,463 | 44,943 | 46,099 | 29,718 | 23,364 | 25,936 | 26,130 | 16,353 | 17,292 | 29,343 | 23,343 | 3,029 | 2,698 | 2,680 | 2,698 |
| 40 years .. | 18,509 | 16,241 | 10,557 | 10,461 | 7,952 | 5,780 | 6,174 | 6,067 | 3,626 | 3,624 | 7,860 | 5,778 | 849 | 772 | 769 | 772 |
| 41 years .. | 10,110 | 9,260 | 6,622 | 6,568 | 3,488 | 2,697 | 4,051 | 4,026 | 2,277 | 2,253 | 3,449 | 2,695 | 333 | 286 | 297 | 286 |
| 42 years .. | 12,679 | 11,255 | 7,855 | 7,772 | 4,794 | 3,513 | 4,789 | 4,698 | 2,699 | 2,673 | 4,740 | 3,503 | 451 | 406 | 404 | 406 |
| 43 years .. | 10,311 | 9,806 | 6,680 | 6,617 | 3,631 | 2,839 | 4,213 | 4,429 | 2,155 | 2,199 | 3,569 | 2,839 | 344 | 289 | 316 | 289 |
| 44 years .. | 10,065 | 9,621 | 6,425 | 6,651 | 3,640 | 2,970 | 4,186 | 4,278 | 1,930 | 2,100 | 3,615 | 2,966 | 334 | 277 | 310 | 277 |
| 40 to 44 years.. | 61,674 | 56,213 | 38,169 | 38,364 | 23,505 | 17,849 | 23,413 | 23,498 | 12,637 | 12,849 | 23,263 | 17,836 | 2,311 | 2,030 | 2,096 | 2,030 |
| 45 years .. | 12,450 | 11,429 | 7,372 | 7,353 | 5,078 | 4,076 | 4,842 | 4,728 | 2,066 | 2,125 | 5,027 | 4,072 | 515 | 504 | 474 | 504 |
| 46 years .. | 8,642 | 8,235 | 5,548 | 5,598 | 3,094 | 2,637 | 3,822 | 3,822 | 1,477 | 1,510 | 3,074 | 2,633 | 269 | 266 | 251 | 266 |
| 47 years .. | 8,298 | 8,050 | 5,297 | 5,430 | 3,001 | 2,620 | 3,665 | 3,335 | 1,369 | 1,347 | 2,976 | 2,618 | 288 | 250 | | |

GENERAL NATIVITY, AND COLOR, BY STATES AND TERRITORIES: 1900—Continued.

NEW JERSEY.

| AGES. | AGGREGATE. | | NATIVE BORN. | | FOREIGN BORN. | | NATIVE WHITE— NATIVE PARENTS. | | NATIVE WHITE— FOREIGN PARENTS. | | FOREIGN WHITE. | | TOTAL COLORED. ¹ | | NEGRO. ² | |
|--------------------|------------|---------------|--------------|---------------|---------------|---------------|----------------------------------|---------------|-----------------------------------|---------------|-------------------|---------------|--------------------------------|---------------|---------------------|---------------|
| | Males. | Fe- males. | Males. | Fe- males. | Males. | Fe- males. | Males. | Fe- males. | Males. | Fe- males. | Males. | Fe- males. | Males. | Fe- males. | Males. | Fe- males. |
| 50 years..... | 12,105 | 11,725 | 6,348 | 6,590 | 5,757 | 5,135 | 4,638 | 4,729 | 1,245 | 1,314 | 5,737 | 5,181 | 485 | 551 | 467 | 551 |
| 51 years..... | 6,741 | 6,360 | 4,137 | 4,062 | 2,604 | 2,298 | 3,280 | 3,171 | 729 | 714 | 2,592 | 2,298 | 190 | 177 | 181 | 177 |
| 52 years..... | 7,812 | 7,514 | 4,688 | 4,628 | 3,124 | 2,886 | 3,682 | 3,559 | 778 | 796 | 3,109 | 2,884 | 248 | 275 | 285 | 275 |
| 53 years..... | 6,644 | 6,451 | 4,009 | 4,129 | 2,635 | 2,322 | 3,192 | 3,280 | 618 | 669 | 2,626 | 2,319 | 208 | 183 | 201 | 188 |
| 54 years..... | 6,808 | 6,755 | 4,075 | 4,251 | 2,733 | 2,504 | 3,291 | 3,401 | 587 | 658 | 2,727 | 2,504 | 208 | 192 | 199 | 192 |
| 50 to 54 years.. | 40,110 | 38,805 | 23,257 | 23,660 | 16,853 | 15,145 | 18,033 | 18,140 | 3,952 | 4,151 | 16,791 | 15,136 | 1,334 | 1,378 | 1,283 | 1,378 |
| 55 years..... | 8,054 | 7,681 | 4,493 | 4,378 | 3,561 | 3,303 | 3,597 | 3,483 | 620 | 653 | 3,547 | 3,302 | 290 | 243 | 275 | 243 |
| 56 years..... | 6,384 | 6,171 | 3,793 | 3,368 | 2,591 | 2,308 | 3,063 | 3,134 | 525 | 560 | 2,584 | 2,307 | 212 | 170 | 204 | 170 |
| 57 years..... | 5,284 | 5,284 | 3,168 | 3,355 | 2,116 | 1,929 | 2,642 | 2,752 | 401 | 470 | 2,112 | 1,928 | 129 | 134 | 125 | 134 |
| 58 years..... | 5,335 | 5,721 | 3,138 | 3,484 | 2,200 | 2,237 | 2,563 | 2,673 | 415 | 458 | 2,197 | 2,236 | 160 | 159 | 157 | 159 |
| 59 years..... | 5,071 | 5,263 | 3,143 | 3,318 | 1,928 | 1,945 | 2,603 | 2,756 | 384 | 410 | 1,925 | 1,945 | 159 | 152 | 156 | 152 |
| 55 to 59 years.. | 30,128 | 30,120 | 17,732 | 18,398 | 12,396 | 11,722 | 14,468 | 14,998 | 2,345 | 2,546 | 12,365 | 11,718 | 950 | 858 | 920 | 858 |
| 60 years..... | 7,568 | 8,116 | 3,901 | 4,193 | 3,667 | 3,923 | 3,146 | 3,355 | 480 | 539 | 3,661 | 3,920 | 281 | 302 | 277 | 302 |
| 61 years..... | 3,859 | 3,966 | 2,375 | 2,532 | 1,484 | 1,484 | 2,037 | 2,201 | 256 | 246 | 1,482 | 1,433 | 84 | 86 | 85 | 86 |
| 62 years..... | 4,433 | 4,681 | 2,676 | 2,892 | 1,757 | 1,789 | 2,301 | 2,456 | 335 | 277 | 1,755 | 1,737 | 100 | 103 | 99 | 103 |
| 63 years..... | 4,226 | 4,373 | 2,620 | 2,735 | 1,606 | 1,638 | 2,246 | 2,366 | 278 | 291 | 1,602 | 1,637 | 100 | 79 | 99 | 79 |
| 64 years..... | 3,855 | 4,149 | 2,369 | 2,566 | 1,486 | 1,583 | 2,078 | 2,202 | 223 | 255 | 1,484 | 1,583 | 70 | 109 | 69 | 109 |
| 60 to 64 years.. | 23,941 | 25,285 | 13,941 | 14,918 | 10,000 | 10,367 | 11,808 | 12,580 | 1,514 | 1,666 | 9,984 | 10,360 | 635 | 679 | 627 | 679 |
| 65 years..... | 4,602 | 5,046 | 2,483 | 2,653 | 2,119 | 2,393 | 2,127 | 2,231 | 221 | 271 | 2,115 | 2,391 | 139 | 153 | 137 | 153 |
| 66 years..... | 3,169 | 3,334 | 1,975 | 2,174 | 1,194 | 1,210 | 1,727 | 1,908 | 173 | 200 | 1,194 | 1,210 | 70 | 66 | 70 | 66 |
| 67 years..... | 3,062 | 3,280 | 1,908 | 2,073 | 1,154 | 1,207 | 1,667 | 1,817 | 161 | 182 | 1,154 | 1,205 | 80 | 76 | 80 | 76 |
| 68 years..... | 2,878 | 3,106 | 1,730 | 1,910 | 1,148 | 1,196 | 1,538 | 1,687 | 124 | 150 | 1,147 | 1,195 | 69 | 74 | 69 | 74 |
| 69 years..... | 2,551 | 2,877 | 1,589 | 1,779 | 962 | 1,098 | 1,414 | 1,567 | 116 | 138 | 960 | 1,098 | 61 | 74 | 61 | 74 |
| 65 to 69 years.. | 16,262 | 17,693 | 9,685 | 10,589 | 6,577 | 7,104 | 8,473 | 9,210 | 800 | 941 | 6,570 | 7,099 | 419 | 443 | 417 | 443 |
| 70 years..... | 3,356 | 3,857 | 1,773 | 2,071 | 1,583 | 1,786 | 1,544 | 1,769 | 104 | 160 | 1,582 | 1,786 | 126 | 142 | 126 | 142 |
| 71 years..... | 1,914 | 2,019 | 1,244 | 1,306 | 670 | 713 | 1,114 | 1,177 | 80 | 96 | 670 | 713 | 50 | 33 | 50 | 33 |
| 72 years..... | 2,187 | 2,437 | 1,377 | 1,558 | 810 | 879 | 1,252 | 1,400 | 74 | 100 | 810 | 879 | 51 | 58 | 51 | 58 |
| 73 years..... | 1,838 | 2,060 | 1,127 | 1,321 | 711 | 739 | 1,022 | 1,186 | 70 | 98 | 710 | 738 | 36 | 38 | 36 | 38 |
| 74 years..... | 1,664 | 1,854 | 1,007 | 1,228 | 657 | 626 | 922 | 1,100 | 53 | 86 | 657 | 626 | 32 | 42 | 32 | 42 |
| 70 to 74 years.. | 10,959 | 12,227 | 6,528 | 7,484 | 4,431 | 4,743 | 5,854 | 6,632 | 381 | 540 | 4,429 | 4,742 | 295 | 313 | 295 | 313 |
| 75 years..... | 1,812 | 2,205 | 1,091 | 1,349 | 721 | 856 | 966 | 1,190 | 71 | 109 | 721 | 856 | 54 | 50 | 54 | 50 |
| 76 years..... | 1,368 | 1,504 | 870 | 988 | 498 | 516 | 788 | 888 | 59 | 68 | 498 | 515 | 23 | 33 | 23 | 33 |
| 77 years..... | 1,116 | 1,195 | 738 | 822 | 378 | 373 | 664 | 740 | 50 | 63 | 378 | 373 | 24 | 19 | 24 | 19 |
| 78 years..... | 1,045 | 1,203 | 697 | 851 | 348 | 358 | 626 | 768 | 38 | 48 | 348 | 358 | 33 | 35 | 33 | 35 |
| 79 years..... | 871 | 975 | 605 | 684 | 266 | 291 | 555 | 622 | 33 | 42 | 266 | 291 | 17 | 20 | 17 | 20 |
| 75 to 79 years.. | 6,212 | 7,088 | 4,001 | 4,694 | 2,211 | 2,394 | 3,599 | 4,208 | 251 | 330 | 2,211 | 2,393 | 151 | 157 | 151 | 157 |
| 80 years..... | 926 | 1,230 | 589 | 816 | 337 | 414 | 518 | 722 | 42 | 47 | 337 | 414 | 29 | 47 | 29 | 47 |
| 81 years..... | 609 | 693 | 430 | 502 | 179 | 191 | 404 | 468 | 17 | 26 | 179 | 190 | 9 | 14 | 9 | 14 |
| 82 years..... | 496 | 664 | 363 | 512 | 133 | 152 | 328 | 458 | 20 | 27 | 133 | 152 | 15 | 27 | 15 | 27 |
| 83 years..... | 365 | 554 | 273 | 440 | 92 | 114 | 243 | 406 | 19 | 18 | 92 | 114 | 11 | 16 | 11 | 16 |
| 84 years..... | 342 | 465 | 251 | 345 | 91 | 120 | 227 | 317 | 17 | 20 | 91 | 120 | 7 | 8 | 7 | 8 |
| 80 to 84 years.. | 2,738 | 3,606 | 1,906 | 2,615 | 832 | 991 | 1,720 | 2,366 | 115 | 138 | 832 | 990 | 71 | 112 | 71 | 112 |
| 85 years..... | 280 | 413 | 192 | 308 | 88 | 105 | 173 | 267 | 12 | 23 | 88 | 105 | 7 | 18 | 7 | 18 |
| 86 years..... | 201 | 302 | 147 | 239 | 54 | 63 | 130 | 210 | 8 | 20 | 54 | 63 | 9 | 9 | 9 | 9 |
| 87 years..... | 173 | 287 | 133 | 231 | 40 | 56 | 113 | 204 | 14 | 16 | 40 | 56 | 6 | 11 | 6 | 11 |
| 88 years..... | 107 | 194 | 78 | 146 | 29 | 48 | 69 | 130 | 5 | 11 | 29 | 48 | 4 | 5 | 4 | 5 |
| 89 years..... | 95 | 136 | 75 | 102 | 20 | 34 | 65 | 90 | 6 | 5 | 20 | 34 | 4 | 7 | 4 | 7 |
| 85 to 89 years.. | 856 | 1,332 | 625 | 1,026 | 231 | 306 | 550 | 901 | 45 | 75 | 231 | 306 | 30 | 50 | 30 | 50 |
| 90 years..... | 74 | 164 | 52 | 117 | 22 | 47 | 48 | 95 | 1 | 6 | 22 | 47 | 3 | 16 | 3 | 16 |
| 91 years..... | 31 | 61 | 29 | 50 | 2 | 11 | 26 | 40 | 1 | 3 | 2 | 11 | 2 | 7 | 2 | 7 |
| 92 years..... | 23 | 72 | 23 | 58 | 5 | 14 | 22 | 49 | 1 | 5 | 5 | 14 | 4 | 4 | 4 | 4 |
| 93 years..... | 23 | 42 | 17 | 30 | 6 | 12 | 16 | 25 | 2 | 6 | 6 | 12 | 1 | 3 | 1 | 3 |
| 94 years..... | 12 | 23 | 9 | 19 | 3 | 4 | 9 | 16 | | 1 | 3 | 4 | | 2 | | 2 |
| 90 to 94 years.. | 168 | 362 | 130 | 274 | 38 | 88 | 121 | 225 | 3 | 17 | 38 | 88 | 6 | 32 | 6 | 32 |
| 95 years..... | 12 | 21 | 8 | 15 | 4 | 6 | 5 | 11 | 1 | 1 | 4 | 6 | 2 | 3 | 2 | 3 |
| 96 years..... | 8 | 14 | 6 | 10 | 2 | 4 | 4 | 10 | | | 2 | 4 | 1 | 1 | | 1 |
| 97 years..... | 6 | 11 | 5 | 10 | 1 | 2 | 2 | 5 | | | 1 | 1 | | | | |
| 98 years..... | 6 | 10 | 4 | 8 | 1 | 2 | 2 | 5 | | | 2 | 2 | | | | |
| 99 years..... | 1 | 4 | 1 | 3 | | 1 | | 2 | | | | 1 | | | | |
| 95 to 99 years.. | 33 | 60 | 24 | 46 | 9 | 14 | 16 | 36 | 2 | 3 | 9 | 14 | 6 | 7 | 6 | 7 |
| 100 years and over | 5 | 16 | 5 | 10 | | 6 | 3 | 4 | | 1 | | 6 | 2 | 5 | 2 | 5 |
| Age unknown.... | 2,494 | 1,285 | 1,568 | 1,062 | 926 | 223 | 967 | 606 | 81 | 80 | 919 | 221 | 527 | 378 | 524 | 378 |

¹Persons of negro descent, Chinese, Japanese, and Indians.

²Includes all persons of negro descent.

STATISTICS OF POPULATION.

TABLE 2.—AGES OF THE AGGREGATE POPULATION, CLASSIFIED BY SEX,
NEW MEXICO.

| AGES. | AGGREGATE. | | NATIVE BORN. | | FOREIGN BORN. | | NATIVE WHITE— NATIVE PARENTS. | | NATIVE WHITE— FOREIGN PARENTS. | | FOREIGN WHITE. | | TOTAL COLORED. ¹ | | NEGRO. ² | |
|---------------------|------------|---------------|--------------|---------------|---------------|---------------|----------------------------------|---------------|-----------------------------------|---------------|-------------------|---------------|--------------------------------|---------------|---------------------|---------------|
| | Males. | Fe- males. | Males. | Fe- males. | Males. | Fe- males. | Males. | Fe- males. | Males. | Fe- males. | Males. | Fe- males. | Males. | Fe- males. | Males. | Fe- males. |
| All ages ... | 104,228 | 91,082 | 95,616 | 86,069 | 8,612 | 5,013 | 78,245 | 70,784 | 9,521 | 8,396 | 8,270 | 4,991 | 8,192 | 6,911 | 1,023 | 587 |
| Under 1 month ... | 293 | 298 | 292 | 298 | 1 | 1 | 247 | 246 | 27 | 39 | 1 | 1 | 18 | 13 | 1 | 1 |
| 1 to 2 months..... | 685 | 641 | 684 | 641 | 1 | 1 | 559 | 525 | 78 | 69 | 1 | 1 | 47 | 47 | 3 | 4 |
| 3 to 5 months..... | 769 | 812 | 769 | 808 | 4 | 4 | 617 | 645 | 102 | 108 | 4 | 4 | 50 | 55 | 3 | 2 |
| 6 to 8 months..... | 650 | 643 | 646 | 641 | 4 | 2 | 536 | 512 | 76 | 87 | 4 | 2 | 34 | 42 | 2 | 3 |
| 9 to 11 months..... | 697 | 671 | 694 | 664 | 3 | 7 | 555 | 551 | 90 | 70 | 3 | 7 | 49 | 43 | 3 | 2 |
| Under 1 year.. | 3,094 | 3,065 | 3,085 | 3,052 | 9 | 13 | 2,514 | 2,479 | 373 | 373 | 9 | 13 | 198 | 200 | 11 | 11 |
| 1 year..... | 2,692 | 2,574 | 2,681 | 2,562 | 11 | 12 | 2,229 | 2,086 | 258 | 301 | 11 | 12 | 194 | 175 | 7 | 3 |
| 2 years..... | 2,713 | 2,619 | 2,697 | 2,600 | 16 | 19 | 2,189 | 2,108 | 301 | 301 | 16 | 19 | 207 | 191 | 11 | 10 |
| 3 years..... | 2,660 | 2,487 | 2,640 | 2,456 | 20 | 31 | 2,168 | 2,006 | 287 | 285 | 20 | 30 | 185 | 166 | 9 | 15 |
| 4 years..... | 2,626 | 2,697 | 2,598 | 2,664 | 28 | 33 | 2,081 | 2,173 | 319 | 307 | 28 | 33 | 198 | 184 | 9 | 9 |
| 1 to 4 years ... | 10,691 | 10,377 | 10,616 | 10,282 | 75 | 95 | 8,667 | 8,373 | 1,165 | 1,194 | 75 | 94 | 784 | 716 | 36 | 37 |
| 5 years..... | 2,950 | 2,712 | 2,909 | 2,678 | 41 | 34 | 2,397 | 2,199 | 350 | 296 | 41 | 34 | 182 | 183 | 7 | 12 |
| 6 years..... | 2,807 | 2,792 | 2,767 | 2,756 | 40 | 36 | 2,285 | 2,285 | 305 | 328 | 40 | 36 | 177 | 193 | 7 | 12 |
| 7 years..... | 2,764 | 2,779 | 2,708 | 2,740 | 61 | 39 | 2,201 | 2,229 | 300 | 324 | 61 | 39 | 202 | 187 | 12 | 7 |
| 8 years..... | 2,681 | 2,684 | 2,634 | 2,636 | 47 | 48 | 2,151 | 2,132 | 269 | 306 | 47 | 48 | 214 | 198 | 11 | 13 |
| 9 years..... | 2,422 | 2,210 | 2,366 | 2,162 | 56 | 48 | 1,931 | 1,782 | 241 | 229 | 56 | 48 | 194 | 151 | 9 | 9 |
| 5 to 9 years ... | 13,624 | 13,177 | 13,379 | 12,972 | 245 | 205 | 10,965 | 10,577 | 1,445 | 1,488 | 245 | 205 | 969 | 912 | 46 | 53 |
| 10 years..... | 2,450 | 2,412 | 2,397 | 2,353 | 58 | 59 | 1,917 | 1,893 | 276 | 255 | 58 | 59 | 204 | 205 | 17 | 16 |
| 11 years..... | 2,221 | 2,024 | 2,169 | 1,978 | 52 | 46 | 1,765 | 1,642 | 236 | 204 | 52 | 46 | 168 | 132 | 9 | 13 |
| 12 years..... | 2,438 | 2,273 | 2,378 | 2,210 | 65 | 63 | 1,932 | 1,804 | 225 | 228 | 65 | 63 | 216 | 178 | 8 | 9 |
| 13 years..... | 1,997 | 1,921 | 1,949 | 1,867 | 48 | 54 | 1,609 | 1,546 | 193 | 202 | 48 | 53 | 147 | 120 | 10 | 11 |
| 14 years..... | 2,053 | 2,055 | 2,008 | 1,992 | 50 | 63 | 1,628 | 1,626 | 186 | 206 | 50 | 63 | 194 | 160 | 8 | 10 |
| 10 to 14 years.. | 11,164 | 10,685 | 10,896 | 10,400 | 268 | 285 | 8,851 | 8,511 | 1,116 | 1,095 | 268 | 284 | 929 | 795 | 52 | 59 |
| 15 years..... | 2,056 | 2,047 | 1,986 | 1,979 | 70 | 68 | 1,603 | 1,638 | 191 | 181 | 69 | 68 | 193 | 160 | 10 | 12 |
| 16 years..... | 1,898 | 1,817 | 1,837 | 1,768 | 61 | 49 | 1,474 | 1,447 | 196 | 185 | 60 | 49 | 168 | 136 | 14 | 11 |
| 17 years..... | 1,706 | 1,652 | 1,652 | 1,560 | 54 | 64 | 1,356 | 1,289 | 158 | 166 | 53 | 64 | 139 | 105 | 10 | 11 |
| 18 years..... | 1,685 | 1,623 | 1,613 | 1,539 | 72 | 84 | 1,245 | 1,182 | 186 | 169 | 71 | 84 | 133 | 138 | 15 | 12 |
| 19 years..... | 1,463 | 1,555 | 1,402 | 1,492 | 61 | 63 | 1,096 | 1,198 | 149 | 165 | 60 | 63 | 158 | 129 | 25 | 20 |
| 15 to 19 years.. | 8,808 | 8,666 | 8,490 | 8,333 | 313 | 323 | 6,774 | 6,754 | 880 | 866 | 313 | 323 | 841 | 718 | 74 | 66 |
| 20 years..... | 1,780 | 1,808 | 1,668 | 1,728 | 112 | 80 | 1,303 | 1,366 | 160 | 160 | 109 | 79 | 208 | 203 | 29 | 22 |
| 21 years..... | 1,588 | 1,276 | 1,477 | 1,203 | 111 | 73 | 1,204 | 1,003 | 162 | 135 | 109 | 73 | 113 | 65 | 30 | 10 |
| 22 years..... | 1,798 | 1,533 | 1,637 | 1,439 | 111 | 94 | 1,388 | 1,220 | 163 | 136 | 111 | 94 | 136 | 83 | 37 | 7 |
| 23 years..... | 1,753 | 1,608 | 1,615 | 1,413 | 138 | 95 | 1,340 | 1,166 | 172 | 167 | 138 | 95 | 105 | 80 | 31 | 18 |
| 24 years..... | 1,811 | 1,733 | 1,666 | 1,630 | 145 | 103 | 1,356 | 1,312 | 163 | 175 | 143 | 103 | 149 | 143 | 42 | 16 |
| 20 to 24 years.. | 8,730 | 7,858 | 8,113 | 7,413 | 617 | 445 | 6,591 | 6,067 | 820 | 773 | 608 | 444 | 711 | 574 | 169 | 78 |
| 25 years..... | 1,953 | 1,853 | 1,795 | 1,721 | 158 | 132 | 1,394 | 1,387 | 198 | 158 | 156 | 132 | 205 | 176 | 38 | 17 |
| 26 years..... | 1,746 | 1,572 | 1,568 | 1,465 | 178 | 107 | 1,227 | 1,161 | 172 | 159 | 174 | 107 | 173 | 145 | 40 | 17 |
| 27 years..... | 1,674 | 1,367 | 1,413 | 1,259 | 161 | 108 | 1,120 | 1,081 | 184 | 140 | 158 | 107 | 112 | 89 | 31 | 16 |
| 28 years..... | 1,634 | 1,467 | 1,455 | 1,361 | 179 | 106 | 1,141 | 1,091 | 147 | 149 | 173 | 105 | 178 | 122 | 24 | 10 |
| 29 years..... | 1,641 | 1,350 | 1,373 | 1,239 | 168 | 111 | 1,099 | 1,011 | 168 | 126 | 162 | 111 | 112 | 102 | 17 | 14 |
| 25 to 29 years.. | 8,448 | 7,609 | 7,604 | 7,045 | 844 | 564 | 5,981 | 5,681 | 869 | 732 | 823 | 562 | 775 | 684 | 150 | 74 |
| 30 years..... | 2,275 | 1,910 | 1,963 | 1,736 | 312 | 174 | 1,547 | 1,386 | 196 | 162 | 307 | 173 | 225 | 189 | 32 | 28 |
| 31 years..... | 1,153 | 966 | 1,017 | 889 | 141 | 77 | 842 | 752 | 116 | 91 | 137 | 77 | 63 | 46 | 17 | 8 |
| 32 years..... | 1,415 | 1,130 | 1,222 | 1,022 | 193 | 108 | 1,015 | 866 | 128 | 102 | 185 | 108 | 87 | 54 | 15 | 8 |
| 33 years..... | 1,260 | 1,021 | 1,059 | 897 | 201 | 124 | 863 | 757 | 129 | 98 | 195 | 124 | 73 | 42 | 17 | 8 |
| 34 years..... | 1,323 | 1,164 | 1,140 | 1,052 | 188 | 112 | 946 | 853 | 120 | 97 | 174 | 111 | 83 | 103 | 13 | 11 |
| 30 to 34 years.. | 7,436 | 6,191 | 6,401 | 5,596 | 1,085 | 595 | 5,213 | 4,614 | 689 | 550 | 998 | 593 | 536 | 434 | 94 | 63 |
| 35 years..... | 1,843 | 1,477 | 1,556 | 1,323 | 237 | 149 | 1,273 | 1,111 | 153 | 114 | 274 | 149 | 143 | 103 | 35 | 16 |
| 36 years..... | 1,325 | 1,079 | 1,091 | 967 | 234 | 112 | 915 | 793 | 116 | 97 | 216 | 111 | 78 | 78 | 22 | 8 |
| 37 years..... | 1,232 | 968 | 1,043 | 880 | 139 | 88 | 893 | 753 | 95 | 85 | 179 | 88 | 65 | 42 | 16 | 8 |
| 38 years..... | 1,649 | 1,196 | 1,442 | 1,085 | 207 | 111 | 1,159 | 916 | 145 | 90 | 194 | 111 | 151 | 79 | 28 | 9 |
| 39 years..... | 1,401 | 1,079 | 1,201 | 989 | 200 | 90 | 981 | 849 | 125 | 78 | 181 | 90 | 114 | 62 | 14 | 8 |
| 35 to 39 years.. | 7,450 | 5,799 | 6,333 | 5,249 | 1,117 | 550 | 5,221 | 4,422 | 634 | 464 | 1,044 | 549 | 551 | 364 | 115 | 49 |
| 40 years..... | 2,155 | 1,753 | 1,795 | 1,563 | 360 | 190 | 1,468 | 1,280 | 163 | 118 | 331 | 189 | 193 | 166 | 28 | 13 |
| 41 years..... | 943 | 707 | 816 | 633 | 127 | 74 | 677 | 533 | 101 | 55 | 117 | 74 | 48 | 45 | 10 | 5 |
| 42 years..... | 1,097 | 773 | 916 | 705 | 131 | 68 | 758 | 580 | 90 | 73 | 177 | 68 | 72 | 52 | 17 | 5 |
| 43 years..... | 955 | 659 | 814 | 583 | 141 | 71 | 687 | 515 | 93 | 47 | 132 | 71 | 43 | 26 | 15 | 6 |
| 44 years..... | 1,102 | 804 | 942 | 728 | 160 | 76 | 793 | 613 | 91 | 46 | 150 | 76 | 68 | 69 | 15 | 6 |
| 40 to 44 years.. | 6,252 | 4,696 | 5,233 | 4,217 | 969 | 479 | 4,333 | 3,621 | 538 | 339 | 907 | 473 | 424 | 358 | 85 | 35 |
| 45 years..... | 1,483 | 1,070 | 1,251 | 976 | 237 | 94 | 1,046 | 838 | 90 | 55 | 222 | 94 | 130 | 88 | 17 | 6 |
| 46 years..... | 846 | 654 | 719 | 585 | 127 | 69 | 607 | 491 | 63 | 35 | 113 | 69 | 63 | 59 | 12 | 3 |
| 47 years..... | 849 | 600 | 724 | 523 | 125 | 72 | 635 | 463 | 50 | 40 | 116 | 70 | 48 | 27 | 7 | 2 |
| 48 years..... | 999 | 725 | 854 | 652 | 145 | 73 | 673 | 536 | 76 | 39 | 132 | 72 | 118 | 73 | 11 | 4 |
| 49 years..... | 882 | 709 | 753 | 624 | 129 | 85 | 629 | 523 | 71 | 40 | 123 | 84 | 59 | 62 | 10 | 6 |
| 45 to 49 years.. | 5,064 | 3,758 | 4,301 | 3,365 | 763 | 393 | 3,590 | 2,851 | 350 | 209 | 706 | 389 | 418 | 309 | 57 | 21 |

¹ Persons of negro descent Chinese, Japanese, and Indians.² Includes all persons of negro descent.

GENERAL NATIVITY, AND COLOR, BY STATES AND TERRITORIES: 1900—Continued.

NEW MEXICO.

| AGES. | AGGREGATE. | | NATIVE BORN. | | FOREIGN BORN. | | NATIVE WHITE— NATIVE PARENTS. | | NATIVE WHITE— FOREIGN PARENTS. | | FOREIGN WHITE. | | TOTAL COLORED. ¹ | | NEGRO. ² | |
|---------------------|------------|---------------|--------------|---------------|---------------|---------------|----------------------------------|---------------|-----------------------------------|---------------|----------------|---------------|--------------------------------|---------------|---------------------|---------------|
| | Males. | Fe- males. | Males. | Fe- males. | Males. | Fe- males. | Males. | Fe- males. | Males. | Fe- males. | Males. | Fe- males. | Males. | Fe- males. | Males. | Fe- males. |
| 50 years..... | 1,499 | 1,187 | 1,248 | 1,038 | 251 | 149 | 1,041 | 861 | 75 | 51 | 238 | 148 | 145 | 127 | 15 | 5 |
| 51 years..... | 626 | 398 | 532 | 348 | 94 | 50 | 454 | 311 | 42 | 22 | 90 | 49 | 40 | 16 | 12 | 2 |
| 52 years..... | 756 | 440 | 612 | 380 | 144 | 60 | 500 | 330 | 53 | 19 | 140 | 60 | 63 | 31 | 12 | 4 |
| 53 years..... | 586 | 365 | 463 | 324 | 123 | 41 | 420 | 287 | 31 | 16 | 117 | 41 | 18 | 21 | 6 | 1 |
| 54 years..... | 683 | 481 | 508 | 441 | 130 | 40 | 422 | 379 | 47 | 22 | 125 | 40 | 39 | 40 | 9 | 3 |
| 50 to 54 years.. | 4,100 | 2,871 | 3,358 | 2,531 | 742 | 340 | 2,837 | 2,168 | 248 | 130 | 710 | 338 | 305 | 235 | 54 | 15 |
| 55 years..... | 839 | 590 | 688 | 524 | 151 | 66 | 596 | 446 | 40 | 21 | 138 | 66 | 65 | 57 | 8 | 5 |
| 56 years..... | 614 | 364 | 488 | 323 | 126 | 41 | 428 | 282 | 40 | 13 | 125 | 41 | 21 | 28 | 5 | 3 |
| 57 years..... | 467 | 266 | 366 | 228 | 101 | 38 | 318 | 203 | 30 | 10 | 95 | 37 | 24 | 16 | 2 | 1 |
| 58 years..... | 524 | 408 | 422 | 361 | 102 | 47 | 351 | 301 | 27 | 11 | 99 | 47 | 47 | 49 | 5 | 2 |
| 59 years..... | 478 | 355 | 387 | 307 | 91 | 48 | 314 | 267 | 28 | 15 | 85 | 47 | 51 | 26 | 4 | 2 |
| 55 to 59 years.. | 2,922 | 1,983 | 2,351 | 1,743 | 571 | 240 | 2,007 | 1,499 | 165 | 70 | 542 | 238 | 208 | 176 | 24 | 13 |
| 60 years..... | 941 | 784 | 768 | 703 | 173 | 81 | 652 | 609 | 29 | 17 | 171 | 81 | 39 | 77 | 6 | 4 |
| 61 years..... | 325 | 192 | 275 | 172 | 50 | 20 | 244 | 154 | 15 | 8 | 49 | 20 | 17 | 10 | 4 | 1 |
| 62 years..... | 394 | 308 | 321 | 266 | 73 | 37 | 325 | 232 | 13 | 6 | 69 | 37 | 22 | 28 | 2 | 1 |
| 63 years..... | 414 | 281 | 343 | 205 | 71 | 26 | 317 | 189 | 15 | 7 | 71 | 26 | 11 | 9 | 2 | 1 |
| 64 years..... | 416 | 216 | 352 | 197 | 64 | 19 | 306 | 164 | 18 | 8 | 63 | 19 | 29 | 25 | 2 | 1 |
| 60 to 64 years.. | 2,490 | 1,726 | 2,059 | 1,543 | 431 | 183 | 1,804 | 1,343 | 95 | 46 | 423 | 183 | 168 | 149 | 16 | 6 |
| 65 years..... | 536 | 385 | 446 | 352 | 90 | 33 | 379 | 295 | 20 | 12 | 90 | 33 | 47 | 45 | 3 | 3 |
| 66 years..... | 282 | 173 | 282 | 162 | 50 | 11 | 209 | 138 | 15 | 7 | 50 | 11 | 8 | 17 | 1 | 2 |
| 67 years..... | 255 | 150 | 209 | 125 | 46 | 25 | 194 | 113 | 10 | 4 | 46 | 25 | 5 | 8 | 1 | 1 |
| 68 years..... | 260 | 161 | 218 | 141 | 42 | 20 | 177 | 109 | 17 | 4 | 41 | 20 | 25 | 28 | 1 | 1 |
| 69 years..... | 283 | 162 | 282 | 151 | 51 | 11 | 201 | 131 | 9 | 6 | 51 | 11 | 22 | 14 | 1 | 1 |
| 65 to 69 years.. | 1,616 | 1,031 | 1,337 | 931 | 279 | 100 | 1,160 | 786 | 71 | 33 | 273 | 100 | 107 | 112 | 6 | 6 |
| 70 years..... | 463 | 352 | 396 | 317 | 67 | 35 | 320 | 261 | 11 | 7 | 66 | 35 | 66 | 49 | 2 | 1 |
| 71 years..... | 125 | 67 | 105 | 57 | 20 | 10 | 92 | 48 | 6 | 2 | 20 | 10 | 7 | 7 | 1 | 1 |
| 72 years..... | 131 | 77 | 115 | 70 | 16 | 7 | 99 | 61 | 3 | 2 | 15 | 6 | 14 | 8 | 1 | 1 |
| 73 years..... | 114 | 62 | 99 | 54 | 15 | 8 | 90 | 46 | 4 | 1 | 14 | 7 | 6 | 6 | 1 | 1 |
| 74 years..... | 114 | 76 | 99 | 66 | 15 | 10 | 84 | 53 | 5 | 3 | 15 | 10 | 10 | 10 | 1 | 1 |
| 70 to 74 years.. | 947 | 634 | 814 | 564 | 133 | 70 | 635 | 469 | 29 | 15 | 130 | 68 | 103 | 82 | 3 | 2 |
| 75 years..... | 187 | 138 | 168 | 126 | 19 | 12 | 133 | 92 | 2 | 3 | 19 | 12 | 33 | 31 | 1 | 1 |
| 76 years..... | 98 | 45 | 80 | 37 | 18 | 8 | 70 | 30 | 4 | 3 | 17 | 8 | 7 | 7 | 1 | 1 |
| 77 years..... | 66 | 25 | 54 | 22 | 12 | 3 | 50 | 20 | 2 | 2 | 11 | 3 | 3 | 3 | 1 | 1 |
| 78 years..... | 72 | 37 | 59 | 35 | 13 | 2 | 50 | 24 | 3 | 2 | 12 | 2 | 7 | 11 | 1 | 1 |
| 79 years..... | 77 | 50 | 67 | 40 | 10 | 10 | 63 | 33 | 2 | 2 | 10 | 10 | 2 | 5 | 1 | 1 |
| 75 to 79 years.. | 500 | 295 | 423 | 260 | 72 | 35 | 366 | 199 | 13 | 7 | 69 | 35 | 52 | 54 | 1 | 1 |
| 80 years..... | 136 | 138 | 119 | 121 | 17 | 17 | 92 | 96 | 4 | 1 | 16 | 16 | 24 | 26 | 1 | 1 |
| 81 years..... | 27 | 28 | 21 | 21 | 6 | 7 | 18 | 18 | 1 | 1 | 6 | 6 | 2 | 4 | 1 | 1 |
| 82 years..... | 38 | 23 | 33 | 18 | 5 | 5 | 28 | 12 | 1 | 1 | 5 | 4 | 4 | 7 | 1 | 1 |
| 83 years..... | 23 | 21 | 18 | 16 | 5 | 5 | 18 | 9 | 1 | 1 | 5 | 5 | 2 | 5 | 1 | 1 |
| 84 years..... | 24 | 15 | 20 | 15 | 4 | 4 | 18 | 12 | 1 | 1 | 4 | 4 | 2 | 2 | 1 | 1 |
| 80 to 84 years.. | 248 | 225 | 211 | 191 | 37 | 34 | 174 | 147 | 6 | 3 | 36 | 31 | 32 | 44 | 1 | 1 |
| 85 years..... | 46 | 28 | 41 | 25 | 5 | 3 | 32 | 17 | 1 | 1 | 4 | 3 | 9 | 8 | 1 | 1 |
| 86 years..... | 15 | 9 | 15 | 8 | 1 | 1 | 13 | 6 | 1 | 1 | 1 | 1 | 1 | 1 | 1 | 1 |
| 87 years..... | 9 | 7 | 8 | 7 | 1 | 1 | 8 | 6 | 1 | 1 | 1 | 1 | 1 | 1 | 1 | 1 |
| 88 years..... | 10 | 4 | 9 | 4 | 1 | 1 | 8 | 3 | 1 | 1 | 1 | 1 | 1 | 1 | 1 | 1 |
| 89 years..... | 17 | 12 | 13 | 12 | 4 | 4 | 9 | 9 | 1 | 1 | 4 | 4 | 4 | 3 | 1 | 1 |
| 85 to 89 years.. | 97 | 60 | 86 | 56 | 11 | 4 | 70 | 41 | 2 | 1 | 10 | 4 | 15 | 15 | 1 | 1 |
| 90 years..... | 33 | 38 | 29 | 33 | 4 | 5 | 20 | 13 | 1 | 1 | 4 | 5 | 9 | 18 | 1 | 1 |
| 91 years..... | 6 | 6 | 6 | 6 | 1 | 1 | 3 | 5 | 1 | 1 | 1 | 1 | 3 | 1 | 1 | 1 |
| 92 years..... | 9 | 5 | 9 | 5 | 1 | 1 | 6 | 4 | 1 | 1 | 1 | 1 | 3 | 1 | 1 | 1 |
| 93 years..... | 6 | 1 | 4 | 1 | 1 | 1 | 4 | 1 | 1 | 1 | 1 | 1 | 2 | 1 | 1 | 1 |
| 94 years..... | 9 | 6 | 8 | 6 | 1 | 1 | 5 | 5 | 1 | 1 | 1 | 1 | 3 | 1 | 1 | 1 |
| 90 to 94 years.. | 63 | 56 | 56 | 51 | 7 | 5 | 38 | 28 | 1 | 1 | 7 | 5 | 18 | 21 | 1 | 1 |
| 95 years..... | 5 | 6 | 5 | 6 | 1 | 1 | 3 | 6 | 1 | 1 | 1 | 1 | 2 | 1 | 1 | 1 |
| 96 years..... | 4 | 3 | 3 | 3 | 1 | 1 | 3 | 2 | 1 | 1 | 1 | 1 | 1 | 1 | 1 | 1 |
| 97 years..... | 3 | 4 | 1 | 3 | 2 | 1 | 2 | 2 | 1 | 1 | 2 | 1 | 1 | 1 | 1 | 1 |
| 98 years..... | 5 | 3 | 5 | 3 | 1 | 1 | 3 | 3 | 1 | 1 | 1 | 1 | 2 | 1 | 1 | 1 |
| 99 years..... | 18 | 3 | 12 | 3 | 6 | 1 | 9 | 1 | 1 | 1 | 6 | 1 | 3 | 2 | 1 | 1 |
| 95 to 99 years.. | 35 | 19 | 26 | 18 | 9 | 1 | 18 | 14 | 1 | 1 | 9 | 1 | 8 | 4 | 1 | 1 |
| 100 years and over. | 10 | 10 | 9 | 8 | 1 | 2 | 6 | 7 | 1 | 1 | 1 | 2 | 3 | 1 | 1 | 1 |
| Age unknown.... | 439 | 291 | 380 | 244 | 59 | 47 | 330 | 228 | 13 | 12 | 59 | 47 | 37 | 4 | 29 | 2 |

¹ Persons of negro descent, Chinese, Japanese, and Indians.

² Includes all persons of negro descent.

STATISTICS OF POPULATION.

TABLE 2.—AGES OF THE AGGREGATE POPULATION, CLASSIFIED BY SEX,
NEW YORK.

| AGES. | AGGREGATE. | | NATIVE BORN. | | FOREIGN BORN. | | NATIVE WHITE— NATIVE PARENTS. | | NATIVE WHITE— FOREIGN PARENTS. | | FOREIGN WHITE. | | TOTAL COLORED. ¹ | | NEGRO. ² | |
|--------------------|------------|---------------|--------------|---------------|---------------|---------------|----------------------------------|---------------|-----------------------------------|---------------|-------------------|---------------|--------------------------------|---------------|---------------------|---------------|
| | Males. | Fe- males. | Males. | Fe- males. | Males. | Fe- males. | Males. | Fe- males. | Males. | Fe- males. | Males. | Fe- males. | Males. | Fe- males. | Males. | Fe- males. |
| All ages | 3,614,780 | 3,654,114 | 2,651,815 | 2,716,654 | 962,965 | 937,460 | 1,417,769 | 1,433,744 | 1,186,562 | 1,229,283 | 953,785 | 935,738 | 56,664 | 55,349 | 46,618 | 52,614 |
| Under 1 month.... | 6,478 | 6,333 | 6,466 | 6,317 | 12 | 16 | 2,902 | 2,874 | 3,468 | 3,352 | 12 | 16 | 96 | 91 | 84 | 80 |
| 1 to 2 months.... | 13,711 | 13,328 | 13,689 | 13,303 | 22 | 20 | 6,082 | 6,019 | 7,433 | 7,075 | 22 | 20 | 174 | 214 | 158 | 191 |
| 3 to 5 months.... | 20,583 | 20,263 | 20,494 | 20,191 | 89 | 72 | 8,715 | 8,639 | 11,513 | 11,239 | 89 | 72 | 266 | 263 | 245 | 236 |
| 6 to 8 months.... | 20,149 | 20,030 | 20,039 | 19,914 | 110 | 116 | 8,332 | 8,700 | 10,992 | 10,963 | 110 | 116 | 215 | 251 | 199 | 231 |
| 9 to 11 months.... | 19,552 | 19,094 | 19,407 | 18,961 | 145 | 133 | 9,037 | 8,637 | 10,166 | 10,051 | 145 | 132 | 204 | 224 | 192 | 205 |
| Under 1 year.. | 80,473 | 79,048 | 80,095 | 78,691 | 378 | 357 | 35,568 | 34,969 | 43,572 | 42,680 | 378 | 356 | 955 | 1,043 | 878 | 943 |
| 1 year..... | 71,476 | 70,470 | 70,630 | 69,690 | 846 | 780 | 32,169 | 32,157 | 37,705 | 36,680 | 843 | 778 | 759 | 855 | 689 | 765 |
| 2 years..... | 76,003 | 75,073 | 74,795 | 73,870 | 1,208 | 1,208 | 34,063 | 33,574 | 39,907 | 39,379 | 1,205 | 1,199 | 828 | 921 | 758 | 843 |
| 3 years..... | 78,035 | 75,257 | 74,395 | 73,646 | 1,640 | 1,611 | 33,966 | 33,216 | 39,680 | 39,593 | 1,633 | 1,606 | 756 | 842 | 674 | 761 |
| 4 years..... | 75,137 | 74,518 | 73,148 | 72,609 | 1,989 | 1,909 | 33,631 | 33,125 | 38,759 | 38,664 | 1,984 | 1,900 | 763 | 829 | 679 | 772 |
| 1 to 4 years ... | 298,651 | 295,318 | 292,968 | 289,815 | 5,683 | 5,603 | 183,829 | 182,072 | 156,051 | 154,316 | 5,665 | 5,433 | 3,106 | 3,447 | 2,800 | 3,141 |
| 5 years..... | 73,563 | 73,627 | 71,308 | 71,356 | 2,255 | 2,271 | 33,223 | 32,994 | 37,339 | 37,623 | 2,252 | 2,264 | 749 | 746 | 692 | 665 |
| 6 years..... | 74,427 | 73,476 | 71,775 | 70,904 | 2,652 | 2,572 | 33,490 | 32,941 | 37,533 | 37,191 | 2,646 | 2,569 | 758 | 785 | 685 | 705 |
| 7 years..... | 72,192 | 71,588 | 69,066 | 68,384 | 3,136 | 3,204 | 32,671 | 32,059 | 35,687 | 35,542 | 3,131 | 3,197 | 703 | 790 | 642 | 716 |
| 8 years..... | 69,800 | 69,691 | 65,912 | 65,996 | 3,883 | 3,895 | 31,820 | 31,525 | 33,354 | 33,721 | 3,873 | 3,885 | 763 | 760 | 678 | 690 |
| 9 years..... | 67,852 | 67,806 | 63,163 | 62,473 | 4,689 | 4,833 | 30,765 | 30,378 | 31,731 | 31,343 | 4,680 | 4,821 | 676 | 764 | 607 | 702 |
| 5 to 9 years ... | 357,334 | 355,888 | 341,214 | 339,113 | 16,620 | 16,775 | 161,969 | 159,897 | 175,644 | 175,420 | 16,582 | 16,726 | 3,639 | 3,845 | 3,304 | 3,478 |
| 10 years..... | 68,633 | 68,361 | 62,852 | 62,823 | 5,781 | 5,538 | 31,298 | 30,968 | 30,796 | 31,092 | 5,764 | 5,525 | 775 | 776 | 701 | 719 |
| 11 years..... | 64,498 | 63,790 | 58,748 | 57,992 | 5,750 | 5,798 | 29,611 | 29,059 | 28,511 | 28,222 | 5,734 | 5,737 | 642 | 722 | 574 | 659 |
| 12 years..... | 64,543 | 64,097 | 57,751 | 57,436 | 6,792 | 6,661 | 29,474 | 28,748 | 27,642 | 27,950 | 6,773 | 6,652 | 654 | 747 | 578 | 700 |
| 13 years..... | 61,179 | 61,849 | 54,047 | 54,313 | 7,132 | 7,031 | 28,072 | 27,766 | 25,438 | 25,840 | 7,117 | 7,016 | 602 | 727 | 563 | 662 |
| 14 years..... | 63,688 | 63,650 | 55,538 | 55,273 | 8,150 | 8,377 | 28,776 | 28,268 | 26,114 | 26,252 | 8,128 | 8,363 | 670 | 767 | 620 | 717 |
| 10 to 14 years.. | 322,541 | 321,247 | 288,936 | 287,842 | 33,605 | 33,405 | 147,181 | 144,809 | 133,501 | 133,356 | 33,516 | 33,343 | 3,343 | 3,739 | 3,036 | 3,457 |
| 15 years..... | 62,219 | 63,654 | 53,369 | 54,369 | 8,850 | 9,285 | 27,590 | 27,674 | 25,092 | 25,881 | 8,827 | 9,266 | 710 | 833 | 662 | 785 |
| 16 years..... | 62,845 | 66,349 | 53,240 | 54,953 | 9,605 | 11,396 | 27,673 | 27,374 | 24,911 | 26,164 | 9,574 | 11,375 | 787 | 936 | 726 | 892 |
| 17 years..... | 60,738 | 65,487 | 50,360 | 52,421 | 10,373 | 13,066 | 26,036 | 26,540 | 23,589 | 24,859 | 10,340 | 13,036 | 773 | 1,052 | 701 | 996 |
| 18 years..... | 61,619 | 69,600 | 49,407 | 53,170 | 12,212 | 16,430 | 25,869 | 27,016 | 22,594 | 24,849 | 12,146 | 16,397 | 1,010 | 1,338 | 922 | 1,285 |
| 19 years..... | 59,799 | 68,372 | 47,534 | 50,898 | 12,265 | 17,474 | 24,885 | 25,919 | 21,577 | 23,593 | 12,194 | 17,432 | 1,143 | 1,428 | 1,040 | 1,385 |
| 15 to 19 years.. | 307,220 | 333,462 | 253,910 | 265,311 | 53,310 | 67,651 | 131,953 | 135,023 | 117,763 | 125,346 | 53,081 | 67,506 | 4,423 | 5,587 | 4,051 | 5,343 |
| 20 years..... | 63,096 | 75,476 | 47,363 | 54,354 | 15,233 | 21,122 | 24,782 | 27,252 | 21,935 | 25,418 | 15,039 | 21,064 | 1,290 | 1,742 | 1,124 | 1,633 |
| 21 years..... | 64,581 | 67,384 | 49,618 | 49,829 | 14,963 | 18,055 | 25,154 | 24,816 | 23,284 | 23,622 | 14,864 | 18,008 | 1,279 | 1,435 | 1,172 | 1,399 |
| 22 years..... | 66,155 | 74,622 | 48,674 | 53,039 | 17,431 | 21,533 | 24,151 | 25,557 | 23,185 | 25,336 | 17,337 | 21,527 | 1,432 | 1,702 | 1,315 | 1,634 |
| 23 years..... | 67,500 | 75,342 | 49,450 | 54,212 | 18,050 | 21,130 | 24,124 | 25,730 | 23,924 | 26,648 | 17,927 | 21,052 | 1,525 | 1,852 | 1,396 | 1,786 |
| 24 years..... | 69,923 | 78,148 | 49,832 | 55,133 | 20,096 | 22,965 | 24,125 | 26,710 | 24,293 | 27,679 | 19,897 | 22,897 | 1,603 | 1,862 | 1,418 | 1,818 |
| 20 to 24 years.. | 331,260 | 371,472 | 245,437 | 266,617 | 85,823 | 104,855 | 122,346 | 129,125 | 116,621 | 129,206 | 85,114 | 104,548 | 7,179 | 8,593 | 6,425 | 8,340 |
| 25 years..... | 72,595 | 79,167 | 49,774 | 54,623 | 22,821 | 24,544 | 24,036 | 25,432 | 24,242 | 27,392 | 22,529 | 24,477 | 1,738 | 1,816 | 1,516 | 1,780 |
| 26 years..... | 66,553 | 70,257 | 46,224 | 43,797 | 20,629 | 21,460 | 22,229 | 22,971 | 22,733 | 24,432 | 20,420 | 21,405 | 1,421 | 1,449 | 1,243 | 1,411 |
| 27 years..... | 67,310 | 68,714 | 46,026 | 47,353 | 21,784 | 21,361 | 22,163 | 22,281 | 22,643 | 23,798 | 21,571 | 21,306 | 1,433 | 1,329 | 1,244 | 1,297 |
| 28 years..... | 71,410 | 71,730 | 45,800 | 47,154 | 25,610 | 24,576 | 22,265 | 22,257 | 22,260 | 23,526 | 25,278 | 24,508 | 1,607 | 1,439 | 1,301 | 1,332 |
| 29 years..... | 63,502 | 63,031 | 41,362 | 42,261 | 22,140 | 20,750 | 20,332 | 20,143 | 19,955 | 20,987 | 21,886 | 20,702 | 1,326 | 1,199 | 1,107 | 1,161 |
| 25 to 29 years.. | 342,170 | 352,399 | 229,136 | 240,203 | 112,934 | 112,691 | 111,025 | 113,134 | 111,836 | 120,135 | 111,634 | 112,393 | 7,575 | 7,232 | 6,411 | 7,031 |
| 30 years..... | 84,455 | 79,638 | 49,654 | 50,650 | 34,801 | 23,983 | 24,537 | 23,343 | 23,547 | 25,359 | 34,149 | 23,906 | 2,172 | 1,525 | 1,534 | 1,466 |
| 31 years..... | 52,031 | 50,663 | 34,390 | 35,050 | 17,691 | 15,613 | 17,193 | 17,237 | 15,427 | 17,050 | 17,459 | 15,585 | 1,002 | 771 | 796 | 755 |
| 32 years..... | 63,233 | 60,481 | 39,067 | 39,427 | 24,216 | 21,054 | 19,400 | 19,003 | 18,735 | 19,464 | 23,837 | 21,000 | 1,261 | 1,009 | 908 | 978 |
| 33 years..... | 57,113 | 54,855 | 35,267 | 35,908 | 23,846 | 18,947 | 17,763 | 17,632 | 16,745 | 17,491 | 21,614 | 18,921 | 931 | 811 | 781 | 778 |
| 34 years..... | 58,654 | 56,101 | 35,015 | 36,107 | 23,639 | 19,934 | 17,268 | 17,337 | 16,922 | 17,370 | 23,315 | 19,954 | 1,149 | 890 | 840 | 867 |
| 30 to 34 years.. | 315,586 | 301,738 | 193,393 | 197,142 | 122,193 | 104,596 | 96,211 | 95,132 | 92,426 | 97,234 | 120,374 | 104,366 | 6,575 | 5,006 | 4,909 | 4,844 |
| 35 years..... | 69,691 | 63,651 | 33,392 | 33,974 | 31,299 | 24,677 | 19,150 | 18,696 | 18,136 | 19,135 | 30,717 | 24,627 | 1,688 | 1,193 | 1,147 | 1,155 |
| 36 years..... | 54,695 | 52,322 | 31,668 | 32,728 | 23,027 | 19,594 | 15,906 | 16,366 | 15,102 | 15,659 | 22,699 | 19,553 | 983 | 744 | 663 | 711 |
| 37 years..... | 51,184 | 49,366 | 30,603 | 31,362 | 20,576 | 17,504 | 15,714 | 15,866 | 14,226 | 15,234 | 20,342 | 17,431 | 902 | 785 | 696 | 751 |
| 38 years..... | 59,006 | 55,912 | 34,639 | 35,595 | 24,317 | 20,317 | 17,697 | 17,456 | 16,229 | 17,242 | 23,908 | 20,274 | 1,272 | 940 | 874 | 906 |
| 39 years..... | 58,627 | 51,239 | 32,306 | 33,719 | 20,321 | 17,520 | 16,991 | 16,957 | 15,036 | 16,891 | 20,567 | 17,431 | 933 | 910 | 738 | 875 |
| 35 to 39 years.. | 283,203 | 272,490 | 168,163 | 172,373 | 120,040 | 99,612 | 85,358 | 85,341 | 78,779 | 83,161 | 113,233 | 99,416 | 5,333 | 4,572 | 4,123 | 4,338 |
| 40 years..... | 71,546 | 64,617 | 39,442 | 39,264 | 32,104 | 25,353 | 20,349 | 19,603 | 13,079 | 13,444 | 31,410 | 25,300 | 1,708 | 1,270 | 1,027 | 1,232 |
| 41 years..... | 39,216 | 36,531 | 25,156 | 25,182 | 14,060 | 11,399 | 13,639 | 13,438 | 11,091 | 11,286 | 13,840 | 11,331 | 646 | 476 | 425 | 450 |
| 42 years..... | 43,526 | 44,425 | 29,677 | 29,423 | 19,149 | 15,002 | 15,911 | 15,523 | 13,149 | 13,294 | 18,910 | 14,931 | 856 | 627 | 624 | 594 |
| 43 years..... | 40,855 | 38,359 | 25,469 | 26,296 | 15,336 | 12,063 | 14,186 | 14,522 | 10,732 | 11,268 | 15,245 | 12,043 | 642 | 521 | 504 | 493 |
| 44 years..... | 40,315 | 38,133 | 25,373 | 25,233 | 14,942 | 12,900 | 14,359 | 14,274 | 10,568 | 10,478 | 14,734 | 12,375 | 604 | 506 | 448 | 430 |
| 40 to 44 years.. | 240,753 | 222,115 | 145,117 | 145,393 | 95,641 | 76,717 | 78,444 | 77,360 | 63,669</ | | | | | | | |

GENERAL NATIVITY, AND COLOR, BY STATES AND TERRITORIES: 1900—Continued.

NEW YORK.

| AGES. | AGGREGATE. | | NATIVE BORN. | | FOREIGN BORN. | | NATIVE WHITE— NATIVE PARENTS. | | NATIVE WHITE— FOREIGN PARENTS. | | FOREIGN WHITE. | | TOTAL COLORED. ¹ | | NEGRO. ² | |
|---------------------|------------|---------------|--------------|---------------|---------------|---------------|----------------------------------|---------------|-----------------------------------|---------------|-------------------|---------------|--------------------------------|---------------|---------------------|---------------|
| | Males. | Fe- males. | Males. | Fe- males. | Males. | Fe- males. | Males. | Fe- males. | Males. | Fe- males. | Males. | Fe- males. | Males. | Fe- males. | Males. | Fe- males. |
| 50 years..... | 47,825 | 47,888 | 23,684 | 24,399 | 24,141 | 23,489 | 16,187 | 16,206 | 6,769 | 7,388 | 23,777 | 23,467 | 1,092 | 882 | 714 | 800 |
| 51 years..... | 25,893 | 25,656 | 15,227 | 15,840 | 10,666 | 9,716 | 11,109 | 11,415 | 3,845 | 4,149 | 10,584 | 9,711 | 345 | 281 | 268 | 273 |
| 52 years..... | 30,603 | 29,441 | 16,990 | 17,228 | 13,613 | 12,213 | 12,413 | 12,471 | 4,247 | 4,405 | 13,584 | 12,201 | 409 | 364 | 320 | 345 |
| 53 years..... | 26,120 | 25,741 | 14,846 | 15,103 | 11,274 | 10,638 | 11,042 | 11,201 | 3,549 | 3,637 | 11,230 | 10,620 | 299 | 283 | 242 | 267 |
| 54 years..... | 27,033 | 27,546 | 14,869 | 15,906 | 12,164 | 11,640 | 11,120 | 11,875 | 3,443 | 3,717 | 12,112 | 11,631 | 358 | 323 | 302 | 305 |
| 50 to 54 years.. | 157,474 | 156,172 | 85,616 | 88,476 | 71,858 | 67,696 | 61,871 | 63,168 | 21,853 | 23,291 | 71,247 | 67,630 | 2,508 | 2,083 | 1,846 | 1,990 |
| 55 years..... | 30,652 | 31,469 | 15,831 | 16,752 | 14,821 | 14,717 | 11,955 | 12,620 | 3,497 | 3,741 | 14,760 | 14,705 | 440 | 403 | 371 | 388 |
| 56 years..... | 24,695 | 24,658 | 13,799 | 14,297 | 10,896 | 10,361 | 10,564 | 10,962 | 2,944 | 3,085 | 10,850 | 10,347 | 337 | 264 | 282 | 246 |
| 57 years..... | 20,974 | 21,444 | 12,048 | 12,644 | 8,926 | 8,800 | 9,457 | 9,862 | 2,336 | 2,596 | 8,895 | 8,796 | 236 | 190 | 206 | 178 |
| 58 years..... | 21,244 | 22,404 | 11,572 | 12,706 | 9,672 | 9,698 | 9,019 | 9,979 | 2,331 | 2,524 | 9,642 | 9,698 | 232 | 208 | 209 | 192 |
| 59 years..... | 20,550 | 21,695 | 11,580 | 12,706 | 8,970 | 9,166 | 9,279 | 9,994 | 2,102 | 2,306 | 8,949 | 9,163 | 220 | 202 | 193 | 217 |
| 55 to 59 years.. | 118,115 | 121,670 | 64,830 | 68,928 | 53,285 | 52,742 | 50,274 | 53,417 | 13,260 | 14,252 | 53,096 | 52,704 | 1,485 | 1,297 | 1,261 | 1,211 |
| 60 years..... | 29,748 | 32,851 | 14,067 | 15,091 | 15,681 | 17,760 | 11,165 | 11,811 | 2,511 | 2,843 | 15,616 | 17,751 | 455 | 446 | 381 | 423 |
| 61 years..... | 15,273 | 15,822 | 8,899 | 9,614 | 6,374 | 6,208 | 7,376 | 8,034 | 1,412 | 1,476 | 6,363 | 6,203 | 122 | 109 | 108 | 100 |
| 62 years..... | 17,838 | 18,758 | 10,058 | 10,674 | 7,780 | 8,034 | 8,364 | 8,803 | 1,568 | 1,725 | 7,767 | 8,077 | 139 | 153 | 122 | 147 |
| 63 years..... | 16,838 | 17,891 | 9,800 | 10,564 | 7,038 | 7,327 | 8,245 | 8,854 | 1,416 | 1,661 | 7,030 | 7,320 | 147 | 156 | 127 | 146 |
| 64 years..... | 16,020 | 17,520 | 9,109 | 9,992 | 6,911 | 7,528 | 7,817 | 8,417 | 1,178 | 1,446 | 6,900 | 7,524 | 125 | 133 | 104 | 125 |
| 60 to 64 years.. | 95,717 | 102,842 | 51,933 | 55,935 | 43,784 | 46,907 | 42,968 | 45,919 | 8,085 | 9,051 | 43,676 | 46,875 | 983 | 997 | 842 | 941 |
| 65 years..... | 18,460 | 20,525 | 9,308 | 10,034 | 9,152 | 10,491 | 7,918 | 8,403 | 1,195 | 1,427 | 9,139 | 10,488 | 208 | 207 | 187 | 194 |
| 66 years..... | 13,402 | 14,785 | 7,703 | 8,621 | 5,699 | 6,114 | 6,688 | 7,500 | 904 | 1,027 | 5,692 | 6,109 | 118 | 99 | 96 | 86 |
| 67 years..... | 13,231 | 14,139 | 7,638 | 8,161 | 5,593 | 5,978 | 6,696 | 7,062 | 855 | 958 | 5,584 | 5,974 | 116 | 125 | 105 | 113 |
| 68 years..... | 11,914 | 13,307 | 6,687 | 7,431 | 5,227 | 5,876 | 5,868 | 6,542 | 730 | 780 | 5,227 | 5,874 | 89 | 111 | 83 | 103 |
| 69 years..... | 10,950 | 12,076 | 6,202 | 6,922 | 4,748 | 5,154 | 5,580 | 6,115 | 600 | 707 | 4,743 | 5,151 | 77 | 103 | 68 | 95 |
| 65 to 69 years.. | 67,957 | 74,782 | 37,538 | 41,169 | 30,419 | 33,613 | 32,700 | 35,642 | 4,264 | 4,899 | 30,385 | 33,596 | 608 | 645 | 539 | 591 |
| 70 years..... | 14,574 | 16,636 | 7,030 | 7,844 | 7,544 | 8,792 | 6,207 | 6,879 | 683 | 780 | 7,541 | 8,788 | 143 | 189 | 132 | 171 |
| 71 years..... | 8,376 | 8,784 | 4,987 | 5,338 | 3,389 | 3,396 | 4,499 | 4,871 | 439 | 416 | 3,386 | 3,394 | 52 | 58 | 51 | 50 |
| 72 years..... | 9,618 | 9,891 | 5,641 | 5,860 | 3,977 | 4,031 | 5,099 | 5,294 | 474 | 482 | 3,975 | 4,029 | 70 | 86 | 66 | 80 |
| 73 years..... | 8,363 | 8,874 | 4,959 | 5,327 | 3,404 | 3,547 | 4,514 | 4,847 | 380 | 417 | 3,403 | 3,545 | 66 | 65 | 55 | 57 |
| 74 years..... | 7,623 | 8,324 | 4,464 | 4,965 | 3,159 | 3,359 | 4,060 | 4,470 | 359 | 437 | 3,158 | 3,358 | 46 | 59 | 40 | 53 |
| 70 to 74 years.. | 48,554 | 52,459 | 27,081 | 29,334 | 21,473 | 23,125 | 24,379 | 26,361 | 2,335 | 2,532 | 21,463 | 23,114 | 377 | 452 | 344 | 416 |
| 75 years..... | 8,145 | 9,189 | 4,455 | 5,103 | 3,690 | 4,086 | 4,006 | 4,541 | 384 | 468 | 3,687 | 4,082 | 68 | 98 | 61 | 92 |
| 76 years..... | 6,312 | 6,960 | 3,773 | 4,275 | 2,589 | 2,685 | 3,458 | 3,905 | 267 | 322 | 2,589 | 2,685 | 48 | 48 | 47 | 43 |
| 77 years..... | 5,332 | 5,716 | 3,354 | 3,681 | 1,978 | 2,035 | 3,086 | 3,334 | 242 | 312 | 1,975 | 2,034 | 29 | 36 | 24 | 32 |
| 78 years..... | 4,975 | 5,435 | 3,053 | 3,336 | 1,922 | 2,099 | 2,786 | 3,001 | 227 | 281 | 1,920 | 2,098 | 42 | 55 | 34 | 46 |
| 79 years..... | 4,252 | 4,577 | 2,708 | 2,940 | 1,549 | 1,637 | 2,471 | 2,674 | 205 | 228 | 1,547 | 1,632 | 29 | 43 | 23 | 41 |
| 75 to 79 years.. | 29,016 | 31,877 | 17,338 | 19,335 | 11,678 | 12,542 | 15,807 | 17,455 | 1,325 | 1,611 | 11,668 | 12,531 | 216 | 280 | 189 | 254 |
| 80 years..... | 4,382 | 5,347 | 2,497 | 3,031 | 1,885 | 2,316 | 2,269 | 2,707 | 195 | 243 | 1,884 | 2,313 | 34 | 84 | 34 | 78 |
| 81 years..... | 2,944 | 3,144 | 1,932 | 2,164 | 992 | 980 | 1,321 | 1,985 | 121 | 153 | 992 | 980 | 10 | 26 | 6 | 19 |
| 82 years..... | 2,592 | 2,860 | 1,735 | 1,975 | 837 | 885 | 1,611 | 1,799 | 125 | 141 | 837 | 884 | 19 | 36 | 19 | 35 |
| 83 years..... | 2,035 | 2,389 | 1,413 | 1,639 | 617 | 750 | 1,315 | 1,517 | 88 | 105 | 616 | 748 | 16 | 19 | 15 | 18 |
| 84 years..... | 1,809 | 2,137 | 1,220 | 1,431 | 589 | 656 | 1,128 | 1,363 | 79 | 98 | 589 | 656 | 13 | 25 | 12 | 24 |
| 80 to 84 years.. | 13,762 | 15,877 | 8,842 | 10,290 | 4,920 | 5,587 | 8,144 | 9,371 | 608 | 735 | 4,918 | 5,581 | 92 | 190 | 86 | 174 |
| 85 years..... | 1,516 | 1,826 | 933 | 1,148 | 583 | 678 | 836 | 1,039 | 74 | 84 | 582 | 678 | 24 | 25 | 24 | 24 |
| 86 years..... | 1,021 | 1,362 | 692 | 915 | 329 | 447 | 625 | 836 | 47 | 65 | 329 | 447 | 20 | 14 | 18 | 13 |
| 87 years..... | 849 | 1,120 | 550 | 783 | 269 | 337 | 541 | 697 | 34 | 65 | 269 | 337 | 5 | 21 | 4 | 20 |
| 88 years..... | 675 | 857 | 449 | 617 | 226 | 240 | 401 | 564 | 46 | 42 | 226 | 240 | 2 | 11 | 2 | 10 |
| 89 years..... | 486 | 709 | 327 | 503 | 159 | 206 | 303 | 456 | 18 | 33 | 159 | 206 | 6 | 14 | 5 | 13 |
| 85 to 89 years.. | 4,547 | 5,874 | 2,981 | 3,966 | 1,566 | 1,908 | 2,706 | 3,592 | 219 | 289 | 1,565 | 1,908 | 57 | 85 | 58 | 80 |
| 90 years..... | 390 | 673 | 233 | 416 | 157 | 257 | 211 | 370 | 18 | 35 | 157 | 257 | 4 | 11 | 4 | 11 |
| 91 years..... | 242 | 321 | 168 | 238 | 74 | 83 | 158 | 213 | 9 | 19 | 74 | 83 | 1 | 6 | 1 | 6 |
| 92 years..... | 147 | 250 | 97 | 176 | 50 | 74 | 89 | 157 | 8 | 15 | 50 | 74 | 1 | 4 | 3 | 8 |
| 93 years..... | 123 | 184 | 85 | 135 | 38 | 49 | 78 | 123 | 4 | 6 | 38 | 49 | 3 | 3 | 3 | 5 |
| 94 years..... | 86 | 161 | 62 | 110 | 24 | 51 | 55 | 98 | 4 | 8 | 24 | 50 | 3 | 5 | 3 | 3 |
| 90 to 94 years.. | 988 | 1,589 | 645 | 1,075 | 343 | 514 | 591 | 961 | 43 | 83 | 343 | 513 | 11 | 32 | 10 | 28 |
| 95 years..... | 72 | 125 | 40 | 63 | 32 | 62 | 35 | 56 | 3 | 4 | 32 | 62 | 2 | 3 | 2 | 3 |
| 96 years..... | 43 | 93 | 25 | 62 | 18 | 31 | 19 | 53 | 2 | 1 | 18 | 31 | 4 | 3 | 2 | 2 |
| 97 years..... | 31 | 44 | 15 | 26 | 16 | 18 | 12 | 21 | 2 | 3 | 16 | 18 | 1 | 2 | 1 | 2 |
| 98 years..... | 20 | 50 | 6 | 27 | 14 | 23 | 6 | 18 | 1 | 4 | 14 | 23 | 1 | 5 | 1 | 4 |
| 99 years..... | 14 | 36 | 9 | 19 | 5 | 17 | 7 | 16 | 1 | 1 | 5 | 17 | 1 | 2 | 1 | 2 |
| 95 to 99 years.. | 180 | 343 | 95 | 197 | 85 | 151 | 79 | 169 | 8 | 13 | 85 | 151 | 8 | 15 | 6 | 13 |
| 100 years and over. | 38 | 57 | 13 | 31 | 25 | 26 | 6 | 14 | 1 | 4 | 25 | 26 | 6 | 13 | 6 | 13 |
| Age unknown.... | 7,137 | 3,868 | 5,793 | 2,521 | 1,344 | 1,347 | 5,243 | 2,029 | 421 | 319 | 1,323 | 1,343 | 150 | 177 | 122 | 174 |

¹ Persons of negro descent, Chinese, Japanese, and Indians.

² Includes all persons of negro descent.

STATISTICS OF POPULATION.

TABLE 2.—AGES OF THE AGGREGATE POPULATION, CLASSIFIED BY SEX,
NORTH CAROLINA.

| AGES. | AGGREGATE. | | NATIVE BORN. | | FOREIGN BORN. | | NATIVE WHITE— NATIVE PARENTS. | | NATIVE WHITE— FOREIGN PARENTS. | | FOREIGN WHITE. | | TOTAL COLORED. ¹ | | NEGRO. ² | |
|----------------|------------|---------------|--------------|---------------|---------------|---------------|----------------------------------|---------------|-----------------------------------|---------------|-------------------|---------------|--------------------------------|---------------|---------------------|---------------|
| | Males. | Fe- males. | Males. | Fe- males. | Males. | Fe- males. | Males. | Fe- males. | Males. | Fe- males. | Males. | Fe- males. | Males. | Fe- males. | Males. | Fe- males. |
| All ages | 988,677 | 955,133 | 935,883 | 953,435 | 2,794 | 1,698 | 625,249 | 625,562 | 4,194 | 4,204 | 2,712 | 1,682 | 306,522 | 323,685 | 303,624 | 320,845 |
| Under 1 month | 2,769 | 2,660 | 2,769 | 2,660 | | | 1,807 | 1,745 | 6 | 5 | | | 956 | 910 | 952 | 903 |
| 1 to 2 months | 5,241 | 5,363 | 5,241 | 5,363 | | | 3,318 | 3,367 | 13 | 24 | | | 1,910 | 1,972 | 1,896 | 1,953 |
| 3 to 5 months | 7,891 | 7,207 | 7,891 | 7,207 | | 1 | 4,726 | 4,461 | 22 | 17 | | 1 | 2,643 | 2,728 | 2,614 | 2,701 |
| 6 to 8 months | 7,748 | 7,574 | 7,748 | 7,574 | | | 5,259 | 5,079 | 31 | 36 | | | 2,458 | 2,459 | 2,428 | 2,432 |
| 9 to 11 months | 7,164 | 7,108 | 7,164 | 7,108 | | | 4,921 | 4,752 | 34 | 22 | | | 2,209 | 2,334 | 2,186 | 2,317 |
| Under 1 year | 30,313 | 29,912 | 30,313 | 29,911 | | 1 | 20,081 | 19,404 | 106 | 104 | | 1 | 10,176 | 10,403 | 10,076 | 10,306 |
| 1 year | 28,281 | 27,743 | 28,280 | 27,740 | 1 | 3 | 18,743 | 17,942 | 101 | 116 | 1 | 3 | 9,486 | 9,682 | 9,347 | 9,605 |
| 2 years | 29,897 | 28,821 | 29,895 | 28,821 | 2 | | 19,206 | 18,704 | 103 | 106 | 2 | | 10,036 | 10,011 | 9,956 | 9,920 |
| 3 years | 27,260 | 26,750 | 26,656 | 26,777 | 2 | 3 | 17,634 | 17,179 | 96 | 112 | | 3 | 9,530 | 9,486 | 9,445 | 9,414 |
| 4 years | 28,237 | 26,968 | 28,236 | 26,965 | 1 | 3 | 18,585 | 17,394 | 114 | 107 | 1 | 3 | 9,537 | 9,464 | 9,470 | 9,376 |
| 1 to 4 years | 113,175 | 110,312 | 113,169 | 110,303 | 6 | 9 | 74,168 | 71,219 | 414 | 441 | 4 | 9 | 38,589 | 38,643 | 38,248 | 38,315 |
| 5 years | 27,346 | 26,784 | 27,339 | 26,784 | 7 | | 18,053 | 17,461 | 85 | 116 | 7 | | 9,201 | 9,207 | 9,116 | 9,133 |
| 6 years | 28,305 | 27,865 | 28,299 | 27,861 | 6 | 4 | 18,434 | 17,826 | 103 | 112 | 6 | 4 | 9,762 | 9,923 | 9,662 | 9,844 |
| 7 years | 26,666 | 25,758 | 26,656 | 25,753 | 10 | 5 | 17,394 | 16,529 | 113 | 103 | 10 | 5 | 9,149 | 9,121 | 9,068 | 9,054 |
| 8 years | 26,580 | 25,749 | 26,573 | 25,743 | 7 | 6 | 17,298 | 16,673 | 117 | 84 | 7 | 5 | 9,158 | 8,987 | 9,064 | 8,915 |
| 9 years | 24,561 | 23,750 | 24,550 | 23,739 | 11 | 11 | 16,279 | 15,661 | 107 | 110 | 11 | 11 | 8,164 | 7,968 | 8,075 | 7,902 |
| 5 to 9 years | 133,453 | 129,906 | 133,417 | 129,880 | 41 | 26 | 87,458 | 84,150 | 525 | 525 | 41 | 25 | 45,434 | 45,206 | 44,985 | 44,848 |
| 10 years | 25,988 | 25,148 | 25,974 | 25,139 | 14 | 9 | 16,861 | 16,190 | 103 | 92 | 14 | 9 | 9,010 | 8,857 | 8,908 | 8,790 |
| 11 years | 23,347 | 22,428 | 23,337 | 22,406 | 10 | 22 | 15,884 | 14,967 | 101 | 97 | 10 | 22 | 7,352 | 7,342 | 7,288 | 7,287 |
| 12 years | 24,672 | 23,801 | 24,662 | 23,784 | 10 | 17 | 15,566 | 14,946 | 84 | 91 | 10 | 17 | 9,012 | 8,747 | 8,832 | 8,683 |
| 13 years | 23,024 | 22,552 | 23,006 | 22,537 | 18 | 15 | 15,053 | 14,401 | 93 | 84 | 18 | 14 | 7,860 | 8,053 | 7,777 | 7,978 |
| 14 years | 22,405 | 21,960 | 22,393 | 21,945 | 12 | 15 | 14,428 | 13,935 | 93 | 84 | 12 | 15 | 7,884 | 7,913 | 7,797 | 7,856 |
| 10 to 14 years | 119,436 | 115,889 | 119,372 | 115,811 | 64 | 78 | 77,792 | 74,489 | 462 | 461 | 64 | 77 | 41,118 | 40,912 | 40,702 | 40,594 |
| 15 years | 22,053 | 22,015 | 22,033 | 22,005 | 20 | 20 | 14,414 | 14,024 | 67 | 88 | 20 | 10 | 7,552 | 7,893 | 7,480 | 7,842 |
| 16 years | 22,401 | 22,788 | 22,382 | 22,768 | 19 | 20 | 14,647 | 14,333 | 90 | 82 | 19 | 20 | 7,645 | 8,303 | 7,564 | 8,231 |
| 17 years | 21,208 | 20,877 | 21,181 | 20,868 | 27 | 9 | 13,517 | 13,415 | 81 | 67 | 27 | 9 | 7,233 | 7,386 | 7,218 | 7,344 |
| 18 years | 22,028 | 22,965 | 22,002 | 22,944 | 26 | 21 | 13,998 | 14,338 | 85 | 69 | 25 | 21 | 7,920 | 8,537 | 7,844 | 8,468 |
| 19 years | 17,875 | 19,637 | 17,846 | 19,669 | 29 | 18 | 11,772 | 12,730 | 73 | 81 | 29 | 18 | 6,001 | 6,858 | 5,956 | 6,804 |
| 15 to 19 years | 105,565 | 108,332 | 105,444 | 108,254 | 121 | 78 | 68,648 | 68,890 | 396 | 387 | 120 | 78 | 36,401 | 38,977 | 36,062 | 38,689 |
| 20 years | 19,152 | 22,088 | 19,120 | 22,078 | 32 | 10 | 12,551 | 13,484 | 80 | 87 | 32 | 10 | 6,489 | 8,507 | 6,487 | 8,488 |
| 21 years | 19,028 | 19,318 | 18,993 | 19,287 | 35 | 31 | 12,609 | 12,436 | 73 | 73 | 34 | 31 | 6,312 | 6,778 | 6,262 | 6,727 |
| 22 years | 18,022 | 20,726 | 17,969 | 20,705 | 53 | 21 | 11,798 | 12,533 | 79 | 91 | 50 | 20 | 6,095 | 8,027 | 6,031 | 7,965 |
| 23 years | 16,086 | 18,211 | 16,048 | 18,184 | 38 | 27 | 10,700 | 11,301 | 92 | 91 | 38 | 27 | 5,256 | 6,732 | 5,218 | 6,738 |
| 24 years | 15,613 | 17,707 | 15,577 | 17,675 | 36 | 32 | 10,307 | 10,864 | 60 | 86 | 33 | 31 | 5,213 | 6,726 | 5,173 | 6,667 |
| 20 to 24 years | 87,901 | 98,050 | 87,707 | 97,929 | 194 | 121 | 57,965 | 60,673 | 384 | 428 | 187 | 119 | 29,365 | 36,830 | 29,121 | 36,585 |
| 25 years | 16,003 | 18,395 | 15,957 | 18,351 | 46 | 44 | 10,194 | 10,777 | 68 | 75 | 41 | 44 | 5,700 | 7,499 | 5,655 | 7,428 |
| 26 years | 13,014 | 14,603 | 12,963 | 14,562 | 51 | 41 | 8,912 | 9,558 | 73 | 75 | 48 | 41 | 3,981 | 4,929 | 3,943 | 4,888 |
| 27 years | 12,651 | 13,050 | 12,604 | 13,008 | 47 | 42 | 8,800 | 8,762 | 74 | 72 | 43 | 40 | 3,734 | 4,176 | 3,701 | 4,135 |
| 28 years | 12,982 | 13,472 | 12,922 | 13,424 | 60 | 48 | 8,972 | 8,980 | 61 | 85 | 59 | 48 | 3,890 | 4,359 | 3,853 | 4,315 |
| 29 years | 10,576 | 10,764 | 10,525 | 10,733 | 51 | 31 | 7,636 | 7,574 | 67 | 73 | 48 | 31 | 2,825 | 3,036 | 2,801 | 3,057 |
| 25 to 29 years | 65,226 | 70,284 | 64,971 | 70,078 | 255 | 206 | 44,514 | 45,651 | 343 | 380 | 239 | 204 | 20,130 | 24,049 | 19,953 | 23,823 |
| 30 years | 13,974 | 15,500 | 13,894 | 15,446 | 80 | 54 | 9,035 | 9,311 | 66 | 78 | 79 | 53 | 4,794 | 6,058 | 4,752 | 5,933 |
| 31 years | 8,279 | 8,435 | 8,236 | 8,419 | 43 | 16 | 6,332 | 6,304 | 65 | 63 | 42 | 16 | 1,840 | 2,052 | 1,830 | 2,026 |
| 32 years | 9,503 | 10,162 | 9,451 | 10,123 | 52 | 39 | 7,053 | 7,073 | 49 | 59 | 52 | 39 | 2,344 | 2,991 | 2,327 | 2,939 |
| 33 years | 9,277 | 9,424 | 9,218 | 9,388 | 59 | 36 | 6,795 | 6,541 | 51 | 58 | 57 | 36 | 2,374 | 2,789 | 2,353 | 2,756 |
| 34 years | 8,717 | 9,058 | 8,649 | 9,035 | 68 | 23 | 6,090 | 6,643 | 52 | 45 | 66 | 23 | 2,509 | 2,947 | 2,436 | 2,912 |
| 30 to 34 years | 49,750 | 52,579 | 49,443 | 52,411 | 302 | 168 | 35,310 | 35,272 | 283 | 303 | 296 | 167 | 13,861 | 16,837 | 13,748 | 16,616 |
| 35 years | 9,763 | 11,548 | 9,679 | 11,511 | 84 | 37 | 5,769 | 6,304 | 55 | 51 | 80 | 36 | 3,859 | 5,157 | 3,812 | 5,094 |
| 36 years | 7,151 | 8,019 | 7,104 | 7,932 | 47 | 27 | 5,057 | 5,261 | 50 | 52 | 45 | 26 | 1,999 | 2,680 | 1,982 | 2,657 |
| 37 years | 7,756 | 7,324 | 7,714 | 7,337 | 42 | 37 | 5,681 | 5,630 | 57 | 54 | 41 | 37 | 1,977 | 2,303 | 1,951 | 2,233 |
| 38 years | 9,931 | 10,398 | 9,868 | 10,365 | 63 | 33 | 7,336 | 7,419 | 58 | 60 | 60 | 33 | 2,477 | 2,886 | 2,434 | 2,853 |
| 39 years | 9,175 | 9,246 | 9,119 | 9,213 | 54 | 33 | 6,858 | 6,795 | 54 | 42 | 49 | 33 | 2,212 | 2,376 | 2,181 | 2,354 |
| 35 to 39 years | 43,774 | 47,135 | 43,484 | 46,968 | 290 | 167 | 30,701 | 31,309 | 274 | 259 | 275 | 165 | 12,524 | 15,402 | 12,360 | 15,241 |
| 40 years | 11,423 | 13,961 | 11,352 | 13,927 | 71 | 34 | 7,426 | 8,002 | 51 | 47 | 66 | 33 | 3,880 | 5,879 | 3,834 | 5,813 |
| 41 years | 6,711 | 6,700 | 6,659 | 6,668 | 52 | 32 | 5,393 | 5,252 | 31 | 31 | 43 | 31 | 1,238 | 1,374 | 1,221 | 1,359 |
| 42 years | 7,347 | 7,959 | 7,300 | 7,920 | 47 | 39 | 5,633 | 5,834 | 38 | 39 | 45 | 39 | 1,631 | 2,047 | 1,616 | 2,030 |
| 43 years | 6,942 | 7,092 | 6,902 | 7,066 | 40 | 26 | 5,360 | 5,301 | 41 | 45 | 38 | 26 | 1,503 | 1,720 | 1,483 | 1,708 |
| 44 years | 7,225 | 7,504 | 7,184 | 7,484 | 41 | 20 | 5,371 | 5,502 | 41 | 31 | 40 | 20 | 1,573 | 1,951 | 1,555 | 1,930 |
| 40 to 44 years | 39,648 | 43,216 | 39,397 | 43,065 | 251 | 151 | 29,383 | 29,891 | 202 | 205 | 238 | 149 | 9,825 | 12,971 | 9,709 | 12,840 |
| 45 years | 10,039 | 10,404 | 9,985 | 10,373 | 54 | 31 | 6,628 | 6,198 | 33 | 42 | 50 | 31 | 3,328 | 4,133 | 3,299 | 4,096 |
| 46 years | 7,158 | 6,488 | 7,114 | 6,456 | 44 | 32 | 5,253 | 4,818 | 30 | 27 | 44 | 32 | 1,831 | 1,611 | 1,803 | 1,594 |
| 47 years | 7,045 | 6,353 | 7,002 | 6,326 | 43 | 27 | 5,265 | 4,633 | 37 | 37 | 43 | 27 | 1,700 | 1,656 | 1,681 | 1,643 |
| 48 years | 6,987 | 7,114 | 6,947 | 7,095 | 40 | 19 | 5,065 | 5,016 | 28 | 27 | 40 | 19 | 1,854 | 2,052 | 1,837 | 2,023 |
| 49 years | 6,392 | 6,449 | 6,386 | 6,421 | 56 | 28 | 5,004 | 4,629 | 31 | 27 | 55 | 27 | 1,802 | 1,766 | 1,781 | 1,752 |
| 45 to 49 years | 38,121 | 36,808 | 37,884 | 36,671 | 237 | 137 | 27,215 | 25,294 | 159 | 160 | 232 | 136 | 10,515 | 11,218 | 10,401 | 11,113 |

¹ Persons of negro descent, Chinese, Japanese, and Indians.²

GENERAL NATIVITY, AND COLOR, BY STATES AND TERRITORIES: 1900—Continued.

NORTH CAROLINA.

| AGES. | AGGREGATE. | | NATIVE BORN. | | FOREIGN BORN. | | NATIVE WHITE— NATIVE PARENTS. | | NATIVE WHITE— FOREIGN PARENTS. | | FOREIGN WHITE. | | TOTAL COLORED. ¹ | | 'NEGRO. ² | |
|---------------------|------------|---------------|--------------|---------------|---------------|---------------|----------------------------------|---------------|-----------------------------------|---------------|-------------------|---------------|--------------------------------|---------------|----------------------|---------------|
| | Males. | Fe- males. | Males. | Fe- males. | Males. | Fe- males. | Males. | Fe- males. | Males. | Fe- males. | Males. | Fe- males. | Males. | Fe- males. | Males. | Fe- males. |
| 50 years..... | 11,125 | 11,561 | 11,064 | 11,525 | 61 | 36 | 6,480 | 6,348 | 49 | 47 | 61 | 36 | 4,585 | 5,130 | 4,499 | 5,079 |
| 51 years..... | 6,465 | 5,104 | 6,411 | 5,084 | 54 | 20 | 4,782 | 3,979 | 29 | 18 | 50 | 20 | 1,604 | 1,087 | 1,580 | 1,076 |
| 52 years..... | 7,436 | 6,005 | 7,373 | 5,970 | 63 | 35 | 5,008 | 4,441 | 39 | 21 | 59 | 35 | 2,330 | 1,508 | 2,311 | 1,496 |
| 53 years..... | 6,303 | 4,935 | 6,251 | 4,907 | 52 | 28 | 4,817 | 3,823 | 27 | 32 | 52 | 28 | 1,907 | 1,052 | 1,897 | 1,042 |
| 54 years..... | 6,016 | 5,251 | 5,975 | 5,220 | 41 | 31 | 4,037 | 3,938 | 30 | 17 | 41 | 30 | 1,908 | 1,266 | 1,898 | 1,259 |
| 50 to 54 years.. | 37,345 | 32,856 | 37,074 | 32,706 | 271 | 150 | 24,624 | 22,529 | 174 | 135 | 263 | 149 | 12,284 | 10,043 | 12,195 | 9,952 |
| 55 years..... | 6,733 | 6,596 | 6,672 | 6,573 | 61 | 23 | 3,888 | 4,273 | 34 | 18 | 59 | 22 | 2,752 | 2,283 | 2,734 | 2,258 |
| 56 years..... | 5,004 | 4,781 | 4,962 | 4,756 | 42 | 25 | 3,124 | 3,635 | 24 | 20 | 42 | 25 | 1,814 | 1,101 | 1,796 | 1,030 |
| 57 years..... | 4,071 | 3,904 | 4,048 | 3,884 | 23 | 20 | 2,686 | 3,069 | 21 | 16 | 23 | 20 | 1,341 | 799 | 1,325 | 793 |
| 58 years..... | 4,150 | 4,058 | 4,102 | 4,023 | 48 | 30 | 2,708 | 3,058 | 21 | 21 | 48 | 30 | 1,373 | 949 | 1,361 | 935 |
| 59 years..... | 3,606 | 3,844 | 3,564 | 3,819 | 42 | 25 | 2,375 | 2,997 | 29 | 17 | 40 | 25 | 1,162 | 805 | 1,153 | 804 |
| 55 to 59 years.. | 23,564 | 23,183 | 23,348 | 23,060 | 216 | 123 | 14,781 | 17,032 | 129 | 92 | 212 | 122 | 8,442 | 5,937 | 8,369 | 5,880 |
| 60 years..... | 6,079 | 7,492 | 6,023 | 7,467 | 56 | 25 | 2,986 | 4,250 | 33 | 31 | 55 | 25 | 3,005 | 3,186 | 2,971 | 3,149 |
| 61 years..... | 2,552 | 2,850 | 2,519 | 2,834 | 33 | 16 | 1,373 | 2,422 | 24 | 10 | 33 | 16 | 622 | 402 | 618 | 397 |
| 62 years..... | 3,023 | 3,201 | 2,985 | 3,137 | 33 | 14 | 2,144 | 2,553 | 20 | 21 | 38 | 14 | 821 | 613 | 812 | 607 |
| 63 years..... | 2,523 | 3,127 | 2,797 | 3,111 | 23 | 16 | 1,976 | 2,552 | 16 | 22 | 28 | 16 | 805 | 587 | 801 | 532 |
| 64 years..... | 2,848 | 3,061 | 2,814 | 3,039 | 34 | 22 | 1,935 | 2,479 | 18 | 19 | 34 | 22 | 811 | 541 | 804 | 536 |
| 60 to 64 years.. | 17,327 | 19,731 | 17,138 | 19,638 | 189 | 93 | 10,964 | 14,256 | 111 | 103 | 188 | 93 | 6,064 | 5,279 | 6,006 | 5,221 |
| 65 years..... | 3,880 | 4,546 | 3,850 | 4,513 | 30 | 23 | 2,147 | 2,897 | 13 | 17 | 30 | 28 | 1,690 | 1,604 | 1,681 | 1,536 |
| 66 years..... | 2,547 | 2,577 | 2,505 | 2,557 | 41 | 20 | 1,823 | 2,107 | 17 | 22 | 41 | 20 | 661 | 428 | 653 | 422 |
| 67 years..... | 2,381 | 2,336 | 2,339 | 2,371 | 42 | 15 | 1,672 | 1,940 | 12 | 19 | 42 | 15 | 655 | 412 | 649 | 410 |
| 68 years..... | 2,213 | 2,319 | 2,182 | 2,301 | 31 | 18 | 1,517 | 1,731 | 23 | 16 | 31 | 18 | 642 | 504 | 632 | 494 |
| 69 years..... | 2,062 | 2,097 | 2,037 | 2,085 | 25 | 12 | 1,443 | 1,634 | 7 | 8 | 25 | 12 | 587 | 443 | 585 | 439 |
| 65 to 69 years.. | 13,083 | 13,925 | 12,914 | 13,832 | 169 | 93 | 8,607 | 10,359 | 72 | 82 | 169 | 93 | 4,285 | 3,391 | 4,200 | 3,351 |
| 70 years..... | 3,245 | 4,088 | 3,217 | 4,082 | 28 | 6 | 1,645 | 2,349 | 21 | 23 | 28 | 6 | 1,551 | 1,710 | 1,533 | 1,695 |
| 71 years..... | 1,307 | 1,392 | 1,290 | 1,384 | 17 | 8 | 1,007 | 1,171 | 7 | 7 | 17 | 8 | 277 | 206 | 277 | 205 |
| 72 years..... | 1,664 | 1,705 | 1,642 | 1,693 | 22 | 12 | 1,217 | 1,364 | 17 | 14 | 22 | 11 | 408 | 316 | 403 | 315 |
| 73 years..... | 1,457 | 1,347 | 1,440 | 1,333 | 17 | 9 | 1,117 | 1,109 | 7 | 6 | 17 | 9 | 316 | 223 | 311 | 219 |
| 74 years..... | 1,331 | 1,457 | 1,316 | 1,451 | 15 | 6 | 946 | 1,166 | 9 | 5 | 15 | 6 | 361 | 280 | 355 | 279 |
| 70 to 74 years.. | 9,004 | 9,989 | 8,905 | 9,948 | 99 | 41 | 5,932 | 7,159 | 60 | 55 | 99 | 40 | 2,913 | 2,735 | 2,879 | 2,713 |
| 75 years..... | 1,701 | 2,115 | 1,688 | 2,102 | 13 | 13 | 974 | 1,289 | 12 | 17 | 13 | 13 | 702 | 796 | 696 | 793 |
| 76 years..... | 1,090 | 1,051 | 1,043 | 1,043 | 15 | 8 | 797 | 847 | 8 | 5 | 14 | 8 | 271 | 191 | 269 | 187 |
| 77 years..... | 915 | 876 | 905 | 870 | 10 | 6 | 686 | 722 | 13 | 4 | 10 | 6 | 206 | 144 | 203 | 144 |
| 78 years..... | 855 | 909 | 848 | 904 | 7 | 5 | 601 | 699 | 6 | 4 | 7 | 5 | 241 | 201 | 241 | 199 |
| 79 years..... | 721 | 728 | 716 | 726 | 5 | 2 | 522 | 566 | 7 | 4 | 5 | 2 | 187 | 156 | 185 | 155 |
| 75 to 79 years.. | 5,282 | 5,679 | 5,232 | 5,645 | 50 | 34 | 3,580 | 4,123 | 46 | 34 | 49 | 34 | 1,607 | 1,488 | 1,594 | 1,478 |
| 80 years..... | 1,041 | 1,516 | 1,036 | 1,509 | 5 | 7 | 530 | 773 | 13 | 9 | 5 | 7 | 493 | 727 | 458 | 720 |
| 81 years..... | 449 | 451 | 446 | 449 | 3 | 2 | 349 | 385 | 4 | 5 | 3 | 2 | 93 | 59 | 92 | 59 |
| 82 years..... | 438 | 455 | 437 | 453 | 1 | 2 | 315 | 353 | 3 | 6 | 1 | 2 | 119 | 89 | 113 | 89 |
| 83 years..... | 349 | 346 | 347 | 344 | 2 | 2 | 256 | 275 | 5 | 4 | 2 | 2 | 86 | 65 | 86 | 65 |
| 84 years..... | 348 | 391 | 343 | 391 | 5 | | 241 | 288 | 7 | 7 | 5 | | 95 | 96 | 95 | 94 |
| 80 to 84 years.. | 2,625 | 3,159 | 2,609 | 3,146 | 16 | 13 | 1,691 | 2,079 | 32 | 31 | 16 | 13 | 886 | 1,036 | 879 | 1,027 |
| 85 years..... | 348 | 405 | 344 | 403 | 4 | 2 | 183 | 219 | 2 | 2 | 4 | 2 | 159 | 182 | 159 | 181 |
| 86 years..... | 237 | 230 | 236 | 229 | 1 | 1 | 155 | 171 | 5 | 5 | | | 77 | 53 | 75 | 52 |
| 87 years..... | 204 | 221 | 203 | 220 | 1 | 1 | 134 | 155 | 1 | 3 | 1 | 1 | 68 | 62 | 65 | 61 |
| 88 years..... | 156 | 158 | 153 | 158 | 1 | | 106 | 113 | 3 | | 1 | | 46 | 45 | 44 | 43 |
| 89 years..... | 128 | 142 | 126 | 142 | 2 | | 81 | 91 | 1 | | 2 | | 44 | 51 | 43 | 48 |
| 85 to 89 years.. | 1,073 | 1,156 | 1,064 | 1,152 | 9 | 4 | 659 | 749 | 12 | 10 | 8 | 4 | 394 | 393 | 386 | 385 |
| 90 years..... | 142 | 237 | 141 | 236 | 1 | 1 | 56 | 74 | 1 | 4 | 1 | 1 | 84 | 158 | 82 | 154 |
| 91 years..... | 51 | 61 | 50 | 61 | 1 | | 33 | 45 | 3 | 1 | 1 | | 14 | 15 | 14 | 15 |
| 92 years..... | 60 | 57 | 60 | 57 | | | 35 | 33 | 1 | 2 | | | 24 | 22 | 24 | 22 |
| 93 years..... | 27 | 43 | 26 | 43 | 1 | | 13 | 27 | 1 | | 1 | | 12 | 16 | 12 | 14 |
| 94 years..... | 26 | 36 | 26 | 36 | | | 15 | 22 | | | | | 11 | 14 | 10 | 14 |
| 90 to 94 years.. | 306 | 434 | 303 | 433 | 3 | 1 | 152 | 201 | 6 | 7 | 3 | 1 | 145 | 225 | 142 | 219 |
| 95 years..... | 27 | 69 | 27 | 69 | | | 6 | 17 | | 1 | | | 21 | 51 | 21 | 49 |
| 96 years..... | 17 | 34 | 17 | 34 | | | 4 | 18 | | | | | 13 | 16 | 13 | 16 |
| 97 years..... | 7 | 20 | 7 | 20 | | | 2 | 7 | | | | | 5 | 13 | 4 | 13 |
| 98 years..... | 16 | 33 | 15 | 33 | 1 | | 5 | 10 | | | 1 | | 10 | 23 | 9 | 23 |
| 99 years..... | 13 | 24 | 13 | 24 | | | 4 | 6 | | | | | 9 | 18 | 9 | 18 |
| 95 to 99 years.. | 80 | 180 | 79 | 180 | 1 | | 21 | 58 | | 1 | 1 | | 58 | 121 | 56 | 119 |
| 100 years and over. | 58 | 115 | 58 | 115 | | | 8 | 12 | | 1 | | | 50 | 102 | 49 | 99 |
| Age unknown.... | 2,563 | 2,303 | 2,553 | 2,299 | 10 | 4 | 1,045 | 813 | 4 | | 8 | 3 | 1,506 | 1,487 | 1,504 | 1,481 |

¹ Persons of negro descent, Chinese, Japanese, and Indians.

² Includes all persons of negro descent.

STATISTICS OF POPULATION.

TABLE 2.—AGES OF THE AGGREGATE POPULATION, CLASSIFIED BY SEX,
NORTH DAKOTA.

| AGES. | AGGREGATE. | | NATIVE BORN. | | FOREIGN BORN. | | NATIVE WHITE— NATIVE PARENTS. | | NATIVE WHITE— FOREIGN PARENTS. | | FOREIGN WHITE. | | TOTAL COLORED, ¹ | | NEGRO. ² | |
|---------------------|------------|---------------|--------------|---------------|---------------|---------------|----------------------------------|---------------|-----------------------------------|---------------|-------------------|---------------|--------------------------------|---------------|---------------------|---------------|
| | Males. | Fe- males. | Males. | Fe- males. | Males. | Fe- males. | Males. | Fe- males. | Males. | Fe- males. | Males. | Fe- males. | Males. | Fe- males. | Males. | Fe- males. |
| All ages.... | 177,498 | 141,653 | 110,987 | 95,068 | 66,506 | 46,585 | 37,306 | 28,505 | 70,225 | 63,066 | 66,145 | 46,445 | 3,817 | 3,617 | 173 | 113 |
| Under 1 month.... | 449 | 429 | 448 | 427 | 1 | 2 | 95 | 94 | 345 | 324 | 1 | 2 | 8 | 9 | | 1 |
| 1 to 2 months..... | 892 | 886 | 891 | 882 | 1 | 4 | 198 | 200 | 667 | 660 | 1 | 4 | 26 | 22 | | 1 |
| 3 to 5 months..... | 1,226 | 1,312 | 1,221 | 1,304 | 5 | 8 | 273 | 306 | 919 | 964 | 5 | 7 | 29 | 35 | | 1 |
| 6 to 8 months..... | 1,329 | 1,290 | 1,310 | 1,285 | 19 | 5 | 299 | 289 | 982 | 963 | 19 | 5 | 29 | 33 | | 1 |
| 9 to 11 months..... | 1,268 | 1,122 | 1,246 | 1,110 | 17 | 12 | 282 | 297 | 983 | 799 | 17 | 12 | 31 | 14 | | |
| Under 1 year.. | 5,159 | 5,039 | 5,116 | 5,008 | 43 | 31 | 1,147 | 1,186 | 3,846 | 3,710 | 43 | 30 | 123 | 113 | 3 | 3 |
| 1 year..... | 4,845 | 4,641 | 4,742 | 4,541 | 103 | 100 | 1,105 | 997 | 3,550 | 3,405 | 103 | 100 | 87 | 139 | 2 | 1 |
| 2 years..... | 4,785 | 4,726 | 4,638 | 4,575 | 147 | 151 | 1,083 | 1,035 | 3,450 | 3,432 | 147 | 151 | 105 | 108 | 3 | 2 |
| 3 years..... | 4,648 | 4,592 | 4,460 | 4,424 | 188 | 168 | 1,036 | 993 | 3,335 | 3,334 | 188 | 168 | 89 | 97 | | |
| 4 years..... | 4,801 | 4,547 | 4,605 | 4,336 | 196 | 211 | 986 | 994 | 3,521 | 3,243 | 196 | 211 | 98 | 99 | 2 | 2 |
| 1 to 4 years.. | 19,079 | 18,506 | 18,445 | 17,876 | 634 | 630 | 4,210 | 4,019 | 13,856 | 13,414 | 634 | 630 | 379 | 443 | 7 | 5 |
| 5 years..... | 4,452 | 4,337 | 4,226 | 4,090 | 226 | 247 | 952 | 947 | 3,177 | 3,047 | 224 | 247 | 99 | 96 | 1 | 2 |
| 6 years..... | 4,446 | 4,338 | 4,139 | 4,038 | 257 | 240 | 899 | 886 | 3,193 | 3,058 | 257 | 239 | 97 | 105 | 3 | 3 |
| 7 years..... | 4,290 | 4,219 | 3,974 | 3,905 | 316 | 311 | 940 | 875 | 2,946 | 2,937 | 316 | 311 | 88 | 96 | 2 | 2 |
| 8 years..... | 4,177 | 4,013 | 3,766 | 3,654 | 411 | 359 | 873 | 870 | 2,811 | 2,688 | 411 | 358 | 82 | 97 | 4 | 4 |
| 9 years..... | 3,997 | 3,933 | 3,602 | 3,605 | 395 | 328 | 824 | 880 | 2,692 | 2,695 | 395 | 328 | 86 | 80 | 3 | 3 |
| 5 to 9 years.. | 21,362 | 20,840 | 19,757 | 19,355 | 1,605 | 1,485 | 4,488 | 4,458 | 14,819 | 14,425 | 1,603 | 1,483 | 462 | 474 | 13 | 12 |
| 10 years..... | 4,123 | 3,892 | 3,635 | 3,433 | 438 | 409 | 894 | 753 | 2,700 | 2,630 | 433 | 408 | 91 | 101 | 2 | 3 |
| 11 years..... | 3,722 | 3,618 | 3,244 | 3,176 | 478 | 442 | 801 | 687 | 2,361 | 2,412 | 476 | 441 | 84 | 78 | 2 | 2 |
| 12 years..... | 3,662 | 3,527 | 3,129 | 3,030 | 533 | 497 | 770 | 701 | 2,275 | 2,244 | 532 | 497 | 85 | 85 | 3 | 3 |
| 13 years..... | 3,322 | 3,168 | 2,743 | 2,622 | 579 | 546 | 671 | 656 | 2,005 | 1,901 | 579 | 546 | 67 | 65 | 7 | 1 |
| 14 years..... | 3,364 | 3,109 | 2,751 | 2,549 | 613 | 560 | 700 | 625 | 1,965 | 1,853 | 610 | 553 | 89 | 73 | 4 | 4 |
| 10 to 14 years.. | 18,193 | 17,314 | 15,552 | 14,860 | 2,641 | 2,454 | 3,836 | 3,422 | 11,306 | 11,040 | 2,635 | 2,450 | 416 | 402 | 18 | 18 |
| 15 years..... | 3,162 | 3,013 | 2,450 | 2,414 | 712 | 604 | 647 | 595 | 1,728 | 1,766 | 712 | 601 | 75 | 56 | 2 | 2 |
| 16 years..... | 3,111 | 2,894 | 2,375 | 2,206 | 736 | 688 | 621 | 540 | 1,668 | 1,596 | 731 | 687 | 91 | 71 | 2 | 4 |
| 17 years..... | 3,003 | 2,700 | 2,212 | 1,989 | 791 | 711 | 626 | 534 | 1,516 | 1,390 | 784 | 711 | 77 | 65 | 1 | 3 |
| 18 years..... | 3,072 | 2,803 | 1,992 | 1,879 | 1,080 | 924 | 613 | 571 | 1,306 | 1,249 | 1,066 | 924 | 87 | 59 | 3 | 3 |
| 19 years..... | 2,956 | 2,509 | 1,857 | 1,580 | 1,099 | 929 | 622 | 523 | 1,177 | 993 | 1,090 | 928 | 67 | 65 | 6 | 2 |
| 15 to 19 years.. | 15,304 | 13,924 | 10,886 | 10,063 | 4,418 | 3,856 | 3,129 | 2,763 | 7,395 | 6,994 | 4,333 | 3,851 | 397 | 316 | 14 | 14 |
| 20 years..... | 3,179 | 2,673 | 1,887 | 1,625 | 1,292 | 1,043 | 719 | 549 | 1,101 | 1,009 | 1,289 | 1,046 | 70 | 69 | 3 | 5 |
| 21 years..... | 3,484 | 2,809 | 2,053 | 1,449 | 1,431 | 1,160 | 822 | 497 | 1,178 | 902 | 1,422 | 1,159 | 62 | 51 | 5 | |
| 22 years..... | 3,624 | 2,679 | 2,041 | 1,477 | 1,533 | 1,202 | 819 | 542 | 1,152 | 883 | 1,571 | 1,201 | 62 | 53 | 3 | 3 |
| 23 years..... | 3,630 | 2,518 | 2,023 | 1,364 | 1,602 | 1,154 | 839 | 488 | 1,125 | 828 | 1,584 | 1,149 | 32 | 33 | 3 | 4 |
| 24 years..... | 3,663 | 2,499 | 1,976 | 1,345 | 1,687 | 1,154 | 825 | 492 | 1,094 | 801 | 1,675 | 1,149 | 69 | 57 | 5 | 2 |
| 20 to 24 years.. | 17,580 | 12,978 | 9,985 | 7,260 | 7,595 | 5,718 | 4,024 | 2,568 | 5,650 | 4,423 | 7,541 | 5,704 | 365 | 283 | 19 | 14 |
| 25 years..... | 3,571 | 2,399 | 1,816 | 1,253 | 1,755 | 1,146 | 745 | 450 | 1,016 | 747 | 1,739 | 1,140 | 71 | 62 | 3 | 2 |
| 26 years..... | 3,475 | 2,291 | 1,732 | 1,198 | 1,743 | 1,093 | 710 | 462 | 966 | 714 | 1,732 | 1,089 | 67 | 26 | 7 | 2 |
| 27 years..... | 3,387 | 2,163 | 1,709 | 1,104 | 1,673 | 1,064 | 735 | 429 | 924 | 638 | 1,666 | 1,061 | 62 | 40 | 10 | 2 |
| 28 years..... | 3,435 | 2,239 | 1,623 | 1,081 | 1,812 | 1,158 | 733 | 439 | 850 | 600 | 1,799 | 1,154 | 53 | 46 | 1 | 1 |
| 29 years..... | 3,074 | 2,006 | 1,403 | 971 | 1,673 | 1,035 | 651 | 401 | 708 | 530 | 1,664 | 1,031 | 53 | 44 | 2 | 4 |
| 25 to 29 years.. | 16,944 | 11,103 | 8,233 | 5,607 | 3,661 | 5,496 | 3,574 | 2,181 | 4,464 | 3,229 | 8,600 | 5,475 | 306 | 218 | 23 | 11 |
| 30 years..... | 3,638 | 2,259 | 1,573 | 1,056 | 2,060 | 1,203 | 786 | 436 | 747 | 581 | 2,048 | 1,198 | 57 | 44 | 4 | 1 |
| 31 years..... | 2,690 | 1,682 | 1,154 | 755 | 1,536 | 927 | 522 | 333 | 590 | 400 | 1,532 | 923 | 46 | 26 | 1 | |
| 32 years..... | 2,998 | 1,913 | 1,237 | 782 | 1,761 | 1,136 | 592 | 367 | 605 | 389 | 1,750 | 1,135 | 51 | 27 | 2 | 1 |
| 33 years..... | 2,716 | 1,813 | 1,058 | 725 | 1,658 | 1,038 | 512 | 333 | 514 | 351 | 1,653 | 1,086 | 37 | 43 | 2 | 4 |
| 34 years..... | 2,696 | 1,822 | 990 | 676 | 1,706 | 1,146 | 480 | 290 | 472 | 349 | 1,700 | 1,144 | 44 | 39 | 3 | 2 |
| 30 to 34 years.. | 14,738 | 9,494 | 6,017 | 3,994 | 3,721 | 5,500 | 2,892 | 1,759 | 2,928 | 2,070 | 8,633 | 5,486 | 285 | 179 | 12 | 8 |
| 35 years..... | 2,838 | 1,839 | 1,047 | 633 | 1,841 | 1,151 | 510 | 333 | 490 | 320 | 1,835 | 1,143 | 53 | 33 | 3 | 1 |
| 36 years..... | 2,627 | 1,789 | 923 | 646 | 1,639 | 1,143 | 467 | 306 | 428 | 313 | 1,638 | 1,142 | 39 | 28 | 5 | |
| 37 years..... | 2,576 | 1,753 | 991 | 639 | 1,585 | 1,114 | 494 | 294 | 462 | 309 | 1,579 | 1,113 | 41 | 37 | 2 | 1 |
| 38 years..... | 2,702 | 1,648 | 1,096 | 663 | 1,606 | 985 | 596 | 336 | 468 | 289 | 1,597 | 981 | 41 | 42 | 1 | 3 |
| 39 years..... | 2,626 | 1,695 | 979 | 660 | 1,647 | 1,035 | 516 | 335 | 432 | 296 | 1,639 | 1,031 | 39 | 33 | 2 | 1 |
| 35 to 39 years.. | 13,419 | 8,724 | 5,041 | 3,296 | 3,373 | 5,428 | 2,533 | 1,609 | 2,280 | 1,527 | 8,343 | 5,415 | 213 | 173 | 13 | 6 |
| 40 years..... | 2,945 | 1,798 | 1,059 | 673 | 1,886 | 1,125 | 568 | 315 | 450 | 311 | 1,879 | 1,118 | 48 | 54 | 5 | 2 |
| 41 years..... | 2,156 | 1,355 | 866 | 543 | 1,290 | 812 | 448 | 256 | 388 | 261 | 1,235 | 811 | 35 | 27 | 3 | 1 |
| 42 years..... | 2,329 | 1,480 | 856 | 542 | 1,473 | 938 | 461 | 256 | 364 | 241 | 1,468 | 937 | 36 | 46 | 2 | |
| 43 years..... | 2,012 | 1,277 | 776 | 485 | 1,236 | 792 | 411 | 255 | 332 | 190 | 1,230 | 789 | 39 | 43 | 2 | 1 |
| 44 years..... | 2,040 | 1,223 | 733 | 431 | 1,307 | 792 | 386 | 204 | 295 | 176 | 1,299 | 787 | 60 | 56 | 5 | 2 |
| 40 to 44 years.. | 11,432 | 7,133 | 4,290 | 2,674 | 7,192 | 4,459 | 2,274 | 1,286 | 1,829 | 1,179 | 7,161 | 4,442 | 218 | 226 | 17 | 6 |
| 45 years..... | 2,136 | 1,246 | 728 | 421 | 1,408 | 825 | 419 | 244 | 270 | 143 | 1,404 | 823 | 43 | 36 | 2 | 1 |
| 46 years..... | 1,639 | 953 | 553 | 314 | 1,086 | 639 | 320 | 195 | 206 | 89 | 1,033 | 639 | 30 | 30 | 2 | 2 |
| 47 years..... | 1,446 | 986 | 483 | 323 | 953 | 663 | 285 | 187 | 170 | 113 | 953 | 659 | 33 | 27 | 2 | 2 |
| 48 years..... | 1,404 | 941 | 434 | 334 | 970 | 607 | 277 | 206 | 123 | 94 | 965 | 607 | 34 | 34 | 2 | 1 |
| 49 years..... | 1,267 | 836 | 403 | 269 | 849 | 567 | 262 | 158 | 113 | 79 | 844 | 566 | 33 | 33 | 3 | 2 |
| 45 to 49 years.. | 7,882 | 4,962 | 2,611 | 1,661 | 5,271 | 3,301 | 1,563 | 990 | 392 | 518 | 5,249 | 3,294 | 178 | 160 | 11 | 8 |

¹ Persons of negro descent, Chinese, Japanese, and Indians.² Includes all persons of negro descent.

GENERAL NATIVITY, AND COLOR, BY STATES AND TERRITORIES: 1900—Continued.

NORTH DAKOTA.

| AGES. | AGGREGATE. | | NATIVE BORN. | | FOREIGN BORN. | | NATIVE WHITE— NATIVE PARENTS. | | NATIVE WHITE— FOREIGN PARENTS. | | FOREIGN WHITE. | | TOTAL COLORED. ¹ | | NEGRO. ² | |
|---------------------|------------|---------------|--------------|---------------|---------------|---------------|----------------------------------|---------------|-----------------------------------|---------------|----------------|---------------|--------------------------------|---------------|---------------------|---------------|
| | Males. | Fe- males. | Males. | Fe- males. | Males. | Fe- males. | Males. | Fe- males. | Males. | Fe- males. | Males. | Fe- males. | Males. | Fe- males. | Males. | Fe- males. |
| 50 years..... | 1,544 | 990 | 477 | 299 | 1,067 | 691 | 312 | 196 | 122 | 64 | 1,064 | 686 | 46 | 44 | 4 | 3 |
| 51 years..... | 1,078 | 710 | 397 | 245 | 741 | 465 | 229 | 166 | 83 | 49 | 785 | 464 | 31 | 31 | 2 | 1 |
| 52 years..... | 1,088 | 676 | 324 | 181 | 759 | 495 | 212 | 119 | 96 | 41 | 754 | 494 | 21 | 22 | | |
| 53 years..... | 956 | 629 | 310 | 207 | 646 | 422 | 208 | 139 | 74 | 42 | 641 | 421 | 33 | 27 | 2 | 1 |
| 54 years..... | 917 | 620 | 288 | 190 | 634 | 430 | 195 | 117 | 58 | 42 | 682 | 429 | 32 | 32 | 1 | |
| 50 to 54 years.. | 5,578 | 3,625 | 1,731 | 1,122 | 8,847 | 2,503 | 1,156 | 737 | 483 | 238 | 3,826 | 2,494 | 163 | 156 | 9 | 5 |
| 55 years..... | 983 | 634 | 298 | 193 | 685 | 441 | 215 | 131 | 64 | 33 | 683 | 437 | 21 | 33 | | |
| 56 years..... | 792 | 543 | 248 | 125 | 544 | 418 | 173 | 87 | 55 | 19 | 540 | 415 | 24 | 22 | 1 | |
| 57 years..... | 684 | 507 | 198 | 165 | 491 | 342 | 188 | 114 | 38 | 28 | 489 | 341 | 19 | 24 | 2 | |
| 58 years..... | 629 | 440 | 180 | 125 | 449 | 315 | 180 | 88 | 37 | 19 | 447 | 314 | 15 | 19 | | |
| 59 years..... | 618 | 437 | 194 | 126 | 424 | 311 | 141 | 96 | 39 | 18 | 423 | 311 | 15 | 12 | 1 | |
| 55 to 59 years.. | 3,706 | 2,561 | 1,113 | 734 | 2,593 | 1,827 | 797 | 516 | 233 | 117 | 2,582 | 1,818 | 94 | 110 | 4 | |
| 60 years..... | 662 | 501 | 175 | 149 | 487 | 352 | 130 | 96 | 29 | 20 | 487 | 351 | 16 | 34 | 1 | 1 |
| 61 years..... | 421 | 313 | 127 | 102 | 294 | 211 | 90 | 71 | 21 | 14 | 292 | 211 | 18 | 17 | 1 | |
| 62 years..... | 486 | 379 | 151 | 101 | 335 | 278 | 105 | 67 | 25 | 18 | 334 | 275 | 22 | 19 | | |
| 63 years..... | 500 | 344 | 143 | 100 | 352 | 244 | 116 | 72 | 17 | 14 | 352 | 242 | 15 | 16 | 1 | |
| 64 years..... | 464 | 349 | 128 | 96 | 336 | 253 | 88 | 67 | 20 | 12 | 335 | 252 | 21 | 18 | 1 | |
| 60 to 64 years.. | 2,533 | 1,886 | 729 | 548 | 1,804 | 1,338 | 529 | 373 | 112 | 78 | 1,800 | 1,331 | 92 | 104 | 4 | 1 |
| 65 years..... | 462 | 332 | 102 | 94 | 360 | 288 | 73 | 56 | 18 | 19 | 360 | 286 | 11 | 21 | 2 | 2 |
| 66 years..... | 395 | 337 | 113 | 85 | 282 | 252 | 86 | 61 | 14 | 9 | 280 | 251 | 15 | 16 | 1 | |
| 67 years..... | 364 | 295 | 100 | 71 | 264 | 224 | 79 | 39 | 8 | 9 | 261 | 221 | 16 | 26 | 1 | |
| 68 years..... | 294 | 224 | 60 | 68 | 234 | 161 | 40 | 46 | 10 | 7 | 234 | 160 | 10 | 11 | | |
| 69 years..... | 296 | 227 | 95 | 67 | 201 | 160 | 73 | 51 | 10 | 5 | 200 | 158 | 13 | 13 | | |
| 65 to 69 years.. | 1,811 | 1,465 | 470 | 380 | 1,341 | 1,085 | 351 | 253 | 60 | 49 | 1,335 | 1,076 | 65 | 87 | 4 | 2 |
| 70 years..... | 313 | 281 | 87 | 83 | 226 | 198 | 62 | 44 | 13 | 12 | 223 | 197 | 15 | 28 | | |
| 71 years..... | 231 | 158 | 68 | 47 | 163 | 111 | 50 | 31 | 8 | 5 | 162 | 111 | 11 | 11 | | |
| 72 years..... | 236 | 166 | 53 | 51 | 183 | 115 | 40 | 34 | 8 | 3 | 183 | 115 | 5 | 14 | | |
| 73 years..... | 189 | 191 | 51 | 40 | 138 | 151 | 42 | 25 | 5 | 5 | 138 | 149 | 4 | 12 | | |
| 74 years..... | 169 | 177 | 51 | 39 | 118 | 133 | 32 | 27 | 8 | | 118 | 137 | 11 | 13 | 1 | |
| 70 to 74 years.. | 1,138 | 973 | 310 | 260 | 828 | 713 | 226 | 161 | 42 | 25 | 824 | 709 | 46 | 78 | 1 | |
| 75 years..... | 167 | 177 | 52 | 53 | 115 | 124 | 40 | 30 | 8 | 3 | 115 | 124 | 4 | 20 | | |
| 76 years..... | 124 | 126 | 32 | 28 | 92 | 98 | 26 | 18 | 4 | 3 | 91 | 97 | 3 | 8 | | |
| 77 years..... | 134 | 126 | 31 | 24 | 103 | 102 | 23 | 15 | 1 | 2 | 101 | 101 | 9 | 8 | | |
| 78 years..... | 94 | 93 | 23 | 22 | 71 | 71 | 18 | 13 | 2 | 1 | 71 | 71 | 3 | 8 | | |
| 79 years..... | 120 | 74 | 35 | 17 | 85 | 57 | 22 | 9 | 6 | 2 | 84 | 57 | 8 | 6 | | |
| 75 to 79 years.. | 639 | 596 | 173 | 144 | 466 | 452 | 129 | 85 | 21 | 11 | 462 | 450 | 27 | 50 | | |
| 80 years..... | 77 | 67 | 18 | 17 | 59 | 50 | 13 | 9 | 2 | 2 | 59 | 49 | 3 | 7 | | |
| 81 years..... | 50 | 38 | 11 | 9 | 39 | 29 | 5 | 8 | 4 | | 38 | 29 | 3 | 1 | | |
| 82 years..... | 54 | 40 | 16 | 4 | 38 | 36 | 13 | 3 | 1 | | 38 | 36 | 2 | 1 | | |
| 83 years..... | 57 | 37 | 10 | 11 | 47 | 26 | 9 | 7 | | 2 | 47 | 26 | 1 | 2 | | |
| 84 years..... | 35 | 43 | 10 | 11 | 25 | 32 | 8 | 9 | 1 | 1 | 24 | 31 | 2 | 2 | | |
| 80 to 84 years.. | 273 | 225 | 65 | 52 | 208 | 173 | 48 | 36 | 8 | 5 | 206 | 171 | 11 | 13 | | |
| 85 years..... | 24 | 37 | 5 | 10 | 19 | 27 | 1 | 4 | 2 | | 19 | 27 | 2 | 6 | | |
| 86 years..... | 18 | 19 | 2 | 5 | 16 | 14 | 2 | | 1 | | 16 | 14 | 2 | 4 | | |
| 87 years..... | 14 | 24 | 2 | 7 | 12 | 17 | 1 | 1 | 1 | 1 | 12 | 17 | 1 | 5 | | |
| 88 years..... | 9 | 11 | | 5 | 9 | 6 | | 3 | | | 8 | 6 | 1 | 1 | | |
| 89 years..... | 12 | 14 | 4 | 2 | 8 | 12 | 3 | | | 2 | 8 | 12 | 1 | | | |
| 85 to 89 years.. | 77 | 105 | 13 | 29 | 64 | 76 | 7 | 8 | 3 | 5 | 63 | 76 | 4 | 16 | | |
| 90 years..... | 13 | 6 | 6 | 3 | 7 | 3 | 3 | 2 | 1 | | 7 | 3 | 2 | 1 | | |
| 91 years..... | 5 | 4 | | 2 | 5 | 2 | | 1 | | | 5 | 2 | | 1 | | |
| 92 years..... | 1 | 4 | | 1 | 1 | 3 | | | | | 1 | 3 | | 1 | | |
| 93 years..... | 2 | 1 | | 1 | 1 | | | 1 | | | 1 | | | | | |
| 94 years..... | 1 | 3 | | 2 | 1 | 1 | | 1 | | | 1 | 1 | | 1 | | |
| 90 to 94 years.. | 22 | 18 | 7 | 9 | 15 | 9 | 4 | 5 | 1 | | 15 | 9 | 2 | 4 | | |
| 95 years..... | 2 | 1 | | | 2 | 1 | | | | | 2 | 1 | | | | |
| 96 years..... | | 3 | | | | 2 | | | | | | 2 | | | | |
| 97 years..... | | 2 | | 1 | | 1 | | | | | | 1 | | 1 | | |
| 98 years..... | 1 | 2 | | | 1 | 2 | | | | | 1 | 2 | | | | |
| 99 years..... | | | | | | | | | | | | | | | | |
| 95 to 99 years.. | 3 | 8 | | 2 | 3 | 6 | | 1 | | | 3 | 6 | | 1 | | |
| 100 years and over. | 3 | 1 | 1 | | 2 | 1 | | | | | 2 | 1 | 1 | | 1 | |
| Age unknown.... | 568 | 173 | 392 | 129 | 176 | 44 | 339 | 89 | 47 | 29 | 152 | 44 | 30 | 11 | | |

¹ Persons of negro descent, Chinese, Japanese, and Indians.

² Includes all persons of negro descent.

STATISTICS OF POPULATION.

TABLE 2.—AGES OF THE AGGREGATE POPULATION, CLASSIFIED BY SEX. OHIO.

Table with columns for AGES, AGGREGATE, NATIVE BORN, FOREIGN BORN, NATIVE WHITE-NATIVE PARENTS, NATIVE WHITE-FOREIGN PARENTS, FOREIGN WHITE, TOTAL COLORED, and NEGRO. Rows list age groups from All ages to 45 to 49 years.

1 Persons of negro descent, Chinese, Japanese, and Indians.

2 Includes all persons of negro descent.

GENERAL NATIVITY, AND COLOR, BY STATES AND TERRITORIES: 1900—Continued.

OHIO.

| AGES. | AGGREGATE. | | NATIVE BORN. | | FOREIGN BORN. | | NATIVE WHITE— NATIVE PARENTS. | | NATIVE WHITE— FOREIGN PARENTS. | | FOREIGN WHITE. | | TOTAL COLORED. ¹ | | NEGRO. ² | |
|---------------------|------------|---------------|--------------|---------------|---------------|---------------|----------------------------------|---------------|-----------------------------------|---------------|-------------------|---------------|--------------------------------|---------------|---------------------|---------------|
| | Males. | Fe- males. | Males. | Fe- males. | Males. | Fe- males. | Males. | Fe- males. | Males. | Fe- males. | Males. | Fe- males. | Males. | Fe- males. | Males. | Fe- males. |
| 50 years..... | 22,422 | 21,114 | 16,451 | 16,220 | 5,971 | 4,894 | 12,372 | 11,876 | 3,415 | 3,713 | 5,965 | 4,891 | 670 | 634 | 665 | 634 |
| 51 years..... | 16,956 | 16,094 | 13,022 | 12,794 | 3,934 | 3,300 | 10,038 | 9,848 | 2,610 | 2,703 | 3,931 | 3,299 | 377 | 249 | 375 | 249 |
| 52 years..... | 18,101 | 16,897 | 13,651 | 13,171 | 4,450 | 3,726 | 10,529 | 10,158 | 2,672 | 2,682 | 4,448 | 3,725 | 452 | 332 | 452 | 332 |
| 53 years..... | 16,054 | 15,525 | 12,166 | 12,140 | 3,888 | 3,385 | 9,569 | 9,575 | 2,282 | 2,275 | 3,883 | 3,384 | 370 | 291 | 367 | 291 |
| 54 years..... | 16,205 | 15,644 | 12,096 | 11,986 | 4,109 | 3,658 | 9,499 | 9,457 | 2,195 | 2,194 | 4,104 | 3,657 | 407 | 336 | 404 | 336 |
| 50 to 54 years.. | 89,738 | 85,274 | 67,386 | 66,311 | 22,352 | 18,963 | 52,007 | 50,909 | 13,124 | 13,567 | 22,331 | 18,956 | 2,276 | 1,842 | 2,263 | 1,842 |
| 55 years..... | 17,685 | 16,593 | 12,933 | 12,435 | 4,752 | 4,158 | 10,194 | 9,771 | 2,218 | 2,280 | 4,749 | 4,153 | 524 | 389 | 524 | 388 |
| 56 years..... | 15,602 | 14,964 | 11,597 | 11,538 | 4,005 | 3,425 | 9,118 | 8,251 | 2,102 | 1,987 | 4,001 | 3,426 | 381 | 300 | 381 | 300 |
| 57 years..... | 13,685 | 13,418 | 10,089 | 10,217 | 3,596 | 3,201 | 7,963 | 8,229 | 1,821 | 1,762 | 3,594 | 3,199 | 307 | 228 | 307 | 228 |
| 58 years..... | 12,966 | 13,365 | 9,409 | 10,017 | 3,557 | 3,548 | 7,533 | 7,989 | 1,573 | 1,788 | 3,553 | 3,348 | 307 | 240 | 304 | 240 |
| 59 years..... | 12,749 | 12,840 | 9,311 | 9,787 | 3,438 | 3,053 | 7,546 | 7,947 | 1,499 | 1,633 | 3,436 | 3,053 | 268 | 207 | 266 | 206 |
| 55 to 59 years.. | 72,687 | 71,180 | 53,339 | 53,994 | 19,348 | 17,186 | 42,354 | 43,187 | 9,213 | 9,450 | 19,333 | 17,179 | 1,787 | 1,364 | 1,782 | 1,362 |
| 60 years..... | 14,244 | 14,559 | 9,716 | 10,210 | 4,528 | 4,349 | 7,764 | 8,230 | 1,494 | 1,599 | 4,524 | 4,349 | 462 | 381 | 461 | 381 |
| 61 years..... | 10,228 | 10,125 | 7,459 | 7,592 | 2,769 | 2,533 | 6,156 | 6,322 | 1,126 | 1,143 | 2,767 | 2,532 | 177 | 177 | 175 | 128 |
| 62 years..... | 11,337 | 11,182 | 8,173 | 8,260 | 3,164 | 2,922 | 6,824 | 6,864 | 1,163 | 1,217 | 3,160 | 2,920 | 180 | 181 | 181 | 181 |
| 63 years..... | 10,888 | 10,898 | 7,768 | 7,963 | 3,120 | 2,935 | 6,495 | 6,654 | 1,077 | 1,145 | 3,117 | 2,935 | 199 | 164 | 198 | 164 |
| 64 years..... | 9,977 | 10,248 | 7,069 | 7,420 | 2,908 | 2,828 | 5,887 | 6,264 | 981 | 1,009 | 2,905 | 2,828 | 204 | 147 | 202 | 147 |
| 60 to 64 years.. | 56,674 | 57,012 | 40,185 | 41,445 | 16,489 | 15,567 | 33,128 | 34,334 | 5,841 | 6,113 | 16,473 | 15,564 | 1,232 | 1,001 | 1,224 | 1,001 |
| 65 years..... | 10,388 | 10,530 | 6,857 | 7,110 | 3,531 | 3,420 | 5,651 | 5,996 | 916 | 893 | 3,531 | 3,420 | 290 | 221 | 289 | 221 |
| 66 years..... | 9,132 | 9,326 | 6,311 | 6,733 | 2,821 | 2,593 | 5,388 | 5,765 | 772 | 841 | 2,821 | 2,593 | 151 | 127 | 151 | 127 |
| 67 years..... | 8,763 | 8,631 | 6,082 | 6,061 | 2,681 | 2,570 | 5,189 | 5,274 | 735 | 653 | 2,679 | 2,570 | 160 | 134 | 160 | 134 |
| 68 years..... | 7,736 | 7,701 | 5,811 | 5,405 | 2,425 | 2,296 | 4,533 | 4,675 | 618 | 610 | 2,425 | 2,296 | 160 | 120 | 159 | 120 |
| 69 years..... | 7,290 | 7,171 | 4,918 | 4,945 | 2,372 | 2,226 | 4,255 | 4,336 | 542 | 602 | 2,370 | 2,226 | 123 | 107 | 123 | 106 |
| 65 to 69 years.. | 43,309 | 43,359 | 29,479 | 30,254 | 13,830 | 13,105 | 25,016 | 26,046 | 3,583 | 3,499 | 13,826 | 13,105 | 884 | 709 | 882 | 708 |
| 70 years..... | 7,757 | 7,968 | 4,880 | 5,135 | 2,877 | 2,833 | 4,196 | 4,402 | 482 | 542 | 2,876 | 2,832 | 203 | 192 | 203 | 192 |
| 71 years..... | 5,618 | 5,682 | 3,738 | 3,939 | 1,880 | 1,743 | 3,261 | 3,509 | 388 | 376 | 1,880 | 1,743 | 89 | 54 | 89 | 54 |
| 72 years..... | 6,246 | 6,154 | 4,149 | 4,246 | 2,097 | 1,908 | 3,675 | 3,701 | 390 | 445 | 2,097 | 1,908 | 84 | 100 | 84 | 99 |
| 73 years..... | 5,484 | 5,455 | 3,674 | 3,731 | 1,810 | 1,724 | 3,187 | 3,300 | 405 | 378 | 1,810 | 1,723 | 82 | 54 | 82 | 54 |
| 74 years..... | 5,028 | 4,896 | 3,275 | 3,415 | 1,753 | 1,481 | 2,863 | 2,955 | 339 | 386 | 1,753 | 1,481 | 73 | 74 | 72 | 74 |
| 70 to 74 years.. | 30,133 | 30,155 | 19,716 | 20,466 | 10,417 | 9,689 | 17,182 | 17,867 | 2,004 | 2,127 | 10,416 | 9,687 | 531 | 474 | 530 | 473 |
| 75 years..... | 4,929 | 5,029 | 3,222 | 3,390 | 1,707 | 1,639 | 2,813 | 2,902 | 309 | 376 | 1,707 | 1,638 | 100 | 113 | 100 | 113 |
| 76 years..... | 3,960 | 4,068 | 2,600 | 2,812 | 1,360 | 1,256 | 2,299 | 2,439 | 246 | 313 | 1,360 | 1,256 | 55 | 60 | 55 | 60 |
| 77 years..... | 3,459 | 3,494 | 2,316 | 2,492 | 1,143 | 1,002 | 2,038 | 2,209 | 235 | 250 | 1,143 | 1,002 | 43 | 33 | 43 | 33 |
| 78 years..... | 3,184 | 3,124 | 2,081 | 2,192 | 1,103 | 932 | 1,806 | 1,900 | 209 | 246 | 1,103 | 932 | 66 | 46 | 66 | 46 |
| 79 years..... | 2,723 | 2,830 | 1,825 | 2,020 | 898 | 810 | 1,569 | 1,775 | 197 | 202 | 898 | 810 | 59 | 43 | 59 | 43 |
| 75 to 79 years.. | 18,255 | 18,545 | 12,044 | 12,906 | 6,211 | 5,639 | 10,525 | 11,225 | 1,196 | 1,387 | 6,211 | 5,638 | 323 | 295 | 323 | 295 |
| 80 years..... | 2,688 | 2,790 | 1,760 | 1,920 | 928 | 870 | 1,489 | 1,644 | 194 | 198 | 928 | 870 | 77 | 78 | 77 | 78 |
| 81 years..... | 1,978 | 2,001 | 1,335 | 1,484 | 643 | 517 | 1,171 | 1,295 | 141 | 169 | 643 | 517 | 23 | 20 | 23 | 20 |
| 82 years..... | 1,675 | 1,701 | 1,216 | 1,272 | 459 | 429 | 1,030 | 1,125 | 141 | 119 | 459 | 429 | 45 | 28 | 45 | 28 |
| 83 years..... | 1,287 | 1,484 | 908 | 1,101 | 379 | 383 | 777 | 965 | 113 | 111 | 379 | 383 | 18 | 25 | 18 | 25 |
| 84 years..... | 1,166 | 1,176 | 808 | 861 | 358 | 315 | 706 | 740 | 85 | 98 | 358 | 315 | 17 | 23 | 17 | 23 |
| 80 to 84 years.. | 8,794 | 9,152 | 6,027 | 6,638 | 2,767 | 2,514 | 5,173 | 5,769 | 674 | 695 | 2,767 | 2,514 | 180 | 174 | 180 | 174 |
| 85 years..... | 886 | 985 | 603 | 699 | 283 | 286 | 518 | 584 | 68 | 88 | 283 | 286 | 17 | 27 | 17 | 27 |
| 86 years..... | 678 | 787 | 507 | 586 | 171 | 201 | 442 | 517 | 47 | 54 | 171 | 201 | 18 | 15 | 18 | 15 |
| 87 years..... | 596 | 693 | 423 | 510 | 168 | 183 | 363 | 420 | 57 | 67 | 168 | 183 | 8 | 8 | 8 | 8 |
| 88 years..... | 413 | 485 | 298 | 365 | 115 | 120 | 243 | 316 | 35 | 41 | 115 | 120 | 15 | 8 | 15 | 8 |
| 89 years..... | 307 | 370 | 198 | 286 | 109 | 84 | 171 | 234 | 21 | 41 | 109 | 84 | 6 | 11 | 6 | 11 |
| 85 to 89 years.. | 2,880 | 3,320 | 2,034 | 2,446 | 846 | 874 | 1,742 | 2,071 | 228 | 291 | 846 | 874 | 64 | 84 | 64 | 84 |
| 90 years..... | 220 | 333 | 152 | 248 | 68 | 85 | 129 | 196 | 17 | 34 | 68 | 85 | 6 | 18 | 6 | 18 |
| 91 years..... | 150 | 175 | 100 | 132 | 50 | 43 | 75 | 117 | 16 | 14 | 50 | 43 | 9 | 1 | 9 | 1 |
| 92 years..... | 110 | 119 | 88 | 98 | 22 | 21 | 22 | 31 | 9 | 14 | 22 | 21 | 2 | 3 | 2 | 3 |
| 93 years..... | 64 | 87 | 50 | 68 | 14 | 19 | 42 | 58 | 5 | 7 | 14 | 19 | 3 | 3 | 3 | 3 |
| 94 years..... | 41 | 52 | 25 | 42 | 16 | 10 | 16 | 35 | 5 | 4 | 16 | 10 | 4 | 3 | 4 | 3 |
| 90 to 94 years.. | 585 | 766 | 415 | 588 | 170 | 178 | 339 | 487 | 52 | 73 | 170 | 178 | 24 | 28 | 24 | 28 |
| 95 years..... | 42 | 50 | 28 | 35 | 14 | 15 | 21 | 29 | 2 | 4 | 14 | 15 | 5 | 2 | 5 | 2 |
| 96 years..... | 26 | 28 | 15 | 21 | 11 | 7 | 12 | 16 | ----- | 3 | 11 | 7 | 3 | 2 | 3 | 2 |
| 97 years..... | 17 | 23 | 6 | 18 | 11 | 5 | 3 | 15 | ----- | 2 | 11 | 5 | 3 | 1 | 3 | 1 |
| 98 years..... | 11 | 31 | 7 | 22 | 4 | 9 | 4 | 15 | ----- | 2 | 4 | 9 | 3 | 3 | 3 | 5 |
| 99 years..... | 8 | 11 | 6 | 7 | 2 | 4 | 4 | 7 | 1 | ----- | 2 | 4 | 2 | ----- | 2 | ----- |
| 95 to 99 years.. | 104 | 143 | 62 | 103 | 42 | 40 | 43 | 82 | 3 | 11 | 42 | 40 | 16 | 10 | 16 | 10 |
| 100 years and over. | 22 | 41 | 15 | 32 | 7 | 9 | 5 | 10 | 1 | 3 | 7 | 9 | 9 | 19 | 9 | 19 |
| Age unknown.... | 4,802 | 2,169 | 4,300 | 1,850 | 502 | 319 | 3,717 | 1,407 | 268 | 176 | 499 | 316 | 318 | 270 | 313 | 270 |

¹ Persons of negro descent, Chinese, Japanese, and Indians.

² Includes all persons of negro descent.

STATISTICS OF POPULATION.

TABLE 2.—AGES OF THE AGGREGATE POPULATION, CLASSIFIED BY SEX,
OKLAHOMA.

| AGES. | AGGREGATE. | | NATIVE BORN. | | FOREIGN BORN. | | NATIVE WHITE— NATIVE PARENTS. | | NATIVE WHITE— FOREIGN PARENTS. | | FOREIGN WHITE. | | TOTAL COLORED. ¹ | | NEGRO. ² | |
|---------------------|------------|---------------|--------------|---------------|---------------|---------------|----------------------------------|---------------|-----------------------------------|---------------|-------------------|---------------|--------------------------------|---------------|---------------------|---------------|
| | Males. | Fe- males. | Males. | Fe- males. | Males. | Fe- males. | Males. | Fe- males. | Males. | Fe- males. | Males. | Fe- males. | Males. | Fe- males. | Males. | Fe- males. |
| | | | | | | | | | | | | | | | | |
| All ages.... | 214,359 | 183,972 | 204,859 | 177,792 | 9,500 | 6,180 | 168,926 | 144,979 | 20,586 | 17,429 | 9,431 | 6,173 | 15,416 | 15,391 | 9,509 | 9,322 |
| Under 1 month..... | 463 | 466 | 463 | 466 | | | 390 | 378 | 47 | 50 | | | 26 | 38 | 17 | 24 |
| 1 to 2 months..... | 1,086 | 1,100 | 1,085 | 1,100 | 1 | | 860 | 909 | 86 | 96 | 1 | | 89 | 95 | 52 | 59 |
| 3 to 5 months..... | 1,723 | 1,623 | 1,723 | 1,623 | | | 1,417 | 1,340 | 185 | 154 | | | 126 | 129 | 77 | 74 |
| 6 to 8 months..... | 1,491 | 1,451 | 1,590 | 1,449 | 1 | 2 | 1,321 | 1,206 | 144 | 150 | 1 | 2 | 125 | 93 | 65 | 50 |
| 9 to 11 months..... | 1,463 | 1,463 | 1,490 | 1,462 | 1 | 1 | 1,260 | 1,230 | 124 | 140 | 1 | 1 | 106 | 92 | 75 | 67 |
| Under 1 year..... | 8,309 | 6,108 | 6,306 | 6,100 | 3 | 3 | 5,248 | 5,063 | 586 | 590 | 3 | 3 | 472 | 447 | 286 | 274 |
| 1 year..... | 5,803 | 5,789 | 5,803 | 5,781 | 5 | 8 | 4,843 | 4,803 | 566 | 529 | 5 | 7 | 394 | 450 | 219 | 258 |
| 2 years..... | 5,999 | 5,843 | 5,991 | 5,838 | 8 | 5 | 5,037 | 4,840 | 566 | 549 | 8 | 5 | 388 | 449 | 237 | 282 |
| 3 years..... | 5,855 | 5,542 | 5,845 | 5,534 | 10 | 8 | 4,881 | 4,596 | 549 | 526 | 10 | 8 | 415 | 412 | 256 | 267 |
| 4 years..... | 5,659 | 5,623 | 5,651 | 5,611 | 8 | 12 | 4,708 | 4,659 | 582 | 523 | 7 | 12 | 362 | 429 | 215 | 256 |
| 1 to 4 years..... | 23,821 | 22,797 | 23,290 | 22,764 | 31 | 33 | 19,469 | 18,898 | 2,263 | 2,127 | 30 | 32 | 1,559 | 1,740 | 927 | 1,063 |
| 5 years..... | 5,632 | 5,404 | 5,616 | 5,399 | 16 | 5 | 4,603 | 4,408 | 598 | 553 | 16 | 5 | 415 | 438 | 244 | 236 |
| 6 years..... | 5,553 | 5,446 | 5,541 | 5,432 | 12 | 14 | 4,551 | 4,492 | 556 | 516 | 12 | 14 | 434 | 424 | 258 | 252 |
| 7 years..... | 5,215 | 5,173 | 5,199 | 5,158 | 16 | 15 | 4,301 | 4,237 | 543 | 563 | 16 | 15 | 355 | 398 | 203 | 215 |
| 8 years..... | 5,369 | 5,119 | 5,345 | 5,085 | 24 | 34 | 4,418 | 4,157 | 537 | 524 | 24 | 34 | 390 | 404 | 239 | 250 |
| 9 years..... | 5,050 | 4,785 | 5,021 | 4,754 | 29 | 31 | 4,137 | 3,889 | 582 | 497 | 29 | 31 | 352 | 363 | 219 | 221 |
| 5 to 9 years..... | 26,819 | 25,927 | 26,722 | 25,828 | 97 | 99 | 22,010 | 21,183 | 2,766 | 2,653 | 97 | 99 | 1,946 | 1,992 | 1,163 | 1,174 |
| 10 years..... | 5,299 | 4,919 | 5,265 | 4,881 | 34 | 33 | 4,259 | 3,999 | 604 | 498 | 34 | 33 | 402 | 384 | 258 | 226 |
| 11 years..... | 4,814 | 4,673 | 4,778 | 4,633 | 36 | 40 | 3,930 | 3,776 | 498 | 487 | 36 | 40 | 350 | 370 | 198 | 227 |
| 12 years..... | 4,991 | 4,768 | 4,947 | 4,736 | 44 | 32 | 4,019 | 3,847 | 410 | 466 | 44 | 32 | 413 | 403 | 241 | 227 |
| 13 years..... | 4,651 | 4,382 | 4,594 | 4,336 | 57 | 46 | 3,741 | 3,464 | 495 | 485 | 57 | 46 | 353 | 337 | 207 | 237 |
| 14 years..... | 4,491 | 4,274 | 4,426 | 4,213 | 65 | 56 | 3,586 | 3,432 | 482 | 439 | 65 | 56 | 353 | 347 | 227 | 199 |
| 10 to 14 years..... | 24,246 | 23,016 | 24,010 | 22,304 | 236 | 212 | 19,535 | 18,518 | 2,539 | 2,395 | 236 | 212 | 1,886 | 1,891 | 1,131 | 1,116 |
| 15 years..... | 4,400 | 4,149 | 4,341 | 4,083 | 59 | 61 | 3,551 | 3,303 | 424 | 432 | 59 | 61 | 366 | 353 | 241 | 215 |
| 16 years..... | 4,859 | 4,064 | 4,284 | 3,993 | 75 | 66 | 3,505 | 3,227 | 440 | 408 | 75 | 66 | 339 | 368 | 209 | 235 |
| 17 years..... | 3,949 | 3,859 | 3,892 | 3,733 | 57 | 71 | 3,190 | 3,057 | 401 | 401 | 57 | 71 | 301 | 330 | 176 | 211 |
| 18 years..... | 4,133 | 3,951 | 4,055 | 3,867 | 83 | 84 | 3,379 | 3,135 | 336 | 365 | 83 | 84 | 290 | 337 | 132 | 246 |
| 19 years..... | 3,870 | 3,565 | 3,776 | 3,491 | 94 | 74 | 3,078 | 2,839 | 333 | 343 | 93 | 74 | 316 | 309 | 132 | 207 |
| 15 to 19 years..... | 20,716 | 19,588 | 20,343 | 19,232 | 368 | 356 | 16,703 | 15,561 | 2,034 | 1,944 | 367 | 356 | 1,612 | 1,727 | 1,000 | 1,114 |
| 20 years..... | 3,757 | 3,567 | 3,655 | 3,514 | 102 | 73 | 3,005 | 2,845 | 358 | 320 | 101 | 73 | 293 | 349 | 175 | 233 |
| 21 years..... | 3,631 | 3,267 | 3,516 | 3,175 | 115 | 92 | 2,951 | 2,618 | 347 | 312 | 115 | 92 | 213 | 245 | 144 | 160 |
| 22 years..... | 3,714 | 3,468 | 3,594 | 3,364 | 120 | 104 | 2,997 | 2,733 | 314 | 333 | 118 | 104 | 285 | 293 | 185 | 181 |
| 23 years..... | 3,730 | 3,349 | 3,620 | 3,253 | 110 | 96 | 3,005 | 2,643 | 393 | 345 | 108 | 95 | 224 | 266 | 160 | 191 |
| 24 years..... | 3,672 | 3,288 | 3,548 | 3,161 | 124 | 127 | 2,942 | 2,558 | 325 | 326 | 123 | 127 | 282 | 277 | 164 | 186 |
| 20 to 24 years..... | 18,504 | 16,959 | 17,933 | 16,467 | 571 | 492 | 14,900 | 13,897 | 1,737 | 1,636 | 565 | 491 | 1,302 | 1,435 | 828 | 951 |
| 25 years..... | 3,569 | 3,222 | 3,427 | 3,097 | 142 | 125 | 2,842 | 2,494 | 329 | 334 | 137 | 125 | 261 | 269 | 150 | 162 |
| 26 years..... | 3,332 | 2,991 | 3,219 | 2,851 | 163 | 140 | 2,661 | 2,325 | 342 | 327 | 161 | 140 | 215 | 199 | 135 | 109 |
| 27 years..... | 3,530 | 2,993 | 3,341 | 2,854 | 139 | 139 | 2,761 | 2,339 | 366 | 307 | 139 | 139 | 214 | 208 | 137 | 122 |
| 28 years..... | 3,651 | 3,106 | 3,464 | 2,963 | 138 | 138 | 2,842 | 2,462 | 388 | 283 | 138 | 138 | 235 | 223 | 135 | 137 |
| 29 years..... | 3,225 | 2,670 | 3,031 | 2,525 | 194 | 145 | 2,607 | 2,096 | 332 | 270 | 193 | 145 | 193 | 159 | 118 | 103 |
| 25 to 29 years..... | 17,357 | 14,982 | 16,432 | 14,295 | 875 | 637 | 13,613 | 11,716 | 1,757 | 1,521 | 866 | 637 | 1,121 | 1,058 | 675 | 638 |
| 30 years..... | 3,911 | 2,997 | 3,693 | 2,817 | 218 | 130 | 3,049 | 2,264 | 406 | 278 | 215 | 130 | 241 | 275 | 132 | 153 |
| 31 years..... | 2,918 | 2,295 | 2,724 | 2,163 | 194 | 127 | 2,801 | 1,815 | 282 | 220 | 193 | 127 | 142 | 133 | 75 | 68 |
| 32 years..... | 3,154 | 2,514 | 2,933 | 2,376 | 221 | 138 | 2,462 | 1,937 | 337 | 263 | 219 | 138 | 136 | 176 | 75 | 80 |
| 33 years..... | 3,169 | 2,446 | 2,942 | 2,293 | 227 | 148 | 2,446 | 1,859 | 343 | 268 | 227 | 148 | 143 | 141 | 88 | 100 |
| 34 years..... | 2,783 | 2,056 | 2,549 | 1,925 | 239 | 131 | 2,103 | 1,574 | 233 | 214 | 239 | 131 | 163 | 137 | 105 | 33 |
| 30 to 34 years..... | 15,940 | 12,303 | 14,841 | 11,584 | 1,099 | 724 | 12,361 | 9,479 | 1,636 | 1,243 | 1,093 | 724 | 830 | 862 | 475 | 494 |
| 35 years..... | 2,787 | 2,049 | 2,541 | 1,903 | 246 | 146 | 2,033 | 1,430 | 303 | 217 | 242 | 146 | 209 | 206 | 122 | 123 |
| 36 years..... | 2,650 | 1,917 | 2,374 | 1,752 | 276 | 165 | 1,921 | 1,391 | 317 | 210 | 271 | 165 | 141 | 151 | 76 | 101 |
| 37 years..... | 2,616 | 1,913 | 2,364 | 1,733 | 252 | 130 | 1,939 | 1,415 | 263 | 209 | 252 | 130 | 162 | 164 | 101 | 107 |
| 38 years..... | 3,180 | 2,198 | 2,933 | 2,053 | 242 | 140 | 2,419 | 1,664 | 333 | 223 | 241 | 140 | 182 | 171 | 104 | 89 |
| 39 years..... | 2,812 | 2,130 | 2,536 | 1,935 | 226 | 145 | 2,118 | 1,536 | 285 | 236 | 223 | 145 | 136 | 163 | 109 | 96 |
| 35 to 39 years..... | 14,045 | 10,212 | 12,803 | 9,436 | 1,242 | 726 | 10,430 | 7,536 | 1,506 | 1,095 | 1,229 | 726 | 830 | 855 | 512 | 516 |
| 40 years..... | 2,932 | 2,100 | 2,744 | 1,960 | 233 | 140 | 2,194 | 1,493 | 296 | 188 | 234 | 140 | 253 | 279 | 137 | 149 |
| 41 years..... | 2,234 | 1,599 | 2,030 | 1,499 | 194 | 100 | 1,749 | 1,243 | 239 | 155 | 193 | 100 | 103 | 96 | 62 | 60 |
| 42 years..... | 2,432 | 1,766 | 2,226 | 1,619 | 205 | 117 | 1,836 | 1,330 | 208 | 135 | 205 | 117 | 123 | 134 | 75 | 74 |
| 43 years..... | 2,231 | 1,529 | 2,049 | 1,405 | 182 | 124 | 1,735 | 1,133 | 198 | 153 | 182 | 124 | 116 | 119 | 72 | 69 |
| 44 years..... | 2,101 | 1,545 | 1,935 | 1,442 | 166 | 103 | 1,611 | 1,191 | 191 | 130 | 166 | 103 | 133 | 121 | 77 | 57 |
| 40 to 44 years..... | 12,030 | 8,539 | 11,044 | 7,955 | 936 | 584 | 9,135 | 6,395 | 1,132 | 811 | 936 | 584 | 733 | 749 | 423 | 409 |
| 45 years..... | 2,273 | 1,603 | 2,071 | 1,437 | 202 | 116 | 1,667 | 1,169 | 214 | 114 | 199 | 115 | 193 | 205 | 97 | 115 |
| 46 years..... | 1,323 | 1,237 | 1,663 | 1,196 | 165 | 91 | 1,330 | 971 | 170 | 120 | 165 | 91 | 113 | 105 | 63 | 64 |
| 47 years..... | 1,776 | 1,323 | 1,634 | 1,205 | 142 | 123 | 1,330 | 1,000 | 143 | 103 | 142 | 123 | 106 | 102 | 57 | 67 |
| 48 years..... | 1,308 | 1,230 | 1,616 | 1,173 | 192 | 107 | 1,340 | 957 | 147 | 84 | 190 | 107 | 131 | 132 | 77 | 72 |
| 49 years..... | 1,706 | 1,267 | 1,529 | 1,153 | 177 | 109 | 1,293 | 956 | 133 | 89 | 175 | 109 | 105 | 113 | 63 | 69 |
| 45 to 49 years..... | 9,391 | 6,765 | 8,513 | 6,219 | 878 | 546 | 7,060 | 5,053 | 812 | 510 | 871 | 545 | 643 | 657 | 357 | 337 |

¹ Persons of negro descent, Chinese, Japanese, and Indians.² Includes all persons of negro descent.

GENERAL NATIVITY, AND COLOR, BY STATES AND TERRITORIES: 1900—Continued.

OKLAHOMA.

| AGES. | AGGREGATE. | | NATIVE BORN. | | FOREIGN BORN. | | NATIVE WHITE— NATIVE PARENTS. | | NATIVE WHITE— FOREIGN PARENTS. | | FOREIGN WHITE. | | TOTAL COLORED, ¹ | | NEGRO, ² | |
|---------------------|------------|---------------|--------------|---------------|---------------|---------------|----------------------------------|---------------|-----------------------------------|---------------|-------------------|---------------|--------------------------------|---------------|---------------------|---------------|
| | Males. | Fe- males. | Males. | Fe- males. | Males. | Fe- males. | Males. | Fe- males. | Males. | Fe- males. | Males. | Fe- males. | Males. | Fe- males. | Males. | Fe- males. |
| 50 years..... | 2,185 | 1,406 | 1,972 | 1,283 | 213 | 123 | 1,542 | 985 | 176 | 82 | 211 | 123 | 256 | 216 | 170 | 125 |
| 51 years..... | 1,668 | 1,054 | 1,488 | 960 | 175 | 94 | 1,248 | 809 | 127 | 71 | 174 | 94 | 114 | 80 | 83 | 46 |
| 52 years..... | 1,743 | 1,091 | 1,546 | 986 | 197 | 105 | 1,283 | 812 | 140 | 81 | 195 | 105 | 125 | 93 | 91 | 62 |
| 53 years..... | 1,442 | 1,010 | 1,296 | 921 | 146 | 89 | 1,060 | 770 | 122 | 67 | 145 | 89 | 115 | 84 | 86 | 62 |
| 54 years..... | 1,474 | 978 | 1,295 | 870 | 179 | 108 | 1,066 | 780 | 112 | 51 | 178 | 108 | 118 | 89 | 83 | 55 |
| 50 to 54 years.. | 8,507 | 5,589 | 7,597 | 5,020 | 910 | 519 | 6,199 | 4,106 | 677 | 352 | 903 | 519 | 728 | 562 | 518 | 350 |
| 55 years..... | 1,599 | 1,052 | 1,416 | 938 | 183 | 114 | 1,144 | 757 | 106 | 60 | 182 | 114 | 167 | 121 | 122 | 80 |
| 56 years..... | 1,435 | 940 | 1,272 | 848 | 163 | 92 | 1,041 | 710 | 104 | 54 | 163 | 92 | 127 | 84 | 88 | 49 |
| 57 years..... | 1,142 | 761 | 988 | 677 | 154 | 84 | 812 | 582 | 88 | 27 | 154 | 84 | 88 | 68 | 62 | 38 |
| 58 years..... | 1,069 | 746 | 931 | 664 | 138 | 82 | 759 | 551 | 77 | 33 | 137 | 82 | 96 | 80 | 70 | 44 |
| 59 years..... | 978 | 670 | 840 | 606 | 133 | 64 | 686 | 495 | 76 | 41 | 138 | 64 | 78 | 70 | 59 | 44 |
| 55 to 59 years.. | 6,223 | 4,169 | 5,447 | 3,733 | 776 | 486 | 4,442 | 3,095 | 451 | 215 | 774 | 436 | 556 | 423 | 401 | 260 |
| 60 years..... | 1,194 | 808 | 1,026 | 727 | 168 | 81 | 781 | 584 | 72 | 37 | 165 | 81 | 176 | 156 | 126 | 94 |
| 61 years..... | 750 | 512 | 642 | 458 | 108 | 54 | 540 | 403 | 53 | 25 | 106 | 53 | 51 | 31 | 33 | 20 |
| 62 years..... | 887 | 564 | 750 | 513 | 137 | 51 | 628 | 443 | 53 | 31 | 136 | 51 | 70 | 39 | 52 | 25 |
| 63 years..... | 848 | 539 | 745 | 484 | 103 | 55 | 645 | 426 | 48 | 27 | 103 | 55 | 52 | 31 | 44 | 20 |
| 64 years..... | 761 | 451 | 665 | 404 | 96 | 47 | 561 | 333 | 55 | 24 | 96 | 47 | 49 | 47 | 36 | 25 |
| 60 to 64 years.. | 4,440 | 2,874 | 3,828 | 2,586 | 612 | 288 | 3,155 | 2,139 | 281 | 144 | 606 | 287 | 398 | 304 | 291 | 184 |
| 65 years..... | 757 | 459 | 648 | 403 | 109 | 56 | 505 | 322 | 56 | 15 | 108 | 56 | 88 | 66 | 62 | 48 |
| 66 years..... | 656 | 392 | 559 | 349 | 97 | 45 | 465 | 288 | 41 | 28 | 96 | 43 | 54 | 28 | 43 | 15 |
| 67 years..... | 589 | 360 | 521 | 321 | 68 | 39 | 425 | 267 | 35 | 22 | 68 | 39 | 51 | 32 | 35 | 18 |
| 68 years..... | 494 | 291 | 448 | 250 | 46 | 41 | 361 | 198 | 35 | 15 | 46 | 41 | 52 | 37 | 41 | 24 |
| 69 years..... | 442 | 268 | 387 | 235 | 55 | 33 | 321 | 189 | 16 | 13 | 55 | 33 | 50 | 33 | 39 | 22 |
| 65 to 69 years.. | 2,938 | 1,770 | 2,563 | 1,558 | 375 | 212 | 2,087 | 1,269 | 183 | 93 | 373 | 212 | 295 | 196 | 220 | 127 |
| 70 years..... | 455 | 305 | 378 | 262 | 77 | 43 | 289 | 176 | 15 | 13 | 76 | 42 | 75 | 74 | 51 | 43 |
| 71 years..... | 242 | 176 | 202 | 154 | 40 | 22 | 176 | 133 | 12 | 11 | 40 | 22 | 14 | 10 | 10 | 9 |
| 72 years..... | 284 | 195 | 236 | 163 | 48 | 32 | 194 | 136 | 22 | 9 | 48 | 32 | 20 | 18 | 16 | 11 |
| 73 years..... | 261 | 160 | 217 | 138 | 44 | 22 | 185 | 117 | 13 | 8 | 43 | 22 | 20 | 13 | 17 | 5 |
| 74 years..... | 219 | 156 | 198 | 134 | 21 | 22 | 157 | 117 | 15 | 3 | 21 | 22 | 26 | 14 | 25 | 5 |
| 70 to 74 years.. | 1,461 | 992 | 1,281 | 851 | 230 | 141 | 1,001 | 679 | 77 | 44 | 228 | 140 | 155 | 129 | 119 | 73 |
| 75 years..... | 196 | 153 | 177 | 132 | 19 | 21 | 135 | 92 | 15 | 11 | 18 | 20 | 28 | 30 | 18 | 21 |
| 76 years..... | 156 | 123 | 127 | 110 | 29 | 18 | 112 | 90 | 5 | 6 | 29 | 18 | 10 | 14 | 7 | 6 |
| 77 years..... | 143 | 97 | 121 | 85 | 22 | 12 | 102 | 68 | 6 | 6 | 22 | 12 | 13 | 11 | 10 | 7 |
| 78 years..... | 117 | 80 | 95 | 67 | 22 | 13 | 81 | 56 | 3 | 3 | 22 | 13 | 11 | 8 | 9 | 7 |
| 79 years..... | 102 | 66 | 87 | 57 | 15 | 9 | 68 | 45 | 6 | 4 | 15 | 9 | 13 | 8 | 13 | 6 |
| 75 to 79 years.. | 714 | 524 | 607 | 451 | 107 | 73 | 498 | 351 | 35 | 30 | 106 | 72 | 75 | 71 | 57 | 49 |
| 80 years..... | 119 | 89 | 106 | 79 | 18 | 10 | 77 | 42 | 5 | 2 | 13 | 10 | 24 | 35 | 17 | 22 |
| 81 years..... | 63 | 45 | 49 | 39 | 14 | 6 | 36 | 33 | 8 | 2 | 14 | 6 | 5 | 4 | 3 | 3 |
| 82 years..... | 54 | 45 | 43 | 41 | 11 | 4 | 37 | 29 | 4 | 6 | 11 | 4 | 2 | 6 | 1 | 1 |
| 83 years..... | 43 | 20 | 34 | 18 | 9 | 2 | 25 | 13 | 1 | 1 | 9 | 2 | 9 | 4 | 7 | 4 |
| 84 years..... | 26 | 24 | 21 | 21 | 5 | 3 | 14 | 15 | 4 | 1 | 5 | 3 | 3 | 5 | 3 | 1 |
| 80 to 84 years.. | 305 | 223 | 253 | 198 | 52 | 25 | 189 | 132 | 21 | 12 | 52 | 25 | 43 | 54 | 31 | 31 |
| 85 years..... | 27 | 28 | 19 | 26 | 8 | 2 | 11 | 13 | 1 | 1 | 8 | 1 | 7 | 14 | 4 | 6 |
| 86 years..... | 19 | 16 | 17 | 16 | 2 | 2 | 12 | 11 | 2 | 2 | 2 | 1 | 3 | 5 | 2 | 4 |
| 87 years..... | 15 | 12 | 15 | 10 | 2 | 2 | 11 | 4 | 3 | 1 | 2 | 2 | 1 | 5 | 1 | 3 |
| 88 years..... | 10 | 12 | 9 | 8 | 1 | 4 | 7 | 5 | 1 | 1 | 1 | 4 | 1 | 2 | 1 | 1 |
| 89 years..... | 8 | 10 | 7 | 9 | 1 | 1 | 5 | 4 | 1 | 1 | 1 | 1 | 1 | 4 | 1 | 2 |
| 85 to 89 years.. | 79 | 78 | 67 | 69 | 12 | 9 | 46 | 37 | 8 | 3 | 12 | 8 | 13 | 30 | 9 | 15 |
| 90 years..... | 11 | 18 | 9 | 18 | 2 | 2 | 4 | 3 | 2 | 2 | 2 | 2 | 5 | 15 | 3 | 3 |
| 91 years..... | 6 | 6 | 6 | 6 | 1 | 1 | 5 | 3 | 1 | 1 | 1 | 1 | 2 | 2 | 1 | 1 |
| 92 years..... | 3 | 3 | 2 | 3 | 1 | 1 | 2 | 2 | 1 | 1 | 1 | 1 | 1 | 1 | 1 | 1 |
| 93 years..... | 1 | 3 | 1 | 3 | 1 | 1 | 1 | 1 | 1 | 1 | 1 | 1 | 1 | 2 | 1 | 2 |
| 94 years..... | 1 | 4 | 1 | 4 | 1 | 1 | 1 | 1 | 1 | 1 | 1 | 1 | 1 | 4 | 1 | 1 |
| 90 to 94 years.. | 22 | 34 | 19 | 34 | 3 | 3 | 12 | 9 | 1 | 1 | 3 | 3 | 6 | 24 | 4 | 6 |
| 95 years..... | 2 | 1 | 2 | 1 | 1 | 1 | 1 | 1 | 1 | 1 | 1 | 1 | 1 | 1 | 1 | 1 |
| 96 years..... | 1 | 3 | 1 | 3 | 1 | 1 | 1 | 1 | 1 | 1 | 1 | 1 | 1 | 3 | 1 | 2 |
| 97 years..... | 1 | 1 | 1 | 1 | 1 | 1 | 1 | 1 | 1 | 1 | 1 | 1 | 1 | 1 | 1 | 1 |
| 98 years..... | 1 | 1 | 1 | 1 | 1 | 1 | 1 | 1 | 1 | 1 | 1 | 1 | 1 | 1 | 1 | 1 |
| 99 years..... | 2 | 1 | 2 | 1 | 1 | 1 | 1 | 1 | 1 | 1 | 1 | 1 | 2 | 1 | 2 | 1 |
| 95 to 99 years.. | 6 | 6 | 5 | 5 | 1 | 1 | 1 | 1 | 1 | 1 | 1 | 1 | 4 | 4 | 3 | 3 |
| 100 years and over. | 4 | 12 | 4 | 12 | 1 | 1 | 1 | 1 | 1 | 1 | 1 | 1 | 4 | 12 | 4 | 9 |
| Age unknown.... | 982 | 555 | 946 | 541 | 36 | 14 | 782 | 362 | 14 | 10 | 36 | 14 | 150 | 169 | 75 | 79 |

¹Persons of negro descent, Chinese, Japanese, and Indians.

²Includes all persons of negro descent.

STATISTICS OF POPULATION.

TABLE 2.—AGES OF THE AGGREGATE POPULATION CLASSIFIED BY SEX,

OREGON.

| AGES | AGGREGATE. | | NATIVE BORN. | | FOREIGN BORN. | | NATIVE WHITE— NATIVE PARENTS. | | NATIVE WHITE— FOREIGN PARENTS. | | FOREIGN WHITE. | | TOTAL COLORED. ¹ | | NEGRO. ² | |
|----------------|------------|---------------|--------------|---------------|---------------|---------------|----------------------------------|---------------|-----------------------------------|---------------|-------------------|---------------|--------------------------------|---------------|---------------------|---------------|
| | Males. | Fe- males. | Males. | Fe- males. | Males. | Fe- males. | Males. | Fe- males. | Males. | Fe- males. | Males. | Fe- males. | Males. | Fe- males. | Males. | Fe- males. |
| All ages | 232,985 | 180,551 | 187,495 | 160,293 | 45,490 | 20,258 | 138,782 | 117,343 | 44,816 | 39,780 | 33,885 | 19,976 | 15,502 | 3,452 | 677 | 423 |
| Under 1 month | 394 | 380 | 394 | 380 | | | 281 | 269 | 107 | 101 | | | 6 | 10 | | 1 |
| 1 to 2 months | 688 | 651 | 688 | 651 | | | 482 | 465 | 187 | 165 | | | 19 | 21 | | |
| 3 to 5 months | 978 | 943 | 976 | 942 | 2 | 1 | 693 | 694 | 257 | 222 | 2 | 1 | 26 | 26 | 2 | 2 |
| 6 to 8 months | 1,042 | 969 | 1,042 | 967 | | | 742 | 714 | 284 | 238 | | | 16 | 15 | 3 | |
| 9 to 11 months | 1,023 | 996 | 1,025 | 994 | 3 | 2 | 698 | 698 | 307 | 274 | 3 | 2 | 20 | 22 | 2 | 2 |
| Under 1 year | 4,130 | 3,939 | 4,125 | 3,934 | 5 | 5 | 2,896 | 2,840 | 1,142 | 1,000 | 5 | 5 | 87 | 94 | 7 | 5 |
| 1 year | 3,881 | 3,891 | 3,869 | 3,874 | 12 | 17 | 2,764 | 2,754 | 1,040 | 1,043 | 11 | 17 | 66 | 77 | 4 | 2 |
| 2 years | 4,177 | 3,852 | 4,164 | 3,839 | 13 | 13 | 2,938 | 2,659 | 1,151 | 1,094 | 13 | 13 | 75 | 86 | 4 | 5 |
| 3 years | 4,313 | 4,196 | 4,292 | 4,179 | 21 | 17 | 2,936 | 2,873 | 1,264 | 1,226 | 21 | 17 | 92 | 80 | 1 | 6 |
| 4 years | 4,369 | 4,393 | 4,355 | 4,370 | 14 | 23 | 3,036 | 3,013 | 1,255 | 1,278 | 13 | 22 | 65 | 80 | 1 | 2 |
| 1 to 4 years | 16,740 | 16,332 | 16,680 | 16,262 | 60 | 70 | 11,674 | 11,299 | 4,710 | 4,641 | 58 | 69 | 298 | 323 | 12 | 16 |
| 5 years | 4,401 | 4,325 | 4,381 | 4,307 | 20 | 18 | 2,988 | 2,914 | 1,325 | 1,323 | 20 | 17 | 68 | 71 | 5 | 6 |
| 6 years | 4,469 | 4,324 | 4,429 | 4,293 | 40 | 31 | 3,008 | 2,891 | 1,354 | 1,324 | 40 | 31 | 72 | 78 | 4 | 3 |
| 7 years | 4,481 | 4,390 | 4,442 | 4,343 | 39 | 47 | 3,038 | 2,943 | 1,335 | 1,320 | 38 | 47 | 70 | 80 | 5 | 7 |
| 8 years | 4,407 | 4,406 | 4,367 | 4,358 | 40 | 48 | 3,014 | 2,962 | 1,268 | 1,313 | 40 | 48 | 85 | 63 | 7 | 3 |
| 9 years | 4,320 | 4,073 | 4,239 | 4,018 | 81 | 55 | 2,809 | 2,900 | 1,368 | 1,261 | 79 | 55 | 64 | 67 | 5 | 8 |
| 5 to 9 years | 22,078 | 21,518 | 21,858 | 21,319 | 220 | 199 | 14,852 | 14,420 | 6,650 | 6,541 | 217 | 198 | 359 | 359 | 26 | 27 |
| 10 years | 4,587 | 4,329 | 4,470 | 4,243 | 117 | 86 | 3,100 | 2,940 | 1,290 | 1,235 | 116 | 85 | 61 | 69 | 13 | 7 |
| 11 years | 4,018 | 3,967 | 3,916 | 3,833 | 102 | 84 | 2,675 | 2,675 | 1,179 | 1,145 | 101 | 84 | 63 | 63 | 8 | 9 |
| 12 years | 4,213 | 3,956 | 4,088 | 3,821 | 125 | 135 | 2,852 | 2,661 | 1,158 | 1,085 | 124 | 135 | 79 | 75 | 2 | 7 |
| 13 years | 4,121 | 3,968 | 3,973 | 3,821 | 143 | 147 | 2,800 | 2,672 | 1,111 | 1,089 | 147 | 147 | 63 | 60 | 3 | 6 |
| 14 years | 4,180 | 4,059 | 4,017 | 3,898 | 163 | 161 | 2,789 | 2,716 | 1,135 | 1,114 | 156 | 161 | 100 | 68 | 8 | 7 |
| 10 to 14 years | 21,119 | 20,279 | 20,464 | 19,666 | 655 | 613 | 14,216 | 13,664 | 5,873 | 5,668 | 644 | 612 | 386 | 335 | 34 | 36 |
| 15 years | 4,102 | 3,931 | 3,898 | 3,771 | 204 | 160 | 2,712 | 2,649 | 1,101 | 1,067 | 185 | 160 | 104 | 55 | 7 | 8 |
| 16 years | 4,049 | 3,938 | 3,840 | 3,766 | 209 | 182 | 2,717 | 2,631 | 1,048 | 1,067 | 186 | 182 | 98 | 58 | 7 | 2 |
| 17 years | 4,009 | 3,856 | 3,738 | 3,639 | 271 | 217 | 2,653 | 2,597 | 996 | 972 | 224 | 215 | 136 | 72 | 6 | 4 |
| 18 years | 4,142 | 4,002 | 3,755 | 3,755 | 387 | 247 | 2,645 | 2,705 | 995 | 933 | 241 | 241 | 261 | 68 | 7 | 6 |
| 19 years | 4,055 | 3,722 | 3,616 | 3,460 | 439 | 262 | 2,635 | 2,482 | 853 | 923 | 297 | 251 | 265 | 66 | 5 | 9 |
| 15 to 19 years | 20,357 | 19,449 | 18,847 | 18,381 | 1,510 | 1,068 | 13,362 | 13,064 | 4,998 | 5,017 | 1,133 | 1,049 | 864 | 319 | 32 | 29 |
| 20 years | 4,115 | 3,972 | 3,598 | 3,663 | 517 | 309 | 2,562 | 2,697 | 388 | 911 | 342 | 297 | 323 | 67 | 6 | 11 |
| 21 years | 4,011 | 3,455 | 3,514 | 3,177 | 497 | 308 | 2,569 | 2,353 | 349 | 785 | 370 | 295 | 223 | 52 | 10 | 9 |
| 22 years | 3,985 | 3,549 | 3,400 | 3,213 | 535 | 336 | 2,451 | 2,378 | 351 | 784 | 372 | 323 | 261 | 64 | 12 | 15 |
| 23 years | 4,008 | 3,504 | 3,450 | 3,166 | 558 | 338 | 2,537 | 2,329 | 387 | 800 | 387 | 320 | 247 | 55 | 19 | 7 |
| 24 years | 3,997 | 3,393 | 3,319 | 3,027 | 678 | 366 | 2,377 | 2,192 | 362 | 786 | 450 | 353 | 308 | 62 | 13 | 17 |
| 20 to 24 years | 20,066 | 17,903 | 17,281 | 16,246 | 2,785 | 1,657 | 12,496 | 11,949 | 4,237 | 4,066 | 1,921 | 1,588 | 1,362 | 300 | 60 | 59 |
| 25 years | 3,985 | 3,273 | 3,325 | 2,912 | 660 | 361 | 2,454 | 2,117 | 790 | 738 | 447 | 348 | 294 | 70 | 16 | 23 |
| 26 years | 3,856 | 3,076 | 3,154 | 2,716 | 702 | 360 | 2,328 | 1,968 | 756 | 696 | 496 | 349 | 276 | 63 | 21 | 9 |
| 27 years | 3,918 | 3,033 | 3,131 | 2,646 | 787 | 387 | 2,351 | 1,914 | 717 | 684 | 563 | 381 | 237 | 54 | 14 | 13 |
| 28 years | 4,007 | 3,070 | 3,179 | 2,632 | 828 | 438 | 2,407 | 1,917 | 704 | 668 | 606 | 429 | 290 | 56 | 16 | 15 |
| 29 years | 3,895 | 2,767 | 3,014 | 2,316 | 831 | 451 | 2,229 | 1,712 | 721 | 575 | 642 | 445 | 303 | 35 | 22 | 14 |
| 25 to 29 years | 19,661 | 15,219 | 15,803 | 13,222 | 3,858 | 1,997 | 11,769 | 9,623 | 3,688 | 3,361 | 2,754 | 1,952 | 1,450 | 278 | 89 | 74 |
| 30 years | 4,591 | 3,295 | 3,521 | 2,750 | 1,070 | 545 | 2,607 | 1,972 | 817 | 694 | 852 | 527 | 315 | 102 | 43 | 24 |
| 31 years | 3,628 | 2,700 | 2,778 | 2,291 | 850 | 409 | 2,088 | 1,691 | 637 | 569 | 672 | 404 | 231 | 36 | 20 | 7 |
| 32 years | 3,967 | 2,730 | 2,950 | 2,235 | 1,017 | 495 | 2,193 | 1,705 | 692 | 792 | 792 | 490 | 290 | 37 | 25 | 5 |
| 33 years | 3,734 | 2,570 | 2,748 | 2,099 | 986 | 471 | 2,074 | 1,608 | 621 | 463 | 809 | 467 | 230 | 32 | 18 | 4 |
| 34 years | 3,758 | 2,483 | 2,587 | 1,963 | 1,171 | 520 | 1,938 | 1,450 | 607 | 480 | 915 | 513 | 298 | 35 | 22 | 11 |
| 30 to 34 years | 19,678 | 13,778 | 14,584 | 11,338 | 5,094 | 2,440 | 10,900 | 8,427 | 3,374 | 2,703 | 4,040 | 2,406 | 1,364 | 242 | 128 | 51 |
| 35 years | 4,216 | 2,508 | 2,845 | 1,938 | 1,371 | 570 | 2,095 | 1,421 | 665 | 456 | 1,031 | 561 | 425 | 70 | 27 | 19 |
| 36 years | 3,832 | 2,433 | 2,611 | 1,925 | 1,221 | 508 | 1,942 | 1,463 | 615 | 452 | 941 | 502 | 334 | 26 | 19 | 7 |
| 37 years | 3,731 | 2,207 | 2,494 | 1,724 | 1,237 | 483 | 1,868 | 1,263 | 563 | 421 | 992 | 478 | 303 | 40 | 13 | 6 |
| 38 years | 4,229 | 2,562 | 2,844 | 2,040 | 1,385 | 522 | 2,219 | 1,554 | 578 | 444 | 933 | 516 | 494 | 48 | 19 | 7 |
| 39 years | 3,966 | 2,339 | 2,563 | 1,876 | 1,393 | 463 | 1,966 | 1,423 | 553 | 415 | 885 | 455 | 557 | 46 | 13 | 11 |
| 35 to 39 years | 19,974 | 12,049 | 13,362 | 9,503 | 6,612 | 2,546 | 10,090 | 7,119 | 2,984 | 2,188 | 4,787 | 2,512 | 2,113 | 290 | 96 | 50 |
| 40 years | 4,791 | 2,607 | 2,996 | 2,050 | 1,795 | 557 | 2,291 | 1,550 | 627 | 443 | 1,109 | 552 | 764 | 62 | 26 | 10 |
| 41 years | 3,615 | 1,985 | 2,286 | 1,595 | 1,229 | 390 | 1,794 | 1,250 | 465 | 321 | 739 | 386 | 467 | 23 | 9 | 4 |
| 42 years | 3,544 | 2,123 | 2,251 | 1,633 | 1,293 | 440 | 1,754 | 1,316 | 458 | 344 | 855 | 432 | 477 | 31 | 17 | 3 |
| 43 years | 3,153 | 1,936 | 2,136 | 1,525 | 1,017 | 411 | 1,675 | 1,213 | 425 | 279 | 745 | 411 | 308 | 33 | 8 | 7 |
| 44 years | 3,049 | 1,863 | 1,950 | 1,480 | 1,099 | 383 | 1,546 | 1,180 | 381 | 289 | 752 | 382 | 370 | 33 | 8 | 2 |
| 40 to 44 years | 18,052 | 10,514 | 11,619 | 8,333 | 6,433 | 2,181 | 9,060 | 6,509 | 2,356 | 1,676 | 4,250 | 2,163 | 2,386 | 166 | 70 | 26 |
| 45 years | 3,391 | 1,875 | 2,139 | 1,462 | 1,252 | 413 | 1,704 | 1,137 | 388 | 272 | 833 | 401 | 466 | 65 | 7 | 4 |
| 46 years | 2,770 | 1,570 | 1,753 | 1,191 | 1,017 | 379 | 1,373 | 946 | 351 | 227 | 679 | 374 | 362 | 23 | 7 | 2 |
| 47 years | 2,545 | 1,518 | 1,565 | 1,171 | 979 | 347 | 1,250 | 951 | 291 | 190 | 651 | 340 | 353 | 37 | 10 | 3 |
| 48 years | 2,565 | 1,522 | 1,498 | 1,139 | 1,067 | 333 | 1,138 | 922 | 282 | 197 | 708 | 382 | 387 | 21 | 7 | 3 |
| 49 years | 2,651 | 1,427 | 1,513 | 1,052 | 1,138 | 375 | 1,199 | 869 | 280 | 163 | 662 | 371 | 510 | 24 | 7 | 3 |
| 45 to 49 years | 13,922 | 7,912 | 8,469 | 6,015 | 5,453 | 1,897 | 6,719 | 4,825 | 1,592 | 1,049 | 3,533 | 1,868 | 2,078 | 170 | 83 | 15 |

¹ Persons of negro descent, Chinese, Japanese, and Indians.² Includes all persons of negro descent.

GENERAL NATIVITY, AND COLOR, BY STATES AND TERRITORIES: 1900—Continued.

OREGON.

| AGES. | AGGREGATE. | | NATIVE BORN. | | FOREIGN BORN. | | NATIVE WHITE— NATIVE PARENTS. | | NATIVE WHITE— FOREIGN PARENTS. | | FOREIGN WHITE. | | TOTAL COLORED, ¹ | | NEGRO. ² | |
|---------------------|------------|---------------|--------------|---------------|---------------|---------------|----------------------------------|---------------|-----------------------------------|---------------|-------------------|---------------|--------------------------------|---------------|---------------------|---------------|
| | Males. | Fe- males. | Males. | Fe- males. | Males. | Fe- males. | Males. | Fe- males. | Males. | Fe- males. | Males. | Fe- males. | Males. | Fe- males. | Males. | Fe- males. |
| 50 years..... | 3,806 | 1,681 | 1,845 | 1,233 | 1,461 | 448 | 1,497 | 990 | 295 | 182 | 965 | 440 | 549 | 69 | 11 | 4 |
| 51 years..... | 2,287 | 1,223 | 1,387 | 915 | 900 | 308 | 1,150 | 791 | 217 | 110 | 642 | 306 | 278 | 16 | 9 | 1 |
| 52 years..... | 2,288 | 1,276 | 1,432 | 987 | 856 | 339 | 1,174 | 796 | 236 | 129 | 618 | 337 | 262 | 14 | 4 | 1 |
| 53 years..... | 1,882 | 1,171 | 1,203 | 880 | 679 | 291 | 1,008 | 763 | 178 | 104 | 585 | 290 | 161 | 14 | 6 | 5 |
| 54 years..... | 1,825 | 1,166 | 1,122 | 873 | 703 | 283 | 926 | 742 | 184 | 121 | 557 | 279 | 158 | 14 | 4 | |
| 50 to 54 years.. | 11,588 | 6,507 | 6,989 | 4,838 | 4,599 | 1,669 | 5,755 | 4,082 | 1,110 | 646 | 3,315 | 1,652 | 1,408 | 127 | 34 | 11 |
| 55 years..... | 1,978 | 1,219 | 1,240 | 907 | 738 | 312 | 1,014 | 753 | 181 | 118 | 588 | 310 | 195 | 38 | 9 | 2 |
| 56 years..... | 1,659 | 1,051 | 1,031 | 791 | 628 | 260 | 886 | 684 | 127 | 95 | 501 | 257 | 145 | 15 | 4 | 1 |
| 57 years..... | 1,579 | 926 | 985 | 683 | 594 | 243 | 825 | 591 | 141 | 81 | 485 | 241 | 128 | 13 | 3 | |
| 58 years..... | 1,457 | 965 | 951 | 723 | 505 | 242 | 810 | 623 | 130 | 84 | 412 | 242 | 105 | 16 | 3 | 1 |
| 59 years..... | 1,435 | 917 | 905 | 679 | 530 | 238 | 775 | 596 | 120 | 75 | 463 | 238 | 77 | 8 | 2 | |
| 55 to 59 years.. | 8,108 | 5,078 | 5,112 | 3,783 | 2,996 | 1,295 | 4,310 | 3,247 | 699 | 453 | 2,449 | 1,288 | 650 | 90 | 20 | 7 |
| 60 years..... | 1,705 | 990 | 1,066 | 741 | 639 | 249 | 910 | 587 | 122 | 106 | 500 | 247 | 173 | 50 | 3 | 2 |
| 61 years..... | 1,041 | 718 | 713 | 548 | 328 | 170 | 608 | 479 | 94 | 50 | 281 | 170 | 63 | 19 | 1 | |
| 62 years..... | 1,248 | 738 | 804 | 546 | 444 | 192 | 703 | 464 | 90 | 67 | 401 | 190 | 54 | 17 | | 2 |
| 63 years..... | 1,195 | 723 | 835 | 518 | 360 | 205 | 720 | 456 | 113 | 53 | 342 | 205 | 20 | 9 | 1 | |
| 64 years..... | 1,160 | 661 | 780 | 482 | 380 | 179 | 687 | 414 | 89 | 62 | 346 | 179 | 38 | 6 | 3 | |
| 60 to 64 years.. | 6,349 | 3,830 | 4,198 | 2,835 | 2,151 | 995 | 3,623 | 2,400 | 508 | 338 | 1,870 | 991 | 348 | 101 | 8 | 6 |
| 65 years..... | 1,180 | 689 | 767 | 502 | 363 | 187 | 670 | 412 | 71 | 49 | 345 | 187 | 44 | 41 | 4 | |
| 66 years..... | 989 | 571 | 708 | 425 | 291 | 146 | 614 | 373 | 85 | 38 | 279 | 146 | 21 | 14 | 2 | 3 |
| 67 years..... | 1,031 | 547 | 727 | 387 | 304 | 160 | 654 | 330 | 63 | 39 | 298 | 160 | 16 | 18 | | 2 |
| 68 years..... | 852 | 445 | 606 | 334 | 246 | 111 | 541 | 293 | 58 | 30 | 229 | 111 | 24 | 11 | 2 | 1 |
| 69 years..... | 760 | 478 | 576 | 347 | 184 | 131 | 506 | 302 | 64 | 35 | 179 | 131 | 11 | 10 | 1 | 1 |
| 65 to 69 years.. | 4,772 | 2,730 | 3,384 | 1,995 | 1,388 | 735 | 2,985 | 1,710 | 341 | 191 | 1,330 | 735 | 116 | 94 | 9 | 7 |
| 70 years..... | 870 | 469 | 615 | 344 | 255 | 125 | 522 | 276 | 67 | 25 | 249 | 125 | 32 | 43 | 2 | 3 |
| 71 years..... | 617 | 338 | 463 | 233 | 154 | 100 | 417 | 212 | 34 | 15 | 151 | 100 | 15 | 11 | 4 | 1 |
| 72 years..... | 597 | 313 | 430 | 237 | 167 | 76 | 382 | 214 | 40 | 15 | 163 | 75 | 12 | 9 | | |
| 73 years..... | 530 | 313 | 411 | 227 | 169 | 86 | 345 | 205 | 61 | 18 | 167 | 86 | 7 | 4 | | |
| 74 years..... | 452 | 306 | 342 | 210 | 110 | 96 | 303 | 176 | 35 | 29 | 109 | 95 | 5 | 6 | | 1 |
| 70 to 74 years.. | 3,116 | 1,739 | 2,251 | 1,256 | 855 | 483 | 1,969 | 1,083 | 237 | 102 | 839 | 481 | 71 | 73 | 6 | 5 |
| 75 years..... | 452 | 267 | 324 | 201 | 128 | 66 | 277 | 156 | 40 | 15 | 128 | 66 | 7 | 30 | 1 | |
| 76 years..... | 371 | 208 | 271 | 153 | 100 | 55 | 229 | 127 | 35 | 17 | 99 | 55 | 8 | 9 | | 1 |
| 77 years..... | 315 | 206 | 243 | 161 | 72 | 45 | 208 | 133 | 34 | 20 | 72 | 45 | 1 | 3 | | |
| 78 years..... | 248 | 155 | 184 | 113 | 64 | 42 | 161 | 94 | 18 | 9 | 64 | 42 | 5 | 10 | 1 | 1 |
| 79 years..... | 200 | 133 | 148 | 104 | 52 | 29 | 121 | 88 | 22 | 10 | 52 | 29 | 5 | 6 | 2 | |
| 75 to 79 years.. | 1,586 | 969 | 1,170 | 732 | 416 | 237 | 996 | 603 | 149 | 71 | 415 | 237 | 26 | 58 | 4 | 2 |
| 80 years..... | 216 | 136 | 161 | 101 | 55 | 35 | 132 | 72 | 15 | 6 | 55 | 35 | 14 | 23 | | 1 |
| 81 years..... | 151 | 105 | 110 | 76 | 41 | 29 | 95 | 56 | 10 | 11 | 41 | 29 | 5 | 9 | | |
| 82 years..... | 114 | 79 | 84 | 62 | 30 | 17 | 70 | 48 | 11 | 10 | 30 | 17 | 3 | 4 | | |
| 83 years..... | 92 | 66 | 67 | 56 | 25 | 10 | 58 | 49 | 7 | 5 | 25 | 10 | 2 | 2 | | |
| 84 years..... | 95 | 45 | 73 | 37 | 22 | 8 | 60 | 27 | 9 | 6 | 22 | 8 | 4 | 4 | | |
| 80 to 84 years.. | 668 | 431 | 495 | 332 | 173 | 99 | 415 | 252 | 52 | 38 | 173 | 99 | 28 | 42 | | 1 |
| 85 years..... | 68 | 59 | 47 | 44 | 21 | 15 | 39 | 21 | 5 | 4 | 21 | 15 | 3 | 19 | | |
| 86 years..... | 52 | 35 | 41 | 26 | 11 | 9 | 31 | 20 | 7 | 5 | 11 | 9 | 3 | 1 | | |
| 87 years..... | 26 | 25 | 18 | 19 | 8 | 6 | 14 | 14 | 2 | 2 | 8 | 6 | 2 | 3 | | |
| 88 years..... | 37 | 16 | 25 | 11 | 12 | 5 | 22 | 9 | 2 | 2 | 12 | 5 | 1 | 4 | | |
| 89 years..... | 13 | 21 | 10 | 16 | 3 | 5 | 7 | 10 | 2 | 2 | 3 | 5 | 1 | 4 | | 1 |
| 85 to 89 years.. | 196 | 156 | 141 | 116 | 55 | 40 | 113 | 74 | 18 | 15 | 55 | 40 | 10 | 27 | | 1 |
| 90 years..... | 22 | 19 | 18 | 15 | 4 | 4 | 9 | 6 | 3 | 1 | 4 | 4 | 6 | 8 | | |
| 91 years..... | 5 | 9 | 4 | 8 | 1 | 1 | 4 | 6 | | 2 | 1 | 1 | | | | |
| 92 years..... | 12 | 7 | 10 | 6 | 2 | 1 | 5 | 6 | 1 | | 2 | 1 | 4 | | | |
| 93 years..... | 3 | 3 | 2 | 2 | 1 | 1 | 2 | 2 | | | 1 | 1 | | | | |
| 94 years..... | 7 | 1 | 5 | 1 | 2 | | 5 | 1 | | | 2 | | | | | |
| 90 to 94 years.. | 49 | 39 | 39 | 32 | 10 | 7 | 25 | 21 | 4 | 3 | 10 | 7 | 10 | 8 | | |
| 95 years..... | 1 | 5 | 1 | 5 | | | | 2 | 1 | 1 | | | | 2 | | |
| 96 years..... | 1 | 3 | 1 | 2 | | 1 | | 2 | 1 | | | 1 | | | | |
| 97 years..... | 1 | | 1 | | | | 1 | | | | 1 | | | | | |
| 98 years..... | 2 | 2 | 1 | 2 | | 1 | | 1 | | 1 | | | | 1 | | |
| 99 years..... | 2 | | 2 | | | | 1 | | 1 | | | | | | | |
| 95 to 99 years.. | 7 | 10 | 6 | 9 | 1 | 1 | 3 | 4 | 3 | 2 | 1 | 1 | | 3 | | |
| 100 years and over. | 3 | 4 | 3 | 4 | | | | 1 | 1 | | | | 2 | 3 | | |
| Age unknown.... | 766 | 166 | 605 | 142 | 161 | 24 | 554 | 122 | 40 | 11 | 86 | 23 | 86 | 10 | 4 | 1 |

¹ Persons of negro-descent, Chinese, Japanese, and Indians.

² Includes all persons of negro descent.

STATISTICS OF POPULATION.

TABLE 2.—AGES OF THE AGGREGATE POPULATION, CLASSIFIED BY SEX,
PENNSYLVANIA.

| AGES. | AGGREGATE. | | NATIVE BORN. | | FOREIGN BORN. | | NATIVE WHITE— NATIVE PARENTS. | | NATIVE WHITE— FOREIGN PARENTS. | | FOREIGN WHITE. | | TOTAL COLORED, ¹ | | NEGRO. ² | |
|----------------------------|------------|---------------|--------------|---------------|---------------|---------------|----------------------------------|---------------|-----------------------------------|---------------|-------------------|---------------|--------------------------------|---------------|---------------------|---------------|
| | Males. | Fe- males. | Males. | Fe- males. | Males. | Fe- males. | Males. | Fe- males. | Males. | Fe- males. | Males. | Fe- males. | Males. | Fe- males. | Males. | Fe- males. |
| All ages | 3,204,541 | 3,097,574 | 2,650,543 | 2,666,322 | 553,998 | 431,252 | 1,860,185 | 1,868,908 | 710,528 | 719,500 | 551,591 | 430,952 | 82,237 | 78,214 | 79,348 | 77,497 |
| Under 1 month | 6,344 | 6,312 | 6,330 | 6,304 | 14 | 8 | 4,040 | 4,009 | 2,140 | 2,139 | 14 | 8 | 150 | 156 | 150 | 155 |
| 1 to 2 months | 13,860 | 13,472 | 13,846 | 13,451 | 14 | 21 | 8,867 | 8,625 | 4,689 | 4,515 | 14 | 21 | 290 | 311 | 290 | 310 |
| 3 to 5 months | 20,468 | 19,936 | 20,423 | 19,893 | 45 | 43 | 12,642 | 12,312 | 7,356 | 7,107 | 45 | 43 | 425 | 474 | 424 | 473 |
| 6 to 8 months | 18,835 | 18,851 | 18,770 | 18,794 | 65 | 57 | 12,063 | 11,941 | 6,365 | 6,432 | 65 | 57 | 342 | 371 | 341 | 370 |
| 9 to 11 months | 19,009 | 18,691 | 18,949 | 18,635 | 60 | 56 | 12,467 | 12,205 | 6,092 | 6,053 | 60 | 56 | 390 | 377 | 389 | 376 |
| Under 1 year | 78,516 | 77,262 | 78,318 | 77,077 | 198 | 185 | 50,079 | 49,092 | 26,642 | 26,296 | 198 | 185 | 1,597 | 1,689 | 1,594 | 1,684 |
| 1 year | 70,532 | 69,840 | 70,179 | 69,535 | 353 | 305 | 45,527 | 45,061 | 23,309 | 22,998 | 352 | 305 | 1,344 | 1,476 | 1,342 | 1,468 |
| 2 years | 73,454 | 72,146 | 72,931 | 71,662 | 523 | 484 | 47,204 | 46,523 | 24,254 | 23,546 | 523 | 484 | 1,473 | 1,488 | 1,470 | 1,485 |
| 3 years | 73,616 | 72,089 | 72,969 | 71,427 | 647 | 662 | 47,390 | 46,197 | 24,141 | 23,686 | 647 | 662 | 1,438 | 1,544 | 1,435 | 1,543 |
| 4 years | 71,698 | 70,978 | 70,829 | 70,150 | 839 | 828 | 46,353 | 45,877 | 23,043 | 22,863 | 838 | 826 | 1,434 | 1,412 | 1,431 | 1,408 |
| 1 to 4 years | 289,300 | 285,053 | 286,908 | 282,774 | 2,392 | 2,279 | 186,474 | 183,763 | 94,747 | 93,093 | 2,390 | 2,277 | 5,639 | 5,920 | 5,678 | 5,904 |
| 5 years | 70,141 | 68,986 | 69,173 | 68,013 | 968 | 973 | 45,777 | 44,730 | 22,067 | 21,917 | 968 | 973 | 1,329 | 1,366 | 1,326 | 1,364 |
| 6 years | 71,243 | 70,075 | 70,083 | 69,549 | 1,165 | 1,126 | 46,131 | 45,798 | 22,638 | 22,421 | 1,165 | 1,126 | 1,314 | 1,331 | 1,310 | 1,330 |
| 7 years | 69,734 | 68,277 | 68,292 | 66,865 | 1,442 | 1,412 | 45,521 | 44,392 | 21,497 | 21,102 | 1,441 | 1,409 | 1,275 | 1,374 | 1,269 | 1,368 |
| 8 years | 68,907 | 68,196 | 67,148 | 66,441 | 1,759 | 1,755 | 45,119 | 44,268 | 20,764 | 20,291 | 1,757 | 1,754 | 1,267 | 1,283 | 1,250 | 1,277 |
| 9 years | 65,638 | 64,753 | 63,482 | 62,645 | 2,206 | 2,108 | 43,029 | 42,360 | 19,204 | 18,957 | 2,206 | 2,106 | 1,249 | 1,330 | 1,236 | 1,320 |
| 5 to 9 years | 345,718 | 340,887 | 338,178 | 333,513 | 7,540 | 7,374 | 225,577 | 222,148 | 106,170 | 104,638 | 7,537 | 7,367 | 6,434 | 6,684 | 6,391 | 6,659 |
| 10 years | 66,320 | 65,289 | 63,809 | 62,840 | 2,511 | 2,449 | 43,762 | 43,159 | 18,799 | 18,432 | 2,509 | 2,447 | 1,250 | 1,251 | 1,232 | 1,242 |
| 11 years | 62,278 | 61,789 | 59,770 | 59,296 | 2,608 | 2,493 | 41,632 | 40,891 | 17,021 | 17,177 | 2,507 | 2,490 | 1,118 | 1,231 | 1,100 | 1,220 |
| 12 years | 62,182 | 61,233 | 58,914 | 58,208 | 3,268 | 3,030 | 40,719 | 40,399 | 16,969 | 16,512 | 3,268 | 3,023 | 1,126 | 1,299 | 1,087 | 1,277 |
| 13 years | 61,536 | 60,361 | 57,768 | 56,960 | 3,763 | 3,401 | 40,420 | 40,085 | 16,220 | 15,605 | 3,764 | 3,400 | 1,232 | 1,271 | 1,073 | 1,239 |
| 14 years | 62,650 | 60,593 | 58,410 | 56,854 | 4,240 | 3,744 | 41,269 | 39,780 | 15,950 | 15,734 | 4,238 | 3,742 | 1,193 | 1,342 | 1,136 | 1,301 |
| * 10 to 14 years | 314,966 | 309,275 | 298,671 | 294,153 | 16,295 | 15,117 | 207,802 | 204,314 | 84,959 | 83,460 | 16,286 | 15,107 | 5,919 | 6,394 | 5,758 | 6,279 |
| 15 years | 60,330 | 59,439 | 55,957 | 55,535 | 4,373 | 3,954 | 39,399 | 38,322 | 15,385 | 15,365 | 4,373 | 3,951 | 1,173 | 1,351 | 1,108 | 1,271 |
| 16 years | 61,496 | 61,243 | 56,585 | 56,727 | 4,911 | 4,516 | 40,012 | 39,357 | 15,305 | 15,403 | 4,909 | 4,515 | 1,270 | 1,468 | 1,202 | 1,398 |
| 17 years | 59,241 | 59,037 | 53,474 | 53,671 | 5,767 | 5,426 | 37,684 | 37,739 | 14,423 | 14,329 | 5,759 | 5,421 | 1,375 | 1,558 | 1,274 | 1,439 |
| 18 years | 60,470 | 60,251 | 52,635 | 53,368 | 7,333 | 6,833 | 37,478 | 37,478 | 13,664 | 14,006 | 7,319 | 6,879 | 1,609 | 1,858 | 1,514 | 1,814 |
| 19 years | 57,938 | 59,473 | 50,103 | 52,168 | 7,890 | 7,305 | 35,727 | 36,912 | 12,758 | 13,206 | 7,811 | 7,301 | 1,627 | 2,054 | 1,618 | 1,983 |
| 15 to 19 years | 299,530 | 299,553 | 263,754 | 271,469 | 30,776 | 28,304 | 190,300 | 190,353 | 71,535 | 72,309 | 30,741 | 28,067 | 6,954 | 8,319 | 6,486 | 7,955 |
| 20 years | 59,272 | 61,970 | 49,615 | 52,932 | 9,657 | 9,033 | 35,202 | 37,031 | 12,547 | 13,729 | 9,636 | 9,030 | 1,887 | 2,150 | 1,773 | 2,093 |
| 21 years | 59,513 | 59,095 | 50,104 | 51,114 | 9,409 | 7,981 | 35,198 | 35,737 | 12,378 | 13,395 | 9,379 | 7,972 | 2,058 | 1,941 | 1,980 | 1,900 |
| 22 years | 59,597 | 60,326 | 49,023 | 50,944 | 10,569 | 9,332 | 33,865 | 34,366 | 13,094 | 13,911 | 10,554 | 9,378 | 2,164 | 2,171 | 2,084 | 2,147 |
| 23 years | 60,071 | 61,008 | 49,125 | 51,747 | 10,946 | 9,261 | 33,596 | 34,950 | 13,365 | 14,418 | 10,912 | 9,249 | 2,198 | 2,381 | 2,148 | 2,370 |
| 24 years | 62,016 | 61,223 | 49,315 | 51,356 | 12,701 | 9,872 | 33,633 | 34,269 | 13,477 | 14,597 | 12,649 | 9,863 | 2,257 | 2,499 | 2,195 | 2,488 |
| 20 to 24 years | 300,469 | 303,627 | 247,187 | 253,093 | 53,282 | 45,534 | 171,494 | 176,943 | 65,301 | 70,050 | 53,110 | 45,492 | 10,564 | 11,142 | 10,180 | 10,998 |
| 25 years | 63,194 | 61,958 | 48,541 | 51,067 | 14,653 | 10,891 | 32,533 | 33,950 | 13,589 | 14,792 | 14,585 | 10,831 | 2,482 | 2,335 | 2,411 | 2,328 |
| 26 years | 59,429 | 56,353 | 46,773 | 48,955 | 13,474 | 9,580 | 31,155 | 31,381 | 12,379 | 13,410 | 13,423 | 9,573 | 2,482 | 1,939 | 1,924 | 1,384 |
| 27 years | 58,711 | 55,769 | 45,150 | 46,039 | 13,661 | 9,730 | 30,559 | 30,923 | 12,587 | 13,237 | 13,486 | 9,719 | 2,079 | 1,390 | 2,013 | 1,388 |
| 28 years | 60,332 | 54,933 | 44,742 | 44,042 | 15,640 | 10,891 | 30,181 | 29,591 | 12,373 | 12,630 | 15,560 | 10,379 | 2,268 | 1,833 | 2,194 | 1,328 |
| 29 years | 54,070 | 50,164 | 40,916 | 40,832 | 13,154 | 9,332 | 27,336 | 27,344 | 11,207 | 11,394 | 13,068 | 9,317 | 1,959 | 1,609 | 1,895 | 1,608 |
| 25 to 29 years | 295,736 | 279,177 | 225,304 | 223,753 | 70,432 | 50,424 | 152,269 | 153,689 | 62,635 | 65,463 | 70,122 | 50,369 | 10,760 | 9,656 | 10,442 | 9,636 |
| 30 years | 69,016 | 59,660 | 47,118 | 46,090 | 21,893 | 13,570 | 31,537 | 30,323 | 12,334 | 13,123 | 21,791 | 13,557 | 2,754 | 2,152 | 2,665 | 2,149 |
| 31 years | 45,103 | 42,370 | 34,697 | 34,866 | 10,406 | 7,504 | 24,154 | 24,124 | 9,295 | 9,644 | 10,347 | 7,495 | 1,307 | 1,107 | 1,258 | 1,106 |
| 32 years | 52,164 | 47,404 | 37,633 | 37,683 | 14,385 | 9,721 | 25,735 | 25,655 | 10,521 | 10,743 | 14,305 | 9,716 | 1,603 | 1,290 | 1,531 | 1,289 |
| 33 years | 43,539 | 44,125 | 35,050 | 35,209 | 13,489 | 8,316 | 24,310 | 24,434 | 9,385 | 9,690 | 13,414 | 8,908 | 1,430 | 1,093 | 1,374 | 1,091 |
| 34 years | 47,488 | 43,494 | 33,775 | 34,150 | 13,713 | 9,344 | 22,791 | 23,196 | 9,496 | 9,740 | 13,620 | 9,338 | 1,581 | 1,220 | 1,501 | 1,220 |
| 30 to 34 years | 262,310 | 237,053 | 188,419 | 187,993 | 73,891 | 49,055 | 123,577 | 123,237 | 51,581 | 52,940 | 73,477 | 49,014 | 8,675 | 6,862 | 8,329 | 6,855 |
| 35 years | 54,497 | 46,921 | 35,952 | 35,320 | 18,545 | 11,601 | 24,113 | 23,736 | 9,739 | 9,982 | 18,402 | 11,537 | 2,243 | 1,616 | 2,116 | 1,615 |
| 36 years | 44,397 | 40,080 | 30,365 | 30,805 | 14,032 | 9,275 | 20,334 | 21,143 | 8,364 | 8,644 | 13,928 | 9,269 | 1,271 | 1,024 | 1,173 | 1,023 |
| 37 years | 42,584 | 39,373 | 30,079 | 30,872 | 12,505 | 8,501 | 20,842 | 21,361 | 8,140 | 8,531 | 12,417 | 8,493 | 1,185 | 983 | 1,108 | 983 |
| 38 years | 47,435 | 42,364 | 33,144 | 33,144 | 14,112 | 9,220 | 22,814 | 22,797 | 9,140 | 9,111 | 14,007 | 9,212 | 1,474 | 1,244 | 1,393 | 1,242 |
| 39 years | 43,311 | 40,235 | 31,852 | 32,212 | 11,959 | 8,023 | 21,339 | 22,234 | 8,667 | 8,303 | 11,836 | 8,018 | 1,469 | 1,180 | 1,373 | 1,179 |
| 35 to 39 years | 232,724 | 208,973 | 161,571 | 162,353 | 71,153 | 46,820 | 110,442 | 111,271 | 44,050 | 45,071 | 70,590 | 46,579 | 7,642 | 6,052 | 7,163 | 6,047 |
| 40 years | 55,474 | 45,633 | 35,965 | 34,602 | 19,509 | 11,036 | 24,297 | 23,455 | 9,749 | 9,653 | 19,331 | 11,023 | 2,047 | 1,507 | 1,939 | 1,504 |
| 41 years | 33,672 | 31,229 | 25,445 | 25,725 | 8,227 | 5,504 | 17,923 | 18,295 | 6,713 | 6,814 | 8,166 | 5,499 | 865 | 621 | 812 | 621 |
| 42 years | 33,933 | 35,369 | 28,425 | 29,036 | 10,553 | 6,773 | 19,657 | 20,279 | 7,733 | 7,973 | 10,476 | 6,767 | 1,062 | 850 | 997 | 850 |
| 43 years | 34,237 | 31,893 | 25,946 | 26,061 | 8,291 | 5,332 | 18,520 | 18,565 | 6,654 | 6,857 | 8,243 | 5,827 | 820 | 644 | 777 | 643 |
| 44 years</ | | | | | | | | | | | | | | | | |

GENERAL NATIVITY, AND COLOR, BY STATES AND TERRITORIES: 1900—Continued.

PENNSYLVANIA.

| AGES. | AGGREGATE. | | NATIVE BORN. | | FOREIGN BORN. | | NATIVE WHITE— NATIVE PARENTS. | | NATIVE WHITE— FOREIGN PARENTS. | | FOREIGN WHITE. | | TOTAL COLORED. ¹ | | NEGRO. ² | |
|---------------------|------------|---------------|--------------|---------------|---------------|---------------|----------------------------------|---------------|-----------------------------------|---------------|-------------------|---------------|--------------------------------|---------------|---------------------|---------------|
| | Males. | Fe- males. | Males. | Fe- males. | Males. | Fe- males. | Males. | Fe- males. | Males. | Fe- males. | Males. | Fe- males. | Males. | Fe- males. | Males. | Fe- males. |
| 50 years..... | 35,889 | 32,989 | 23,042 | 23,021 | 12,847 | 9,968 | 17,506 | 17,428 | 4,477 | 4,568 | 12,795 | 9,962 | 1,111 | 1,081 | 1,073 | 1,081 |
| 51 years..... | 22,825 | 21,695 | 16,808 | 16,854 | 6,017 | 4,841 | 13,495 | 13,525 | 2,913 | 3,000 | 5,998 | 4,840 | 424 | 380 | 403 | 380 |
| 52 years..... | 25,668 | 23,567 | 18,449 | 17,838 | 7,219 | 5,729 | 14,674 | 14,275 | 3,186 | 3,083 | 7,198 | 5,728 | 610 | 481 | 596 | 481 |
| 53 years..... | 22,128 | 20,954 | 16,099 | 15,985 | 6,029 | 5,019 | 13,112 | 13,017 | 2,576 | 2,562 | 6,009 | 5,018 | 431 | 387 | 435 | 387 |
| 54 years..... | 22,444 | 22,375 | 15,891 | 16,548 | 6,593 | 5,827 | 13,014 | 13,672 | 2,458 | 2,541 | 6,580 | 5,827 | 442 | 385 | 424 | 385 |
| 50 to 54 years.. | 128,954 | 121,580 | 90,289 | 90,196 | 38,665 | 31,384 | 71,801 | 71,917 | 15,610 | 15,754 | 38,525 | 31,375 | 3,018 | 2,584 | 2,911 | 2,584 |
| 55 years..... | 24,659 | 23,772 | 16,612 | 16,847 | 8,047 | 6,925 | 13,513 | 13,638 | 2,544 | 2,701 | 3,081 | 6,925 | 571 | 513 | 560 | 512 |
| 56 years..... | 20,161 | 19,730 | 14,181 | 14,745 | 5,980 | 4,985 | 11,673 | 12,313 | 2,123 | 2,117 | 5,967 | 4,985 | 398 | 315 | 392 | 315 |
| 57 years..... | 17,762 | 17,712 | 12,795 | 13,356 | 4,967 | 4,356 | 10,675 | 11,141 | 1,817 | 1,979 | 4,961 | 4,356 | 309 | 286 | 305 | 286 |
| 58 years..... | 17,391 | 17,550 | 12,161 | 12,878 | 5,230 | 4,672 | 10,113 | 10,716 | 1,745 | 1,882 | 5,220 | 4,671 | 313 | 281 | 304 | 281 |
| 59 years..... | 16,751 | 17,301 | 12,019 | 12,885 | 4,732 | 4,466 | 10,019 | 10,870 | 1,681 | 1,679 | 4,725 | 4,463 | 326 | 289 | 323 | 288 |
| 55 to 59 years.. | 96,724 | 96,065 | 67,768 | 70,661 | 28,956 | 25,404 | 55,993 | 58,673 | 9,910 | 10,358 | 28,904 | 25,400 | 1,917 | 1,634 | 1,884 | 1,632 |
| 60 years..... | 21,282 | 22,366 | 13,128 | 14,283 | 8,154 | 8,083 | 10,829 | 11,680 | 1,753 | 2,046 | 3,145 | 3,080 | 555 | 560 | 550 | 559 |
| 61 years..... | 13,092 | 13,098 | 9,525 | 9,910 | 3,567 | 3,188 | 8,191 | 8,554 | 1,179 | 1,225 | 3,564 | 3,188 | 158 | 131 | 156 | 131 |
| 62 years..... | 14,422 | 14,801 | 10,273 | 10,889 | 4,149 | 3,912 | 8,852 | 9,287 | 1,237 | 1,432 | 4,146 | 3,911 | 187 | 171 | 186 | 171 |
| 63 years..... | 13,947 | 14,477 | 10,063 | 10,799 | 3,884 | 3,678 | 8,708 | 9,291 | 1,165 | 1,323 | 3,879 | 3,676 | 200 | 187 | 199 | 187 |
| 64 years..... | 12,962 | 13,694 | 9,253 | 9,907 | 3,709 | 3,787 | 8,046 | 8,578 | 1,058 | 1,154 | 3,703 | 3,784 | 155 | 178 | 152 | 178 |
| 60 to 64 years.. | 75,705 | 78,436 | 52,242 | 55,788 | 23,463 | 22,648 | 44,621 | 47,390 | 6,392 | 7,180 | 23,437 | 22,639 | 1,255 | 1,227 | 1,243 | 1,226 |
| 65 years..... | 13,685 | 15,121 | 8,924 | 9,868 | 4,761 | 5,253 | 7,677 | 8,398 | 1,014 | 1,157 | 4,759 | 5,251 | 235 | 315 | 235 | 315 |
| 66 years..... | 11,195 | 11,651 | 7,990 | 8,606 | 3,205 | 3,045 | 7,025 | 7,529 | 882 | 947 | 3,201 | 3,043 | 137 | 132 | 137 | 132 |
| 67 years..... | 10,506 | 10,949 | 7,488 | 7,893 | 3,018 | 3,056 | 6,587 | 6,954 | 773 | 810 | 3,017 | 3,056 | 129 | 129 | 129 | 129 |
| 68 years..... | 9,379 | 10,308 | 6,569 | 7,355 | 2,810 | 2,958 | 5,792 | 6,467 | 655 | 732 | 2,809 | 2,958 | 123 | 157 | 123 | 157 |
| 69 years..... | 8,338 | 9,518 | 6,206 | 6,823 | 2,632 | 2,695 | 5,554 | 6,040 | 543 | 658 | 2,631 | 2,695 | 110 | 125 | 110 | 125 |
| 65 to 69 years.. | 53,603 | 57,547 | 37,177 | 40,545 | 16,426 | 17,002 | 32,635 | 35,388 | 3,817 | 4,304 | 16,417 | 16,997 | 734 | 858 | 734 | 858 |
| 70 years..... | 10,015 | 11,554 | 6,290 | 7,319 | 3,725 | 4,235 | 5,532 | 6,276 | 544 | 761 | 3,722 | 4,233 | 217 | 284 | 216 | 283 |
| 71 years..... | 6,791 | 7,146 | 4,882 | 5,237 | 1,909 | 1,909 | 4,410 | 4,676 | 426 | 503 | 1,909 | 1,909 | 46 | 58 | 46 | 58 |
| 72 years..... | 7,397 | 7,831 | 5,181 | 5,646 | 2,216 | 2,185 | 4,611 | 4,993 | 483 | 552 | 2,216 | 2,185 | 87 | 101 | 87 | 101 |
| 73 years..... | 6,335 | 6,633 | 4,466 | 4,809 | 1,869 | 1,824 | 3,993 | 4,292 | 404 | 441 | 1,867 | 1,824 | 71 | 76 | 70 | 76 |
| 74 years..... | 5,810 | 6,491 | 4,096 | 4,781 | 1,714 | 1,710 | 3,664 | 4,262 | 381 | 449 | 1,714 | 1,709 | 51 | 71 | 51 | 71 |
| 70 to 74 years.. | 36,348 | 39,655 | 24,915 | 27,792 | 11,433 | 11,863 | 22,210 | 24,499 | 2,238 | 2,706 | 11,428 | 11,860 | 472 | 590 | 470 | 589 |
| 75 years..... | 5,904 | 6,758 | 4,017 | 4,654 | 1,887 | 2,104 | 3,577 | 4,068 | 353 | 440 | 1,887 | 2,104 | 87 | 146 | 87 | 146 |
| 76 years..... | 4,603 | 5,026 | 3,237 | 3,686 | 1,316 | 1,380 | 2,946 | 3,222 | 295 | 351 | 1,316 | 1,389 | 46 | 64 | 46 | 64 |
| 77 years..... | 3,999 | 4,219 | 2,846 | 3,187 | 1,053 | 1,032 | 2,523 | 2,882 | 230 | 290 | 1,053 | 1,031 | 37 | 46 | 37 | 46 |
| 78 years..... | 3,567 | 3,984 | 2,529 | 2,927 | 1,033 | 1,057 | 2,227 | 2,561 | 266 | 290 | 1,033 | 1,057 | 36 | 36 | 35 | 36 |
| 79 years..... | 3,043 | 3,551 | 2,188 | 2,736 | 885 | 815 | 1,950 | 2,433 | 206 | 284 | 885 | 815 | 32 | 39 | 32 | 39 |
| 75 to 79 years.. | 21,016 | 23,538 | 14,867 | 17,140 | 6,149 | 6,398 | 13,223 | 15,116 | 1,406 | 1,655 | 6,149 | 6,396 | 238 | 371 | 237 | 371 |
| 80 years..... | 3,002 | 3,693 | 2,022 | 2,542 | 980 | 1,151 | 1,751 | 2,184 | 209 | 243 | 980 | 1,151 | 62 | 115 | 62 | 114 |
| 81 years..... | 2,104 | 2,398 | 1,575 | 1,872 | 529 | 526 | 1,405 | 1,637 | 145 | 217 | 529 | 526 | 25 | 18 | 25 | 18 |
| 82 years..... | 1,847 | 2,015 | 1,402 | 1,578 | 445 | 437 | 1,241 | 1,382 | 138 | 166 | 445 | 437 | 23 | 30 | 23 | 30 |
| 83 years..... | 1,463 | 1,750 | 1,116 | 1,373 | 347 | 372 | 999 | 1,214 | 101 | 146 | 347 | 372 | 16 | 18 | 16 | 18 |
| 84 years..... | 1,203 | 1,625 | 852 | 1,269 | 351 | 356 | 746 | 1,100 | 91 | 138 | 351 | 356 | 15 | 31 | 15 | 30 |
| 80 to 84 years.. | 9,619 | 11,481 | 6,967 | 8,639 | 2,652 | 2,842 | 6,142 | 7,517 | 684 | 910 | 2,652 | 2,842 | 141 | 212 | 141 | 210 |
| 85 years..... | 926 | 1,305 | 688 | 969 | 238 | 336 | 605 | 829 | 64 | 105 | 238 | 335 | 19 | 36 | 19 | 35 |
| 86 years..... | 651 | 995 | 484 | 792 | 167 | 203 | 426 | 692 | 48 | 88 | 167 | 203 | 10 | 12 | 10 | 12 |
| 87 years..... | 575 | 786 | 416 | 633 | 159 | 153 | 351 | 536 | 54 | 79 | 159 | 153 | 11 | 18 | 11 | 18 |
| 88 years..... | 400 | 637 | 294 | 500 | 106 | 137 | 252 | 426 | 35 | 55 | 106 | 137 | 7 | 19 | 7 | 19 |
| 89 years..... | 299 | 463 | 227 | 385 | 72 | 78 | 191 | 335 | 27 | 38 | 72 | 78 | 9 | 12 | 9 | 12 |
| 85 to 89 years.. | 2,851 | 4,186 | 2,109 | 3,279 | 742 | 907 | 1,825 | 2,818 | 228 | 365 | 742 | 906 | 56 | 97 | 56 | 96 |
| 90 years..... | 228 | 415 | 159 | 291 | 69 | 124 | 122 | 235 | 30 | 27 | 68 | 123 | 8 | 30 | 8 | 30 |
| 91 years..... | 137 | 211 | 103 | 172 | 34 | 39 | 94 | 147 | 8 | 23 | 34 | 39 | 1 | 2 | 1 | 2 |
| 92 years..... | 105 | 176 | 66 | 133 | 39 | 43 | 53 | 117 | 10 | 12 | 38 | 43 | 4 | 4 | 4 | 4 |
| 93 years..... | 59 | 128 | 43 | 94 | 16 | 34 | 32 | 78 | 7 | 12 | 16 | 34 | 4 | 4 | 4 | 4 |
| 94 years..... | 34 | 90 | 27 | 74 | 7 | 16 | 17 | 65 | 9 | 5 | 7 | 16 | 1 | 4 | 1 | 4 |
| 90 to 94 years.. | 563 | 1,020 | 398 | 764 | 165 | 256 | 318 | 642 | 64 | 79 | 163 | 255 | 18 | 44 | 18 | 44 |
| 95 years..... | 38 | 69 | 18 | 44 | 20 | 25 | 16 | 32 | 1 | 6 | 20 | 25 | 1 | 6 | 1 | 6 |
| 96 years..... | 35 | 48 | 23 | 35 | 12 | 13 | 18 | 26 | 2 | 4 | 12 | 13 | 3 | 5 | 3 | 5 |
| 97 years..... | 12 | 41 | 7 | 30 | 5 | 11 | 6 | 25 | 1 | 3 | 5 | 11 | 2 | 2 | 2 | 2 |
| 98 years..... | 17 | 24 | 8 | 16 | 9 | 8 | 4 | 9 | 1 | 1 | 9 | 8 | 3 | 6 | 3 | 6 |
| 99 years..... | 14 | 27 | 8 | 17 | 6 | 10 | 4 | 11 | 2 | 4 | 6 | 10 | 2 | 2 | 2 | 2 |
| 95 to 99 years.. | 116 | 209 | 64 | 142 | 52 | 67 | 48 | 103 | 7 | 18 | 52 | 67 | 9 | 21 | 9 | 21 |
| 100 years and over. | 19 | 46 | 11 | 31 | 8 | 15 | 3 | 14 | | 3 | 8 | 15 | 8 | 14 | 8 | 14 |
| Age unknown.... | 7,794 | 4,153 | 6,253 | 3,145 | 1,541 | 1,008 | 5,353 | 2,491 | 443 | 316 | 1,530 | 1,008 | 468 | 338 | 451 | 335 |

¹Persons of negro descent, Chinese, Japanese, and Indians.

²Includes all persons of negro descent.

STATISTICS OF POPULATION.

TABLE 2.—AGES OF THE AGGREGATE POPULATION, CLASSIFIED BY SEX,
RHODE ISLAND.

| AGES. | AGGREGATE. | | NATIVE BORN. | | FOREIGN BORN. | | NATIVE WHITE— NATIVE PARENTS. | | NATIVE WHITE— FOREIGN PARENTS. | | FOREIGN WHITE. | | TOTAL COLORED, ¹ | | NEGRO. ² | |
|--------------------|------------|---------------|--------------|---------------|---------------|---------------|----------------------------------|---------------|-----------------------------------|---------------|-------------------|---------------|--------------------------------|---------------|---------------------|---------------|
| | Males. | Fe- males. | Males. | Fe- males. | Males. | Fe- males. | Males. | Fe- males. | Males. | Fe- males. | Males. | Fe- males. | Males. | Fe- males. | Males. | Fe- males. |
| All ages.... | 210,516 | 218,040 | 144,340 | 149,697 | 66,176 | 68,343 | 71,770 | 73,216 | 68,491 | 71,801 | 65,571 | 68,201 | 4,684 | 4,822 | 4,290 | 4,802 |
| Under 1 month.... | 378 | 356 | 877 | 856 | 1 | | 118 | 109 | 248 | 242 | 1 | | 11 | 5 | 11 | 5 |
| 1 to 2 months.... | 848 | 817 | 843 | 811 | 5 | 6 | 275 | 240 | 552 | 549 | 5 | 6 | 16 | 22 | 16 | 22 |
| 3 to 5 months.... | 1,207 | 1,241 | 1,193 | 1,219 | 14 | 22 | 368 | 375 | 798 | 817 | 14 | 22 | 27 | 27 | 27 | 27 |
| 6 to 9 months.... | 1,157 | 1,161 | 1,184 | 1,188 | 23 | 23 | 336 | 361 | 776 | 765 | 23 | 23 | 22 | 12 | 22 | 11 |
| 9 to 11 months.... | 1,105 | 1,098 | 1,082 | 1,077 | 23 | 21 | 353 | 329 | 706 | 730 | 23 | 21 | 23 | 18 | 23 | 18 |
| Under 1 year.. | 4,695 | 4,673 | 4,629 | 4,601 | 66 | 72 | 1,450 | 1,414 | 3,080 | 3,103 | 66 | 72 | 99 | 84 | 99 | 83 |
| 1 year..... | 4,108 | 4,104 | 4,003 | 3,966 | 100 | 138 | 1,345 | 1,273 | 2,594 | 2,632 | 100 | 138 | 64 | 61 | 64 | 61 |
| 2 years..... | 4,378 | 4,302 | 4,213 | 4,159 | 165 | 143 | 1,412 | 1,419 | 2,723 | 2,660 | 165 | 142 | 78 | 81 | 78 | 81 |
| 3 years..... | 4,342 | 4,391 | 4,184 | 4,196 | 158 | 195 | 1,401 | 1,333 | 2,712 | 2,775 | 158 | 195 | 71 | 83 | 71 | 87 |
| 4 years..... | 4,256 | 4,208 | 4,085 | 3,983 | 221 | 225 | 1,392 | 1,317 | 2,659 | 2,581 | 221 | 225 | 84 | 85 | 84 | 85 |
| 1 to 4 years.. | 17,079 | 17,005 | 16,435 | 16,304 | 644 | 701 | 5,550 | 5,342 | 10,588 | 10,648 | 644 | 700 | 297 | 315 | 297 | 314 |
| 5 years..... | 4,139 | 4,313 | 3,872 | 4,025 | 267 | 288 | 1,318 | 1,363 | 2,472 | 2,579 | 265 | 288 | 84 | 83 | 82 | 83 |
| 6 years..... | 4,159 | 4,213 | 3,887 | 3,924 | 272 | 289 | 1,378 | 1,360 | 2,434 | 2,487 | 272 | 289 | 75 | 77 | 75 | 77 |
| 7 years..... | 4,087 | 3,921 | 3,743 | 3,600 | 344 | 321 | 1,334 | 1,260 | 2,336 | 2,269 | 344 | 320 | 73 | 72 | 73 | 72 |
| 8 years..... | 3,866 | 3,927 | 3,488 | 3,558 | 373 | 369 | 1,248 | 1,289 | 2,164 | 2,209 | 373 | 368 | 61 | 61 | 61 | 61 |
| 9 years..... | 3,787 | 3,868 | 3,376 | 3,411 | 411 | 457 | 1,238 | 1,320 | 2,065 | 2,027 | 410 | 455 | 74 | 66 | 73 | 65 |
| 5 to 9 years.. | 20,088 | 20,242 | 18,866 | 18,513 | 1,672 | 1,724 | 6,516 | 6,592 | 11,471 | 11,571 | 1,669 | 1,720 | 382 | 359 | 379 | 358 |
| 10 years..... | 3,808 | 3,884 | 3,291 | 3,368 | 517 | 516 | 1,247 | 1,294 | 1,983 | 2,000 | 517 | 516 | 61 | 74 | 61 | 74 |
| 11 years..... | 3,433 | 3,551 | 3,013 | 3,072 | 470 | 479 | 1,164 | 1,192 | 1,785 | 1,813 | 468 | 479 | 66 | 67 | 65 | 66 |
| 12 years..... | 3,694 | 3,659 | 3,049 | 3,035 | 645 | 624 | 1,243 | 1,197 | 1,754 | 1,767 | 642 | 623 | 55 | 72 | 55 | 72 |
| 13 years..... | 3,641 | 3,705 | 2,968 | 3,063 | 678 | 642 | 1,219 | 1,261 | 1,674 | 1,728 | 678 | 642 | 70 | 74 | 70 | 74 |
| 14 years..... | 3,586 | 3,728 | 2,787 | 2,875 | 799 | 853 | 1,145 | 1,176 | 1,579 | 1,627 | 796 | 852 | 66 | 73 | 66 | 72 |
| 10 to 14 years.. | 18,212 | 18,527 | 15,103 | 15,413 | 3,109 | 3,114 | 6,018 | 6,120 | 8,775 | 8,935 | 3,101 | 3,112 | 318 | 360 | 317 | 358 |
| 15 years..... | 3,993 | 3,876 | 3,043 | 2,934 | 950 | 942 | 1,292 | 1,170 | 1,678 | 1,684 | 948 | 941 | 75 | 81 | 75 | 81 |
| 16 years..... | 4,035 | 3,842 | 3,064 | 2,843 | 971 | 999 | 1,305 | 1,266 | 1,707 | 1,499 | 963 | 997 | 55 | 80 | 54 | 80 |
| 17 years..... | 3,888 | 4,021 | 2,866 | 2,987 | 1,022 | 1,084 | 1,195 | 1,178 | 1,616 | 1,690 | 1,018 | 1,082 | 59 | 71 | 58 | 71 |
| 18 years..... | 3,758 | 4,143 | 2,672 | 2,918 | 1,081 | 1,225 | 1,154 | 1,251 | 1,448 | 1,562 | 1,073 | 1,224 | 78 | 106 | 77 | 106 |
| 19 years..... | 3,886 | 3,905 | 2,700 | 2,682 | 1,136 | 1,223 | 1,182 | 1,162 | 1,449 | 1,432 | 1,132 | 1,221 | 73 | 90 | 69 | 90 |
| 15 to 19 years.. | 19,505 | 19,787 | 14,345 | 14,314 | 5,160 | 5,473 | 6,128 | 6,027 | 7,898 | 7,867 | 5,139 | 5,465 | 340 | 428 | 333 | 428 |
| 20 years..... | 3,843 | 4,492 | 2,642 | 2,935 | 1,201 | 1,557 | 1,215 | 1,260 | 1,339 | 1,549 | 1,184 | 1,552 | 105 | 131 | 100 | 130 |
| 21 years..... | 4,060 | 4,212 | 2,698 | 2,730 | 1,367 | 1,482 | 1,210 | 1,203 | 1,398 | 1,437 | 1,360 | 1,480 | 92 | 92 | 86 | 92 |
| 22 years..... | 4,171 | 4,568 | 2,748 | 2,844 | 1,423 | 1,724 | 1,185 | 1,233 | 1,481 | 1,497 | 1,412 | 1,714 | 93 | 124 | 86 | 124 |
| 23 years..... | 4,162 | 4,527 | 2,694 | 2,786 | 1,468 | 1,741 | 1,235 | 1,193 | 1,371 | 1,486 | 1,453 | 1,738 | 103 | 110 | 99 | 110 |
| 24 years..... | 4,183 | 4,600 | 2,587 | 2,864 | 1,596 | 1,736 | 1,180 | 1,198 | 1,312 | 1,539 | 1,588 | 1,723 | 103 | 135 | 97 | 134 |
| 20 to 24 years.. | 20,419 | 22,399 | 13,364 | 14,159 | 7,055 | 8,240 | 6,025 | 6,087 | 6,901 | 7,503 | 6,997 | 8,212 | 496 | 592 | 468 | 590 |
| 25 years..... | 4,422 | 4,831 | 2,696 | 2,953 | 1,726 | 1,878 | 1,252 | 1,279 | 1,339 | 1,563 | 1,704 | 1,873 | 127 | 116 | 120 | 115 |
| 26 years..... | 4,098 | 4,319 | 2,473 | 2,707 | 1,625 | 1,612 | 1,134 | 1,247 | 1,262 | 1,365 | 1,603 | 1,605 | 99 | 102 | 88 | 102 |
| 27 years..... | 3,912 | 4,123 | 2,352 | 2,550 | 1,560 | 1,573 | 1,131 | 1,129 | 1,127 | 1,335 | 1,535 | 1,570 | 119 | 89 | 109 | 89 |
| 28 years..... | 4,313 | 4,478 | 2,411 | 2,594 | 1,907 | 1,894 | 1,133 | 1,134 | 1,143 | 1,300 | 1,884 | 1,881 | 108 | 113 | 96 | 113 |
| 29 years..... | 3,511 | 3,700 | 1,981 | 2,137 | 1,530 | 1,568 | 985 | 932 | 910 | 1,071 | 1,514 | 1,555 | 102 | 92 | 93 | 92 |
| 25 to 29 years.. | 20,261 | 21,451 | 11,913 | 12,941 | 8,348 | 8,510 | 5,685 | 5,821 | 5,781 | 6,634 | 8,240 | 8,484 | 555 | 512 | 506 | 511 |
| 30 years..... | 4,319 | 4,718 | 2,516 | 2,703 | 2,303 | 2,015 | 1,246 | 1,240 | 1,169 | 1,333 | 2,269 | 2,011 | 135 | 129 | 112 | 129 |
| 31 years..... | 3,033 | 2,896 | 1,751 | 1,757 | 1,232 | 1,139 | 936 | 886 | 756 | 817 | 1,265 | 1,136 | 76 | 57 | 63 | 57 |
| 32 years..... | 3,811 | 3,589 | 2,061 | 2,091 | 1,750 | 1,498 | 1,089 | 1,024 | 910 | 998 | 1,723 | 1,494 | 89 | 73 | 72 | 73 |
| 33 years..... | 3,222 | 3,299 | 1,754 | 1,889 | 1,468 | 1,410 | 965 | 986 | 735 | 847 | 1,449 | 1,407 | 73 | 69 | 60 | 59 |
| 34 years..... | 3,242 | 3,378 | 1,753 | 1,889 | 1,489 | 1,489 | 924 | 937 | 762 | 880 | 1,459 | 1,488 | 97 | 73 | 73 | 73 |
| 30 to 34 years.. | 18,127 | 17,880 | 9,835 | 10,329 | 8,292 | 7,551 | 5,160 | 5,073 | 4,332 | 4,880 | 8,165 | 7,536 | 470 | 391 | 380 | 391 |
| 35 years..... | 3,357 | 3,755 | 1,872 | 1,951 | 1,935 | 1,804 | 1,003 | 965 | 784 | 887 | 1,951 | 1,800 | 119 | 103 | 90 | 103 |
| 36 years..... | 2,944 | 3,008 | 1,476 | 1,596 | 1,468 | 1,412 | 798 | 842 | 632 | 696 | 1,438 | 1,411 | 76 | 59 | 51 | 59 |
| 37 years..... | 2,790 | 2,836 | 1,483 | 1,557 | 1,307 | 1,279 | 828 | 810 | 619 | 692 | 1,293 | 1,278 | 50 | 56 | 39 | 56 |
| 38 years..... | 3,385 | 3,301 | 1,789 | 1,891 | 1,596 | 1,410 | 977 | 933 | 751 | 821 | 1,578 | 1,409 | 79 | 88 | 64 | 88 |
| 39 years..... | 3,001 | 3,046 | 1,696 | 1,807 | 1,305 | 1,239 | 959 | 939 | 665 | 724 | 1,293 | 1,232 | 84 | 99 | 73 | 98 |
| 35 to 39 years.. | 15,977 | 15,946 | 8,316 | 8,802 | 7,661 | 7,144 | 4,565 | 4,591 | 3,451 | 3,820 | 7,553 | 7,130 | 408 | 405 | 317 | 404 |
| 40 years..... | 3,861 | 3,875 | 1,934 | 2,109 | 1,927 | 1,766 | 1,116 | 1,124 | 714 | 877 | 1,897 | 1,757 | 134 | 117 | 106 | 116 |
| 41 years..... | 2,151 | 2,155 | 1,327 | 1,331 | 824 | 824 | 584 | 528 | 431 | 447 | 811 | 821 | 55 | 59 | 43 | 58 |
| 42 years..... | 2,705 | 2,895 | 1,399 | 1,721 | 1,106 | 1,174 | 857 | 1,012 | 571 | 639 | 1,094 | 1,174 | 88 | 70 | 77 | 70 |
| 43 years..... | 2,350 | 2,437 | 1,442 | 1,448 | 908 | 939 | 812 | 891 | 487 | 505 | 903 | 988 | 43 | 53 | 46 | 53 |
| 44 years..... | 2,297 | 2,451 | 1,357 | 1,374 | 940 | 1,077 | 866 | 878 | 439 | 447 | 932 | 1,075 | 60 | 51 | 53 | 51 |
| 40 to 44 years.. | 13,364 | 13,813 | 7,659 | 7,983 | 5,705 | 5,880 | 4,705 | 4,733 | 2,642 | 2,915 | 5,637 | 5,815 | 380 | 350 | 325 | 348 |
| 45 years..... | 3,070 | 2,894 | 1,613 | 1,556 | 1,467 | 1,333 | 1,030 | 949 | 497 | 531 | 1,430 | 1,335 | 113 | 79 | 93 | 78 |
| 46 years..... | 2,058 | 2,082 | 1,169 | 1,202 | 889 | 880 | 799 | 788 | 319 | 369 | 879 | 880 | 61 | 45 | 52 | 45 |
| 47 years..... | 1,977 | 2,039 | 1,123 | 1,151 | 849 | 838 | 800 | 803 | 290 | 307 | 840 | 887 | 47 | 42 | 42 | 42 |
| 48 years..... | 2,211 | 2,333 | 1,229 | 1,254 | 932 | 1,079 | 872 | 833 | 315 | 364 | 977 | 1,078 | 47 | 58 | 44 | 58 |
| 49 years..... | 1,960 | 2,074 | 1,100 | 1,143 | 860 | 931 | 831 | 836 | 238 | 267 | 849 | 931 | 42 | 40 | 34 | 40 |
| 45 to 49 years.. | 11,276 | 11,422 | 6,239 | 6,306 | 5,037 | 5,116 | 4,332 | 4,209 | 1,659 | 1,838 | 4,975 | 5,111 | 310 | 264 | 265 | 263 |

¹ Persons of negro descent, Chinese, Japanese, and Indians.² Includes all persons of negro descent.

GENERAL NATIVITY, AND COLOR, BY STATES AND TERRITORIES: 1900—Continued.

RHODE ISLAND.

| AGES. | AGGREGATE. | | NATIVE BORN. | | FOREIGN BORN. | | NATIVE WHITE— NATIVE PARENTS. | | NATIVE WHITE— FOREIGN PARENTS. | | FOREIGN WHITE. | | TOTAL COLORED. ¹ | | NEGRO. ² | |
|--------------------|------------|---------------|--------------|---------------|---------------|---------------|----------------------------------|---------------|-----------------------------------|---------------|----------------|---------------|--------------------------------|---------------|---------------------|---------------|
| | Males. | Fe- males. | Males. | Fe- males. | Males. | Fe- males. | Males. | Fe- males. | Males. | Fe- males. | Males. | Fe- males. | Males. | Fe- males. | Males. | Fe- males. |
| 50 years..... | 2,926 | 3,006 | 1,381 | 1,480 | 1,545 | 1,526 | 1,015 | 1,090 | 290 | 294 | 1,536 | 1,518 | 85 | 104 | 78 | 104 |
| 51 years..... | 1,511 | 1,504 | 883 | 951 | 628 | 573 | 702 | 737 | 149 | 168 | 624 | 571 | 36 | 28 | 32 | 27 |
| 52 years..... | 1,862 | 1,911 | 1,002 | 1,044 | 860 | 867 | 784 | 786 | 178 | 216 | 852 | 865 | 48 | 44 | 46 | 43 |
| 53 years..... | 1,556 | 1,639 | 899 | 932 | 657 | 707 | 736 | 765 | 135 | 134 | 656 | 706 | 29 | 34 | 28 | 34 |
| 54 years..... | 1,597 | 1,637 | 911 | 896 | 686 | 741 | 744 | 703 | 138 | 159 | 684 | 741 | 31 | 34 | 30 | 32 |
| 50 to 54 years.. | 9,452 | 9,697 | 5,076 | 5,283 | 4,376 | 4,414 | 3,981 | 4,081 | 890 | 971 | 4,352 | 4,401 | 229 | 244 | 214 | 240 |
| 55 years..... | 1,812 | 1,974 | 929 | 956 | 883 | 1,013 | 731 | 765 | 148 | 146 | 881 | 1,017 | 52 | 46 | 50 | 46 |
| 56 years..... | 1,496 | 1,533 | 840 | 857 | 656 | 676 | 677 | 718 | 132 | 101 | 655 | 674 | 32 | 40 | 32 | 40 |
| 57 years..... | 1,236 | 1,344 | 724 | 768 | 512 | 576 | 611 | 660 | 98 | 84 | 512 | 576 | 15 | 24 | 15 | 24 |
| 58 years..... | 1,257 | 1,421 | 695 | 749 | 562 | 672 | 609 | 628 | 63 | 103 | 562 | 671 | 23 | 19 | 23 | 19 |
| 59 years..... | 1,214 | 1,338 | 684 | 749 | 530 | 589 | 587 | 660 | 75 | 63 | 529 | 589 | 23 | 26 | 23 | 26 |
| 55 to 59 years.. | 7,015 | 7,610 | 3,872 | 4,079 | 3,143 | 3,581 | 3,215 | 3,431 | 516 | 497 | 3,139 | 3,527 | 145 | 155 | 143 | 155 |
| 60 years..... | 1,827 | 2,075 | 814 | 914 | 1,013 | 1,161 | 692 | 768 | 76 | 93 | 1,007 | 1,159 | 52 | 60 | 49 | 60 |
| 61 years..... | 824 | 924 | 513 | 561 | 321 | 363 | 463 | 502 | 39 | 45 | 321 | 363 | 11 | 14 | 11 | 13 |
| 62 years..... | 1,063 | 1,244 | 632 | 737 | 431 | 507 | 553 | 659 | 55 | 60 | 430 | 507 | 25 | 18 | 22 | 18 |
| 63 years..... | 1,006 | 1,103 | 590 | 641 | 416 | 462 | 527 | 569 | 50 | 61 | 416 | 462 | 13 | 11 | 13 | 11 |
| 64 years..... | 869 | 1,027 | 521 | 580 | 348 | 447 | 483 | 524 | 30 | 41 | 347 | 445 | 9 | 17 | 9 | 17 |
| 60 to 64 years.. | 5,599 | 6,373 | 3,070 | 3,433 | 2,529 | 2,940 | 2,718 | 3,017 | 250 | 300 | 2,521 | 2,936 | 110 | 120 | 104 | 119 |
| 65 years..... | 1,121 | 1,276 | 547 | 653 | 574 | 623 | 499 | 580 | 34 | 44 | 573 | 622 | 15 | 30 | 14 | 30 |
| 66 years..... | 755 | 798 | 484 | 497 | 271 | 301 | 452 | 468 | 25 | 25 | 271 | 301 | 7 | 4 | 7 | 4 |
| 67 years..... | 697 | 780 | 430 | 461 | 267 | 319 | 396 | 414 | 28 | 37 | 267 | 319 | 6 | 10 | 6 | 10 |
| 68 years..... | 654 | 802 | 413 | 500 | 241 | 302 | 382 | 456 | 22 | 26 | 241 | 302 | 9 | 18 | 9 | 17 |
| 69 years..... | 596 | 716 | 379 | 445 | 217 | 271 | 351 | 411 | 23 | 21 | 217 | 271 | 5 | 13 | 5 | 13 |
| 65 to 69 years.. | 3,823 | 4,372 | 2,253 | 2,556 | 1,670 | 1,816 | 2,080 | 2,329 | 132 | 153 | 1,569 | 1,815 | 42 | 75 | 41 | 74 |
| 70 years..... | 785 | 1,027 | 402 | 529 | 388 | 498 | 372 | 476 | 16 | 27 | 383 | 498 | 14 | 26 | 14 | 26 |
| 71 years..... | 447 | 515 | 292 | 370 | 155 | 145 | 234 | 343 | 6 | 14 | 154 | 144 | 3 | 9 | 2 | 9 |
| 72 years..... | 472 | 565 | 313 | 381 | 159 | 204 | 292 | 360 | 15 | 9 | 158 | 204 | 7 | 12 | 7 | 12 |
| 73 years..... | 434 | 506 | 297 | 341 | 137 | 165 | 233 | 324 | 9 | 14 | 137 | 165 | 5 | 3 | 5 | 3 |
| 74 years..... | 392 | 456 | 281 | 327 | 111 | 129 | 270 | 307 | 8 | 10 | 111 | 129 | 3 | 10 | 3 | 9 |
| 70 to 74 years.. | 2,530 | 3,089 | 1,585 | 1,948 | 945 | 1,141 | 1,501 | 1,815 | 54 | 74 | 943 | 1,140 | 32 | 60 | 31 | 59 |
| 75 years..... | 442 | 555 | 282 | 343 | 160 | 212 | 267 | 327 | 8 | 9 | 159 | 212 | 8 | 7 | 8 | 7 |
| 76 years..... | 346 | 391 | 252 | 275 | 94 | 116 | 244 | 262 | 5 | 11 | 94 | 116 | 3 | 2 | 3 | 2 |
| 77 years..... | 274 | 299 | 193 | 227 | 81 | 72 | 133 | 215 | 6 | 6 | 81 | 71 | 4 | 4 | 4 | 4 |
| 78 years..... | 250 | 342 | 181 | 247 | 69 | 95 | 172 | 237 | 6 | 6 | 69 | 95 | 3 | 7 | 3 | 7 |
| 79 years..... | 219 | 280 | 170 | 204 | 49 | 76 | 163 | 190 | 3 | 9 | 49 | 76 | 4 | 5 | 4 | 5 |
| 75 to 79 years.. | 1,531 | 1,867 | 1,078 | 1,296 | 453 | 571 | 1,029 | 1,231 | 28 | 41 | 452 | 570 | 22 | 25 | 22 | 25 |
| 80 years..... | 249 | 346 | 179 | 227 | 70 | 119 | 167 | 210 | 4 | 3 | 70 | 119 | 8 | 14 | 8 | 14 |
| 81 years..... | 145 | 219 | 108 | 179 | 37 | 40 | 105 | 168 | 3 | 4 | 37 | 40 | 1 | 7 | 1 | 7 |
| 82 years..... | 114 | 175 | 83 | 129 | 31 | 46 | 81 | 124 | 1 | 2 | 31 | 46 | 1 | 3 | 1 | 3 |
| 83 years..... | 82 | 156 | 65 | 130 | 17 | 26 | 61 | 125 | 1 | 1 | 17 | 26 | 3 | 4 | 3 | 4 |
| 84 years..... | 95 | 132 | 73 | 107 | 22 | 25 | 71 | 102 | 1 | 2 | 21 | 25 | 2 | 3 | 2 | 3 |
| 80 to 84 years.. | 685 | 1,023 | 508 | 772 | 177 | 256 | 485 | 730 | 10 | 11 | 176 | 256 | 14 | 31 | 14 | 31 |
| 85 years..... | 76 | 118 | 59 | 90 | 17 | 28 | 57 | 85 | 1 | 2 | 17 | 28 | 1 | 3 | 1 | 2 |
| 86 years..... | 69 | 83 | 54 | 68 | 15 | 15 | 51 | 66 | 2 | 1 | 15 | 15 | 1 | 1 | 1 | 1 |
| 87 years..... | 36 | 82 | 29 | 64 | 7 | 18 | 26 | 61 | 3 | 1 | 7 | 18 | 1 | 2 | 1 | 2 |
| 88 years..... | 49 | 63 | 37 | 52 | 12 | 11 | 36 | 47 | 1 | 4 | 12 | 11 | 1 | 1 | 1 | 1 |
| 89 years..... | 25 | 54 | 18 | 42 | 7 | 12 | 16 | 39 | 1 | 1 | 7 | 12 | 1 | 2 | 1 | 2 |
| 85 to 89 years.. | 255 | 400 | 197 | 316 | 58 | 84 | 186 | 298 | 8 | 9 | 58 | 84 | 3 | 9 | 3 | 8 |
| 90 years..... | 20 | 51 | 17 | 39 | 3 | 12 | 15 | 35 | 1 | 1 | 3 | 12 | 1 | 3 | 1 | 3 |
| 91 years..... | 15 | 22 | 7 | 18 | 8 | 4 | 7 | 18 | 1 | 1 | 8 | 4 | 1 | 1 | 1 | 1 |
| 92 years..... | 12 | 17 | 9 | 14 | 3 | 3 | 8 | 13 | 1 | 1 | 3 | 3 | 1 | 1 | 1 | 1 |
| 93 years..... | 3 | 12 | 3 | 10 | 1 | 2 | 3 | 9 | 1 | 1 | 1 | 2 | 1 | 1 | 1 | 1 |
| 94 years..... | 6 | 17 | 5 | 14 | 1 | 3 | 4 | 10 | 1 | 1 | 1 | 3 | 1 | 3 | 1 | 3 |
| 90 to 94 years.. | 56 | 119 | 41 | 95 | 15 | 24 | 37 | 85 | 2 | 3 | 15 | 24 | 2 | 7 | 2 | 7 |
| 95 years..... | 1 | 11 | 1 | 8 | 1 | 3 | 1 | 8 | 1 | 1 | 1 | 3 | 1 | 1 | 1 | 1 |
| 96 years..... | 5 | 7 | 4 | 6 | 1 | 1 | 4 | 4 | 1 | 1 | 1 | 1 | 1 | 1 | 1 | 1 |
| 97 years..... | 2 | 3 | 1 | 2 | 1 | 1 | 1 | 1 | 1 | 1 | 1 | 1 | 1 | 1 | 1 | 1 |
| 98 years..... | 2 | 5 | 2 | 3 | 1 | 2 | 2 | 2 | 1 | 1 | 1 | 2 | 1 | 1 | 1 | 1 |
| 99 years..... | 1 | 2 | 1 | 2 | 1 | 1 | 1 | 1 | 1 | 1 | 1 | 1 | 1 | 1 | 1 | 1 |
| 95 to 99 years.. | 11 | 28 | 9 | 21 | 2 | 7 | 9 | 18 | 1 | 1 | 2 | 7 | 2 | 2 | 2 | 2 |
| 100 years and over | 2 | 2 | 2 | 1 | 1 | 1 | 1 | 1 | 1 | 1 | 1 | 1 | 1 | 1 | 1 | 1 |
| Age unknown.... | 604 | 310 | 445 | 227 | 159 | 83 | 394 | 172 | 23 | 22 | 158 | 83 | 29 | 33 | 29 | 33 |

¹Persons of negro descent, Chinese, Japanese, and Indians.

²Includes all persons of negro descent.

STATISTICS OF POPULATION.

TABLE 2.—AGES OF THE AGGREGATE POPULATION, CLASSIFIED BY SEX, SOUTH CAROLINA.

| AGES. | AGGREGATE. | | NATIVE BORN. | | FOREIGN BORN. | | NATIVE WHITE— NATIVE PARENTS. | | NATIVE WHITE— FOREIGN PARENTS. | | FOREIGN WHITE. | | TOTAL COLORED. ¹ | | NEGRO. ² | |
|--------------------|------------|---------------|--------------|---------------|---------------|---------------|----------------------------------|---------------|-----------------------------------|---------------|-------------------|---------------|--------------------------------|---------------|---------------------|---------------|
| | Males. | Fe- males. | Males. | Fe- males. | Males. | Fe- males. | Males. | Fe- males. | Males. | Fe- males. | Males. | Fe- males. | Males. | Fe- males. | Males. | Fe- males. |
| All ages | 664,895 | 675,421 | 661,610 | 673,178 | 3,285 | 2,243 | 272,312 | 268,454 | 5,676 | 5,994 | 3,159 | 2,212 | 383,743 | 398,761 | 353,626 | 398,695 |
| Under 1 month.... | 2,010 | 2,145 | 2,010 | 2,145 | | | 700 | 701 | 7 | 9 | | | 1,303 | 1,435 | 1,303 | 1,435 |
| 1 to 2 months.... | 3,949 | 3,864 | 3,949 | 3,864 | | | 1,367 | 1,287 | 14 | 14 | | | 2,568 | 2,563 | 2,567 | 2,562 |
| 3 to 5 months.... | 5,660 | 5,663 | 5,660 | 5,663 | | | 2,116 | 2,037 | 27 | 29 | | | 3,517 | 3,597 | 3,517 | 3,597 |
| 6 to 8 months.... | 5,220 | 5,279 | 5,220 | 5,279 | | | 2,227 | 2,238 | 29 | 23 | | | 2,964 | 3,018 | 2,964 | 3,016 |
| 9 to 11 months.... | 4,621 | 4,591 | 4,621 | 4,591 | | | 1,991 | 1,912 | 22 | 27 | | | 2,608 | 2,652 | 2,607 | 2,651 |
| Under 1 year.. | 21,460 | 21,542 | 21,460 | 21,542 | | | 8,401 | 8,175 | 99 | 102 | | | 12,960 | 13,265 | 12,953 | 13,261 |
| 1 year..... | 19,727 | 19,759 | 19,726 | 19,759 | 1 | | 7,770 | 7,470 | 90 | 106 | 1 | | 11,866 | 12,183 | 11,865 | 12,181 |
| 2 years..... | 21,169 | 20,613 | 21,169 | 20,611 | | 2 | 8,207 | 7,647 | 118 | 113 | | 2 | 12,844 | 12,851 | 12,839 | 12,849 |
| 3 years..... | 19,559 | 19,737 | 19,558 | 19,737 | 1 | | 7,395 | 7,145 | 111 | 115 | 1 | | 12,052 | 12,477 | 12,052 | 12,475 |
| 4 years..... | 20,109 | 19,976 | 20,108 | 19,975 | 1 | 1 | 7,692 | 7,384 | 111 | 116 | 1 | 1 | 12,305 | 12,475 | 12,302 | 12,472 |
| 1 to 4 years.. | 80,564 | 80,085 | 80,561 | 80,082 | 3 | 3 | 31,064 | 29,646 | 430 | 450 | 3 | 3 | 49,067 | 49,986 | 49,058 | 49,977 |
| 5 years..... | 19,691 | 19,204 | 19,689 | 19,200 | 2 | 4 | 7,603 | 7,116 | 117 | 119 | 2 | 4 | 11,969 | 11,965 | 11,967 | 11,964 |
| 6 years..... | 20,876 | 20,798 | 20,869 | 20,793 | 7 | 5 | 8,100 | 7,595 | 125 | 121 | 7 | 5 | 12,644 | 13,077 | 12,643 | 13,071 |
| 7 years..... | 19,389 | 19,358 | 19,384 | 19,357 | 5 | 1 | 7,391 | 7,101 | 128 | 117 | 5 | 1 | 11,865 | 12,139 | 11,865 | 12,137 |
| 8 years..... | 19,889 | 19,773 | 19,886 | 19,768 | 3 | 5 | 7,585 | 7,151 | 104 | 114 | 3 | 5 | 12,247 | 12,503 | 12,246 | 12,500 |
| 9 years..... | 18,004 | 17,281 | 17,997 | 17,275 | 7 | 6 | 7,138 | 6,638 | 116 | 100 | 7 | 6 | 10,743 | 10,587 | 10,740 | 10,586 |
| 5 to 9 years.. | 97,849 | 96,414 | 97,825 | 96,393 | 24 | 21 | 37,767 | 35,601 | 590 | 571 | 24 | 21 | 59,468 | 60,221 | 59,461 | 60,208 |
| 10 years..... | 19,898 | 18,954 | 19,890 | 18,947 | 8 | 7 | 7,355 | 6,907 | 114 | 117 | 8 | 7 | 12,421 | 11,923 | 12,420 | 11,922 |
| 11 years..... | 16,081 | 15,424 | 16,021 | 15,413 | 10 | 11 | 6,689 | 6,412 | 101 | 111 | 10 | 11 | 9,231 | 8,890 | 9,230 | 8,889 |
| 12 years..... | 19,037 | 18,419 | 19,021 | 18,413 | 16 | 6 | 6,839 | 6,485 | 131 | 114 | 16 | 6 | 12,051 | 11,814 | 12,050 | 11,813 |
| 13 years..... | 16,583 | 16,134 | 16,575 | 16,125 | 8 | 9 | 6,346 | 6,138 | 120 | 105 | 8 | 9 | 10,109 | 9,882 | 10,107 | 9,882 |
| 14 years..... | 17,148 | 16,735 | 17,136 | 16,727 | 12 | 3 | 6,629 | 6,304 | 123 | 134 | 12 | 3 | 10,384 | 10,289 | 10,382 | 10,287 |
| 10 to 14 years.. | 88,697 | 85,666 | 88,643 | 85,625 | 54 | 41 | 33,858 | 32,246 | 589 | 581 | 54 | 41 | 54,196 | 52,798 | 54,189 | 52,793 |
| 15 years..... | 15,997 | 15,969 | 15,983 | 15,962 | 14 | 7 | 6,360 | 6,116 | 116 | 127 | 14 | 7 | 9,507 | 9,719 | 9,507 | 9,718 |
| 16 years..... | 16,320 | 17,219 | 16,304 | 17,211 | 16 | 8 | 6,564 | 6,577 | 106 | 125 | 16 | 7 | 9,694 | 10,510 | 9,692 | 10,510 |
| 17 years..... | 14,767 | 15,187 | 14,757 | 15,170 | 10 | 17 | 6,217 | 6,320 | 117 | 123 | 10 | 17 | 8,423 | 8,727 | 8,421 | 8,726 |
| 18 years..... | 16,513 | 17,666 | 16,498 | 17,641 | 15 | 25 | 6,484 | 6,533 | 117 | 116 | 15 | 25 | 9,927 | 10,997 | 9,927 | 10,936 |
| 19 years..... | 13,395 | 14,887 | 13,374 | 14,870 | 21 | 17 | 5,529 | 5,827 | 101 | 124 | 21 | 17 | 7,744 | 8,419 | 7,743 | 8,416 |
| 15 to 19 years.. | 76,992 | 80,428 | 76,916 | 80,354 | 76 | 74 | 31,124 | 31,428 | 557 | 615 | 76 | 73 | 45,235 | 48,312 | 45,230 | 48,305 |
| 20 years..... | 16,003 | 18,719 | 15,984 | 18,679 | 24 | 40 | 6,001 | 6,195 | 112 | 137 | 23 | 39 | 9,372 | 12,348 | 9,370 | 12,345 |
| 21 years..... | 14,437 | 12,973 | 14,407 | 12,954 | 30 | 19 | 6,036 | 5,600 | 123 | 120 | 28 | 19 | 8,245 | 7,234 | 8,245 | 7,232 |
| 22 years..... | 13,120 | 14,740 | 13,085 | 14,717 | 35 | 23 | 5,497 | 5,624 | 131 | 137 | 35 | 23 | 7,457 | 8,956 | 7,457 | 8,955 |
| 23 years..... | 11,455 | 13,078 | 11,414 | 13,048 | 41 | 30 | 5,098 | 5,076 | 113 | 127 | 40 | 30 | 6,204 | 7,845 | 6,203 | 7,845 |
| 24 years..... | 11,291 | 12,926 | 11,249 | 12,892 | 42 | 34 | 4,910 | 5,062 | 114 | 122 | 42 | 33 | 6,225 | 7,709 | 6,221 | 7,709 |
| 20 to 24 years.. | 66,311 | 72,436 | 66,139 | 72,290 | 172 | 146 | 27,542 | 27,557 | 598 | 643 | 168 | 144 | 38,003 | 44,092 | 37,996 | 44,086 |
| 25 years..... | 12,959 | 15,357 | 12,905 | 15,310 | 54 | 40 | 5,007 | 5,109 | 119 | 140 | 47 | 46 | 7,786 | 10,062 | 7,782 | 10,061 |
| 26 years..... | 9,109 | 10,101 | 9,069 | 10,071 | 40 | 37 | 4,193 | 4,268 | 110 | 119 | 38 | 29 | 4,768 | 5,685 | 4,766 | 5,684 |
| 27 years..... | 3,433 | 8,777 | 3,379 | 8,749 | 54 | 28 | 3,934 | 3,757 | 96 | 104 | 53 | 28 | 4,350 | 4,888 | 4,347 | 4,888 |
| 28 years..... | 3,825 | 9,232 | 3,754 | 9,236 | 71 | 46 | 3,973 | 3,924 | 110 | 115 | 69 | 45 | 4,673 | 5,198 | 4,669 | 5,198 |
| 29 years..... | 6,811 | 6,960 | 6,762 | 6,927 | 49 | 33 | 3,331 | 3,145 | 98 | 109 | 46 | 33 | 3,336 | 3,673 | 3,333 | 3,671 |
| 25 to 29 years.. | 46,137 | 50,477 | 45,869 | 50,293 | 268 | 184 | 20,438 | 20,203 | 533 | 587 | 253 | 181 | 24,913 | 29,506 | 24,897 | 29,502 |
| 30 years..... | 12,395 | 13,168 | 12,300 | 13,119 | 95 | 49 | 4,474 | 4,313 | 104 | 130 | 90 | 49 | 7,727 | 8,676 | 7,721 | 8,674 |
| 31 years..... | 4,973 | 4,847 | 4,917 | 4,812 | 56 | 35 | 2,742 | 2,596 | 82 | 77 | 55 | 34 | 2,094 | 2,140 | 2,093 | 2,140 |
| 32 years..... | 6,154 | 6,408 | 6,079 | 6,377 | 75 | 31 | 2,953 | 2,968 | 113 | 124 | 66 | 31 | 3,022 | 3,285 | 3,015 | 3,285 |
| 33 years..... | 5,706 | 5,979 | 5,649 | 5,942 | 57 | 37 | 2,833 | 2,830 | 95 | 88 | 56 | 37 | 2,672 | 3,024 | 2,671 | 3,023 |
| 34 years..... | 5,818 | 6,007 | 5,751 | 5,953 | 67 | 24 | 2,603 | 2,534 | 74 | 106 | 64 | 22 | 3,077 | 3,345 | 3,073 | 3,345 |
| 30 to 34 years.. | 35,046 | 36,409 | 34,696 | 36,233 | 350 | 176 | 15,655 | 15,241 | 468 | 525 | 331 | 173 | 18,592 | 20,470 | 18,573 | 20,467 |
| 35 years..... | 8,891 | 9,770 | 8,802 | 9,724 | 39 | 46 | 2,655 | 2,733 | 83 | 113 | 82 | 46 | 6,071 | 6,828 | 6,065 | 6,826 |
| 36 years..... | 4,922 | 5,235 | 4,854 | 5,202 | 63 | 33 | 2,142 | 2,222 | 76 | 84 | 66 | 32 | 2,638 | 2,897 | 2,636 | 2,897 |
| 37 years..... | 4,759 | 4,770 | 4,691 | 4,749 | 68 | 21 | 2,262 | 2,134 | 93 | 76 | 62 | 21 | 2,342 | 2,589 | 2,335 | 2,589 |
| 38 years..... | 6,596 | 6,764 | 6,322 | 6,726 | 74 | 38 | 3,225 | 3,097 | 98 | 119 | 63 | 38 | 3,205 | 3,510 | 3,200 | 3,510 |
| 39 years..... | 5,936 | 5,372 | 5,877 | 5,333 | 59 | 37 | 2,984 | 2,728 | 92 | 102 | 53 | 36 | 2,857 | 3,006 | 2,853 | 3,006 |
| 35 to 39 years.. | 31,104 | 32,411 | 30,746 | 32,236 | 358 | 175 | 13,218 | 12,964 | 442 | 494 | 331 | 173 | 17,113 | 18,780 | 17,089 | 18,778 |
| 40 years..... | 11,005 | 11,973 | 10,907 | 11,926 | 98 | 52 | 3,793 | 3,673 | 110 | 105 | 91 | 51 | 7,011 | 8,149 | 7,010 | 8,148 |
| 41 years..... | 4,020 | 3,657 | 3,966 | 3,637 | 54 | 20 | 2,330 | 2,197 | 74 | 77 | 50 | 20 | 1,566 | 1,363 | 1,562 | 1,362 |
| 42 years..... | 4,834 | 4,629 | 4,772 | 4,596 | 62 | 33 | 2,540 | 2,413 | 109 | 73 | 58 | 33 | 2,127 | 2,110 | 2,125 | 2,110 |
| 43 years..... | 4,129 | 3,832 | 4,078 | 3,807 | 51 | 25 | 2,420 | 2,217 | 70 | 72 | 50 | 23 | 1,589 | 1,518 | 1,588 | 1,517 |
| 44 years..... | 4,273 | 4,125 | 4,216 | 4,085 | 57 | 40 | 2,379 | 2,281 | 63 | 61 | 55 | 37 | 1,776 | 1,746 | 1,773 | 1,746 |
| 40 to 44 years.. | 28,261 | 28,221 | 27,939 | 28,051 | 322 | 170 | 13,462 | 12,781 | 426 | 388 | 304 | 166 | 14,069 | 14,886 | 14,058 | 14,883 |
| 45 years..... | 6,804 | 7,745 | 6,729 | 7,693 | 75 | 52 | 2,742 | 2,784 | 61 | 83 | 74 | 50 | 3,927 | 4,828 | 3,927 | 4,827 |
| 46 years..... | 3,627 | 3,542 | 3,586 | 3,507 | 41 | 35 | 2,032 | 1,978 | 49 | 52 | 33 | 33 | 1,448 | 1,479 | 1,445 | 1,479 |
| 47 years..... | 3,726 | 3,533 | 3,674 | 3,510 | 52 | 23 | 2,143 | 1,893 | 53 | 59 | 51 | 23 | 1,479 | 1,561 | 1,478 | 1,561 |
| 48 years..... | 4,162 | 4,395 | 4,102 | 4,355 | 60 | 40 | 2,129 | 2,052 | 64 | 54 | 56 | 40 | 1,913 | 2,249 | 1,912 | 2,249 |
| 49 years..... | 4,216 | 3,927 | 4,171 | 3,927 | 45 | 32 | 2,038 | 1,904 | 57 | 41 | 45 | 29 | 2,026 | 1,935 | 2,026 | 1,935 |
| 45 to 49 years.. | 22,635 | 23,174 | 22,262 | 22,992 | 273 | 182 | 11,194 | 10,608 | 284 | 289 | 264 | 175 | 10,79 | | | |

GENERAL NATIVITY, AND COLOR, BY STATES AND TERRITORIES: 1900—Continued.

SOUTH CAROLINA.

| AGES. | AGGREGATE. | | NATIVE BORN. | | FOREIGN BORN. | | NATIVE WHITE— NATIVE PARENTS. | | NATIVE WHITE— FOREIGN PARENTS. | | FOREIGN WHITE. | | TOTAL COLORED. ¹ | | NEGRO. ² | |
|---------------------|------------|---------------|--------------|---------------|---------------|---------------|----------------------------------|---------------|-----------------------------------|---------------|-------------------|---------------|--------------------------------|---------------|---------------------|---------------|
| | Males. | Fe- males. | Males. | Fe- males. | Males. | Fe- males. | Males. | Fe- males. | Males. | Fe- males. | Males. | Fe- males. | Males. | Fe- males. | Males. | Fe- males. |
| 50 years..... | 8,408 | 9,120 | 8,309 | 9,049 | 99 | 71 | 2,915 | 2,781 | 57 | 70 | 95 | 69 | 5,341 | 6,200 | 5,341 | 6,199 |
| 51 years..... | 3,337 | 2,708 | 3,279 | 2,677 | 58 | 31 | 1,908 | 1,609 | 42 | 40 | 55 | 31 | 1,332 | 1,028 | 1,331 | 1,028 |
| 52 years..... | 4,023 | 3,156 | 3,961 | 3,130 | 62 | 26 | 2,081 | 1,766 | 42 | 44 | 61 | 26 | 1,839 | 1,320 | 1,838 | 1,320 |
| 53 years..... | 3,188 | 2,625 | 3,129 | 2,593 | 54 | 32 | 1,735 | 1,607 | 38 | 39 | 53 | 31 | 1,354 | 948 | 1,353 | 948 |
| 54 years..... | 3,153 | 3,005 | 3,030 | 2,962 | 73 | 43 | 1,594 | 1,741 | 37 | 34 | 70 | 42 | 1,462 | 1,188 | 1,462 | 1,187 |
| 50 to 54 years.. | 22,104 | 20,614 | 21,758 | 20,411 | 346 | 203 | 10,236 | 9,504 | 216 | 227 | 334 | 199 | 11,318 | 10,684 | 11,315 | 10,682 |
| 55 years..... | 4,520 | 4,684 | 4,440 | 4,619 | 80 | 65 | 1,633 | 1,901 | 39 | 51 | 78 | 64 | 2,765 | 2,668 | 2,765 | 2,668 |
| 56 years..... | 2,650 | 2,496 | 2,593 | 2,466 | 57 | 30 | 1,245 | 1,402 | 28 | 23 | 57 | 30 | 1,320 | 1,041 | 1,319 | 1,041 |
| 57 years..... | 1,957 | 2,034 | 1,923 | 1,997 | 34 | 37 | 983 | 1,251 | 36 | 26 | 32 | 37 | 906 | 720 | 906 | 720 |
| 58 years..... | 2,152 | 2,315 | 2,103 | 2,280 | 49 | 35 | 1,063 | 1,224 | 22 | 25 | 46 | 35 | 1,021 | 1,031 | 1,020 | 1,031 |
| 59 years..... | 2,296 | 3,023 | 2,242 | 2,276 | 54 | 47 | 926 | 1,189 | 22 | 26 | 53 | 47 | 1,295 | 1,111 | 1,294 | 1,111 |
| 55 to 59 years.. | 13,575 | 13,852 | 13,301 | 13,638 | 274 | 214 | 5,855 | 6,917 | 147 | 151 | 266 | 213 | 7,307 | 6,671 | 7,304 | 6,571 |
| 60 years..... | 6,388 | 6,359 | 6,300 | 6,284 | 88 | 75 | 1,428 | 2,066 | 28 | 35 | 86 | 72 | 4,846 | 4,186 | 4,846 | 4,186 |
| 61 years..... | 1,649 | 1,394 | 1,615 | 1,369 | 34 | 25 | 802 | 955 | 22 | 24 | 34 | 25 | 791 | 390 | 791 | 390 |
| 62 years..... | 2,086 | 1,666 | 2,032 | 1,629 | 54 | 37 | 932 | 1,026 | 20 | 18 | 53 | 37 | 1,081 | 585 | 1,081 | 585 |
| 63 years..... | 1,993 | 1,593 | 1,961 | 1,552 | 32 | 41 | 963 | 1,068 | 17 | 22 | 32 | 41 | 981 | 462 | 981 | 462 |
| 64 years..... | 1,800 | 1,697 | 1,749 | 1,571 | 51 | 26 | 781 | 972 | 17 | 19 | 50 | 26 | 952 | 580 | 952 | 579 |
| 60 to 64 years.. | 13,916 | 12,609 | 13,657 | 12,405 | 259 | 204 | 4,906 | 6,087 | 104 | 118 | 255 | 201 | 8,651 | 6,203 | 8,651 | 6,201 |
| 65 years..... | 3,395 | 3,305 | 3,317 | 3,236 | 78 | 69 | 888 | 1,145 | 16 | 21 | 76 | 69 | 2,415 | 2,070 | 2,415 | 2,068 |
| 66 years..... | 1,360 | 1,233 | 1,333 | 1,213 | 27 | 25 | 681 | 820 | 11 | 20 | 27 | 25 | 641 | 373 | 641 | 373 |
| 67 years..... | 1,260 | 1,155 | 1,214 | 1,124 | 46 | 31 | 606 | 753 | 14 | 13 | 46 | 31 | 594 | 358 | 594 | 358 |
| 68 years..... | 1,323 | 1,279 | 1,280 | 1,245 | 43 | 34 | 599 | 701 | 14 | 12 | 43 | 34 | 667 | 332 | 667 | 331 |
| 69 years..... | 1,300 | 1,175 | 1,266 | 1,151 | 34 | 24 | 509 | 607 | 14 | 17 | 34 | 24 | 743 | 527 | 743 | 526 |
| 65 to 69 years.. | 8,638 | 8,152 | 8,410 | 7,969 | 228 | 183 | 3,233 | 4,026 | 69 | 83 | 226 | 183 | 5,060 | 3,860 | 5,058 | 3,856 |
| 70 years..... | 2,672 | 3,029 | 2,613 | 2,969 | 59 | 60 | 606 | 900 | 10 | 18 | 57 | 60 | 1,999 | 2,051 | 1,999 | 2,051 |
| 71 years..... | 651 | 611 | 634 | 593 | 17 | 18 | 392 | 402 | 3 | 13 | 17 | 18 | 239 | 178 | 239 | 178 |
| 72 years..... | 792 | 942 | 769 | 915 | 23 | 27 | 367 | 558 | 17 | 16 | 23 | 27 | 385 | 341 | 385 | 341 |
| 73 years..... | 583 | 696 | 561 | 673 | 22 | 18 | 307 | 463 | 8 | 15 | 22 | 18 | 246 | 200 | 246 | 200 |
| 74 years..... | 680 | 671 | 659 | 654 | 21 | 17 | 346 | 402 | 11 | 10 | 21 | 17 | 302 | 242 | 302 | 242 |
| 70 to 74 years.. | 5,378 | 5,949 | 5,236 | 5,809 | 142 | 140 | 2,018 | 2,725 | 49 | 72 | 140 | 140 | 3,171 | 3,012 | 3,171 | 3,012 |
| 75 years..... | 1,109 | 1,399 | 1,086 | 1,380 | 23 | 19 | 313 | 467 | 14 | 20 | 21 | 19 | 761 | 893 | 761 | 893 |
| 76 years..... | 480 | 535 | 467 | 519 | 13 | 16 | 242 | 315 | 9 | 11 | 13 | 16 | 216 | 193 | 216 | 193 |
| 77 years..... | 386 | 394 | 380 | 382 | 16 | 12 | 225 | 282 | 7 | 8 | 16 | 12 | 148 | 112 | 148 | 112 |
| 78 years..... | 475 | 464 | 465 | 451 | 10 | 13 | 193 | 260 | 5 | 11 | 10 | 13 | 267 | 180 | 267 | 180 |
| 79 years..... | 439 | 374 | 430 | 364 | 9 | 10 | 175 | 171 | 8 | 11 | 9 | 10 | 247 | 182 | 247 | 182 |
| 75 to 79 years.. | 2,899 | 3,166 | 2,828 | 3,096 | 71 | 70 | 1,143 | 1,475 | 43 | 61 | 69 | 70 | 1,639 | 1,560 | 1,639 | 1,560 |
| 80 years..... | 858 | 1,039 | 840 | 1,023 | 18 | 16 | 205 | 229 | 3 | 2 | 17 | 16 | 633 | 792 | 633 | 792 |
| 81 years..... | 173 | 195 | 171 | 190 | 7 | 5 | 99 | 119 | 4 | 3 | 7 | 5 | 68 | 68 | 68 | 67 |
| 82 years..... | 214 | 212 | 209 | 202 | 5 | 10 | 99 | 122 | 2 | 4 | 5 | 10 | 103 | 76 | 103 | 76 |
| 83 years..... | 134 | 146 | 129 | 144 | 5 | 2 | 73 | 74 | 2 | 2 | 5 | 2 | 54 | 68 | 54 | 68 |
| 84 years..... | 160 | 150 | 160 | 147 | | 3 | 78 | 78 | 4 | 4 | | 3 | 78 | 65 | 78 | 65 |
| 80 to 84 years.. | 1,544 | 1,742 | 1,509 | 1,706 | 35 | 36 | 554 | 622 | 15 | 15 | 34 | 36 | 941 | 1,069 | 941 | 1,068 |
| 85 years..... | 242 | 292 | 231 | 285 | 11 | 7 | 53 | 80 | 1 | 4 | 11 | 7 | 177 | 201 | 176 | 201 |
| 86 years..... | 91 | 127 | 90 | 124 | 1 | 3 | 32 | 74 | 2 | 1 | 1 | 3 | 56 | 49 | 56 | 49 |
| 87 years..... | 92 | 92 | 91 | 91 | 1 | 1 | 44 | 49 | 3 | 3 | | | 45 | 39 | 45 | 39 |
| 88 years..... | 81 | 82 | 78 | 80 | 3 | 2 | 34 | 44 | 2 | | 3 | 2 | 42 | 36 | 42 | 36 |
| 89 years..... | 65 | 82 | 64 | 80 | 1 | 2 | 18 | 32 | 1 | 1 | 1 | 2 | 45 | 47 | 45 | 47 |
| 85 to 89 years.. | 571 | 675 | 554 | 660 | 17 | 15 | 181 | 279 | 9 | 9 | 16 | 15 | 365 | 372 | 364 | 372 |
| 90 years..... | 128 | 212 | 125 | 211 | 3 | 1 | 11 | 29 | 2 | 1 | 3 | 1 | 112 | 181 | 112 | 181 |
| 91 years..... | 25 | 33 | 23 | 33 | 2 | | 7 | 13 | | | | | 17 | 19 | 17 | 19 |
| 92 years..... | 22 | 27 | 22 | 27 | | | 7 | 7 | | | | | 15 | 19 | 15 | 19 |
| 93 years..... | 10 | 21 | 9 | 21 | 1 | | 3 | 6 | | | | | 6 | 14 | 6 | 14 |
| 94 years..... | 20 | 20 | 20 | 20 | | | 6 | 7 | | | | | 14 | 13 | 14 | 13 |
| 90 to 94 years.. | 205 | 313 | 199 | 312 | 6 | 1 | 33 | 62 | 2 | 4 | 6 | 1 | 164 | 246 | 164 | 246 |
| 95 years..... | 32 | 44 | 32 | 43 | | 1 | 4 | 9 | | | | 1 | 28 | 34 | 28 | 34 |
| 96 years..... | 17 | 17 | 17 | 16 | | 1 | 5 | 6 | | 1 | | 1 | 11 | 9 | 11 | 9 |
| 97 years..... | 15 | 12 | 15 | 12 | | | 3 | 4 | | | | | 12 | 8 | 12 | 8 |
| 98 years..... | 8 | 24 | 8 | 24 | | | 3 | 6 | | | | | 5 | 18 | 5 | 18 |
| 99 years..... | 10 | 15 | 10 | 14 | | 1 | 3 | | | | | | 7 | 15 | 7 | 15 |
| 95 to 99 years.. | 82 | 112 | 82 | 109 | | 3 | 18 | 25 | 1 | 1 | | 2 | 63 | 84 | 63 | 84 |
| 100 years and over. | 71 | 126 | 70 | 125 | 1 | 1 | 8 | 7 | | | 1 | 1 | 62 | 118 | 62 | 118 |
| Age unknown... | 956 | 848 | 950 | 847 | 6 | 1 | 349 | 275 | 5 | 8 | 4 | 1 | 598 | 564 | 597 | 564 |

¹ Persons of negro descent, Chinese, Japanese, and Indians.

² Includes all persons of negro descent.

STATISTICS OF POPULATION.

TABLE 2.—AGES OF THE AGGREGATE POPULATION, CLASSIFIED BY SEX,
SOUTH DAKOTA.

| AGES. | AGGREGATE. | | NATIVE BORN. | | FOREIGN BORN. | | NATIVE WHITE— NATIVE PARENTS. | | NATIVE WHITE— FOREIGN PARENTS. | | FOREIGN WHITE. | | TOTAL COLORED. ¹ | | NEGRO. ² | |
|---------------------|------------|---------------|--------------|---------------|---------------|---------------|----------------------------------|---------------|-----------------------------------|---------------|-------------------|---------------|--------------------------------|---------------|---------------------|---------------|
| | Males. | Fe- males. | Males. | Fe- males. | Males. | Fe- males. | Males. | Fe- males. | Males. | Fe- males. | Males. | Fe- males. | Males. | Fe- males. | Males. | Fe- males. |
| All ages | 216,164 | 185,406 | 165,038 | 148,024 | 51,126 | 37,382 | 73,424 | 62,767 | 81,547 | 74,647 | 50,967 | 37,362 | 10,226 | 10,630 | 272 | 193 |
| Under 1 month..... | 462 | 452 | 460 | 452 | 2 | | 200 | 184 | 228 | 240 | 2 | | 32 | 28 | | 1 |
| 1 to 2 months..... | 1,117 | 1,076 | 1,114 | 1,074 | 3 | 2 | 452 | 396 | 580 | 612 | 3 | 2 | 82 | 66 | 3 | 1 |
| 3 to 5 months..... | 1,459 | 1,479 | 1,457 | 1,474 | 2 | 5 | 575 | 587 | 791 | 773 | 2 | 5 | 91 | 114 | | |
| 6 to 8 months..... | 1,471 | 1,439 | 1,466 | 1,431 | 5 | 8 | 619 | 541 | 778 | 783 | 5 | 8 | 69 | 102 | | |
| 9 to 11 months..... | 1,509 | 1,429 | 1,506 | 1,425 | 3 | 4 | 615 | 570 | 807 | 770 | 3 | 4 | 84 | 85 | | |
| Under 1 year..... | 6,018 | 5,375 | 6,003 | 5,356 | 15 | 19 | 2,461 | 2,278 | 3,184 | 3,133 | 15 | 19 | 358 | 395 | 3 | 2 |
| 1 year..... | 5,486 | 5,317 | 5,443 | 5,281 | 43 | 36 | 2,199 | 2,112 | 2,950 | 2,890 | 43 | 36 | 294 | 279 | 5 | 4 |
| 2 years..... | 5,550 | 5,246 | 5,489 | 5,196 | 61 | 50 | 2,142 | 2,036 | 3,039 | 2,912 | 61 | 50 | 308 | 248 | 5 | 1 |
| 3 years..... | 5,496 | 5,442 | 5,441 | 5,395 | 55 | 47 | 2,172 | 2,129 | 2,985 | 2,971 | 55 | 47 | 278 | 295 | 1 | 8 |
| 4 years..... | 5,522 | 5,265 | 5,453 | 5,213 | 69 | 52 | 2,115 | 1,964 | 3,068 | 2,969 | 69 | 52 | 270 | 280 | 4 | 4 |
| 1 to 4 years..... | 22,054 | 21,270 | 21,826 | 21,085 | 228 | 185 | 8,634 | 8,241 | 12,042 | 11,742 | 228 | 185 | 1,150 | 1,102 | 15 | 17 |
| 5 years..... | 5,307 | 5,223 | 5,241 | 5,162 | 66 | 61 | 2,008 | 1,960 | 2,953 | 2,938 | 66 | 61 | 280 | 264 | 5 | 3 |
| 6 years..... | 5,464 | 5,356 | 5,399 | 5,299 | 65 | 57 | 2,054 | 1,991 | 3,103 | 3,024 | 65 | 57 | 242 | 234 | 2 | 6 |
| 7 years..... | 5,261 | 5,223 | 5,146 | 5,103 | 116 | 120 | 1,913 | 1,863 | 2,979 | 2,893 | 116 | 120 | 249 | 247 | 2 | 2 |
| 8 years..... | 5,286 | 5,018 | 5,124 | 4,864 | 162 | 154 | 1,914 | 1,821 | 2,970 | 2,810 | 162 | 154 | 240 | 233 | 5 | 4 |
| 9 years..... | 5,028 | 4,833 | 4,860 | 4,739 | 168 | 144 | 1,791 | 1,787 | 2,819 | 2,634 | 168 | 144 | 250 | 268 | 7 | 5 |
| 5 to 9 years..... | 26,346 | 25,703 | 25,770 | 25,167 | 576 | 536 | 9,685 | 9,522 | 14,324 | 14,349 | 576 | 536 | 1,261 | 1,296 | 24 | 20 |
| 10 years..... | 5,307 | 5,029 | 5,088 | 4,833 | 219 | 196 | 1,923 | 1,907 | 2,923 | 2,688 | 219 | 196 | 237 | 238 | 1 | 2 |
| 11 years..... | 4,833 | 4,632 | 4,615 | 4,390 | 268 | 242 | 1,740 | 1,621 | 2,590 | 2,675 | 268 | 242 | 200 | 179 | 4 | 4 |
| 12 years..... | 4,846 | 4,599 | 4,562 | 4,336 | 234 | 263 | 1,753 | 1,661 | 2,642 | 2,492 | 234 | 263 | 167 | 133 | 4 | 3 |
| 13 years..... | 4,734 | 4,347 | 4,440 | 4,076 | 294 | 271 | 1,705 | 1,494 | 2,527 | 2,416 | 294 | 271 | 208 | 166 | 5 | 9 |
| 14 years..... | 4,626 | 4,296 | 4,287 | 3,932 | 339 | 314 | 1,636 | 1,523 | 2,462 | 2,284 | 339 | 314 | 189 | 175 | 1 | 7 |
| 10 to 14 years..... | 24,396 | 22,903 | 22,992 | 21,617 | 1,404 | 1,286 | 8,757 | 8,206 | 13,234 | 12,470 | 1,404 | 1,286 | 1,001 | 941 | 15 | 25 |
| 15 years..... | 4,395 | 4,220 | 3,937 | 3,835 | 398 | 385 | 1,536 | 1,421 | 2,220 | 2,229 | 398 | 385 | 181 | 185 | 4 | 4 |
| 16 years..... | 4,289 | 4,069 | 3,848 | 3,694 | 441 | 375 | 1,495 | 1,368 | 2,185 | 2,154 | 441 | 375 | 168 | 172 | 5 | 2 |
| 17 years..... | 4,117 | 3,928 | 3,628 | 3,441 | 489 | 487 | 1,425 | 1,314 | 2,027 | 1,984 | 489 | 487 | 176 | 143 | 6 | 3 |
| 18 years..... | 4,021 | 3,804 | 3,441 | 3,307 | 580 | 497 | 1,361 | 1,224 | 1,867 | 1,769 | 578 | 497 | 215 | 214 | 3 | 2 |
| 19 years..... | 3,956 | 3,622 | 3,306 | 3,073 | 650 | 549 | 1,389 | 1,307 | 1,715 | 1,674 | 649 | 548 | 203 | 193 | 8 | 5 |
| 15 to 19 years..... | 20,718 | 19,643 | 18,160 | 17,350 | 2,558 | 2,293 | 7,206 | 6,634 | 10,014 | 9,810 | 2,555 | 2,292 | 943 | 907 | 26 | 16 |
| 20 years..... | 3,951 | 3,505 | 3,208 | 2,891 | 743 | 614 | 1,300 | 1,182 | 1,723 | 1,599 | 743 | 614 | 185 | 170 | 5 | 3 |
| 21 years..... | 4,007 | 3,262 | 3,155 | 2,613 | 852 | 649 | 1,379 | 1,024 | 1,609 | 1,423 | 850 | 649 | 169 | 166 | 3 | 4 |
| 22 years..... | 3,912 | 3,299 | 3,081 | 2,611 | 831 | 688 | 1,324 | 1,046 | 1,584 | 1,377 | 828 | 688 | 176 | 138 | 5 | 3 |
| 23 years..... | 3,921 | 3,133 | 3,033 | 2,437 | 888 | 696 | 1,292 | 1,036 | 1,541 | 1,241 | 887 | 696 | 201 | 160 | 10 | 3 |
| 24 years..... | 3,764 | 3,226 | 2,850 | 2,542 | 914 | 684 | 1,249 | 1,028 | 1,433 | 1,355 | 914 | 684 | 168 | 159 | 5 | 6 |
| 20 to 24 years..... | 19,555 | 16,425 | 15,327 | 13,094 | 4,228 | 3,331 | 6,544 | 5,816 | 7,890 | 6,935 | 4,222 | 3,331 | 999 | 843 | 28 | 19 |
| 25 years..... | 3,634 | 2,995 | 2,653 | 2,297 | 981 | 698 | 1,157 | 920 | 1,336 | 1,210 | 978 | 698 | 163 | 167 | 11 | 5 |
| 26 years..... | 2,446 | 2,880 | 2,421 | 2,171 | 1,025 | 709 | 1,025 | 923 | 1,216 | 1,076 | 1,024 | 709 | 177 | 172 | 3 | 3 |
| 27 years..... | 3,416 | 2,714 | 2,333 | 1,951 | 1,083 | 763 | 1,026 | 873 | 1,173 | 946 | 1,082 | 761 | 130 | 134 | 12 | 4 |
| 28 years..... | 3,366 | 2,713 | 2,326 | 1,960 | 1,040 | 753 | 1,047 | 845 | 1,131 | 956 | 1,039 | 753 | 149 | 159 | 7 | 4 |
| 29 years..... | 3,187 | 2,413 | 2,085 | 1,687 | 1,102 | 726 | 961 | 724 | 992 | 839 | 1,101 | 725 | 133 | 125 | 3 | 3 |
| 25 to 29 years..... | 17,049 | 13,715 | 11,818 | 10,066 | 5,231 | 3,649 | 5,220 | 4,285 | 5,853 | 5,027 | 5,224 | 3,646 | 752 | 757 | 36 | 19 |
| 30 years..... | 3,525 | 2,757 | 2,263 | 1,908 | 1,262 | 849 | 1,071 | 897 | 1,034 | 877 | 1,261 | 847 | 159 | 136 | 7 | 1 |
| 31 years..... | 2,817 | 2,211 | 1,746 | 1,475 | 1,071 | 736 | 859 | 735 | 797 | 634 | 1,067 | 736 | 94 | 106 | 5 | |
| 32 years..... | 3,042 | 2,416 | 1,810 | 1,541 | 1,232 | 899 | 1,071 | 789 | 875 | 705 | 1,226 | 873 | 128 | 121 | 1 | 2 |
| 33 years..... | 2,898 | 2,342 | 1,715 | 1,433 | 1,183 | 909 | 854 | 705 | 760 | 629 | 1,176 | 909 | 108 | 99 | 1 | 1 |
| 34 years..... | 2,791 | 2,204 | 1,570 | 1,333 | 1,221 | 871 | 802 | 635 | 662 | 582 | 1,214 | 871 | 113 | 116 | 4 | 3 |
| 30 to 34 years..... | 15,073 | 11,930 | 9,104 | 7,690 | 5,969 | 4,240 | 4,485 | 3,689 | 4,042 | 3,427 | 5,944 | 4,236 | 602 | 578 | 18 | 7 |
| 35 years..... | 2,824 | 2,194 | 1,560 | 1,346 | 1,264 | 848 | 775 | 620 | 675 | 593 | 1,260 | 847 | 114 | 134 | 5 | 5 |
| 36 years..... | 2,803 | 2,126 | 1,540 | 1,223 | 1,263 | 898 | 778 | 589 | 649 | 543 | 1,259 | 897 | 117 | 97 | 6 | 3 |
| 37 years..... | 2,759 | 2,201 | 1,598 | 1,308 | 1,161 | 893 | 829 | 588 | 666 | 618 | 1,153 | 892 | 111 | 103 | 1 | |
| 38 years..... | 2,949 | 2,237 | 1,762 | 1,335 | 1,187 | 862 | 943 | 703 | 707 | 555 | 1,179 | 851 | 120 | 128 | 4 | 3 |
| 39 years..... | 2,938 | 2,260 | 1,680 | 1,335 | 1,258 | 875 | 855 | 709 | 729 | 572 | 1,248 | 875 | 106 | 104 | 3 | 5 |
| 35 to 39 years..... | 14,273 | 11,013 | 8,140 | 6,652 | 6,133 | 4,366 | 4,180 | 3,209 | 3,426 | 2,831 | 6,039 | 4,362 | 568 | 566 | 19 | 16 |
| 40 years..... | 3,265 | 2,286 | 1,905 | 1,410 | 1,360 | 876 | 1,005 | 663 | 768 | 596 | 1,352 | 873 | 140 | 154 | 9 | 10 |
| 41 years..... | 2,594 | 1,829 | 1,553 | 1,129 | 1,041 | 700 | 808 | 548 | 650 | 473 | 1,034 | 700 | 104 | 108 | 4 | 2 |
| 42 years..... | 2,827 | 1,957 | 1,639 | 1,170 | 1,188 | 737 | 834 | 584 | 697 | 453 | 1,182 | 786 | 114 | 134 | 6 | 2 |
| 43 years..... | 2,467 | 1,813 | 1,457 | 1,071 | 1,010 | 747 | 759 | 539 | 586 | 437 | 1,007 | 746 | 115 | 96 | 2 | 1 |
| 44 years..... | 2,425 | 1,699 | 1,359 | 970 | 1,066 | 729 | 729 | 517 | 533 | 350 | 1,064 | 729 | 99 | 103 | 4 | 1 |
| 40 to 44 years..... | 13,573 | 9,589 | 7,913 | 5,750 | 5,665 | 3,839 | 4,133 | 2,851 | 3,234 | 2,309 | 5,639 | 3,834 | 572 | 595 | 25 | 16 |
| 45 years..... | 2,511 | 1,697 | 1,399 | 985 | 1,112 | 712 | 786 | 517 | 487 | 325 | 1,101 | 712 | 137 | 143 | 8 | 6 |
| 46 years..... | 2,109 | 1,572 | 1,116 | 861 | 993 | 711 | 637 | 492 | 368 | 243 | 988 | 711 | 116 | 126 | 4 | 1 |
| 47 years..... | 1,992 | 1,405 | 1,074 | 768 | 918 | 637 | 663 | 430 | 327 | 234 | 915 | 637 | 87 | 104 | 1 | 3 |
| 48 years..... | 1,964 | 1,495 | 1,060 | 819 | 904 | 676 | 629 | 453 | 326 | 241 | 901 | 675 | 108 | 126 | 1 | 2 |
| 49 years..... | 1,871 | 1,285 | 978 | 685 | 893 | 600 | 617 | 392 | 254 | 194 | 837 | 600 | 113 | 99 | 3 | 5 |
| 45 to 49 years..... | 10,447 | 7,454 | 5,627 | 4,113 | 4,320 | 3,336 | 3,332 | 2,284 | 1,762 | 1,237 | 4,792 | 3,335 | 561 | 598 | 17 | 17 |

¹ Persons of negro descent, Chinese, Japanese, and Indians.² Includes all persons of negro descent.

GENERAL NATIVITY, AND COLOR, BY STATES AND TERRITORIES: 1900—Continued.

SOUTH DAKOTA.

| AGES. | AGGREGATE. | | NATIVE BORN. | | FOREIGN BORN. | | NATIVE WHITE— NATIVE PARENTS. | | NATIVE WHITE— FOREIGN PARENTS. | | FOREIGN WHITE. | | TOTAL COLORED. ¹ | | NEGRO. ² | |
|---------------------|------------|---------------|--------------|---------------|---------------|---------------|----------------------------------|---------------|-----------------------------------|---------------|-------------------|---------------|--------------------------------|---------------|---------------------|---------------|
| | Males. | Fe- males. | Males. | Fe- males. | Males. | Fe- males. | Males. | Fe- males. | Males. | Fe- males. | Males. | Fe- males. | Males. | Fe- males. | Males. | Fe- males. |
| 50 years..... | 2,156 | 1,495 | 1,043 | 767 | 1,113 | 728 | 667 | 480 | 249 | 164 | 1,110 | 728 | 130 | 123 | 7 | 1 |
| 51 years..... | 1,573 | 1,135 | 740 | 581 | 833 | 554 | 472 | 401 | 172 | 105 | 836 | 554 | 98 | 75 | 3 | 1 |
| 52 years..... | 1,699 | 1,136 | 805 | 591 | 894 | 595 | 524 | 394 | 182 | 95 | 890 | 594 | 103 | 103 | 7 | 1 |
| 53 years..... | 1,471 | 1,118 | 679 | 571 | 732 | 547 | 459 | 357 | 141 | 107 | 791 | 547 | 80 | 107 | 1 | 1 |
| 54 years..... | 1,392 | 970 | 615 | 459 | 777 | 511 | 437 | 297 | 134 | 90 | 773 | 510 | 68 | 73 | 3 | 2 |
| 50 to 54 years.. | 8,296 | 5,904 | 3,882 | 2,969 | 4,414 | 2,935 | 2,539 | 1,929 | 873 | 561 | 4,400 | 2,933 | 479 | 481 | 21 | 4 |
| 55 years..... | 1,546 | 1,088 | 723 | 492 | 823 | 596 | 510 | 326 | 123 | 74 | 518 | 596 | 90 | 92 | 3 | 6 |
| 56 years..... | 1,322 | 973 | 572 | 456 | 750 | 517 | 400 | 295 | 102 | 76 | 748 | 517 | 72 | 84 | 3 | 3 |
| 57 years..... | 1,236 | 939 | 575 | 464 | 651 | 475 | 396 | 305 | 102 | 71 | 658 | 475 | 80 | 88 | 3 | 3 |
| 58 years..... | 1,072 | 832 | 477 | 410 | 595 | 422 | 335 | 271 | 87 | 42 | 595 | 422 | 55 | 97 | 1 | 1 |
| 59 years..... | 1,039 | 795 | 476 | 400 | 563 | 395 | 367 | 281 | 73 | 54 | 662 | 395 | 37 | 65 | 1 | 1 |
| 55 to 59 years.. | 6,215 | 4,627 | 2,823 | 2,222 | 3,392 | 2,405 | 2,008 | 1,479 | 492 | 317 | 3,381 | 2,405 | 334 | 426 | 10 | 7 |
| 60 years..... | 1,087 | 857 | 489 | 388 | 593 | 469 | 352 | 235 | 78 | 53 | 597 | 469 | 60 | 100 | 3 | 1 |
| 61 years..... | 824 | 613 | 395 | 297 | 429 | 316 | 311 | 210 | 48 | 28 | 428 | 316 | 37 | 59 | 1 | 1 |
| 62 years..... | 897 | 669 | 401 | 316 | 496 | 353 | 275 | 216 | 57 | 36 | 495 | 353 | 70 | 64 | 1 | 1 |
| 63 years..... | 892 | 666 | 429 | 342 | 463 | 324 | 313 | 212 | 46 | 43 | 463 | 324 | 70 | 37 | 5 | 1 |
| 64 years..... | 809 | 609 | 374 | 299 | 435 | 310 | 270 | 204 | 49 | 25 | 435 | 310 | 55 | 70 | 1 | 1 |
| 60 to 64 years.. | 4,509 | 3,414 | 2,088 | 1,642 | 2,421 | 1,772 | 1,521 | 1,077 | 278 | 185 | 2,418 | 1,772 | 292 | 380 | 9 | 3 |
| 65 years..... | 764 | 586 | 307 | 259 | 457 | 327 | 226 | 171 | 44 | 23 | 456 | 327 | 38 | 65 | 1 | 1 |
| 66 years..... | 717 | 571 | 330 | 261 | 387 | 310 | 240 | 181 | 37 | 23 | 387 | 310 | 53 | 57 | 1 | 1 |
| 67 years..... | 711 | 511 | 338 | 237 | 373 | 274 | 240 | 147 | 45 | 15 | 373 | 274 | 53 | 75 | 1 | 1 |
| 68 years..... | 592 | 470 | 269 | 223 | 323 | 247 | 207 | 143 | 24 | 15 | 323 | 247 | 38 | 65 | 1 | 1 |
| 69 years..... | 507 | 378 | 287 | 172 | 270 | 206 | 187 | 114 | 22 | 16 | 270 | 206 | 28 | 42 | 1 | 1 |
| 65 to 69 years.. | 3,291 | 2,516 | 1,481 | 1,152 | 1,810 | 1,364 | 1,100 | 766 | 172 | 92 | 1,809 | 1,364 | 210 | 304 | 2 | 1 |
| 70 years..... | 524 | 430 | 213 | 207 | 311 | 223 | 155 | 127 | 24 | 16 | 311 | 223 | 34 | 64 | 1 | 1 |
| 71 years..... | 405 | 322 | 180 | 141 | 225 | 181 | 142 | 99 | 22 | 7 | 225 | 181 | 16 | 35 | 1 | 1 |
| 72 years..... | 415 | 324 | 192 | 133 | 223 | 191 | 161 | 89 | 16 | 8 | 223 | 191 | 25 | 36 | 1 | 1 |
| 73 years..... | 362 | 291 | 150 | 143 | 212 | 148 | 117 | 83 | 11 | 13 | 212 | 148 | 22 | 42 | 1 | 1 |
| 74 years..... | 319 | 239 | 124 | 109 | 195 | 130 | 87 | 68 | 16 | 10 | 195 | 130 | 21 | 31 | 2 | 1 |
| 70 to 74 years.. | 2,025 | 1,606 | 859 | 733 | 1,166 | 873 | 632 | 471 | 89 | 54 | 1,166 | 873 | 118 | 208 | 2 | 2 |
| 75 years..... | 294 | 248 | 126 | 118 | 168 | 130 | 89 | 67 | 12 | 5 | 168 | 130 | 25 | 46 | 1 | 1 |
| 76 years..... | 257 | 187 | 108 | 68 | 149 | 119 | 84 | 44 | 11 | 7 | 148 | 119 | 14 | 17 | 1 | 1 |
| 77 years..... | 218 | 207 | 108 | 102 | 110 | 105 | 72 | 68 | 15 | 8 | 110 | 105 | 21 | 26 | 1 | 1 |
| 78 years..... | 183 | 175 | 68 | 74 | 115 | 101 | 46 | 40 | 8 | 3 | 115 | 101 | 14 | 31 | 1 | 1 |
| 79 years..... | 170 | 132 | 73 | 53 | 97 | 79 | 63 | 34 | 5 | 5 | 97 | 79 | 10 | 14 | 1 | 1 |
| 75 to 79 years.. | 1,122 | 949 | 483 | 415 | 639 | 534 | 354 | 253 | 46 | 28 | 638 | 534 | 84 | 134 | 2 | 2 |
| 80 years..... | 161 | 143 | 69 | 60 | 92 | 83 | 54 | 31 | 5 | 5 | 92 | 83 | 10 | 24 | 1 | 1 |
| 81 years..... | 101 | 92 | 47 | 50 | 54 | 42 | 40 | 36 | 3 | 3 | 54 | 42 | 4 | 11 | 1 | 1 |
| 82 years..... | 88 | 85 | 34 | 30 | 54 | 55 | 28 | 19 | 3 | 2 | 54 | 55 | 3 | 9 | 1 | 1 |
| 83 years..... | 67 | 33 | 31 | 39 | 36 | 44 | 22 | 25 | 7 | 3 | 36 | 44 | 2 | 11 | 1 | 1 |
| 84 years..... | 58 | 64 | 29 | 30 | 29 | 34 | 24 | 20 | 5 | 1 | 29 | 34 | 2 | 9 | 1 | 1 |
| 80 to 84 years.. | 475 | 467 | 210 | 209 | 265 | 258 | 168 | 131 | 23 | 14 | 265 | 258 | 19 | 64 | 1 | 1 |
| 85 years..... | 44 | 51 | 22 | 16 | 22 | 35 | 13 | 7 | 2 | 1 | 22 | 35 | 7 | 8 | 1 | 1 |
| 86 years..... | 40 | 35 | 18 | 12 | 22 | 23 | 16 | 9 | 1 | 1 | 22 | 23 | 2 | 3 | 1 | 1 |
| 87 years..... | 29 | 32 | 8 | 13 | 21 | 14 | 3 | 7 | 3 | 1 | 21 | 14 | 2 | 11 | 1 | 1 |
| 88 years..... | 21 | 30 | 10 | 13 | 11 | 17 | 7 | 4 | 3 | 1 | 11 | 17 | 1 | 9 | 1 | 1 |
| 89 years..... | 13 | 19 | 1 | 10 | 12 | 9 | 1 | 5 | 1 | 1 | 12 | 9 | 1 | 5 | 1 | 1 |
| 85 to 89 years.. | 147 | 167 | 59 | 69 | 88 | 98 | 40 | 32 | 8 | 1 | 88 | 98 | 11 | 36 | 1 | 1 |
| 90 years..... | 4 | 14 | 3 | 7 | 1 | 7 | 1 | 2 | 2 | 1 | 1 | 7 | 5 | 1 | 1 | 1 |
| 91 years..... | 2 | 4 | 1 | 4 | 1 | 4 | 1 | 3 | 1 | 1 | 1 | 4 | 1 | 1 | 1 | 1 |
| 92 years..... | 6 | 8 | 3 | 4 | 3 | 4 | 3 | 3 | 3 | 3 | 3 | 4 | 1 | 1 | 1 | 1 |
| 93 years..... | 4 | 3 | 2 | 3 | 2 | 3 | 2 | 1 | 2 | 2 | 2 | 3 | 2 | 2 | 1 | 1 |
| 94 years..... | 2 | 4 | 1 | 1 | 1 | 3 | 1 | 1 | 1 | 1 | 1 | 3 | 1 | 1 | 1 | 1 |
| 90 to 94 years.. | 18 | 33 | 10 | 19 | 8 | 14 | 8 | 9 | 2 | 1 | 8 | 14 | 10 | 10 | 1 | 1 |
| 95 years..... | 4 | 5 | 3 | 3 | 1 | 2 | 1 | 2 | 2 | 1 | 1 | 2 | 1 | 1 | 1 | 1 |
| 96 years..... | 1 | 3 | 1 | 2 | 1 | 1 | 1 | 1 | 1 | 1 | 1 | 1 | 1 | 1 | 1 | 1 |
| 97 years..... | 1 | 3 | 1 | 3 | 1 | 3 | 1 | 3 | 1 | 1 | 1 | 3 | 1 | 1 | 1 | 1 |
| 98 years..... | 1 | 1 | 1 | 1 | 1 | 1 | 1 | 1 | 1 | 1 | 1 | 1 | 1 | 1 | 1 | 1 |
| 99 years..... | 1 | 2 | 1 | 2 | 1 | 2 | 1 | 2 | 1 | 1 | 1 | 2 | 1 | 2 | 1 | 1 |
| 95 to 99 years.. | 5 | 13 | 3 | 10 | 2 | 3 | 1 | 5 | 2 | 2 | 2 | 3 | 3 | 3 | 1 | 1 |
| 100 years and over. | 1 | 1 | 1 | 1 | 1 | 1 | 1 | 1 | 1 | 1 | 1 | 1 | 1 | 1 | 1 | 1 |
| Age unknown.... | 553 | 184 | 460 | 138 | 93 | 46 | 396 | 110 | 52 | 23 | 93 | 46 | 12 | 5 | 2 | 1 |

¹ Persons of negro descent, Chinese, Japanese, and Indians.

² Includes all persons of negro descent.

STATISTICS OF POPULATION.

TABLE 2.—AGES OF THE AGGREGATE POPULATION, CLASSIFIED BY SEX,
TENNESSEE.

| AGES. | AGGREGATE. | | NATIVE BORN. | | FOREIGN BORN. | | NATIVE WHITE— NATIVE PARENTS. | | NATIVE WHITE— FOREIGN PARENTS. | | FOREIGN WHITE. | | TOTAL COLORED. ¹ | | NEGRO. ² | |
|----------------|------------|---------------|--------------|---------------|---------------|---------------|----------------------------------|---------------|-----------------------------------|---------------|-------------------|---------------|--------------------------------|---------------|---------------------|---------------|
| | Males. | Fe- males. | Males. | Fe- males. | Males. | Fe- males. | Males. | Fe- males. | Males. | Fe- males. | Males. | Fe- males. | Males. | Fe- males. | Males. | Fe- males. |
| All ages | 1,021,224 | 999,392 | 1,010,793 | 992,077 | 10,481 | 7,315 | 751,719 | 729,917 | 20,692 | 20,272 | 10,291 | 7,295 | 238,522 | 241,908 | 238,388 | 241,855 |
| Under 1 month | 2,395 | 2,239 | 2,395 | 2,239 | | | 1,883 | 1,720 | 32 | 30 | | | 480 | 489 | 480 | 489 |
| 1 to 2 months | 4,911 | 4,760 | 4,911 | 4,760 | | | 3,730 | 3,581 | 49 | 87 | | | 1,132 | 1,142 | 1,132 | 1,142 |
| 3 to 5 months | 7,636 | 7,561 | 7,636 | 7,560 | | | 5,721 | 5,587 | 89 | 93 | | | 1,826 | 1,880 | 1,823 | 1,880 |
| 6 to 8 months | 7,249 | 7,173 | 7,249 | 7,177 | | | 5,719 | 5,564 | 100 | 101 | | | 1,480 | 1,512 | 1,480 | 1,512 |
| 9 to 11 months | 6,890 | 6,852 | 6,890 | 6,851 | | | 5,365 | 5,332 | 93 | 97 | | | 1,432 | 1,422 | 1,432 | 1,422 |
| Under 1 year | 29,081 | 28,590 | 29,081 | 28,587 | | 3 | 22,418 | 21,784 | 363 | 358 | | 3 | 6,300 | 6,445 | 6,297 | 6,445 |
| 1 year | 27,659 | 26,781 | 27,654 | 26,776 | 5 | 5 | 21,399 | 20,543 | 334 | 330 | 5 | 5 | 5,921 | 5,903 | 5,918 | 5,900 |
| 2 years | 27,907 | 26,698 | 27,903 | 26,690 | 4 | 8 | 21,130 | 20,019 | 403 | 359 | 4 | 8 | 6,370 | 6,312 | 6,369 | 6,310 |
| 3 years | 27,116 | 26,031 | 27,108 | 26,023 | 8 | 8 | 20,608 | 19,409 | 384 | 397 | 8 | 8 | 6,118 | 6,217 | 6,116 | 6,214 |
| 4 years | 28,152 | 26,908 | 28,141 | 26,896 | 11 | 12 | 21,250 | 20,160 | 418 | 387 | 11 | 12 | 6,473 | 6,349 | 6,471 | 6,348 |
| 1 to 4 years | 110,894 | 106,418 | 110,806 | 106,385 | 28 | 33 | 84,385 | 80,131 | 1,539 | 1,473 | 28 | 33 | 24,882 | 24,781 | 24,874 | 24,772 |
| 5 years | 27,400 | 26,616 | 27,380 | 26,607 | 20 | 9 | 20,659 | 19,903 | 416 | 399 | 20 | 9 | 6,305 | 6,305 | 6,302 | 6,305 |
| 6 years | 28,172 | 27,523 | 28,155 | 27,501 | 17 | 22 | 21,067 | 20,320 | 439 | 439 | 17 | 22 | 6,649 | 6,744 | 6,648 | 6,742 |
| 7 years | 26,846 | 25,872 | 26,833 | 25,855 | 13 | 17 | 20,056 | 19,297 | 414 | 414 | 13 | 17 | 6,393 | 6,144 | 6,392 | 6,142 |
| 8 years | 27,049 | 26,209 | 27,026 | 26,198 | 23 | 11 | 20,196 | 19,331 | 450 | 469 | 23 | 11 | 6,380 | 6,398 | 6,377 | 6,396 |
| 9 years | 25,049 | 24,009 | 25,029 | 23,978 | 20 | 31 | 18,622 | 17,720 | 455 | 456 | 20 | 31 | 5,952 | 5,802 | 5,949 | 5,799 |
| 5 to 9 years | 134,516 | 130,229 | 134,423 | 130,139 | 93 | 90 | 100,600 | 96,571 | 2,174 | 2,175 | 93 | 90 | 31,649 | 31,393 | 31,638 | 31,384 |
| 10 years | 27,315 | 25,881 | 27,274 | 25,856 | 41 | 35 | 20,195 | 18,960 | 430 | 428 | 41 | 35 | 6,649 | 6,468 | 6,647 | 6,468 |
| 11 years | 24,430 | 23,583 | 24,396 | 23,555 | 34 | 33 | 18,536 | 17,717 | 418 | 416 | 34 | 33 | 5,442 | 5,422 | 5,442 | 5,422 |
| 12 years | 25,257 | 24,204 | 25,204 | 24,161 | 53 | 43 | 18,368 | 17,566 | 444 | 422 | 52 | 43 | 6,393 | 6,178 | 6,393 | 6,172 |
| 13 years | 23,994 | 23,199 | 23,949 | 23,156 | 45 | 43 | 17,802 | 17,014 | 395 | 422 | 45 | 43 | 5,752 | 5,720 | 5,751 | 5,720 |
| 14 years | 23,496 | 22,399 | 23,437 | 22,343 | 59 | 56 | 17,339 | 16,265 | 422 | 424 | 59 | 56 | 5,676 | 5,654 | 5,675 | 5,653 |
| 10 to 14 years | 124,492 | 119,281 | 124,260 | 119,071 | 232 | 210 | 92,240 | 87,522 | 2,109 | 2,112 | 231 | 210 | 29,912 | 29,437 | 29,908 | 29,435 |
| 15 years | 23,091 | 22,273 | 23,087 | 22,218 | 54 | 55 | 17,114 | 16,270 | 416 | 454 | 54 | 55 | 5,507 | 5,494 | 5,505 | 5,493 |
| 16 years | 23,725 | 23,781 | 23,664 | 23,725 | 61 | 66 | 17,470 | 17,314 | 436 | 449 | 61 | 66 | 5,758 | 5,962 | 5,755 | 5,961 |
| 17 years | 23,025 | 22,045 | 22,960 | 21,991 | 65 | 54 | 16,980 | 16,107 | 419 | 455 | 65 | 53 | 5,561 | 5,430 | 5,559 | 5,430 |
| 18 years | 22,817 | 23,687 | 22,741 | 23,606 | 76 | 81 | 16,442 | 17,055 | 484 | 464 | 73 | 81 | 5,818 | 6,087 | 5,817 | 6,085 |
| 19 years | 20,509 | 21,617 | 20,414 | 21,545 | 95 | 72 | 15,002 | 15,749 | 398 | 425 | 93 | 72 | 5,016 | 5,371 | 5,016 | 5,368 |
| 15 to 19 years | 113,167 | 113,413 | 112,816 | 113,085 | 351 | 328 | 83,008 | 82,495 | 2,153 | 2,247 | 346 | 327 | 27,660 | 28,344 | 27,652 | 28,337 |
| 20 years | 21,754 | 23,569 | 21,668 | 23,472 | 86 | 97 | 15,447 | 16,195 | 438 | 437 | 84 | 97 | 5,785 | 6,790 | 5,783 | 6,788 |
| 21 years | 20,856 | 20,313 | 20,755 | 20,240 | 101 | 73 | 15,225 | 14,851 | 442 | 409 | 97 | 73 | 5,092 | 4,920 | 5,089 | 4,914 |
| 22 years | 20,543 | 22,053 | 20,445 | 21,942 | 98 | 111 | 14,743 | 15,462 | 453 | 538 | 96 | 111 | 5,251 | 5,942 | 5,246 | 5,941 |
| 23 years | 18,155 | 19,543 | 18,028 | 19,449 | 127 | 94 | 13,292 | 13,785 | 447 | 443 | 127 | 93 | 4,289 | 5,272 | 4,287 | 5,272 |
| 24 years | 18,236 | 19,383 | 18,116 | 19,281 | 120 | 102 | 13,142 | 13,452 | 478 | 537 | 116 | 100 | 4,500 | 5,294 | 4,497 | 5,293 |
| 20 to 24 years | 99,544 | 104,861 | 99,012 | 104,384 | 532 | 477 | 71,849 | 73,695 | 2,258 | 2,474 | 520 | 474 | 24,917 | 28,218 | 24,902 | 28,208 |
| 25 years | 18,943 | 20,100 | 18,806 | 19,975 | 137 | 125 | 13,158 | 13,689 | 442 | 459 | 135 | 125 | 5,208 | 5,827 | 5,206 | 5,827 |
| 26 years | 16,562 | 16,911 | 16,420 | 16,806 | 132 | 105 | 12,014 | 12,051 | 455 | 484 | 127 | 105 | 3,956 | 4,271 | 3,951 | 4,270 |
| 27 years | 15,889 | 15,807 | 15,723 | 15,721 | 136 | 86 | 11,831 | 11,520 | 445 | 445 | 130 | 86 | 3,433 | 3,753 | 3,478 | 3,753 |
| 28 years | 15,633 | 16,660 | 15,474 | 15,552 | 159 | 108 | 11,297 | 11,204 | 411 | 412 | 157 | 106 | 3,768 | 3,983 | 3,766 | 3,983 |
| 29 years | 13,140 | 13,263 | 13,071 | 13,161 | 139 | 102 | 9,890 | 9,786 | 384 | 396 | 136 | 102 | 2,730 | 2,979 | 2,728 | 2,978 |
| 25 to 29 years | 80,157 | 81,741 | 79,454 | 81,215 | 703 | 526 | 58,190 | 58,250 | 2,137 | 2,194 | 685 | 524 | 19,145 | 20,773 | 19,129 | 20,771 |
| 30 years | 17,709 | 17,169 | 17,454 | 16,991 | 255 | 173 | 11,851 | 11,348 | 494 | 499 | 250 | 173 | 5,114 | 5,144 | 5,109 | 5,143 |
| 31 years | 10,619 | 10,300 | 10,469 | 10,215 | 150 | 85 | 8,313 | 8,017 | 311 | 365 | 146 | 85 | 1,844 | 1,833 | 1,839 | 1,833 |
| 32 years | 12,085 | 12,112 | 11,914 | 11,998 | 171 | 119 | 9,100 | 9,126 | 395 | 403 | 167 | 119 | 2,423 | 2,464 | 2,418 | 2,464 |
| 33 years | 11,608 | 11,462 | 11,411 | 11,320 | 197 | 142 | 8,846 | 8,624 | 367 | 326 | 195 | 141 | 2,200 | 2,371 | 2,198 | 2,371 |
| 34 years | 10,313 | 10,313 | 10,608 | 10,659 | 210 | 154 | 7,973 | 7,381 | 345 | 353 | 203 | 154 | 2,292 | 2,425 | 2,287 | 2,425 |
| 30 to 34 years | 62,834 | 61,856 | 61,851 | 61,178 | 983 | 678 | 46,088 | 44,996 | 1,912 | 1,946 | 961 | 677 | 13,873 | 14,237 | 13,851 | 14,236 |
| 35 years | 12,851 | 12,371 | 12,541 | 12,190 | 290 | 181 | 8,178 | 7,839 | 381 | 376 | 281 | 180 | 3,991 | 3,976 | 3,984 | 3,974 |
| 36 years | 9,570 | 9,801 | 9,358 | 9,658 | 212 | 143 | 6,902 | 7,066 | 302 | 294 | 211 | 142 | 2,155 | 2,299 | 2,154 | 2,299 |
| 37 years | 9,460 | 9,197 | 9,277 | 9,089 | 183 | 108 | 7,077 | 6,794 | 288 | 294 | 182 | 108 | 1,913 | 2,001 | 1,913 | 2,001 |
| 38 years | 11,500 | 11,395 | 11,259 | 11,268 | 241 | 127 | 8,507 | 8,379 | 363 | 362 | 237 | 127 | 2,393 | 2,527 | 2,392 | 2,527 |
| 39 years | 10,501 | 10,302 | 10,284 | 10,168 | 217 | 134 | 7,972 | 7,660 | 320 | 305 | 209 | 133 | 2,000 | 2,204 | 1,993 | 2,203 |
| 35 to 39 years | 53,862 | 53,066 | 52,719 | 52,373 | 1,143 | 693 | 38,636 | 37,738 | 1,654 | 1,631 | 1,120 | 690 | 12,452 | 13,007 | 12,436 | 13,004 |
| 40 years | 13,310 | 13,402 | 12,978 | 13,215 | 332 | 187 | 8,793 | 8,374 | 364 | 337 | 327 | 187 | 3,826 | 4,504 | 3,823 | 4,504 |
| 41 years | 7,612 | 7,500 | 7,463 | 7,414 | 149 | 86 | 6,237 | 6,053 | 246 | 215 | 147 | 86 | 982 | 1,146 | 980 | 1,144 |
| 42 years | 8,398 | 8,459 | 8,229 | 8,326 | 169 | 133 | 6,614 | 6,488 | 269 | 241 | 169 | 133 | 1,346 | 1,597 | 1,346 | 1,597 |
| 43 years | 7,530 | 7,877 | 7,884 | 7,776 | 146 | 101 | 6,123 | 6,198 | 248 | 232 | 145 | 101 | 1,014 | 1,346 | 1,014 | 1,346 |
| 44 years | 7,676 | 8,205 | 7,564 | 8,098 | 170 | 107 | 6,135 | 6,404 | 234 | 197 | 168 | 107 | 1,139 | 1,497 | 1,138 | 1,497 |
| 40 to 44 years | 44,526 | 45,443 | 43,560 | 44,829 | 966 | 614 | 33,902 | 33,517 | 1,361 | 1,222 | 956 | 614 | 8,307 | 10,090 | 8,301 | 10,088 |
| 45 years | 10,550 | 10,451 | 10,291 | 10,268 | 259 | 183 | 7,364 | 6,926 | 263 | 213 | 258 | 182 | 2,665 | 3,130 | 2,663 | 3,130 |
| 46 years | 7,429 | 7,092 | 7,279 | 7,003 | 150 | 89 | 5,755 | 5,486 | 178 | 172 | 149 | 89 | 1,347 | 1,348 | 1,347 | 1,345 |
| 47 years | 7,147 | 6,982 | 6,982 | 6,803 | 165 | 129 | 5,588 | 5,418 | 170 | 152 | 164 | 129 | 1,225 | 1,233 | 1,224 | 1,233 |
| 48 years | 7,230 | 7,702 | 7,102 | 7,550 | 183 | 152 | 5,375 | 5,585 | 163 | 145 | 183 | 152 | 1,569 | 1,817 | 1,567 | 1,817 |
| 49 years | 7,290 | 7,052 | 7,091 | 6,904 | 199 | 148 | 5,488 | 5,263 | 162 | 121 | 198 | 148 | 1,442 | 1,520 | 1,441 | 1,5 |

GENERAL NATIVITY, AND COLOR, BY STATE AND TERRITORIES: 1900—Continued.

TENNESSEE.

| AGES. | AGGREGATE. | | NATIVE BORN. | | FOREIGN BORN. | | NATIVE WHITE— NATIVE PARENTS. | | NATIVE WHITE— FOREIGN PARENTS. | | FOREIGN WHITE. | | TOTAL COLORED. ¹ | | NEGRO. ² | |
|---------------------|------------|---------------|--------------|---------------|---------------|---------------|----------------------------------|---------------|-----------------------------------|---------------|-------------------|---------------|--------------------------------|---------------|---------------------|---------------|
| | Males. | Fe- males. | Males. | Fe- males. | Males. | Fe- males. | Males. | Fe- males. | Males. | Fe- males. | Males. | Fe- males. | Males. | Fe- males. | Males. | Fe- males. |
| 50 years..... | 12,312 | 10,885 | 11,988 | 10,576 | 374 | 259 | 7,580 | 6,497 | 204 | 147 | 369 | 258 | 4,159 | 3,983 | 4,155 | 3,982 |
| 51 years..... | 7,269 | 5,592 | 7,068 | 5,458 | 201 | 134 | 5,533 | 4,479 | 134 | 111 | 197 | 134 | 1,405 | 868 | 1,401 | 867 |
| 52 years..... | 9,039 | 6,541 | 8,760 | 6,391 | 279 | 150 | 6,424 | 5,105 | 138 | 114 | 278 | 148 | 2,199 | 1,174 | 2,199 | 1,174 |
| 53 years..... | 7,163 | 5,483 | 6,969 | 5,355 | 199 | 128 | 5,415 | 4,352 | 119 | 91 | 198 | 128 | 1,436 | 912 | 1,435 | 912 |
| 54 years..... | 6,779 | 5,694 | 6,579 | 5,529 | 200 | 165 | 4,862 | 4,322 | 122 | 96 | 200 | 165 | 1,605 | 1,111 | 1,605 | 1,111 |
| 50 to 54 years.. | 42,567 | 34,145 | 41,314 | 33,309 | 1,253 | 836 | 29,804 | 24,755 | 717 | 559 | 1,242 | 833 | 10,804 | 7,998 | 10,795 | 7,996 |
| 55 years..... | 7,799 | 6,893 | 7,541 | 6,710 | 258 | 183 | 5,190 | 4,318 | 108 | 94 | 256 | 182 | 2,245 | 1,799 | 2,244 | 1,799 |
| 56 years..... | 6,360 | 5,365 | 6,148 | 5,223 | 212 | 142 | 4,460 | 4,160 | 98 | 83 | 209 | 141 | 1,598 | 981 | 1,592 | 981 |
| 57 years..... | 4,933 | 4,365 | 4,781 | 4,242 | 152 | 123 | 3,692 | 3,546 | 86 | 66 | 152 | 123 | 1,003 | 630 | 1,003 | 630 |
| 58 years..... | 4,590 | 4,307 | 4,410 | 4,199 | 180 | 108 | 3,311 | 3,357 | 68 | 70 | 178 | 108 | 1,033 | 772 | 1,033 | 772 |
| 59 years..... | 4,161 | 4,057 | 4,014 | 3,948 | 147 | 109 | 3,144 | 3,210 | 73 | 57 | 146 | 109 | 798 | 681 | 798 | 681 |
| 55 to 59 years.. | 27,843 | 24,987 | 26,894 | 24,322 | 949 | 665 | 19,797 | 19,091 | 433 | 370 | 941 | 663 | 6,672 | 4,863 | 6,670 | 4,863 |
| 60 years..... | 6,477 | 6,955 | 6,207 | 6,776 | 270 | 179 | 3,314 | 4,250 | 99 | 67 | 264 | 179 | 2,300 | 2,459 | 2,297 | 2,458 |
| 61 years..... | 3,169 | 2,921 | 3,043 | 2,854 | 126 | 67 | 2,533 | 2,497 | 73 | 41 | 124 | 67 | 439 | 316 | 438 | 316 |
| 62 years..... | 3,638 | 3,437 | 3,507 | 3,406 | 131 | 81 | 2,343 | 2,555 | 81 | 47 | 130 | 81 | 584 | 504 | 584 | 504 |
| 63 years..... | 3,610 | 3,323 | 3,467 | 3,245 | 143 | 78 | 2,345 | 2,755 | 53 | 45 | 142 | 78 | 570 | 445 | 570 | 445 |
| 64 years..... | 3,282 | 3,153 | 3,151 | 3,056 | 131 | 97 | 2,550 | 2,529 | 56 | 43 | 131 | 97 | 545 | 484 | 544 | 484 |
| 60 to 64 years.. | 20,176 | 19,839 | 19,375 | 19,337 | 801 | 502 | 14,585 | 14,886 | 362 | 243 | 791 | 502 | 4,438 | 4,208 | 4,433 | 4,207 |
| 65 years..... | 4,177 | 4,213 | 3,978 | 4,080 | 199 | 133 | 2,655 | 2,785 | 64 | 36 | 196 | 131 | 1,262 | 1,311 | 1,262 | 1,311 |
| 66 years..... | 3,152 | 2,884 | 3,046 | 2,813 | 106 | 71 | 2,453 | 2,394 | 45 | 36 | 106 | 71 | 548 | 383 | 548 | 383 |
| 67 years..... | 2,912 | 2,533 | 2,778 | 2,461 | 134 | 72 | 2,218 | 2,080 | 51 | 40 | 134 | 72 | 509 | 341 | 508 | 340 |
| 68 years..... | 2,543 | 2,387 | 2,421 | 2,320 | 122 | 67 | 1,915 | 1,910 | 45 | 34 | 121 | 67 | 461 | 376 | 461 | 376 |
| 69 years..... | 2,226 | 2,108 | 2,120 | 2,046 | 106 | 62 | 1,719 | 1,674 | 29 | 27 | 106 | 62 | 372 | 345 | 372 | 345 |
| 65 to 69 years.. | 15,010 | 14,125 | 14,343 | 13,720 | 667 | 405 | 10,960 | 10,793 | 235 | 173 | 663 | 403 | 3,152 | 2,756 | 3,151 | 2,755 |
| 70 years..... | 3,063 | 3,279 | 2,936 | 3,172 | 132 | 107 | 1,864 | 1,976 | 34 | 29 | 130 | 106 | 1,040 | 1,168 | 1,039 | 1,167 |
| 71 years..... | 1,548 | 1,410 | 1,490 | 1,370 | 58 | 40 | 1,261 | 1,165 | 20 | 27 | 58 | 40 | 209 | 178 | 209 | 178 |
| 72 years..... | 1,905 | 1,768 | 1,823 | 1,704 | 77 | 64 | 1,464 | 1,422 | 40 | 24 | 77 | 64 | 324 | 258 | 324 | 258 |
| 73 years..... | 1,536 | 1,468 | 1,470 | 1,430 | 66 | 38 | 1,221 | 1,195 | 40 | 22 | 66 | 38 | 209 | 213 | 209 | 213 |
| 74 years..... | 1,385 | 1,367 | 1,326 | 1,323 | 59 | 44 | 1,073 | 1,102 | 30 | 30 | 59 | 44 | 223 | 191 | 223 | 191 |
| 70 to 74 years.. | 9,442 | 9,292 | 9,050 | 8,999 | 392 | 293 | 6,833 | 6,860 | 164 | 132 | 390 | 292 | 2,005 | 2,008 | 2,004 | 2,007 |
| 75 years..... | 1,741 | 1,826 | 1,661 | 1,771 | 80 | 55 | 1,098 | 1,119 | 32 | 24 | 79 | 55 | 532 | 628 | 532 | 628 |
| 76 years..... | 1,162 | 1,055 | 1,109 | 1,029 | 43 | 26 | 862 | 841 | 22 | 16 | 43 | 26 | 225 | 172 | 225 | 172 |
| 77 years..... | 962 | 945 | 931 | 924 | 31 | 21 | 743 | 763 | 19 | 15 | 31 | 21 | 164 | 146 | 164 | 146 |
| 78 years..... | 913 | 857 | 880 | 838 | 33 | 19 | 717 | 663 | 17 | 10 | 33 | 19 | 146 | 165 | 146 | 165 |
| 79 years..... | 767 | 705 | 734 | 682 | 33 | 23 | 596 | 541 | 11 | 14 | 32 | 23 | 128 | 127 | 128 | 127 |
| 75 to 79 years.. | 5,535 | 5,388 | 5,315 | 5,244 | 220 | 144 | 4,021 | 3,927 | 101 | 79 | 218 | 144 | 1,195 | 1,238 | 1,195 | 1,238 |
| 80 years..... | 853 | 1,076 | 825 | 1,055 | 28 | 21 | 502 | 533 | 15 | 12 | 27 | 20 | 309 | 511 | 309 | 511 |
| 81 years..... | 485 | 432 | 463 | 415 | 22 | 17 | 400 | 343 | 9 | 6 | 22 | 17 | 54 | 66 | 54 | 66 |
| 82 years..... | 430 | 404 | 414 | 396 | 16 | 8 | 326 | 314 | 10 | 8 | 16 | 8 | 78 | 73 | 78 | 73 |
| 83 years..... | 322 | 323 | 315 | 311 | 7 | 12 | 251 | 256 | 8 | 5 | 7 | 12 | 56 | 50 | 56 | 50 |
| 84 years..... | 286 | 300 | 275 | 283 | 11 | 12 | 215 | 227 | 4 | 6 | 11 | 12 | 56 | 55 | 56 | 55 |
| 80 to 84 years.. | 2,376 | 2,535 | 2,292 | 2,465 | 84 | 70 | 1,694 | 1,673 | 46 | 38 | 83 | 69 | 553 | 755 | 553 | 755 |
| 85 years..... | 274 | 351 | 263 | 339 | 11 | 12 | 169 | 182 | 2 | 5 | 11 | 12 | 92 | 152 | 92 | 152 |
| 86 years..... | 182 | 211 | 177 | 206 | 5 | 5 | 121 | 152 | 3 | 3 | 5 | 5 | 53 | 51 | 53 | 51 |
| 87 years..... | 141 | 193 | 137 | 189 | 4 | 6 | 103 | 136 | 5 | 3 | 4 | 6 | 29 | 50 | 29 | 50 |
| 88 years..... | 143 | 155 | 140 | 143 | 3 | 5 | 96 | 103 | 1 | 1 | 3 | 5 | 43 | 44 | 42 | 44 |
| 89 years..... | 93 | 97 | 90 | 96 | 3 | 1 | 59 | 66 | 1 | 1 | 3 | 1 | 30 | 29 | 30 | 29 |
| 85 to 89 years.. | 833 | 1,007 | 807 | 978 | 26 | 29 | 548 | 639 | 12 | 13 | 26 | 29 | 247 | 326 | 246 | 326 |
| 90 years..... | 120 | 175 | 118 | 173 | 2 | 2 | 51 | 73 | 1 | 2 | 2 | 2 | 66 | 98 | 66 | 98 |
| 91 years..... | 38 | 39 | 35 | 39 | 3 | 3 | 25 | 26 | 1 | 1 | 3 | 3 | 9 | 13 | 9 | 13 |
| 92 years..... | 41 | 36 | 37 | 36 | 4 | 3 | 18 | 24 | 3 | 3 | 3 | 3 | 20 | 12 | 20 | 12 |
| 93 years..... | 25 | 37 | 24 | 35 | 1 | 2 | 14 | 16 | 3 | 3 | 1 | 2 | 7 | 16 | 7 | 16 |
| 94 years..... | 23 | 22 | 20 | 22 | 3 | 3 | 5 | 12 | 3 | 3 | 3 | 3 | 15 | 10 | 15 | 10 |
| 90 to 94 years.. | 247 | 309 | 234 | 305 | 13 | 4 | 113 | 151 | 5 | 5 | 12 | 4 | 117 | 149 | 117 | 149 |
| 95 years..... | 27 | 44 | 27 | 43 | 2 | 1 | 4 | 9 | 1 | 1 | 2 | 1 | 23 | 34 | 23 | 34 |
| 96 years..... | 17 | 18 | 15 | 18 | 2 | 2 | 2 | 5 | 1 | 1 | 2 | 2 | 13 | 13 | 13 | 13 |
| 97 years..... | 13 | 15 | 13 | 15 | 1 | 1 | 5 | 5 | 1 | 1 | 1 | 1 | 8 | 10 | 8 | 10 |
| 98 years..... | 9 | 19 | 9 | 19 | 1 | 1 | 4 | 7 | 1 | 1 | 1 | 1 | 4 | 12 | 4 | 12 |
| 99 years..... | 10 | 16 | 9 | 16 | 1 | 1 | 2 | 7 | 1 | 1 | 1 | 1 | 8 | 9 | 8 | 9 |
| 95 to 99 years.. | 76 | 112 | 73 | 111 | 3 | 1 | 17 | 33 | 1 | 1 | 2 | 1 | 56 | 78 | 56 | 78 |
| 100 years and over. | 45 | 109 | 45 | 109 | 1 | 1 | 4 | 19 | 1 | 1 | 1 | 1 | 41 | 89 | 41 | 89 |
| Age unknown.... | 4,355 | 3,417 | 4,324 | 3,404 | 31 | 13 | 2,407 | 1,714 | 20 | 21 | 31 | 13 | 1,897 | 1,669 | 1,897 | 1,667 |

¹Persons of negro descent, Chinese, Japanese, and Indians.

²Includes all persons of negro descent.

STATISTICS OF POPULATION.

TABLE 2.—AGES OF THE AGGREGATE POPULATION, CLASSIFIED BY SEX,

TEXAS.

| AGES. | AGGREGATE. | | NATIVE BORN. | | FOREIGN BORN. | | NATIVE WHITE— NATIVE PARENTS. | | NATIVE WHITE— FOREIGN PARENTS. | | FOREIGN WHITE. | | TOTAL COLORED. ¹ | | NEGRO. ² | |
|---------------------|------------|---------------|--------------|---------------|---------------|---------------|----------------------------------|---------------|-----------------------------------|---------------|-------------------|---------------|--------------------------------|---------------|---------------------|---------------|
| | Males. | Fe- males. | Males. | Fe- males. | Males. | Fe- males. | Males. | Fe- males. | Males. | Fe- males. | Males. | Fe- males. | Males. | Fe- males. | Males. | Fe- males. |
| All ages.... | 1,578,900 | 1,469,810 | 1,476,525 | 1,392,828 | 102,375 | 76,982 | 1,018,922 | 940,840 | 147,838 | 141,488 | 100,910 | 76,671 | 311,230 | 310,811 | 310,135 | 310,587 |
| Under 1 month..... | 3,470 | 3,275 | 3,468 | 3,272 | 2 | 3 | 2,375 | 2,193 | 409 | 405 | 2 | 3 | 684 | 674 | 683 | 673 |
| 1 to 2 months..... | 8,027 | 7,908 | 8,019 | 7,798 | 8 | 10 | 5,427 | 5,211 | 953 | 988 | 8 | 10 | 1,639 | 1,599 | 1,638 | 1,599 |
| 3 to 5 months..... | 13,028 | 12,472 | 12,937 | 12,446 | 41 | 28 | 8,759 | 8,296 | 1,507 | 1,474 | 41 | 26 | 2,721 | 2,676 | 2,719 | 2,673 |
| 6 to 8 months..... | 12,156 | 12,027 | 12,132 | 11,998 | 24 | 25 | 8,777 | 8,682 | 1,272 | 1,278 | 23 | 29 | 2,084 | 2,038 | 2,082 | 2,036 |
| 9 to 11 months..... | 11,097 | 10,444 | 11,072 | 10,419 | 25 | 25 | 7,862 | 7,317 | 1,171 | 1,105 | 25 | 25 | 2,039 | 1,997 | 2,039 | 1,995 |
| Under 1 year..... | 47,778 | 46,026 | 47,678 | 45,933 | 100 | 93 | 33,207 | 31,699 | 5,312 | 5,250 | 99 | 93 | 9,167 | 8,984 | 9,161 | 8,976 |
| 1 year..... | 44,657 | 43,047 | 44,488 | 42,917 | 169 | 130 | 30,827 | 29,664 | 4,898 | 4,701 | 169 | 129 | 8,763 | 8,553 | 8,758 | 8,545 |
| 2 years..... | 45,895 | 44,985 | 45,680 | 44,772 | 215 | 213 | 31,556 | 30,566 | 5,038 | 5,067 | 215 | 212 | 9,086 | 9,140 | 9,077 | 9,133 |
| 3 years..... | 45,668 | 44,740 | 45,379 | 44,451 | 289 | 289 | 30,994 | 29,891 | 5,257 | 5,154 | 289 | 287 | 9,128 | 9,408 | 9,120 | 9,400 |
| 4 years..... | 45,833 | 43,813 | 45,459 | 43,487 | 374 | 326 | 31,102 | 29,481 | 5,093 | 4,919 | 374 | 323 | 9,264 | 9,090 | 9,260 | 9,088 |
| 1 to 4 years..... | 182,053 | 176,585 | 181,006 | 175,627 | 1,047 | 958 | 124,479 | 119,602 | 20,286 | 19,841 | 1,047 | 951 | 36,241 | 36,191 | 36,215 | 36,166 |
| 5 years..... | 45,229 | 43,869 | 44,783 | 43,476 | 446 | 393 | 30,255 | 29,157 | 5,275 | 5,028 | 443 | 392 | 9,256 | 9,292 | 9,242 | 9,286 |
| 6 years..... | 44,203 | 43,354 | 43,754 | 42,900 | 449 | 454 | 29,678 | 28,786 | 5,021 | 4,952 | 445 | 453 | 9,059 | 9,163 | 9,054 | 9,154 |
| 7 years..... | 43,425 | 42,392 | 42,913 | 41,844 | 507 | 548 | 28,916 | 27,681 | 5,035 | 5,022 | 502 | 548 | 8,972 | 9,141 | 8,961 | 9,135 |
| 8 years..... | 45,851 | 44,538 | 45,234 | 43,913 | 617 | 625 | 29,900 | 28,804 | 5,074 | 4,905 | 615 | 624 | 10,262 | 10,205 | 10,269 | 10,193 |
| 9 years..... | 40,462 | 39,032 | 39,775 | 38,382 | 687 | 650 | 26,557 | 25,432 | 4,543 | 4,404 | 685 | 648 | 8,677 | 8,548 | 8,669 | 8,541 |
| 5 to 9 years..... | 219,170 | 213,185 | 216,464 | 210,515 | 2,706 | 2,670 | 145,306 | 139,860 | 24,948 | 24,311 | 2,690 | 2,665 | 46,226 | 46,349 | 46,185 | 46,309 |
| 10 years..... | 42,075 | 40,237 | 41,273 | 39,494 | 802 | 743 | 27,213 | 25,965 | 4,681 | 4,576 | 800 | 739 | 9,331 | 8,957 | 9,371 | 8,958 |
| 11 years..... | 37,824 | 36,654 | 37,089 | 36,085 | 735 | 619 | 25,500 | 24,685 | 4,067 | 4,082 | 731 | 617 | 7,526 | 7,270 | 7,518 | 7,266 |
| 12 years..... | 40,660 | 39,151 | 39,760 | 38,344 | 900 | 807 | 26,315 | 25,179 | 4,408 | 4,345 | 896 | 804 | 9,041 | 8,823 | 9,030 | 8,820 |
| 13 years..... | 37,156 | 36,238 | 36,342 | 35,409 | 814 | 823 | 24,339 | 23,444 | 4,093 | 3,988 | 809 | 824 | 7,863 | 7,882 | 7,854 | 7,973 |
| 14 years..... | 36,763 | 36,414 | 35,772 | 35,508 | 996 | 906 | 23,789 | 23,404 | 4,058 | 4,071 | 994 | 903 | 7,837 | 8,086 | 7,833 | 8,029 |
| 10 to 14 years..... | 194,463 | 188,694 | 190,236 | 184,790 | 4,247 | 3,904 | 127,151 | 122,677 | 21,404 | 21,062 | 4,230 | 3,887 | 41,693 | 41,068 | 41,656 | 41,041 |
| 15 years..... | 35,104 | 35,265 | 34,173 | 34,303 | 926 | 962 | 23,217 | 22,873 | 3,917 | 3,964 | 922 | 961 | 7,048 | 7,467 | 7,042 | 7,459 |
| 16 years..... | 33,987 | 34,161 | 33,005 | 33,124 | 932 | 1,037 | 22,327 | 21,954 | 3,745 | 3,739 | 979 | 1,035 | 6,936 | 7,433 | 6,927 | 7,427 |
| 17 years..... | 32,999 | 32,998 | 31,966 | 31,918 | 1,033 | 1,080 | 22,071 | 21,645 | 3,413 | 3,486 | 1,029 | 1,078 | 6,486 | 6,789 | 6,481 | 6,781 |
| 18 years..... | 33,102 | 34,198 | 31,762 | 32,826 | 1,340 | 1,372 | 21,467 | 21,660 | 3,406 | 3,598 | 1,335 | 1,370 | 6,894 | 7,570 | 6,884 | 7,568 |
| 19 years..... | 30,850 | 31,383 | 29,569 | 30,127 | 1,281 | 1,256 | 20,388 | 20,346 | 3,057 | 3,095 | 1,273 | 1,253 | 6,132 | 6,689 | 6,122 | 6,683 |
| 15 to 19 years..... | 166,042 | 168,005 | 160,480 | 162,298 | 5,562 | 5,707 | 109,470 | 108,478 | 17,533 | 17,882 | 5,538 | 5,697 | 33,496 | 35,948 | 33,456 | 35,918 |
| 20 years..... | 31,606 | 34,449 | 30,062 | 32,761 | 1,544 | 1,688 | 20,453 | 20,993 | 3,025 | 3,429 | 1,533 | 1,679 | 6,595 | 8,348 | 6,587 | 8,339 |
| 21 years..... | 30,821 | 28,092 | 29,455 | 26,879 | 1,366 | 1,213 | 20,581 | 18,152 | 2,951 | 2,701 | 1,360 | 1,210 | 6,429 | 6,029 | 6,415 | 6,023 |
| 22 years..... | 31,094 | 31,675 | 29,373 | 30,089 | 1,716 | 1,586 | 19,755 | 19,694 | 2,905 | 3,142 | 1,702 | 1,580 | 6,732 | 7,259 | 6,719 | 7,254 |
| 23 years..... | 29,220 | 29,205 | 27,596 | 27,787 | 1,624 | 1,418 | 18,589 | 17,977 | 2,863 | 2,893 | 1,601 | 1,411 | 6,167 | 6,167 | 6,168 | 6,916 |
| 24 years..... | 29,574 | 29,011 | 27,846 | 27,522 | 1,728 | 1,489 | 18,652 | 17,803 | 2,878 | 2,818 | 1,708 | 1,484 | 6,336 | 6,906 | 6,320 | 6,899 |
| 20 to 24 years..... | 152,315 | 152,482 | 144,337 | 145,038 | 7,978 | 7,394 | 97,530 | 94,619 | 14,622 | 14,988 | 7,904 | 7,364 | 32,259 | 35,461 | 32,199 | 35,436 |
| 25 years..... | 29,635 | 28,638 | 27,551 | 26,818 | 2,134 | 1,820 | 18,076 | 16,993 | 2,799 | 2,718 | 2,108 | 1,809 | 6,702 | 7,118 | 6,685 | 7,114 |
| 26 years..... | 26,169 | 24,641 | 24,342 | 23,222 | 1,827 | 1,419 | 16,698 | 15,372 | 2,436 | 2,440 | 1,808 | 1,412 | 5,227 | 5,417 | 5,215 | 5,414 |
| 27 years..... | 25,601 | 22,758 | 23,823 | 21,371 | 1,778 | 1,337 | 16,665 | 14,440 | 2,810 | 2,199 | 1,763 | 1,379 | 4,868 | 4,740 | 4,854 | 4,739 |
| 28 years..... | 24,949 | 22,545 | 23,052 | 20,883 | 1,897 | 1,637 | 15,995 | 13,994 | 2,292 | 2,180 | 1,879 | 1,648 | 4,888 | 4,723 | 4,870 | 4,722 |
| 29 years..... | 20,956 | 18,060 | 19,081 | 17,285 | 1,875 | 1,375 | 13,661 | 11,932 | 1,864 | 1,867 | 1,856 | 1,367 | 3,575 | 3,494 | 3,564 | 3,493 |
| 25 to 29 years..... | 127,360 | 117,242 | 117,849 | 109,584 | 9,511 | 7,658 | 80,995 | 72,731 | 11,701 | 11,404 | 9,414 | 7,615 | 25,250 | 25,492 | 25,188 | 25,482 |
| 30 years..... | 27,633 | 23,742 | 24,584 | 21,357 | 3,049 | 2,385 | 16,310 | 13,432 | 2,344 | 2,073 | 3,003 | 2,365 | 5,976 | 5,872 | 5,946 | 5,863 |
| 31 years..... | 16,859 | 14,705 | 15,301 | 13,574 | 1,558 | 1,131 | 11,362 | 9,955 | 1,538 | 1,435 | 1,532 | 1,129 | 2,427 | 2,186 | 2,403 | 2,186 |
| 32 years..... | 18,676 | 16,466 | 16,643 | 15,036 | 2,033 | 1,430 | 11,934 | 10,462 | 1,645 | 1,518 | 1,995 | 1,419 | 3,102 | 3,177 | 3,079 | 3,175 |
| 33 years..... | 17,876 | 15,908 | 15,962 | 14,493 | 1,914 | 1,415 | 11,417 | 10,060 | 1,541 | 1,465 | 1,873 | 1,409 | 3,045 | 2,974 | 3,010 | 2,974 |
| 34 years..... | 16,940 | 14,851 | 14,906 | 13,435 | 2,034 | 1,416 | 10,231 | 8,335 | 1,384 | 1,312 | 1,987 | 1,410 | 3,288 | 3,294 | 3,256 | 3,291 |
| 30 to 34 years..... | 97,984 | 85,672 | 87,396 | 77,895 | 10,588 | 7,777 | 61,304 | 52,634 | 8,452 | 7,803 | 10,390 | 7,732 | 17,838 | 17,503 | 17,699 | 17,494 |
| 35 years..... | 18,563 | 16,103 | 15,910 | 14,189 | 2,653 | 1,914 | 9,671 | 8,139 | 1,538 | 1,371 | 2,575 | 1,904 | 4,779 | 4,689 | 4,718 | 4,685 |
| 36 years..... | 14,821 | 13,053 | 12,558 | 11,499 | 2,263 | 1,554 | 8,458 | 7,307 | 1,380 | 1,270 | 2,217 | 1,550 | 2,766 | 2,629 | 2,733 | 2,925 |
| 37 years..... | 14,657 | 12,958 | 12,768 | 11,687 | 1,889 | 1,271 | 9,179 | 7,951 | 1,243 | 1,253 | 1,846 | 1,267 | 2,389 | 2,487 | 2,357 | 2,484 |
| 38 years..... | 18,379 | 15,933 | 16,142 | 14,413 | 2,237 | 1,520 | 11,816 | 10,028 | 1,534 | 1,392 | 2,174 | 1,510 | 2,855 | 3,003 | 2,813 | 3,002 |
| 39 years..... | 16,669 | 14,151 | 14,696 | 12,827 | 1,973 | 1,324 | 10,857 | 9,136 | 1,379 | 1,246 | 1,926 | 1,319 | 2,507 | 2,450 | 2,474 | 2,443 |
| 35 to 39 years..... | 83,059 | 72,198 | 72,074 | 64,615 | 11,015 | 7,533 | 49,981 | 42,561 | 7,074 | 6,532 | 10,738 | 7,550 | 15,296 | 15,555 | 15,095 | 15,544 |
| 40 years..... | 21,277 | 18,787 | 17,837 | 16,395 | 3,390 | 2,392 | 11,875 | 9,920 | 1,702 | 1,473 | 3,306 | 2,377 | 4,394 | 5,012 | 4,331 | 5,010 |
| 41 years..... | 12,879 | 10,864 | 11,378 | 9,537 | 1,501 | 1,027 | 8,927 | 7,674 | 1,139 | 966 | 1,453 | 1,025 | 1,355 | 1,199 | 1,323 | 1,198 |
| 42 years..... | 14,144 | 12,257 | 12,410 | 11,077 | 1,734 | 1,130 | 9,586 | 8,146 | 1,227 | 1,085 | 1,693 | 1,178 | 1,638 | 1,848 | 1,604 | 1,848 |
| 43 years..... | 12,737 | 10,913 | 11,234 | 9,958 | 1,503 | 955 | 8,867 | 7,656 | 1,048 | 857 | 1,471 | 954 | 1,351 | 1,446 | 1,329 | 1,445 |
| 44 years..... | 13,484 | 11,427 | 11,854 | 10,308 | 1,630 | 1,119 | 9,223 | 7,785 | 1,061 | 815 | 1,602 | 1,111 | 1,593 | 1,716 | 1,569 | 1,714 |
| 40 to 44 years..... | 74,521 | 64,248 | 64,763 | 57,575 | 9,758 | 6,673 | 48,433 | 41,181 | 6,177 | 5,201 | 9,530 | 6,645 | 10,331 | 11,221 | 10,156 | 11,215 |
| 45 years..... | 19,438 | | | | | | | | | | | | | | | |

GENERAL NATIVITY, AND COLOR, BY STATES AND TERRITORIES: 1900—Continued.

TEXAS.

| AGES. | AGGREGATE. | | NATIVE BORN. | | FOREIGN BORN. | | NATIVE WHITE— NATIVE PARENTS. | | NATIVE WHITE— FOREIGN PARENTS. | | FOREIGN WHITE. | | TOTAL COLORED. ¹ | | NEGRO. ² | |
|---------------------|------------|---------------|--------------|---------------|---------------|---------------|----------------------------------|---------------|-----------------------------------|---------------|-------------------|---------------|--------------------------------|---------------|---------------------|---------------|
| | Males. | Fe- males. | Males. | Fe- males. | Males. | Fe- males. | Males. | Fe- males. | Males. | Fe- males. | Males. | Fe- males. | Males. | Fe- males. | Males. | Fe- males. |
| 50 years..... | 16,605 | 13,607 | 13,583 | 11,461 | 3,022 | 2,146 | 8,989 | 6,824 | 759 | 546 | 2,978 | 2,138 | 3,829 | 4,099 | 3,896 | 4,097 |
| 51 years..... | 9,885 | 7,112 | 8,456 | 6,119 | 1,429 | 998 | 6,893 | 5,021 | 488 | 311 | 1,410 | 990 | 1,094 | 790 | 1,087 | 790 |
| 52 years..... | 10,608 | 7,892 | 9,025 | 6,913 | 1,583 | 979 | 7,117 | 5,412 | 457 | 331 | 1,552 | 975 | 1,482 | 1,174 | 1,459 | 1,173 |
| 53 years..... | 8,696 | 6,570 | 7,354 | 5,765 | 1,342 | 805 | 5,976 | 4,715 | 371 | 210 | 1,818 | 803 | 1,051 | 842 | 1,018 | 841 |
| 54 years..... | 8,446 | 7,052 | 6,958 | 6,055 | 1,488 | 997 | 5,006 | 4,779 | 351 | 214 | 1,469 | 997 | 1,120 | 1,062 | 1,108 | 1,062 |
| 50 to 54 years.. | 54,240 | 42,233 | 45,376 | 36,313 | 8,864 | 5,920 | 34,431 | 26,751 | 2,426 | 1,612 | 8,727 | 5,903 | 8,656 | 7,967 | 8,563 | 7,963 |
| 55 years..... | 9,481 | 7,965 | 7,629 | 6,804 | 1,802 | 1,161 | 5,537 | 4,830 | 391 | 285 | 1,781 | 1,158 | 1,722 | 1,742 | 1,714 | 1,739 |
| 56 years..... | 7,127 | 6,107 | 5,768 | 5,258 | 1,359 | 849 | 4,476 | 4,185 | 298 | 183 | 1,345 | 848 | 1,013 | 891 | 1,006 | 891 |
| 57 years..... | 5,816 | 5,102 | 4,645 | 4,360 | 1,171 | 742 | 3,727 | 3,619 | 218 | 162 | 1,162 | 742 | 709 | 579 | 707 | 578 |
| 58 years..... | 5,513 | 5,220 | 4,855 | 4,392 | 1,133 | 827 | 3,432 | 3,444 | 207 | 166 | 1,129 | 825 | 750 | 785 | 747 | 785 |
| 59 years..... | 5,408 | 4,710 | 4,270 | 3,915 | 1,138 | 795 | 3,555 | 3,125 | 191 | 154 | 1,127 | 794 | 785 | 697 | 781 | 697 |
| 55 to 59 years.. | 33,300 | 29,104 | 26,697 | 24,730 | 6,603 | 4,374 | 20,527 | 19,203 | 1,300 | 900 | 6,544 | 4,367 | 4,929 | 4,634 | 4,905 | 4,630 |
| 60 years..... | 9,134 | 7,829 | 7,137 | 6,480 | 2,047 | 1,349 | 4,013 | 3,560 | 258 | 177 | 2,023 | 1,345 | 2,890 | 2,747 | 2,880 | 2,740 |
| 61 years..... | 4,378 | 3,467 | 3,526 | 2,890 | 852 | 577 | 2,880 | 2,492 | 132 | 96 | 847 | 577 | 519 | 302 | 519 | 302 |
| 62 years..... | 4,942 | 3,808 | 3,984 | 3,179 | 958 | 629 | 3,132 | 2,619 | 147 | 104 | 952 | 629 | 711 | 456 | 708 | 455 |
| 63 years..... | 4,963 | 3,733 | 4,040 | 3,124 | 923 | 609 | 3,154 | 2,581 | 177 | 90 | 919 | 608 | 713 | 454 | 710 | 454 |
| 64 years..... | 4,282 | 3,672 | 3,442 | 3,015 | 840 | 657 | 2,651 | 2,434 | 141 | 104 | 836 | 656 | 654 | 478 | 651 | 478 |
| 60 to 64 years.. | 27,749 | 22,509 | 22,129 | 18,688 | 5,620 | 3,821 | 15,330 | 13,686 | 855 | 571 | 5,577 | 3,815 | 5,487 | 4,437 | 5,468 | 4,429 |
| 65 years..... | 5,300 | 4,467 | 4,255 | 3,782 | 1,045 | 685 | 2,551 | 2,421 | 166 | 80 | 1,034 | 684 | 1,549 | 1,282 | 1,545 | 1,278 |
| 66 years..... | 3,712 | 2,960 | 2,913 | 2,407 | 799 | 553 | 2,291 | 2,001 | 129 | 79 | 797 | 552 | 495 | 328 | 494 | 327 |
| 67 years..... | 3,683 | 2,755 | 2,849 | 2,281 | 734 | 474 | 2,253 | 1,896 | 106 | 78 | 733 | 473 | 491 | 308 | 490 | 308 |
| 68 years..... | 2,886 | 2,453 | 2,312 | 2,022 | 574 | 431 | 1,788 | 1,599 | 75 | 68 | 572 | 430 | 451 | 356 | 451 | 356 |
| 69 years..... | 2,666 | 2,294 | 2,136 | 1,914 | 530 | 380 | 1,691 | 1,552 | 85 | 54 | 524 | 380 | 366 | 308 | 366 | 308 |
| 65 to 69 years.. | 18,147 | 14,929 | 14,465 | 12,406 | 3,682 | 2,523 | 10,574 | 9,469 | 561 | 359 | 3,660 | 2,519 | 3,852 | 2,532 | 3,846 | 2,577 |
| 70 years..... | 3,766 | 3,646 | 2,963 | 2,982 | 803 | 664 | 1,763 | 1,594 | 90 | 87 | 797 | 661 | 1,116 | 1,304 | 1,113 | 1,301 |
| 71 years..... | 1,873 | 1,531 | 1,520 | 1,298 | 353 | 233 | 1,293 | 1,093 | 59 | 53 | 352 | 233 | 169 | 152 | 169 | 152 |
| 72 years..... | 2,186 | 1,693 | 1,773 | 1,407 | 413 | 286 | 1,409 | 1,135 | 65 | 56 | 411 | 286 | 301 | 216 | 300 | 216 |
| 73 years..... | 1,710 | 1,477 | 1,342 | 1,220 | 368 | 257 | 1,081 | 1,001 | 58 | 30 | 368 | 257 | 203 | 189 | 203 | 189 |
| 74 years..... | 1,636 | 1,445 | 1,321 | 1,179 | 315 | 266 | 1,045 | 953 | 63 | 46 | 312 | 265 | 216 | 181 | 215 | 181 |
| 70 to 74 years.. | 11,171 | 9,792 | 8,919 | 8,086 | 2,252 | 1,706 | 6,591 | 5,776 | 335 | 272 | 2,240 | 1,702 | 2,005 | 2,042 | 2,000 | 2,039 |
| 75 years..... | 1,930 | 1,801 | 1,549 | 1,535 | 381 | 266 | 929 | 937 | 54 | 39 | 379 | 265 | 568 | 560 | 567 | 560 |
| 76 years..... | 1,246 | 1,080 | 1,001 | 893 | 245 | 187 | 766 | 713 | 51 | 40 | 244 | 187 | 185 | 140 | 185 | 140 |
| 77 years..... | 1,075 | 1,007 | 849 | 826 | 226 | 181 | 696 | 684 | 37 | 31 | 224 | 181 | 118 | 111 | 118 | 111 |
| 78 years..... | 1,011 | 851 | 778 | 673 | 233 | 178 | 565 | 503 | 36 | 26 | 232 | 178 | 178 | 144 | 178 | 144 |
| 79 years..... | 796 | 674 | 643 | 550 | 153 | 124 | 480 | 401 | 29 | 23 | 153 | 124 | 134 | 126 | 134 | 126 |
| 75 to 79 years.. | 6,058 | 5,413 | 4,820 | 4,477 | 1,238 | 936 | 3,436 | 3,238 | 207 | 159 | 1,232 | 935 | 1,183 | 1,081 | 1,182 | 1,081 |
| 80 years..... | 1,047 | 1,213 | 825 | 1,011 | 222 | 202 | 395 | 446 | 28 | 22 | 220 | 199 | 401 | 546 | 401 | 546 |
| 81 years..... | 550 | 406 | 428 | 336 | 122 | 70 | 346 | 260 | 24 | 19 | 121 | 68 | 59 | 59 | 59 | 59 |
| 82 years..... | 507 | 412 | 402 | 349 | 105 | 63 | 291 | 257 | 20 | 12 | 105 | 63 | 91 | 80 | 91 | 80 |
| 83 years..... | 338 | 289 | 273 | 234 | 65 | 55 | 200 | 180 | 20 | 13 | 65 | 54 | 53 | 42 | 53 | 42 |
| 84 years..... | 324 | 276 | 260 | 216 | 64 | 60 | 177 | 146 | 12 | 17 | 64 | 60 | 71 | 53 | 71 | 53 |
| 80 to 84 years.. | 2,766 | 2,596 | 2,188 | 2,146 | 578 | 450 | 1,412 | 1,289 | 104 | 83 | 575 | 444 | 675 | 780 | 675 | 780 |
| 85 years..... | 340 | 363 | 278 | 323 | 62 | 40 | 144 | 127 | 12 | 9 | 62 | 40 | 122 | 187 | 122 | 187 |
| 86 years..... | 223 | 208 | 177 | 160 | 46 | 48 | 102 | 104 | 14 | 7 | 46 | 48 | 61 | 49 | 60 | 49 |
| 87 years..... | 185 | 128 | 155 | 110 | 30 | 13 | 96 | 71 | 11 | 5 | 30 | 18 | 48 | 34 | 48 | 34 |
| 88 years..... | 137 | 157 | 107 | 126 | 30 | 31 | 70 | 77 | 2 | 7 | 29 | 30 | 36 | 43 | 36 | 43 |
| 89 years..... | 198 | 107 | 92 | 87 | 16 | 20 | 58 | 62 | 4 | 3 | 16 | 20 | 30 | 22 | 30 | 22 |
| 85 to 89 years.. | 993 | 963 | 809 | 806 | 184 | 157 | 470 | 441 | 43 | 31 | 183 | 156 | 297 | 335 | 296 | 335 |
| 90 years..... | 186 | 231 | 154 | 195 | 32 | 36 | 39 | 38 | 6 | 4 | 28 | 34 | 113 | 155 | 113 | 155 |
| 91 years..... | 44 | 33 | 34 | 25 | 10 | 8 | 16 | 13 | 3 | 2 | 8 | 8 | 17 | 12 | 17 | 12 |
| 92 years..... | 35 | 35 | 30 | 30 | 5 | 5 | 18 | 11 | 1 | 2 | 4 | 4 | 12 | 18 | 12 | 18 |
| 93 years..... | 18 | 37 | 15 | 33 | 3 | 4 | 6 | 14 | 2 | 2 | 3 | 4 | 7 | 7 | 7 | 19 |
| 94 years..... | 21 | 29 | 17 | 26 | 4 | 3 | 4 | 11 | 4 | 3 | 3 | 3 | 14 | 15 | 14 | 15 |
| 90 to 94 years.. | 304 | 365 | 250 | 309 | 54 | 56 | 83 | 87 | 12 | 6 | 46 | 53 | 163 | 219 | 163 | 219 |
| 95 years..... | 38 | 56 | 34 | 48 | 4 | 8 | 7 | 9 | | | 4 | 8 | 27 | 39 | 27 | 39 |
| 96 years..... | 23 | 30 | 21 | 20 | 2 | 10 | 2 | 5 | | | 2 | 10 | 19 | 15 | 19 | 15 |
| 97 years..... | 15 | 20 | 12 | 15 | 3 | 5 | 2 | 3 | | | 1 | 3 | 10 | 12 | 10 | 12 |
| 98 years..... | 20 | 28 | 19 | 25 | 1 | 3 | 5 | 6 | | | 2 | 3 | 12 | 19 | 12 | 19 |
| 99 years..... | 19 | 19 | 15 | 17 | 4 | 2 | 4 | 6 | | | 1 | 2 | 10 | 11 | 10 | 11 |
| 95 to 99 years.. | 115 | 153 | 101 | 125 | 14 | 28 | 20 | 29 | 3 | 1 | 14 | 27 | 78 | 96 | 78 | 96 |
| 100 years and over. | 100 | 172 | 87 | 153 | 13 | 19 | 3 | 16 | 2 | 1 | 13 | 11 | 82 | 144 | 82 | 144 |
| Age unknown.... | 6,852 | 5,274 | 6,215 | 4,795 | 637 | 479 | 3,035 | 1,553 | 209 | 169 | 619 | 466 | 2,939 | 3,086 | 2,933 | 3,086 |

¹ Persons of negro descent, Chinese, Japanese, and Indians.

² Includes all persons of negro descent.

STATISTICS OF POPULATION.

TABLE 2.—AGES OF THE AGGREGATE POPULATION, CLASSIFIED BY SEX, UTAH.

| AGES. | AGGREGATE. | | NATIVE BORN. | | FOREIGN BORN. | | NATIVE WHITE— NATIVE PARENTS. | | NATIVE WHITE— FOREIGN PARENTS. | | FOREIGN WHITE. | | TOTAL COLORED. ¹ | | NEGRO. ² | |
|-------------------|------------|---------------|--------------|---------------|---------------|---------------|----------------------------------|---------------|-----------------------------------|---------------|-------------------|---------------|--------------------------------|---------------|---------------------|---------------|
| | Males. | Fe- males. | Males. | Fe- males. | Males. | Fe- males. | Males. | Fe- males. | Males. | Fe- males. | Males. | Fe- males. | Males. | Fe- males. | Males. | Fe- males. |
| All ages | 141,687 | 135,062 | 114,014 | 108,958 | 27,673 | 26,104 | 58,488 | 50,588 | 58,757 | 56,878 | 26,728 | 26,076 | 2,764 | 1,520 | 454 | 218 |
| Under 1 month... | 369 | 377 | 369 | 377 | | | 222 | 235 | 146 | 140 | | | 1 | 2 | 1 | 1 |
| 1 to 2 months... | 815 | 814 | 815 | 814 | | | 486 | 513 | 322 | 296 | | | 7 | 5 | 1 | 1 |
| 3 to 5 months... | 1,159 | 1,067 | 1,157 | 1,065 | 2 | 2 | 717 | 628 | 433 | 425 | 2 | 2 | 7 | 12 | 3 | 2 |
| 6 to 8 months... | 1,208 | 1,151 | 1,208 | 1,149 | | | 737 | 729 | 463 | 413 | | | 2 | 7 | 1 | 1 |
| 9 to 11 months... | 1,134 | 1,082 | 1,134 | 1,081 | | 1 | 660 | 673 | 472 | 405 | | 1 | 2 | 3 | 1 | 2 |
| Under 1 year... | 4,685 | 4,491 | 4,688 | 4,486 | 2 | 5 | 2,822 | 2,778 | 1,836 | 1,679 | 2 | 5 | 25 | 29 | 4 | 7 |
| 1 year..... | 4,200 | 4,060 | 4,190 | 4,047 | 10 | 13 | 2,583 | 2,381 | 1,621 | 1,624 | 10 | 13 | 36 | 42 | 7 | 5 |
| 2 years..... | 4,324 | 3,934 | 4,309 | 3,975 | 15 | 9 | 2,516 | 2,280 | 1,755 | 1,659 | 15 | 9 | 38 | 36 | 4 | 6 |
| 3 years..... | 4,058 | 3,941 | 4,040 | 3,926 | 18 | 15 | 2,232 | 2,279 | 1,780 | 1,608 | 18 | 15 | 28 | 39 | 4 | 5 |
| 4 years..... | 4,110 | 3,999 | 4,086 | 3,977 | 24 | 22 | 2,270 | 2,184 | 1,782 | 1,751 | 24 | 22 | 34 | 42 | 4 | 4 |
| 1 to 4 years... | 16,692 | 15,984 | 16,625 | 15,925 | 67 | 59 | 9,551 | 9,124 | 6,938 | 6,642 | 67 | 59 | 136 | 159 | 15 | 20 |
| 5 years..... | 3,893 | 3,822 | 3,861 | 3,788 | 32 | 34 | 2,016 | 2,021 | 1,809 | 1,718 | 32 | 34 | 36 | 49 | 5 | 4 |
| 6 years..... | 4,087 | 3,944 | 4,065 | 3,904 | 22 | 40 | 2,121 | 2,071 | 1,820 | 1,794 | 22 | 40 | 24 | 39 | 4 | 4 |
| 7 years..... | 3,885 | 3,711 | 3,833 | 3,655 | 52 | 56 | 1,949 | 1,830 | 1,854 | 1,787 | 52 | 56 | 30 | 38 | 8 | 6 |
| 8 years..... | 3,926 | 3,810 | 3,868 | 3,746 | 58 | 64 | 1,938 | 1,860 | 1,890 | 1,850 | 58 | 64 | 40 | 36 | 2 | 2 |
| 9 years..... | 3,520 | 3,530 | 3,445 | 3,440 | 75 | 90 | 1,654 | 1,696 | 1,764 | 1,718 | 75 | 90 | 27 | 31 | 2 | 4 |
| 5 to 9 years... | 19,311 | 18,817 | 19,072 | 18,588 | 239 | 284 | 9,678 | 9,478 | 9,237 | 8,862 | 239 | 284 | 157 | 198 | 17 | 20 |
| 10 years..... | 3,486 | 3,523 | 3,402 | 3,434 | 84 | 89 | 1,569 | 1,677 | 1,801 | 1,726 | 84 | 89 | 32 | 31 | 2 | 3 |
| 11 years..... | 3,295 | 3,435 | 3,168 | 3,316 | 127 | 119 | 1,477 | 1,604 | 1,669 | 1,699 | 127 | 119 | 22 | 13 | 4 | 4 |
| 12 years..... | 3,372 | 3,367 | 3,235 | 3,216 | 137 | 151 | 1,460 | 1,441 | 1,750 | 1,749 | 137 | 151 | 25 | 26 | 2 | 2 |
| 13 years..... | 3,198 | 3,217 | 3,073 | 3,041 | 125 | 176 | 1,319 | 1,350 | 1,726 | 1,663 | 125 | 176 | 28 | 28 | 3 | 4 |
| 14 years..... | 3,288 | 3,189 | 3,118 | 3,009 | 175 | 180 | 1,303 | 1,251 | 1,774 | 1,733 | 174 | 180 | 37 | 25 | 4 | 5 |
| 10 to 14 years... | 16,639 | 16,731 | 15,991 | 16,016 | 648 | 715 | 7,128 | 7,323 | 8,720 | 8,570 | 647 | 715 | 144 | 123 | 15 | 18 |
| 15 years..... | 3,118 | 3,315 | 2,918 | 3,109 | 200 | 206 | 1,206 | 1,284 | 1,683 | 1,798 | 197 | 206 | 32 | 27 | 3 | 3 |
| 16 years..... | 3,046 | 3,161 | 2,859 | 2,955 | 187 | 206 | 1,069 | 1,141 | 1,755 | 1,786 | 179 | 206 | 48 | 28 | 5 | 1 |
| 17 years..... | 2,963 | 3,060 | 2,733 | 2,827 | 230 | 233 | 1,061 | 1,119 | 1,638 | 1,682 | 208 | 233 | 56 | 26 | 5 | 3 |
| 18 years..... | 2,778 | 2,803 | 2,500 | 2,546 | 278 | 257 | 908 | 968 | 1,561 | 1,546 | 239 | 257 | 70 | 32 | 5 | 4 |
| 19 years..... | 2,661 | 2,735 | 2,376 | 2,467 | 286 | 268 | 846 | 924 | 1,491 | 1,513 | 257 | 268 | 67 | 25 | 11 | 4 |
| 15 to 19 years... | 14,566 | 15,074 | 13,885 | 13,904 | 1,181 | 1,170 | 5,090 | 5,436 | 8,128 | 8,330 | 1,080 | 1,170 | 268 | 138 | 29 | 15 |
| 20 years..... | 2,622 | 2,763 | 2,319 | 2,417 | 303 | 336 | 848 | 882 | 1,420 | 1,493 | 287 | 333 | 67 | 45 | 16 | 6 |
| 21 years..... | 2,471 | 2,580 | 2,143 | 2,247 | 323 | 333 | 767 | 771 | 1,342 | 1,455 | 315 | 332 | 47 | 22 | 17 | 7 |
| 22 years..... | 2,404 | 2,475 | 2,060 | 2,120 | 344 | 355 | 664 | 720 | 1,335 | 1,386 | 317 | 355 | 88 | 14 | 37 | 4 |
| 23 years..... | 2,364 | 2,403 | 1,982 | 2,016 | 382 | 387 | 664 | 652 | 1,260 | 1,346 | 363 | 386 | 77 | 19 | 35 | 4 |
| 24 years..... | 2,229 | 2,333 | 1,856 | 1,985 | 373 | 343 | 647 | 654 | 1,164 | 1,302 | 344 | 348 | 74 | 29 | 37 | 6 |
| 20 to 24 years... | 12,090 | 12,544 | 10,365 | 10,785 | 1,725 | 1,759 | 3,590 | 3,679 | 6,521 | 6,982 | 1,626 | 1,784 | 353 | 129 | 130 | 23 |
| 25 years..... | 2,229 | 2,180 | 1,799 | 1,789 | 430 | 391 | 569 | 567 | 1,181 | 1,186 | 391 | 390 | 88 | 37 | 14 | 3 |
| 26 years..... | 2,123 | 1,982 | 1,720 | 1,629 | 408 | 353 | 594 | 540 | 1,096 | 1,065 | 382 | 351 | 51 | 26 | 12 | 3 |
| 27 years..... | 2,062 | 1,944 | 1,633 | 1,571 | 449 | 373 | 518 | 521 | 1,073 | 1,027 | 419 | 372 | 67 | 24 | 20 | 3 |
| 28 years..... | 2,080 | 1,943 | 1,663 | 1,546 | 417 | 397 | 549 | 496 | 1,073 | 1,034 | 402 | 396 | 51 | 17 | 12 | 5 |
| 29 years..... | 2,031 | 1,850 | 1,547 | 1,449 | 434 | 401 | 543 | 479 | 973 | 960 | 467 | 399 | 48 | 12 | 12 | 3 |
| 25 to 29 years... | 10,545 | 9,899 | 8,362 | 7,984 | 2,133 | 1,915 | 2,773 | 2,603 | 5,406 | 5,272 | 2,061 | 1,908 | 305 | 116 | 70 | 27 |
| 30 years..... | 2,270 | 2,013 | 1,740 | 1,522 | 530 | 491 | 592 | 494 | 1,096 | 993 | 510 | 491 | 72 | 35 | 9 | 5 |
| 31 years..... | 1,788 | 1,584 | 1,336 | 1,212 | 452 | 372 | 472 | 413 | 852 | 788 | 441 | 371 | 23 | 12 | 8 | 4 |
| 32 years..... | 1,890 | 1,708 | 1,340 | 1,276 | 550 | 432 | 484 | 403 | 834 | 861 | 524 | 431 | 48 | 16 | 9 | 3 |
| 33 years..... | 1,864 | 1,625 | 1,326 | 1,165 | 538 | 460 | 460 | 371 | 839 | 779 | 517 | 460 | 48 | 15 | 14 | 2 |
| 34 years..... | 1,853 | 1,624 | 1,240 | 1,150 | 613 | 474 | 437 | 382 | 777 | 755 | 593 | 474 | 46 | 13 | 11 | 4 |
| 30 to 34 years... | 9,665 | 8,554 | 6,982 | 6,325 | 2,683 | 2,229 | 2,445 | 2,060 | 4,898 | 4,176 | 2,585 | 2,227 | 237 | 91 | 51 | 18 |
| 35 years..... | 1,899 | 1,584 | 1,307 | 1,113 | 592 | 471 | 435 | 369 | 782 | 710 | 553 | 471 | 79 | 34 | 11 | 4 |
| 36 years..... | 1,738 | 1,465 | 1,162 | 977 | 576 | 488 | 453 | 341 | 690 | 619 | 554 | 488 | 41 | 17 | 6 | 6 |
| 37 years..... | 1,659 | 1,396 | 1,050 | 927 | 609 | 469 | 448 | 359 | 583 | 546 | 589 | 469 | 39 | 22 | 6 | 2 |
| 38 years..... | 1,718 | 1,392 | 1,083 | 922 | 635 | 470 | 433 | 397 | 580 | 509 | 610 | 469 | 45 | 17 | 7 | 5 |
| 39 years..... | 1,652 | 1,513 | 1,072 | 957 | 530 | 556 | 461 | 393 | 601 | 552 | 555 | 556 | 35 | 12 | 4 | 2 |
| 35 to 39 years... | 8,666 | 7,350 | 5,674 | 4,896 | 2,992 | 2,454 | 2,330 | 1,859 | 3,236 | 2,936 | 2,861 | 2,433 | 239 | 102 | 34 | 19 |
| 40 years..... | 1,891 | 1,590 | 1,144 | 988 | 747 | 602 | 487 | 427 | 613 | 517 | 713 | 600 | 78 | 46 | 8 | 6 |
| 41 years..... | 1,446 | 1,214 | 943 | 727 | 498 | 437 | 452 | 320 | 484 | 393 | 476 | 435 | 34 | 16 | 4 | 4 |
| 42 years..... | 1,543 | 1,335 | 932 | 774 | 611 | 561 | 417 | 340 | 489 | 420 | 586 | 560 | 51 | 15 | 4 | 6 |
| 43 years..... | 1,253 | 1,211 | 713 | 692 | 535 | 519 | 372 | 336 | 331 | 338 | 522 | 517 | 23 | 20 | 3 | 2 |
| 44 years..... | 1,217 | 1,087 | 683 | 592 | 534 | 495 | 358 | 314 | 312 | 270 | 516 | 495 | 31 | 8 | 7 | 2 |
| 40 to 44 years... | 7,350 | 6,437 | 4,425 | 3,773 | 2,925 | 2,664 | 2,086 | 1,737 | 2,229 | 1,938 | 2,813 | 2,657 | 222 | 105 | 26 | 20 |
| 45 years..... | 1,315 | 1,055 | 678 | 530 | 637 | 525 | 363 | 262 | 230 | 233 | 620 | 525 | 52 | 30 | 4 | 5 |
| 46 years..... | 1,104 | 922 | 548 | 417 | 553 | 505 | 321 | 229 | 215 | 133 | 545 | 505 | 23 | 5 | 1 | 1 |
| 47 years..... | 1,096 | 819 | 509 | 429 | 587 | 490 | 301 | 262 | 139 | 152 | 567 | 490 | 39 | 15 | 5 | 1 |
| 48 years..... | 838 | 900 | 405 | 377 | 483 | 523 | 247 | 220 | 145 | 148 | 469 | 522 | 26 | 10 | 5 | 3 |
| 49 years..... | 993 | 823 | 446 | 324 | 547 | 504 | 279 | 208 | 150 | 103 | 523 | 504 | 36 | 13 | 3 | 2 |
| 45 to 49 years... | 5,396 | 4,624 | 2,584 | 2,077 | 2,312 | 2,547 | 1,511 | 1,181 | 980 | 824 | 2,729 | 2,546 | 176 | 73 | 18 | 12 |

¹ Persons of negro descent, Chinese, Japanese, and Indians.

² Includes all persons of negro descent.

GENERAL NATIVITY, AND COLOR, BY STATES AND TERRITORIES: 1900—Continued.

UTAH.

| AGES. | AGGREGATE. | | NATIVE BORN. | | FOREIGN BORN. | | NATIVE WHITE— NATIVE PARENTS. | | NATIVE WHITE— FOREIGN PARENTS. | | FOREIGN WHITE. | | TOTAL COLORED. ¹ | | NEGRO. ² | |
|---------------------|------------|---------------|--------------|---------------|---------------|---------------|----------------------------------|---------------|-----------------------------------|---------------|-------------------|---------------|--------------------------------|---------------|---------------------|---------------|
| | Males. | Fe- males. | Males. | Fe- males. | Males. | Fe- males. | Males. | Fe- males. | Males. | Fe- males. | Males. | Fe- males. | Males. | Fe- males. | Males. | Fe- males. |
| 50 years..... | 1,254 | 939 | 552 | 360 | 702 | 579 | 349 | 241 | 166 | 85 | 657 | 578 | 82 | 35 | 6 | 3 |
| 51 years..... | 890 | 717 | 369 | 264 | 521 | 453 | 256 | 193 | 104 | 63 | 508 | 452 | 22 | 4 | 4 | 1 |
| 52 years..... | 901 | 714 | 373 | 228 | 528 | 486 | 272 | 149 | 86 | 67 | 510 | 484 | 33 | 14 | 1 | 1 |
| 53 years..... | 775 | 639 | 324 | 202 | 451 | 437 | 226 | 151 | 84 | 45 | 434 | 437 | 31 | 6 | 2 | |
| 54 years..... | 799 | 601 | 296 | 191 | 503 | 410 | 215 | 152 | 74 | 33 | 430 | 410 | 30 | 6 | 4 | |
| 50 to 54 years.. | 4,619 | 3,610 | 1,914 | 1,245 | 2,705 | 2,365 | 1,318 | 886 | 514 | 298 | 2,589 | 2,361 | 198 | 65 | 17 | 5 |
| 55 years..... | 767 | 677 | 295 | 205 | 472 | 472 | 201 | 143 | 79 | 50 | 458 | 472 | 29 | 12 | 1 | 1 |
| 56 years..... | 703 | 657 | 232 | 189 | 471 | 468 | 169 | 147 | 56 | 35 | 459 | 468 | 19 | 7 | 4 | 3 |
| 57 years..... | 598 | 572 | 223 | 170 | 375 | 402 | 160 | 137 | 48 | 26 | 362 | 402 | 28 | 7 | 1 | |
| 58 years..... | 590 | 532 | 209 | 154 | 381 | 378 | 161 | 119 | 40 | 28 | 377 | 378 | 12 | 7 | 1 | 1 |
| 59 years..... | 581 | 553 | 184 | 177 | 397 | 376 | 146 | 144 | 32 | 25 | 393 | 376 | 10 | 8 | 1 | |
| 55 to 59 years.. | 3,239 | 2,991 | 1,143 | 895 | 2,096 | 2,096 | 837 | 690 | 255 | 164 | 2,049 | 2,096 | 98 | 41 | 8 | 5 |
| 60 years..... | 686 | 658 | 230 | 177 | 456 | 481 | 167 | 131 | 43 | 24 | 448 | 481 | 28 | 22 | 3 | |
| 61 years..... | 443 | 482 | 146 | 137 | 297 | 345 | 114 | 113 | 25 | 17 | 289 | 345 | 15 | 7 | 1 | 1 |
| 62 years..... | 493 | 497 | 191 | 146 | 302 | 351 | 157 | 126 | 26 | 12 | 297 | 351 | 13 | 8 | 2 | |
| 63 years..... | 513 | 529 | 179 | 157 | 339 | 372 | 152 | 128 | 23 | 22 | 337 | 372 | 6 | 7 | 1 | |
| 64 years..... | 521 | 466 | 171 | 111 | 350 | 355 | 143 | 96 | 24 | 14 | 349 | 355 | 5 | 1 | | |
| 60 to 64 years.. | 2,661 | 2,632 | 917 | 728 | 1,744 | 1,904 | 733 | 594 | 141 | 89 | 1,720 | 1,904 | 67 | 45 | 7 | 1 |
| 65 years..... | 489 | 451 | 155 | 132 | 334 | 319 | 114 | 105 | 18 | 8 | 333 | 319 | 24 | 19 | 2 | |
| 66 years..... | 408 | 427 | 124 | 111 | 284 | 316 | 106 | 108 | 16 | 6 | 234 | 316 | 2 | 2 | | |
| 67 years..... | 419 | 422 | 127 | 107 | 292 | 315 | 108 | 97 | 14 | 6 | 231 | 315 | 6 | 4 | 1 | |
| 68 years..... | 346 | 347 | 111 | 80 | 235 | 267 | 99 | 72 | 10 | 7 | 235 | 267 | 2 | 1 | 1 | 1 |
| 69 years..... | 369 | 375 | 106 | 86 | 263 | 289 | 89 | 76 | 14 | 6 | 263 | 289 | 3 | 4 | 1 | |
| 65 to 69 years.. | 2,031 | 2,022 | 623 | 516 | 1,408 | 1,506 | 516 | 453 | 72 | 33 | 1,406 | 1,506 | 37 | 30 | 5 | 1 |
| 70 years..... | 405 | 387 | 120 | 99 | 285 | 288 | 89 | 84 | 14 | 5 | 234 | 288 | 18 | 10 | 2 | |
| 71 years..... | 255 | 231 | 64 | 62 | 191 | 169 | 53 | 59 | 9 | 3 | 191 | 169 | 2 | | | |
| 72 years..... | 285 | 284 | 80 | 59 | 205 | 225 | 62 | 51 | 15 | 6 | 204 | 225 | 4 | 2 | 1 | |
| 73 years..... | 302 | 289 | 71 | 53 | 231 | 236 | 62 | 49 | 5 | 3 | 231 | 236 | 4 | 1 | | |
| 74 years..... | 223 | 250 | 55 | 42 | 168 | 208 | 50 | 33 | 5 | 9 | 168 | 208 | | | | |
| 70 to 74 years.. | 1,470 | 1,441 | 390 | 315 | 1,080 | 1,126 | 316 | 276 | 48 | 26 | 1,078 | 1,126 | 28 | 13 | 3 | |
| 75 years..... | 224 | 237 | 55 | 50 | 169 | 187 | 45 | 37 | 6 | 4 | 169 | 187 | 4 | 9 | | 1 |
| 76 years..... | 177 | 221 | 44 | 40 | 133 | 181 | 37 | 33 | 7 | 6 | 133 | 181 | | 1 | | |
| 77 years..... | 213 | 181 | 50 | 37 | 163 | 144 | 43 | 34 | 5 | 2 | 163 | 144 | 2 | 1 | | |
| 78 years..... | 158 | 179 | 36 | 30 | 122 | 149 | 32 | 22 | 3 | 6 | 122 | 149 | 1 | 2 | | 1 |
| 79 years..... | 136 | 142 | 45 | 30 | 91 | 112 | 39 | 23 | 5 | 5 | 91 | 112 | 1 | 2 | | |
| 75 to 79 years.. | 908 | 960 | 230 | 187 | 678 | 773 | 196 | 149 | 26 | 23 | 678 | 773 | 8 | 15 | | 2 |
| 80 years..... | 130 | 142 | 32 | 29 | 98 | 113 | 24 | 20 | 2 | 6 | 98 | 113 | 6 | 3 | | |
| 81 years..... | 89 | 104 | 23 | 20 | 66 | 84 | 21 | 18 | 2 | 2 | 66 | 84 | | | | |
| 82 years..... | 72 | 73 | 19 | 13 | 53 | 55 | 16 | 16 | 2 | 2 | 53 | 55 | 1 | | | |
| 83 years..... | 58 | 64 | 17 | 12 | 41 | 52 | 17 | 10 | | 1 | 41 | 52 | | 1 | | |
| 84 years..... | 59 | 75 | 19 | 20 | 40 | 55 | 17 | 17 | 2 | 3 | 40 | 55 | | | | |
| 80 to 84 years.. | 408 | 458 | 110 | 99 | 298 | 359 | 95 | 81 | 8 | 14 | 298 | 359 | 7 | 4 | | |
| 85 years..... | 53 | 50 | 21 | 16 | 32 | 34 | 19 | 16 | 1 | | 32 | 34 | 1 | | 1 | |
| 86 years..... | 24 | 30 | 6 | 8 | 18 | 22 | 6 | 3 | | | 18 | 22 | | | | |
| 87 years..... | 24 | 21 | 5 | 4 | 19 | 17 | 3 | 4 | 2 | | 19 | 17 | | | | |
| 88 years..... | 14 | 27 | 1 | 7 | 13 | 20 | 1 | 7 | | | 13 | 19 | | 1 | | |
| 89 years..... | 8 | 13 | 2 | 8 | 6 | 5 | 2 | 7 | | 1 | 6 | 5 | | | | |
| 85 to 89 years.. | 123 | 141 | 35 | 43 | 88 | 98 | 31 | 42 | 3 | 1 | 88 | 97 | 1 | 1 | 1 | 1 |
| 90 years..... | 15 | 19 | 7 | 2 | 8 | 17 | 4 | 1 | 1 | 1 | 8 | 17 | 2 | | | |
| 91 years..... | 6 | 4 | 2 | 1 | 4 | 3 | 1 | | 1 | 1 | 4 | 3 | | | | |
| 92 years..... | 3 | 6 | 1 | 2 | 2 | 4 | 1 | 1 | | | 2 | 4 | | 1 | | |
| 93 years..... | 6 | 6 | 4 | | 2 | 6 | 2 | | 1 | | 2 | 6 | 1 | | | |
| 94 years..... | 2 | 5 | | 2 | 2 | 3 | | 2 | | | 2 | 3 | | | | |
| 90 to 94 years.. | 32 | 40 | 14 | 7 | 18 | 33 | 8 | 4 | 3 | 2 | 18 | 33 | 3 | 1 | | |
| 95 years..... | 2 | 3 | | 2 | 2 | 1 | | 2 | | | 2 | 1 | | | | |
| 96 years..... | | 2 | | | | 2 | | | | | | 2 | | | | |
| 97 years..... | 1 | 3 | | 2 | 1 | 1 | | 1 | | | 1 | 1 | | 1 | | |
| 98 years..... | 1 | | 1 | | | | | | 1 | | | | | | | |
| 99 years..... | 2 | | | | 2 | | | | | | 2 | | | | | |
| 95 to 99 years.. | 6 | 8 | 1 | 4 | 5 | 4 | | 3 | 1 | | 5 | 4 | | 1 | | |
| 100 years and over. | 4 | 3 | 3 | 3 | 1 | | | | | | | | 4 | 3 | | |
| Age unknown.... | 581 | 251 | 486 | 212 | 95 | 39 | 334 | 152 | 57 | 17 | 89 | 39 | 51 | 43 | 4 | 4 |

¹ Persons of negro descent, Chinese, Japanese, and Indians.

² Includes all persons of negro descent.

STATISTICS OF POPULATION.

TABLE 2.—AGES OF THE AGGREGATE POPULATION, CLASSIFIED BY SEX, VERMONT.

| AGES. | AGGREGATE. | | NATIVE BORN. | | FOREIGN BORN. | | NATIVE WHITE— NATIVE PARENTS. | | NATIVE WHITE— FOREIGN PARENTS. | | FOREIGN WHITE. | | TOTAL COLORED. ¹ | | NEGRO. ² | |
|--------------------|------------|---------------|--------------|---------------|---------------|---------------|----------------------------------|---------------|-----------------------------------|---------------|-------------------|---------------|--------------------------------|---------------|---------------------|---------------|
| | Males. | Fe- males. | Males. | Fe- males. | Males. | Fe- males. | Males. | Fe- males. | Males. | Fe- males. | Males. | Fe- males. | Males. | Fe- males. | Males. | Fe- males. |
| All ages ... | 175,138 | 168,503 | 150,582 | 148,312 | 24,556 | 20,191 | 113,745 | 111,636 | 36,388 | 36,308 | 24,508 | 20,186 | 497 | 873 | 454 | 372 |
| Under 1 month... | 800 | 322 | 298 | 320 | 2 | 2 | 211 | 213 | 86 | 106 | 2 | 2 | 1 | 1 | 1 | 1 |
| 1 to 2 months.... | 645 | 587 | 643 | 584 | 2 | 3 | 436 | 404 | 206 | 179 | 2 | 3 | 1 | 1 | 1 | 1 |
| 3 to 5 months.... | 793 | 767 | 783 | 760 | 10 | 7 | 543 | 524 | 238 | 236 | 10 | 7 | 1 | 1 | 2 | 1 |
| 6 to 8 months.... | 802 | 773 | 793 | 769 | 4 | 4 | 556 | 551 | 241 | 217 | 4 | 4 | 1 | 1 | 1 | 1 |
| 9 to 11 months.... | 914 | 892 | 906 | 841 | 8 | 11 | 660 | 605 | 253 | 236 | 8 | 11 | 3 | 3 | 3 | 3 |
| Under 1 year.. | 3,454 | 3,301 | 3,428 | 3,274 | 26 | 27 | 2,396 | 2,297 | 1,024 | 974 | 26 | 27 | 8 | 3 | 8 | 3 |
| 1 year..... | 3,206 | 3,152 | 3,160 | 3,112 | 46 | 40 | 2,202 | 2,178 | 950 | 923 | 46 | 40 | 8 | 11 | 7 | 11 |
| 2 years..... | 3,266 | 3,305 | 3,219 | 3,250 | 47 | 55 | 2,266 | 2,261 | 944 | 930 | 47 | 55 | 9 | 9 | 9 | 9 |
| 3 years..... | 3,296 | 3,315 | 3,251 | 3,264 | 45 | 51 | 2,252 | 2,303 | 994 | 950 | 45 | 51 | 5 | 6 | 5 | 6 |
| 4 years..... | 3,314 | 3,243 | 3,236 | 3,168 | 78 | 75 | 2,278 | 2,234 | 951 | 924 | 78 | 75 | 7 | 10 | 7 | 10 |
| 1 to 4 years ... | 13,082 | 13,015 | 12,866 | 12,794 | 216 | 221 | 8,998 | 8,981 | 3,839 | 3,777 | 216 | 221 | 29 | 36 | 28 | 36 |
| 5 years..... | 3,356 | 3,220 | 3,258 | 3,136 | 98 | 84 | 2,339 | 2,211 | 910 | 915 | 98 | 84 | 9 | 10 | 9 | 10 |
| 6 years..... | 3,250 | 3,237 | 3,165 | 3,153 | 85 | 84 | 2,250 | 2,200 | 909 | 945 | 85 | 84 | 6 | 8 | 6 | 8 |
| 7 years..... | 3,192 | 3,235 | 3,081 | 3,121 | 111 | 114 | 2,155 | 2,154 | 920 | 959 | 111 | 114 | 6 | 8 | 6 | 8 |
| 8 years..... | 3,155 | 3,082 | 3,038 | 2,970 | 117 | 112 | 2,154 | 2,097 | 879 | 862 | 117 | 112 | 5 | 11 | 5 | 11 |
| 9 years..... | 3,121 | 2,998 | 2,973 | 2,852 | 148 | 146 | 2,126 | 2,038 | 844 | 807 | 148 | 146 | 3 | 7 | 3 | 7 |
| 5 to 9 years ... | 16,074 | 15,772 | 15,515 | 15,232 | 559 | 540 | 11,024 | 10,700 | 4,462 | 4,488 | 559 | 540 | 29 | 44 | 29 | 44 |
| 10 years..... | 3,168 | 3,112 | 3,017 | 2,971 | 151 | 141 | 2,139 | 2,141 | 872 | 825 | 151 | 141 | 6 | 5 | 6 | 5 |
| 11 years..... | 2,990 | 2,876 | 2,825 | 2,704 | 165 | 172 | 2,005 | 1,933 | 811 | 763 | 165 | 172 | 9 | 8 | 9 | 8 |
| 12 years..... | 3,064 | 2,970 | 2,895 | 2,813 | 169 | 157 | 2,073 | 2,024 | 814 | 782 | 169 | 157 | 8 | 7 | 8 | 7 |
| 13 years..... | 3,043 | 2,898 | 2,847 | 2,723 | 136 | 175 | 2,036 | 1,972 | 801 | 746 | 136 | 175 | 10 | 5 | 10 | 5 |
| 14 years..... | 3,066 | 2,992 | 2,870 | 2,786 | 196 | 206 | 2,076 | 1,959 | 785 | 821 | 196 | 206 | 9 | 6 | 8 | 6 |
| 10 to 14 years.. | 15,831 | 14,848 | 14,454 | 13,997 | 877 | 851 | 10,329 | 10,029 | 4,083 | 3,927 | 877 | 851 | 42 | 31 | 41 | 31 |
| 15 years..... | 3,220 | 2,999 | 2,965 | 2,769 | 255 | 230 | 2,148 | 1,972 | 809 | 788 | 255 | 230 | 8 | 9 | 8 | 9 |
| 16 years..... | 3,197 | 2,917 | 2,957 | 2,704 | 240 | 213 | 2,120 | 1,889 | 828 | 806 | 239 | 213 | 10 | 9 | 10 | 9 |
| 17 years..... | 3,047 | 2,893 | 2,735 | 2,638 | 312 | 255 | 1,952 | 1,918 | 778 | 713 | 310 | 255 | 7 | 7 | 7 | 7 |
| 18 years..... | 3,162 | 3,086 | 2,812 | 2,798 | 350 | 288 | 2,082 | 2,039 | 767 | 747 | 350 | 288 | 13 | 12 | 13 | 12 |
| 19 years..... | 3,109 | 2,836 | 2,738 | 2,567 | 371 | 269 | 1,973 | 1,856 | 752 | 703 | 371 | 269 | 13 | 8 | 12 | 8 |
| 15 to 19 years.. | 15,735 | 14,731 | 14,207 | 13,476 | 1,528 | 1,255 | 10,225 | 9,674 | 3,934 | 3,757 | 1,525 | 1,255 | 51 | 45 | 50 | 45 |
| 20 years..... | 3,106 | 3,017 | 2,647 | 2,691 | 459 | 326 | 1,916 | 1,952 | 722 | 733 | 459 | 326 | 9 | 6 | 9 | 6 |
| 21 years..... | 3,024 | 2,771 | 2,621 | 2,467 | 403 | 304 | 1,932 | 1,832 | 679 | 628 | 402 | 304 | 11 | 7 | 8 | 7 |
| 22 years..... | 2,966 | 2,980 | 2,535 | 2,611 | 431 | 369 | 1,834 | 1,872 | 689 | 729 | 430 | 369 | 13 | 10 | 13 | 10 |
| 23 years..... | 2,931 | 2,863 | 2,452 | 2,508 | 479 | 355 | 1,785 | 1,795 | 657 | 704 | 479 | 355 | 10 | 9 | 10 | 9 |
| 24 years..... | 2,935 | 2,868 | 2,445 | 2,466 | 490 | 402 | 1,724 | 1,722 | 711 | 738 | 488 | 402 | 12 | 6 | 11 | 6 |
| 20 to 24 years.. | 14,962 | 14,499 | 12,700 | 12,743 | 2,262 | 1,756 | 9,191 | 9,173 | 3,458 | 3,532 | 2,258 | 1,756 | 55 | 38 | 51 | 38 |
| 25 years..... | 2,977 | 2,884 | 2,452 | 2,467 | 525 | 417 | 1,768 | 1,773 | 678 | 688 | 523 | 417 | 8 | 6 | 6 | 6 |
| 26 years..... | 2,738 | 2,633 | 2,237 | 2,317 | 451 | 371 | 1,654 | 1,619 | 628 | 694 | 449 | 371 | 7 | 4 | 5 | 4 |
| 27 years..... | 2,815 | 2,721 | 2,263 | 2,356 | 552 | 365 | 1,593 | 1,634 | 654 | 715 | 551 | 365 | 17 | 7 | 16 | 7 |
| 28 years..... | 2,947 | 2,723 | 2,343 | 2,330 | 604 | 393 | 1,669 | 1,629 | 662 | 697 | 603 | 393 | 13 | 4 | 13 | 4 |
| 29 years..... | 2,711 | 2,499 | 2,219 | 2,143 | 492 | 356 | 1,601 | 1,513 | 613 | 620 | 492 | 356 | 5 | 10 | 5 | 10 |
| 25 to 29 years.. | 14,188 | 13,520 | 11,564 | 11,613 | 2,624 | 1,907 | 8,285 | 8,168 | 3,285 | 3,414 | 2,618 | 1,907 | 50 | 31 | 45 | 31 |
| 30 years..... | 3,057 | 2,793 | 2,425 | 2,377 | 629 | 416 | 1,747 | 1,684 | 673 | 679 | 627 | 416 | 10 | 14 | 9 | 14 |
| 31 years..... | 2,808 | 2,241 | 1,904 | 1,934 | 404 | 307 | 1,417 | 1,376 | 479 | 552 | 404 | 307 | 8 | 6 | 8 | 6 |
| 32 years..... | 2,671 | 2,455 | 2,137 | 2,092 | 534 | 363 | 1,566 | 1,507 | 567 | 579 | 531 | 363 | 7 | 6 | 6 | 6 |
| 33 years..... | 2,550 | 2,369 | 2,062 | 2,002 | 438 | 367 | 1,492 | 1,438 | 564 | 514 | 487 | 367 | 7 | 4 | 6 | 4 |
| 34 years..... | 2,375 | 2,258 | 1,892 | 1,855 | 433 | 403 | 1,388 | 1,330 | 496 | 521 | 481 | 403 | 10 | 4 | 8 | 4 |
| 30 to 34 years.. | 12,961 | 12,116 | 10,423 | 10,260 | 2,538 | 1,856 | 7,610 | 7,385 | 2,779 | 2,845 | 2,530 | 1,856 | 42 | 30 | 35 | 30 |
| 35 years..... | 2,493 | 2,317 | 1,889 | 1,914 | 604 | 403 | 1,372 | 1,321 | 512 | 588 | 601 | 403 | 8 | 5 | 5 | 5 |
| 36 years..... | 2,201 | 2,053 | 1,730 | 1,674 | 471 | 379 | 1,272 | 1,214 | 454 | 456 | 468 | 379 | 7 | 4 | 4 | 4 |
| 37 years..... | 2,150 | 2,143 | 1,714 | 1,779 | 436 | 364 | 1,233 | 1,295 | 478 | 479 | 436 | 364 | 3 | 5 | 2 | 5 |
| 38 years..... | 2,520 | 2,369 | 2,002 | 1,981 | 518 | 388 | 1,473 | 1,399 | 523 | 573 | 517 | 388 | 7 | 4 | 6 | 4 |
| 39 years..... | 2,314 | 2,237 | 1,885 | 1,869 | 429 | 368 | 1,379 | 1,333 | 503 | 533 | 426 | 367 | 6 | 4 | 4 | 4 |
| 35 to 39 years.. | 11,673 | 11,119 | 9,220 | 9,217 | 2,458 | 1,902 | 6,729 | 6,562 | 2,470 | 2,634 | 2,448 | 1,901 | 31 | 22 | 21 | 22 |
| 40 years..... | 2,646 | 2,379 | 2,044 | 1,979 | 602 | 400 | 1,468 | 1,437 | 568 | 534 | 598 | 400 | 12 | 8 | 10 | 8 |
| 41 years..... | 1,876 | 1,814 | 1,590 | 1,550 | 286 | 264 | 1,188 | 1,159 | 397 | 389 | 286 | 264 | 5 | 2 | 5 | 2 |
| 42 years..... | 2,225 | 2,035 | 1,813 | 1,708 | 406 | 329 | 1,342 | 1,243 | 475 | 453 | 405 | 329 | 3 | 5 | 2 | 5 |
| 43 years..... | 1,946 | 1,952 | 1,595 | 1,633 | 351 | 319 | 1,202 | 1,224 | 386 | 404 | 349 | 318 | 3 | 6 | 2 | 6 |
| 44 years..... | 2,097 | 1,988 | 1,754 | 1,634 | 343 | 304 | 1,331 | 1,195 | 421 | 437 | 343 | 304 | 2 | 2 | 2 | 2 |
| 40 to 44 years.. | 10,790 | 10,118 | 8,802 | 8,502 | 1,988 | 1,616 | 6,531 | 6,258 | 2,247 | 2,222 | 1,981 | 1,615 | 31 | 23 | 27 | 23 |
| 45 years..... | 2,152 | 1,929 | 1,691 | 1,572 | 461 | 357 | 1,265 | 1,175 | 419 | 390 | 458 | 357 | 10 | 7 | 7 | 7 |
| 46 years..... | 1,839 | 1,734 | 1,509 | 1,456 | 330 | 278 | 1,139 | 1,130 | 364 | 322 | 328 | 278 | 8 | 4 | 7 | 4 |
| 47 years..... | 1,956 | 1,801 | 1,618 | 1,504 | 338 | 297 | 1,256 | 1,163 | 356 | 333 | 337 | 296 | 7 | 4 | 6 | 4 |
| 48 years..... | 2,003 | 1,828 | 1,595 | 1,485 | 408 | 343 | 1,237 | 1,167 | 352 | 317 | 407 | 343 | 7 | 1 | 6 | 1 |
| 49 years..... | 1,881 | 1,736 | 1,522 | 1,453 | 359 | 278 | 1,212 | 1,152 | 305 | 301 | 357 | 278 | 7 | 5 | 6 | 5 |
| 45 to 49 years.. | 9,831 | 9,028 | 7,935 | 7,475 | 1,896 | 1,533 | 6,109 | 5,787 | 1,796 | 1,668 | 1,887 | 1,552 | 39 | 21 | 32 | 21 |

¹ Persons of negro descent, Chinese, Japanese, and Indians.

² Includes all persons of negro descent.

GENERAL NATIVITY, AND COLOR, BY STATES AND TERRITORIES: 1900—Continued.

VERMONT.

| AGES. | AGGREGATE. | | NATIVE BORN. | | FOREIGN BORN. | | NATIVE WHITE— NATIVE PARENTS. | | NATIVE WHITE— FOREIGN PARENTS. | | FOREIGN WHITE. | | TOTAL COLORED. ¹ | | NEGRO. ² | |
|---------------------|------------|---------------|--------------|---------------|---------------|---------------|----------------------------------|---------------|-----------------------------------|---------------|-------------------|---------------|--------------------------------|---------------|---------------------|---------------|
| | Males. | Fe- males. | Males. | Fe- males. | Males. | Fe- males. | Males. | Fe- males. | Males. | Fe- males. | Males. | Fe- males. | Males. | Fe- males. | Males. | Fe- males. |
| 50 years..... | 2,149 | 1,956 | 1,655 | 1,573 | 494 | 383 | 1,345 | 1,264 | 301 | 308 | 494 | 383 | 9 | 1 | 9 | 1 |
| 51 years..... | 1,513 | 1,493 | 1,257 | 1,263 | 256 | 230 | 1,047 | 1,067 | 207 | 193 | 256 | 230 | 3 | 3 | 3 | 3 |
| 52 years..... | 1,793 | 1,704 | 1,408 | 1,389 | 385 | 315 | 1,176 | 1,147 | 229 | 237 | 385 | 315 | 3 | 5 | 3 | 5 |
| 53 years..... | 1,627 | 1,593 | 1,296 | 1,300 | 331 | 293 | 1,098 | 1,103 | 194 | 197 | 331 | 293 | 4 | 4 | 4 | 4 |
| 54 years..... | 1,655 | 1,642 | 1,286 | 1,342 | 327 | 306 | 1,130 | 1,149 | 195 | 191 | 327 | 305 | 3 | 3 | 3 | 3 |
| 50 to 54 years.. | 8,737 | 8,394 | 6,944 | 6,867 | 1,793 | 1,527 | 5,796 | 5,730 | 1,126 | 1,126 | 1,793 | 1,526 | 22 | 12 | 22 | 12 |
| 55 years..... | 1,700 | 1,647 | 1,314 | 1,321 | 386 | 326 | 1,127 | 1,136 | 182 | 183 | 386 | 325 | 5 | 3 | 4 | 3 |
| 56 years..... | 1,529 | 1,561 | 1,211 | 1,262 | 318 | 299 | 1,032 | 1,091 | 172 | 170 | 318 | 299 | 7 | 1 | 7 | 1 |
| 57 years..... | 1,378 | 1,474 | 1,114 | 1,226 | 264 | 248 | 947 | 1,084 | 160 | 141 | 264 | 248 | 7 | 1 | 6 | 1 |
| 58 years..... | 1,461 | 1,431 | 1,186 | 1,144 | 275 | 287 | 1,023 | 1,010 | 157 | 134 | 275 | 287 | 6 | | 6 | |
| 59 years..... | 1,592 | 1,323 | 1,146 | 1,103 | 246 | 220 | 1,007 | 960 | 136 | 143 | 246 | 220 | 3 | | 3 | |
| 55 to 59 years.. | 7,460 | 7,436 | 5,971 | 6,056 | 1,489 | 1,380 | 5,136 | 5,281 | 807 | 771 | 1,489 | 1,379 | 28 | 5 | 27 | 5 |
| 60 years..... | 1,558 | 1,562 | 1,203 | 1,213 | 355 | 349 | 1,064 | 1,055 | 133 | 154 | 355 | 349 | 6 | 4 | 6 | 4 |
| 61 years..... | 1,107 | 1,099 | 933 | 933 | 174 | 166 | 856 | 832 | 75 | 99 | 174 | 166 | 2 | 2 | 1 | 1 |
| 62 years..... | 1,266 | 1,271 | 1,019 | 1,058 | 247 | 213 | 930 | 951 | 87 | 106 | 247 | 213 | 2 | 1 | 2 | 1 |
| 63 years..... | 1,288 | 1,215 | 1,052 | 1,013 | 236 | 202 | 947 | 926 | 104 | 87 | 236 | 202 | 1 | | 1 | |
| 64 years..... | 1,250 | 1,211 | 1,031 | 979 | 219 | 232 | 952 | 887 | 77 | 90 | 219 | 232 | 2 | 2 | 2 | 2 |
| 60 to 64 years.. | 6,469 | 6,358 | 5,238 | 5,196 | 1,231 | 1,162 | 4,749 | 4,651 | 476 | 536 | 1,231 | 1,162 | 13 | 9 | 12 | 8 |
| 65 years..... | 1,199 | 1,247 | 918 | 947 | 281 | 300 | 856 | 870 | 58 | 74 | 281 | 300 | 4 | 3 | 4 | 3 |
| 66 years..... | 994 | 1,057 | 802 | 855 | 192 | 202 | 751 | 786 | 49 | 69 | 192 | 202 | 2 | | 2 | |
| 67 years..... | 1,025 | 1,053 | 821 | 856 | 204 | 197 | 751 | 810 | 68 | 45 | 204 | 197 | 2 | 1 | 2 | 1 |
| 68 years..... | 865 | 960 | 706 | 776 | 159 | 184 | 655 | 728 | 50 | 48 | 159 | 184 | 1 | | 1 | |
| 69 years..... | 823 | 853 | 689 | 703 | 139 | 160 | 639 | 658 | 50 | 45 | 139 | 160 | | | | |
| 65 to 69 years.. | 4,911 | 5,180 | 3,986 | 4,137 | 975 | 1,043 | 3,652 | 3,852 | 275 | 281 | 975 | 1,043 | 9 | 4 | 9 | 4 |
| 70 years..... | 1,036 | 1,014 | 756 | 753 | 330 | 261 | 700 | 712 | 55 | 41 | 330 | 261 | 1 | | 1 | |
| 71 years..... | 732 | 726 | 594 | 613 | 138 | 113 | 571 | 583 | 21 | 27 | 138 | 113 | 1 | 3 | 2 | 3 |
| 72 years..... | 823 | 728 | 639 | 595 | 184 | 133 | 607 | 568 | 31 | 25 | 184 | 133 | 1 | 2 | 1 | 2 |
| 73 years..... | 774 | 650 | 613 | 545 | 161 | 105 | 575 | 512 | 37 | 33 | 161 | 105 | 1 | | 1 | |
| 74 years..... | 682 | 644 | 549 | 529 | 133 | 115 | 518 | 499 | 30 | 28 | 133 | 115 | 1 | 2 | 1 | 2 |
| 70 to 74 years.. | 4,097 | 3,762 | 3,151 | 3,035 | 946 | 727 | 2,971 | 2,874 | 174 | 154 | 946 | 727 | 6 | 7 | 6 | 7 |
| 75 years..... | 690 | 679 | 513 | 539 | 177 | 140 | 489 | 511 | 24 | 26 | 177 | 140 | | 2 | | 2 |
| 76 years..... | 596 | 578 | 482 | 495 | 114 | 83 | 459 | 474 | 22 | 18 | 113 | 83 | 2 | 3 | 1 | 3 |
| 77 years..... | 507 | 467 | 426 | 412 | 81 | 55 | 403 | 389 | 23 | 23 | 81 | 55 | | | | |
| 78 years..... | 503 | 480 | 400 | 408 | 103 | 72 | 383 | 394 | 16 | 14 | 103 | 72 | 1 | | 1 | |
| 79 years..... | 392 | 439 | 324 | 377 | 68 | 62 | 310 | 358 | 13 | 18 | 68 | 62 | 1 | 1 | 1 | 1 |
| 75 to 79 years.. | 2,688 | 2,643 | 2,145 | 2,231 | 543 | 412 | 2,044 | 2,126 | 98 | 99 | 542 | 412 | 4 | 6 | 3 | 6 |
| 80 years..... | 416 | 431 | 321 | 347 | 95 | 84 | 306 | 334 | 13 | 11 | 95 | 84 | 2 | 2 | 2 | 2 |
| 81 years..... | 272 | 275 | 233 | 236 | 39 | 39 | 226 | 225 | 7 | 10 | 39 | 39 | | 1 | | 1 |
| 82 years..... | 273 | 303 | 232 | 262 | 41 | 41 | 223 | 256 | 9 | 6 | 41 | 41 | | | | |
| 83 years..... | 212 | 247 | 172 | 215 | 40 | 32 | 163 | 205 | 9 | 9 | 40 | 32 | | 1 | | 1 |
| 84 years..... | 214 | 233 | 171 | 197 | 43 | 36 | 162 | 194 | 9 | 3 | 43 | 36 | | | | |
| 80 to 84 years.. | 1,387 | 1,489 | 1,129 | 1,257 | 253 | 232 | 1,080 | 1,214 | 47 | 39 | 253 | 232 | 2 | 4 | 2 | 4 |
| 85 years..... | 150 | 212 | 110 | 179 | 40 | 33 | 104 | 168 | 5 | 11 | 40 | 33 | 1 | | 1 | |
| 86 years..... | 108 | 138 | 94 | 112 | 14 | 26 | 90 | 108 | 4 | 4 | 14 | 26 | | | | |
| 87 years..... | 127 | 114 | 96 | 103 | 31 | 11 | 92 | 101 | 3 | 2 | 31 | 11 | 1 | | 1 | |
| 88 years..... | 77 | 113 | 57 | 96 | 20 | 17 | 56 | 91 | 1 | 5 | 20 | 17 | | | | |
| 89 years..... | 62 | 82 | 54 | 67 | 8 | 15 | 52 | 65 | 2 | 2 | 8 | 15 | | | | |
| 85 to 89 years.. | 524 | 659 | 411 | 557 | 113 | 102 | 394 | 533 | 15 | 24 | 113 | 102 | 2 | | 2 | |
| 90 years..... | 51 | 90 | 38 | 70 | 13 | 20 | 38 | 68 | | 2 | 13 | 20 | | | | |
| 91 years..... | 28 | 46 | 21 | 40 | 7 | 6 | 21 | 37 | | 3 | 7 | 6 | | | | |
| 92 years..... | 27 | 39 | 18 | 35 | 9 | 4 | 18 | 35 | | | 9 | 4 | | | | |
| 93 years..... | 14 | 26 | 12 | 24 | 2 | 2 | 12 | 23 | | 1 | 2 | 2 | | | | |
| 94 years..... | 8 | 22 | 6 | 20 | 2 | 2 | 6 | 20 | | | 2 | 2 | | | | |
| 90 to 94 years.. | 123 | 223 | 95 | 189 | 33 | 34 | 95 | 183 | | 6 | 33 | 34 | | | | |
| 95 years..... | 11 | 18 | 8 | 13 | 3 | 5 | 8 | 13 | | | 3 | 5 | | | | |
| 96 years..... | 6 | 10 | 3 | 4 | 3 | 6 | 3 | 4 | | | 3 | 6 | | | | |
| 97 years..... | 2 | 12 | 2 | 9 | | 3 | 1 | 9 | | 1 | | 3 | | | | |
| 98 years..... | 4 | 4 | 3 | 3 | 1 | 1 | 3 | 3 | | | 1 | 1 | | | | |
| 99 years..... | 2 | 2 | 1 | 1 | 1 | 1 | 1 | 1 | | | 1 | 1 | | | | |
| 95 to 99 years.. | 25 | 46 | 17 | 30 | 8 | 16 | 16 | 30 | 1 | | 8 | 16 | | | | |
| 100 years and over. | 5 | 4 | | | 5 | 4 | | | | | 5 | 4 | | | | |
| Age unknown.... | 621 | 242 | 431 | 174 | 190 | 68 | 385 | 143 | 42 | 24 | 190 | 68 | 4 | 2 | 4 | 2 |

¹ Persons of negro descent, Chinese, Japanese, and Indians.

² Includes all persons of negro descent.

STATISTICS OF POPULATION.

TABLE 2.—AGES OF THE AGGREGATE POPULATION, CLASSIFIED BY SEX, VIRGINIA.

| AGES. | AGGREGATE. | | NATIVE BORN. | | FOREIGN BORN. | | NATIVE WHITE— NATIVE PARENTS. | | NATIVE WHITE— FOREIGN PARENTS. | | FOREIGN WHITE. | | TOTAL COLORED. ¹ | | NEGRO. ² | |
|--------------------|------------|---------------|--------------|---------------|---------------|---------------|----------------------------------|---------------|-----------------------------------|---------------|-------------------|---------------|--------------------------------|---------------|---------------------|---------------|
| | Males. | Fe- males. | Males. | Fe- males. | Males. | Fe- males. | Males. | Fe- males. | Males. | Fe- males. | Males. | Fe- males. | Males. | Fe- males. | Males. | Fe- males. |
| All ages.... | 925,897 | 928,287 | 913,511 | 921,212 | 12,386 | 7,075 | 573,148 | 568,065 | 16,814 | 15,760 | 12,034 | 7,034 | 323,901 | 337,428 | 823,459 | 837,263 |
| Under 1 month... | 2,340 | 2,309 | 2,340 | 2,309 | | | 1,480 | 1,449 | 39 | 25 | | | 821 | 835 | 820 | 835 |
| 1 to 2 months.... | 4,682 | 4,708 | 4,682 | 4,708 | | | 2,998 | 2,874 | 73 | 58 | | | 1,611 | 1,776 | 1,611 | 1,776 |
| 3 to 5 months.... | 6,768 | 6,625 | 6,768 | 6,625 | | | 4,255 | 3,960 | 102 | 103 | | | 2,411 | 2,561 | 2,410 | 2,560 |
| 6 to 8 months.... | 6,504 | 6,379 | 6,504 | 6,377 | | | 4,193 | 4,115 | 91 | 93 | | | 2,220 | 2,169 | 2,219 | 2,168 |
| 9 to 11 months.... | 6,078 | 5,995 | 6,078 | 5,994 | | | 4,004 | 3,869 | 79 | 106 | | | 1,993 | 2,019 | 1,992 | 2,018 |
| Under 1 year.. | 26,372 | 26,016 | 26,370 | 26,012 | 2 | 4 | 16,930 | 16,267 | 384 | 385 | 2 | 4 | 9,056 | 9,360 | 9,052 | 9,357 |
| 1 year..... | 23,764 | 23,716 | 23,758 | 23,707 | 6 | 9 | 15,203 | 14,820 | 353 | 366 | 6 | 9 | 8,202 | 8,521 | 8,196 | 8,518 |
| 2 years..... | 25,461 | 24,837 | 25,449 | 24,879 | 12 | 8 | 15,709 | 15,178 | 377 | 414 | 12 | 8 | 9,363 | 9,287 | 9,360 | 9,284 |
| 3 years..... | 24,634 | 24,366 | 24,680 | 24,346 | 4 | 20 | 15,302 | 14,764 | 443 | 362 | 4 | 20 | 8,935 | 9,220 | 8,934 | 9,217 |
| 4 years..... | 24,866 | 24,923 | 24,848 | 24,912 | 18 | 11 | 15,348 | 15,257 | 375 | 361 | 18 | 11 | 9,125 | 9,294 | 9,121 | 9,293 |
| 1 to 4 years... | 98,775 | 97,892 | 98,735 | 97,844 | 40 | 48 | 61,562 | 60,019 | 1,548 | 1,503 | 40 | 48 | 35,625 | 36,322 | 35,611 | 36,312 |
| 5 years..... | 25,379 | 25,108 | 25,361 | 25,085 | 18 | 23 | 15,441 | 14,877 | 423 | 411 | 18 | 22 | 9,497 | 9,798 | 9,494 | 9,795 |
| 6 years..... | 24,944 | 24,686 | 24,923 | 24,676 | 21 | 10 | 15,187 | 14,731 | 410 | 370 | 21 | 10 | 9,326 | 9,575 | 9,323 | 9,571 |
| 7 years..... | 24,146 | 23,662 | 24,132 | 23,640 | 13 | 22 | 14,770 | 14,141 | 383 | 370 | 13 | 22 | 8,980 | 9,129 | 8,976 | 9,123 |
| 8 years..... | 24,277 | 23,930 | 24,248 | 23,901 | 35 | 29 | 14,621 | 14,131 | 366 | 434 | 35 | 28 | 9,255 | 9,337 | 9,251 | 9,336 |
| 9 years..... | 22,564 | 21,932 | 22,534 | 21,899 | 30 | 33 | 13,879 | 13,250 | 374 | 325 | 30 | 33 | 8,281 | 8,324 | 8,279 | 8,321 |
| 5 to 9 years... | 121,310 | 119,318 | 121,193 | 119,201 | 117 | 117 | 73,898 | 71,130 | 1,956 | 1,910 | 117 | 115 | 45,339 | 46,168 | 45,323 | 46,146 |
| 10 years..... | 24,099 | 23,501 | 24,059 | 23,463 | 40 | 38 | 14,436 | 13,771 | 354 | 335 | 40 | 38 | 9,269 | 9,357 | 9,261 | 9,355 |
| 11 years..... | 20,974 | 20,767 | 20,940 | 20,730 | 34 | 37 | 13,016 | 12,856 | 316 | 331 | 34 | 36 | 7,608 | 7,544 | 7,606 | 7,541 |
| 12 years..... | 23,038 | 22,462 | 23,037 | 22,416 | 51 | 46 | 13,424 | 12,839 | 293 | 350 | 51 | 46 | 9,320 | 9,227 | 9,314 | 9,222 |
| 13 years..... | 21,553 | 21,348 | 21,497 | 21,295 | 56 | 53 | 12,971 | 12,603 | 321 | 333 | 56 | 53 | 8,205 | 8,359 | 8,200 | 8,355 |
| 14 years..... | 21,303 | 21,242 | 21,296 | 21,200 | 67 | 42 | 13,039 | 12,463 | 340 | 332 | 66 | 41 | 8,358 | 8,406 | 8,353 | 8,402 |
| 10 to 14 years.. | 111,517 | 109,320 | 111,269 | 109,104 | 248 | 216 | 66,886 | 64,532 | 1,624 | 1,631 | 247 | 214 | 42,760 | 42,893 | 42,734 | 42,875 |
| 15 years..... | 21,139 | 21,305 | 21,074 | 21,232 | 65 | 73 | 12,712 | 12,668 | 318 | 299 | 64 | 73 | 8,045 | 8,265 | 8,039 | 8,260 |
| 16 years..... | 21,423 | 21,575 | 21,358 | 21,519 | 65 | 56 | 12,947 | 12,930 | 314 | 326 | 65 | 54 | 8,097 | 8,265 | 8,090 | 8,255 |
| 17 years..... | 19,725 | 19,846 | 19,638 | 19,777 | 67 | 69 | 12,210 | 11,941 | 321 | 277 | 67 | 69 | 7,107 | 7,559 | 7,097 | 7,550 |
| 18 years..... | 20,927 | 21,286 | 20,836 | 21,211 | 91 | 75 | 12,584 | 12,744 | 333 | 322 | 89 | 74 | 7,971 | 8,146 | 7,957 | 8,134 |
| 19 years..... | 17,942 | 18,334 | 17,832 | 18,252 | 110 | 82 | 11,155 | 11,264 | 286 | 311 | 106 | 81 | 6,395 | 6,678 | 6,376 | 6,666 |
| 15 to 19 years.. | 101,156 | 102,346 | 100,738 | 101,991 | 418 | 355 | 61,558 | 61,547 | 1,572 | 1,535 | 411 | 351 | 37,615 | 38,913 | 37,559 | 38,865 |
| 20 years..... | 18,952 | 20,852 | 18,817 | 20,750 | 135 | 102 | 11,433 | 12,034 | 317 | 310 | 132 | 102 | 7,070 | 8,406 | 7,058 | 8,402 |
| 21 years..... | 18,035 | 18,340 | 17,886 | 18,245 | 149 | 95 | 11,278 | 11,508 | 341 | 335 | 148 | 95 | 6,268 | 6,402 | 6,258 | 6,400 |
| 22 years..... | 18,204 | 19,324 | 18,063 | 19,176 | 141 | 108 | 11,312 | 11,952 | 348 | 317 | 135 | 106 | 6,414 | 7,449 | 6,406 | 7,445 |
| 23 years..... | 16,494 | 17,398 | 16,327 | 17,265 | 167 | 133 | 10,361 | 10,626 | 356 | 346 | 157 | 132 | 5,620 | 6,794 | 5,610 | 6,789 |
| 24 years..... | 16,118 | 17,342 | 15,949 | 17,209 | 169 | 133 | 9,993 | 10,555 | 343 | 351 | 160 | 130 | 5,622 | 6,306 | 5,605 | 6,305 |
| 20 to 24 years.. | 87,803 | 94,256 | 87,042 | 93,685 | 761 | 571 | 54,377 | 56,675 | 1,700 | 1,659 | 732 | 565 | 30,994 | 35,357 | 30,987 | 35,341 |
| 25 years..... | 17,115 | 19,042 | 16,903 | 18,908 | 212 | 134 | 10,154 | 10,771 | 330 | 334 | 201 | 132 | 6,430 | 7,805 | 6,419 | 7,803 |
| 26 years..... | 13,431 | 14,393 | 13,261 | 14,273 | 170 | 120 | 8,840 | 9,132 | 300 | 305 | 163 | 119 | 4,128 | 4,837 | 4,119 | 4,836 |
| 27 years..... | 13,047 | 13,342 | 12,855 | 13,142 | 192 | 127 | 8,616 | 8,797 | 322 | 297 | 184 | 126 | 3,925 | 4,122 | 3,920 | 4,119 |
| 28 years..... | 13,460 | 13,657 | 13,202 | 13,513 | 253 | 139 | 8,663 | 8,660 | 308 | 321 | 245 | 137 | 4,244 | 4,539 | 4,228 | 4,539 |
| 29 years..... | 11,320 | 11,493 | 11,086 | 11,335 | 234 | 158 | 7,573 | 7,538 | 277 | 307 | 218 | 156 | 3,252 | 3,492 | 3,240 | 3,491 |
| 25 to 29 years.. | 68,373 | 71,927 | 67,307 | 71,249 | 1,066 | 678 | 43,846 | 44,893 | 1,537 | 1,564 | 1,011 | 670 | 21,979 | 24,795 | 21,926 | 24,788 |
| 30 years..... | 16,851 | 17,260 | 16,511 | 17,070 | 340 | 190 | 9,601 | 9,669 | 323 | 337 | 327 | 189 | 6,600 | 7,065 | 6,588 | 7,062 |
| 31 years..... | 8,793 | 8,808 | 8,536 | 8,633 | 207 | 125 | 6,299 | 6,237 | 237 | 250 | 198 | 124 | 2,059 | 2,197 | 2,054 | 2,197 |
| 32 years..... | 10,504 | 10,767 | 10,242 | 10,606 | 262 | 161 | 7,041 | 7,132 | 251 | 232 | 255 | 161 | 2,947 | 3,192 | 2,941 | 3,192 |
| 33 years..... | 9,579 | 9,802 | 9,351 | 9,656 | 228 | 147 | 6,467 | 6,466 | 252 | 225 | 223 | 146 | 2,637 | 2,965 | 2,631 | 2,964 |
| 34 years..... | 9,390 | 9,738 | 9,120 | 9,642 | 270 | 146 | 6,086 | 6,047 | 252 | 276 | 254 | 146 | 2,798 | 3,319 | 2,785 | 3,316 |
| 30 to 34 years.. | 55,117 | 56,425 | 53,810 | 55,656 | 1,307 | 769 | 35,494 | 35,551 | 1,325 | 1,370 | 1,257 | 766 | 17,041 | 18,738 | 16,999 | 18,731 |
| 35 years..... | 12,601 | 13,391 | 12,265 | 13,216 | 336 | 175 | 6,489 | 6,458 | 270 | 266 | 316 | 174 | 5,526 | 6,493 | 5,513 | 6,491 |
| 36 years..... | 8,300 | 8,535 | 7,992 | 8,382 | 308 | 153 | 5,256 | 5,228 | 228 | 203 | 287 | 153 | 2,529 | 2,951 | 2,511 | 2,950 |
| 37 years..... | 7,842 | 8,139 | 7,618 | 8,002 | 224 | 137 | 5,100 | 5,163 | 212 | 193 | 217 | 137 | 2,313 | 2,646 | 2,304 | 2,642 |
| 38 years..... | 10,377 | 10,282 | 10,118 | 10,155 | 259 | 127 | 6,666 | 6,478 | 292 | 266 | 249 | 125 | 3,170 | 3,443 | 3,160 | 3,440 |
| 39 years..... | 9,656 | 9,625 | 9,430 | 9,601 | 226 | 124 | 6,422 | 6,219 | 223 | 225 | 218 | 124 | 2,793 | 3,057 | 2,782 | 3,056 |
| 35 to 39 years.. | 48,776 | 49,972 | 47,423 | 49,256 | 1,333 | 716 | 29,933 | 29,546 | 1,225 | 1,123 | 1,287 | 713 | 16,331 | 18,590 | 16,270 | 18,579 |
| 40 years..... | 15,719 | 15,670 | 15,359 | 15,491 | 360 | 179 | 7,812 | 7,684 | 281 | 265 | 332 | 177 | 7,294 | 7,544 | 7,268 | 7,541 |
| 41 years..... | 7,036 | 6,624 | 6,833 | 6,554 | 153 | 70 | 5,055 | 4,826 | 184 | 177 | 144 | 68 | 1,653 | 1,653 | 1,644 | 1,553 |
| 42 years..... | 8,756 | 8,595 | 8,522 | 8,472 | 234 | 123 | 5,809 | 5,703 | 224 | 210 | 224 | 122 | 2,499 | 2,560 | 2,492 | 2,559 |
| 43 years..... | 7,665 | 7,368 | 7,496 | 7,282 | 169 | 86 | 5,404 | 5,103 | 166 | 131 | 158 | 85 | 1,937 | 1,994 | 1,929 | 1,994 |
| 44 years..... | 7,916 | 7,606 | 7,737 | 7,513 | 179 | 88 | 5,469 | 5,266 | 196 | 159 | 172 | 87 | 2,079 | 2,094 | 2,074 | 2,094 |
| 40 to 44 years.. | 47,092 | 45,863 | 45,997 | 45,317 | 1,095 | 546 | 29,549 | 28,587 | 1,051 | 992 | 1,030 | 539 | 15,462 | 15,745 | 15,407 | 15,741 |
| 45 years..... | 11,376 | 11,239 | 11,150 | 11,125 | 226 | 114 | 6,307 | 6,081 | 181 | 184 | 215 | 114 | 4,673 | 4,910 | 4,664 | 4,906 |
| 46 years..... | 6,315 | 6,440 | 6,649 | 6,339 | 166 | 101 | 4,365 | 4,457 | 151 | 130 | 155 | 101 | 1,644 | 1,752 | 1,637 | 1,752 |
| 47 years..... | 6,737 | 6,266 | 6,620 | 6,165 | 167 | 101 | 4,798 | 4,403 | 130 | 97 | 165 | 101 | 1,694 | 1,665 | 1,692 | 1,665 |
| 48 years..... | 7,675 | 7,266 | 7,503 | 7,155 | 172 | 111 | 4,978 | 4,651 | 127 | 121 | 166 | 111 | 2,405 | 2,383 | 2,398 | 2,383 |
| 49 years..... | 6,305 | 6,490 | 6,635 | | | | | | | | | | | | | |

GENERAL NATIVITY, AND COLOR, BY STATES AND TERRITORIES: 1900—Continued.

VIRGINIA.

| AGES. | AGGREGATE. | | NATIVE BORN. | | FOREIGN BORN. | | NATIVE WHITE— NATIVE PARENTS. | | NATIVE WHITE— FOREIGN PARENTS. | | FOREIGN WHITE. | | TOTAL COLORED. ¹ | | NEGRO. ² | |
|---------------------|------------|---------------|--------------|---------------|---------------|---------------|----------------------------------|---------------|-----------------------------------|---------------|-------------------|---------------|--------------------------------|---------------|---------------------|---------------|
| | Males. | Fe- males. | Males. | Fe- males. | Males. | Fe- males. | Males. | Fe- males. | Males. | Fe- males. | Males. | Fe- males. | Males. | Fe- males. | Males. | Fe- males. |
| 50 years..... | 12,237 | 12,701 | 11,946 | 12,517 | 291 | 184 | 5,935 | 6,068 | 155 | 141 | 284 | 184 | 5,863 | 6,308 | 5,860 | 6,306 |
| 51 years..... | 8,423 | 4,969 | 5,277 | 4,873 | 146 | 96 | 3,984 | 3,704 | 112 | 75 | 140 | 95 | 1,187 | 1,095 | 1,181 | 1,095 |
| 52 years..... | 6,703 | 5,957 | 6,514 | 5,827 | 189 | 130 | 4,492 | 4,146 | 108 | 89 | 133 | 130 | 1,920 | 1,592 | 1,918 | 1,592 |
| 53 years..... | 5,483 | 4,979 | 5,340 | 4,887 | 143 | 92 | 3,860 | 3,674 | 105 | 73 | 140 | 92 | 1,378 | 1,140 | 1,376 | 1,140 |
| 54 years..... | 5,726 | 5,353 | 5,527 | 5,245 | 199 | 108 | 3,857 | 3,765 | 137 | 79 | 199 | 108 | 1,533 | 1,401 | 1,532 | 1,401 |
| 50 to 54 years.. | 35,572 | 33,959 | 34,604 | 33,849 | 968 | 610 | 22,128 | 21,357 | 617 | 457 | 946 | 609 | 11,881 | 11,536 | 11,867 | 11,534 |
| 55 years..... | 7,106 | 7,136 | 6,887 | 6,993 | 219 | 143 | 3,942 | 4,131 | 133 | 79 | 219 | 142 | 2,812 | 2,784 | 2,811 | 2,783 |
| 56 years..... | 5,151 | 4,730 | 4,976 | 4,676 | 175 | 104 | 3,431 | 3,446 | 120 | 61 | 175 | 104 | 1,425 | 1,169 | 1,425 | 1,169 |
| 57 years..... | 4,156 | 3,884 | 3,977 | 3,808 | 179 | 76 | 2,909 | 2,861 | 90 | 65 | 179 | 76 | 878 | 882 | 878 | 882 |
| 58 years..... | 4,222 | 4,221 | 4,029 | 4,113 | 193 | 108 | 2,787 | 2,866 | 104 | 45 | 192 | 108 | 1,139 | 1,102 | 1,138 | 1,102 |
| 59 years..... | 3,972 | 3,910 | 3,786 | 3,811 | 186 | 99 | 2,610 | 2,744 | 114 | 55 | 186 | 98 | 1,062 | 1,013 | 1,061 | 1,013 |
| 55 to 59 years.. | 24,607 | 23,931 | 23,655 | 23,401 | 952 | 530 | 15,679 | 16,148 | 561 | 305 | 951 | 528 | 7,416 | 6,950 | 7,413 | 6,949 |
| 60 years..... | 8,092 | 9,004 | 7,806 | 8,841 | 286 | 163 | 3,610 | 4,237 | 114 | 77 | 284 | 162 | 4,084 | 4,468 | 4,084 | 4,465 |
| 61 years..... | 2,901 | 2,789 | 2,726 | 2,708 | 175 | 81 | 2,108 | 2,227 | 73 | 42 | 174 | 81 | 546 | 439 | 546 | 439 |
| 62 years..... | 3,528 | 3,463 | 3,350 | 3,378 | 178 | 85 | 2,491 | 2,603 | 76 | 41 | 176 | 85 | 785 | 734 | 784 | 734 |
| 63 years..... | 3,379 | 3,186 | 3,196 | 3,100 | 183 | 86 | 2,374 | 2,470 | 91 | 40 | 182 | 86 | 732 | 590 | 730 | 590 |
| 64 years..... | 3,212 | 3,042 | 3,021 | 2,955 | 191 | 87 | 2,187 | 2,276 | 68 | 30 | 191 | 87 | 776 | 649 | 775 | 649 |
| 60 to 64 years.. | 21,112 | 21,484 | 20,099 | 20,982 | 1,013 | 502 | 12,770 | 13,873 | 412 | 230 | 1,007 | 501 | 6,923 | 6,880 | 6,919 | 6,877 |
| 65 years..... | 4,808 | 5,127 | 4,575 | 5,029 | 233 | 98 | 2,405 | 2,847 | 66 | 45 | 232 | 98 | 2,105 | 2,137 | 2,105 | 2,136 |
| 66 years..... | 2,868 | 2,542 | 2,704 | 2,472 | 164 | 70 | 1,986 | 2,015 | 60 | 32 | 163 | 69 | 659 | 426 | 657 | 425 |
| 67 years..... | 2,626 | 2,334 | 2,454 | 2,274 | 172 | 60 | 1,793 | 1,855 | 71 | 32 | 172 | 60 | 690 | 387 | 689 | 385 |
| 68 years..... | 2,601 | 2,446 | 2,427 | 2,368 | 174 | 78 | 1,676 | 1,721 | 48 | 30 | 173 | 78 | 704 | 617 | 704 | 615 |
| 69 years..... | 2,336 | 2,156 | 2,196 | 2,099 | 140 | 57 | 1,558 | 1,581 | 45 | 20 | 139 | 57 | 694 | 498 | 694 | 498 |
| 65 to 69 years.. | 15,239 | 14,605 | 14,356 | 14,242 | 883 | 363 | 9,418 | 10,019 | 290 | 159 | 879 | 362 | 4,652 | 4,065 | 4,649 | 4,059 |
| 70 years..... | 4,000 | 4,478 | 3,796 | 4,377 | 204 | 101 | 1,797 | 2,106 | 47 | 35 | 203 | 101 | 1,953 | 2,236 | 1,953 | 2,236 |
| 71 years..... | 1,582 | 1,362 | 1,450 | 1,327 | 132 | 35 | 1,142 | 1,091 | 26 | 23 | 132 | 35 | 282 | 213 | 282 | 212 |
| 72 years..... | 1,860 | 1,709 | 1,741 | 1,668 | 119 | 41 | 1,264 | 1,322 | 32 | 16 | 119 | 41 | 445 | 330 | 445 | 327 |
| 73 years..... | 1,660 | 1,429 | 1,391 | 1,391 | 115 | 38 | 1,184 | 1,139 | 27 | 10 | 115 | 38 | 334 | 242 | 334 | 242 |
| 74 years..... | 1,581 | 1,461 | 1,483 | 1,414 | 98 | 47 | 1,076 | 1,089 | 26 | 22 | 98 | 47 | 381 | 303 | 381 | 303 |
| 70 to 74 years.. | 10,683 | 10,439 | 10,015 | 10,177 | 668 | 262 | 6,463 | 6,747 | 158 | 106 | 667 | 262 | 3,395 | 3,324 | 3,395 | 3,320 |
| 75 years..... | 2,211 | 2,400 | 2,090 | 2,364 | 121 | 36 | 1,073 | 1,262 | 22 | 25 | 121 | 35 | 995 | 1,078 | 994 | 1,078 |
| 76 years..... | 1,187 | 1,078 | 1,122 | 1,049 | 65 | 29 | 800 | 819 | 17 | 9 | 64 | 29 | 306 | 221 | 306 | 221 |
| 77 years..... | 1,012 | 894 | 948 | 864 | 64 | 30 | 708 | 688 | 17 | 6 | 63 | 30 | 224 | 169 | 224 | 169 |
| 78 years..... | 985 | 845 | 932 | 823 | 53 | 22 | 663 | 619 | 9 | 9 | 53 | 22 | 260 | 195 | 260 | 195 |
| 79 years..... | 835 | 767 | 777 | 740 | 58 | 17 | 547 | 552 | 8 | 10 | 58 | 17 | 222 | 178 | 222 | 178 |
| 75 to 79 years.. | 6,230 | 5,974 | 5,869 | 5,840 | 361 | 134 | 3,791 | 3,940 | 73 | 70 | 359 | 133 | 2,007 | 1,831 | 2,006 | 1,831 |
| 80 years..... | 1,357 | 1,590 | 1,297 | 1,565 | 60 | 25 | 570 | 699 | 13 | 10 | 59 | 25 | 715 | 856 | 715 | 856 |
| 81 years..... | 480 | 469 | 459 | 464 | 31 | 5 | 349 | 371 | 7 | 9 | 31 | 5 | 103 | 84 | 103 | 84 |
| 82 years..... | 507 | 500 | 485 | 493 | 22 | 7 | 340 | 330 | 6 | 9 | 21 | 7 | 140 | 94 | 139 | 94 |
| 83 years..... | 364 | 365 | 342 | 358 | 22 | 7 | 253 | 273 | 3 | 5 | 22 | 7 | 86 | 80 | 86 | 80 |
| 84 years..... | 345 | 346 | 331 | 338 | 14 | 10 | 223 | 249 | 3 | 2 | 14 | 10 | 105 | 87 | 105 | 87 |
| 80 to 84 years.. | 3,063 | 3,272 | 2,914 | 3,218 | 149 | 54 | 1,735 | 1,982 | 32 | 35 | 147 | 54 | 1,149 | 1,201 | 1,148 | 1,201 |
| 85 years..... | 350 | 460 | 340 | 443 | 10 | 12 | 158 | 224 | 6 | 5 | 10 | 12 | 176 | 219 | 176 | 219 |
| 86 years..... | 193 | 224 | 187 | 220 | 11 | 4 | 140 | 158 | 5 | 1 | 11 | 4 | 42 | 61 | 42 | 61 |
| 87 years..... | 212 | 196 | 203 | 189 | 4 | 7 | 135 | 137 | 4 | 3 | 4 | 7 | 69 | 49 | 69 | 49 |
| 88 years..... | 146 | 176 | 139 | 174 | 7 | 2 | 83 | 108 | 1 | 3 | 7 | 2 | 55 | 63 | 55 | 63 |
| 89 years..... | 108 | 129 | 105 | 128 | 3 | 1 | 61 | 79 | | 2 | 3 | 1 | 44 | 47 | 44 | 47 |
| 85 to 89 years.. | 1,014 | 1,185 | 979 | 1,159 | 35 | 26 | 577 | 706 | 16 | 14 | 35 | 26 | 386 | 439 | 386 | 439 |
| 90 years..... | 173 | 274 | 169 | 271 | 4 | 3 | 58 | 86 | 3 | 1 | 4 | 3 | 108 | 184 | 108 | 184 |
| 91 years..... | 48 | 51 | 45 | 51 | 3 | | 29 | 33 | 2 | 1 | 3 | | 14 | 17 | 14 | 17 |
| 92 years..... | 43 | 54 | 41 | 54 | 2 | | 22 | 36 | 1 | 1 | 2 | | 18 | 17 | 18 | 17 |
| 93 years..... | 25 | 35 | 24 | 35 | 1 | | 13 | 17 | | | 1 | | 11 | 18 | 11 | 18 |
| 94 years..... | 23 | 32 | 21 | 32 | 2 | | 10 | 24 | | | 2 | | 11 | 8 | 11 | 8 |
| 90 to 94 years.. | 312 | 446 | 300 | 443 | 12 | 3 | 132 | 196 | 6 | 3 | 12 | 3 | 162 | 244 | 162 | 244 |
| 95 years..... | 31 | 52 | 31 | 52 | | | 6 | 23 | | 1 | | | 25 | 28 | 25 | 28 |
| 96 years..... | 12 | 24 | 11 | 24 | 1 | | 5 | 12 | | | 1 | | 6 | 12 | 6 | 12 |
| 97 years..... | 9 | 24 | 8 | 24 | 1 | | 1 | 8 | | | 1 | | 7 | 16 | 7 | 16 |
| 98 years..... | 17 | 33 | 17 | 33 | | | 4 | 8 | | 1 | | | 13 | 24 | 13 | 24 |
| 99 years..... | 14 | 15 | 14 | 15 | | | 1 | 4 | | | | | 13 | 11 | 13 | 11 |
| 95 to 99 years.. | 83 | 146 | 81 | 146 | 2 | | 17 | 55 | | 2 | | | 64 | 91 | 64 | 91 |
| 100 years and over. | 50 | 103 | 49 | 103 | 1 | | 7 | 14 | | | | | 43 | 89 | 42 | 89 |
| Age unknown.... | 2,183 | 1,705 | 2,149 | 1,683 | 34 | 22 | 908 | 544 | 12 | 10 | 32 | 22 | 1,231 | 1,129 | 1,229 | 1,126 |

¹ Persons of negro descent, Chinese, Japanese, and Indians.

² Includes all persons of negro descent.

STATISTICS OF POPULATION.

TABLE 2.—AGES OF THE AGGREGATE POPULATION, CLASSIFIED BY SEX, WASHINGTON.

| AGES. | AGGREGATE. | | NATIVE BORN. | | FOREIGN BORN. | | NATIVE WHITE—NATIVE PARENTS. | | NATIVE WHITE—FOREIGN PARENTS. | | FOREIGN WHITE. | | TOTAL COLORED. ¹ | | NEGRO. ² | |
|---------------------|------------|-----------|--------------|-----------|---------------|-----------|------------------------------|-----------|-------------------------------|-----------|----------------|-----------|-----------------------------|-----------|---------------------|-----------|
| | Males. | Fe-males. | Males. | Fe-males. | Males. | Fe-males. | Males. | Fe-males. | Males. | Fe-males. | Males. | Fe-males. | Males. | Fe-males. | Males. | Fe-males. |
| All ages | 304,178 | 213,925 | 228,184 | 178,555 | 75,994 | 35,370 | 151,737 | 113,331 | 69,832 | 59,279 | 67,078 | 35,047 | 15,531 | 6,268 | 1,589 | 925 |
| Under 1 month..... | 447 | 409 | 446 | 409 | 1 | | 270 | 223 | 165 | 171 | 1 | | 11 | 15 | | |
| 1 to 2 months..... | 954 | 875 | 951 | 873 | 3 | 2 | 543 | 515 | 384 | 334 | 3 | 2 | 24 | 24 | 1 | 1 |
| 3 to 5 months..... | 1,376 | 1,290 | 1,375 | 1,287 | 1 | 3 | 759 | 723 | 533 | 520 | 1 | 3 | 33 | 44 | 6 | 1 |
| 6 to 8 months..... | 1,331 | 1,282 | 1,325 | 1,273 | 6 | 4 | 741 | 714 | 542 | 538 | 5 | 4 | 43 | 26 | 2 | 4 |
| 9 to 11 months..... | 1,424 | 1,373 | 1,416 | 1,361 | 8 | 12 | 789 | 790 | 600 | 592 | 8 | 10 | 27 | 41 | 2 | 6 |
| Under 1 year.. | 5,532 | 5,229 | 5,513 | 5,208 | 19 | 21 | 3,102 | 2,965 | 2,274 | 2,095 | 18 | 19 | 138 | 150 | 11 | 12 |
| 1 year..... | 5,112 | 4,982 | 5,072 | 4,938 | 40 | 44 | 2,364 | 2,771 | 2,061 | 1,999 | 40 | 43 | 147 | 169 | 15 | 8 |
| 2 years..... | 5,348 | 5,131 | 5,235 | 5,064 | 63 | 67 | 3,019 | 2,918 | 2,120 | 2,028 | 63 | 64 | 146 | 121 | 15 | 17 |
| 3 years..... | 5,423 | 5,292 | 5,348 | 5,208 | 75 | 84 | 2,980 | 2,911 | 2,241 | 2,149 | 74 | 83 | 128 | 149 | 11 | 14 |
| 4 years..... | 5,680 | 5,514 | 5,609 | 5,439 | 71 | 75 | 3,165 | 3,022 | 2,282 | 2,263 | 70 | 72 | 163 | 157 | 17 | 19 |
| 1 to 4 years... | 21,563 | 20,919 | 21,314 | 20,649 | 249 | 270 | 12,023 | 11,622 | 8,704 | 8,439 | 247 | 262 | 584 | 596 | 58 | 58 |
| 5 years..... | 5,329 | 5,566 | 5,747 | 5,496 | 82 | 70 | 3,184 | 2,982 | 2,442 | 2,378 | 82 | 69 | 121 | 137 | 13 | 13 |
| 6 years..... | 5,912 | 5,609 | 5,817 | 5,509 | 95 | 100 | 3,110 | 2,957 | 2,556 | 2,405 | 94 | 100 | 152 | 147 | 13 | 17 |
| 7 years..... | 5,379 | 5,653 | 5,776 | 5,549 | 103 | 104 | 3,106 | 3,027 | 2,536 | 2,392 | 101 | 103 | 136 | 131 | 18 | 17 |
| 8 years..... | 5,337 | 5,647 | 5,708 | 5,521 | 129 | 126 | 3,179 | 2,946 | 2,335 | 2,419 | 126 | 125 | 147 | 157 | 6 | 15 |
| 9 years..... | 5,344 | 5,147 | 5,178 | 5,012 | 166 | 135 | 2,308 | 2,782 | 2,228 | 2,111 | 162 | 135 | 146 | 109 | 20 | 17 |
| 5 to 9 years... | 23,801 | 27,622 | 23,226 | 27,087 | 575 | 535 | 15,387 | 14,704 | 12,147 | 11,705 | 565 | 532 | 702 | 631 | 70 | 79 |
| 10 years..... | 5,256 | 5,157 | 5,044 | 4,998 | 212 | 159 | 2,364 | 2,343 | 2,039 | 2,025 | 208 | 159 | 145 | 130 | 20 | 13 |
| 11 years..... | 4,365 | 4,849 | 4,655 | 4,620 | 210 | 229 | 2,723 | 2,733 | 1,836 | 1,787 | 207 | 228 | 99 | 101 | 10 | 13 |
| 12 years..... | 4,757 | 4,788 | 4,476 | 4,516 | 231 | 272 | 2,707 | 2,644 | 1,640 | 1,758 | 277 | 272 | 133 | 114 | 20 | 13 |
| 13 years..... | 4,656 | 4,312 | 4,312 | 4,309 | 344 | 286 | 2,532 | 2,576 | 1,661 | 1,638 | 332 | 285 | 131 | 96 | 13 | 11 |
| 14 years..... | 4,641 | 4,669 | 4,279 | 4,336 | 362 | 333 | 2,588 | 2,623 | 1,591 | 1,605 | 329 | 333 | 133 | 108 | 20 | 16 |
| 10 to 14 years.. | 24,175 | 24,058 | 22,766 | 22,779 | 1,409 | 1,279 | 13,414 | 13,419 | 8,767 | 8,813 | 1,363 | 1,277 | 641 | 549 | 88 | 66 |
| 15 years..... | 4,513 | 4,420 | 4,129 | 4,082 | 384 | 338 | 2,572 | 2,492 | 1,453 | 1,502 | 329 | 336 | 159 | 90 | 17 | 15 |
| 16 years..... | 4,329 | 4,261 | 4,039 | 3,904 | 440 | 357 | 2,551 | 2,433 | 1,438 | 1,376 | 346 | 355 | 194 | 97 | 9 | 14 |
| 17 years..... | 4,541 | 4,092 | 3,932 | 3,732 | 539 | 360 | 2,445 | 2,434 | 1,407 | 1,223 | 426 | 357 | 263 | 73 | 14 | 8 |
| 18 years..... | 4,702 | 4,133 | 3,940 | 3,633 | 763 | 450 | 2,555 | 2,390 | 1,273 | 1,191 | 530 | 444 | 350 | 108 | 19 | 17 |
| 19 years..... | 4,912 | 3,995 | 3,832 | 3,479 | 1,020 | 516 | 2,593 | 2,236 | 1,193 | 1,156 | 660 | 506 | 466 | 77 | 29 | 16 |
| 15 to 19 years.. | 23,203 | 20,901 | 20,002 | 18,880 | 3,201 | 2,021 | 12,716 | 12,005 | 6,764 | 6,453 | 2,291 | 1,998 | 1,432 | 445 | 88 | 70 |
| 20 years..... | 5,332 | 4,153 | 4,173 | 3,554 | 1,159 | 599 | 2,323 | 2,333 | 1,134 | 1,054 | 859 | 592 | 461 | 154 | 44 | 23 |
| 21 years..... | 5,216 | 3,802 | 4,035 | 3,236 | 1,181 | 566 | 2,716 | 2,133 | 1,227 | 1,030 | 941 | 557 | 332 | 32 | 29 | 15 |
| 22 years..... | 5,363 | 3,790 | 4,036 | 3,210 | 1,277 | 530 | 2,787 | 2,037 | 1,149 | 1,024 | 988 | 565 | 439 | 114 | 48 | 18 |
| 23 years..... | 5,421 | 3,804 | 4,032 | 3,137 | 1,359 | 617 | 2,739 | 2,038 | 1,141 | 1,071 | 1,038 | 601 | 453 | 94 | 60 | 23 |
| 24 years..... | 5,750 | 3,772 | 4,279 | 3,032 | 1,471 | 710 | 2,386 | 1,939 | 1,264 | 1,007 | 1,131 | 697 | 469 | 109 | 46 | 26 |
| 20 to 24 years.. | 27,032 | 19,321 | 20,635 | 16,249 | 6,447 | 3,072 | 14,006 | 10,570 | 5,965 | 5,186 | 4,957 | 3,012 | 2,154 | 533 | 227 | 105 |
| 25 years..... | 5,706 | 3,711 | 4,067 | 3,031 | 1,639 | 630 | 2,333 | 1,952 | 1,097 | 956 | 1,260 | 666 | 516 | 137 | 42 | 25 |
| 26 years..... | 5,257 | 3,512 | 3,777 | 2,827 | 1,430 | 635 | 2,640 | 1,848 | 1,064 | 881 | 1,193 | 672 | 370 | 111 | 28 | 29 |
| 27 years..... | 5,787 | 3,593 | 4,075 | 2,816 | 1,712 | 777 | 2,335 | 1,815 | 1,091 | 927 | 1,420 | 765 | 391 | 86 | 34 | 25 |
| 28 years..... | 5,901 | 3,595 | 4,101 | 2,831 | 1,800 | 764 | 2,333 | 1,879 | 1,111 | 863 | 1,480 | 752 | 427 | 101 | 32 | 17 |
| 29 years..... | 5,631 | 3,350 | 3,838 | 2,537 | 1,343 | 813 | 2,691 | 1,707 | 1,044 | 763 | 1,486 | 804 | 460 | 86 | 46 | 21 |
| 25 to 29 years.. | 28,332 | 17,761 | 19,838 | 14,042 | 8,474 | 3,719 | 13,932 | 9,201 | 5,397 | 4,880 | 6,839 | 3,659 | 2,164 | 521 | 182 | 117 |
| 30 years..... | 7,266 | 4,133 | 4,354 | 3,127 | 2,412 | 1,056 | 3,457 | 2,035 | 1,234 | 872 | 2,024 | 1,041 | 551 | 135 | 47 | 29 |
| 31 years..... | 5,233 | 3,237 | 3,572 | 2,331 | 1,711 | 906 | 2,546 | 1,632 | 945 | 682 | 1,563 | 899 | 229 | 54 | 52 | 20 |
| 32 years..... | 5,730 | 3,605 | 3,677 | 2,536 | 2,053 | 1,019 | 2,629 | 1,757 | 958 | 763 | 1,839 | 1,008 | 254 | 77 | 42 | 17 |
| 33 years..... | 5,513 | 3,261 | 3,433 | 2,298 | 2,025 | 963 | 2,444 | 1,560 | 971 | 680 | 1,871 | 953 | 227 | 63 | 31 | 15 |
| 34 years..... | 5,657 | 3,333 | 3,479 | 2,266 | 2,178 | 1,067 | 2,425 | 1,539 | 958 | 665 | 2,002 | 1,063 | 272 | 66 | 48 | 20 |
| 30 to 34 years.. | 29,449 | 17,669 | 19,070 | 12,658 | 10,379 | 5,011 | 13,501 | 8,593 | 5,066 | 3,662 | 9,349 | 4,969 | 1,533 | 445 | 220 | 101 |
| 35 years..... | 6,537 | 3,594 | 3,902 | 2,430 | 2,665 | 1,164 | 2,634 | 1,615 | 1,065 | 636 | 2,430 | 1,155 | 338 | 133 | 54 | 28 |
| 36 years..... | 5,742 | 3,253 | 3,338 | 2,176 | 2,404 | 1,077 | 2,333 | 1,490 | 874 | 609 | 2,135 | 1,072 | 235 | 32 | 27 | 19 |
| 37 years..... | 5,576 | 3,061 | 3,333 | 2,031 | 2,243 | 1,030 | 2,357 | 1,399 | 890 | 572 | 2,104 | 1,025 | 225 | 65 | 32 | 17 |
| 38 years..... | 6,158 | 3,266 | 3,321 | 2,300 | 2,337 | 966 | 2,703 | 1,538 | 1,009 | 626 | 2,133 | 960 | 303 | 92 | 56 | 31 |
| 39 years..... | 6,012 | 3,139 | 3,750 | 2,131 | 2,262 | 953 | 2,707 | 1,507 | 965 | 602 | 2,053 | 951 | 237 | 79 | 30 | 31 |
| 35 to 39 years.. | 30,055 | 16,313 | 18,144 | 11,118 | 11,911 | 5,195 | 12,354 | 7,599 | 4,803 | 3,095 | 10,910 | 5,163 | 1,438 | 456 | 199 | 126 |
| 40 years..... | 7,165 | 3,372 | 4,224 | 2,336 | 2,941 | 1,036 | 3,030 | 1,576 | 1,005 | 568 | 2,620 | 1,023 | 510 | 202 | 36 | 29 |
| 41 years..... | 4,633 | 2,427 | 2,902 | 1,636 | 1,736 | 741 | 2,057 | 1,139 | 733 | 449 | 1,635 | 737 | 203 | 52 | 25 | 11 |
| 42 years..... | 4,750 | 2,433 | 2,793 | 1,711 | 1,957 | 772 | 2,034 | 1,203 | 698 | 464 | 1,733 | 770 | 260 | 51 | 30 | 6 |
| 43 years..... | 4,251 | 2,343 | 2,648 | 1,602 | 1,603 | 746 | 1,913 | 1,156 | 679 | 404 | 1,439 | 744 | 165 | 44 | 26 | 11 |
| 44 years..... | 4,194 | 2,135 | 2,625 | 1,491 | 1,569 | 694 | 1,911 | 1,102 | 667 | 353 | 1,459 | 692 | 137 | 33 | 16 | 6 |
| 40 to 44 years.. | 25,043 | 12,815 | 15,192 | 8,326 | 9,356 | 3,939 | 10,950 | 6,231 | 3,337 | 2,223 | 8,961 | 3,969 | 1,300 | 337 | 133 | 63 |
| 45 years..... | 4,443 | 2,130 | 2,691 | 1,510 | 1,757 | 670 | 1,970 | 1,037 | 616 | 340 | 1,601 | 665 | 261 | 133 | 23 | 17 |
| 46 years..... | 3,452 | 1,736 | 2,060 | 1,207 | 1,392 | 579 | 1,902 | 922 | 512 | 251 | 1,253 | 576 | 130 | 37 | 22 | 7 |
| 47 years..... | 3,191 | 1,634 | 1,943 | 1,142 | 1,243 | 542 | 1,433 | 831 | 459 | 250 | 1,159 | 542 | 140 | 31 | 13 | 5 |
| 48 years..... | 3,079 | 1,646 | 1,803 | 1,103 | 1,271 | 540 | 1,369 | 823 | 332 | 233 | 1,144 | 540 | 134 | 45 | 13 | 5 |
| 49 years..... | 3,002 | 1,559 | 1,773 | 1,023 | 1,224 | 531 | 1,339 | 733 | 333 | 211 | 1,135 | 529 | 140 | 36 | 19 | 6 |
| 45 to 49 years.. | 17,172 | 8,355 | 10,230 | 5,993 | 6,392 | 2,362 | 7,663 | 4,426 | 2,307 | 1,290 | 6,297 | 2,352 | 905 | 237 | 100 | 40 |

¹Persons of negro descent, Chinese, Japanese, and Indians.

²Includes all persons of negro descent.

GENERAL NATIVITY, AND COLOR, BY STATES AND TERRITORIES: 1900—Continued.

WASHINGTON.

| AGES. | AGGREGATE. | | NATIVE BORN. | | FOREIGN BORN. | | NATIVE WHITE— NATIVE PARENTS. | | NATIVE WHITE— FOREIGN PARENTS. | | FOREIGN WHITE. | | TOTAL COLORED, ¹ | | NEGRO. ² | |
|---------------------|------------|---------------|--------------|---------------|---------------|---------------|----------------------------------|---------------|-----------------------------------|---------------|-------------------|---------------|--------------------------------|---------------|---------------------|---------------|
| | Males. | Fe- males. | Males. | Fe- males. | Males. | Fe- males. | Males. | Fe- males. | Males. | Fe- males. | Males. | Fe- males. | Males. | Fe- males. | Males. | Fe- males. |
| 50 years..... | 4,059 | 1,906 | 2,367 | 1,280 | 1,692 | 626 | 1,745 | 944 | 466 | 220 | 1,559 | 621 | 289 | 121 | 27 | 7 |
| 51 years..... | 2,763 | 1,288 | 1,580 | 881 | 1,183 | 407 | 1,186 | 704 | 354 | 146 | 1,090 | 405 | 123 | 33 | 17 | 4 |
| 52 years..... | 2,694 | 1,351 | 1,523 | 898 | 1,171 | 458 | 1,209 | 687 | 282 | 154 | 1,079 | 456 | 124 | 54 | 17 | 9 |
| 53 years..... | 2,232 | 1,146 | 1,229 | 754 | 1,003 | 392 | 982 | 611 | 214 | 119 | 948 | 392 | 88 | 24 | 19 | 2 |
| 54 years..... | 2,161 | 1,154 | 1,217 | 745 | 944 | 409 | 947 | 613 | 237 | 95 | 887 | 406 | 90 | 40 | 12 | 7 |
| 50 to 54 years.. | 13,909 | 6,845 | 7,916 | 4,553 | 5,993 | 2,292 | 6,079 | 3,559 | 1,553 | 734 | 5,563 | 2,280 | 714 | 272 | 92 | 29 |
| 55 years..... | 2,365 | 1,280 | 1,339 | 841 | 1,026 | 499 | 1,031 | 636 | 225 | 126 | 955 | 437 | 154 | 81 | 9 | 4 |
| 56 years..... | 1,957 | 1,060 | 1,088 | 696 | 869 | 364 | 866 | 570 | 180 | 94 | 800 | 362 | 111 | 34 | 13 | 7 |
| 57 years..... | 1,632 | 992 | 929 | 668 | 703 | 324 | 735 | 548 | 152 | 92 | 658 | 323 | 87 | 29 | 10 | 3 |
| 58 years..... | 1,503 | 934 | 841 | 598 | 662 | 356 | 677 | 492 | 142 | 92 | 638 | 335 | 46 | 15 | 4 | 1 |
| 59 years..... | 1,523 | 881 | 912 | 601 | 611 | 280 | 744 | 507 | 151 | 71 | 579 | 279 | 49 | 24 | 2 | 2 |
| 55 to 59 years.. | 8,980 | 5,147 | 5,109 | 3,404 | 3,371 | 1,743 | 4,053 | 2,733 | 850 | 475 | 3,630 | 1,736 | 447 | 188 | 88 | 17 |
| 60 years..... | 1,387 | 1,099 | 1,110 | 728 | 777 | 371 | 815 | 515 | 171 | 98 | 737 | 362 | 164 | 124 | 12 | 6 |
| 61 years..... | 1,083 | 659 | 667 | 438 | 416 | 221 | 543 | 372 | 108 | 51 | 402 | 221 | 30 | 15 | 4 | 2 |
| 62 years..... | 1,253 | 725 | 760 | 478 | 493 | 247 | 625 | 404 | 119 | 53 | 470 | 247 | 39 | 21 | 3 | 2 |
| 63 years..... | 1,191 | 736 | 721 | 477 | 470 | 259 | 602 | 410 | 109 | 47 | 480 | 258 | 20 | 21 | 4 | 4 |
| 64 years..... | 1,113 | 661 | 665 | 435 | 448 | 226 | 567 | 354 | 89 | 60 | 433 | 224 | 24 | 23 | 2 | 1 |
| 60 to 64 years.. | 6,527 | 3,880 | 3,923 | 2,556 | 2,604 | 1,324 | 3,152 | 2,055 | 596 | 309 | 2,502 | 1,312 | 277 | 204 | 23 | 13 |
| 65 years..... | 1,143 | 685 | 689 | 435 | 454 | 250 | 524 | 332 | 94 | 40 | 443 | 243 | 82 | 70 | 4 | 3 |
| 66 years..... | 1,024 | 593 | 609 | 391 | 415 | 202 | 498 | 323 | 94 | 53 | 405 | 202 | 27 | 15 | 1 | 2 |
| 67 years..... | 914 | 595 | 593 | 400 | 321 | 195 | 499 | 321 | 69 | 49 | 316 | 193 | 30 | 32 | 7 | 1 |
| 68 years..... | 722 | 411 | 467 | 263 | 255 | 148 | 400 | 227 | 54 | 23 | 251 | 147 | 17 | 14 | 3 | 1 |
| 69 years..... | 693 | 415 | 474 | 265 | 219 | 150 | 418 | 226 | 49 | 27 | 218 | 149 | 8 | 13 | 2 | 2 |
| 65 to 69 years.. | 4,496 | 2,699 | 2,832 | 1,754 | 1,664 | 945 | 2,339 | 1,429 | 360 | 192 | 1,633 | 934 | 164 | 144 | 15 | 9 |
| 70 years..... | 743 | 462 | 444 | 312 | 299 | 150 | 327 | 215 | 52 | 36 | 293 | 148 | 71 | 63 | 3 | 2 |
| 71 years..... | 484 | 289 | 311 | 186 | 173 | 103 | 265 | 165 | 39 | 17 | 173 | 103 | 7 | 4 | 2 | 1 |
| 72 years..... | 498 | 331 | 334 | 224 | 164 | 107 | 285 | 192 | 43 | 23 | 163 | 107 | 7 | 9 | 1 | 1 |
| 73 years..... | 423 | 291 | 275 | 193 | 148 | 98 | 240 | 167 | 29 | 24 | 146 | 96 | 8 | 4 | 1 | 1 |
| 74 years..... | 391 | 249 | 233 | 142 | 158 | 107 | 189 | 118 | 39 | 20 | 157 | 107 | 6 | 4 | 1 | 1 |
| 70 to 74 years.. | 2,539 | 1,622 | 1,597 | 1,057 | 942 | 565 | 1,306 | 857 | 202 | 120 | 932 | 561 | 99 | 84 | 8 | 4 |
| 75 years..... | 393 | 226 | 273 | 142 | 120 | 84 | 224 | 104 | 29 | 12 | 120 | 84 | 20 | 26 | 1 | 1 |
| 76 years..... | 299 | 202 | 196 | 138 | 103 | 64 | 172 | 124 | 18 | 7 | 103 | 64 | 6 | 7 | 1 | 1 |
| 77 years..... | 240 | 142 | 158 | 93 | 82 | 49 | 134 | 81 | 19 | 9 | 81 | 49 | 6 | 3 | 1 | 1 |
| 78 years..... | 181 | 127 | 119 | 75 | 62 | 52 | 96 | 60 | 16 | 8 | 62 | 51 | 7 | 8 | 1 | 1 |
| 79 years..... | 185 | 112 | 123 | 72 | 62 | 40 | 100 | 64 | 17 | 7 | 61 | 39 | 7 | 2 | 1 | 1 |
| 75 to 79 years.. | 1,298 | 809 | 869 | 520 | 429 | 289 | 726 | 433 | 99 | 43 | 427 | 287 | 46 | 46 | 1 | 3 |
| 80 years..... | 168 | 121 | 104 | 85 | 64 | 36 | 64 | 54 | 16 | 3 | 63 | 34 | 25 | 30 | 1 | 1 |
| 81 years..... | 101 | 82 | 63 | 61 | 38 | 21 | 55 | 56 | 3 | 3 | 37 | 21 | 6 | 2 | 1 | 1 |
| 82 years..... | 82 | 64 | 59 | 52 | 23 | 12 | 53 | 40 | 3 | 4 | 23 | 12 | 3 | 6 | 1 | 1 |
| 83 years..... | 72 | 37 | 49 | 19 | 23 | 18 | 41 | 17 | 8 | 1 | 23 | 18 | 1 | 1 | 1 | 1 |
| 84 years..... | 47 | 43 | 28 | 32 | 19 | 11 | 24 | 27 | 4 | 4 | 18 | 11 | 1 | 1 | 1 | 1 |
| 80 to 84 years.. | 470 | 347 | 303 | 249 | 167 | 98 | 237 | 194 | 34 | 15 | 164 | 96 | 35 | 42 | 3 | 3 |
| 85 years..... | 58 | 46 | 37 | 31 | 21 | 15 | 25 | 19 | 5 | 4 | 21 | 15 | 7 | 8 | 1 | 1 |
| 86 years..... | 38 | 24 | 25 | 12 | 13 | 12 | 23 | 11 | 2 | 1 | 13 | 12 | 2 | 1 | 1 | 1 |
| 87 years..... | 22 | 18 | 17 | 12 | 5 | 6 | 15 | 10 | 1 | 1 | 5 | 6 | 2 | 1 | 1 | 1 |
| 88 years..... | 26 | 10 | 19 | 7 | 7 | 3 | 14 | 5 | 2 | 2 | 7 | 3 | 3 | 2 | 1 | 1 |
| 89 years..... | 22 | 21 | 18 | 15 | 4 | 6 | 12 | 9 | 2 | 4 | 4 | 6 | 4 | 2 | 1 | 1 |
| 85 to 89 years.. | 166 | 119 | 116 | 77 | 50 | 42 | 89 | 54 | 11 | 10 | 50 | 42 | 16 | 13 | 2 | 1 |
| 90 years..... | 24 | 22 | 19 | 17 | 5 | 5 | 6 | 7 | 2 | 2 | 5 | 4 | 11 | 11 | 1 | 1 |
| 91 years..... | 7 | 9 | 5 | 7 | 2 | 2 | 5 | 4 | 2 | 2 | 2 | 2 | 2 | 1 | 1 | 1 |
| 92 years..... | 3 | 6 | 5 | 5 | 1 | 1 | 1 | 3 | 1 | 1 | 1 | 1 | 1 | 1 | 1 | 1 |
| 93 years..... | 7 | 4 | 5 | 1 | 2 | 3 | 1 | 1 | 2 | 2 | 2 | 3 | 2 | 1 | 1 | 1 |
| 94 years..... | 1 | 3 | 1 | 1 | 1 | 2 | 1 | 1 | 1 | 1 | 1 | 2 | 1 | 1 | 1 | 1 |
| 90 to 94 years.. | 42 | 44 | 32 | 31 | 10 | 13 | 14 | 16 | 4 | 2 | 10 | 12 | 14 | 14 | 1 | 1 |
| 95 years..... | 4 | 2 | 4 | 1 | 1 | 1 | 1 | 1 | 1 | 1 | 1 | 1 | 4 | 1 | 1 | 1 |
| 96 years..... | 2 | 2 | 1 | 1 | 1 | 1 | 1 | 1 | 1 | 1 | 1 | 1 | 1 | 1 | 1 | 1 |
| 97 years..... | 1 | 2 | 2 | 2 | 1 | 1 | 1 | 1 | 1 | 1 | 1 | 1 | 1 | 1 | 1 | 1 |
| 98 years..... | 1 | 1 | 1 | 1 | 1 | 1 | 1 | 1 | 1 | 1 | 1 | 1 | 1 | 1 | 1 | 1 |
| 99 years..... | 1 | 1 | 1 | 1 | 1 | 1 | 1 | 1 | 1 | 1 | 1 | 1 | 1 | 1 | 1 | 1 |
| 95 to 99 years.. | 8 | 8 | 6 | 5 | 2 | 3 | 1 | 2 | 1 | 1 | 2 | 3 | 5 | 2 | 1 | 1 |
| 100 years and over. | 6 | 8 | 5 | 3 | 1 | 5 | 1 | 5 | 1 | 1 | 1 | 5 | 4 | 3 | 1 | 1 |
| Age unknown.... | 5,325 | 934 | 4,476 | 857 | 849 | 77 | 4,188 | 644 | 91 | 32 | 377 | 67 | 669 | 191 | 29 | 10 |

¹Persons of negro descent, Chinese, Japanese, and Indians.

²Includes all persons of negro descent.

STATISTICS OF POPULATION.

TABLE 2.—AGES OF THE AGGREGATE POPULATION, CLASSIFIED BY SEX, WEST VIRGINIA.

| AGES. | AGGREGATE. | | NATIVE BORN. | | FOREIGN BORN. | | NATIVE WHITE—NATIVE PARENTS. | | NATIVE WHITE—FOREIGN PARENTS. | | FOREIGN WHITE. | | TOTAL COLORED. ¹ | | NEGRO. ² | |
|----------------|------------|-----------|--------------|-----------|---------------|-----------|------------------------------|-----------|-------------------------------|-----------|----------------|-----------|-----------------------------|-----------|---------------------|-----------|
| | Males. | Fe-males. | Males. | Fe-males. | Males. | Fe-males. | Males. | Fe-males. | Males. | Fe-males. | Males. | Fe-males. | Males. | Fe-males. | Males. | Fe-males. |
| All ages | 499,242 | 459,558 | 485,018 | 451,381 | 14,224 | 8,227 | 435,110 | 408,871 | 24,739 | 24,134 | 14,164 | 8,215 | 25,229 | 18,338 | 25,167 | 18,332 |
| Under 1 month | 1,323 | 1,313 | 1,323 | 1,313 | | | 1,212 | 1,205 | 48 | 43 | | | 68 | 65 | 63 | 65 |
| 1 to 2 months | 2,811 | 2,700 | 2,811 | 2,699 | | 1 | 2,635 | 2,519 | 86 | 84 | | 1 | 90 | 96 | 90 | 96 |
| 3 to 5 months | 3,871 | 3,563 | 3,871 | 3,563 | | | 3,613 | 3,247 | 134 | 153 | | | 124 | 163 | 124 | 163 |
| 6 to 8 months | 3,643 | 3,502 | 3,643 | 3,498 | | 4 | 3,411 | 3,279 | 120 | 93 | | 4 | 112 | 126 | 112 | 126 |
| 9 to 11 months | 3,785 | 3,595 | 3,784 | 3,595 | 1 | | 3,561 | 3,359 | 109 | 108 | 1 | | 114 | 128 | 114 | 128 |
| Under 1 year | 15,438 | 14,673 | 15,432 | 14,668 | 1 | 5 | 14,432 | 13,609 | 497 | 481 | 1 | 5 | 503 | 573 | 503 | 573 |
| 1 year | 13,272 | 12,806 | 13,262 | 12,800 | 10 | 6 | 12,348 | 11,926 | 459 | 408 | 10 | 6 | 455 | 466 | 455 | 466 |
| 2 years | 13,686 | 12,388 | 13,678 | 12,869 | 8 | 14 | 12,697 | 11,983 | 475 | 454 | 8 | 14 | 506 | 432 | 506 | 432 |
| 3 years | 13,645 | 13,044 | 13,629 | 13,032 | 16 | 12 | 12,685 | 12,142 | 474 | 454 | 16 | 12 | 470 | 436 | 470 | 436 |
| 4 years | 13,387 | 12,636 | 13,376 | 12,620 | 11 | 16 | 12,455 | 11,704 | 451 | 439 | 11 | 16 | 470 | 477 | 470 | 477 |
| 1 to 4 years | 53,990 | 51,369 | 53,945 | 51,321 | 45 | 48 | 50,185 | 47,755 | 1,859 | 1,755 | 45 | 48 | 1,901 | 1,811 | 1,901 | 1,811 |
| 5 years | 12,699 | 12,264 | 12,676 | 12,250 | 23 | 14 | 11,780 | 11,399 | 442 | 409 | 23 | 14 | 454 | 442 | 454 | 442 |
| 6 years | 12,857 | 12,728 | 12,836 | 12,707 | 21 | 21 | 11,882 | 11,782 | 483 | 471 | 21 | 21 | 471 | 454 | 471 | 454 |
| 7 years | 12,414 | 12,017 | 12,389 | 11,997 | 25 | 20 | 11,481 | 11,071 | 446 | 468 | 25 | 20 | 462 | 458 | 462 | 458 |
| 8 years | 12,569 | 11,981 | 12,538 | 11,900 | 31 | 31 | 11,647 | 11,055 | 446 | 445 | 31 | 31 | 445 | 400 | 445 | 400 |
| 9 years | 11,307 | 10,903 | 11,264 | 10,877 | 43 | 26 | 10,429 | 10,073 | 419 | 403 | 43 | 26 | 416 | 401 | 416 | 401 |
| 5 to 9 years | 61,846 | 59,843 | 61,703 | 59,731 | 143 | 112 | 57,219 | 55,380 | 2,236 | 2,196 | 143 | 112 | 2,248 | 2,155 | 2,248 | 2,155 |
| 10 years | 12,151 | 11,415 | 12,113 | 11,375 | 38 | 40 | 11,252 | 10,674 | 425 | 398 | 38 | 40 | 436 | 403 | 436 | 403 |
| 11 years | 11,090 | 10,805 | 11,041 | 10,765 | 49 | 40 | 10,193 | 9,950 | 462 | 430 | 49 | 40 | 386 | 385 | 386 | 384 |
| 12 years | 11,396 | 10,821 | 11,338 | 10,765 | 58 | 56 | 10,468 | 9,928 | 436 | 435 | 57 | 56 | 435 | 402 | 435 | 402 |
| 13 years | 11,167 | 10,761 | 11,104 | 10,703 | 63 | 58 | 10,251 | 9,782 | 473 | 461 | 63 | 58 | 380 | 460 | 379 | 459 |
| 14 years | 10,904 | 10,219 | 10,827 | 10,153 | 77 | 66 | 9,981 | 9,293 | 450 | 455 | 75 | 66 | 398 | 400 | 395 | 400 |
| 10 to 14 years | 56,708 | 54,021 | 56,423 | 53,761 | 285 | 260 | 52,145 | 49,532 | 2,246 | 2,179 | 282 | 260 | 2,035 | 2,050 | 2,031 | 2,048 |
| 15 years | 11,010 | 10,299 | 10,939 | 10,237 | 71 | 62 | 10,015 | 9,354 | 476 | 490 | 71 | 62 | 443 | 393 | 443 | 393 |
| 16 years | 11,073 | 10,833 | 10,993 | 10,770 | 80 | 68 | 10,015 | 9,323 | 475 | 508 | 80 | 68 | 503 | 434 | 503 | 433 |
| 17 years | 10,157 | 9,851 | 10,036 | 9,799 | 121 | 62 | 9,027 | 8,392 | 454 | 439 | 121 | 61 | 555 | 419 | 554 | 419 |
| 18 years | 11,008 | 10,375 | 10,845 | 10,276 | 163 | 99 | 9,600 | 9,341 | 512 | 496 | 162 | 99 | 734 | 439 | 733 | 439 |
| 19 years | 9,825 | 9,548 | 9,657 | 9,466 | 163 | 92 | 8,534 | 8,548 | 453 | 467 | 163 | 91 | 670 | 442 | 670 | 441 |
| 15 to 19 years | 53,073 | 50,921 | 52,470 | 50,538 | 603 | 383 | 47,191 | 45,963 | 2,370 | 2,450 | 602 | 381 | 2,910 | 2,127 | 2,908 | 2,125 |
| 20 years | 10,222 | 9,837 | 10,009 | 9,710 | 213 | 127 | 8,722 | 8,691 | 496 | 501 | 213 | 127 | 791 | 518 | 790 | 518 |
| 21 years | 10,534 | 9,414 | 10,305 | 9,315 | 229 | 99 | 8,832 | 8,359 | 523 | 516 | 229 | 99 | 950 | 440 | 949 | 440 |
| 22 years | 10,341 | 9,636 | 10,066 | 9,549 | 275 | 137 | 8,662 | 8,392 | 514 | 514 | 273 | 137 | 892 | 496 | 889 | 496 |
| 23 years | 9,594 | 8,983 | 9,295 | 8,784 | 299 | 154 | 8,010 | 7,759 | 484 | 573 | 297 | 153 | 803 | 448 | 802 | 448 |
| 24 years | 9,541 | 8,565 | 9,219 | 8,429 | 322 | 136 | 7,968 | 7,393 | 461 | 573 | 321 | 136 | 791 | 463 | 790 | 463 |
| 20 to 24 years | 50,232 | 46,440 | 48,894 | 45,787 | 1,338 | 653 | 42,194 | 40,741 | 2,478 | 2,682 | 1,333 | 652 | 4,227 | 2,365 | 4,220 | 2,365 |
| 25 years | 9,425 | 8,490 | 9,055 | 8,350 | 370 | 140 | 7,646 | 7,339 | 547 | 571 | 369 | 140 | 863 | 440 | 863 | 440 |
| 26 years | 8,569 | 7,665 | 8,215 | 7,537 | 354 | 128 | 7,046 | 6,621 | 519 | 529 | 352 | 127 | 652 | 388 | 649 | 388 |
| 27 years | 8,345 | 7,436 | 7,994 | 7,314 | 351 | 122 | 6,836 | 6,462 | 545 | 506 | 349 | 122 | 565 | 346 | 564 | 346 |
| 28 years | 8,624 | 7,283 | 8,251 | 7,145 | 373 | 138 | 7,022 | 6,333 | 584 | 477 | 372 | 136 | 696 | 337 | 694 | 337 |
| 29 years | 7,456 | 6,611 | 7,154 | 6,487 | 302 | 124 | 6,168 | 5,702 | 517 | 502 | 300 | 124 | 471 | 283 | 468 | 283 |
| 25 to 29 years | 42,419 | 37,485 | 40,669 | 36,833 | 1,750 | 652 | 34,768 | 32,457 | 2,662 | 2,585 | 1,742 | 649 | 3,247 | 1,794 | 3,238 | 1,794 |
| 30 years | 8,864 | 7,435 | 8,366 | 7,265 | 493 | 170 | 7,053 | 6,313 | 573 | 569 | 495 | 170 | 743 | 383 | 739 | 383 |
| 31 years | 5,763 | 5,323 | 5,507 | 5,225 | 266 | 98 | 4,780 | 4,629 | 426 | 423 | 254 | 98 | 303 | 168 | 301 | 168 |
| 32 years | 6,971 | 6,012 | 6,672 | 5,831 | 299 | 131 | 5,830 | 5,170 | 511 | 494 | 296 | 131 | 334 | 217 | 331 | 217 |
| 33 years | 6,489 | 5,714 | 6,159 | 5,568 | 330 | 146 | 5,348 | 4,939 | 476 | 410 | 329 | 145 | 336 | 220 | 336 | 219 |
| 34 years | 6,085 | 5,387 | 5,768 | 5,243 | 317 | 144 | 4,946 | 4,557 | 465 | 474 | 312 | 143 | 362 | 213 | 357 | 213 |
| 30 to 34 years | 34,172 | 29,871 | 32,472 | 29,132 | 1,700 | 689 | 27,957 | 25,608 | 2,451 | 2,375 | 1,686 | 637 | 2,078 | 1,201 | 2,064 | 1,200 |
| 35 years | 6,367 | 5,276 | 5,984 | 5,124 | 383 | 152 | 4,933 | 4,389 | 485 | 421 | 378 | 152 | 521 | 314 | 517 | 314 |
| 36 years | 5,255 | 4,516 | 4,927 | 4,384 | 323 | 132 | 4,263 | 3,804 | 383 | 386 | 324 | 132 | 280 | 194 | 276 | 194 |
| 37 years | 5,122 | 4,533 | 4,820 | 4,398 | 302 | 135 | 4,207 | 3,540 | 410 | 391 | 301 | 135 | 204 | 167 | 203 | 167 |
| 38 years | 6,052 | 5,126 | 5,737 | 4,979 | 315 | 147 | 5,023 | 4,347 | 423 | 416 | 312 | 147 | 294 | 216 | 291 | 216 |
| 39 years | 5,675 | 5,095 | 5,424 | 4,972 | 251 | 123 | 4,712 | 4,360 | 409 | 422 | 249 | 123 | 305 | 190 | 303 | 190 |
| 35 to 39 years | 28,471 | 24,546 | 26,892 | 23,837 | 1,579 | 689 | 23,193 | 20,740 | 2,110 | 2,086 | 1,564 | 689 | 1,604 | 1,081 | 1,590 | 1,081 |
| 40 years | 6,188 | 5,200 | 5,748 | 5,034 | 440 | 166 | 4,821 | 4,273 | 467 | 479 | 439 | 166 | 461 | 282 | 460 | 282 |
| 41 years | 4,426 | 3,794 | 4,241 | 3,674 | 185 | 120 | 3,714 | 3,242 | 383 | 340 | 183 | 120 | 146 | 92 | 144 | 92 |
| 42 years | 4,955 | 4,325 | 4,702 | 4,220 | 263 | 105 | 4,108 | 3,632 | 399 | 387 | 252 | 104 | 196 | 152 | 196 | 152 |
| 43 years | 4,461 | 3,989 | 4,233 | 3,896 | 198 | 93 | 3,756 | 3,431 | 367 | 347 | 197 | 93 | 141 | 118 | 140 | 118 |
| 44 years | 4,346 | 4,004 | 4,133 | 3,834 | 213 | 120 | 3,619 | 3,439 | 348 | 279 | 213 | 120 | 166 | 116 | 166 | 116 |
| 40 to 44 years | 24,376 | 21,312 | 23,087 | 20,708 | 1,289 | 604 | 20,018 | 18,117 | 1,964 | 1,832 | 1,284 | 603 | 1,110 | 760 | 1,106 | 760 |
| 45 years | 4,751 | 4,125 | 4,483 | 3,981 | 268 | 144 | 3,881 | 3,510 | 331 | 273 | 268 | 144 | 271 | 192 | 271 | 192 |
| 46 years | 3,937 | 3,412 | 3,734 | 3,306 | 203 | 106 | 3,320 | 2,977 | 270 | 242 | 201 | 106 | 146 | 87 | 146 | 87 |
| 47 years | 3,633 | 3,323 | 3,452 | 3,136 | 181 | 137 | 3,095 | 2,770 | 245 | 229 | 181 | 137 | 112 | 87 | 112 | 87 |
| 48 years | 3,703 | 3,370 | 3,520 | 3,224 | 133 | 146 | 3,157 | 2,863 | 226 | 233 | 181 | 146 | 139 | 128 | 137 | 128 |
| 49 years | 3,443 | 3,143 | 3,227 | 3,007 | 216 | 136 | 2,852 | 2,677 | 223 | 215 | 213 | 136 | 155 | 115 | 152 | 115 |
| 45 to 49 years | 19,467 | 17,373 | 18,416 | 16,704 | 1,051 | 669 | 16,305 | 14,897 | 1,295 | 1,198 | 1,044 | 669 | 823 | 609 | 818 | 609 |

¹ Persons of negro descent, Chinese, Japanese, and Indians.

² Includes all persons of negro descent.

GENERAL NATIVITY, AND COLOR, BY STATES AND TERRITORIES: 1900—Continued.

WEST VIRGINIA.

| AGES. | AGGREGATE. | | NATIVE BORN. | | FOREIGN BORN. | | NATIVE WHITE— NATIVE PARENTS. | | NATIVE WHITE— FOREIGN PARENTS. | | FOREIGN WHITE. | | TOTAL COLORED. ¹ | | NEGRO. ² | |
|---------------------|------------|---------------|--------------|---------------|---------------|---------------|----------------------------------|---------------|-----------------------------------|---------------|-------------------|---------------|--------------------------------|---------------|---------------------|---------------|
| | Males. | Fe- males. | Males. | Fe- males. | Males. | Fe- males. | Males. | Fe- males. | Males. | Fe- males. | Males. | Fe- males. | Males. | Fe- males. | Males. | Fe- males. |
| 50 years..... | 4,581 | 3,734 | 4,265 | 3,551 | 316 | 183 | 3,701 | 3,104 | 249 | 210 | 316 | 183 | 315 | 237 | 315 | 237 |
| 51 years..... | 3,262 | 2,659 | 3,053 | 2,512 | 209 | 147 | 2,820 | 2,287 | 151 | 155 | 208 | 147 | 83 | 70 | 82 | 70 |
| 52 years..... | 3,654 | 2,994 | 3,428 | 2,835 | 226 | 159 | 3,120 | 2,583 | 185 | 157 | 226 | 158 | 123 | 96 | 123 | 96 |
| 53 years..... | 3,124 | 2,737 | 2,934 | 2,596 | 190 | 141 | 2,683 | 2,365 | 145 | 134 | 190 | 141 | 106 | 97 | 106 | 97 |
| 54 years..... | 3,018 | 2,670 | 2,823 | 2,542 | 195 | 128 | 2,586 | 2,349 | 148 | 127 | 195 | 127 | 89 | 67 | 89 | 67 |
| 50 to 54 years.. | 17,639 | 14,794 | 16,503 | 14,036 | 1,136 | 758 | 14,910 | 12,688 | 878 | 783 | 1,135 | 756 | 716 | 567 | 715 | 567 |
| 55 years..... | 3,132 | 2,821 | 2,914 | 2,644 | 218 | 177 | 2,599 | 2,392 | 167 | 153 | 218 | 177 | 148 | 99 | 148 | 99 |
| 56 years..... | 2,736 | 2,408 | 2,543 | 2,284 | 193 | 124 | 2,343 | 2,107 | 95 | 114 | 192 | 124 | 106 | 63 | 106 | 63 |
| 57 years..... | 2,353 | 2,064 | 2,197 | 1,931 | 156 | 133 | 2,012 | 1,780 | 121 | 112 | 156 | 133 | 64 | 39 | 64 | 39 |
| 58 years..... | 2,257 | 2,021 | 2,103 | 1,887 | 154 | 134 | 1,913 | 1,739 | 107 | 86 | 154 | 134 | 83 | 62 | 83 | 62 |
| 59 years..... | 2,146 | 2,029 | 2,003 | 1,909 | 143 | 120 | 1,845 | 1,766 | 105 | 93 | 143 | 120 | 53 | 45 | 53 | 45 |
| 55 to 59 years.. | 12,624 | 11,343 | 11,760 | 10,655 | 864 | 688 | 10,712 | 9,784 | 595 | 563 | 863 | 688 | 454 | 308 | 454 | 308 |
| 60 years..... | 2,491 | 2,404 | 2,284 | 2,216 | 207 | 188 | 2,027 | 1,998 | 121 | 97 | 207 | 188 | 136 | 121 | 136 | 121 |
| 61 years..... | 1,601 | 1,456 | 1,477 | 1,359 | 124 | 96 | 1,366 | 1,280 | 78 | 58 | 124 | 96 | 83 | 21 | 83 | 21 |
| 62 years..... | 1,893 | 1,781 | 1,747 | 1,672 | 146 | 109 | 1,611 | 1,556 | 81 | 68 | 146 | 109 | 55 | 48 | 55 | 48 |
| 63 years..... | 1,519 | 1,727 | 1,683 | 1,586 | 131 | 141 | 1,567 | 1,482 | 72 | 65 | 131 | 141 | 49 | 39 | 48 | 39 |
| 64 years..... | 1,655 | 1,510 | 1,547 | 1,391 | 108 | 119 | 1,427 | 1,298 | 69 | 69 | 108 | 119 | 51 | 24 | 51 | 24 |
| 60 to 64 years.. | 9,459 | 8,877 | 8,743 | 8,224 | 716 | 653 | 7,998 | 7,614 | 421 | 357 | 716 | 653 | 324 | 253 | 323 | 253 |
| 65 years..... | 1,621 | 1,665 | 1,481 | 1,515 | 140 | 150 | 1,350 | 1,371 | 59 | 79 | 140 | 149 | 72 | 66 | 72 | 66 |
| 66 years..... | 1,564 | 1,300 | 1,429 | 1,220 | 135 | 80 | 1,335 | 1,147 | 60 | 53 | 135 | 80 | 34 | 20 | 34 | 20 |
| 67 years..... | 1,357 | 1,292 | 1,246 | 1,195 | 111 | 97 | 1,176 | 1,119 | 43 | 43 | 111 | 97 | 27 | 33 | 27 | 33 |
| 68 years..... | 1,278 | 1,170 | 1,172 | 1,075 | 106 | 95 | 1,095 | 1,015 | 48 | 30 | 106 | 95 | 29 | 30 | 29 | 30 |
| 69 years..... | 1,113 | 1,054 | 1,024 | 965 | 89 | 89 | 943 | 908 | 42 | 40 | 89 | 89 | 39 | 17 | 39 | 17 |
| 65 to 69 years.. | 6,933 | 6,481 | 6,352 | 5,970 | 581 | 511 | 5,899 | 5,560 | 252 | 245 | 581 | 510 | 201 | 166 | 201 | 166 |
| 70 years..... | 1,307 | 1,264 | 1,148 | 1,159 | 159 | 105 | 1,033 | 1,037 | 45 | 45 | 159 | 105 | 70 | 77 | 70 | 77 |
| 71 years..... | 871 | 752 | 769 | 690 | 102 | 62 | 725 | 653 | 29 | 29 | 102 | 62 | 15 | 8 | 15 | 8 |
| 72 years..... | 1,035 | 839 | 940 | 805 | 95 | 84 | 872 | 758 | 46 | 31 | 95 | 84 | 22 | 16 | 22 | 16 |
| 73 years..... | 900 | 735 | 815 | 725 | 34 | 70 | 754 | 673 | 36 | 35 | 34 | 70 | 26 | 17 | 26 | 17 |
| 74 years..... | 312 | 705 | 721 | 636 | 31 | 69 | 675 | 591 | 29 | 29 | 31 | 69 | 17 | 16 | 17 | 16 |
| 70 to 74 years.. | 4,925 | 4,405 | 4,394 | 4,015 | 531 | 390 | 4,059 | 3,712 | 185 | 169 | 531 | 390 | 150 | 134 | 150 | 134 |
| 75 years..... | 790 | 773 | 701 | 686 | 39 | 87 | 647 | 611 | 22 | 29 | 39 | 87 | 32 | 46 | 31 | 46 |
| 76 years..... | 623 | 595 | 563 | 543 | 60 | 52 | 514 | 500 | 30 | 30 | 60 | 52 | 19 | 13 | 19 | 13 |
| 77 years..... | 541 | 508 | 495 | 465 | 46 | 43 | 461 | 430 | 24 | 23 | 46 | 43 | 10 | 12 | 10 | 12 |
| 78 years..... | 496 | 437 | 449 | 396 | 47 | 41 | 422 | 365 | 17 | 22 | 47 | 41 | 10 | 9 | 10 | 9 |
| 79 years..... | 402 | 392 | 369 | 360 | 33 | 32 | 345 | 340 | 13 | 14 | 33 | 32 | 11 | 6 | 11 | 6 |
| 75 to 79 years.. | 2,852 | 2,705 | 2,577 | 2,450 | 275 | 255 | 2,339 | 2,246 | 106 | 118 | 275 | 255 | 82 | 86 | 81 | 86 |
| 80 years..... | 397 | 443 | 344 | 405 | 53 | 43 | 324 | 360 | 3 | 16 | 53 | 43 | 12 | 29 | 12 | 29 |
| 81 years..... | 305 | 242 | 273 | 223 | 32 | 14 | 251 | 218 | 20 | 9 | 32 | 14 | 2 | 1 | 2 | 1 |
| 82 years..... | 274 | 266 | 247 | 239 | 27 | 27 | 218 | 216 | 20 | 15 | 27 | 27 | 9 | 8 | 9 | 8 |
| 83 years..... | 213 | 183 | 185 | 172 | 28 | 11 | 169 | 153 | 12 | 14 | 28 | 11 | 4 | 5 | 4 | 5 |
| 84 years..... | 161 | 169 | 146 | 155 | 15 | 14 | 130 | 138 | 11 | 14 | 15 | 14 | 5 | 3 | 5 | 3 |
| 80 to 84 years.. | 1,350 | 1,308 | 1,195 | 1,199 | 155 | 109 | 1,092 | 1,085 | 71 | 68 | 155 | 109 | 32 | 46 | 32 | 46 |
| 85 years..... | 155 | 146 | 148 | 134 | 7 | 12 | 127 | 120 | 9 | 8 | 7 | 12 | 12 | 6 | 12 | 6 |
| 86 years..... | 114 | 112 | 104 | 100 | 10 | 12 | 97 | 91 | 6 | 5 | 10 | 12 | 1 | 4 | 1 | 4 |
| 87 years..... | 83 | 112 | 78 | 99 | 5 | 13 | 73 | 87 | 3 | 8 | 5 | 13 | 2 | 4 | 2 | 4 |
| 88 years..... | 72 | 83 | 65 | 82 | 7 | 1 | 57 | 72 | 4 | 8 | 7 | 1 | 4 | 2 | 4 | 2 |
| 89 years..... | 72 | 42 | 68 | 38 | 4 | 4 | 65 | 35 | 1 | | 4 | 4 | 2 | 3 | 2 | 3 |
| 85 to 89 years.. | 496 | 495 | 463 | 453 | 33 | 42 | 419 | 405 | 23 | 29 | 33 | 42 | 21 | 19 | 21 | 19 |
| 90 years..... | 43 | 61 | 38 | 54 | 5 | 7 | 31 | 49 | 3 | 2 | 5 | 7 | 4 | 3 | 4 | 3 |
| 91 years..... | 12 | 25 | 12 | 24 | | 1 | 10 | 21 | 2 | 2 | | 1 | | | | |
| 92 years..... | 20 | 16 | 17 | 16 | 3 | | 16 | 13 | 1 | 3 | 3 | | | | | |
| 93 years..... | 16 | 15 | 15 | 15 | 1 | | 14 | 13 | | 1 | 1 | | 1 | 1 | 1 | 1 |
| 94 years..... | 3 | 12 | 3 | 12 | | | 3 | 10 | | | | | 2 | 2 | 2 | 2 |
| 90 to 94 years.. | 94 | 129 | 85 | 121 | 9 | 8 | 74 | 106 | 6 | 8 | 9 | 8 | 5 | 7 | 5 | 7 |
| 95 years..... | 5 | 13 | 4 | 13 | | | 3 | 8 | 1 | | 1 | | | | | |
| 96 years..... | 3 | 6 | 2 | 5 | 1 | 1 | 2 | 5 | | | 1 | 1 | | | | |
| 97 years..... | | 2 | | 1 | | 1 | | 1 | | | | 1 | | | | |
| 98 years..... | 1 | 3 | | 7 | 1 | 1 | | 7 | | | 1 | 1 | | | | |
| 99 years..... | 2 | 4 | 2 | 4 | | | 2 | 3 | | | | | | 1 | | 1 |
| 95 to 99 years.. | 11 | 33 | 8 | 30 | 3 | 3 | 7 | 24 | 1 | | 3 | 3 | | 6 | | 6 |
| 100 years and over. | 9 | 10 | 6 | 8 | 3 | 2 | 3 | 4 | | | 3 | 2 | 3 | 4 | 3 | 4 |
| Age unknown.... | 2,663 | 1,124 | 2,529 | 1,080 | 134 | 44 | 1,941 | 844 | 33 | 25 | 134 | 44 | 555 | 211 | 555 | 210 |

¹Persons of negro descent, Chinese, Japanese, and Indians.

²Includes all persons of negro descent.

STATISTICS OF POPULATION.

TABLE 2.—AGES OF THE AGGREGATE POPULATION, CLASSIFIED BY SEX, WISCONSIN.

| AGES. | AGGREGATE. | | NATIVE BORN. | | FOREIGN BORN. | | NATIVE WHITE—NATIVE PARENTS. | | NATIVE WHITE—FOREIGN PARENTS. | | FOREIGN WHITE. | | TOTAL COLORED. ¹ | | NEGRO. ² | |
|---------------------|------------|-----------|--------------|-----------|---------------|-----------|------------------------------|-----------|-------------------------------|-----------|----------------|-----------|-----------------------------|-----------|---------------------|-----------|
| | Males. | Fe-males. | Males. | Fe-males. | Males. | Fe-males. | Males. | Fe-males. | Males. | Fe-males. | Males. | Fe-males. | Males. | Fe-males. | Males. | Fe-males. |
| All ages | 1,067,562 | 1,001,480 | 784,937 | 768,184 | 282,625 | 283,346 | 298,552 | 287,351 | 480,661 | 475,642 | 282,393 | 233,312 | 5,956 | 5,175 | 1,418 | 1,124 |
| Under 1 month... | 2,220 | 2,138 | 2,219 | 2,138 | 1 | | 1,046 | 1,007 | 1,154 | 1,113 | 1 | | 19 | 18 | 3 | 4 |
| 1 to 2 months..... | 4,689 | 4,698 | 4,686 | 4,693 | 3 | 5 | 2,207 | 2,194 | 2,453 | 2,478 | 3 | 5 | 26 | 21 | 3 | 2 |
| 3 to 5 months..... | 6,634 | 6,476 | 6,619 | 6,466 | 15 | 10 | 3,025 | 2,961 | 3,563 | 3,477 | 15 | 10 | 31 | 28 | 5 | 6 |
| 6 to 8 months..... | 6,201 | 6,303 | 6,196 | 6,292 | 5 | 11 | 2,844 | 2,896 | 3,325 | 3,365 | 5 | 11 | 27 | 30 | 2 | 4 |
| 9 to 11 months..... | 6,681 | 6,482 | 6,668 | 6,464 | 13 | 18 | 3,210 | 3,017 | 3,424 | 3,421 | 13 | 18 | 84 | 26 | 5 | 3 |
| Under 1 year.. | 26,425 | 26,097 | 26,385 | 26,053 | 37 | 44 | 12,332 | 12,075 | 13,919 | 13,855 | 37 | 44 | 137 | 123 | 18 | 19 |
| 1 year..... | 24,933 | 24,312 | 24,861 | 24,243 | 77 | 69 | 11,457 | 11,037 | 13,283 | 13,114 | 77 | 69 | 121 | 92 | 23 | 6 |
| 2 years..... | 25,811 | 25,250 | 25,684 | 25,142 | 127 | 108 | 11,360 | 11,148 | 14,204 | 13,875 | 127 | 108 | 120 | 119 | 19 | 17 |
| 3 years..... | 26,950 | 25,336 | 26,107 | 25,204 | 143 | 132 | 11,226 | 10,755 | 14,754 | 14,308 | 142 | 132 | 128 | 141 | 18 | 23 |
| 4 years..... | 26,560 | 25,765 | 26,378 | 25,621 | 172 | 144 | 10,992 | 10,542 | 15,259 | 14,939 | 171 | 144 | 128 | 140 | 13 | 20 |
| 1 to 4 years... | 103,549 | 100,663 | 103,030 | 100,210 | 519 | 453 | 45,035 | 43,482 | 57,500 | 56,236 | 517 | 453 | 497 | 492 | 73 | 66 |
| 5 years..... | 25,590 | 25,323 | 25,386 | 25,134 | 204 | 189 | 10,323 | 10,119 | 14,937 | 14,882 | 204 | 189 | 126 | 133 | 18 | 17 |
| 6 years..... | 25,688 | 25,459 | 25,423 | 25,216 | 265 | 243 | 10,073 | 9,981 | 15,218 | 15,099 | 265 | 242 | 132 | 137 | 19 | 17 |
| 7 years..... | 25,623 | 25,081 | 25,193 | 24,653 | 425 | 423 | 9,764 | 9,706 | 15,320 | 14,816 | 424 | 423 | 128 | 115 | 15 | 17 |
| 8 years..... | 25,096 | 24,999 | 24,416 | 24,299 | 680 | 700 | 9,408 | 9,289 | 14,381 | 14,368 | 680 | 699 | 127 | 143 | 17 | 19 |
| 9 years..... | 24,468 | 23,825 | 23,491 | 22,919 | 977 | 906 | 8,929 | 8,668 | 14,420 | 14,131 | 977 | 906 | 142 | 120 | 19 | 18 |
| 5 to 9 years... | 126,466 | 124,687 | 123,914 | 122,221 | 2,551 | 2,466 | 48,497 | 47,763 | 74,776 | 73,796 | 2,550 | 2,464 | 642 | 664 | 88 | 88 |
| 10 years..... | 24,656 | 24,257 | 23,575 | 23,205 | 1,081 | 1,052 | 8,789 | 8,681 | 14,658 | 14,398 | 1,081 | 1,052 | 128 | 126 | 18 | 24 |
| 11 years..... | 23,100 | 22,934 | 21,970 | 21,822 | 1,130 | 1,112 | 8,059 | 7,963 | 13,786 | 13,739 | 1,129 | 1,111 | 126 | 121 | 21 | 22 |
| 12 years..... | 23,917 | 23,104 | 22,542 | 21,780 | 1,375 | 1,324 | 7,997 | 7,997 | 14,411 | 13,966 | 1,375 | 1,324 | 134 | 117 | 16 | 18 |
| 13 years..... | 22,061 | 22,242 | 20,643 | 20,374 | 1,418 | 1,368 | 7,287 | 7,295 | 13,251 | 13,451 | 1,418 | 1,368 | 105 | 128 | 21 | 27 |
| 14 years..... | 23,229 | 22,612 | 21,561 | 21,004 | 1,668 | 1,608 | 7,345 | 7,207 | 14,114 | 13,675 | 1,668 | 1,608 | 102 | 122 | 16 | 15 |
| 10 to 14 years.. | 116,963 | 115,149 | 110,291 | 108,685 | 6,872 | 6,464 | 39,477 | 38,843 | 70,220 | 69,229 | 6,871 | 6,463 | 595 | 614 | 92 | 106 |
| 15 years..... | 22,271 | 22,365 | 20,564 | 20,606 | 1,707 | 1,759 | 6,879 | 6,896 | 13,533 | 13,606 | 1,707 | 1,759 | 102 | 104 | 17 | 19 |
| 16 years..... | 21,958 | 22,245 | 20,009 | 20,401 | 1,949 | 1,844 | 6,751 | 6,896 | 13,160 | 13,855 | 1,949 | 1,844 | 98 | 120 | 15 | 23 |
| 17 years..... | 21,189 | 20,615 | 18,838 | 18,487 | 2,286 | 2,128 | 6,255 | 6,147 | 12,524 | 12,260 | 2,286 | 2,128 | 104 | 80 | 23 | 15 |
| 18 years..... | 20,152 | 20,169 | 17,294 | 17,519 | 2,858 | 2,650 | 5,372 | 5,397 | 11,335 | 11,516 | 2,857 | 2,649 | 88 | 107 | 21 | 32 |
| 19 years..... | 18,969 | 19,025 | 15,907 | 16,110 | 3,062 | 2,915 | 5,368 | 5,367 | 10,461 | 10,640 | 3,060 | 2,914 | 90 | 104 | 30 | 30 |
| 15 to 19 years.. | 104,519 | 104,419 | 92,657 | 93,123 | 11,862 | 11,296 | 31,125 | 31,203 | 61,053 | 61,407 | 11,859 | 11,294 | 482 | 515 | 111 | 119 |
| 20 years..... | 18,926 | 19,557 | 15,469 | 16,270 | 3,457 | 3,287 | 5,143 | 5,243 | 10,227 | 10,905 | 3,455 | 3,287 | 101 | 122 | 30 | 27 |
| 21 years..... | 18,476 | 17,703 | 14,978 | 14,621 | 3,498 | 3,082 | 4,788 | 4,686 | 10,092 | 9,877 | 3,495 | 3,082 | 101 | 68 | 29 | 16 |
| 22 years..... | 18,226 | 18,317 | 14,592 | 15,077 | 3,634 | 3,240 | 4,393 | 4,560 | 10,079 | 10,438 | 3,632 | 3,238 | 122 | 81 | 40 | 30 |
| 23 years..... | 17,557 | 17,904 | 13,985 | 14,695 | 3,672 | 3,209 | 4,033 | 4,362 | 9,836 | 10,262 | 3,572 | 3,207 | 116 | 88 | 45 | 23 |
| 24 years..... | 18,019 | 17,568 | 14,027 | 14,339 | 3,992 | 3,229 | 4,017 | 3,967 | 9,902 | 10,283 | 3,990 | 3,228 | 110 | 90 | 22 | 35 |
| 20 to 24 years.. | 91,204 | 91,049 | 73,051 | 75,002 | 18,153 | 16,047 | 22,374 | 22,318 | 50,136 | 51,755 | 18,144 | 16,042 | 550 | 434 | 166 | 136 |
| 25 years..... | 17,176 | 16,920 | 13,191 | 13,598 | 3,985 | 3,322 | 3,573 | 3,658 | 9,503 | 9,856 | 3,980 | 3,320 | 115 | 86 | 23 | 23 |
| 26 years..... | 16,671 | 15,659 | 12,677 | 12,357 | 4,094 | 3,302 | 3,447 | 3,324 | 9,033 | 8,944 | 4,087 | 3,302 | 104 | 89 | 27 | 27 |
| 27 years..... | 16,454 | 15,222 | 12,009 | 11,802 | 4,445 | 3,420 | 3,322 | 3,081 | 8,606 | 8,648 | 4,442 | 3,420 | 84 | 73 | 33 | 21 |
| 28 years..... | 16,387 | 15,462 | 12,104 | 11,735 | 4,783 | 3,727 | 3,427 | 3,080 | 8,557 | 8,558 | 4,777 | 3,725 | 126 | 99 | 45 | 29 |
| 29 years..... | 15,406 | 13,976 | 10,717 | 10,414 | 4,689 | 3,562 | 3,029 | 2,788 | 7,601 | 7,563 | 4,684 | 3,562 | 92 | 68 | 27 | 21 |
| 25 to 29 years.. | 82,594 | 77,239 | 60,598 | 59,906 | 21,996 | 17,333 | 16,803 | 15,926 | 43,300 | 43,569 | 21,970 | 17,329 | 521 | 415 | 160 | 121 |
| 30 years..... | 13,227 | 15,999 | 12,088 | 11,426 | 6,139 | 4,573 | 3,459 | 3,119 | 8,513 | 8,197 | 6,132 | 4,571 | 123 | 112 | 36 | 26 |
| 31 years..... | 13,710 | 12,736 | 9,110 | 9,136 | 4,600 | 3,600 | 2,631 | 2,516 | 6,451 | 6,566 | 4,692 | 3,599 | 56 | 55 | 21 | 21 |
| 32 years..... | 15,156 | 13,767 | 9,675 | 9,283 | 5,531 | 4,479 | 2,823 | 2,657 | 6,680 | 6,570 | 5,574 | 4,476 | 74 | 65 | 24 | 21 |
| 33 years..... | 15,095 | 13,435 | 9,201 | 8,831 | 5,894 | 4,554 | 2,761 | 2,467 | 6,360 | 6,366 | 5,887 | 4,554 | 87 | 48 | 24 | 18 |
| 34 years..... | 14,170 | 12,508 | 8,324 | 7,900 | 5,846 | 4,608 | 2,431 | 2,177 | 5,330 | 5,663 | 5,333 | 4,606 | 76 | 57 | 17 | 16 |
| 30 to 34 years.. | 76,358 | 68,445 | 48,298 | 46,631 | 28,060 | 21,814 | 14,110 | 12,936 | 33,814 | 33,367 | 28,018 | 21,805 | 416 | 337 | 122 | 102 |
| 35 years..... | 15,112 | 12,912 | 8,517 | 8,016 | 6,595 | 4,896 | 2,534 | 2,222 | 5,830 | 5,715 | 6,580 | 4,895 | 118 | 80 | 43 | 29 |
| 36 years..... | 14,434 | 12,699 | 8,025 | 7,764 | 6,409 | 4,935 | 2,337 | 2,187 | 5,576 | 5,503 | 6,394 | 4,935 | 77 | 74 | 21 | 27 |
| 37 years..... | 13,830 | 12,205 | 7,838 | 7,730 | 5,942 | 4,475 | 2,318 | 2,273 | 5,497 | 5,398 | 5,937 | 4,474 | 78 | 60 | 28 | 17 |
| 38 years..... | 14,782 | 12,632 | 8,478 | 8,015 | 6,304 | 4,617 | 2,569 | 2,424 | 5,333 | 5,536 | 6,233 | 4,614 | 92 | 58 | 24 | 19 |
| 39 years..... | 14,306 | 12,274 | 8,034 | 7,682 | 6,272 | 4,592 | 2,576 | 2,348 | 5,378 | 5,239 | 6,260 | 4,592 | 92 | 45 | 26 | 15 |
| 35 to 39 years.. | 72,464 | 62,722 | 40,942 | 39,207 | 31,522 | 23,515 | 12,384 | 11,454 | 28,164 | 27,441 | 31,459 | 23,510 | 457 | 317 | 142 | 107 |
| 40 years..... | 16,066 | 13,120 | 8,690 | 7,981 | 7,376 | 5,139 | 2,779 | 2,440 | 5,786 | 5,438 | 7,359 | 5,139 | 142 | 103 | 44 | 16 |
| 41 years..... | 12,046 | 10,290 | 6,846 | 6,280 | 5,200 | 4,010 | 2,308 | 1,956 | 4,502 | 4,297 | 5,192 | 4,010 | 44 | 27 | 12 | 8 |
| 42 years..... | 13,233 | 11,287 | 7,186 | 6,822 | 6,102 | 4,465 | 2,342 | 2,132 | 4,731 | 4,635 | 6,096 | 4,465 | 69 | 35 | 20 | 14 |
| 43 years..... | 11,523 | 9,837 | 6,313 | 5,899 | 5,210 | 3,938 | 2,187 | 1,923 | 4,074 | 3,935 | 5,205 | 3,938 | 57 | 41 | 19 | 13 |
| 44 years..... | 11,211 | 9,620 | 5,816 | 5,426 | 5,395 | 4,194 | 2,138 | 1,936 | 3,630 | 3,449 | 5,391 | 4,193 | 52 | 42 | 10 | 6 |
| 40 to 44 years.. | 64,084 | 54,154 | 34,801 | 32,408 | 29,233 | 21,746 | 11,754 | 10,407 | 22,723 | 21,754 | 29,243 | 21,745 | 364 | 248 | 105 | 57 |
| 45 years..... | 11,922 | 9,693 | 5,873 | 5,180 | 6,049 | 4,513 | 2,323 | 1,907 | 3,473 | 3,136 | 6,045 | 4,513 | 81 | 87 | 18 | 15 |
| 46 years..... | 9,793 | 8,311 | 4,660 | 4,321 | 5,133 | 3,990 | 1,947 | 1,710 | 2,660 | 2,572 | 5,126 | 3,990 | 60 | 39 | 22 | 13 |
| 47 years..... | 9,069 | 7,975 | 4,269 | 4,014 | 4,300 | 3,961 | 1,849 | 1,676 | 2,359 | 2,237 | 4,798 | 3,961 | 63 | 41 | 19 | 11 |
| 48 years..... | 9,467 | 8,199 | 4,232 | 3,887 | 5,235 | 4,312 | 1,963 | 1,742 | 2,216 | 2,109 | 5,231 | 4,312 | 57 | 36 | 18 | 4 |
| 49 years..... | 8,907 | 7,699 | 3,683 | | | | | | | | | | | | | |

GENERAL NATIVITY, AND COLOR, BY STATES AND TERRITORIES: 1900—Continued.

WISCONSIN.

| AGES. | AGGREGATE. | | NATIVE BORN. | | FOREIGN BORN. | | NATIVE WHITE— NATIVE PARENTS. | | NATIVE WHITE— FOREIGN PARENTS. | | FOREIGN WHITE. | | TOTAL COLORED. ¹ | | NEGRO. ² | |
|---------------------|------------|---------------|--------------|---------------|---------------|---------------|----------------------------------|---------------|-----------------------------------|---------------|-------------------|---------------|--------------------------------|---------------|---------------------|---------------|
| | Males. | Fe- males. | Males. | Fe- males. | Males. | Fe- males. | Males. | Fe- males. | Males. | Fe- males. | Males. | Fe- males. | Males. | Fe- males. | Males. | Fe- males. |
| 50 years..... | 10,402 | 8,562 | 3,996 | 3,567 | 6,406 | 4,995 | 2,035 | 1,795 | 1,867 | 1,698 | 6,398 | 4,994 | 102 | 75 | 26 | 15 |
| 51 years..... | 7,690 | 6,340 | 2,993 | 2,627 | 4,697 | 3,713 | 1,665 | 1,448 | 1,282 | 1,161 | 4,696 | 3,713 | 47 | 18 | 23 | 6 |
| 52 years..... | 8,039 | 6,762 | 2,986 | 2,621 | 5,053 | 4,141 | 1,724 | 1,491 | 1,216 | 1,093 | 5,050 | 4,141 | 49 | 37 | 15 | 8 |
| 53 years..... | 7,151 | 6,109 | 2,541 | 2,268 | 4,610 | 3,841 | 1,523 | 1,421 | 984 | 828 | 4,608 | 3,841 | 36 | 19 | 13 | 4 |
| 54 years..... | 7,099 | 6,294 | 2,367 | 2,156 | 4,732 | 4,138 | 1,511 | 1,325 | 810 | 788 | 4,730 | 4,138 | 48 | 43 | 12 | 12 |
| 50 to 54 years.. | 40,381 | 34,067 | 14,883 | 13,239 | 25,498 | 20,828 | 8,458 | 7,480 | 6,159 | 5,568 | 25,482 | 20,827 | 282 | 192 | 89 | 45 |
| 55 years..... | 7,794 | 6,618 | 2,459 | 2,215 | 5,275 | 4,403 | 1,618 | 1,493 | 790 | 682 | 5,274 | 4,402 | 52 | 41 | 10 | 8 |
| 56 years..... | 6,627 | 5,901 | 2,079 | 1,961 | 4,548 | 3,940 | 1,413 | 1,356 | 628 | 579 | 4,546 | 3,940 | 40 | 26 | 14 | 7 |
| 57 years..... | 5,966 | 5,486 | 1,824 | 1,846 | 4,142 | 3,590 | 1,300 | 1,300 | 495 | 581 | 4,141 | 3,589 | 30 | 16 | 9 | 5 |
| 58 years..... | 5,716 | 5,235 | 1,645 | 1,682 | 4,071 | 3,553 | 1,189 | 1,245 | 423 | 414 | 4,071 | 3,553 | 33 | 23 | 10 | 6 |
| 59 years..... | 5,649 | 5,041 | 1,753 | 1,654 | 3,896 | 3,387 | 1,318 | 1,286 | 410 | 390 | 3,896 | 3,387 | 25 | 28 | 6 | 5 |
| 55 to 59 years.. | 31,692 | 28,231 | 9,760 | 9,358 | 21,932 | 18,873 | 6,888 | 6,630 | 2,746 | 2,596 | 21,928 | 18,871 | 180 | 134 | 49 | 31 |
| 60 years..... | 6,341 | 5,942 | 1,749 | 1,791 | 4,592 | 4,151 | 1,296 | 1,320 | 385 | 400 | 4,592 | 4,151 | 68 | 71 | 8 | 3 |
| 61 years..... | 4,275 | 3,940 | 1,185 | 1,277 | 3,090 | 2,663 | 922 | 1,022 | 242 | 243 | 3,090 | 2,663 | 21 | 12 | 2 | 2 |
| 62 years..... | 4,904 | 4,422 | 1,434 | 1,315 | 3,470 | 3,107 | 1,136 | 1,021 | 278 | 281 | 3,468 | 3,107 | 22 | 13 | 1 | 2 |
| 63 years..... | 5,127 | 4,518 | 1,434 | 1,295 | 3,693 | 3,223 | 1,133 | 1,041 | 261 | 234 | 3,693 | 3,223 | 20 | 20 | 5 | 7 |
| 64 years..... | 4,581 | 4,519 | 1,270 | 1,295 | 3,311 | 3,224 | 1,020 | 1,051 | 229 | 224 | 3,311 | 3,224 | 21 | 20 | 4 | |
| 60 to 64 years.. | 25,228 | 23,341 | 7,072 | 6,973 | 18,156 | 16,368 | 5,507 | 5,455 | 1,415 | 1,382 | 18,154 | 16,368 | 152 | 136 | 20 | 14 |
| 65 years..... | 4,951 | 4,635 | 1,363 | 1,245 | 3,588 | 3,390 | 1,092 | 1,012 | 230 | 207 | 3,588 | 3,390 | 41 | 26 | 9 | 3 |
| 66 years..... | 4,539 | 4,103 | 1,287 | 1,169 | 3,252 | 2,934 | 1,055 | 973 | 210 | 179 | 3,252 | 2,934 | 22 | 17 | 8 | 3 |
| 67 years..... | 4,295 | 3,690 | 1,228 | 1,003 | 3,067 | 2,687 | 1,038 | 850 | 176 | 145 | 3,067 | 2,687 | 14 | 8 | 3 | |
| 68 years..... | 3,653 | 3,415 | 1,050 | 976 | 2,603 | 2,439 | 908 | 843 | 123 | 109 | 2,603 | 2,439 | 24 | 24 | 6 | 8 |
| 69 years..... | 3,675 | 3,238 | 978 | 942 | 2,697 | 2,296 | 853 | 811 | 110 | 108 | 2,697 | 2,295 | 15 | 24 | 4 | 5 |
| 65 to 69 years.. | 21,163 | 19,081 | 5,906 | 5,335 | 15,257 | 13,746 | 4,941 | 4,489 | 849 | 748 | 15,257 | 13,745 | 116 | 99 | 30 | 19 |
| 70 years..... | 4,018 | 3,748 | 1,058 | 994 | 2,960 | 2,754 | 893 | 832 | 133 | 114 | 2,959 | 2,754 | 33 | 48 | 6 | 7 |
| 71 years..... | 2,913 | 2,332 | 764 | 680 | 2,154 | 1,702 | 669 | 608 | 87 | 67 | 2,153 | 1,702 | 9 | 5 | 3 | |
| 72 years..... | 3,200 | 2,821 | 881 | 792 | 2,319 | 2,029 | 757 | 710 | 114 | 70 | 2,319 | 2,029 | 10 | 12 | 2 | 5 |
| 73 years..... | 2,930 | 2,539 | 787 | 673 | 2,143 | 1,866 | 699 | 580 | 74 | 83 | 2,143 | 1,866 | 14 | 10 | 3 | 1 |
| 74 years..... | 2,735 | 2,396 | 729 | 680 | 2,006 | 1,716 | 639 | 594 | 75 | 79 | 2,006 | 1,716 | 15 | 7 | 2 | 2 |
| 70 to 74 years.. | 15,801 | 13,886 | 4,219 | 3,819 | 11,582 | 10,067 | 3,657 | 3,324 | 483 | 413 | 11,580 | 10,087 | 81 | 82 | 16 | 15 |
| 75 years..... | 2,758 | 2,520 | 682 | 704 | 2,076 | 1,816 | 590 | 615 | 66 | 70 | 2,076 | 1,816 | 26 | 19 | 5 | 2 |
| 76 years..... | 2,341 | 2,028 | 636 | 506 | 1,705 | 1,522 | 550 | 459 | 77 | 41 | 1,705 | 1,522 | 9 | 6 | 2 | 2 |
| 77 years..... | 2,014 | 1,778 | 551 | 480 | 1,463 | 1,298 | 475 | 411 | 64 | 66 | 1,463 | 1,298 | 12 | 3 | 5 | |
| 78 years..... | 1,821 | 1,563 | 495 | 425 | 1,326 | 1,138 | 443 | 371 | 48 | 45 | 1,326 | 1,138 | 4 | 9 | | 3 |
| 79 years..... | 1,602 | 1,351 | 450 | 428 | 1,152 | 923 | 394 | 379 | 51 | 46 | 1,152 | 923 | 5 | 3 | | |
| 75 to 79 years.. | 10,536 | 9,240 | 2,814 | 2,543 | 7,722 | 6,697 | 2,452 | 2,235 | 306 | 268 | 7,722 | 6,697 | 56 | 40 | 12 | 7 |
| 80 years..... | 1,583 | 1,376 | 427 | 421 | 1,156 | 955 | 355 | 345 | 56 | 50 | 1,156 | 955 | 16 | 26 | 6 | 5 |
| 81 years..... | 1,077 | 878 | 276 | 276 | 721 | 602 | 312 | 255 | 41 | 20 | 721 | 602 | 3 | 1 | 1 | |
| 82 years..... | 953 | 761 | 297 | 260 | 656 | 501 | 262 | 228 | 33 | 27 | 656 | 501 | 2 | 5 | 1 | 3 |
| 83 years..... | 764 | 671 | 228 | 198 | 536 | 473 | 195 | 179 | 31 | 19 | 536 | 473 | 2 | | 2 | |
| 84 years..... | 639 | 614 | 214 | 181 | 425 | 433 | 189 | 151 | 21 | 25 | 425 | 432 | 4 | 5 | | |
| 80 to 84 years.. | 5,016 | 4,300 | 1,522 | 1,336 | 3,494 | 2,964 | 1,313 | 1,158 | 182 | 142 | 3,494 | 2,963 | 27 | 37 | 10 | 8 |
| 85 years..... | 556 | 474 | 180 | 157 | 376 | 317 | 157 | 141 | 18 | 12 | 376 | 317 | 5 | 4 | | |
| 86 years..... | 350 | 368 | 112 | 115 | 238 | 253 | 93 | 103 | 16 | 11 | 238 | 253 | 3 | 1 | 1 | |
| 87 years..... | 321 | 295 | 91 | 100 | 230 | 195 | 78 | 87 | 9 | 11 | 230 | 195 | 4 | 2 | 3 | 1 |
| 88 years..... | 234 | 232 | 75 | 71 | 159 | 161 | 64 | 61 | 9 | 9 | 159 | 161 | 2 | 1 | 2 | |
| 89 years..... | 175 | 179 | 53 | 60 | 117 | 119 | 50 | 49 | 6 | 10 | 117 | 119 | 2 | 1 | | |
| 85 to 89 years.. | 1,666 | 1,548 | 516 | 503 | 1,150 | 1,045 | 442 | 441 | 58 | 53 | 1,150 | 1,045 | 16 | 9 | 6 | 1 |
| 90 years..... | 147 | 163 | 49 | 56 | 98 | 112 | 35 | 47 | 7 | 1 | 98 | 112 | 7 | 8 | 1 | |
| 91 years..... | 74 | 66 | 34 | 18 | 40 | 48 | 32 | 17 | 2 | 1 | 40 | 48 | | | | |
| 92 years..... | 68 | 63 | 26 | 23 | 42 | 40 | 23 | 21 | 3 | 1 | 42 | 40 | | 1 | | |
| 93 years..... | 45 | 48 | 15 | 19 | 30 | 29 | 14 | 14 | 1 | 3 | 30 | 29 | | 2 | | 2 |
| 94 years..... | 30 | 34 | 9 | 14 | 21 | 20 | 7 | 11 | | 2 | 21 | 20 | 2 | 1 | | 1 |
| 90 to 94 years.. | 364 | 379 | 133 | 130 | 231 | 249 | 111 | 110 | 13 | 8 | 231 | 249 | 9 | 12 | 1 | 3 |
| 95 years..... | 31 | 27 | 6 | 7 | 25 | 20 | 4 | 6 | 2 | 1 | 25 | 20 | | | | |
| 96 years..... | 22 | 21 | 4 | 3 | 18 | 18 | 1 | 3 | 3 | | 18 | 18 | | | | |
| 97 years..... | 8 | 20 | 3 | 9 | 5 | 11 | 1 | 8 | 2 | 1 | 5 | 11 | | | | |
| 98 years..... | 10 | 15 | 3 | 4 | 7 | 11 | 2 | 2 | 1 | 1 | 7 | 11 | | 1 | | |
| 99 years..... | 13 | 9 | 2 | 1 | 11 | 8 | 1 | 1 | 1 | | 11 | 8 | | | | |
| 95 to 99 years.. | 84 | 92 | 18 | 24 | 66 | 68 | 9 | 20 | 9 | 3 | 66 | 68 | | 1 | | |
| 100 years and over. | 14 | 22 | 3 | 6 | 11 | 16 | 1 | 2 | | 2 | 11 | 16 | 2 | 2 | | |
| Age unknown.... | 1,834 | 922 | 1,399 | 666 | 435 | 256 | 1,059 | 481 | 289 | 159 | 434 | 256 | 52 | 26 | 23 | 6 |

¹Persons of negro descent, Chinese, Japanese, and Indians.

²Includes all persons of negro descent.

STATISTICS OF POPULATION.

TABLE 2.—AGES OF THE AGGREGATE POPULATION, CLASSIFIED BY SEX, WYOMING.

| AGES. | AGGREGATE. | | NATIVE BORN. | | FOREIGN BORN. | | NATIVE WHITE— NATIVE PARENTS. | | NATIVE WHITE— FOREIGN PARENTS. | | FOREIGN WHITE. | | TOTAL COLORED. ¹ | | NEGRO. ² | |
|--------------------------|------------|---------------|--------------|---------------|---------------|---------------|----------------------------------|---------------|-----------------------------------|---------------|-------------------|---------------|--------------------------------|---------------|---------------------|---------------|
| | Males. | Fe- males. | Males. | Fe- males. | Males. | Fe- males. | Males. | Fe- males. | Males. | Fe- males. | Males. | Fe- males. | Males. | Fe- males. | Males. | Fe- males. |
| All ages | 58,184 | 34,347 | 45,769 | 29,347 | 12,415 | 5,000 | 29,736 | 18,246 | 14,521 | 9,966 | 11,586 | 4,996 | 2,341 | 1,139 | 631 | 309 |
| Under 1 month | 86 | 88 | 86 | 88 | | | 50 | 46 | 31 | 42 | | | 5 | | 1 | |
| 1 to 2 months | 178 | 176 | 178 | 176 | | | 100 | 103 | 69 | 67 | | | 9 | 6 | 1 | |
| 3 to 5 months | 250 | 255 | 249 | 255 | 1 | | 136 | 148 | 102 | 100 | 1 | | 11 | 7 | | 1 |
| 6 to 8 months | 309 | 255 | 308 | 254 | 1 | 1 | 166 | 146 | 128 | 102 | 1 | | 14 | 6 | 4 | |
| 9 to 11 months | 245 | 263 | 245 | 262 | | 1 | 156 | 160 | 84 | 105 | | 1 | 5 | 7 | | 1 |
| Under 1 year | 1,068 | 1,087 | 1,066 | 1,035 | 2 | 2 | 608 | 593 | 414 | 416 | 2 | 2 | 44 | 26 | 6 | 2 |
| 1 year | 1,046 | 1,089 | 1,040 | 1,082 | 6 | 7 | 634 | 659 | 367 | 385 | 6 | 7 | 39 | 38 | 8 | 6 |
| 2 years | 1,146 | 1,004 | 1,143 | 1,001 | 3 | 3 | 657 | 615 | 441 | 350 | 3 | 3 | 45 | 36 | 9 | 4 |
| 3 years | 1,074 | 1,021 | 1,065 | 1,017 | 4 | 4 | 638 | 596 | 400 | 399 | 4 | 4 | 32 | 22 | 7 | 5 |
| 4 years | 1,017 | 1,003 | 1,003 | 1,003 | 9 | 15 | 632 | 610 | 352 | 358 | 9 | 15 | 24 | 35 | 5 | 7 |
| 1 to 4 years | 4,283 | 4,132 | 4,256 | 4,103 | 27 | 29 | 2,556 | 2,480 | 1,560 | 1,492 | 27 | 29 | 140 | 131 | 29 | 22 |
| 5 years | 1,043 | 1,017 | 1,032 | 1,005 | 11 | 12 | 611 | 597 | 396 | 372 | 11 | 12 | 25 | 36 | 3 | 8 |
| 6 years | 1,067 | 998 | 1,053 | 992 | 14 | 6 | 661 | 602 | 363 | 363 | 14 | 6 | 29 | 27 | 8 | 4 |
| 7 years | 1,054 | 1,000 | 1,038 | 983 | 16 | 17 | 643 | 587 | 371 | 368 | 16 | 17 | 24 | 28 | 9 | 7 |
| 8 years | 1,009 | 955 | 987 | 938 | 22 | 17 | 615 | 550 | 347 | 367 | 22 | 17 | 25 | 21 | 5 | 5 |
| 9 years | 929 | 877 | 917 | 856 | 12 | 21 | 551 | 506 | 333 | 331 | 12 | 21 | 33 | 19 | 10 | 4 |
| 5 to 9 years | 5,102 | 4,847 | 5,027 | 4,774 | 75 | 73 | 3,081 | 2,842 | 1,810 | 1,801 | 75 | 73 | 136 | 131 | 35 | 28 |
| 10 years | 891 | 903 | 868 | 832 | 23 | 21 | 524 | 525 | 316 | 339 | 23 | 21 | 23 | 18 | 5 | 4 |
| 11 years | 792 | 742 | 772 | 705 | 20 | 37 | 466 | 425 | 290 | 264 | 20 | 37 | 16 | 16 | 6 | 5 |
| 12 years | 819 | 769 | 786 | 734 | 33 | 35 | 469 | 419 | 297 | 290 | 33 | 35 | 20 | 25 | 4 | 3 |
| 13 years | 763 | 691 | 717 | 653 | 46 | 38 | 441 | 382 | 259 | 248 | 41 | 38 | 22 | 23 | 2 | 6 |
| 14 years | 838 | 635 | 796 | 593 | 42 | 42 | 470 | 351 | 305 | 222 | 40 | 42 | 23 | 20 | 5 | 5 |
| 10 to 14 years | 4,108 | 3,740 | 3,939 | 3,567 | 164 | 173 | 2,370 | 2,102 | 1,467 | 1,368 | 157 | 173 | 109 | 102 | 22 | 23 |
| 15 years | 750 | 639 | 699 | 602 | 51 | 37 | 401 | 353 | 276 | 235 | 48 | 37 | 25 | 14 | 3 | 9 |
| 16 years | 787 | 678 | 703 | 624 | 64 | 54 | 434 | 379 | 282 | 228 | 56 | 58 | 25 | 13 | 4 | 3 |
| 17 years | 848 | 626 | 750 | 564 | 98 | 62 | 464 | 336 | 269 | 211 | 77 | 62 | 38 | 17 | 3 | 7 |
| 18 years | 1,132 | 663 | 815 | 582 | 167 | 81 | 505 | 369 | 278 | 202 | 148 | 81 | 51 | 21 | 14 | 8 |
| 19 years | 1,133 | 607 | 959 | 573 | 194 | 94 | 613 | 344 | 295 | 190 | 171 | 94 | 74 | 39 | 17 | 10 |
| 15 to 19 years | 4,506 | 3,273 | 3,926 | 2,945 | 574 | 323 | 2,417 | 1,771 | 1,370 | 1,066 | 500 | 327 | 213 | 109 | 41 | 37 |
| 20 years | 1,230 | 705 | 992 | 592 | 238 | 107 | 692 | 360 | 261 | 208 | 214 | 107 | 63 | 30 | 17 | 12 |
| 21 years | 1,281 | 656 | 1,019 | 540 | 262 | 116 | 683 | 322 | 298 | 192 | 245 | 116 | 55 | 26 | 24 | 8 |
| 22 years | 1,372 | 675 | 1,063 | 563 | 289 | 112 | 669 | 332 | 366 | 199 | 267 | 112 | 70 | 32 | 28 | 12 |
| 23 years | 1,473 | 660 | 1,156 | 536 | 317 | 124 | 760 | 328 | 353 | 187 | 285 | 124 | 75 | 21 | 21 | 14 |
| 24 years | 1,538 | 737 | 1,216 | 600 | 322 | 137 | 799 | 353 | 383 | 233 | 306 | 137 | 50 | 14 | 18 | 8 |
| 20 to 24 years | 6,894 | 3,433 | 5,466 | 2,837 | 1,428 | 596 | 3,603 | 1,695 | 1,661 | 1,019 | 1,317 | 596 | 313 | 123 | 108 | 54 |
| 25 years | 1,405 | 633 | 1,047 | 549 | 358 | 134 | 665 | 367 | 343 | 162 | 332 | 133 | 65 | 21 | 19 | 9 |
| 26 years | 1,463 | 614 | 1,112 | 501 | 351 | 113 | 723 | 303 | 349 | 181 | 335 | 113 | 51 | 17 | 21 | 10 |
| 27 years | 1,512 | 627 | 1,173 | 502 | 339 | 125 | 757 | 316 | 368 | 162 | 315 | 125 | 72 | 24 | 28 | 8 |
| 28 years | 1,497 | 651 | 1,103 | 516 | 394 | 135 | 742 | 303 | 310 | 183 | 373 | 135 | 72 | 30 | 34 | 13 |
| 29 years | 1,496 | 623 | 1,113 | 489 | 333 | 134 | 753 | 321 | 320 | 153 | 367 | 134 | 51 | 15 | 22 | 7 |
| 25 to 29 years | 7,373 | 3,198 | 5,548 | 2,557 | 1,825 | 641 | 3,650 | 1,610 | 1,690 | 841 | 1,722 | 640 | 311 | 107 | 124 | 47 |
| 30 years | 1,628 | 708 | 1,201 | 559 | 427 | 149 | 812 | 354 | 356 | 177 | 408 | 149 | 52 | 28 | 25 | 14 |
| 31 years | 1,155 | 498 | 840 | 393 | 315 | 105 | 534 | 266 | 275 | 114 | 302 | 104 | 44 | 14 | 19 | 2 |
| 32 years | 1,202 | 561 | 817 | 405 | 285 | 156 | 641 | 276 | 256 | 117 | 357 | 156 | 48 | 12 | 12 | 5 |
| 33 years | 1,121 | 476 | 752 | 356 | 369 | 120 | 511 | 240 | 215 | 100 | 347 | 120 | 48 | 16 | 16 | 4 |
| 34 years | 1,180 | 465 | 802 | 320 | 373 | 145 | 523 | 214 | 242 | 87 | 368 | 145 | 42 | 19 | 20 | 6 |
| 30 to 34 years | 6,286 | 2,708 | 4,412 | 2,033 | 1,874 | 675 | 2,926 | 1,350 | 1,344 | 595 | 1,732 | 674 | 234 | 89 | 92 | 31 |
| 35 years | 1,272 | 489 | 886 | 358 | 386 | 131 | 590 | 222 | 267 | 115 | 372 | 131 | 43 | 21 | 21 | 8 |
| 36 years | 1,162 | 432 | 776 | 345 | 376 | 137 | 521 | 227 | 241 | 103 | 357 | 136 | 33 | 11 | 7 | 2 |
| 37 years | 1,085 | 456 | 750 | 327 | 335 | 129 | 519 | 208 | 211 | 111 | 326 | 129 | 29 | 8 | 13 | 3 |
| 38 years | 1,199 | 474 | 805 | 336 | 394 | 138 | 540 | 232 | 247 | 95 | 366 | 138 | 46 | 9 | 13 | 3 |
| 39 years | 1,259 | 473 | 895 | 348 | 364 | 125 | 606 | 232 | 267 | 97 | 344 | 125 | 42 | 19 | 11 | 5 |
| 35 to 39 years | 5,967 | 2,374 | 4,112 | 1,714 | 1,855 | 660 | 2,776 | 1,121 | 1,233 | 526 | 1,765 | 659 | 193 | 68 | 65 | 21 |
| 40 years | 1,269 | 476 | 821 | 360 | 448 | 116 | 575 | 234 | 221 | 109 | 413 | 116 | 60 | 17 | 14 | 6 |
| 41 years | 880 | 336 | 610 | 246 | 270 | 90 | 427 | 172 | 169 | 67 | 252 | 90 | 32 | 7 | 7 | 2 |
| 42 years | 827 | 308 | 545 | 214 | 232 | 94 | 380 | 139 | 154 | 66 | 253 | 94 | 40 | 9 | 3 | |
| 43 years | 666 | 330 | 433 | 234 | 233 | 96 | 294 | 150 | 128 | 71 | 222 | 96 | 22 | 13 | 2 | 5 |
| 44 years | 691 | 307 | 437 | 209 | 254 | 98 | 283 | 147 | 131 | 44 | 235 | 98 | 37 | 18 | 3 | 3 |
| 40 to 44 years | 4,333 | 1,767 | 2,846 | 1,263 | 1,437 | 494 | 1,964 | 842 | 803 | 357 | 1,375 | 494 | 191 | 64 | 29 | 16 |
| 45 years | 756 | 296 | 476 | 216 | 280 | 80 | 332 | 146 | 127 | 56 | 255 | 80 | 42 | 14 | 6 | 5 |
| 46 years | 581 | 266 | 391 | 178 | 190 | 88 | 259 | 122 | 118 | 48 | 172 | 88 | 32 | 8 | 7 | |
| 47 years | 536 | 233 | 390 | 160 | 196 | 73 | 272 | 120 | 98 | 32 | 179 | 73 | 37 | 8 | 8 | |
| 48 years | 513 | 215 | 336 | 162 | 182 | 53 | 238 | 104 | 90 | 50 | 160 | 53 | 30 | 8 | 3 | 1 |
| 49 years | 520 | 224 | 327 | 157 | 193 | 67 | 235 | 101 | 80 | 42 | 133 | 67 | 22 | 14 | 2 | 4 |
| 45 to 49 years | 2,961 | 1,234 | 1,920 | 873 | 1,041 | 361 | 1,336 | 593 | 513 | 228 | 949 | 361 | 163 | 52 | 26 | 10 |

¹ Persons of negro descent, Chinese, Japanese, and Indians.

² Includes all persons of negro descent.

GENERAL NATIVITY, AND COLOR, BY STATES AND TERRITORIES: 1900—Continued.

WYOMING.

| AGES. | AGGREGATE. | | NATIVE BORN. | | FOREIGN BORN. | | NATIVE WHITE— NATIVE PARENTS. | | NATIVE WHITE— FOREIGN PARENTS. | | FOREIGN WHITE. | | TOTAL COLORED. ¹ | | NEGRO. ² | |
|---------------------|------------|---------------|--------------|---------------|---------------|---------------|----------------------------------|---------------|-----------------------------------|---------------|-------------------|---------------|--------------------------------|---------------|---------------------|---------------|
| | Males. | Fe- males. | Males. | Fe- males. | Males. | Fe- males. | Males. | Fe- males. | Males. | Fe- males. | Males. | Fe- males. | Males. | Fe- males. | Males. | Fe- males. |
| 50 years..... | 593 | 307 | 364 | 193 | 229 | 114 | 251 | 136 | 100 | 46 | 213 | 114 | 29 | 11 | 5 | 4 |
| 51 years..... | 417 | 158 | 260 | 107 | 157 | 51 | 183 | 75 | 68 | 26 | 144 | 51 | 22 | 6 | 3 | 1 |
| 52 years..... | 432 | 169 | 250 | 114 | 182 | 55 | 195 | 85 | 50 | 20 | 165 | 55 | 22 | 9 | 6 | 3 |
| 53 years..... | 377 | 143 | 224 | 87 | 153 | 56 | 173 | 65 | 44 | 18 | 147 | 55 | 13 | 4 | 2 | 2 |
| 54 years..... | 323 | 154 | 201 | 90 | 122 | 64 | 146 | 67 | 43 | 18 | 110 | 64 | 24 | 5 | 4 | 1 |
| 50 to 54 years.. | 2,142 | 981 | 1,299 | 591 | 843 | 340 | 948 | 428 | 305 | 128 | 779 | 340 | 110 | 35 | 20 | 6 |
| 55 years..... | 336 | 155 | 205 | 99 | 131 | 56 | 136 | 72 | 61 | 15 | 121 | 56 | 18 | 12 | 4 | 1 |
| 56 years..... | 294 | 142 | 175 | 92 | 119 | 50 | 125 | 71 | 38 | 12 | 106 | 50 | 25 | 9 | 5 | 5 |
| 57 years..... | 233 | 116 | 144 | 71 | 89 | 45 | 100 | 59 | 34 | 8 | 79 | 45 | 20 | 4 | 3 | 1 |
| 58 years..... | 214 | 124 | 141 | 78 | 73 | 46 | 105 | 60 | 28 | 10 | 70 | 46 | 11 | 8 | 5 | 1 |
| 59 years..... | 223 | 119 | 138 | 81 | 85 | 38 | 110 | 52 | 27 | 18 | 82 | 38 | 4 | 11 | 5 | 2 |
| 55 to 59 years.. | 1,300 | 656 | 803 | 421 | 497 | 235 | 576 | 314 | 188 | 63 | 458 | 235 | 78 | 44 | 17 | 5 |
| 60 years..... | 262 | 107 | 139 | 62 | 123 | 45 | 99 | 49 | 28 | 11 | 110 | 45 | 25 | 2 | 8 | 3 |
| 61 years..... | 146 | 90 | 93 | 49 | 53 | 41 | 72 | 35 | 17 | 8 | 52 | 41 | 5 | 6 | 4 | 3 |
| 62 years..... | 157 | 78 | 95 | 45 | 62 | 33 | 69 | 38 | 22 | 3 | 58 | 33 | 8 | 4 | 1 | 1 |
| 63 years..... | 167 | 85 | 112 | 59 | 55 | 26 | 88 | 44 | 18 | 11 | 53 | 26 | 8 | 4 | 1 | 1 |
| 64 years..... | 105 | 68 | 55 | 37 | 50 | 31 | 43 | 28 | 7 | 4 | 48 | 31 | 7 | 5 | 4 | 1 |
| 60 to 64 years.. | 837 | 428 | 494 | 252 | 343 | 176 | 371 | 194 | 92 | 37 | 321 | 176 | 53 | 21 | 10 | 4 |
| 65 years..... | 129 | 56 | 69 | 33 | 60 | 23 | 54 | 26 | 9 | 3 | 57 | 23 | 9 | 4 | 3 | 1 |
| 66 years..... | 88 | 58 | 47 | 32 | 41 | 26 | 38 | 24 | 5 | 4 | 40 | 26 | 6 | 4 | 2 | 1 |
| 67 years..... | 104 | 49 | 56 | 35 | 48 | 14 | 47 | 29 | 7 | 3 | 48 | 14 | 2 | 3 | 1 | 1 |
| 68 years..... | 84 | 58 | 57 | 40 | 27 | 18 | 46 | 32 | 7 | 4 | 27 | 18 | 4 | 4 | 1 | 1 |
| 69 years..... | 63 | 51 | 37 | 32 | 26 | 19 | 30 | 29 | 5 | 2 | 26 | 19 | 2 | 1 | 1 | 1 |
| 65 to 69 years.. | 468 | 272 | 266 | 172 | 202 | 100 | 215 | 140 | 33 | 16 | 198 | 100 | 22 | 16 | 5 | 1 |
| 70 years..... | 62 | 49 | 39 | 24 | 23 | 25 | 34 | 19 | 2 | 3 | 22 | 25 | 4 | 2 | 1 | 1 |
| 71 years..... | 38 | 24 | 24 | 12 | 14 | 12 | 21 | 10 | 2 | 1 | 14 | 12 | 1 | 1 | 1 | 1 |
| 72 years..... | 36 | 26 | 22 | 14 | 14 | 12 | 16 | 12 | 6 | 1 | 14 | 12 | 1 | 1 | 1 | 1 |
| 73 years..... | 44 | 14 | 26 | 11 | 18 | 3 | 23 | 8 | 3 | 1 | 18 | 3 | 2 | 2 | 1 | 1 |
| 74 years..... | 35 | 12 | 22 | 8 | 13 | 4 | 17 | 6 | 3 | 1 | 13 | 4 | 2 | 1 | 1 | 1 |
| 70 to 74 years.. | 215 | 125 | 133 | 69 | 82 | 56 | 111 | 55 | 16 | 7 | 81 | 56 | 7 | 7 | 1 | 1 |
| 75 years..... | 34 | 34 | 19 | 21 | 15 | 13 | 15 | 16 | 3 | 2 | 15 | 13 | 1 | 3 | 1 | 1 |
| 76 years..... | 21 | 23 | 13 | 12 | 8 | 11 | 12 | 11 | 1 | 1 | 8 | 11 | 1 | 1 | 1 | 1 |
| 77 years..... | 25 | 14 | 14 | 8 | 11 | 6 | 10 | 8 | 4 | 1 | 11 | 6 | 1 | 1 | 1 | 1 |
| 78 years..... | 18 | 10 | 13 | 7 | 5 | 3 | 13 | 3 | 2 | 2 | 5 | 3 | 1 | 2 | 1 | 1 |
| 79 years..... | 15 | 9 | 12 | 7 | 3 | 2 | 12 | 4 | 2 | 2 | 3 | 2 | 1 | 1 | 1 | 1 |
| 75 to 79 years.. | 113 | 90 | 71 | 55 | 42 | 35 | 62 | 42 | 8 | 7 | 42 | 35 | 1 | 6 | 1 | 1 |
| 80 years..... | 18 | 16 | 8 | 9 | 10 | 7 | 8 | 7 | 1 | 1 | 10 | 7 | 1 | 2 | 1 | 1 |
| 81 years..... | 6 | 9 | 4 | 8 | 2 | 1 | 4 | 6 | 1 | 2 | 2 | 1 | 1 | 1 | 1 | 1 |
| 82 years..... | 8 | 6 | 7 | 4 | 1 | 2 | 2 | 3 | 3 | 1 | 1 | 2 | 2 | 1 | 1 | 1 |
| 83 years..... | 6 | 4 | 2 | 3 | 4 | 1 | 1 | 1 | 1 | 1 | 4 | 1 | 1 | 2 | 1 | 1 |
| 84 years..... | 5 | 5 | 5 | 3 | 2 | 2 | 5 | 2 | 1 | 1 | 2 | 2 | 1 | 1 | 1 | 1 |
| 80 to 84 years.. | 43 | 40 | 26 | 27 | 17 | 13 | 20 | 19 | 4 | 2 | 17 | 13 | 2 | 6 | 1 | 2 |
| 85 years..... | 5 | 4 | 3 | 3 | 2 | 1 | 2 | 3 | 1 | 1 | 2 | 1 | 1 | 1 | 1 | 1 |
| 86 years..... | 7 | 5 | 7 | 2 | 2 | 3 | 6 | 1 | 1 | 1 | 3 | 1 | 1 | 1 | 1 | 1 |
| 87 years..... | 5 | 2 | 2 | 2 | 3 | 1 | 2 | 1 | 1 | 1 | 1 | 1 | 1 | 1 | 1 | 1 |
| 88 years..... | 3 | 1 | 3 | 1 | 1 | 1 | 3 | 1 | 1 | 1 | 1 | 1 | 1 | 1 | 1 | 1 |
| 89 years..... | 2 | 2 | 2 | 2 | 2 | 2 | 1 | 1 | 1 | 1 | 2 | 1 | 1 | 1 | 1 | 1 |
| 85 to 89 years.. | 22 | 14 | 17 | 8 | 5 | 6 | 14 | 6 | 2 | 1 | 5 | 6 | 1 | 2 | 1 | 1 |
| 90 years..... | 3 | 3 | 3 | 3 | 3 | 3 | 3 | 3 | 3 | 3 | 3 | 3 | 3 | 3 | 3 | 3 |
| 91 years..... | | | | | | | | | | | | | | | | |
| 92 years..... | | | | | | | | | | | | | | | | |
| 93 years..... | | | | | | | | | | | | | | | | |
| 94 years..... | | | | | | | | | | | | | | | | |
| 90 to 94 years.. | 3 | 3 | 3 | 3 | 3 | 3 | 3 | 3 | 3 | 3 | 3 | 3 | 3 | 3 | 3 | 3 |
| 95 years..... | | | | | | | | | | | | | | | | |
| 96 years..... | 1 | 1 | 1 | 1 | 1 | 1 | 1 | 1 | 1 | 1 | 1 | 1 | 1 | 1 | 1 | 1 |
| 97 years..... | | | | | | | | | | | | | | | | |
| 98 years..... | | | | | | | | | | | | | | | | |
| 99 years..... | | | | | | | | | | | | | | | | |
| 95 to 99 years.. | 1 | 1 | 1 | 1 | 1 | 1 | 1 | 1 | 1 | 1 | 1 | 1 | 1 | 1 | 1 | 1 |
| 100 years and over. | | | | | | | | | | | | | | | | |
| Age unknown.... | 170 | 57 | 138 | 51 | 32 | 6 | 130 | 49 | 7 | 2 | 14 | 6 | 19 | 1 | 1 | 1 |

¹ Persons of negro descent, Chinese, Japanese, and Indians.

² Includes all persons of negro descent.

STATISTICS OF POPULATION.

TABLE 3.—AGES BY PERIODS OF YEARS OF THE AGGREGATE POPULATION,
MALES.

| STATES AND TERRITORIES. | Under 5 years. | 5 to 9 years. | 10 to 14 years. | 15 to 19 years. | 20 to 24 years. | 25 to 29 years. | 30 to 34 years. | 35 to 44 years. | 45 to 54 years. | 55 to 64 years. | 65 years and over. | Age unknown. |
|--------------------------------------|----------------|---------------|-----------------|-----------------|-----------------|-----------------|-----------------|-----------------|-----------------|-----------------|--------------------|--------------|
| The United States ¹ | 4,643,263 | 4,487,175 | 4,089,318 | 3,765,980 | 3,684,373 | 3,369,077 | 2,981,037 | 4,905,206 | 3,414,508 | 2,067,455 | 1,557,634 | 144,216 |
| Alabama..... | 135,145 | 130,096 | 116,236 | 101,647 | 91,861 | 70,838 | 50,992 | 76,467 | 73,291 | 35,255 | 26,431 | 3,505 |
| Alaska..... | 1,867 | 2,037 | 1,749 | 1,692 | 3,122 | 4,140 | 4,307 | 7,331 | 3,558 | 1,281 | 457 | 14,331 |
| Arizona..... | 7,615 | 7,153 | 6,013 | 5,447 | 6,758 | 7,120 | 6,589 | 11,337 | 7,211 | 3,602 | 2,050 | 850 |
| Arkansas..... | 95,985 | 94,776 | 84,334 | 72,904 | 65,210 | 53,668 | 40,508 | 62,896 | 57,684 | 27,591 | 16,310 | 2,996 |
| California..... | 63,721 | 69,017 | 64,085 | 65,207 | 70,039 | 71,739 | 73,243 | 136,535 | 91,074 | 60,539 | 47,913 | 7,414 |
| Colorado..... | 28,895 | 28,772 | 24,503 | 22,639 | 26,214 | 27,924 | 23,115 | 50,820 | 30,859 | 15,291 | 7,744 | 3,551 |
| Connecticut..... | 45,992 | 43,172 | 33,321 | 33,119 | 43,321 | 44,297 | 39,654 | 64,848 | 44,208 | 23,301 | 23,333 | 728 |
| Delaware..... | 9,839 | 9,374 | 9,533 | 9,033 | 8,865 | 7,979 | 6,810 | 12,737 | 9,212 | 5,724 | 4,140 | 237 |
| District of Columbia..... | 11,633 | 11,708 | 10,953 | 11,362 | 13,774 | 13,945 | 11,911 | 19,038 | 13,247 | 9,403 | 5,363 | 162 |
| Florida..... | 36,825 | 35,231 | 30,999 | 26,752 | 29,659 | 24,627 | 18,934 | 30,235 | 21,544 | 11,339 | 7,239 | 1,662 |
| Georgia..... | 162,999 | 157,573 | 141,202 | 116,602 | 110,546 | 85,330 | 64,285 | 104,297 | 80,294 | 44,320 | 32,432 | 3,321 |
| Hawaii..... | 7,734 | 5,701 | 4,434 | 6,633 | 15,067 | 20,003 | 15,107 | 19,095 | 6,990 | 3,436 | 1,744 | 370 |
| Idaho..... | 11,035 | 10,332 | 8,599 | 7,848 | 8,136 | 7,937 | 8,091 | 14,446 | 3,667 | 4,902 | 2,936 | 338 |
| Illinois..... | 277,251 | 272,728 | 243,639 | 223,377 | 226,293 | 222,735 | 203,831 | 345,773 | 210,432 | 127,339 | 97,151 | 7,177 |
| Indiana..... | 139,532 | 139,117 | 133,640 | 129,171 | 115,676 | 106,305 | 96,203 | 163,104 | 119,763 | 73,616 | 60,766 | 3,506 |
| Indian Territory..... | 30,256 | 29,378 | 25,695 | 22,068 | 20,015 | 17,517 | 13,673 | 22,338 | 16,005 | 7,017 | 3,453 | 1,437 |
| Iowa..... | 133,621 | 129,316 | 121,662 | 114,376 | 107,564 | 96,550 | 85,993 | 141,555 | 99,999 | 65,535 | 56,825 | 3,353 |
| Kansas..... | 37,251 | 37,500 | 35,413 | 39,951 | 41,323 | 40,947 | 51,756 | 38,936 | 69,707 | 43,825 | 34,508 | 2,049 |
| Kentucky..... | 144,349 | 138,722 | 127,657 | 114,145 | 103,492 | 87,732 | 72,269 | 121,153 | 85,435 | 52,234 | 39,235 | 3,704 |
| Louisiana..... | 100,666 | 97,188 | 85,373 | 71,176 | 66,600 | 53,735 | 44,223 | 71,168 | 50,813 | 27,732 | 19,140 | 1,664 |
| Maine..... | 32,947 | 31,934 | 30,732 | 31,274 | 30,530 | 27,859 | 25,303 | 45,757 | 37,543 | 23,539 | 27,376 | 1,096 |
| Maryland..... | 67,533 | 66,437 | 63,526 | 58,693 | 55,533 | 49,917 | 41,343 | 73,864 | 52,361 | 33,453 | 23,330 | 2,135 |
| Massachusetts..... | 141,773 | 128,120 | 114,122 | 115,253 | 129,363 | 136,433 | 121,794 | 197,342 | 131,916 | 81,944 | 62,979 | 6,425 |
| Michigan..... | 131,917 | 133,399 | 124,919 | 116,393 | 111,649 | 101,450 | 92,666 | 166,330 | 122,212 | 30,467 | 64,540 | 2,463 |
| Minnesota..... | 116,076 | 110,013 | 97,205 | 85,510 | 83,257 | 81,464 | 73,359 | 123,232 | 74,025 | 43,836 | 35,331 | 3,032 |
| Mississippi..... | 115,736 | 112,939 | 100,370 | 85,960 | 78,366 | 61,620 | 44,717 | 72,055 | 52,743 | 31,119 | 23,550 | 1,571 |
| Missouri..... | 134,573 | 137,964 | 175,600 | 160,730 | 146,375 | 135,351 | 119,260 | 193,936 | 135,232 | 85,725 | 59,627 | 5,332 |
| Montana..... | 13,643 | 12,470 | 9,754 | 9,434 | 14,396 | 17,473 | 17,793 | 29,202 | 14,265 | 6,719 | 3,102 | 1,031 |
| Nebraska..... | 67,336 | 67,291 | 61,690 | 55,742 | 53,374 | 47,657 | 40,930 | 71,963 | 47,371 | 29,564 | 19,509 | 1,160 |
| Nevada..... | 1,923 | 1,353 | 1,737 | 1,365 | 2,432 | 2,300 | 2,130 | 3,919 | 3,344 | 2,237 | 1,613 | 245 |
| New Hampshire..... | 19,073 | 17,313 | 16,350 | 17,097 | 19,033 | 13,017 | 16,209 | 27,922 | 22,209 | 15,601 | 15,303 | 737 |
| New Jersey..... | 103,966 | 93,570 | 86,739 | 80,650 | 85,513 | 87,504 | 81,535 | 136,335 | 87,097 | 54,069 | 37,233 | 2,494 |
| New Mexico..... | 13,735 | 13,624 | 11,164 | 8,303 | 8,730 | 8,443 | 7,436 | 13,702 | 9,164 | 5,412 | 3,516 | 439 |
| New York..... | 379,124 | 357,334 | 322,541 | 307,220 | 331,260 | 342,170 | 315,536 | 523,961 | 344,073 | 213,332 | 165,042 | 7,137 |
| North Carolina..... | 143,433 | 133,453 | 119,436 | 105,565 | 87,901 | 65,226 | 49,750 | 33,422 | 75,466 | 40,391 | 31,511 | 2,563 |
| North Dakota..... | 24,233 | 21,362 | 13,193 | 15,304 | 17,530 | 16,944 | 14,733 | 24,901 | 13,460 | 6,239 | 3,966 | 563 |
| Ohio..... | 213,396 | 220,664 | 209,149 | 203,325 | 194,331 | 180,133 | 162,612 | 277,201 | 197,494 | 129,361 | 104,032 | 4,302 |
| Oklahoma..... | 29,630 | 26,319 | 24,246 | 20,716 | 18,504 | 17,357 | 15,940 | 26,075 | 17,393 | 10,663 | 5,529 | 932 |
| Oregon..... | 20,370 | 22,073 | 21,119 | 20,357 | 20,066 | 19,661 | 19,673 | 33,026 | 25,510 | 14,457 | 10,397 | 766 |
| Pennsylvania..... | 367,316 | 345,713 | 314,966 | 299,530 | 300,469 | 295,736 | 262,310 | 423,333 | 234,700 | 172,429 | 124,135 | 7,794 |
| Rhode Island..... | 21,774 | 20,033 | 13,212 | 19,505 | 20,419 | 20,261 | 13,127 | 29,341 | 20,723 | 12,614 | 8,393 | 604 |
| South Carolina..... | 102,024 | 97,349 | 88,697 | 76,992 | 66,311 | 46,137 | 35,043 | 59,365 | 44,639 | 27,491 | 19,333 | 956 |
| South Dakota..... | 23,072 | 26,346 | 24,396 | 20,713 | 19,555 | 17,049 | 15,073 | 27,351 | 13,743 | 10,724 | 7,034 | 533 |
| Tennessee..... | 139,915 | 134,516 | 124,492 | 113,167 | 99,544 | 80,157 | 62,334 | 93,333 | 82,273 | 43,019 | 33,564 | 4,355 |
| Texas..... | 229,331 | 219,170 | 194,433 | 166,042 | 152,315 | 127,360 | 97,934 | 137,610 | 126,550 | 61,049 | 39,654 | 6,352 |
| Utah..... | 21,377 | 19,311 | 16,639 | 14,566 | 12,090 | 10,545 | 9,665 | 16,016 | 10,015 | 5,900 | 4,932 | 531 |
| Vermont..... | 16,536 | 16,074 | 15,331 | 15,735 | 14,962 | 14,133 | 12,961 | 22,463 | 13,563 | 13,929 | 13,765 | 621 |
| Virginia..... | 125,147 | 121,310 | 111,517 | 101,156 | 87,303 | 63,373 | 55,117 | 95,363 | 75,030 | 45,719 | 36,674 | 2,133 |
| Washington..... | 27,095 | 23,301 | 24,175 | 23,203 | 27,032 | 23,332 | 29,449 | 55,103 | 31,031 | 15,507 | 9,025 | 5,325 |
| West Virginia..... | 69,423 | 61,346 | 56,703 | 53,073 | 50,232 | 42,419 | 34,172 | 52,347 | 37,106 | 22,033 | 16,670 | 2,663 |
| Wisconsin..... | 129,974 | 126,465 | 113,963 | 104,519 | 91,204 | 82,594 | 76,353 | 136,543 | 89,539 | 56,920 | 54,644 | 1,334 |
| Wyoming..... | 5,351 | 5,102 | 4,103 | 4,500 | 6,394 | 7,373 | 6,236 | 10,300 | 5,103 | 2,137 | 365 | 170 |

¹Includes persons in the military and naval service of the United States (including civilian employees, etc.) stationed abroad, not credited to any state or territory.

CLASSIFIED BY SEX, BY STATES AND TERRITORIES: 1900.

FEMALES.

| STATES AND TERRITORIES. | Under 5 years. | 5 to 9 years. | 10 to 14 years. | 15 to 19 years. | 20 to 24 years. | 25 to 29 years. | 30 to 34 years. | 35 to 44 years. | 45 to 54 years. | 55 to 64 years. | 65 years and over. | Age unknown. |
|--------------------------------------|----------------|---------------|-----------------|-----------------|-----------------|-----------------|-----------------|-----------------|-----------------|-----------------|--------------------|--------------|
| The United States ¹ | 4,546,185 | 4,402,164 | 4,002,633 | 3,811,344 | 3,718,110 | 3,214,129 | 2,660,508 | 4,346,344 | 2,998,613 | 1,941,821 | 1,526,321 | 75,973 |
| Alabama..... | 132,155 | 126,598 | 112,449 | 103,175 | 97,775 | 71,832 | 50,953 | 85,069 | 64,219 | 36,621 | 27,875 | 3,212 |
| Alaska..... | 1,767 | 1,940 | 1,461 | 1,462 | 1,582 | 1,566 | 1,317 | 1,970 | 1,250 | 518 | 307 | 2,580 |
| Arizona..... | 7,170 | 6,846 | 5,658 | 4,965 | 5,023 | 4,579 | 3,863 | 5,799 | 3,599 | 1,917 | 1,278 | 439 |
| Arkansas..... | 93,876 | 92,645 | 82,147 | 74,009 | 66,457 | 51,142 | 36,412 | 56,925 | 42,600 | 23,327 | 14,534 | 2,178 |
| California..... | 62,216 | 67,988 | 62,804 | 62,877 | 66,510 | 62,530 | 55,855 | 90,801 | 60,395 | 40,853 | 28,933 | 2,760 |
| Colorado..... | 28,104 | 28,505 | 24,363 | 22,375 | 23,386 | 23,411 | 21,823 | 34,371 | 20,080 | 10,599 | 5,902 | 999 |
| Connecticut..... | 45,800 | 43,002 | 38,034 | 39,218 | 44,715 | 43,294 | 37,127 | 60,682 | 43,277 | 31,023 | 27,517 | 487 |
| Delaware..... | 9,907 | 9,565 | 9,208 | 8,820 | 8,705 | 7,608 | 6,574 | 11,779 | 8,243 | 5,613 | 4,328 | 222 |
| District of Columbia..... | 11,467 | 12,023 | 11,781 | 13,452 | 17,736 | 16,410 | 12,857 | 20,727 | 14,678 | 9,079 | 6,371 | 133 |
| Florida..... | 35,868 | 35,128 | 29,976 | 27,501 | 27,369 | 21,271 | 15,821 | 25,145 | 17,745 | 9,769 | 6,652 | 1,051 |
| Georgia..... | 162,474 | 155,951 | 136,663 | 124,876 | 118,653 | 87,489 | 63,497 | 104,670 | 76,578 | 45,299 | 33,944 | 3,036 |
| Hawaii..... | 7,350 | 5,448 | 3,954 | 4,211 | 6,003 | 6,533 | 4,371 | 5,106 | 2,347 | 1,133 | 933 | 193 |
| Idaho..... | 10,525 | 10,043 | 8,333 | 6,817 | 6,132 | 5,506 | 5,056 | 7,519 | 4,323 | 2,410 | 1,489 | 202 |
| Illinois..... | 272,784 | 271,042 | 246,241 | 231,791 | 223,688 | 213,746 | 188,065 | 295,497 | 184,580 | 118,729 | 93,488 | 4,117 |
| Indiana..... | 135,267 | 134,331 | 131,182 | 123,289 | 115,959 | 103,201 | 91,450 | 152,208 | 107,838 | 72,496 | 57,095 | 1,792 |
| Indian Territory..... | 29,729 | 28,373 | 24,211 | 21,075 | 18,166 | 14,844 | 10,618 | 16,112 | 10,789 | 5,212 | 2,758 | 1,221 |
| Iowa..... | 129,801 | 127,326 | 117,837 | 112,911 | 108,952 | 89,225 | 76,543 | 124,117 | 83,872 | 58,411 | 49,091 | 1,868 |
| Kansas..... | 84,871 | 84,840 | 82,864 | 77,628 | 68,287 | 56,913 | 47,055 | 77,117 | 56,988 | 38,345 | 25,865 | 1,006 |
| Kentucky..... | 139,881 | 134,537 | 123,996 | 114,622 | 106,756 | 87,207 | 69,303 | 111,987 | 73,229 | 49,467 | 37,892 | 3,070 |
| Louisiana..... | 93,740 | 94,667 | 83,812 | 74,558 | 72,481 | 58,501 | 41,494 | 66,168 | 46,584 | 27,262 | 21,033 | 1,542 |
| Maine..... | 32,743 | 31,402 | 29,525 | 31,201 | 30,913 | 27,702 | 24,339 | 44,052 | 35,227 | 28,075 | 27,746 | 546 |
| Maryland..... | 67,031 | 66,303 | 62,691 | 61,271 | 59,381 | 51,656 | 42,900 | 73,935 | 51,889 | 33,665 | 26,133 | 1,909 |
| Massachusetts..... | 140,464 | 127,941 | 115,208 | 122,609 | 149,943 | 146,048 | 121,936 | 193,606 | 138,194 | 93,692 | 80,123 | 3,103 |
| Michigan..... | 128,741 | 130,160 | 122,698 | 116,748 | 110,763 | 96,736 | 85,744 | 146,460 | 104,246 | 72,098 | 56,620 | 1,063 |
| Minnesota..... | 112,214 | 107,434 | 94,859 | 84,667 | 77,417 | 67,143 | 57,196 | 93,557 | 55,913 | 36,544 | 30,940 | 1,020 |
| Mississippi..... | 113,665 | 109,939 | 97,095 | 88,381 | 83,949 | 61,704 | 42,962 | 69,505 | 49,944 | 29,028 | 21,479 | 1,668 |
| Missouri..... | 179,458 | 182,800 | 171,665 | 163,649 | 152,391 | 131,495 | 109,342 | 172,113 | 116,466 | 75,447 | 53,055 | 3,074 |
| Montana..... | 13,331 | 12,284 | 9,643 | 7,926 | 9,113 | 9,472 | 8,668 | 12,487 | 5,733 | 2,923 | 1,743 | 164 |
| Nebraska..... | 65,911 | 65,507 | 60,058 | 54,535 | 48,879 | 40,497 | 34,185 | 55,946 | 37,346 | 23,102 | 15,245 | 502 |
| Nevada..... | 1,826 | 1,769 | 1,651 | 1,614 | 1,679 | 1,432 | 1,242 | 2,029 | 1,534 | 1,046 | 655 | 205 |
| New Hampshire..... | 19,153 | 17,646 | 16,547 | 17,623 | 19,110 | 17,827 | 15,581 | 27,069 | 21,452 | 16,769 | 17,041 | 391 |
| New Jersey..... | 102,480 | 98,155 | 87,558 | 86,096 | 92,710 | 88,904 | 77,323 | 125,676 | 83,933 | 55,405 | 42,334 | 1,235 |
| New Mexico..... | 13,442 | 13,177 | 10,685 | 8,666 | 7,858 | 7,609 | 6,191 | 10,495 | 6,629 | 3,709 | 2,330 | 291 |
| New York..... | 374,366 | 355,888 | 321,247 | 333,462 | 371,472 | 352,899 | 301,738 | 494,605 | 337,194 | 224,512 | 182,863 | 3,868 |
| North Carolina..... | 140,224 | 129,906 | 115,889 | 103,332 | 93,050 | 70,284 | 52,579 | 90,351 | 69,664 | 42,914 | 34,637 | 2,303 |
| North Dakota..... | 23,545 | 20,840 | 17,314 | 13,924 | 12,978 | 11,103 | 9,494 | 15,857 | 8,587 | 4,447 | 3,391 | 173 |
| Ohio..... | 213,414 | 215,150 | 205,698 | 203,994 | 193,496 | 179,595 | 156,258 | 260,592 | 185,851 | 123,192 | 105,431 | 2,169 |
| Oklahoma..... | 23,900 | 25,927 | 23,016 | 19,588 | 16,959 | 14,982 | 12,308 | 13,751 | 12,304 | 7,043 | 3,639 | 555 |
| Oregon..... | 20,271 | 21,518 | 20,279 | 19,449 | 17,903 | 15,219 | 13,778 | 22,563 | 14,419 | 8,908 | 6,078 | 166 |
| Pennsylvania..... | 362,315 | 340,837 | 309,275 | 299,553 | 303,627 | 279,177 | 237,053 | 334,519 | 264,832 | 174,501 | 137,682 | 4,153 |
| Rhode Island..... | 21,673 | 20,242 | 18,527 | 19,787 | 22,399 | 21,451 | 17,880 | 29,759 | 21,119 | 13,983 | 10,905 | 310 |
| South Carolina..... | 101,627 | 96,414 | 85,666 | 80,428 | 72,436 | 50,477 | 36,409 | 60,632 | 43,788 | 26,461 | 20,235 | 848 |
| South Dakota..... | 27,145 | 25,703 | 22,903 | 19,643 | 16,425 | 13,715 | 11,930 | 20,607 | 13,358 | 8,041 | 5,752 | 184 |
| Tennessee..... | 135,008 | 130,229 | 119,281 | 113,413 | 104,861 | 81,741 | 61,856 | 98,509 | 73,374 | 44,826 | 32,377 | 3,417 |
| Texas..... | 222,611 | 213,185 | 188,694 | 168,005 | 152,432 | 117,242 | 85,672 | 136,446 | 94,253 | 51,613 | 34,333 | 5,274 |
| Utah..... | 20,475 | 18,817 | 16,731 | 15,074 | 12,544 | 9,899 | 8,554 | 13,787 | 8,234 | 5,623 | 5,073 | 251 |
| Vermont..... | 16,316 | 15,772 | 14,848 | 14,731 | 14,499 | 13,520 | 12,116 | 21,237 | 17,422 | 13,794 | 14,006 | 242 |
| Virginia..... | 123,908 | 119,318 | 109,320 | 102,346 | 94,256 | 71,927 | 56,425 | 95,835 | 71,660 | 45,415 | 36,172 | 1,705 |
| Washington..... | 26,143 | 27,622 | 24,058 | 20,301 | 19,321 | 17,761 | 17,669 | 29,128 | 15,700 | 9,027 | 5,656 | 934 |
| West Virginia..... | 66,042 | 59,843 | 54,021 | 50,921 | 46,440 | 37,435 | 29,371 | 45,858 | 32,167 | 20,220 | 15,566 | 1,124 |
| Wisconsin..... | 126,760 | 124,687 | 115,149 | 104,419 | 91,049 | 77,239 | 68,445 | 116,876 | 75,514 | 51,572 | 48,548 | 922 |
| Wyoming..... | 5,169 | 4,847 | 3,740 | 3,273 | 3,433 | 3,198 | 2,708 | 4,131 | 2,165 | 1,084 | 542 | 57 |

¹Includes persons in the military and naval service of the United States (including civilian employees, etc.) stationed abroad, not credited to any state or territory.

STATISTICS OF POPULATION.

TABLE 4.—AGES BY PERIODS OF YEARS OF THE NATIVE WHITE POPULATION OF NATIVE

[The designation "native white population of native parentage" comprehends all native white persons having
MALES.]

| STATES AND TERRITORIES. | Under 5 years. | 5 to 9 years. | 10 to 14 years. | 15 to 19 years. | 20 to 24 years. | 25 to 29 years. | 30 to 34 years. | 35 to 44 years. | 45 to 54 years. | 55 to 64 years. | 65 years and over. | Age unknown. |
|--------------------------------------|----------------|---------------|-----------------|-----------------|-----------------|-----------------|-----------------|-----------------|-----------------|-----------------|--------------------|--------------|
| The United States ¹ | 2,775,668 | 2,626,174 | 2,366,924 | 2,129,209 | 1,930,171 | 1,648,092 | 1,379,365 | 2,295,384 | 1,752,136 | 1,090,690 | 851,658 | 88,638 |
| Alabama..... | 73,664 | 68,373 | 60,648 | 54,408 | 47,444 | 36,592 | 27,111 | 43,990 | 39,942 | 17,563 | 12,411 | 1,018 |
| Alaska..... | 143 | 137 | 133 | 172 | 691 | 959 | 1,020 | 766 | 243 | 65 | 9,820 | 9,820 |
| Arizona..... | 3,117 | 2,724 | 2,153 | 1,968 | 2,529 | 2,660 | 2,389 | 4,145 | 2,600 | 1,337 | 793 | 216 |
| Arkansas..... | 68,616 | 66,821 | 58,702 | 51,031 | 43,506 | 36,015 | 27,426 | 43,327 | 37,444 | 18,032 | 10,995 | 1,369 |
| California..... | 84,528 | 35,798 | 32,625 | 30,015 | 29,203 | 27,354 | 25,863 | 45,871 | 30,565 | 22,477 | 22,512 | 3,806 |
| Colorado..... | 18,194 | 18,016 | 15,222 | 14,189 | 15,603 | 15,344 | 14,395 | 25,068 | 15,871 | 8,495 | 4,717 | 3,044 |
| Connecticut..... | 17,964 | 17,752 | 16,255 | 15,453 | 15,736 | 14,263 | 12,802 | 23,102 | 20,352 | 15,159 | 15,190 | 392 |
| Delaware..... | 6,536 | 6,590 | 6,372 | 5,920 | 5,492 | 4,733 | 4,010 | 7,536 | 5,916 | 3,814 | 2,776 | 153 |
| District of Columbia..... | 6,422 | 6,339 | 5,814 | 5,608 | 6,558 | 6,467 | 5,724 | 8,740 | 6,011 | 4,703 | 2,391 | 120 |
| Florida..... | 18,713 | 17,885 | 15,733 | 13,216 | 12,669 | 10,299 | 8,225 | 14,005 | 10,856 | 5,603 | 3,544 | 632 |
| Georgia..... | 83,850 | 79,646 | 71,672 | 62,428 | 56,622 | 43,768 | 33,872 | 56,821 | 45,005 | 22,667 | 16,064 | 1,121 |
| Hawaii..... | 2,288 | 2,218 | 1,969 | 2,001 | 1,642 | 1,713 | 1,357 | 2,645 | 1,802 | 1,208 | 1,204 | 146 |
| Idaho..... | 7,420 | 6,681 | 5,305 | 4,364 | 4,268 | 3,886 | 3,872 | 6,588 | 4,097 | 2,335 | 1,435 | 173 |
| Illinois..... | 156,481 | 147,523 | 131,577 | 116,907 | 105,286 | 93,252 | 81,062 | 131,323 | 90,561 | 57,392 | 44,293 | 5,176 |
| Indiana..... | 122,088 | 119,046 | 111,606 | 104,420 | 88,920 | 78,017 | 68,817 | 114,004 | 86,077 | 56,038 | 41,503 | 2,770 |
| Indian Territory..... | 22,463 | 21,991 | 19,041 | 16,380 | 14,789 | 13,133 | 10,406 | 16,891 | 11,661 | 5,011 | 2,356 | 534 |
| Iowa..... | 90,441 | 82,759 | 73,911 | 66,778 | 58,279 | 48,831 | 42,443 | 68,673 | 51,196 | 33,629 | 23,304 | 2,458 |
| Kansas..... | 66,652 | 63,986 | 60,761 | 56,034 | 49,181 | 40,816 | 33,905 | 57,219 | 44,922 | 30,610 | 20,792 | 1,549 |
| Kentucky..... | 123,605 | 116,142 | 104,416 | 91,041 | 79,234 | 65,441 | 53,697 | 87,355 | 63,463 | 38,372 | 23,608 | 2,078 |
| Louisiana..... | 48,900 | 44,444 | 38,006 | 31,698 | 26,985 | 22,949 | 16,485 | 26,104 | 18,953 | 9,455 | 5,685 | 447 |
| Maine..... | 21,671 | 21,765 | 21,379 | 21,561 | 20,530 | 18,353 | 16,926 | 31,940 | 28,305 | 22,290 | 22,468 | 861 |
| Maryland..... | 43,153 | 41,818 | 39,312 | 35,649 | 31,317 | 27,351 | 22,323 | 37,226 | 27,731 | 18,623 | 12,922 | 941 |
| Massachusetts..... | 47,662 | 45,324 | 41,700 | 40,893 | 42,164 | 40,422 | 36,868 | 67,300 | 58,048 | 41,650 | 33,854 | 3,955 |
| Michigan..... | 62,249 | 59,418 | 54,213 | 49,448 | 45,299 | 38,555 | 34,163 | 60,329 | 50,247 | 35,998 | 31,245 | 1,688 |
| Minnesota..... | 38,704 | 32,005 | 25,310 | 20,637 | 18,537 | 16,444 | 14,127 | 24,299 | 15,494 | 9,347 | 8,225 | 1,974 |
| Mississippi..... | 47,358 | 44,154 | 39,393 | 34,545 | 30,040 | 24,099 | 17,328 | 29,853 | 23,844 | 11,850 | 8,395 | 476 |
| Missouri..... | 153,255 | 150,347 | 135,824 | 119,431 | 101,478 | 89,821 | 74,930 | 123,071 | 87,912 | 54,832 | 37,076 | 3,857 |
| Montana..... | 5,759 | 5,414 | 4,303 | 4,094 | 5,708 | 6,039 | 5,693 | 9,243 | 4,319 | 2,604 | 1,850 | 680 |
| Nebraska..... | 39,303 | 36,762 | 32,991 | 29,623 | 23,073 | 24,033 | 19,971 | 33,965 | 23,146 | 13,931 | 9,274 | 376 |
| Nevada..... | 923 | 865 | 727 | 735 | 846 | 699 | 680 | 1,101 | 860 | 722 | 667 | 49 |
| New Hampshire..... | 9,335 | 9,195 | 8,857 | 8,950 | 9,858 | 8,973 | 8,681 | 16,616 | 15,227 | 11,836 | 12,800 | 511 |
| New Jersey..... | 49,202 | 47,648 | 42,866 | 38,011 | 35,644 | 32,260 | 28,651 | 49,349 | 33,220 | 26,276 | 20,336 | 967 |
| New Mexico..... | 11,181 | 10,965 | 8,851 | 6,774 | 6,591 | 5,981 | 5,213 | 9,604 | 6,427 | 3,811 | 2,517 | 330 |
| New York..... | 169,397 | 161,969 | 147,131 | 131,953 | 122,346 | 111,025 | 96,211 | 163,302 | 130,938 | 93,242 | 84,412 | 5,243 |
| North Carolina..... | 94,199 | 87,458 | 77,792 | 68,648 | 57,965 | 44,514 | 35,310 | 60,084 | 51,839 | 25,745 | 20,650 | 1,045 |
| North Dakota..... | 5,357 | 4,488 | 3,836 | 3,129 | 4,024 | 3,574 | 2,892 | 4,857 | 2,719 | 1,326 | 765 | 339 |
| Ohio..... | 164,365 | 160,533 | 149,117 | 139,123 | 123,370 | 106,563 | 90,930 | 149,413 | 113,667 | 75,432 | 60,025 | 3,717 |
| Oklahoma..... | 24,717 | 22,010 | 19,535 | 16,703 | 14,900 | 13,613 | 12,361 | 19,615 | 13,259 | 7,597 | 3,834 | 732 |
| Oregon..... | 14,570 | 14,352 | 14,216 | 13,362 | 12,496 | 11,769 | 10,900 | 19,150 | 12,474 | 7,933 | 6,506 | 554 |
| Pennsylvania..... | 236,553 | 225,577 | 207,802 | 190,300 | 171,494 | 152,269 | 123,577 | 203,936 | 156,256 | 100,614 | 76,404 | 5,353 |
| Rhode Island..... | 7,000 | 6,516 | 6,018 | 6,128 | 6,025 | 5,685 | 5,160 | 9,270 | 8,313 | 5,933 | 5,328 | 394 |
| South Carolina..... | 39,465 | 37,767 | 33,858 | 31,124 | 27,542 | 20,438 | 15,655 | 26,680 | 21,430 | 10,761 | 7,243 | 349 |
| South Dakota..... | 11,095 | 9,685 | 8,757 | 7,206 | 6,544 | 5,220 | 4,485 | 8,313 | 5,871 | 3,529 | 2,323 | 396 |
| Tennessee..... | 106,303 | 100,600 | 92,240 | 83,003 | 71,849 | 53,130 | 46,033 | 72,533 | 59,374 | 34,332 | 24,240 | 2,407 |
| Texas..... | 157,679 | 145,306 | 127,151 | 109,470 | 97,530 | 80,995 | 61,304 | 93,464 | 79,042 | 36,357 | 22,539 | 3,035 |
| Utah..... | 12,373 | 9,678 | 7,123 | 5,090 | 3,590 | 2,773 | 2,445 | 4,416 | 2,829 | 1,570 | 1,162 | 334 |
| Vermont..... | 11,394 | 11,024 | 10,329 | 10,225 | 9,191 | 8,285 | 7,610 | 13,260 | 11,905 | 9,885 | 10,252 | 335 |
| Virginia..... | 73,492 | 73,898 | 66,836 | 61,558 | 54,377 | 43,846 | 35,494 | 59,482 | 47,613 | 28,449 | 22,140 | 908 |
| Washington..... | 15,130 | 15,337 | 13,414 | 12,716 | 14,006 | 13,932 | 13,501 | 23,304 | 13,742 | 7,205 | 4,712 | 4,138 |
| West Virginia..... | 64,617 | 57,219 | 52,145 | 47,191 | 42,194 | 34,768 | 27,957 | 43,211 | 31,215 | 13,710 | 13,942 | 1,941 |
| Wisconsin..... | 57,367 | 48,497 | 39,477 | 31,125 | 22,374 | 16,803 | 14,110 | 24,138 | 13,331 | 12,345 | 12,926 | 1,059 |
| Wyoming..... | 3,164 | 3,031 | 2,370 | 2,417 | 3,603 | 3,650 | 2,926 | 4,740 | 2,234 | 947 | 424 | 130 |

¹Includes persons in the military and naval service of the United States (including civilian employees, etc.) stationed abroad, not credited to any state or territory.

AGES.

113

PARENTAGE, CLASSIFIED BY SEX, BY STATES AND TERRITORIES; 1900.

either both parents native born, one parent native born and one parent unknown, or both parents unknown.]

FEMALES.

| STATES AND TERRITORIES. | Under 5 years. | 5 to 9 years. | 10 to 14 years. | 15 to 19 years. | 20 to 24 years. | 25 to 29 years. | 30 to 34 years. | 35 to 44 years. | 45 to 54 years. | 55 to 64 years. | 65 years and over. | Age unknown. |
|--------------------------------------|----------------|---------------|-----------------|-----------------|-----------------|-----------------|-----------------|-----------------|-----------------|-----------------|--------------------|--------------|
| The United States ¹ | 2,694,060 | 2,552,758 | 2,297,537 | 2,114,233 | 1,903,620 | 1,575,690 | 1,288,272 | 2,117,621 | 1,591,885 | 1,082,274 | 865,622 | 35,746 |
| Alabama..... | 70,730 | 65,969 | 58,406 | 53,386 | 47,747 | 35,923 | 25,878 | 44,302 | 34,771 | 21,184 | 14,525 | 678 |
| Alaska..... | 138 | 160 | 105 | 72 | 134 | 194 | 174 | 207 | 91 | 31 | 5 | 377 |
| Arizona..... | 2,965 | 2,660 | 2,068 | 1,687 | 1,805 | 1,699 | 1,315 | 1,938 | 1,118 | 564 | 349 | 31 |
| Arkansas..... | 66,213 | 64,380 | 56,651 | 50,550 | 43,285 | 33,912 | 24,551 | 33,306 | 29,284 | 16,643 | 9,862 | 697 |
| California..... | 33,759 | 35,234 | 31,644 | 30,268 | 28,983 | 25,346 | 22,341 | 37,620 | 25,511 | 18,001 | 13,682 | 1,422 |
| Colorado..... | 17,595 | 17,848 | 15,225 | 13,757 | 13,768 | 12,873 | 11,615 | 18,250 | 11,282 | 6,469 | 3,662 | 833 |
| Connecticut..... | 17,801 | 17,517 | 15,837 | 15,098 | 15,000 | 14,100 | 12,739 | 23,319 | 20,950 | 17,442 | 13,369 | 186 |
| Delaware..... | 6,495 | 6,232 | 6,172 | 5,876 | 5,337 | 4,594 | 3,971 | 7,134 | 5,425 | 3,783 | 2,972 | 90 |
| District of Columbia..... | 6,206 | 6,419 | 6,161 | 6,249 | 7,599 | 7,137 | 5,838 | 9,016 | 6,754 | 4,645 | 3,019 | 83 |
| Florida..... | 17,790 | 17,325 | 14,798 | 13,220 | 12,147 | 9,501 | 7,413 | 12,027 | 9,331 | 5,363 | 3,326 | 406 |
| Georgia..... | 81,768 | 77,384 | 68,645 | 63,699 | 57,602 | 43,523 | 32,558 | 55,506 | 43,199 | 27,180 | 18,960 | 800 |
| Hawaii..... | 2,207 | 2,139 | 1,821 | 1,832 | 1,700 | 1,640 | 1,212 | 2,133 | 1,331 | 805 | 771 | 134 |
| Idaho..... | 7,142 | 6,440 | 5,194 | 4,020 | 3,394 | 2,857 | 2,488 | 3,730 | 2,208 | 1,254 | 654 | 46 |
| Illinois..... | 153,105 | 145,085 | 123,990 | 115,225 | 102,292 | 87,671 | 74,375 | 117,317 | 82,622 | 56,448 | 44,665 | 2,627 |
| Indiana..... | 118,051 | 114,293 | 109,287 | 104,024 | 88,887 | 75,894 | 65,902 | 108,241 | 79,321 | 53,149 | 40,468 | 1,321 |
| Indian Territory..... | 21,683 | 20,776 | 17,611 | 15,354 | 13,202 | 10,910 | 7,956 | 11,805 | 7,782 | 3,795 | 1,786 | 281 |
| Iowa..... | 87,375 | 81,662 | 71,161 | 65,065 | 55,981 | 46,074 | 33,907 | 62,765 | 45,128 | 31,584 | 25,749 | 1,360 |
| Kansas..... | 64,696 | 62,118 | 58,857 | 53,864 | 46,889 | 38,333 | 31,402 | 50,406 | 33,176 | 25,497 | 16,330 | 610 |
| Kentucky..... | 119,105 | 111,633 | 100,447 | 90,546 | 80,812 | 64,005 | 50,862 | 79,904 | 57,173 | 36,438 | 27,000 | 1,436 |
| Louisiana..... | 46,909 | 42,714 | 36,952 | 32,058 | 28,111 | 21,900 | 15,165 | 23,434 | 16,836 | 9,395 | 6,092 | 235 |
| Maine..... | 21,372 | 21,125 | 20,421 | 21,347 | 20,783 | 13,455 | 16,753 | 31,201 | 26,969 | 22,745 | 23,445 | 412 |
| Maryland..... | 42,212 | 41,105 | 38,349 | 36,236 | 33,331 | 27,907 | 22,892 | 38,075 | 28,050 | 18,694 | 14,074 | 653 |
| Massachusetts..... | 47,063 | 44,902 | 41,704 | 41,771 | 43,748 | 41,108 | 37,166 | 68,742 | 60,926 | 43,371 | 50,101 | 1,820 |
| Michigan..... | 61,142 | 57,516 | 53,011 | 49,719 | 45,277 | 37,845 | 33,127 | 56,197 | 45,736 | 34,919 | 23,633 | 635 |
| Minnesota..... | 37,251 | 31,079 | 24,540 | 20,107 | 16,860 | 13,394 | 11,097 | 18,166 | 12,074 | 8,379 | 7,167 | 563 |
| Mississippi..... | 45,364 | 42,157 | 37,610 | 34,849 | 30,826 | 23,153 | 16,755 | 27,827 | 21,801 | 13,050 | 8,428 | 407 |
| Missouri..... | 143,329 | 146,107 | 132,042 | 120,404 | 103,747 | 85,265 | 69,143 | 107,546 | 75,950 | 49,254 | 33,325 | 1,323 |
| Montana..... | 5,753 | 5,323 | 4,254 | 3,420 | 3,375 | 3,402 | 2,989 | 4,346 | 2,156 | 1,207 | 679 | 122 |
| Nebraska..... | 33,029 | 35,776 | 31,981 | 28,446 | 25,240 | 20,362 | 16,700 | 27,108 | 18,752 | 11,488 | 7,443 | 346 |
| Nevada..... | 933 | 797 | 699 | 632 | 620 | 523 | 421 | 625 | 445 | 303 | 164 | 60 |
| New Hampshire..... | 9,113 | 9,043 | 8,819 | 9,135 | 9,631 | 9,081 | 8,582 | 16,157 | 14,726 | 12,814 | 14,334 | 290 |
| New Jersey..... | 43,495 | 47,303 | 42,411 | 38,806 | 36,885 | 33,464 | 29,152 | 49,628 | 38,623 | 27,578 | 23,532 | 606 |
| New Mexico..... | 10,352 | 10,577 | 8,511 | 6,754 | 6,067 | 5,681 | 4,614 | 7,943 | 5,019 | 2,847 | 1,691 | 228 |
| New York..... | 167,041 | 159,897 | 144,809 | 135,023 | 129,125 | 113,134 | 95,132 | 162,701 | 131,952 | 99,336 | 93,565 | 2,029 |
| North Carolina..... | 90,623 | 84,150 | 74,439 | 68,890 | 60,673 | 45,651 | 35,272 | 61,200 | 47,823 | 31,288 | 24,740 | 813 |
| North Dakota..... | 5,205 | 4,458 | 3,422 | 2,763 | 2,563 | 2,181 | 1,759 | 2,895 | 1,727 | 889 | 549 | 89 |
| Ohio..... | 159,699 | 155,526 | 145,418 | 137,376 | 124,984 | 105,721 | 88,732 | 144,733 | 109,956 | 77,521 | 63,557 | 1,407 |
| Oklahoma..... | 23,961 | 21,133 | 13,513 | 15,561 | 13,397 | 11,716 | 9,479 | 13,931 | 9,159 | 5,234 | 2,478 | 362 |
| Oregon..... | 14,139 | 14,420 | 13,664 | 13,064 | 11,949 | 9,623 | 8,427 | 13,623 | 8,907 | 5,647 | 3,743 | 122 |
| Pennsylvania..... | 232,855 | 222,143 | 204,314 | 190,858 | 176,943 | 153,689 | 123,237 | 209,821 | 155,392 | 106,063 | 86,097 | 2,491 |
| Rhode Island..... | 6,756 | 6,592 | 6,120 | 6,027 | 6,037 | 5,321 | 5,073 | 9,324 | 8,290 | 6,443 | 6,506 | 172 |
| South Carolina..... | 37,821 | 35,601 | 32,246 | 31,423 | 27,557 | 20,203 | 15,241 | 25,745 | 20,112 | 13,004 | 9,221 | 275 |
| South Dakota..... | 10,519 | 9,522 | 8,206 | 6,634 | 5,316 | 4,235 | 3,639 | 6,060 | 4,213 | 2,556 | 1,657 | 110 |
| Tennessee..... | 101,915 | 96,571 | 87,522 | 82,495 | 73,695 | 58,250 | 44,996 | 71,255 | 53,432 | 33,977 | 24,095 | 1,714 |
| Texas..... | 151,301 | 139,860 | 122,677 | 103,478 | 94,619 | 72,731 | 52,634 | 83,742 | 60,011 | 32,339 | 20,345 | 1,553 |
| Utah..... | 11,902 | 9,473 | 7,323 | 5,436 | 3,679 | 2,603 | 2,060 | 3,596 | 2,067 | 1,284 | 1,008 | 152 |
| Vermont..... | 11,278 | 10,700 | 10,029 | 9,674 | 9,173 | 8,163 | 7,335 | 12,320 | 11,517 | 9,932 | 10,312 | 143 |
| Virginia..... | 76,286 | 71,130 | 64,532 | 61,547 | 56,675 | 44,898 | 35,551 | 53,133 | 45,089 | 30,021 | 23,659 | 544 |
| Washington..... | 14,537 | 14,704 | 13,419 | 12,005 | 10,570 | 9,201 | 8,593 | 13,330 | 7,935 | 4,308 | 2,935 | 644 |
| West Virginia..... | 61,364 | 55,330 | 49,532 | 45,963 | 40,741 | 32,457 | 25,603 | 33,357 | 27,535 | 17,393 | 13,142 | 344 |
| Wisconsin..... | 55,557 | 47,763 | 38,843 | 31,203 | 22,313 | 15,926 | 12,936 | 21,861 | 16,099 | 12,035 | 11,779 | 431 |
| Wyoming..... | 3,073 | 2,842 | 2,102 | 1,771 | 1,695 | 1,610 | 1,350 | 1,963 | 1,021 | 503 | 232 | 49 |

¹Includes persons in the military and naval service of the United States (including civilian employees, etc.) stationed abroad, not credited to any state or territory.

STATISTICS OF POPULATION.

TABLE 5.—AGES BY PERIODS OF YEARS OF THE NATIVE WHITE POPULATION OF

[The designation "native white population of foreign parentage" comprehends

MALES.

| STATES AND TERRITORIES. | Under 5 years. | 5 to 9 years. | 10 to 14 years. | 15 to 19 years. | 20 to 24 years. | 25 to 29 years. | 30 to 34 years. | 35 to 44 years. | 45 to 54 years. | 55 to 64 years. | 65 years and over. | Age unknown. |
|--------------------------------------|----------------|---------------|-----------------|-----------------|-----------------|-----------------|-----------------|-----------------|-----------------|-----------------|--------------------|--------------|
| The United States ¹ | 1,214,097 | 1,166,942 | 998,634 | 866,901 | 795,961 | 724,614 | 589,464 | 899,119 | 391,219 | 145,523 | 71,840 | 4,875 |
| Alabama..... | 1,795 | 1,944 | 1,641 | 1,456 | 1,422 | 1,467 | 1,258 | 2,055 | 1,269 | 547 | 390 | 21 |
| Alaska..... | 150 | 117 | 67 | 121 | 449 | 578 | 592 | 883 | 300 | 77 | 26 | 5 |
| Arizona..... | 2,394 | 2,197 | 1,676 | 1,333 | 1,296 | 1,313 | 1,109 | 1,762 | 851 | 333 | 140 | 6 |
| Arkansas..... | 1,880 | 2,131 | 2,153 | 1,826 | 1,465 | 1,492 | 1,381 | 2,341 | 1,659 | 818 | 456 | 23 |
| California..... | 26,995 | 30,187 | 27,149 | 25,449 | 25,624 | 22,214 | 18,417 | 27,111 | 11,090 | 5,028 | 3,267 | 237 |
| Colorado..... | 10,140 | 9,879 | 7,779 | 6,142 | 5,714 | 5,680 | 5,056 | 9,093 | 4,356 | 1,452 | 553 | 66 |
| Connecticut..... | 26,532 | 22,768 | 17,465 | 14,741 | 13,840 | 12,590 | 9,714 | 14,310 | 5,160 | 1,403 | 531 | 57 |
| Delaware..... | 1,534 | 1,462 | 1,233 | 1,096 | 1,072 | 1,037 | 880 | 1,588 | 742 | 298 | 180 | 6 |
| District of Columbia..... | 1,623 | 1,643 | 1,553 | 1,657 | 2,044 | 2,034 | 2,056 | 2,820 | 1,499 | 787 | 313 | 3 |
| Florida..... | 2,127 | 2,072 | 1,572 | 1,158 | 1,047 | 894 | 657 | 1,163 | 767 | 415 | 202 | 14 |
| Georgia..... | 1,268 | 1,418 | 1,376 | 1,143 | 1,226 | 1,143 | 1,027 | 1,743 | 1,075 | 505 | 367 | 18 |
| Hawaii..... | 2,242 | 1,985 | 1,680 | 871 | 372 | 352 | 265 | 393 | 174 | 57 | 27 | 2 |
| Idaho..... | 3,328 | 3,292 | 2,864 | 2,517 | 2,403 | 2,207 | 1,930 | 3,117 | 1,181 | 454 | 195 | 26 |
| Illinois..... | 116,069 | 116,524 | 99,792 | 84,239 | 75,416 | 69,690 | 57,291 | 83,128 | 30,236 | 9,987 | 4,731 | 409 |
| Indiana..... | 14,776 | 16,792 | 17,322 | 19,262 | 19,233 | 19,605 | 18,222 | 31,002 | 16,168 | 6,845 | 3,581 | 177 |
| Indian Territory..... | 669 | 670 | 585 | 547 | 495 | 506 | 439 | 820 | 563 | 286 | 141 | 9 |
| Iowa..... | 42,448 | 44,942 | 43,954 | 40,913 | 37,167 | 32,939 | 25,999 | 37,919 | 15,535 | 5,479 | 3,477 | 255 |
| Kansas..... | 17,793 | 19,987 | 20,099 | 18,243 | 15,549 | 12,433 | 9,544 | 14,466 | 7,735 | 3,989 | 2,234 | 33 |
| Kentucky..... | 4,903 | 5,390 | 6,393 | 7,096 | 8,111 | 8,092 | 7,431 | 12,034 | 4,958 | 1,631 | 916 | 46 |
| Louisiana..... | 5,106 | 5,010 | 4,778 | 5,055 | 5,545 | 5,980 | 5,593 | 8,336 | 4,266 | 1,396 | 616 | 16 |
| Maine..... | 10,484 | 8,701 | 6,870 | 5,743 | 4,573 | 3,703 | 3,091 | 5,154 | 2,958 | 1,508 | 932 | 39 |
| Maryland..... | 10,397 | 10,403 | 9,520 | 8,723 | 8,767 | 8,543 | 7,724 | 13,230 | 6,669 | 2,511 | 1,138 | 68 |
| Massachusetts..... | 89,203 | 73,472 | 56,313 | 46,867 | 42,043 | 37,923 | 29,023 | 41,674 | 16,543 | 4,582 | 1,925 | 264 |
| Michigan..... | 67,121 | 69,623 | 60,333 | 50,730 | 39,653 | 33,679 | 26,234 | 39,703 | 13,397 | 3,324 | 3,324 | 173 |
| Minnesota..... | 75,763 | 74,769 | 64,604 | 51,526 | 40,727 | 34,355 | 23,929 | 32,702 | 9,713 | 2,579 | 1,232 | 326 |
| Mississippi..... | 873 | 943 | 1,019 | 1,059 | 1,000 | 914 | 827 | 1,492 | 959 | 453 | 295 | 10 |
| Missouri..... | 23,399 | 23,436 | 23,329 | 23,226 | 30,020 | 29,533 | 26,422 | 39,618 | 16,607 | 6,313 | 2,335 | 190 |
| Montana..... | 6,829 | 5,913 | 4,089 | 2,942 | 3,750 | 4,132 | 3,715 | 5,690 | 2,131 | 733 | 264 | 26 |
| Nebraska..... | 27,333 | 29,343 | 26,102 | 21,331 | 17,223 | 13,619 | 9,121 | 13,836 | 5,777 | 2,266 | 1,032 | 36 |
| Nevada..... | 673 | 633 | 635 | 740 | 875 | 691 | 523 | 766 | 423 | 192 | 112 | 5 |
| New Hampshire..... | 8,943 | 7,173 | 5,119 | 4,144 | 3,506 | 3,023 | 2,247 | 3,223 | 1,426 | 545 | 256 | 30 |
| New Jersey..... | 50,432 | 44,471 | 34,202 | 28,311 | 26,343 | 24,759 | 19,633 | 29,040 | 11,214 | 3,859 | 1,597 | 31 |
| New Mexico..... | 1,533 | 1,445 | 1,116 | 880 | 820 | 869 | 639 | 1,172 | 593 | 260 | 121 | 13 |
| New York..... | 199,623 | 175,644 | 133,501 | 117,763 | 116,621 | 111,336 | 92,426 | 142,443 | 61,031 | 21,345 | 3,303 | 421 |
| North Carolina..... | 520 | 525 | 462 | 396 | 334 | 343 | 233 | 476 | 333 | 240 | 223 | 4 |
| North Dakota..... | 17,702 | 14,319 | 11,306 | 7,395 | 5,650 | 4,464 | 2,923 | 4,109 | 1,325 | 345 | 135 | 47 |
| Ohio..... | 49,050 | 53,413 | 50,256 | 50,332 | 49,239 | 47,425 | 42,347 | 69,618 | 34,510 | 15,054 | 7,741 | 268 |
| Oklahoma..... | 2,349 | 2,766 | 2,539 | 2,034 | 1,737 | 1,757 | 1,656 | 2,633 | 1,439 | 732 | 325 | 14 |
| Oregon..... | 5,352 | 6,650 | 5,373 | 4,993 | 4,237 | 3,633 | 3,374 | 5,340 | 2,702 | 1,207 | 305 | 40 |
| Pennsylvania..... | 121,339 | 106,170 | 84,959 | 71,535 | 65,301 | 62,635 | 51,531 | 81,200 | 40,569 | 16,302 | 8,444 | 443 |
| Rhode Island..... | 13,668 | 11,471 | 8,775 | 7,393 | 6,901 | 5,731 | 4,332 | 6,093 | 2,549 | 766 | 234 | 23 |
| South Carolina..... | 529 | 590 | 539 | 557 | 593 | 533 | 463 | 863 | 500 | 251 | 133 | 5 |
| South Dakota..... | 15,226 | 14,324 | 13,234 | 10,014 | 7,390 | 5,353 | 4,042 | 6,660 | 2,640 | 770 | 342 | 52 |
| Tennessee..... | 1,902 | 2,174 | 2,109 | 2,133 | 2,253 | 2,137 | 1,912 | 3,015 | 1,653 | 795 | 564 | 20 |
| Texas..... | 25,593 | 24,943 | 21,404 | 17,533 | 14,622 | 11,701 | 8,452 | 13,251 | 6,693 | 2,155 | 1,237 | 209 |
| Utah..... | 3,774 | 3,237 | 3,720 | 3,123 | 6,521 | 5,406 | 4,393 | 5,465 | 1,494 | 396 | 161 | 57 |
| Vermont..... | 4,363 | 4,462 | 4,033 | 3,934 | 3,453 | 3,235 | 2,779 | 4,717 | 2,922 | 1,233 | 610 | 42 |
| Virginia..... | 1,932 | 1,956 | 1,624 | 1,572 | 1,700 | 1,537 | 1,325 | 2,276 | 1,332 | 973 | 575 | 12 |
| Washington..... | 10,973 | 12,147 | 8,767 | 6,764 | 5,965 | 5,397 | 5,066 | 3,640 | 3,360 | 1,446 | 711 | 91 |
| West Virginia..... | 2,356 | 2,236 | 2,246 | 2,370 | 2,473 | 2,662 | 2,451 | 4,074 | 2,173 | 1,016 | 644 | 33 |
| Wisconsin..... | 71,419 | 74,776 | 70,220 | 61,033 | 50,136 | 43,300 | 33,314 | 50,337 | 13,706 | 4,161 | 1,900 | 239 |
| Wyoming..... | 1,974 | 1,310 | 1,467 | 1,370 | 1,661 | 1,690 | 1,344 | 2,036 | 313 | 230 | 64 | 7 |

¹ Includes persons in the military and naval service of the United States (including civilian employees, etc.) stationed abroad, not credited to any state or territory.

FOREIGN PARENTAGE, CLASSIFIED BY SEX, BY STATES AND TERRITORIES: 1900.

all native white persons having either one or both parents foreign born.]

FEMALES.

| STATES AND TERRITORIES. | Under 5 years. | 5 to 9 years. | 10 to 14 years. | 15 to 19 years. | 20 to 24 years. | 25 to 29 years. | 30 to 34 years. | 35 to 44 years. | 45 to 54 years. | 55 to 64 years. | 65 years and over. | Age unknown. |
|--------------------------------------|----------------|---------------|-----------------|-----------------|-----------------|-----------------|-----------------|-----------------|-----------------|-----------------|--------------------|--------------|
| The United States ¹ | 1,193,332 | 1,154,148 | 992,033 | 883,365 | 824,963 | 739,059 | 585,525 | 368,805 | 366,300 | 138,035 | 69,376 | 3,292 |
| Alabama..... | 1,747 | 1,769 | 1,654 | 1,561 | 1,611 | 1,390 | 1,193 | 1,963 | 1,049 | 536 | 401 | 17 |
| Alaska..... | 185 | 105 | 74 | 51 | 82 | 122 | 102 | 124 | 41 | 9 | 3 | 2 |
| Arizona..... | 2,277 | 2,052 | 1,595 | 1,378 | 1,198 | 899 | 657 | 792 | 275 | 99 | 35 | 11 |
| Arkansas..... | 1,800 | 2,115 | 1,949 | 1,769 | 1,562 | 1,397 | 1,153 | 1,703 | 917 | 436 | 284 | 16 |
| California..... | 26,310 | 29,818 | 27,030 | 26,418 | 27,447 | 23,766 | 18,184 | 24,609 | 9,492 | 3,894 | 1,922 | 186 |
| Colorado..... | 9,972 | 9,784 | 7,754 | 6,411 | 5,784 | 5,613 | 4,680 | 7,136 | 2,808 | 963 | 387 | 34 |
| Connecticut..... | 26,579 | 22,743 | 17,587 | 14,978 | 14,879 | 13,616 | 10,421 | 14,739 | 5,308 | 1,540 | 705 | 34 |
| Delaware..... | 1,541 | 1,469 | 1,179 | 1,069 | 1,097 | 1,057 | 912 | 1,596 | 706 | 286 | 193 | 6 |
| District of Columbia..... | 1,558 | 1,633 | 1,574 | 1,708 | 2,412 | 2,643 | 2,251 | 3,280 | 1,616 | 809 | 416 | 2 |
| Florida..... | 2,094 | 2,097 | 1,593 | 1,205 | 1,083 | 920 | 733 | 1,087 | 661 | 307 | 168 | 8 |
| Georgia..... | 1,340 | 1,399 | 1,268 | 1,295 | 1,325 | 1,199 | 1,125 | 1,753 | 994 | 499 | 393 | 14 |
| Hawaii..... | 2,165 | 1,944 | 1,547 | 886 | 323 | 292 | 211 | 263 | 109 | 39 | 11 | 8 |
| Idaho..... | 3,071 | 3,223 | 2,840 | 2,337 | 1,984 | 1,800 | 1,480 | 1,712 | 582 | 159 | 69 | 3 |
| Illinois..... | 114,937 | 117,218 | 100,267 | 86,887 | 79,169 | 72,810 | 57,266 | 79,475 | 28,601 | 9,414 | 4,470 | 337 |
| Indiana..... | 14,491 | 16,646 | 17,667 | 18,915 | 19,980 | 20,130 | 18,459 | 30,275 | 14,566 | 6,440 | 3,239 | 104 |
| Indian Territory..... | 708 | 671 | 569 | 515 | 425 | 443 | 326 | 434 | 251 | 109 | 64 | 2 |
| Iowa..... | 41,191 | 43,986 | 43,190 | 41,216 | 37,870 | 32,066 | 24,633 | 34,953 | 13,564 | 5,006 | 2,956 | 154 |
| Kansas..... | 17,396 | 19,235 | 19,619 | 18,196 | 14,966 | 11,988 | 8,807 | 12,857 | 6,190 | 2,843 | 1,685 | 50 |
| Kentucky..... | 4,843 | 6,073 | 6,604 | 7,356 | 8,818 | 9,023 | 7,805 | 12,616 | 5,277 | 1,806 | 902 | 34 |
| Louisiana..... | 5,075 | 4,980 | 4,796 | 5,374 | 6,506 | 6,557 | 5,841 | 9,312 | 4,669 | 1,673 | 804 | 13 |
| Maine..... | 10,571 | 8,781 | 6,619 | 5,611 | 4,487 | 3,778 | 2,950 | 4,812 | 2,653 | 1,289 | 368 | 29 |
| Maryland..... | 10,393 | 10,602 | 9,493 | 9,124 | 9,255 | 9,233 | 8,205 | 14,038 | 7,016 | 2,700 | 1,432 | 47 |
| Massachusetts..... | 88,466 | 73,337 | 56,603 | 47,968 | 46,011 | 42,278 | 31,628 | 45,510 | 17,743 | 5,473 | 2,444 | 188 |
| Michigan..... | 65,036 | 67,910 | 59,996 | 51,439 | 41,637 | 34,262 | 26,082 | 33,144 | 16,989 | 7,497 | 3,425 | 112 |
| Minnesota..... | 73,469 | 73,102 | 63,511 | 52,015 | 40,573 | 31,673 | 21,515 | 27,097 | 7,740 | 2,174 | 999 | 178 |
| Mississippi..... | 802 | 967 | 1,040 | 1,097 | 1,121 | 959 | 831 | 1,369 | 807 | 339 | 269 | 8 |
| Missouri..... | 23,430 | 27,602 | 29,143 | 30,666 | 32,868 | 30,761 | 25,993 | 33,081 | 15,275 | 5,316 | 2,430 | 151 |
| Montana..... | 6,610 | 5,829 | 4,047 | 2,877 | 2,718 | 2,668 | 2,110 | 2,768 | 818 | 224 | 75 | 10 |
| Nebraska..... | 27,258 | 28,577 | 25,613 | 21,179 | 16,400 | 12,222 | 8,329 | 11,435 | 4,597 | 1,643 | 810 | 43 |
| Nevada..... | 618 | 696 | 710 | 734 | 723 | 564 | 418 | 525 | 203 | 95 | 42 | 2 |
| New Hampshire..... | 9,243 | 7,089 | 5,302 | 4,252 | 3,583 | 3,096 | 2,378 | 3,261 | 1,477 | 566 | 296 | 18 |
| New Jersey..... | 49,599 | 44,362 | 35,084 | 29,374 | 28,717 | 26,360 | 20,668 | 30,141 | 11,655 | 4,212 | 2,045 | 80 |
| New Mexico..... | 1,567 | 1,483 | 1,095 | 866 | 773 | 732 | 550 | 803 | 339 | 116 | 60 | 12 |
| New York..... | 196,996 | 175,420 | 139,356 | 125,346 | 129,206 | 120,135 | 97,234 | 147,931 | 68,871 | 23,303 | 10,166 | 319 |
| North Carolina..... | 545 | 525 | 461 | 387 | 423 | 380 | 303 | 464 | 295 | 195 | 221 | |
| North Dakota..... | 17,124 | 14,425 | 11,040 | 6,994 | 4,423 | 3,229 | 2,070 | 2,706 | 756 | 195 | 95 | 29 |
| Ohio..... | 48,732 | 52,843 | 50,106 | 51,160 | 52,343 | 51,152 | 44,139 | 72,079 | 35,207 | 15,563 | 3,086 | 176 |
| Oklahoma..... | 2,717 | 2,653 | 2,395 | 1,944 | 1,636 | 1,521 | 1,243 | 1,906 | 862 | 359 | 183 | 10 |
| Oregon..... | 5,641 | 6,541 | 5,668 | 5,017 | 4,066 | 3,361 | 2,703 | 3,864 | 1,695 | 791 | 422 | 11 |
| Pennsylvania..... | 119,339 | 104,633 | 83,460 | 72,309 | 70,050 | 65,463 | 52,940 | 82,656 | 40,651 | 17,533 | 10,040 | 316 |
| Rhode Island..... | 13,751 | 11,571 | 8,935 | 7,867 | 7,508 | 6,634 | 4,880 | 6,735 | 2,809 | 797 | 292 | 22 |
| South Carolina..... | 552 | 571 | 581 | 615 | 643 | 587 | 525 | 832 | 516 | 269 | 245 | 8 |
| South Dakota..... | 14,925 | 14,349 | 12,470 | 9,310 | 6,935 | 5,027 | 3,427 | 5,190 | 1,798 | 502 | 191 | 23 |
| Tennessee..... | 1,831 | 2,175 | 2,112 | 2,247 | 2,474 | 2,194 | 1,946 | 2,853 | 1,365 | 613 | 441 | 21 |
| Texas..... | 25,091 | 24,311 | 21,062 | 17,832 | 14,933 | 11,404 | 7,803 | 11,733 | 4,662 | 1,471 | 912 | 169 |
| Utah..... | 8,321 | 8,862 | 8,570 | 8,330 | 6,982 | 5,272 | 4,176 | 4,374 | 1,122 | 253 | 99 | 17 |
| Vermont..... | 4,751 | 4,488 | 3,937 | 3,757 | 3,532 | 3,414 | 2,845 | 4,856 | 2,794 | 1,307 | 603 | 24 |
| Virginia..... | 1,888 | 1,910 | 1,681 | 1,535 | 1,659 | 1,564 | 1,370 | 2,115 | 1,104 | 535 | 389 | 10 |
| Washington..... | 10,534 | 11,705 | 8,813 | 6,453 | 5,136 | 4,330 | 3,662 | 5,323 | 2,024 | 784 | 383 | 32 |
| West Virginia..... | 2,236 | 2,196 | 2,179 | 2,450 | 2,682 | 2,535 | 2,375 | 3,863 | 1,981 | 920 | 637 | 25 |
| Wisconsin..... | 70,091 | 73,796 | 69,229 | 61,407 | 51,755 | 43,569 | 33,367 | 49,195 | 17,459 | 3,978 | 1,637 | 159 |
| Wyoming..... | 1,908 | 1,801 | 1,363 | 1,066 | 1,019 | 841 | 595 | 833 | 356 | 100 | 32 | 2 |

¹ Includes persons in the military and naval service of the United States (including civilian employees, etc.) stationed abroad, not credited to any state or territory.

STATISTICS OF POPULATION.

TABLE 6.—AGES BY PERIODS OF YEARS OF THE FOREIGN WHITE
MALES.

| STATES AND TERRITORIES. | Under 5 years. | 5 to 9 years. | 10 to 14 years. | 15 to 19 years. | 20 to 24 years. | 25 to 29 years. | 30 to 34 years. | 35 to 44 years. | 45 to 54 years. | 55 to 64 years. | 65 years and over. | Age unknown. |
|--------------------------------------|----------------|---------------|-----------------|-----------------|-----------------|-----------------|-----------------|-----------------|-----------------|-----------------|--------------------|--------------|
| The United States ¹ | 26,681 | 78,857 | 157,820 | 272,587 | 462,311 | 595,920 | 665,847 | 1,286,585 | 911,465 | 632,196 | 494,112 | 16,588 |
| Alabama..... | 43 | 107 | 213 | 391 | 604 | 791 | 918 | 1,840 | 1,989 | 1,164 | 861 | 28 |
| Alaska..... | 8 | 18 | 28 | 79 | 661 | 1,329 | 1,630 | 2,659 | 1,096 | 329 | 61 | 229 |
| Arizona..... | 174 | 327 | 464 | 762 | 1,419 | 1,874 | 1,825 | 3,302 | 2,299 | 1,176 | 499 | 68 |
| Arkansas..... | 18 | 87 | 169 | 261 | 527 | 640 | 879 | 1,827 | 2,057 | 1,552 | 852 | 42 |
| California..... | 391 | 1,162 | 2,668 | 5,471 | 10,191 | 16,870 | 22,815 | 46,550 | 36,871 | 27,022 | 20,067 | 1,734 |
| Colorado..... | 200 | 471 | 1,064 | 1,865 | 4,404 | 6,271 | 8,018 | 15,499 | 9,927 | 5,014 | 2,378 | 311 |
| Connecticut..... | 774 | 2,020 | 4,020 | 7,293 | 12,898 | 16,497 | 16,405 | 26,222 | 17,811 | 11,295 | 7,326 | 256 |
| Delaware..... | 41 | 70 | 206 | 366 | 660 | 843 | 906 | 1,697 | 1,186 | 840 | 677 | 38 |
| District of Columbia..... | 27 | 69 | 164 | 276 | 567 | 844 | 1,006 | 1,944 | 1,777 | 1,984 | 1,553 | 2 |
| Florida..... | 106 | 245 | 427 | 599 | 989 | 1,261 | 1,318 | 2,463 | 1,849 | 1,251 | 733 | 19 |
| Georgia..... | 19 | 79 | 187 | 281 | 406 | 609 | 770 | 1,723 | 1,332 | 1,007 | 897 | 23 |
| Hawaii..... | 65 | 108 | 163 | 608 | 913 | 983 | 793 | 1,760 | 1,301 | 750 | 289 | 71 |
| Idaho..... | 37 | 96 | 244 | 496 | 928 | 1,459 | 1,923 | 3,915 | 2,733 | 1,610 | 1,050 | 34 |
| Illinois..... | 1,389 | 5,156 | 13,707 | 23,136 | 40,163 | 53,986 | 65,391 | 123,572 | 85,266 | 57,915 | 46,872 | 1,095 |
| Indiana..... | 147 | 589 | 1,382 | 2,583 | 4,101 | 5,506 | 6,676 | 13,951 | 14,600 | 13,998 | 14,687 | 267 |
| Indian Territory..... | 18 | 38 | 90 | 120 | 239 | 294 | 416 | 745 | 678 | 403 | 205 | 6 |
| Iowa..... | 236 | 1,032 | 3,127 | 6,515 | 11,340 | 13,960 | 16,935 | 33,876 | 32,585 | 26,017 | 24,795 | 515 |
| Kansas..... | 200 | 510 | 1,302 | 2,584 | 4,192 | 5,816 | 6,557 | 14,352 | 14,368 | 12,582 | 10,122 | 155 |
| Kentucky..... | 28 | 106 | 295 | 675 | 1,172 | 1,440 | 2,018 | 4,888 | 5,460 | 5,178 | 5,082 | 98 |
| Louisiana..... | 233 | 537 | 1,082 | 1,233 | 1,673 | 2,422 | 2,822 | 5,670 | 5,590 | 4,259 | 3,172 | 41 |
| Maine..... | 693 | 1,374 | 2,445 | 3,863 | 5,378 | 5,671 | 5,186 | 8,482 | 6,119 | 4,660 | 3,923 | 182 |
| Maryland..... | 142 | 590 | 1,518 | 2,200 | 3,291 | 4,081 | 4,591 | 9,350 | 8,260 | 6,678 | 6,150 | 154 |
| Massachusetts..... | 3,430 | 8,144 | 15,043 | 26,142 | 43,030 | 55,597 | 53,606 | 84,819 | 55,337 | 34,942 | 21,373 | 2,083 |
| Michigan..... | 1,520 | 3,784 | 8,739 | 15,057 | 25,623 | 28,188 | 31,297 | 64,562 | 51,819 | 35,395 | 28,668 | 540 |
| Minnesota..... | 635 | 2,410 | 6,583 | 12,768 | 23,392 | 29,908 | 35,103 | 70,183 | 48,160 | 31,611 | 26,057 | 713 |
| Mississippi..... | 11 | 46 | 83 | 132 | 248 | 404 | 453 | 999 | 1,040 | 893 | 706 | 11 |
| Missouri..... | 170 | 686 | 1,854 | 3,337 | 6,033 | 8,379 | 11,375 | 25,329 | 23,870 | 20,901 | 17,178 | 403 |
| Montana..... | 177 | 388 | 684 | 1,349 | 4,105 | 6,199 | 7,357 | 12,499 | 6,172 | 2,845 | 1,258 | 176 |
| Nebraska..... | 239 | 729 | 2,138 | 4,301 | 7,436 | 9,407 | 11,368 | 23,284 | 18,454 | 13,149 | 8,979 | 178 |
| Nevada..... | 6 | 17 | 40 | 133 | 395 | 615 | 639 | 1,315 | 1,356 | 927 | 590 | 28 |
| New Hampshire..... | 723 | 1,427 | 2,347 | 3,969 | 5,615 | 5,966 | 5,231 | 7,993 | 5,499 | 3,190 | 2,233 | 194 |
| New Jersey..... | 1,116 | 3,519 | 7,141 | 11,415 | 18,945 | 26,270 | 29,334 | 52,606 | 34,632 | 22,349 | 14,320 | 919 |
| New Mexico..... | 84 | 245 | 268 | 313 | 608 | 823 | 998 | 1,951 | 1,416 | 965 | 540 | 59 |
| New York..... | 6,043 | 16,582 | 33,516 | 58,081 | 85,114 | 111,684 | 120,374 | 212,422 | 146,422 | 96,772 | 70,452 | 1,323 |
| North Carolina..... | 4 | 41 | 64 | 120 | 187 | 239 | 296 | 513 | 495 | 400 | 345 | 8 |
| North Dakota..... | 677 | 1,603 | 2,635 | 4,383 | 7,541 | 8,600 | 8,683 | 15,504 | 9,075 | 4,332 | 2,910 | 152 |
| Ohio..... | 710 | 2,240 | 5,303 | 9,798 | 16,898 | 21,086 | 25,105 | 50,720 | 44,214 | 35,806 | 34,285 | 499 |
| Oklahoma..... | 33 | 97 | 236 | 367 | 565 | 866 | 1,093 | 2,209 | 1,774 | 1,330 | 775 | 36 |
| Oregon..... | 63 | 217 | 644 | 1,133 | 1,921 | 2,754 | 4,040 | 9,037 | 6,343 | 4,319 | 2,823 | 86 |
| Pennsylvania..... | 2,588 | 7,537 | 16,286 | 30,741 | 53,140 | 70,122 | 73,477 | 125,453 | 80,795 | 52,341 | 37,611 | 1,530 |
| Rhode Island..... | 710 | 1,669 | 3,101 | 5,139 | 6,997 | 8,240 | 8,165 | 13,190 | 9,327 | 5,660 | 3,215 | 153 |
| South Carolina..... | 3 | 24 | 54 | 76 | 163 | 253 | 331 | 635 | 598 | 521 | 492 | 4 |
| South Dakota..... | 243 | 576 | 1,404 | 2,555 | 4,222 | 5,224 | 5,944 | 11,733 | 9,192 | 5,799 | 3,977 | 98 |
| Tennessee..... | 28 | 98 | 231 | 346 | 520 | 685 | 961 | 2,076 | 2,194 | 1,732 | 1,394 | 31 |
| Texas..... | 1,146 | 2,690 | 4,230 | 5,533 | 7,904 | 9,414 | 10,390 | 20,268 | 18,627 | 12,121 | 7,963 | 619 |
| Utah..... | 69 | 239 | 647 | 1,080 | 1,626 | 2,061 | 2,535 | 5,674 | 5,318 | 3,769 | 3,571 | 89 |
| Vermont..... | 242 | 559 | 877 | 1,525 | 2,258 | 2,618 | 2,530 | 4,429 | 3,630 | 2,720 | 2,380 | 190 |
| Virginia..... | 42 | 117 | 247 | 411 | 732 | 1,011 | 1,257 | 2,317 | 1,809 | 1,958 | 2,101 | 32 |
| Washington..... | 265 | 565 | 1,353 | 2,291 | 4,957 | 6,839 | 9,349 | 19,871 | 11,860 | 6,132 | 3,219 | 377 |
| West Virginia..... | 46 | 143 | 282 | 602 | 1,333 | 1,742 | 1,686 | 2,845 | 2,179 | 1,579 | 1,590 | 134 |
| Wisconsin..... | 554 | 2,550 | 6,671 | 11,859 | 18,144 | 21,970 | 23,018 | 60,702 | 51,898 | 40,032 | 39,511 | 434 |
| Wyoming..... | 29 | 75 | 157 | 500 | 1,317 | 1,722 | 1,732 | 3,140 | 1,723 | 779 | 343 | 14 |

¹Includes persons in the military and naval service of the United States (including civilian employees, etc.) stationed abroad, not credited to any state or territory.

POPULATION, CLASSIFIED BY SEX, BY STATES AND TERRITORIES: 1900.

FEMALES.

| STATES AND TERRITORIES. | Under 5 years. | 5 to 9 years. | 10 to 14 years. | 15 to 19 years. | 20 to 24 years. | 25 to 29 years. | 30 to 34 years. | 35 to 44 years. | 45 to 54 years. | 55 to 64 years. | 65 years and over. | Age unknown. |
|--------------------------------------|----------------|---------------|-----------------|-----------------|-----------------|-----------------|-----------------|-----------------|-----------------|-----------------|--------------------|--------------|
| The United States ¹ | 25,856 | 73,604 | 154,071 | 290,940 | 464,118 | 508,511 | 513,664 | 914,752 | 735,860 | 557,330 | 456,732 | 8,792 |
| Alabama..... | 28 | 100 | 171 | 347 | 468 | 467 | 520 | 993 | 930 | 738 | 616 | 11 |
| Alaska..... | 7 | 10 | 14 | 32 | 81 | 136 | 128 | 149 | 71 | 23 | 7 | 4 |
| Arizona..... | 163 | 352 | 447 | 656 | 878 | 985 | 963 | 1,660 | 1,145 | 604 | 325 | 28 |
| Arkansas..... | 22 | 88 | 136 | 235 | 452 | 484 | 561 | 1,076 | 990 | 771 | 444 | 16 |
| California..... | 412 | 1,170 | 2,531 | 4,738 | 8,362 | 11,830 | 13,994 | 26,402 | 23,956 | 18,146 | 12,499 | 593 |
| Colorado..... | 186 | 460 | 964 | 1,745 | 3,300 | 4,341 | 5,024 | 8,708 | 5,510 | 2,997 | 1,742 | 76 |
| Connecticut..... | 722 | 2,063 | 3,995 | 8,315 | 13,747 | 14,670 | 13,299 | 21,479 | 16,302 | 11,666 | 8,121 | 200 |
| Delaware..... | 26 | 68 | 82 | 301 | 605 | 684 | 684 | 1,214 | 953 | 846 | 611 | 20 |
| District of Columbia..... | 26 | 89 | 160 | 334 | 655 | 891 | 934 | 1,590 | 1,732 | 1,565 | 1,329 | 2 |
| Florida..... | 95 | 274 | 445 | 659 | 799 | 910 | 903 | 1,465 | 1,157 | 796 | 480 | 14 |
| Georgia..... | 19 | 75 | 173 | 241 | 341 | 411 | 483 | 872 | 829 | 647 | 638 | 9 |
| Hawaii..... | 47 | 126 | 122 | 535 | 729 | 652 | 539 | 1,013 | 718 | 296 | 137 | 41 |
| Idaho..... | 32 | 87 | 177 | 313 | 610 | 723 | 924 | 1,779 | 1,316 | 831 | 568 | 5 |
| Illinois..... | 1,292 | 5,097 | 13,282 | 25,758 | 42,409 | 48,514 | 52,907 | 92,505 | 70,150 | 51,210 | 43,095 | 768 |
| Indiana..... | 158 | 565 | 1,347 | 2,274 | 3,829 | 4,267 | 4,926 | 10,133 | 11,539 | 11,720 | 12,454 | 162 |
| Indian Territory..... | 10 | 36 | 66 | 113 | 170 | 157 | 177 | 362 | 249 | 128 | 68 | 3 |
| Iowa..... | 213 | 1,075 | 2,919 | 5,950 | 9,440 | 10,458 | 12,551 | 25,621 | 24,664 | 21,549 | 20,199 | 260 |
| Kansas..... | 194 | 528 | 1,204 | 2,352 | 3,646 | 4,328 | 5,147 | 10,926 | 10,490 | 8,716 | 6,724 | 82 |
| Kentucky..... | 23 | 116 | 322 | 696 | 1,100 | 1,340 | 1,566 | 3,512 | 4,845 | 5,124 | 4,954 | 95 |
| Louisiana..... | 258 | 593 | 899 | 1,148 | 1,455 | 1,650 | 1,649 | 3,286 | 3,954 | 4,161 | 3,925 | 41 |
| Maine..... | 689 | 1,383 | 2,386 | 4,152 | 5,535 | 5,376 | 4,577 | 7,901 | 5,502 | 3,976 | 3,381 | 101 |
| Maryland..... | 166 | 637 | 1,481 | 2,656 | 3,698 | 4,033 | 4,147 | 7,939 | 7,468 | 7,014 | 6,701 | 149 |
| Massachusetts..... | 3,377 | 8,355 | 15,685 | 31,428 | 57,968 | 60,551 | 51,674 | 81,948 | 57,991 | 39,099 | 27,030 | 1,007 |
| Michigan..... | 1,529 | 3,632 | 8,574 | 14,474 | 22,794 | 23,763 | 25,743 | 50,710 | 40,519 | 29,088 | 23,949 | 224 |
| Minnesota..... | 596 | 2,423 | 6,151 | 11,952 | 19,419 | 21,406 | 24,080 | 47,479 | 35,591 | 25,673 | 22,438 | 249 |
| Mississippi..... | 12 | 41 | 71 | 93 | 146 | 177 | 202 | 400 | 549 | 445 | 448 | 15 |
| Missouri..... | 141 | 637 | 1,733 | 3,548 | 6,376 | 7,336 | 8,396 | 16,762 | 18,957 | 17,516 | 14,420 | 288 |
| Montana..... | 164 | 338 | 711 | 1,124 | 2,292 | 2,967 | 3,134 | 4,569 | 2,125 | 1,102 | 615 | 23 |
| Nebraska..... | 223 | 664 | 1,997 | 4,405 | 6,664 | 7,485 | 8,304 | 16,829 | 13,632 | 9,793 | 6,821 | 88 |
| Nevada..... | 3 | 11 | 26 | 42 | 137 | 193 | 198 | 516 | 650 | 478 | 259 | 7 |
| New Hampshire..... | 778 | 1,491 | 2,400 | 4,198 | 5,833 | 5,605 | 4,597 | 7,597 | 5,223 | 3,375 | 2,399 | 78 |
| New Jersey..... | 1,093 | 3,557 | 7,228 | 14,198 | 21,912 | 24,785 | 24,395 | 41,179 | 30,650 | 22,078 | 15,638 | 221 |
| New Mexico..... | 107 | 205 | 284 | 323 | 444 | 562 | 593 | 1,027 | 727 | 421 | 246 | 47 |
| New York..... | 5,839 | 16,726 | 33,343 | 67,506 | 104,548 | 112,398 | 104,366 | 176,001 | 136,669 | 99,579 | 77,420 | 1,343 |
| North Carolina..... | 10 | 25 | 77 | 78 | 119 | 204 | 167 | 314 | 285 | 215 | 185 | 3 |
| North Dakota..... | 660 | 1,483 | 2,450 | 3,851 | 5,704 | 5,475 | 5,486 | 9,857 | 5,788 | 3,149 | 2,498 | 44 |
| Ohio..... | 680 | 2,150 | 5,436 | 10,055 | 15,968 | 17,962 | 19,723 | 37,594 | 36,564 | 32,743 | 32,045 | 316 |
| Oklahoma..... | 35 | 99 | 212 | 356 | 491 | 687 | 724 | 1,310 | 1,064 | 723 | 458 | 14 |
| Oregon..... | 74 | 198 | 612 | 1,049 | 1,588 | 1,952 | 2,406 | 4,675 | 3,520 | 2,279 | 1,600 | 23 |
| Pennsylvania..... | 2,462 | 7,367 | 15,107 | 28,067 | 45,492 | 50,369 | 49,014 | 81,695 | 62,994 | 48,039 | 39,338 | 1,008 |
| Rhode Island..... | 772 | 1,720 | 3,112 | 5,465 | 8,212 | 8,484 | 7,536 | 12,945 | 9,512 | 6,463 | 3,897 | 83 |
| South Carolina..... | 3 | 21 | 41 | 73 | 144 | 181 | 173 | 339 | 374 | 414 | 448 | 1 |
| South Dakota..... | 204 | 536 | 1,286 | 2,292 | 3,331 | 3,646 | 4,236 | 8,196 | 6,268 | 4,177 | 3,144 | 46 |
| Tennessee..... | 36 | 90 | 210 | 327 | 474 | 524 | 677 | 1,304 | 1,533 | 1,165 | 942 | 13 |
| Texas..... | 1,044 | 2,665 | 3,887 | 5,697 | 7,364 | 7,615 | 7,732 | 14,195 | 11,977 | 8,182 | 5,847 | 466 |
| Utah..... | 64 | 284 | 715 | 1,170 | 1,754 | 1,908 | 2,227 | 5,110 | 4,907 | 4,000 | 3,898 | 39 |
| Vermont..... | 248 | 540 | 851 | 1,255 | 1,756 | 1,907 | 1,856 | 3,516 | 3,078 | 2,541 | 2,570 | 68 |
| Virginia..... | 52 | 115 | 214 | 351 | 565 | 670 | 766 | 1,252 | 1,158 | 1,029 | 840 | 22 |
| Washington..... | 281 | 532 | 1,277 | 1,998 | 3,012 | 3,659 | 4,969 | 9,132 | 5,132 | 3,048 | 1,940 | 67 |
| West Virginia..... | 53 | 112 | 260 | 381 | 652 | 649 | 687 | 1,292 | 1,425 | 1,341 | 1,319 | 44 |
| Wisconsin..... | 497 | 2,464 | 6,463 | 11,294 | 16,042 | 17,329 | 21,805 | 45,255 | 41,818 | 35,239 | 34,350 | 256 |
| Wyoming..... | 31 | 73 | 173 | 327 | 596 | 640 | 674 | 1,153 | 701 | 411 | 211 | 6 |

¹ Includes persons in the military and naval service of the United States (including civilian employees, etc.) stationed abroad, not credited to any state or territory.

STATISTICS OF POPULATION.

TABLE 7.—AGES BY PERIODS OF YEARS OF THE COLORED POPULATION,¹
MALES.

| STATES AND TERRITORIES. | Under 5 years. | 5 to 9 years. | 10 to 14 years. | 15 to 19 years. | 20 to 24 years. | 25 to 29 years. | 30 to 34 years. | 35 to 44 years. | 45 to 54 years. | 55 to 64 years. | 65 years and over. | Age unknown. |
|--------------------------------------|----------------|---------------|-----------------|-----------------|-----------------|-----------------|-----------------|-----------------|-----------------|-----------------|--------------------|--------------|
| The United States ² | 626, 872 | 620, 202 | 565, 940 | 497, 283 | 495, 930 | 400, 551 | 296, 361 | 474, 168 | 359, 688 | 199, 046 | 140, 024 | 34, 170 |
| Alabama..... | 59, 643 | 59, 672 | 58, 734 | 45, 392 | 42, 391 | 31, 988 | 21, 705 | 28, 582 | 35, 091 | 15, 981 | 12, 769 | 2, 438 |
| Alaska..... | 1, 566 | 1, 765 | 1, 526 | 1, 320 | 1, 321 | 1, 274 | 1, 065 | 2, 132 | 1, 896 | 682 | 305 | 4, 277 |
| Arizona..... | 1, 930 | 1, 905 | 1, 720 | 1, 384 | 1, 514 | 1, 273 | 1, 266 | 2, 178 | 1, 461 | 756 | 618 | 560 |
| Arkansas..... | 25, 421 | 25, 787 | 23, 310 | 19, 786 | 19, 712 | 15, 521 | 10, 822 | 15, 401 | 16, 524 | 7, 139 | 4, 507 | 1, 562 |
| California..... | 1, 807 | 1, 920 | 1, 643 | 4, 272 | 5, 021 | 5, 801 | 6, 153 | 17, 003 | 12, 548 | 6, 012 | 2, 067 | 1, 637 |
| Colorado..... | 361 | 406 | 443 | 443 | 493 | 629 | 646 | 1, 160 | 705 | 330 | 96 | 130 |
| Connecticut..... | 722 | 632 | 581 | 632 | 847 | 942 | 733 | 1, 214 | 885 | 444 | 286 | 23 |
| Delaware..... | 1, 778 | 1, 752 | 1, 727 | 1, 671 | 1, 641 | 1, 366 | 1, 014 | 1, 966 | 1, 368 | 772 | 527 | 90 |
| District of Columbia..... | 3, 611 | 3, 602 | 3, 422 | 3, 821 | 4, 605 | 4, 000 | 3, 125 | 5, 584 | 3, 960 | 1, 984 | 1, 106 | 37 |
| Florida..... | 15, 879 | 15, 029 | 13, 267 | 11, 779 | 14, 954 | 12, 173 | 8, 784 | 12, 654 | 8, 072 | 4, 120 | 2, 810 | 997 |
| Georgia..... | 77, 862 | 76, 430 | 67, 967 | 52, 800 | 52, 292 | 39, 810 | 23, 616 | 44, 010 | 32, 882 | 20, 141 | 15, 104 | 2, 159 |
| Hawaii..... | 3, 149 | 1, 390 | 672 | 3, 153 | 12, 140 | 16, 960 | 12, 692 | 14, 297 | 3, 713 | 1, 421 | 224 | 151 |
| Idaho..... | 250 | 263 | 186 | 471 | 537 | 435 | 366 | 826 | 656 | 503 | 256 | 165 |
| Illinois..... | 3, 312 | 3, 525 | 3, 563 | 4, 045 | 5, 429 | 5, 807 | 5, 087 | 7, 750 | 4, 309 | 2, 095 | 1, 250 | 497 |
| Indiana..... | 2, 521 | 2, 690 | 2, 830 | 2, 906 | 3, 372 | 3, 177 | 2, 493 | 4, 147 | 2, 918 | 1, 685 | 995 | 292 |
| Indian Territory..... | 7, 111 | 6, 679 | 5, 979 | 5, 021 | 4, 492 | 3, 584 | 2, 412 | 3, 932 | 3, 103 | 1, 317 | 751 | 928 |
| Iowa..... | 496 | 583 | 670 | 670 | 778 | 770 | 616 | 1, 032 | 733 | 410 | 249 | 125 |
| Kansas..... | 2, 606 | 3, 017 | 3, 251 | 3, 090 | 2, 901 | 2, 382 | 1, 750 | 2, 949 | 2, 632 | 1, 644 | 1, 310 | 262 |
| Kentucky..... | 15, 813 | 16, 584 | 16, 548 | 15, 333 | 14, 925 | 12, 759 | 9, 123 | 16, 826 | 11, 604 | 6, 553 | 4, 629 | 1, 482 |
| Louisiana..... | 46, 377 | 47, 147 | 41, 707 | 33, 190 | 32, 397 | 27, 434 | 19, 323 | 30, 558 | 22, 004 | 12, 622 | 9, 667 | 1, 160 |
| Maine..... | 99 | 94 | 88 | 102 | 99 | 132 | 105 | 181 | 161 | 81 | 53 | 14 |
| Maryland..... | 13, 861 | 13, 626 | 13, 176 | 12, 121 | 12, 208 | 9, 942 | 7, 210 | 14, 058 | 9, 651 | 5, 641 | 3, 640 | 1, 022 |
| Massachusetts..... | 1, 478 | 1, 180 | 1, 066 | 1, 356 | 2, 121 | 2, 496 | 2, 297 | 3, 549 | 1, 988 | 770 | 427 | 168 |
| Michigan..... | 1, 027 | 1, 074 | 1, 134 | 1, 108 | 1, 074 | 1, 023 | 922 | 1, 736 | 1, 249 | 750 | 643 | 62 |
| Minnesota..... | 974 | 829 | 708 | 579 | 601 | 757 | 700 | 1, 148 | 658 | 349 | 267 | 69 |
| Mississippi..... | 67, 544 | 67, 841 | 60, 475 | 50, 224 | 47, 078 | 36, 203 | 25, 609 | 39, 711 | 26, 905 | 17, 923 | 14, 154 | 1, 074 |
| Missouri..... | 7, 254 | 8, 445 | 8, 593 | 8, 686 | 9, 294 | 8, 113 | 6, 433 | 10, 918 | 6, 843 | 3, 679 | 2, 538 | 832 |
| Montana..... | 833 | 750 | 678 | 1, 049 | 1, 333 | 1, 103 | 1, 028 | 1, 770 | 1, 143 | 587 | 230 | 199 |
| Nebraska..... | 406 | 457 | 459 | 587 | 587 | 598 | 470 | 833 | 498 | 213 | 174 | 20 |
| Nevada..... | 316 | 233 | 235 | 257 | 316 | 295 | 288 | 737 | 705 | 396 | 244 | 163 |
| New Hampshire..... | 22 | 18 | 27 | 34 | 59 | 50 | 50 | 85 | 57 | 30 | 14 | 2 |
| New Jersey..... | 3, 166 | 2, 932 | 2, 580 | 2, 913 | 4, 586 | 4, 215 | 3, 412 | 5, 340 | 2, 981 | 1, 535 | 930 | 527 |
| New Mexico..... | 982 | 969 | 929 | 841 | 711 | 775 | 536 | 975 | 723 | 376 | 333 | 37 |
| New York..... | 4, 061 | 3, 639 | 3, 343 | 4, 423 | 7, 179 | 7, 575 | 6, 575 | 10, 289 | 5, 582 | 2, 473 | 1, 375 | 150 |
| North Carolina..... | 48, 765 | 45, 434 | 41, 118 | 36, 401 | 29, 365 | 20, 130 | 13, 861 | 22, 349 | 22, 799 | 14, 506 | 10, 238 | 1, 506 |
| North Dakota..... | 502 | 452 | 416 | 397 | 365 | 306 | 235 | 431 | 341 | 186 | 156 | 30 |
| Ohio..... | 4, 271 | 4, 473 | 4, 473 | 4, 552 | 5, 374 | 5, 114 | 4, 230 | 7, 445 | 5, 103 | 3, 019 | 2, 031 | 318 |
| Oklahoma..... | 2, 031 | 1, 946 | 1, 886 | 1, 612 | 1, 302 | 1, 121 | 830 | 1, 613 | 1, 376 | 954 | 595 | 150 |
| Oregon..... | 385 | 359 | 386 | 364 | 1, 362 | 1, 450 | 1, 364 | 4, 499 | 3, 486 | 998 | 263 | 86 |
| Pennsylvania..... | 7, 286 | 6, 434 | 5, 919 | 6, 954 | 10, 564 | 10, 760 | 8, 675 | 13, 249 | 7, 080 | 3, 172 | 1, 676 | 468 |
| Rhode Island..... | 396 | 382 | 318 | 340 | 496 | 555 | 470 | 788 | 539 | 255 | 116 | 29 |
| South Carolina..... | 62, 027 | 59, 468 | 54, 196 | 45, 235 | 33, 003 | 24, 913 | 18, 592 | 31, 132 | 22, 111 | 15, 958 | 11, 465 | 598 |
| South Dakota..... | 1, 508 | 1, 261 | 1, 001 | 943 | 899 | 752 | 602 | 1, 140 | 1, 040 | 626 | 442 | 12 |
| Tennessee..... | 31, 182 | 31, 649 | 29, 912 | 27, 660 | 24, 917 | 19, 145 | 13, 873 | 20, 759 | 19, 052 | 11, 110 | 7, 366 | 1, 897 |
| Texas..... | 45, 408 | 46, 226 | 41, 698 | 33, 496 | 32, 259 | 25, 250 | 17, 838 | 25, 627 | 22, 188 | 10, 416 | 7, 835 | 2, 939 |
| Utah..... | 161 | 157 | 144 | 263 | 353 | 305 | 237 | 461 | 374 | 165 | 88 | 51 |
| Vermont..... | 37 | 29 | 42 | 51 | 55 | 50 | 42 | 62 | 61 | 41 | 23 | 4 |
| Virginia..... | 44, 651 | 45, 339 | 42, 760 | 37, 615 | 30, 994 | 21, 979 | 17, 041 | 31, 793 | 24, 271 | 14, 339 | 11, 858 | 1, 231 |
| Washington..... | 722 | 702 | 641 | 1, 432 | 2, 154 | 2, 164 | 1, 533 | 2, 788 | 1, 619 | 724 | 333 | 669 |
| West Virginia..... | 2, 404 | 2, 243 | 2, 035 | 2, 910 | 4, 227 | 3, 247 | 2, 078 | 2, 714 | 1, 539 | 778 | 494 | 555 |
| Wisconsin..... | 634 | 642 | 595 | 482 | 550 | 521 | 416 | 821 | 604 | 332 | 307 | 52 |
| Wyoming..... | 184 | 136 | 109 | 213 | 313 | 311 | 234 | 384 | 273 | 131 | 34 | 19 |

¹ Persons of negro descent, Chinese, Japanese, and Indians.² Includes persons in the military and naval service of the United States (including civilian employees, etc.) stationed abroad, not credited to any state or territory.

CLASSIFIED BY SEX, BY STATES AND TERRITORIES: 1900.

FEMALES.

| STATES AND TERRITORIES. | Under 5 years. | 5 to 9 years. | 10 to 14 years. | 15 to 19 years. | 20 to 24 years. | 25 to 29 years. | 30 to 34 years. | 35 to 44 years. | 45 to 54 years. | 55 to 64 years. | 65 years and over. | Age unknown. |
|--------------------------------------|----------------|---------------|-----------------|-----------------|-----------------|-----------------|-----------------|-----------------|-----------------|-----------------|--------------------|--------------|
| The United States ¹ | 682,987 | 621,654 | 558,992 | 522,806 | 525,409 | 390,869 | 273,047 | 445,166 | 304,568 | 164,182 | 134,591 | 28,143 |
| Alabama | 59,650 | 58,760 | 52,218 | 47,881 | 47,949 | 34,052 | 23,362 | 37,811 | 27,469 | 14,163 | 12,333 | 2,511 |
| Alaska | 1,487 | 1,665 | 1,268 | 1,307 | 1,285 | 1,114 | 913 | 1,490 | 1,047 | 455 | 292 | 2,197 |
| Arizona | 1,765 | 1,782 | 1,548 | 1,244 | 1,142 | 996 | 928 | 1,409 | 1,061 | 650 | 569 | 369 |
| Arkansas | 25,841 | 26,062 | 23,411 | 21,455 | 21,158 | 15,349 | 10,147 | 15,840 | 11,409 | 5,477 | 3,944 | 1,449 |
| California | 1,735 | 1,766 | 1,539 | 1,453 | 1,718 | 1,588 | 1,336 | 2,170 | 1,436 | 812 | 830 | 559 |
| Colorado | 351 | 413 | 420 | 462 | 534 | 584 | 504 | 777 | 430 | 170 | 111 | 56 |
| Connecticut | 698 | 674 | 615 | 827 | 1,039 | 908 | 668 | 1,145 | 717 | 375 | 322 | 17 |
| Delaware | 1,845 | 1,796 | 1,675 | 1,574 | 1,616 | 1,273 | 1,007 | 1,785 | 1,159 | 698 | 552 | 106 |
| District of Columbia | 3,677 | 3,882 | 3,886 | 5,161 | 7,070 | 5,739 | 3,834 | 6,841 | 4,576 | 2,060 | 1,607 | 46 |
| Florida | 15,889 | 15,482 | 13,140 | 12,417 | 13,340 | 9,940 | 6,772 | 10,566 | 6,596 | 3,298 | 2,678 | 623 |
| Georgia | 79,347 | 77,093 | 66,577 | 59,641 | 59,385 | 42,356 | 29,331 | 46,539 | 31,556 | 16,973 | 13,953 | 2,213 |
| Hawaii | 2,931 | 1,239 | 464 | 958 | 3,246 | 3,949 | 2,409 | 1,697 | 189 | 43 | 14 | 10 |
| Idaho | 280 | 293 | 172 | 147 | 144 | 126 | 164 | 298 | 237 | 166 | 193 | 143 |
| Illinois | 3,450 | 3,642 | 3,702 | 3,921 | 4,818 | 4,751 | 3,517 | 5,700 | 3,207 | 1,657 | 1,258 | 385 |
| Indiana | 2,567 | 2,827 | 2,881 | 3,026 | 3,263 | 2,910 | 2,163 | 3,559 | 2,412 | 1,187 | 934 | 205 |
| Indian Territory | 7,323 | 6,890 | 5,965 | 5,093 | 4,369 | 3,334 | 2,159 | 3,511 | 2,507 | 1,180 | 840 | 935 |
| Iowa | 522 | 603 | 617 | 680 | 661 | 627 | 452 | 773 | 516 | 272 | 187 | 94 |
| Kansas | 2,535 | 2,959 | 3,184 | 3,216 | 2,786 | 2,264 | 1,699 | 2,923 | 2,132 | 1,239 | 1,076 | 264 |
| Kentucky | 15,910 | 16,715 | 16,623 | 16,024 | 16,026 | 12,839 | 9,070 | 15,955 | 10,934 | 6,049 | 5,036 | 1,505 |
| Louisiana | 46,498 | 46,330 | 41,165 | 35,978 | 36,409 | 23,394 | 18,839 | 30,136 | 21,125 | 12,033 | 10,262 | 1,203 |
| Maine | 111 | 113 | 99 | 91 | 108 | 93 | 54 | 133 | 103 | 65 | 52 | 4 |
| Maryland | 14,260 | 13,964 | 13,368 | 13,205 | 13,097 | 10,433 | 7,656 | 13,883 | 9,355 | 5,257 | 3,926 | 1,060 |
| Massachusetts | 1,556 | 1,347 | 1,216 | 1,442 | 2,216 | 2,111 | 1,468 | 2,406 | 1,534 | 749 | 553 | 88 |
| Michigan | 1,034 | 1,102 | 1,117 | 1,066 | 1,035 | 866 | 787 | 1,409 | 1,002 | 594 | 558 | 42 |
| Minnesota | 898 | 825 | 657 | 593 | 565 | 670 | 504 | 815 | 508 | 318 | 336 | 30 |
| Mississippi | 67,487 | 66,774 | 58,374 | 52,342 | 51,856 | 37,410 | 25,174 | 39,909 | 26,787 | 15,144 | 12,334 | 1,238 |
| Missouri | 7,553 | 8,404 | 8,747 | 9,031 | 9,400 | 8,083 | 5,805 | 9,724 | 6,234 | 3,361 | 2,880 | 812 |
| Montana | 804 | 794 | 631 | 505 | 523 | 435 | 435 | 804 | 634 | 390 | 374 | 9 |
| Nebraska | 401 | 490 | 462 | 505 | 575 | 423 | 352 | 574 | 365 | 178 | 171 | 20 |
| Nevada | 272 | 265 | 216 | 206 | 194 | 197 | 205 | 363 | 236 | 165 | 190 | 136 |
| New Hampshire | 19 | 23 | 26 | 38 | 63 | 45 | 24 | 54 | 26 | 14 | 12 | 5 |
| New Jersey | 3,293 | 2,923 | 2,835 | 3,718 | 5,196 | 4,295 | 3,103 | 4,723 | 3,000 | 1,537 | 1,119 | 373 |
| New Mexico | 916 | 912 | 795 | 718 | 574 | 634 | 434 | 722 | 544 | 325 | 333 | 4 |
| New York | 4,490 | 3,845 | 3,739 | 5,587 | 8,593 | 7,232 | 5,006 | 7,972 | 4,702 | 2,294 | 1,712 | 177 |
| North Carolina | 49,046 | 45,206 | 40,912 | 38,977 | 36,830 | 24,049 | 16,337 | 23,373 | 21,261 | 11,216 | 9,491 | 1,437 |
| North Dakota | 556 | 474 | 402 | 316 | 283 | 218 | 179 | 399 | 316 | 214 | 249 | 11 |
| Ohio | 4,303 | 4,631 | 4,738 | 4,903 | 5,201 | 4,760 | 3,664 | 6,186 | 4,124 | 2,365 | 1,793 | 270 |
| Oklahoma | 2,187 | 1,992 | 1,891 | 1,727 | 1,435 | 1,053 | 862 | 1,604 | 1,219 | 727 | 520 | 169 |
| Oregon | 417 | 359 | 335 | 319 | 300 | 278 | 242 | 396 | 297 | 191 | 308 | 10 |
| Pennsylvania | 7,609 | 6,684 | 6,394 | 8,319 | 11,142 | 9,656 | 6,862 | 10,347 | 5,795 | 2,861 | 2,207 | 333 |
| Rhode Island | 399 | 359 | 360 | 423 | 592 | 512 | 391 | 755 | 503 | 275 | 210 | 33 |
| South Carolina | 63,251 | 60,221 | 52,798 | 43,312 | 44,092 | 29,506 | 20,470 | 33,666 | 22,786 | 12,774 | 10,321 | 564 |
| South Dakota | 1,497 | 1,296 | 941 | 907 | 843 | 757 | 578 | 1,161 | 1,079 | 806 | 760 | 5 |
| Tennessee | 31,226 | 31,393 | 29,437 | 23,344 | 23,213 | 20,773 | 14,237 | 23,097 | 17,044 | 9,071 | 7,399 | 1,669 |
| Texas | 45,175 | 46,349 | 41,068 | 35,943 | 35,461 | 25,492 | 17,503 | 26,776 | 17,603 | 9,071 | 7,279 | 3,086 |
| Utah | 188 | 193 | 123 | 138 | 129 | 116 | 91 | 207 | 133 | 86 | 68 | 43 |
| Vermont | 39 | 44 | 31 | 45 | 38 | 31 | 30 | 45 | 33 | 14 | 21 | 2 |
| Virginia | 45,682 | 46,163 | 42,893 | 38,913 | 35,357 | 24,795 | 13,733 | 34,335 | 24,309 | 13,830 | 11,234 | 1,129 |
| Washington | 746 | 681 | 549 | 445 | 553 | 521 | 445 | 843 | 559 | 337 | 348 | 191 |
| West Virginia | 2,389 | 2,155 | 2,050 | 2,127 | 2,365 | 1,794 | 1,201 | 1,841 | 1,176 | 561 | 468 | 211 |
| Wisconsin | 615 | 664 | 614 | 515 | 434 | 415 | 337 | 565 | 433 | 270 | 232 | 26 |
| Wyoming | 167 | 131 | 102 | 109 | 123 | 107 | 89 | 132 | 87 | 65 | 37 | |

¹Includes persons in the military and naval service of the United States (including civilian employees, etc.) stationed abroad, not credited to any state or territory.

STATISTICS OF POPULATION.

TABLE 8.—AGES BY PERIODS OF YEARS OF THE NEGRO POPULATION,¹

MALES.

| STATES AND TERRITORIES. | Under 5 years. | 5 to 9 years. | 10 to 14 years. | 15 to 19 years. | 20 to 24 years. | 25 to 29 years. | 30 to 34 years. | 35 to 44 years. | 45 to 54 years. | 55 to 64 years. | 65 years and over. | Age unknown. |
|--------------------------------------|----------------|---------------|-----------------|-----------------|-----------------|-----------------|-----------------|-----------------|-----------------|-----------------|--------------------|--------------|
| The United States ² | 604,502 | 600,425 | 548,661 | 474,195 | 462,204 | 362,068 | 262,784 | 412,925 | 323,824 | 183,309 | 183,086 | 25,298 |
| Alabama..... | 59,634 | 59,659 | 53,721 | 45,380 | 42,373 | 31,975 | 21,685 | 28,560 | 35,080 | 15,975 | 12,762 | 2,433 |
| Alaska..... | | | | | 68 | 31 | 20 | 22 | 8 | | | 2 |
| Arizona..... | 53 | 51 | 43 | 68 | 397 | 243 | 143 | 211 | 96 | 33 | 19 | 1 |
| Arkansas..... | 25,417 | 25,733 | 23,306 | 19,782 | 19,698 | 15,513 | 10,812 | 15,376 | 16,503 | 7,137 | 4,503 | 1,562 |
| California..... | 446 | 570 | 464 | 473 | 472 | 414 | 514 | 1,058 | 685 | 322 | 274 | 74 |
| Colorado..... | 291 | 296 | 284 | 310 | 408 | 544 | 530 | 876 | 500 | 229 | 76 | 129 |
| Connecticut..... | 713 | 629 | 566 | 612 | 788 | 822 | 607 | 1,002 | 789 | 422 | 276 | 21 |
| Delaware..... | 1,777 | 1,752 | 1,727 | 1,689 | 1,638 | 1,955 | 1,008 | 1,940 | 1,863 | 770 | 527 | 90 |
| District of Columbia..... | 3,606 | 3,597 | 3,419 | 3,313 | 4,581 | 3,946 | 3,049 | 5,394 | 3,887 | 1,917 | 1,105 | 34 |
| Florida..... | 15,867 | 15,004 | 13,233 | 11,757 | 14,928 | 12,144 | 8,743 | 12,575 | 8,042 | 4,104 | 2,801 | 996 |
| Georgia..... | 77,859 | 76,425 | 67,966 | 52,792 | 52,230 | 39,788 | 28,582 | 43,931 | 32,854 | 20,131 | 15,104 | 2,137 |
| Hawaii..... | 15 | 15 | 15 | 12 | 12 | 7 | 11 | 29 | 19 | 12 | 10 | 1 |
| Idaho..... | 4 | 11 | 7 | 10 | 26 | 14 | 15 | 41 | 17 | 16 | 4 | 1 |
| Illinois..... | 3,305 | 3,511 | 3,557 | 4,018 | 5,325 | 5,628 | 4,794 | 7,145 | 4,052 | 2,048 | 1,246 | 492 |
| Indiana..... | 2,504 | 2,675 | 2,314 | 2,890 | 3,352 | 3,138 | 2,446 | 4,045 | 2,379 | 1,679 | 991 | 288 |
| Indian Territory..... | 2,609 | 2,539 | 2,403 | 2,060 | 2,037 | 1,654 | 1,196 | 1,909 | 1,442 | 646 | 405 | 247 |
| Iowa..... | 479 | 554 | 633 | 641 | 749 | 736 | 589 | 1,037 | 704 | 390 | 239 | 124 |
| Kansas..... | 2,468 | 2,862 | 3,070 | 2,896 | 2,727 | 2,297 | 1,680 | 2,834 | 2,563 | 1,598 | 1,288 | 259 |
| Kentucky..... | 15,802 | 16,575 | 16,540 | 15,317 | 14,921 | 12,753 | 9,113 | 16,798 | 11,595 | 6,552 | 4,625 | 1,482 |
| Louisiana..... | 46,312 | 47,097 | 41,670 | 33,145 | 32,331 | 27,352 | 19,212 | 30,322 | 21,856 | 12,573 | 9,643 | 1,151 |
| Maine..... | 53 | 49 | 47 | 65 | 58 | 82 | 39 | 88 | 97 | 54 | 27 | 11 |
| Maryland..... | 13,859 | 13,626 | 13,174 | 12,109 | 12,153 | 9,871 | 7,098 | 13,869 | 9,581 | 5,626 | 3,639 | 1,012 |
| Massachusetts..... | 1,433 | 1,140 | 1,017 | 1,218 | 1,794 | 2,055 | 1,667 | 2,460 | 1,568 | 701 | 406 | 132 |
| Michigan..... | 640 | 675 | 752 | 793 | 786 | 746 | 690 | 1,225 | 388 | 563 | 416 | 41 |
| Minnesota..... | 154 | 163 | 143 | 159 | 282 | 412 | 403 | 600 | 278 | 116 | 63 | 63 |
| Mississippi..... | 67,379 | 67,672 | 60,325 | 50,095 | 46,945 | 36,103 | 25,515 | 39,547 | 26,753 | 17,871 | 14,108 | 1,071 |
| Missouri..... | 7,249 | 8,439 | 8,586 | 8,653 | 9,272 | 8,085 | 6,395 | 10,713 | 6,741 | 3,653 | 2,533 | 882 |
| Montana..... | 52 | 47 | 42 | 48 | 100 | 107 | 121 | 205 | 121 | 41 | 19 | 9 |
| Nebraska..... | 217 | 213 | 223 | 334 | 415 | 471 | 376 | 594 | 309 | 127 | 69 | 15 |
| Nevada..... | 2 | 3 | 4 | 2 | 6 | 13 | 8 | 10 | 12 | 9 | 10 | 3 |
| New Hampshire..... | 20 | 18 | 25 | 28 | 48 | 37 | 21 | 45 | 41 | 28 | 14 | 2 |
| New Jersey..... | 3,160 | 2,929 | 2,570 | 2,868 | 4,464 | 3,997 | 3,120 | 4,776 | 2,812 | 1,547 | 978 | 524 |
| New Mexico..... | 47 | 46 | 52 | 74 | 169 | 150 | 94 | 200 | 111 | 40 | 11 | 29 |
| New York..... | 3,673 | 3,304 | 3,086 | 4,051 | 6,425 | 6,411 | 4,909 | 7,151 | 4,195 | 2,103 | 1,233 | 122 |
| North Carolina..... | 43,324 | 44,985 | 40,702 | 36,062 | 29,121 | 19,953 | 13,748 | 22,069 | 22,596 | 14,375 | 10,185 | 1,504 |
| North Dakota..... | 10 | 13 | 18 | 14 | 19 | 23 | 12 | 30 | 20 | 8 | 6 | |
| Ohio..... | 4,266 | 4,471 | 4,467 | 4,543 | 5,333 | 5,053 | 4,155 | 7,300 | 5,050 | 3,006 | 2,028 | 313 |
| Oklahoma..... | 1,213 | 1,163 | 1,131 | 1,000 | 828 | 675 | 475 | 935 | 875 | 692 | 447 | 75 |
| Oregon..... | 19 | 26 | 34 | 32 | 60 | 89 | 128 | 166 | 72 | 23 | 19 | 4 |
| Pennsylvania..... | 7,272 | 6,391 | 5,758 | 6,486 | 10,180 | 10,442 | 8,329 | 12,449 | 6,790 | 3,127 | 1,673 | 451 |
| Rhode Island..... | 396 | 379 | 317 | 333 | 468 | 506 | 380 | 642 | 479 | 247 | 114 | 29 |
| South Carolina..... | 62,016 | 59,461 | 54,189 | 45,230 | 37,996 | 24,897 | 18,573 | 31,147 | 22,103 | 15,955 | 11,462 | 597 |
| South Dakota..... | 18 | 24 | 15 | 26 | 28 | 36 | 18 | 44 | 33 | 19 | 4 | 2 |
| Tennessee..... | 31,171 | 31,638 | 29,908 | 27,652 | 24,902 | 19,129 | 13,851 | 20,737 | 19,037 | 11,103 | 7,363 | 1,897 |
| Texas..... | 45,376 | 46,185 | 41,656 | 33,456 | 32,199 | 25,188 | 17,699 | 25,251 | 21,947 | 10,373 | 7,822 | 2,983 |
| Utah..... | 19 | 17 | 15 | 29 | 130 | 70 | 51 | 60 | 35 | 15 | 9 | 4 |
| Vermont..... | 36 | 29 | 41 | 50 | 51 | 45 | 35 | 48 | 54 | 39 | 22 | 4 |
| Virginia..... | 44,663 | 45,323 | 42,734 | 37,559 | 30,937 | 21,926 | 16,999 | 31,677 | 24,228 | 14,332 | 11,852 | 1,229 |
| Washington..... | 69 | 70 | 88 | 88 | 227 | 182 | 220 | 332 | 192 | 61 | 31 | 29 |
| West Virginia..... | 2,404 | 2,248 | 2,031 | 2,908 | 4,220 | 3,238 | 2,064 | 2,696 | 1,533 | 777 | 493 | 555 |
| Wisconsin..... | 91 | 88 | 92 | 111 | 166 | 160 | 122 | 247 | 174 | 69 | 75 | 23 |
| Wyoming..... | 35 | 35 | 22 | 41 | 108 | 124 | 92 | 94 | 46 | 27 | 6 | 1 |

¹ Includes all persons of negro descent.² Includes persons in the military and naval service of the United States (including civilian employees, etc.) stationed abroad, not credited to any state or territory.

CLASSIFIED BY SEX, BY STATES AND TERRITORIES: 1900.

FEMALES.

| STATES AND TERRITORIES. | Under 5 years. | 5 to 9 years. | 10 to 14 years. | 15 to 19 years. | 20 to 24 years. | 25 to 29 years. | 30 to 34 years. | 35 to 44 years. | 45 to 54 years. | 55 to 64 years. | 65 years and over. | Age unknown. |
|--------------------------------------|----------------|---------------|-----------------|-----------------|-----------------|-----------------|-----------------|-----------------|-----------------|-----------------|--------------------|--------------|
| The United States ¹ | 611,197 | 602,360 | 543,359 | 508,281 | 510,265 | 376,893 | 262,490 | 429,456 | 293,692 | 157,580 | 128,338 | 23,657 |
| Alabama..... | 59,641 | 58,744 | 52,205 | 47,866 | 47,941 | 34,048 | 23,359 | 37,803 | 27,460 | 14,162 | 12,331 | 2,510 |
| Alaska..... | 3 | | | | 1 | 3 | 4 | 3 | | 1 | | 2 |
| Arizona..... | 40 | 44 | 44 | 39 | 65 | 71 | 53 | 82 | 33 | 7 | 6 | 1 |
| Arkansas..... | 25,838 | 26,060 | 23,408 | 21,449 | 21,155 | 15,348 | 10,145 | 15,835 | 11,409 | 5,475 | 3,943 | 1,449 |
| California..... | 463 | 526 | 507 | 467 | 501 | 504 | 467 | 842 | 510 | 237 | 194 | 61 |
| Colorado..... | 284 | 319 | 309 | 365 | 456 | 528 | 469 | 723 | 356 | 143 | 90 | 55 |
| Connecticut..... | 692 | 663 | 610 | 823 | 1,082 | 904 | 662 | 1,133 | 704 | 369 | 315 | 17 |
| Delaware..... | 1,845 | 1,796 | 1,674 | 1,574 | 1,615 | 1,273 | 1,007 | 1,784 | 1,158 | 697 | 552 | 106 |
| District of Columbia..... | 3,672 | 3,378 | 3,882 | 5,157 | 7,069 | 5,736 | 3,834 | 6,833 | 4,575 | 2,060 | 1,607 | 46 |
| Florida..... | 15,876 | 15,397 | 13,128 | 12,399 | 13,325 | 9,927 | 6,762 | 10,551 | 6,585 | 3,291 | 2,667 | 623 |
| Georgia..... | 79,342 | 77,091 | 66,574 | 59,639 | 59,383 | 42,355 | 29,330 | 46,533 | 31,554 | 16,973 | 13,952 | 2,213 |
| Hawaii..... | 26 | 12 | 9 | 7 | 8 | 2 | 4 | 4 | 3 | | | |
| Idaho..... | 10 | 13 | 11 | 11 | 12 | 13 | 13 | 26 | 12 | 3 | 1 | 2 |
| Illinois..... | 3,439 | 3,639 | 3,696 | 3,920 | 4,805 | 4,746 | 3,513 | 5,696 | 3,205 | 1,655 | 1,258 | 385 |
| Indiana..... | 2,550 | 2,804 | 2,868 | 3,009 | 3,254 | 2,902 | 2,155 | 3,542 | 2,404 | 1,179 | 933 | 204 |
| Indian Territory..... | 2,757 | 2,694 | 2,258 | 2,111 | 1,910 | 1,471 | 945 | 1,467 | 998 | 482 | 377 | 236 |
| Iowa..... | 504 | 567 | 599 | 660 | 655 | 610 | 437 | 757 | 502 | 256 | 177 | 94 |
| Kansas..... | 2,462 | 2,826 | 3,053 | 3,003 | 2,721 | 2,225 | 1,659 | 2,860 | 2,098 | 1,241 | 1,050 | 263 |
| Kentucky..... | 15,904 | 16,705 | 16,615 | 16,016 | 16,025 | 12,833 | 9,068 | 15,947 | 10,932 | 6,048 | 5,035 | 1,505 |
| Louisiana..... | 46,447 | 46,350 | 41,133 | 35,946 | 36,374 | 28,367 | 18,827 | 30,105 | 21,115 | 12,027 | 10,255 | 1,194 |
| Maine..... | 65 | 61 | 66 | 57 | 72 | 66 | 30 | 91 | 68 | 44 | 27 | 2 |
| Maryland..... | 14,257 | 13,960 | 13,365 | 13,203 | 13,094 | 10,432 | 7,656 | 13,882 | 9,355 | 5,257 | 3,926 | 1,060 |
| Massachusetts..... | 1,521 | 1,307 | 1,184 | 1,414 | 2,191 | 2,095 | 1,446 | 2,374 | 1,508 | 727 | 528 | 88 |
| Michigan..... | 647 | 715 | 762 | 782 | 809 | 666 | 606 | 1,056 | 748 | 434 | 349 | 22 |
| Minnesota..... | 169 | 190 | 145 | 165 | 259 | 323 | 244 | 334 | 162 | 61 | 46 | 20 |
| Mississippi..... | 67,313 | 66,620 | 58,235 | 52,700 | 51,754 | 37,336 | 25,111 | 39,828 | 26,716 | 15,101 | 12,296 | 1,236 |
| Missouri..... | 7,548 | 8,398 | 8,742 | 9,021 | 9,394 | 8,076 | 5,805 | 9,716 | 6,280 | 3,353 | 2,878 | 812 |
| Montana..... | 43 | 42 | 49 | 38 | 68 | 94 | 72 | 126 | 47 | 20 | 8 | 4 |
| Nebraska..... | 205 | 271 | 254 | 309 | 433 | 332 | 264 | 427 | 229 | 92 | 67 | 13 |
| Nevada..... | 2 | 1 | 2 | 5 | 5 | 4 | 7 | 9 | 7 | 4 | 6 | |
| New Hampshire..... | 17 | 21 | 23 | 38 | 62 | 43 | 24 | 53 | 24 | 13 | 12 | 5 |
| New Jersey..... | 3,238 | 2,928 | 2,832 | 3,696 | 5,187 | 4,294 | 3,107 | 4,728 | 3,000 | 1,537 | 1,119 | 378 |
| New Mexico..... | 48 | 53 | 59 | 66 | 73 | 74 | 63 | 84 | 36 | 19 | 10 | 2 |
| New York..... | 4,084 | 3,478 | 3,457 | 5,343 | 8,340 | 7,031 | 4,844 | 7,652 | 4,490 | 2,152 | 1,569 | 174 |
| North Carolina..... | 48,621 | 44,848 | 40,594 | 38,689 | 36,535 | 23,823 | 16,616 | 28,081 | 21,065 | 11,101 | 9,391 | 1,481 |
| North Dakota..... | 8 | 12 | 18 | 14 | 14 | 11 | 8 | 12 | 13 | 1 | 2 | |
| Ohio..... | 4,300 | 4,628 | 4,737 | 4,900 | 5,199 | 4,758 | 3,661 | 6,135 | 4,124 | 2,363 | 1,791 | 270 |
| Oklahoma..... | 1,337 | 1,174 | 1,116 | 1,114 | 951 | 638 | 494 | 925 | 737 | 444 | 313 | 79 |
| Oregon..... | 20 | 27 | 36 | 29 | 59 | 74 | 51 | 76 | 26 | 13 | 16 | 1 |
| Pennsylvania..... | 7,538 | 6,659 | 6,279 | 7,955 | 10,998 | 9,636 | 6,855 | 10,338 | 5,793 | 2,858 | 2,203 | 335 |
| Rhode Island..... | 397 | 358 | 358 | 423 | 590 | 511 | 391 | 752 | 503 | 274 | 207 | 33 |
| South Carolina..... | 63,238 | 60,208 | 52,793 | 43,305 | 44,086 | 29,502 | 20,467 | 33,661 | 22,733 | 12,772 | 10,316 | 564 |
| South Dakota..... | 19 | 20 | 25 | 16 | 19 | 19 | 7 | 32 | 21 | 10 | 5 | |
| Tennessee..... | 31,217 | 31,334 | 29,435 | 28,337 | 28,208 | 20,771 | 14,236 | 23,092 | 17,041 | 9,070 | 7,397 | 1,667 |
| Texas..... | 45,142 | 46,309 | 41,041 | 35,913 | 35,436 | 25,432 | 17,494 | 26,759 | 17,590 | 9,059 | 7,271 | 3,086 |
| Utah..... | 27 | 20 | 18 | 15 | 23 | 27 | 18 | 39 | 17 | 6 | 4 | 4 |
| Vermont..... | 39 | 44 | 31 | 45 | 38 | 31 | 30 | 45 | 33 | 13 | 21 | 2 |
| Virginia..... | 45,669 | 46,146 | 42,875 | 38,865 | 35,341 | 24,788 | 18,731 | 34,320 | 24,302 | 13,826 | 11,274 | 1,126 |
| Washington..... | 70 | 79 | 66 | 70 | 105 | 117 | 101 | 189 | 69 | 30 | 19 | 10 |
| West Virginia..... | 2,389 | 2,155 | 2,043 | 2,125 | 2,365 | 1,794 | 1,200 | 1,841 | 1,176 | 561 | 468 | 210 |
| Wisconsin..... | 85 | 88 | 106 | 119 | 136 | 121 | 102 | 164 | 99 | 45 | 53 | 6 |
| Wyoming..... | 24 | 23 | 23 | 37 | 54 | 47 | 31 | 37 | 16 | 9 | 3 | |

¹Includes persons in the military and naval service of the United States (including civilian employees, etc.) stationed abroad, not credited to any state or territory.

STATISTICS OF POPULATION.

TABLE 9.—AGES BY PERIODS OF YEARS OF THE AGGREGATE POPULATION, CLASSIFIED BY SEX, GENERAL NATIVITY, AND COLOR, FOR CITIES HAVING 25,000 INHABITANTS OR MORE: 1900.

[The designation "native white—native parents" comprehends all native white persons having either both parents native born, one parent native born and one parent unknown, or both parents unknown, while the designation "native white—foreign parents" comprehends all native white persons having either one or both parents foreign born.]

| CITIES AND AGE PERIODS. | AGGREGATE. | | NATIVE BORN. | | FOREIGN BORN. | | NATIVE WHITE—NATIVE PARENTS. | | NATIVE WHITE—FOREIGN PARENTS. | | FOREIGN WHITE. | | TOTAL COLORED. ¹ | | NEGRO. ² | |
|-------------------------|------------|-----------|--------------|-----------|---------------|-----------|------------------------------|-----------|-------------------------------|-----------|----------------|-----------|-----------------------------|-----------|---------------------|-----------|
| | Males. | Fe-males. | Males. | Fe-males. | Males. | Fe-males. | Males. | Fe-males. | Males. | Fe-males. | Males. | Fe-males. | Males. | Fe-males. | Males. | Fe-males. |
| Akron, Ohio..... | 21,383. | 21,845 | 17,667 | 17,984 | 3,716 | 3,411 | 10,966 | 10,893 | 6,424 | 6,801 | 3,710 | 3,407 | 283 | 244 | 281 | 244 |
| Under 1 year..... | 454 | 428 | 458 | 428 | 1 | | 265 | 247 | 181 | 177 | 1 | | 7 | 4 | 7 | 4 |
| 1 to 4 years..... | 1,689 | 1,633 | 1,681 | 1,620 | 8 | 13 | 1,001 | 981 | 659 | 661 | 8 | 13 | 21 | 28 | 21 | 28 |
| 5 to 9 years..... | 2,128 | 2,150 | 2,088 | 2,096 | 45 | 54 | 1,181 | 1,164 | 920 | 916 | 45 | 54 | 32 | 16 | 32 | 16 |
| 10 to 14 years..... | 1,951 | 1,907 | 1,854 | 1,810 | 97 | 97 | 1,131 | 1,001 | 855 | 784 | 97 | 97 | 29 | 25 | 29 | 25 |
| 15 to 19 years..... | 2,082 | 2,186 | 1,911 | 1,963 | 171 | 173 | 1,090 | 1,092 | 797 | 847 | 171 | 173 | 24 | 24 | 24 | 24 |
| 20 to 24 years..... | 2,856 | 2,469 | 2,059 | 2,158 | 297 | 311 | 1,298 | 1,300 | 739 | 840 | 297 | 311 | 27 | 18 | 27 | 18 |
| 25 to 29 years..... | 2,209 | 2,199 | 1,876 | 1,863 | 333 | 336 | 1,213 | 1,113 | 637 | 725 | 332 | 335 | 27 | 26 | 27 | 26 |
| 30 to 34 years..... | 1,869 | 1,781 | 1,441 | 1,426 | 428 | 355 | 931 | 853 | 438 | 551 | 427 | 354 | 28 | 23 | 28 | 23 |
| 35 to 44 years..... | 2,902 | 2,796 | 2,043 | 2,067 | 859 | 729 | 1,332 | 1,280 | 671 | 746 | 856 | 727 | 43 | 44 | 41 | 44 |
| 45 to 54 years..... | 1,958 | 1,906 | 1,242 | 1,295 | 716 | 611 | 901 | 920 | 315 | 354 | 715 | 611 | 27 | 21 | 27 | 21 |
| 55 to 64 years..... | 1,096 | 1,150 | 646 | 738 | 450 | 412 | 509 | 583 | 123 | 144 | 450 | 412 | 14 | 11 | 14 | 11 |
| 65 years and over..... | 662 | 773 | 358 | 454 | 304 | 319 | 314 | 394 | 40 | 56 | 304 | 319 | 4 | 4 | 4 | 4 |
| Age-unknown..... | 27 | 17 | 20 | 16 | 7 | 1 | 16 | 15 | 4 | 1 | 7 | 1 | | | | |
| Albany, N. Y..... | 45,031 | 49,120 | 36,708 | 39,730 | 8,328 | 9,390 | 18,566 | 19,865 | 17,511 | 19,331 | 8,301 | 9,388 | 658 | 536 | 642 | 536 |
| Under 1 year..... | 796 | 762 | 795 | 761 | 1 | 1 | 501 | 488 | 282 | 268 | 1 | 1 | 12 | 5 | 12 | 5 |
| 1 to 4 years..... | 2,940 | 2,863 | 2,919 | 2,954 | 21 | 14 | 1,773 | 1,786 | 1,122 | 1,140 | 21 | 14 | 24 | 28 | 24 | 28 |
| 5 to 9 years..... | 3,940 | 4,052 | 3,886 | 3,987 | 54 | 65 | 2,194 | 2,303 | 1,657 | 1,659 | 54 | 65 | 35 | 25 | 35 | 25 |
| 10 to 14 years..... | 4,146 | 4,055 | 3,981 | 3,996 | 165 | 159 | 2,204 | 2,108 | 1,740 | 1,754 | 165 | 159 | 37 | 36 | 37 | 36 |
| 15 to 19 years..... | 3,966 | 4,506 | 3,746 | 4,159 | 220 | 220 | 1,882 | 2,018 | 1,828 | 2,087 | 219 | 347 | 37 | 54 | 37 | 54 |
| 20 to 24 years..... | 4,634 | 5,538 | 4,164 | 4,921 | 470 | 617 | 1,808 | 2,266 | 2,289 | 2,575 | 468 | 617 | 69 | 80 | 69 | 80 |
| 25 to 29 years..... | 4,523 | 5,083 | 3,958 | 4,356 | 570 | 732 | 1,685 | 1,777 | 2,176 | 2,505 | 563 | 732 | 104 | 74 | 102 | 74 |
| 30 to 34 years..... | 3,895 | 4,130 | 3,151 | 3,372 | 744 | 758 | 1,320 | 1,321 | 1,759 | 2,010 | 739 | 758 | 77 | 41 | 73 | 41 |
| 35 to 44 years..... | 6,544 | 7,188 | 4,899 | 5,442 | 1,645 | 1,686 | 2,003 | 2,145 | 2,789 | 3,206 | 1,642 | 1,695 | 110 | 92 | 109 | 92 |
| 45 to 54 years..... | 4,736 | 5,047 | 3,130 | 3,300 | 1,324 | 1,317 | 1,534 | 1,687 | 1,292 | 1,407 | 1,819 | 1,916 | 91 | 57 | 88 | 57 |
| 55 to 64 years..... | 2,976 | 3,247 | 1,454 | 1,601 | 1,522 | 1,646 | 1,931 | 1,050 | 427 | 520 | 1,520 | 1,646 | 38 | 31 | 37 | 31 |
| 65 years and over..... | 1,829 | 2,538 | 771 | 1,127 | 1,058 | 1,411 | 614 | 919 | 140 | 195 | 1,057 | 1,411 | 18 | 13 | 18 | 13 |
| Age-unknown..... | 101 | 51 | 67 | 24 | 34 | 27 | 57 | 19 | 10 | 5 | 33 | 27 | 1 | | 1 | |
| Allegheny, Pa..... | 66,667 | 63,229 | 49,948 | 49,732 | 16,719 | 13,497 | 24,349 | 23,382 | 23,814 | 24,334 | 16,681 | 13,492 | 1,823 | 1,521 | 1,795 | 1,520 |
| Under 1 year..... | 1,524 | 1,482 | 1,513 | 1,475 | 11 | 7 | 728 | 692 | 755 | 753 | 11 | 7 | 30 | 30 | 30 | 30 |
| 1 to 4 years..... | 5,422 | 5,366 | 5,359 | 5,318 | 63 | 48 | 2,499 | 2,438 | 2,736 | 2,769 | 63 | 48 | 124 | 111 | 124 | 111 |
| 5 to 9 years..... | 6,584 | 6,457 | 6,436 | 6,298 | 148 | 164 | 2,976 | 2,918 | 3,309 | 3,266 | 148 | 164 | 151 | 109 | 151 | 109 |
| 10 to 14 years..... | 5,916 | 5,940 | 5,582 | 5,548 | 384 | 392 | 2,671 | 2,598 | 2,733 | 2,795 | 383 | 392 | 129 | 155 | 129 | 155 |
| 15 to 19 years..... | 6,003 | 6,249 | 5,251 | 5,378 | 752 | 871 | 2,557 | 2,591 | 2,552 | 2,638 | 751 | 871 | 143 | 149 | 143 | 149 |
| 20 to 24 years..... | 7,510 | 7,188 | 5,740 | 5,641 | 1,770 | 1,497 | 3,024 | 2,804 | 2,488 | 2,668 | 1,769 | 1,497 | 229 | 169 | 228 | 168 |
| 25 to 29 years..... | 7,711 | 6,740 | 5,412 | 5,118 | 2,299 | 1,622 | 2,811 | 2,423 | 2,838 | 2,512 | 2,292 | 1,622 | 220 | 184 | 216 | 184 |
| 30 to 34 years..... | 6,336 | 5,174 | 4,086 | 3,760 | 2,250 | 1,424 | 1,925 | 1,657 | 1,970 | 1,963 | 2,246 | 1,423 | 195 | 131 | 192 | 131 |
| 35 to 44 years..... | 9,498 | 8,204 | 5,660 | 5,616 | 3,838 | 2,588 | 2,581 | 2,311 | 2,791 | 3,083 | 3,824 | 2,586 | 302 | 225 | 289 | 225 |
| 45 to 54 years..... | 5,494 | 5,272 | 3,046 | 3,259 | 2,448 | 2,013 | 1,447 | 1,580 | 1,414 | 1,536 | 2,440 | 2,013 | 198 | 143 | 186 | 143 |
| 55 to 64 years..... | 2,921 | 3,089 | 1,298 | 1,523 | 1,623 | 1,561 | 1,744 | 865 | 491 | 593 | 1,622 | 1,561 | 64 | 70 | 64 | 70 |
| 65 years and over..... | 1,643 | 2,074 | 594 | 769 | 1,109 | 1,805 | 317 | 476 | 179 | 255 | 1,108 | 1,805 | 39 | 38 | 39 | 38 |
| Age unknown..... | 105 | 44 | 81 | 39 | 24 | 5 | 69 | 29 | 8 | 3 | 24 | 5 | 4 | 7 | 4 | 7 |
| Allentown, Pa..... | 17,226 | 18,190 | 15,578 | 16,844 | 1,648 | 1,346 | 13,188 | 14,198 | 2,393 | 2,611 | 1,639 | 1,346 | 56 | 35 | 50 | 35 |
| Under 1 year..... | 379 | 390 | 378 | 388 | 1 | 2 | 301 | 314 | 75 | 78 | 1 | 2 | 2 | 1 | 2 | 1 |
| 1 to 4 years..... | 1,413 | 1,344 | 1,408 | 1,389 | 5 | 5 | 1,150 | 1,080 | 255 | 259 | 5 | 5 | 3 | | 3 | |
| 5 to 9 years..... | 1,664 | 1,774 | 1,641 | 1,755 | 23 | 19 | 1,370 | 1,431 | 270 | 321 | 23 | 19 | 1 | 3 | 1 | 3 |
| 10 to 14 years..... | 1,595 | 1,659 | 1,551 | 1,608 | 44 | 56 | 1,280 | 1,296 | 271 | 305 | 44 | 56 | 2 | | 2 | |
| 15 to 19 years..... | 1,665 | 1,866 | 1,595 | 1,756 | 70 | 110 | 1,318 | 1,423 | 272 | 326 | 70 | 110 | 5 | 7 | 5 | 7 |
| 20 to 24 years..... | 1,732 | 2,058 | 1,604 | 1,900 | 128 | 153 | 1,327 | 1,579 | 273 | 316 | 128 | 153 | 4 | 5 | 4 | 5 |
| 25 to 29 years..... | 1,763 | 1,829 | 1,596 | 1,700 | 172 | 129 | 1,292 | 1,389 | 297 | 305 | 168 | 129 | 11 | 6 | 9 | 6 |
| 30 to 34 years..... | 1,336 | 1,425 | 1,140 | 1,270 | 196 | 155 | 1,048 | 1,071 | 186 | 196 | 195 | 155 | 7 | 3 | 6 | 3 |
| 35 to 44 years..... | 2,234 | 2,295 | 1,897 | 2,079 | 337 | 216 | 1,592 | 1,767 | 295 | 307 | 335 | 216 | 12 | 5 | 11 | 5 |
| 45 to 54 years..... | 1,736 | 1,723 | 1,457 | 1,504 | 279 | 219 | 1,322 | 1,375 | 129 | 127 | 277 | 219 | 8 | 2 | 6 | 2 |
| 55 to 64 years..... | 1,008 | 1,066 | 779 | 903 | 229 | 163 | 734 | 857 | 43 | 46 | 229 | 163 | 2 | | 2 | |
| 65 years and over..... | 658 | 743 | 606 | 637 | 152 | 106 | 481 | 606 | 24 | 30 | 152 | 106 | 1 | 1 | 1 | 1 |
| Age unknown..... | 38 | 23 | 26 | 10 | 12 | 13 | 23 | 10 | 3 | | 12 | 13 | | | | |
| Altoona, Pa..... | 19,245 | 19,728 | 17,435 | 18,237 | 1,810 | 1,491 | 13,875 | 14,407 | 3,353 | 3,633 | 1,807 | 1,491 | 210 | 197 | 209 | 197 |
| Under 1 year..... | 433 | 475 | 433 | 474 | | 1 | 366 | 379 | 65 | 89 | | 1 | 2 | 2 | 2 | 6 |
| 1 to 4 years..... | 1,705 | 1,861 | 1,700 | 1,859 | 5 | 2 | 1,332 | 1,470 | 359 | 368 | 5 | 2 | 9 | 6 | 9 | 6 |
| 5 to 9 years..... | 2,189 | 2,045 | 2,175 | 2,032 | 14 | 13 | 1,697 | 1,586 | 461 | 424 | 14 | 13 | 17 | 22 | 17 | 22 |
| 10 to 14 years..... | 1,951 | 1,986 | 1,904 | 1,948 | 47 | 38 | 1,449 | 1,497 | 435 | 434 | 47 | 38 | 20 | 17 | 20 | 17 |
| 15 to 19 years..... | 1,721 | 2,037 | 1,643 | 1,960 | 78 | 77 | 1,331 | 1,558 | 293 | 360 | 78 | 77 | 19 | 22 | 19 | 22 |
| 20 to 24 years..... | 1,892 | 2,041 | 1,771 | 1,917 | 121 | 124 | 1,435 | 1,528 | 310 | 387 | 120 | 124 | 27 | 22 | 27 | 22 |
| 25 to 29 years..... | 1,957 | 2,006 | 1,771 | 1,862 | 186 | 144 | 1,417 | 1,459 | 331 | 386 | 185 | 144 | 24 | 17 | 23 | 17 |
| 30 to 34 years..... | 1,581 | 1,562 | 1,369 | 1,410 | 212 | 152 | 1,047 | 1,096 | 265 | 298 | 212 | 152 | 17 | 16 | 17 | 16 |
| 35 to 44 years..... | 2,702 | 2,549 | 2,271 | 2,237 | 431 | 312 | 1,782 | 1,746 | 454 | 466 | 431 | 312 | 35 | 25 | 35 | 25 |
| 45 to 54 years..... | 1,615 | 1,547 | 1,317 | 1,315 | 298 | 232 | 1,058 | 1,048 | 234 | 252 | 297 | 232 | 26 | 15 | 26 | 15 |
| 55 to 64 years..... | 908 | 958 | 658 | 751 | 250 | 207 | 559 | 637 | 94 | 109 | 250 | 207 | 5 | 5 | 5 | 5 |
| 65 years and over..... | 572 | 649 | 408 | 403 | 164 | 186 | 351 | 400 | 49 | 56 | 164 | 186 | 8 | 7 | 8 | 7 |
| Age unknown..... | 19 | 12 | 15 | 9 | 4 | | | | | | | | | | | |

TABLE 9.—AGES BY PERIODS OF YEARS OF THE AGGREGATE POPULATION, CLASSIFIED BY SEX, GENERAL NATIVITY, AND COLOR, FOR CITIES HAVING 25,000 INHABITANTS OR MORE: 1900—Continued.

| CITIES AND AGE PERIODS. | AGGREGATE. | | NATIVE BORN. | | FOREIGN BORN. | | NATIVE WHITE—NATIVE PARENTS. | | NATIVE WHITE—FOREIGN PARENTS. | | FOREIGN WHITE. | | TOTAL COLORED. ¹ | | NEGRO. ² | |
|-------------------------|------------|-----------|--------------|-----------|---------------|-----------|------------------------------|-----------|-------------------------------|-----------|----------------|-----------|-----------------------------|-----------|---------------------|-----------|
| | Males. | Fe-males. | Males. | Fe-males. | Males. | Fe-males. | Males. | Fe-males. | Males. | Fe-males. | Males. | Fe-males. | Males. | Fe-males. | Males. | Fe-males. |
| Atlantic City, N. J. | 13,844 | 13,994 | 12,302 | 12,347 | 1,542 | 1,647 | 6,979 | 6,986 | 2,070 | 2,206 | 1,450 | 1,626 | 3,345 | 3,226 | 3,289 | 3,224 |
| Under 1 year..... | 291 | 229 | 290 | 228 | 1 | 1 | 169 | 133 | 76 | 56 | 1 | 1 | 45 | 39 | 44 | 39 |
| 1 to 4 years..... | 905 | 937 | 903 | 934 | 2 | 3 | 550 | 546 | 206 | 242 | 2 | 3 | 147 | 146 | 146 | 146 |
| 5 to 9 years..... | 1,095 | 1,121 | 1,081 | 1,108 | 14 | 13 | 652 | 706 | 263 | 257 | 13 | 13 | 167 | 145 | 166 | 145 |
| 10 to 14 years..... | 929 | 1,013 | 900 | 985 | 29 | 28 | 616 | 629 | 179 | 198 | 29 | 28 | 105 | 158 | 105 | 158 |
| 15 to 19 years..... | 1,019 | 1,098 | 955 | 1,013 | 64 | 85 | 607 | 616 | 152 | 156 | 62 | 85 | 198 | 241 | 198 | 241 |
| 20 to 24 years..... | 1,601 | 1,754 | 1,444 | 1,584 | 167 | 220 | 706 | 802 | 221 | 225 | 150 | 214 | 524 | 513 | 521 | 511 |
| 25 to 29 years..... | 1,636 | 1,646 | 1,435 | 1,410 | 201 | 236 | 699 | 680 | 206 | 234 | 186 | 232 | 545 | 500 | 540 | 500 |
| 30 to 34 years..... | 1,486 | 1,412 | 1,266 | 1,197 | 220 | 215 | 645 | 601 | 204 | 214 | 202 | 212 | 485 | 385 | 423 | 385 |
| 35 to 44 years..... | 2,326 | 2,199 | 1,926 | 1,852 | 400 | 347 | 1,067 | 984 | 345 | 361 | 366 | 345 | 548 | 509 | 522 | 509 |
| 45 to 54 years..... | 1,255 | 1,220 | 1,035 | 1,011 | 220 | 209 | 672 | 608 | 140 | 166 | 211 | 208 | 232 | 238 | 228 | 238 |
| 55 to 64 years..... | 583 | 682 | 452 | 520 | 181 | 162 | 323 | 358 | 53 | 69 | 127 | 159 | 75 | 96 | 72 | 96 |
| 65 years and over..... | 351 | 429 | 254 | 309 | 97 | 120 | 213 | 235 | 25 | 28 | 97 | 120 | 16 | 46 | 16 | 46 |
| Age unknown..... | 367 | 254 | 361 | 246 | 6 | 8 | 55 | 38 | | | 4 | 6 | 308 | 210 | 308 | 210 |
| Auburn, N. Y. | 15,115 | 15,230 | 12,349 | 12,560 | 2,766 | 2,670 | 6,975 | 7,145 | 5,110 | 5,167 | 2,758 | 2,664 | 277 | 254 | 254 | 253 |
| Under 1 year..... | 238 | 240 | 238 | 240 | | | 140 | 132 | 95 | 106 | | | 3 | 2 | 3 | 2 |
| 1 to 4 years..... | 953 | 915 | 947 | 907 | 6 | 8 | 549 | 540 | 349 | 349 | 6 | 8 | 11 | 18 | 11 | 18 |
| 5 to 9 years..... | 1,196 | 1,276 | 1,177 | 1,251 | 19 | 25 | 665 | 738 | 495 | 492 | 19 | 25 | 17 | 21 | 17 | 21 |
| 10 to 14 years..... | 1,439 | 1,499 | 1,091 | 1,154 | 48 | 45 | 698 | 632 | 481 | 503 | 48 | 45 | 12 | 19 | 12 | 19 |
| 15 to 19 years..... | 1,322 | 1,392 | 1,155 | 1,293 | 77 | 99 | 587 | 668 | 546 | 602 | 76 | 99 | 23 | 23 | 23 | 23 |
| 20 to 24 years..... | 1,925 | 1,710 | 1,475 | 1,462 | 220 | 243 | 742 | 684 | 692 | 746 | 220 | 247 | 41 | 33 | 37 | 33 |
| 25 to 29 years..... | 1,733 | 1,564 | 1,465 | 1,319 | 288 | 245 | 723 | 594 | 700 | 685 | 286 | 245 | 40 | 40 | 37 | 40 |
| 30 to 34 years..... | 1,423 | 1,169 | 1,126 | 925 | 302 | 244 | 548 | 437 | 562 | 473 | 298 | 244 | 30 | 15 | 28 | 15 |
| 35 to 44 years..... | 2,243 | 2,127 | 1,650 | 1,621 | 593 | 506 | 902 | 857 | 712 | 736 | 587 | 505 | 42 | 29 | 35 | 29 |
| 45 to 54 years..... | 1,593 | 1,631 | 1,055 | 1,101 | 538 | 530 | 708 | 741 | 316 | 331 | 538 | 526 | 31 | 33 | 28 | 33 |
| 55 to 64 years..... | 961 | 1,070 | 528 | 663 | 433 | 407 | 418 | 556 | 98 | 96 | 433 | 407 | 12 | 11 | 12 | 11 |
| 65 years and over..... | 668 | 923 | 431 | 618 | 237 | 307 | 387 | 558 | 35 | 48 | 237 | 307 | 9 | 10 | 9 | 9 |
| Age unknown..... | 16 | 14 | 11 | 8 | 5 | 6 | 8 | 8 | 1 | | 5 | 6 | 2 | | 2 | |
| Augusta, Ga. | 18,225 | 21,216 | 17,639 | 20,807 | 586 | 409 | 8,479 | 9,331 | 1,041 | 1,109 | 546 | 407 | 8,159 | 10,369 | 8,120 | 10,367 |
| Under 1 year..... | 416 | 395 | 416 | 395 | | | 241 | 195 | 11 | 16 | | | 164 | 184 | 164 | 184 |
| 1 to 4 years..... | 1,502 | 1,495 | 1,501 | 1,495 | 1 | 2 | 769 | 753 | 64 | 49 | 1 | | 668 | 693 | 668 | 692 |
| 5 to 9 years..... | 1,920 | 2,076 | 1,915 | 2,074 | 5 | 7 | 904 | 983 | 90 | 91 | 5 | 2 | 921 | 995 | 920 | 995 |
| 10 to 14 years..... | 1,880 | 2,091 | 1,868 | 2,084 | 12 | 10 | 862 | 961 | 107 | 85 | 12 | 7 | 899 | 1,038 | 899 | 1,038 |
| 15 to 19 years..... | 1,762 | 2,271 | 1,752 | 2,257 | 10 | 14 | 849 | 933 | 97 | 105 | 10 | 14 | 806 | 1,169 | 805 | 1,169 |
| 20 to 24 years..... | 2,068 | 2,785 | 2,041 | 2,765 | 27 | 20 | 982 | 1,152 | 120 | 154 | 27 | 20 | 939 | 1,459 | 939 | 1,459 |
| 25 to 29 years..... | 1,912 | 2,234 | 1,859 | 2,211 | 53 | 23 | 909 | 916 | 124 | 151 | 53 | 22 | 826 | 1,145 | 825 | 1,144 |
| 30 to 34 years..... | 1,405 | 1,531 | 1,347 | 1,512 | 68 | 19 | 647 | 625 | 113 | 113 | 50 | 19 | 595 | 774 | 588 | 774 |
| 35 to 44 years..... | 2,404 | 2,693 | 2,278 | 2,623 | 128 | 65 | 1,045 | 1,132 | 174 | 169 | 108 | 64 | 1,077 | 1,328 | 1,060 | 1,328 |
| 45 to 54 years..... | 1,592 | 1,829 | 1,463 | 1,744 | 123 | 85 | 694 | 803 | 117 | 83 | 117 | 85 | 698 | 831 | 688 | 831 |
| 55 to 64 years..... | 786 | 1,071 | 503 | 703 | 83 | 75 | 366 | 537 | 35 | 49 | 82 | 75 | 303 | 410 | 302 | 410 |
| 65 years and over..... | 465 | 647 | 386 | 549 | 79 | 98 | 175 | 262 | 20 | 19 | 79 | 98 | 191 | 268 | 191 | 268 |
| Age unknown..... | 113 | 98 | 110 | 97 | 3 | 1 | 36 | 20 | 3 | 2 | 2 | 1 | 72 | 75 | 71 | 75 |
| Baltimore, Md. | 243,280 | 265,677 | 209,433 | 230,924 | 33,847 | 34,753 | 114,223 | 121,830 | 60,265 | 64,960 | 33,259 | 34,681 | 35,533 | 44,206 | 35,063 | 44,195 |
| Under 1 year..... | 5,492 | 5,352 | 5,486 | 5,342 | 6 | 10 | 3,135 | 3,000 | 1,620 | 1,610 | 6 | 10 | 731 | 732 | 731 | 731 |
| 1 to 4 years..... | 19,665 | 20,008 | 19,573 | 19,883 | 87 | 125 | 11,181 | 11,181 | 5,871 | 5,982 | 86 | 125 | 2,527 | 2,720 | 2,525 | 2,718 |
| 5 to 9 years..... | 25,366 | 25,781 | 24,901 | 25,233 | 465 | 498 | 14,329 | 14,054 | 7,259 | 7,566 | 465 | 497 | 3,313 | 3,614 | 3,313 | 3,610 |
| 10 to 14 years..... | 24,033 | 24,871 | 22,899 | 23,728 | 1,134 | 1,143 | 13,396 | 13,409 | 6,520 | 6,625 | 1,131 | 1,139 | 2,986 | 2,984 | 2,984 | 2,984 |
| 15 to 19 years..... | 22,914 | 26,797 | 21,259 | 24,666 | 1,655 | 2,131 | 12,407 | 13,415 | 5,856 | 6,423 | 1,650 | 2,130 | 3,001 | 4,329 | 2,991 | 4,329 |
| 20 to 24 years..... | 23,589 | 28,657 | 21,023 | 25,650 | 2,516 | 3,007 | 11,249 | 12,914 | 5,926 | 6,641 | 2,482 | 3,000 | 3,882 | 6,102 | 3,836 | 6,100 |
| 25 to 29 years..... | 23,209 | 25,921 | 20,018 | 22,655 | 3,191 | 3,266 | 10,162 | 10,925 | 5,970 | 6,664 | 3,115 | 3,259 | 3,962 | 5,073 | 3,900 | 5,072 |
| 30 to 34 years..... | 20,098 | 21,152 | 16,545 | 17,999 | 3,553 | 3,153 | 8,160 | 8,593 | 5,442 | 5,835 | 3,431 | 3,144 | 3,065 | 3,580 | 2,968 | 3,580 |
| 35 to 44 years..... | 34,725 | 36,408 | 27,752 | 30,417 | 6,973 | 5,991 | 12,801 | 13,867 | 9,205 | 9,859 | 6,733 | 5,977 | 5,966 | 6,578 | 5,795 | 6,577 |
| 45 to 54 years..... | 22,425 | 24,067 | 16,637 | 18,578 | 5,738 | 5,489 | 8,805 | 9,755 | 4,405 | 4,814 | 5,645 | 5,477 | 3,570 | 3,921 | 3,512 | 3,921 |
| 55 to 64 years..... | 12,753 | 14,759 | 8,275 | 9,654 | 4,478 | 5,105 | 5,159 | 6,044 | 1,550 | 1,790 | 4,454 | 5,098 | 1,590 | 1,827 | 1,576 | 1,827 |
| 65 years and over..... | 8,314 | 11,281 | 4,350 | 6,523 | 3,964 | 4,768 | 3,017 | 4,385 | 607 | 901 | 3,959 | 4,751 | 731 | 1,244 | 730 | 1,244 |
| Age unknown..... | 747 | 660 | 596 | 523 | 87 | 77 | 422 | 34 | 20 | 34 | 82 | 77 | 209 | 288 | 204 | 288 |
| Bay City, Mich. | 13,546 | 14,082 | 9,283 | 9,860 | 4,263 | 4,222 | 2,776 | 2,928 | 6,457 | 6,856 | 4,256 | 4,212 | 57 | 86 | 57 | 86 |
| Under 1 year..... | 339 | 299 | 339 | 299 | | | 86 | 78 | 252 | 220 | | | 1 | 1 | 1 | 1 |
| 1 to 4 years..... | 1,232 | 1,168 | 1,225 | 1,155 | 7 | 13 | 305 | 270 | 917 | 878 | 7 | 13 | 3 | 7 | 3 | 7 |
| 5 to 9 years..... | 1,649 | 1,654 | 1,600 | 1,611 | 49 | 43 | 327 | 332 | 1,270 | 1,270 | 49 | 43 | 3 | 9 | 3 | 9 |
| 10 to 14 years..... | 1,506 | 1,613 | 1,400 | 1,488 | 106 | 125 | 278 | 312 | 1,114 | 1,164 | 105 | 124 | 9 | 13 | 9 | 13 |
| 15 to 19 years..... | 1,352 | 1,655 | 1,159 | 1,367 | 193 | 288 | 233 | 320 | 925 | 1,040 | 192 | 288 | 2 | 7 | 2 | 7 |
| 20 to 24 years..... | 1,144 | 1,445 | 816 | 1,046 | 328 | 399 | 230 | 295 | 584 | 746 | 328 | 399 | 2 | 5 | 2 | 5 |
| 25 to 29 years..... | 1,029 | 1,098 | 654 | 706 | 375 | 392 | 228 | 211 | 420 | 491 | 374 | 392 | 7 | 4 | 7 | 4 |
| 30 to 34 years..... | 824 | 968 | 433 | 501 | 467 | 467 | 133 | 178 | 250 | 318 | 391 | 465 | | | | |
| 35 to 44 years..... | 1,741 | 1,839 | 718 | 823 | 1,023 | 1,011 | 325 | 344 | 385 | 472 | 1,021 | 1,005 | 10 | 13 | 10 | 13 |
| 45 to 54 years..... | 1,468 | 1,230 | 521 | 456 | 947 | 774 | 291 | 278 | 217 | 172 | 946 | 773 | 14 | 7 | 14 | 7 |
| 55 to 64 years..... | 771 | 632 | 254 | 226 | 517 | 406 | 167 | 165 | 86 | 57 | 516 | 406 | 2 | 4 | 2 | 4 |
| 65 years and over..... | 475 | 474 | 154 | 172 | 321 | 302 | 117 | 140 | 33 | 28 | 321 | 302 | 4 | 4 | 4 | 4 |
| Age unknown..... | 16 | 7 | 10 | 5 | 6 | 2 | 6 | 5 | 4 | | 6 | 2 | | | | |
| Bayonne, N. J. | 16,930 | 15,792 | | | | | | | | | | | | | | |

TABLE 9.—AGES BY PERIODS OF YEARS OF THE AGGREGATE POPULATION, CLASSIFIED BY SEX, GENERAL NATIVITY, AND COLOR, FOR CITIES HAVING 2,000 INHABITANTS OR MORE: 1900—Continued.

| CITIES AND AGE PERIODS. | AGGREGATE. | | NATIVE BORN. | | FOREIGN BORN. | | NATIVE WHITE—NATIVE PARENTS. | | NATIVE WHITE—FOREIGN PARENTS. | | FOREIGN WHITE. | | TOTAL COLORED. ¹ | | NEGRO. ² | |
|-------------------------|------------|-----------|--------------|-----------|---------------|-----------|------------------------------|-----------|-------------------------------|-----------|----------------|-----------|-----------------------------|-----------|---------------------|-----------|
| | Males. | Fe-males. | Males. | Fe-males. | Males. | Fe-males. | Males. | Fe-males. | Males. | Fe-males. | Males. | Fe-males. | Males. | Fe-males. | Males. | Fe-males. |
| Binghamton, N. Y. | 18,566 | 21,081 | 16,500 | 18,875 | 2,066 | 2,206 | 12,357 | 13,871 | 3,919 | 4,732 | 2,058 | 2,205 | 232 | 273 | 228 | 273 |
| Under 1 year..... | 286 | 803 | 285 | 802 | 1 | 1 | 211 | 214 | 71 | 84 | 1 | 1 | 3 | 4 | 3 | 4 |
| 1 to 4 years..... | 1,173 | 1,164 | 1,167 | 1,156 | 11 | 8 | 833 | 812 | 317 | 330 | 1 | 8 | 17 | 14 | 17 | 14 |
| 5 to 9 years..... | 1,650 | 1,610 | 1,590 | 1,592 | 20 | 18 | 1,074 | 1,117 | 441 | 452 | 20 | 18 | 15 | 23 | 15 | 23 |
| 10 to 14 years..... | 1,514 | 1,603 | 1,455 | 1,565 | 59 | 88 | 1,025 | 1,096 | 406 | 450 | 59 | 38 | 24 | 19 | 24 | 19 |
| 15 to 19 years..... | 1,501 | 1,586 | 1,409 | 1,692 | 92 | 144 | 1,004 | 1,221 | 387 | 452 | 91 | 144 | 19 | 19 | 19 | 19 |
| 20 to 24 years..... | 1,716 | 2,166 | 1,549 | 1,968 | 167 | 198 | 1,066 | 1,347 | 471 | 591 | 167 | 198 | 24 | 30 | 22 | 30 |
| 25 to 29 years..... | 1,809 | 2,172 | 1,574 | 1,952 | 235 | 220 | 1,111 | 1,265 | 448 | 656 | 281 | 219 | 24 | 32 | 22 | 32 |
| 30 to 34 years..... | 1,780 | 1,994 | 1,492 | 1,656 | 288 | 239 | 1,088 | 1,136 | 378 | 438 | 238 | 239 | 25 | 26 | 25 | 26 |
| 35 to 44 years..... | 2,887 | 3,165 | 2,474 | 2,757 | 413 | 403 | 1,890 | 2,029 | 548 | 637 | 411 | 408 | 38 | 41 | 37 | 41 |
| 45 to 54 years..... | 2,111 | 2,400 | 1,750 | 2,009 | 361 | 331 | 1,440 | 1,635 | 280 | 342 | 360 | 331 | 31 | 32 | 30 | 32 |
| 55 to 64 years..... | 1,299 | 1,501 | 1,033 | 1,195 | 266 | 306 | 1,008 | 1,047 | 113 | 127 | 266 | 306 | 12 | 21 | 12 | 21 |
| 65 years and over..... | 897 | 1,181 | 707 | 961 | 192 | 220 | 640 | 888 | 56 | 63 | 192 | 220 | 9 | 10 | 9 | 10 |
| Age unknown..... | 88 | 86 | 77 | 71 | 11 | 15 | 67 | 64 | 7 | 5 | 11 | 15 | 3 | 2 | 3 | 2 |
| Birmingham, Ala. | 19,626 | 18,789 | 18,503 | 18,136 | 1,123 | 653 | 9,304 | 7,882 | 1,467 | 1,418 | 1,109 | 652 | 7,746 | 8,887 | 7,738 | 8,887 |
| Under 1 year..... | 401 | 384 | 401 | 383 | | 1 | 215 | 186 | 45 | 41 | | 1 | 141 | 156 | 141 | 156 |
| 1 to 4 years..... | 1,431 | 1,408 | 1,425 | 1,407 | 6 | 1 | 719 | 711 | 140 | 138 | 6 | 1 | 566 | 558 | 566 | 558 |
| 5 to 9 years..... | 1,725 | 1,781 | 1,712 | 1,774 | 13 | 7 | 828 | 829 | 214 | 189 | 13 | 7 | 670 | 756 | 670 | 756 |
| 10 to 14 years..... | 1,549 | 1,621 | 1,519 | 1,597 | 30 | 24 | 715 | 713 | 150 | 159 | 30 | 24 | 654 | 725 | 654 | 725 |
| 15 to 19 years..... | 1,770 | 2,054 | 1,701 | 1,996 | 69 | 58 | 773 | 825 | 143 | 159 | 69 | 58 | 785 | 1,012 | 785 | 1,012 |
| 20 to 24 years..... | 2,565 | 2,882 | 2,481 | 2,755 | 84 | 77 | 1,226 | 1,075 | 131 | 175 | 80 | 76 | 1,129 | 1,506 | 1,126 | 1,506 |
| 25 to 29 years..... | 2,585 | 2,321 | 2,453 | 2,252 | 132 | 69 | 1,206 | 907 | 149 | 155 | 130 | 69 | 1,100 | 1,190 | 1,099 | 1,190 |
| 30 to 34 years..... | 1,926 | 1,681 | 1,806 | 1,597 | 120 | 84 | 919 | 650 | 140 | 128 | 113 | 84 | 749 | 819 | 748 | 819 |
| 35 to 44 years..... | 2,786 | 2,351 | 2,497 | 2,214 | 289 | 137 | 1,317 | 887 | 219 | 179 | 286 | 137 | 964 | 1,143 | 963 | 1,143 |
| 45 to 54 years..... | 1,705 | 1,294 | 1,438 | 1,212 | 222 | 82 | 783 | 585 | 87 | 64 | 220 | 82 | 615 | 563 | 613 | 563 |
| 55 to 64 years..... | 730 | 675 | 630 | 605 | 100 | 70 | 353 | 346 | 34 | 22 | 100 | 70 | 243 | 237 | 243 | 237 |
| 65 years and over..... | 293 | 340 | 238 | 299 | 56 | 41 | 119 | 146 | 14 | 8 | 54 | 41 | 106 | 145 | 106 | 145 |
| Age unknown..... | 160 | 47 | 157 | 45 | 3 | 2 | 132 | 22 | 1 | 1 | 3 | 2 | 24 | 22 | 24 | 22 |
| Boston, Mass. | 274,922 | 285,970 | 180,992 | 182,771 | 93,930 | 103,199 | 73,070 | 73,123 | 102,429 | 104,508 | 92,323 | 102,630 | 7,100 | 5,709 | 5,904 | 5,687 |
| Under 1 year..... | 6,215 | 6,258 | 6,183 | 6,230 | 32 | 28 | 1,528 | 1,490 | 4,565 | 4,619 | 31 | 27 | 91 | 122 | 90 | 121 |
| 1 to 4 years..... | 22,413 | 22,475 | 21,951 | 21,993 | 462 | 482 | 5,647 | 5,831 | 15,959 | 15,782 | 460 | 476 | 847 | 836 | 843 | 832 |
| 5 to 9 years..... | 24,495 | 24,401 | 22,866 | 22,827 | 1,629 | 1,574 | 6,242 | 6,264 | 16,319 | 16,182 | 1,619 | 1,559 | 915 | 896 | 915 | 894 |
| 10 to 14 years..... | 21,202 | 21,160 | 18,088 | 17,958 | 3,164 | 3,202 | 5,561 | 5,478 | 12,216 | 12,173 | 3,150 | 3,191 | 272 | 323 | 271 | 323 |
| 15 to 19 years..... | 19,965 | 22,289 | 15,373 | 16,127 | 4,592 | 6,162 | 5,218 | 5,468 | 9,820 | 10,302 | 4,555 | 6,125 | 375 | 394 | 343 | 394 |
| 20 to 24 years..... | 26,199 | 31,661 | 17,554 | 18,330 | 8,645 | 13,331 | 6,828 | 6,779 | 10,064 | 10,888 | 8,607 | 13,245 | 800 | 754 | 692 | 750 |
| 25 to 29 years..... | 31,769 | 33,123 | 18,210 | 17,834 | 13,549 | 15,289 | 7,582 | 6,738 | 9,734 | 10,276 | 13,338 | 15,191 | 1,105 | 873 | 942 | 870 |
| 30 to 34 years..... | 28,603 | 27,119 | 14,413 | 13,707 | 14,190 | 13,412 | 6,242 | 5,633 | 7,467 | 7,512 | 13,558 | 13,327 | 1,036 | 647 | 778 | 642 |
| 35 to 44 years..... | 43,748 | 41,717 | 21,520 | 21,087 | 22,228 | 20,680 | 10,177 | 9,650 | 10,323 | 10,589 | 21,720 | 20,576 | 1,528 | 902 | 1,129 | 900 |
| 45 to 54 years..... | 25,910 | 26,816 | 12,639 | 12,901 | 13,221 | 13,915 | 7,872 | 8,210 | 4,289 | 4,237 | 12,939 | 13,842 | 810 | 527 | 620 | 527 |
| 55 to 64 years..... | 14,145 | 16,231 | 6,481 | 7,378 | 7,664 | 8,853 | 5,081 | 5,798 | 1,211 | 1,400 | 7,623 | 8,823 | 228 | 210 | 205 | 209 |
| 65 years and over..... | 8,301 | 11,919 | 4,041 | 5,827 | 4,260 | 6,092 | 3,548 | 5,198 | 417 | 520 | 4,246 | 6,072 | 90 | 129 | 88 | 129 |
| Age unknown..... | 1,967 | 801 | 1,673 | 622 | 294 | 179 | 1,544 | 546 | 45 | 33 | 275 | 176 | 103 | 46 | 88 | 46 |
| Bridgeport, Conn. | 35,381 | 35,615 | 23,889 | 24,326 | 11,492 | 10,789 | 10,933 | 10,952 | 12,449 | 13,244 | 11,411 | 10,786 | 588 | 633 | 516 | 633 |
| Under 1 year..... | 892 | 839 | 892 | 832 | | 7 | 273 | 264 | 609 | 560 | | 7 | 10 | 8 | 10 | 8 |
| 1 to 4 years..... | 2,906 | 2,903 | 2,845 | 2,850 | 61 | 53 | 910 | 906 | 1,898 | 1,901 | 61 | 53 | 97 | 43 | 97 | 43 |
| 5 to 9 years..... | 3,322 | 3,859 | 3,122 | 3,178 | 200 | 181 | 1,101 | 1,117 | 1,988 | 2,016 | 200 | 181 | 33 | 45 | 33 | 45 |
| 10 to 14 years..... | 2,708 | 2,879 | 2,383 | 2,480 | 325 | 399 | 944 | 948 | 1,416 | 1,493 | 325 | 399 | 23 | 39 | 23 | 39 |
| 15 to 19 years..... | 2,957 | 3,244 | 2,295 | 2,369 | 662 | 875 | 1,007 | 999 | 1,245 | 1,322 | 661 | 875 | 44 | 48 | 44 | 48 |
| 20 to 24 years..... | 3,518 | 4,001 | 2,291 | 2,519 | 1,227 | 1,482 | 996 | 996 | 1,231 | 1,422 | 1,223 | 1,482 | 68 | 101 | 64 | 101 |
| 25 to 29 years..... | 3,934 | 3,811 | 2,195 | 2,326 | 1,739 | 1,485 | 952 | 903 | 1,162 | 1,342 | 1,720 | 1,485 | 100 | 81 | 83 | 81 |
| 30 to 34 years..... | 3,576 | 3,150 | 1,799 | 1,807 | 1,777 | 1,343 | 839 | 773 | 909 | 981 | 1,764 | 1,343 | 64 | 53 | 52 | 53 |
| 35 to 44 years..... | 5,416 | 4,949 | 2,790 | 2,931 | 2,626 | 2,018 | 1,401 | 1,349 | 1,324 | 1,475 | 2,599 | 2,016 | 92 | 109 | 67 | 109 |
| 45 to 54 years..... | 3,240 | 3,137 | 1,692 | 1,727 | 1,548 | 1,410 | 1,143 | 1,133 | 493 | 588 | 1,409 | 1,409 | 70 | 57 | 58 | 57 |
| 55 to 64 years..... | 1,765 | 1,966 | 886 | 1,028 | 879 | 938 | 726 | 863 | 137 | 187 | 876 | 938 | 30 | 28 | 28 | 28 |
| 65 years and over..... | 1,008 | 1,344 | 575 | 756 | 433 | 588 | 526 | 681 | 37 | 55 | 433 | 588 | 12 | 20 | 12 | 20 |
| Age unknown..... | 189 | 33 | 124 | 23 | 15 | 10 | 115 | 20 | 4 | 2 | 15 | 10 | 5 | 1 | 5 | 1 |
| Brockton, Mass. | 19,933 | 20,130 | 15,275 | 15,304 | 4,658 | 4,826 | 9,552 | 9,509 | 5,572 | 5,641 | 4,609 | 4,824 | 200 | 156 | 154 | 156 |
| Under 1 year..... | 441 | 380 | 440 | 379 | 1 | 1 | 170 | 145 | 262 | 225 | 1 | 8 | 8 | 8 | 8 | 8 |
| 1 to 4 years..... | 1,624 | 1,522 | 1,604 | 1,498 | 20 | 24 | 694 | 649 | 893 | 841 | 20 | 24 | 17 | 9 | 17 | 9 |
| 5 to 9 years..... | 1,937 | 1,914 | 1,865 | 1,842 | 72 | 72 | 862 | 878 | 992 | 952 | 72 | 72 | 11 | 12 | 11 | 12 |
| 10 to 14 years..... | 1,636 | 1,667 | 1,482 | 1,518 | 154 | 149 | 776 | 776 | 690 | 721 | 154 | 149 | 16 | 22 | 16 | 22 |
| 15 to 19 years..... | 1,568 | 1,566 | 1,285 | 1,252 | 283 | 314 | 738 | 713 | 491 | 524 | 281 | 314 | 8 | 15 | 6 | 15 |
| 20 to 24 years..... | 1,909 | 1,988 | 1,335 | 1,301 | 574 | 687 | 847 | 841 | 469 | 488 | 563 | 686 | 30 | 23 | 17 | 23 |
| 25 to 29 years..... | 2,059 | 2,163 | 1,363 | 1,425 | 696 | 738 | 886 | 894 | 456 | 508 | 693 | 738 | 24 | 23 | 19 | 23 |
| 30 to 34 years..... | 1,953 | 1,889 | 1,276 | 1,242 | 677 | 647 | 855 | 806 | 406 | 425 | 669 | 647 | 23 | 11 | 16 | 11 |
| 35 to 44 years..... | 3,170 | 3,096 | 2,083 | 2,038 | 1,087 | 1,013 | 1,445 | 1,392 | 614 | 663 | 1,066 | 1,012 | 45 | 24 | 30 | 24 |
| 45 to 54 years..... | 1,931 | 1,923 | 1,351 | 1,366 | 1,390 | 1,367 | 1,104 | 1,093 | 237 | 263 | 379 | 357 | 11 | 5 | 10 | 5 |
| 55 to 64 years..... | 983 | 1,065 | 639 | 735 | 327 | 330 | 613 | 637 | 38 | 48 | 327 | 330 | 3 | 3 | 3 | 3 |
| 65 years and over..... | 623 | 905 | 460 | 624 | 163 | 231 | 439 | | | | | | | | | |

TABLE 9.—AGES BY PERIODS OF YEARS OF THE AGGREGATE POPULATION, CLASSIFIED BY SEX, GENERAL NATIVITY, AND COLOR, FOR CITIES HAVING 25,000 INHABITANTS OR MORE: 1900—Continued.

| CITIES AND AGE PERIODS. | AGGREGATE. | | NATIVE BORN. | | FOREIGN BORN. | | NATIVE WHITE—NATIVE PARENTS. | | NATIVE WHITE—FOREIGN PARENTS. | | FOREIGN WHITE. | | TOTAL COLORED. ¹ | | NEGRO. ² | |
|-------------------------|------------|-----------|--------------|-----------|---------------|-----------|------------------------------|-----------|-------------------------------|-----------|----------------|-----------|-----------------------------|-----------|---------------------|-----------|
| | Males. | Fe-males. | Males. | Fe-males. | Males. | Fe-males. | Males. | Fe-males. | Males. | Fe-males. | Males. | Fe-males. | Males. | Fe-males. | Males. | Fe-males. |
| Butte, Mont. | 18,171 | 12,299 | 11,475 | 8,785 | 6,696 | 3,514 | 5,306 | 3,675 | 6,021 | 4,996 | 6,424 | 3,508 | 420 | 120 | 134 | 114 |
| Under 1 year | 922 | 824 | 321 | 321 | 1 | 3 | 116 | 115 | 205 | 203 | 1 | 3 | | 3 | | 3 |
| 1 to 4 years | 1,151 | 1,179 | 1,123 | 1,157 | 28 | 22 | 412 | 402 | 705 | 749 | 28 | 22 | 6 | 6 | 5 | 6 |
| 5 to 9 years | 1,276 | 1,251 | 1,235 | 1,209 | 41 | 42 | 454 | 416 | 776 | 786 | 41 | 42 | 5 | 7 | 5 | 7 |
| 10 to 14 years | 954 | 982 | 850 | 878 | 104 | 104 | 397 | 353 | 545 | 521 | 104 | 102 | 8 | 6 | 8 | 3 |
| 15 to 19 years | 656 | 661 | 572 | 572 | 175 | 195 | 303 | 297 | 348 | 469 | 173 | 195 | 12 | 6 | 6 | 6 |
| 20 to 24 years | 1,723 | 1,575 | 1,197 | 1,084 | 536 | 541 | 498 | 451 | 631 | 569 | 576 | 538 | 18 | 17 | 4 | 15 |
| 25 to 29 years | 2,581 | 1,738 | 1,502 | 1,122 | 1,079 | 616 | 714 | 471 | 774 | 632 | 1,065 | 616 | 28 | 19 | 11 | 19 |
| 30 to 34 years | 2,325 | 1,835 | 1,508 | 1,077 | 1,317 | 578 | 712 | 357 | 764 | 431 | 1,271 | 578 | 78 | 19 | 32 | 19 |
| 35 to 44 years | 4,070 | 1,731 | 1,995 | 862 | 2,076 | 769 | 1,036 | 460 | 921 | 476 | 1,967 | 768 | 146 | 27 | 37 | 25 |
| 45 to 54 years | 1,508 | 688 | 651 | 324 | 847 | 364 | 375 | 193 | 266 | 123 | 781 | 364 | 86 | 8 | 19 | 8 |
| 55 to 64 years | 558 | 325 | 225 | 132 | 333 | 193 | 59 | 41 | 69 | 26 | 311 | 193 | 25 | 1 | 3 | 1 |
| 65 years and over | 163 | 181 | 76 | 49 | 87 | 52 | 59 | 41 | 7 | 7 | 83 | 82 | 7 | 1 | 3 | 1 |
| Age unknown | 204 | 23 | 181 | 18 | 28 | 8 | 177 | 14 | 3 | 4 | 23 | 5 | 1 | | 1 | |
| Cambridge, Mass. .. | 44,477 | 47,409 | 30,372 | 31,048 | 14,105 | 16,361 | 12,688 | 12,532 | 16,030 | 16,701 | 13,795 | 16,129 | 1,964 | 2,047 | 1,845 | 2,043 |
| Under 1 year | 1,079 | 1,044 | 1,071 | 1,037 | 8 | 7 | 264 | 259 | 748 | 734 | 8 | 7 | 59 | 44 | 59 | 44 |
| 1 to 4 years | 3,747 | 3,772 | 3,672 | 3,691 | 75 | 81 | 976 | 990 | 2,530 | 2,527 | 71 | 80 | 170 | 175 | 170 | 175 |
| 5 to 9 years | 4,071 | 4,272 | 3,842 | 4,014 | 229 | 258 | 1,071 | 1,132 | 2,601 | 2,691 | 226 | 250 | 173 | 199 | 173 | 199 |
| 10 to 14 years | 3,671 | 3,760 | 3,126 | 3,305 | 445 | 455 | 976 | 1,040 | 2,007 | 2,114 | 442 | 445 | 146 | 161 | 145 | 161 |
| 15 to 19 years | 4,029 | 3,752 | 3,225 | 2,817 | 804 | 935 | 1,282 | 965 | 1,819 | 1,678 | 790 | 921 | 183 | 188 | 182 | 187 |
| 20 to 24 years | 5,260 | 5,328 | 3,783 | 3,058 | 1,477 | 2,270 | 1,910 | 1,056 | 1,718 | 1,796 | 1,448 | 2,235 | 184 | 241 | 169 | 240 |
| 25 to 29 years | 4,752 | 5,221 | 2,632 | 2,713 | 2,120 | 2,508 | 1,067 | 974 | 1,378 | 1,514 | 2,065 | 2,470 | 242 | 263 | 222 | 263 |
| 30 to 34 years | 4,036 | 4,121 | 1,994 | 2,055 | 2,042 | 2,066 | 844 | 866 | 995 | 1,053 | 1,987 | 2,045 | 210 | 157 | 184 | 157 |
| 35 to 44 years | 6,008 | 6,369 | 2,957 | 3,299 | 3,051 | 3,070 | 1,365 | 1,497 | 1,365 | 1,552 | 2,962 | 3,025 | 316 | 295 | 279 | 295 |
| 45 to 54 years | 3,970 | 4,591 | 2,031 | 2,378 | 1,939 | 2,213 | 1,246 | 1,516 | 623 | 716 | 1,899 | 2,181 | 202 | 178 | 191 | 176 |
| 55 to 64 years | 2,228 | 2,800 | 1,044 | 1,375 | 1,184 | 1,425 | 786 | 1,090 | 191 | 219 | 1,173 | 1,406 | 73 | 85 | 77 | 85 |
| 65 years and over | 1,387 | 2,265 | 726 | 1,229 | 661 | 1,036 | 653 | 1,030 | 47 | 103 | 656 | 1,027 | 31 | 55 | 30 | 55 |
| Age unknown | 339 | 114 | 269 | 77 | 70 | 37 | 248 | 67 | 8 | 4 | 68 | 37 | 15 | 6 | 14 | 6 |
| Camden, N. J. | 37,154 | 38,781 | 32,035 | 33,753 | 5,069 | 5,023 | 21,114 | 21,999 | 8,335 | 8,790 | 4,932 | 5,013 | 2,673 | 2,974 | 2,603 | 2,973 |
| Under 1 year | 802 | 835 | 802 | 833 | | 2 | 501 | 552 | 248 | 271 | | 2 | 53 | 60 | 53 | 60 |
| 1 to 4 years | 3,036 | 3,123 | 3,018 | 3,109 | 18 | 19 | 1,835 | 1,876 | 1,001 | 1,006 | 18 | 19 | 182 | 227 | 181 | 227 |
| 5 to 9 years | 3,773 | 3,895 | 3,728 | 3,839 | 45 | 56 | 2,246 | 2,276 | 1,243 | 1,308 | 45 | 56 | 239 | 255 | 237 | 255 |
| 10 to 14 years | 3,487 | 3,613 | 3,352 | 3,456 | 135 | 162 | 2,106 | 2,203 | 1,040 | 1,006 | 135 | 162 | 206 | 247 | 205 | 247 |
| 15 to 19 years | 3,189 | 3,302 | 2,969 | 3,279 | 220 | 323 | 1,996 | 2,135 | 774 | 837 | 219 | 321 | 200 | 309 | 200 | 308 |
| 20 to 24 years | 3,386 | 3,771 | 3,024 | 3,332 | 362 | 439 | 2,032 | 2,174 | 733 | 825 | 360 | 439 | 261 | 333 | 258 | 333 |
| 25 to 29 years | 3,372 | 3,538 | 2,906 | 3,006 | 466 | 532 | 1,580 | 1,876 | 788 | 829 | 459 | 531 | 269 | 302 | 264 | 302 |
| 30 to 34 years | 3,157 | 3,327 | 2,557 | 2,732 | 600 | 595 | 1,676 | 1,724 | 663 | 744 | 589 | 591 | 229 | 268 | 219 | 268 |
| 35 to 44 years | 5,592 | 5,503 | 4,321 | 4,398 | 1,271 | 1,105 | 2,792 | 2,846 | 1,100 | 1,136 | 1,237 | 1,104 | 463 | 417 | 436 | 417 |
| 45 to 54 years | 3,759 | 3,660 | 2,313 | 2,356 | 946 | 804 | 2,047 | 2,045 | 512 | 524 | 925 | 804 | 275 | 287 | 261 | 287 |
| 55 to 64 years | 2,232 | 2,223 | 1,635 | 1,666 | 617 | 557 | 1,264 | 1,327 | 200 | 200 | 610 | 556 | 172 | 140 | 166 | 140 |
| 65 years and over | 1,213 | 1,521 | 842 | 1,106 | 371 | 415 | 633 | 920 | 96 | 97 | 369 | 414 | 65 | 90 | 65 | 90 |
| Age unknown | 136 | 110 | 118 | 91 | 18 | 19 | 56 | 45 | 5 | 7 | 16 | 19 | 59 | 39 | 53 | 39 |
| Canton, Ohio. | 15,094 | 15,573 | 12,911 | 13,738 | 2,183 | 1,835 | 3,780 | 9,119 | 4,052 | 4,562 | 2,180 | 1,832 | 82 | 60 | 78 | 57 |
| Under 1 year | 286 | 299 | 286 | 299 | | | 212 | 201 | 74 | 96 | | | | 2 | | 2 |
| 1 to 4 years | 1,207 | 1,199 | 1,203 | 1,198 | 4 | 1 | 339 | 333 | 359 | 361 | 4 | 1 | 5 | 4 | 4 | 4 |
| 5 to 9 years | 1,584 | 1,621 | 1,558 | 1,609 | 26 | 12 | 1,045 | 1,096 | 505 | 505 | 26 | 12 | 8 | 7 | 8 | 7 |
| 10 to 14 years | 1,453 | 1,514 | 1,338 | 1,449 | 65 | 65 | 927 | 950 | 457 | 492 | 65 | 65 | 4 | 8 | 4 | 6 |
| 15 to 19 years | 1,434 | 1,574 | 1,320 | 1,482 | 114 | 92 | 886 | 978 | 423 | 494 | 114 | 92 | 11 | 10 | 11 | 10 |
| 20 to 24 years | 1,488 | 1,677 | 1,332 | 1,529 | 156 | 148 | 908 | 1,015 | 414 | 513 | 156 | 148 | 10 | 1 | 10 | 1 |
| 25 to 29 years | 1,435 | 1,616 | 1,258 | 1,443 | 177 | 173 | 858 | 962 | 392 | 479 | 177 | 173 | 8 | 2 | 8 | 2 |
| 30 to 34 years | 1,243 | 1,260 | 1,054 | 1,064 | 189 | 196 | 681 | 666 | 371 | 393 | 188 | 194 | 3 | 7 | 2 | 6 |
| 35 to 44 years | 2,107 | 2,025 | 1,651 | 1,686 | 456 | 339 | 1,085 | 1,021 | 547 | 654 | 455 | 338 | 20 | 12 | 19 | 12 |
| 45 to 54 years | 1,536 | 1,400 | 1,043 | 1,075 | 488 | 325 | 730 | 721 | 309 | 351 | 437 | 325 | 10 | 3 | 9 | 3 |
| 55 to 64 years | 370 | 849 | 550 | 589 | 320 | 260 | 399 | 413 | 149 | 174 | 320 | 260 | 2 | 2 | 2 | 2 |
| 65 years and over | 435 | 528 | 250 | 305 | 185 | 223 | 200 | 255 | 49 | 48 | 185 | 223 | 1 | 2 | 1 | 2 |
| Age unknown | 16 | 11 | 13 | 10 | 3 | 1 | 10 | 8 | 3 | 2 | 3 | 1 | | | | |
| Cedar Rapids, Iowa. | 12,579 | 13,077 | 10,343 | 10,835 | 2,235 | 2,242 | 6,486 | 6,419 | 3,755 | 4,293 | 2,235 | 2,238 | 103 | 127 | 103 | 127 |
| Under 1 year | 216 | 285 | 216 | 285 | | | 127 | 170 | 88 | 111 | | | | 4 | | 4 |
| 1 to 4 years | 987 | 965 | 982 | 964 | 5 | 1 | 564 | 527 | 411 | 426 | 5 | 1 | 7 | 11 | 7 | 11 |
| 5 to 9 years | 1,287 | 1,339 | 1,271 | 1,331 | 16 | 8 | 677 | 713 | 588 | 607 | 16 | 8 | 6 | 11 | 6 | 11 |
| 10 to 14 years | 1,231 | 1,211 | 1,187 | 1,170 | 44 | 41 | 614 | 607 | 564 | 550 | 44 | 41 | 9 | 13 | 9 | 13 |
| 15 to 19 years | 1,164 | 1,396 | 1,065 | 1,249 | 99 | 147 | 585 | 635 | 472 | 601 | 99 | 147 | 8 | 13 | 8 | 13 |
| 20 to 24 years | 1,228 | 1,469 | 1,062 | 1,248 | 166 | 221 | 652 | 650 | 398 | 588 | 166 | 221 | 12 | 10 | 12 | 10 |
| 25 to 29 years | 1,161 | 1,298 | 947 | 1,054 | 214 | 244 | 588 | 616 | 351 | 429 | 214 | 243 | 8 | 10 | 8 | 10 |
| 30 to 34 years | 1,068 | 1,081 | 818 | 840 | 250 | 241 | 562 | 501 | 250 | 328 | 250 | 240 | 6 | 12 | 6 | 12 |
| 35 to 44 years | 1,835 | 1,784 | 1,303 | 1,294 | 532 | 490 | 896 | 850 | 337 | 423 | 532 | 489 | 20 | 22 | 20 | 22 |
| 45 to 54 years | 1,321 | 1,095 | 839 | 694 | 482 | 401 | 651 | 542 | 170 | 140 | 481 | 401 | 19 | 12 | 19 | 12 |
| 55 to 64 years | 617 | 613 | 372 | 373 | 245 | 240 | 321 | 326 | 46 | 45 | 245 | 239 | 5 | 3 | 5 | 3 |
| 65 years and over | 432 | 524 | 254 | 318 | 178 | 206 | 224 | 269 | 43 | 43 | 178 | 206 | 2 | 6 | 2 | 6 |
| Age unknown | 32 | 17 | 27 | 15 | 5 | 2 | 25 | 13 | 2 | 2 | 5 | 2 | | | | |
| Charleston, S. C. .. | 25,592 | 30,215 | 24,213 | 28,997 | 1,374 | 1,213 | 7,845 | 8,636 | 2,422 | 2,811 | 1,315 | 1,209 | 14,010 | 17,559 | 13,970 | |

TABLE 9.—AGES BY PERIODS OF YEARS OF THE AGGREGATE POPULATION, CLASSIFIED BY SEX, GENERAL NATIVITY, AND COLOR, FOR CITIES HAVING 25,000 INHABITANTS OR MORE: 1900—Continued.

| CITIES AND AGE PERIODS. | AGGREGATE. | | NATIVE BORN. | | FOREIGN BORN. | | NATIVE WHITE—NATIVE PARENTS. | | NATIVE WHITE—FOREIGN PARENTS. | | FOREIGN WHITE. | | TOTAL COLORED. ¹ | | NEGRO. ² | |
|-------------------------|------------|-----------|--------------|-----------|---------------|-----------|------------------------------|-----------|-------------------------------|-----------|----------------|-----------|-----------------------------|-----------|---------------------|-----------|
| | Males. | Fe-males. | Males. | Fe-males. | Males. | Fe-males. | Males. | Fe-males. | Males. | Fe-males. | Males. | Fe-males. | Males. | Fe-males. | Males. | Fe-males. |
| Chattanooga, Tenn. | 15,142 | 15,012 | 14,560 | 14,600 | 582 | 412 | 7,064 | 6,767 | 1,087 | 1,123 | 580 | 411 | 6,411 | 6,711 | 6,411 | 6,711 |
| Under 1 year..... | 268 | 287 | 263 | 286 | | 1 | 145 | 187 | 14 | 14 | | 1 | 104 | 135 | 104 | 135 |
| 1 to 4 years..... | 1,106 | 1,051 | 1,105 | 1,051 | | | 608 | 541 | 70 | 79 | | | 427 | 431 | 427 | 431 |
| 5 to 9 years..... | 1,474 | 1,415 | 1,466 | 1,406 | 8 | 9 | 713 | 675 | 111 | 111 | 8 | 9 | 642 | 620 | 642 | 620 |
| 10 to 14 years..... | 1,420 | 1,396 | 1,402 | 1,384 | 18 | 12 | 616 | 605 | 108 | 116 | 18 | 12 | 678 | 663 | 678 | 663 |
| 15 to 19 years..... | 1,421 | 1,566 | 1,399 | 1,553 | 22 | 18 | 661 | 706 | 110 | 120 | 22 | 18 | 628 | 727 | 628 | 727 |
| 20 to 24 years..... | 1,873 | 2,110 | 1,841 | 2,081 | 32 | 29 | 896 | 904 | 144 | 147 | 32 | 29 | 801 | 1,080 | 801 | 1,080 |
| 25 to 29 years..... | 1,651 | 1,781 | 1,614 | 1,693 | 37 | 38 | 780 | 736 | 121 | 128 | 37 | 38 | 713 | 829 | 713 | 829 |
| 30 to 34 years..... | 1,404 | 1,270 | 1,349 | 1,229 | 55 | 41 | 638 | 544 | 117 | 107 | 55 | 41 | 594 | 578 | 594 | 578 |
| 35 to 44 years..... | 2,190 | 1,954 | 2,066 | 1,877 | 124 | 77 | 951 | 889 | 168 | 177 | 123 | 76 | 948 | 862 | 948 | 862 |
| 45 to 54 years..... | 1,254 | 1,187 | 1,124 | 1,065 | 130 | 72 | 574 | 532 | 78 | 80 | 130 | 72 | 472 | 463 | 472 | 463 |
| 55 to 64 years..... | 662 | 664 | 567 | 602 | 95 | 62 | 293 | 361 | 33 | 27 | 94 | 62 | 242 | 214 | 242 | 214 |
| 65 years and over..... | 322 | 381 | 263 | 323 | 59 | 58 | 143 | 173 | 13 | 17 | 59 | 58 | 107 | 133 | 107 | 133 |
| Age unknown..... | 102 | 50 | 101 | 50 | 1 | | 46 | 14 | | | 1 | | 55 | 36 | 55 | 36 |
| Chelsea, Mass..... | 16,758 | 17,314 | 11,358 | 11,511 | 5,400 | 5,803 | 5,394 | 5,394 | 5,732 | 5,802 | 5,293 | 5,736 | 399 | 382 | 349 | 382 |
| Under 1 year..... | 402 | 401 | 398 | 399 | 4 | 2 | 87 | 103 | 300 | 288 | 4 | 2 | 11 | 8 | 10 | 8 |
| 1 to 4 years..... | 1,489 | 1,459 | 1,445 | 1,405 | 44 | 54 | 347 | 332 | 1,065 | 996 | 43 | 51 | 94 | 80 | 93 | 80 |
| 5 to 9 years..... | 1,718 | 1,704 | 1,578 | 1,562 | 140 | 142 | 462 | 429 | 1,088 | 1,100 | 138 | 142 | 90 | 89 | 80 | 93 |
| 10 to 14 years..... | 1,389 | 1,454 | 1,181 | 1,184 | 238 | 270 | 380 | 401 | 727 | 756 | 236 | 266 | 26 | 31 | 26 | 31 |
| 15 to 19 years..... | 1,327 | 1,403 | 1,013 | 985 | 314 | 418 | 439 | 426 | 549 | 532 | 311 | 408 | 28 | 37 | 25 | 37 |
| 20 to 24 years..... | 1,536 | 1,403 | 1,411 | 1,011 | 562 | 770 | 442 | 489 | 507 | 496 | 551 | 768 | 86 | 35 | 80 | 98 |
| 25 to 29 years..... | 1,634 | 1,732 | 1,421 | 1,423 | 831 | 851 | 403 | 418 | 383 | 436 | 807 | 844 | 41 | 34 | 37 | 34 |
| 30 to 34 years..... | 1,421 | 1,423 | 681 | 727 | 740 | 701 | 378 | 368 | 285 | 330 | 726 | 696 | 32 | 34 | 28 | 34 |
| 35 to 44 years..... | 2,370 | 2,359 | 1,201 | 1,269 | 1,169 | 1,090 | 699 | 674 | 467 | 546 | 1,126 | 1,076 | 73 | 68 | 52 | 68 |
| 45 to 54 years..... | 1,561 | 1,588 | 891 | 911 | 670 | 677 | 636 | 669 | 220 | 214 | 661 | 670 | 44 | 35 | 41 | 35 |
| 55 to 64 years..... | 1,151 | 1,122 | 725 | 630 | 426 | 492 | 605 | 528 | 93 | 82 | 423 | 489 | 30 | 28 | 29 | 23 |
| 65 years and over..... | 759 | 869 | 497 | 588 | 262 | 351 | 444 | 498 | 47 | 26 | 261 | 329 | 7 | 16 | 6 | 16 |
| Age unknown..... | 21 | 14 | 13 | 9 | 8 | 5 | 12 | 9 | 1 | | 6 | 5 | 2 | | 2 | |
| Chester, Pa..... | 16,959 | 17,029 | 14,353 | 14,561 | 2,606 | 2,468 | 7,917 | 8,056 | 4,195 | 4,352 | 2,574 | 2,463 | 2,273 | 2,158 | 2,245 | 2,158 |
| Under 1 year..... | 351 | 361 | 351 | 360 | | 1 | 197 | 210 | 120 | 110 | | 1 | 34 | 40 | 34 | 40 |
| 1 to 4 years..... | 1,352 | 1,371 | 1,345 | 1,363 | 7 | 8 | 772 | 747 | 424 | 454 | 7 | 8 | 149 | 162 | 149 | 162 |
| 5 to 9 years..... | 1,743 | 1,769 | 1,716 | 1,745 | 27 | 24 | 975 | 990 | 553 | 553 | 27 | 24 | 188 | 202 | 188 | 202 |
| 10 to 14 years..... | 1,468 | 1,679 | 1,418 | 1,606 | 50 | 73 | 777 | 896 | 443 | 505 | 50 | 73 | 198 | 205 | 198 | 205 |
| 15 to 19 years..... | 1,586 | 1,599 | 1,475 | 1,491 | 111 | 108 | 857 | 821 | 457 | 429 | 110 | 107 | 162 | 242 | 162 | 242 |
| 20 to 24 years..... | 1,836 | 1,806 | 1,616 | 1,596 | 220 | 210 | 860 | 849 | 458 | 488 | 216 | 210 | 302 | 264 | 293 | 264 |
| 25 to 29 years..... | 1,648 | 1,701 | 1,373 | 1,445 | 275 | 256 | 698 | 747 | 419 | 467 | 270 | 256 | 261 | 231 | 256 | 231 |
| 30 to 34 years..... | 1,494 | 1,318 | 1,189 | 1,043 | 305 | 275 | 596 | 519 | 352 | 348 | 303 | 275 | 243 | 176 | 241 | 176 |
| 35 to 44 years..... | 2,551 | 2,245 | 1,922 | 1,759 | 629 | 486 | 970 | 915 | 575 | 540 | 615 | 483 | 391 | 307 | 379 | 307 |
| 45 to 54 years..... | 1,477 | 1,508 | 1,061 | 1,120 | 416 | 388 | 596 | 652 | 260 | 276 | 412 | 387 | 209 | 193 | 206 | 193 |
| 55 to 64 years..... | 911 | 1,008 | 580 | 636 | 331 | 372 | 390 | 429 | 92 | 126 | 329 | 372 | 100 | 81 | 98 | 81 |
| 65 years and over..... | 527 | 654 | 296 | 393 | 231 | 261 | 223 | 281 | 40 | 61 | 281 | 361 | 33 | 51 | 33 | 51 |
| Age unknown..... | 15 | 10 | 11 | 4 | 4 | 6 | 6 | | 2 | | 4 | 6 | 3 | 4 | 3 | 4 |
| Chicago, Ill..... | 863,408 | 835,167 | 555,558 | 555,905 | 307,850 | 279,262 | 181,670 | 172,709 | 358,023 | 369,318 | 306,400 | 279,020 | 17,315 | 14,120 | 16,073 | 14,077 |
| Under 1 year..... | 19,894 | 19,481 | 19,817 | 19,412 | 77 | 69 | 4,987 | 4,923 | 14,682 | 14,311 | 77 | 69 | 148 | 178 | 148 | 178 |
| 1 to 4 years..... | 75,569 | 75,411 | 74,688 | 74,573 | 886 | 838 | 17,875 | 17,706 | 56,149 | 56,229 | 885 | 837 | 660 | 689 | 655 | 638 |
| 5 to 9 years..... | 93,351 | 94,044 | 89,798 | 90,523 | 3,553 | 3,521 | 20,841 | 20,620 | 68,220 | 69,106 | 3,545 | 3,515 | 745 | 803 | 785 | 801 |
| 10 to 14 years..... | 79,356 | 80,994 | 69,706 | 71,436 | 6,650 | 6,508 | 16,695 | 17,036 | 62,352 | 63,607 | 9,648 | 9,501 | 756 | 850 | 752 | 846 |
| 15 to 19 years..... | 69,847 | 77,013 | 54,241 | 58,254 | 15,606 | 18,759 | 14,554 | 15,415 | 38,665 | 41,835 | 15,580 | 18,741 | 1,048 | 1,022 | 1,026 | 1,021 |
| 20 to 24 years..... | 73,592 | 87,447 | 51,801 | 56,423 | 25,791 | 31,024 | 17,221 | 17,923 | 32,672 | 36,643 | 26,700 | 30,991 | 1,999 | 1,890 | 1,917 | 1,878 |
| 25 to 29 years..... | 87,433 | 87,364 | 50,861 | 51,941 | 36,622 | 35,423 | 18,579 | 17,512 | 29,750 | 32,267 | 36,468 | 35,379 | 2,691 | 2,206 | 2,555 | 2,202 |
| 30 to 34 years..... | 86,506 | 76,647 | 42,038 | 39,288 | 44,468 | 37,358 | 16,956 | 14,408 | 22,687 | 28,176 | 44,170 | 37,323 | 2,713 | 1,745 | 2,492 | 1,741 |
| 35 to 44 years..... | 140,337 | 115,149 | 59,133 | 52,934 | 81,509 | 62,155 | 25,494 | 20,949 | 30,264 | 29,400 | 80,948 | 62,090 | 3,996 | 2,710 | 3,500 | 2,706 |
| 45 to 54 years..... | 79,430 | 63,740 | 25,070 | 22,831 | 35,360 | 40,809 | 14,269 | 12,443 | 9,331 | 9,299 | 48,103 | 40,791 | 1,727 | 1,207 | 1,506 | 1,205 |
| 55 to 64 years..... | 35,990 | 33,883 | 10,420 | 10,366 | 23,497 | 23,497 | 7,519 | 7,458 | 2,420 | 2,424 | 25,514 | 23,491 | 1,587 | 495 | 499 | 494 |
| 65 years and over..... | 19,432 | 22,261 | 5,120 | 6,257 | 14,312 | 16,004 | 4,133 | 5,073 | 742 | 873 | 14,306 | 15,997 | 201 | 315 | 198 | 315 |
| Age unknown..... | 3,261 | 1,733 | 2,755 | 1,456 | 476 | 297 | 2,587 | 1,250 | 109 | 148 | 471 | 295 | 94 | 60 | 90 | 60 |
| Cincinnati, Ohio... | 157,140 | 168,762 | 128,770 | 139,171 | 28,370 | 29,591 | 55,679 | 58,021 | 65,969 | 73,848 | 28,320 | 29,567 | 7,172 | 7,326 | 7,156 | 7,326 |
| Under 1 year..... | 3,020 | 3,039 | 3,020 | 3,038 | | 1 | 1,894 | 1,855 | 1,018 | 1,055 | | 1 | 108 | 128 | 108 | 128 |
| 1 to 4 years..... | 11,895 | 11,867 | 11,870 | 11,838 | 25 | 29 | 7,279 | 7,167 | 4,223 | 4,279 | 25 | 29 | 368 | 392 | 368 | 392 |
| 5 to 9 years..... | 16,284 | 15,889 | 16,163 | 15,755 | 121 | 134 | 9,095 | 8,844 | 6,568 | 6,394 | 120 | 134 | 501 | 517 | 501 | 517 |
| 10 to 14 years..... | 15,334 | 15,271 | 14,978 | 14,890 | 356 | 381 | 7,637 | 7,632 | 6,774 | 6,722 | 355 | 380 | 518 | 537 | 518 | 537 |
| 15 to 19 years..... | 14,888 | 16,354 | 14,123 | 15,461 | 765 | 893 | 6,352 | 6,989 | 7,246 | 7,849 | 765 | 891 | 525 | 625 | 525 | 625 |
| 20 to 24 years..... | 16,487 | 18,327 | 14,174 | 16,661 | 1,313 | 1,666 | 5,290 | 6,146 | 8,216 | 9,534 | 1,807 | 1,663 | 734 | 984 | 734 | 984 |
| 25 to 29 years..... | 14,702 | 17,122 | 12,904 | 15,141 | 1,798 | 1,981 | 4,088 | 4,632 | 7,399 | 9,498 | 1,796 | 1,975 | 919 | 1,017 | 918 | 1,017 |
| 30 to 34 years..... | 13,940 | 14,638 | 11,487 | 12,419 | 2,453 | 2,219 | 3,440 | 3,540 | 7,209 | 8,084 | 2,448 | 2,218 | 843 | 796 | 841 | 796 |
| 35 to 44 years..... | 23,559 | 23,882 | 17,387 | 18,938 | 6,172 | 4,944 | 4,842 | 4,860 | 11,122 | 12,896 | 6,158 | 4,989 | 1,437 | 1,187 | 1,432 | 1,187 |
| 45 to 54 years..... | 14,204 | 15,239 | 8,118 | 9,287 | 6,086 | 5,952 | 3,060 | 3,209 | 4,285 | 5,438 | 6,073 | 5,950 | 786 | 642 | 782 | 642 |
| 55 to 64 years..... | 8,129 | 9,556 | 3,055 | | | | | | | | | | | | | |

TABLE 9.—AGES BY PERIODS OF YEARS OF THE AGGREGATE POPULATION, CLASSIFIED BY SEX, GENERAL NATIVITY, AND COLOR, FOR CITIES HAVING 25,000 INHABITANTS OR MORE: 1900—Continued.

| CITIES AND AGE PERIODS. | AGGREGATE. | | NATIVE BORN. | | FOREIGN BORN. | | NATIVE WHITE—NATIVE PARENTS. | | NATIVE WHITE—FOREIGN PARENTS. | | FOREIGN WHITE. | | TOTAL COLORED. ¹ | | NEGRO. ² | |
|-------------------------|------------|-----------|--------------|-----------|---------------|-----------|------------------------------|-----------|-------------------------------|-----------|----------------|-----------|-----------------------------|-----------|---------------------|-----------|
| | Males. | Fe-males. | Males. | Fe-males. | Males. | Fe-males. | Males. | Fe-males. | Males. | Fe-males. | Males. | Fe-males. | Males. | Fe-males. | Males. | Fe-males. |
| Columbus, Ohio... | 63,301 | 62,259 | 56,833 | 56,399 | 6,468 | 5,860 | 37,911 | 37,125 | 14,613 | 15,394 | 6,444 | 5,848 | 4,333 | 3,892 | 4,811 | 3,890 |
| Under 1 year..... | 961 | 1,006 | 959 | 1,006 | 2 | | 706 | 738 | 200 | 213 | 2 | | 53 | 55 | 53 | 55 |
| 1 to 4 years..... | 4,124 | 4,039 | 4,109 | 4,030 | 15 | 9 | 2,899 | 2,831 | 969 | 974 | 15 | 9 | 241 | 225 | 241 | 225 |
| 5 to 9 years..... | 5,691 | 5,623 | 5,555 | 5,589 | 36 | 34 | 3,851 | 3,750 | 1,419 | 1,479 | 36 | 34 | 235 | 260 | 234 | 260 |
| 10 to 14 years..... | 5,481 | 5,508 | 5,350 | 5,410 | 131 | 98 | 3,633 | 3,666 | 1,400 | 1,400 | 129 | 98 | 319 | 324 | 317 | 324 |
| 15 to 19 years..... | 5,810 | 5,897 | 5,596 | 5,673 | 214 | 224 | 3,754 | 3,803 | 1,478 | 1,451 | 213 | 223 | 365 | 420 | 365 | 419 |
| 20 to 24 years..... | 6,942 | 7,101 | 6,534 | 6,639 | 408 | 462 | 4,273 | 4,430 | 1,665 | 1,741 | 406 | 461 | 598 | 469 | 594 | 469 |
| 25 to 29 years..... | 6,636 | 6,630 | 6,139 | 6,169 | 497 | 461 | 3,900 | 3,841 | 1,673 | 1,841 | 493 | 461 | 570 | 487 | 565 | 487 |
| 30 to 34 years..... | 5,998 | 5,762 | 5,323 | 5,184 | 675 | 578 | 3,359 | 3,182 | 1,523 | 1,655 | 673 | 575 | 458 | 350 | 437 | 350 |
| 35 to 44 years..... | 9,658 | 9,124 | 8,234 | 8,093 | 1,424 | 1,085 | 4,978 | 4,726 | 2,531 | 2,751 | 1,416 | 1,082 | 733 | 565 | 723 | 565 |
| 45 to 64 years..... | 6,041 | 5,629 | 4,716 | 4,592 | 1,325 | 1,037 | 3,159 | 3,070 | 1,171 | 1,193 | 1,321 | 1,035 | 390 | 331 | 383 | 331 |
| 55 to 64 years..... | 3,249 | 3,452 | 2,313 | 2,492 | 936 | 960 | 1,698 | 1,821 | 420 | 501 | 935 | 959 | 196 | 171 | 196 | 170 |
| 65 years and over..... | 1,934 | 2,257 | 1,142 | 1,361 | 792 | 896 | 891 | 1,071 | 148 | 153 | 792 | 895 | 103 | 108 | 103 | 108 |
| Age unknown..... | 876 | 281 | 863 | 215 | 13 | 16 | 810 | 176 | 11 | 12 | 13 | 16 | 42 | 27 | 40 | 27 |
| Council Bluffs, Iowa | 13,180 | 12,622 | 11,262 | 10,817 | 1,918 | 1,805 | 7,793 | 7,193 | 3,355 | 3,518 | 1,915 | 1,805 | 137 | 106 | 134 | 106 |
| Under 1 year..... | 258 | 234 | 256 | 234 | 2 | | 162 | 164 | 93 | 69 | 2 | | 1 | 1 | 1 | 1 |
| 1 to 4 years..... | 1,031 | 1,127 | 1,027 | 1,125 | 4 | 2 | 666 | 714 | 354 | 406 | 4 | 2 | 7 | 5 | 7 | 5 |
| 5 to 9 years..... | 1,570 | 1,414 | 1,558 | 1,409 | 12 | 5 | 1,023 | 918 | 520 | 484 | 12 | 5 | 15 | 7 | 15 | 7 |
| 10 to 14 years..... | 1,334 | 1,365 | 1,299 | 1,334 | 35 | 31 | 876 | 858 | 409 | 470 | 35 | 31 | 14 | 6 | 14 | 6 |
| 15 to 19 years..... | 1,116 | 1,278 | 1,049 | 1,172 | 67 | 106 | 691 | 761 | 351 | 403 | 66 | 106 | 8 | 8 | 7 | 8 |
| 20 to 24 years..... | 1,197 | 1,350 | 1,063 | 1,167 | 134 | 183 | 712 | 765 | 340 | 392 | 133 | 183 | 12 | 10 | 11 | 10 |
| 25 to 29 years..... | 1,204 | 1,161 | 1,045 | 975 | 159 | 186 | 736 | 615 | 294 | 340 | 159 | 186 | 15 | 20 | 15 | 20 |
| 30 to 34 years..... | 1,121 | 1,026 | 925 | 810 | 196 | 216 | 630 | 524 | 285 | 273 | 196 | 216 | 10 | 13 | 10 | 13 |
| 35 to 44 years..... | 1,903 | 1,689 | 1,409 | 1,270 | 494 | 419 | 962 | 821 | 426 | 435 | 494 | 419 | 21 | 14 | 21 | 14 |
| 45 to 64 years..... | 1,250 | 1,965 | 883 | 690 | 367 | 275 | 672 | 523 | 191 | 156 | 366 | 275 | 21 | 11 | 20 | 11 |
| 55 to 64 years..... | 664 | 583 | 425 | 374 | 239 | 209 | 376 | 313 | 44 | 57 | 239 | 209 | 5 | 4 | 5 | 4 |
| 65 years and over..... | 485 | 410 | 278 | 240 | 207 | 170 | 246 | 205 | 28 | 32 | 207 | 170 | 4 | 3 | 4 | 3 |
| Age unknown..... | 47 | 20 | 45 | 17 | 2 | 3 | 41 | 12 | | | 2 | 3 | 4 | 4 | 4 | 3 |
| Covington, Ky..... | 20,513 | 22,425 | 17,903 | 19,712 | 2,610 | 2,713 | 9,404 | 9,993 | 7,375 | 8,360 | 2,591 | 2,711 | 1,143 | 1,361 | 1,126 | 1,361 |
| Under 1 year..... | 424 | 424 | 424 | 424 | | | 307 | 320 | 101 | 92 | | | 16 | 12 | 16 | 12 |
| 1 to 4 years..... | 1,670 | 1,714 | 1,670 | 1,714 | | | 1,140 | 1,228 | 455 | 419 | | | 75 | 67 | 75 | 67 |
| 5 to 9 years..... | 2,281 | 2,219 | 2,275 | 2,216 | 6 | 3 | 1,476 | 1,395 | 702 | 729 | 6 | 3 | 97 | 129 | 97 | 129 |
| 10 to 14 years..... | 2,106 | 2,100 | 2,260 | 2,260 | 6 | 10 | 1,243 | 1,345 | 770 | 786 | 6 | 10 | 87 | 129 | 87 | 129 |
| 15 to 19 years..... | 2,054 | 2,239 | 2,012 | 2,244 | 42 | 55 | 1,046 | 1,190 | 853 | 908 | 41 | 55 | 114 | 146 | 113 | 146 |
| 20 to 24 years..... | 2,004 | 2,278 | 1,928 | 2,167 | 76 | 111 | 901 | 925 | 910 | 1,087 | 74 | 111 | 119 | 155 | 117 | 155 |
| 25 to 29 years..... | 1,918 | 2,099 | 1,806 | 1,979 | 112 | 120 | 717 | 746 | 965 | 1,031 | 110 | 118 | 126 | 154 | 125 | 154 |
| 30 to 34 years..... | 1,694 | 1,840 | 1,668 | 1,884 | 184 | 172 | 614 | 600 | 806 | 944 | 181 | 172 | 93 | 124 | 90 | 124 |
| 35 to 44 years..... | 2,821 | 3,062 | 2,312 | 2,683 | 509 | 379 | 869 | 947 | 1,239 | 1,517 | 502 | 379 | 211 | 219 | 205 | 219 |
| 45 to 64 years..... | 1,688 | 1,889 | 1,104 | 1,303 | 584 | 586 | 555 | 559 | 439 | 564 | 580 | 586 | 114 | 140 | 110 | 140 |
| 55 to 64 years..... | 1,048 | 1,305 | 485 | 657 | 563 | 643 | 317 | 421 | 102 | 161 | 563 | 643 | 66 | 75 | 66 | 75 |
| 65 years and over..... | 788 | 1,003 | 263 | 382 | 525 | 621 | 209 | 274 | 32 | 70 | 525 | 621 | 22 | 38 | 22 | 38 |
| Age unknown..... | 17 | 23 | 14 | 15 | 3 | 8 | 10 | 3 | 1 | 2 | 3 | 3 | 3 | 10 | 3 | 10 |
| Dallas, Tex..... | 21,215 | 21,423 | 19,239 | 20,018 | 1,976 | 1,405 | 12,279 | 12,139 | 2,787 | 3,025 | 1,948 | 1,397 | 4,201 | 4,862 | 4,178 | 4,857 |
| Under 1 year..... | 385 | 453 | 385 | 453 | | | 246 | 325 | 68 | 72 | | | 71 | 56 | 71 | 56 |
| 1 to 4 years..... | 1,644 | 1,582 | 1,642 | 1,579 | 2 | 3 | 1,041 | 994 | 308 | 285 | 2 | 3 | 293 | 300 | 292 | 299 |
| 5 to 9 years..... | 2,076 | 2,194 | 2,065 | 2,186 | 11 | 8 | 1,243 | 1,333 | 416 | 415 | 11 | 8 | 406 | 438 | 406 | 438 |
| 10 to 14 years..... | 1,960 | 2,093 | 1,926 | 2,065 | 34 | 28 | 1,173 | 1,211 | 346 | 399 | 34 | 28 | 407 | 455 | 407 | 455 |
| 15 to 19 years..... | 1,891 | 2,271 | 1,822 | 2,185 | 69 | 86 | 1,126 | 1,284 | 278 | 347 | 68 | 86 | 419 | 554 | 418 | 554 |
| 20 to 24 years..... | 2,275 | 2,745 | 2,157 | 2,606 | 118 | 139 | 1,349 | 1,464 | 251 | 386 | 118 | 137 | 557 | 758 | 557 | 756 |
| 25 to 29 years..... | 2,201 | 2,330 | 2,026 | 2,178 | 175 | 152 | 1,304 | 1,249 | 226 | 322 | 172 | 148 | 499 | 611 | 497 | 610 |
| 30 to 34 years..... | 1,912 | 1,800 | 1,682 | 1,626 | 280 | 174 | 1,107 | 955 | 200 | 230 | 224 | 172 | 381 | 443 | 377 | 443 |
| 35 to 44 years..... | 3,205 | 2,834 | 2,678 | 2,496 | 527 | 338 | 1,621 | 1,496 | 383 | 350 | 516 | 338 | 642 | 650 | 630 | 650 |
| 45 to 64 years..... | 2,033 | 1,655 | 1,608 | 1,413 | 425 | 242 | 1,124 | 959 | 269 | 149 | 419 | 242 | 292 | 305 | 289 | 304 |
| 55 to 64 years..... | 920 | 824 | 684 | 685 | 236 | 139 | 492 | 509 | 86 | 46 | 235 | 139 | 107 | 130 | 107 | 130 |
| 65 years and over..... | 454 | 506 | 315 | 411 | 139 | 95 | 244 | 301 | 23 | 24 | 139 | 95 | 48 | 86 | 48 | 86 |
| Age unknown..... | 259 | 136 | 249 | 135 | 10 | 1 | 169 | 59 | 1 | | 10 | 1 | 79 | 76 | 79 | 76 |
| Davenport, Iowa .. | 17,489 | 17,765 | 13,069 | 13,706 | 4,420 | 4,059 | 5,525 | 5,643 | 7,290 | 7,831 | 4,414 | 4,059 | 260 | 292 | 256 | 282 |
| Under 1 year..... | 355 | 348 | 355 | 348 | | | 180 | 188 | 172 | 155 | | | 3 | 5 | 3 | 5 |
| 1 to 4 years..... | 1,382 | 1,230 | 1,377 | 1,228 | 5 | 2 | 688 | 612 | 668 | 603 | 5 | 2 | 21 | 13 | 21 | 13 |
| 5 to 9 years..... | 1,849 | 1,802 | 1,829 | 1,772 | 20 | 30 | 859 | 823 | 956 | 931 | 20 | 30 | 14 | 19 | 14 | 18 |
| 10 to 14 years..... | 1,719 | 1,764 | 1,654 | 1,702 | 65 | 62 | 704 | 736 | 931 | 941 | 65 | 62 | 19 | 25 | 19 | 25 |
| 15 to 19 years..... | 1,497 | 1,598 | 1,375 | 1,447 | 122 | 151 | 523 | 649 | 828 | 878 | 121 | 151 | 25 | 20 | 24 | 20 |
| 20 to 24 years..... | 1,675 | 1,846 | 1,455 | 1,630 | 220 | 266 | 519 | 478 | 907 | 1,082 | 220 | 266 | 29 | 38 | 28 | 38 |
| 25 to 29 years..... | 1,617 | 1,727 | 1,308 | 1,449 | 309 | 278 | 421 | 413 | 861 | 998 | 306 | 278 | 29 | 38 | 22 | 32 |
| 30 to 34 years..... | 1,365 | 1,462 | 977 | 1,096 | 388 | 366 | 328 | 329 | 627 | 745 | 388 | 366 | 22 | 22 | 22 | 22 |
| 35 to 44 years..... | 2,383 | 2,333 | 1,485 | 1,634 | 898 | 699 | 514 | 538 | 922 | 1,059 | 898 | 699 | 49 | 37 | 49 | 37 |
| 45 to 64 years..... | 1,594 | 1,474 | 674 | 696 | 920 | 773 | 354 | 360 | 296 | 312 | 918 | 778 | 26 | 24 | 24 | 24 |
| 55 to 64 years..... | 1,005 | 1,016 | 289 | 311 | 716 | 705 | 195 | 228 | 78 | 77 | 716 | 705 | 16 | 6 | 16 | 6 |
| 65 years and over..... | 983 | 982 | 234 | 233 | 749 | 699 | 188 | 235 | 43 | 46 | 749 | 699 | 3 | 3 | 3 | 3 |
| Age unknown..... | 65 | 183 | 57 | 160 | 8 | 23 | 52 | 154 | 1 | 5 | 8 | 23 | 4 | 1 | 4 | 1 |
| Dayton, Ohio | 42,142 | 43,191 | 36,954 | 38,326 | 5,188 | 4,865 | 24,017 | 24,315 | 11,217 | 12,350 | 5,167 | 4,8 | | | | |

TABLE 9.—AGES BY PERIODS OF YEARS OF THE AGGREGATE POPULATION, CLASSIFIED BY SEX, GENERAL NATIVITY, AND COLOR, FOR CITIES HAVING 25,000 INHABITANTS OR MORE: 1900—Continued.

| CITIES AND AGE PERIODS. | AGGREGATE. | | NATIVE BORN. | | FOREIGN BORN. | | NATIVE WHITE—NATIVE PARENTS. | | NATIVE WHITE—FOREIGN PARENTS. | | FOREIGN WHITE. | | TOTAL COLORED. ¹ | | NEGRO. ² | |
|-------------------------|------------|-----------|--------------|-----------|---------------|-----------|------------------------------|-----------|-------------------------------|-----------|----------------|-----------|-----------------------------|-----------|---------------------|-----------|
| | Males. | Fe-males. | Males. | Fe-males. | Males. | Fe-males. | Males. | Fe-males. | Males. | Fe-males. | Males. | Fe-males. | Males. | Fe-males. | Males. | Fe-males. |
| Denver, Colo..... | 66,592 | 67,287 | 53,506 | 55,052 | 13,086 | 12,215 | 33,548 | 33,262 | 18,081 | 19,756 | 12,777 | 12,185 | 2,186 | 2,064 | 1,881 | 2,042 |
| Under 1 year..... | 1,192 | 1,069 | 1,189 | 1,065 | 3 | 4 | 634 | 551 | 532 | 487 | 3 | 4 | 23 | 27 | 23 | 27 |
| 1 to 4 years..... | 4,670 | 4,453 | 4,683 | 4,415 | 37 | 38 | 2,409 | 2,237 | 2,181 | 2,079 | 37 | 38 | 93 | 99 | 93 | 98 |
| 5 to 9 years..... | 6,395 | 6,558 | 6,277 | 6,443 | 118 | 115 | 3,369 | 3,456 | 2,760 | 2,837 | 118 | 115 | 148 | 150 | 148 | 149 |
| 10 to 14 years..... | 5,676 | 5,741 | 5,383 | 5,451 | 293 | 290 | 3,076 | 3,043 | 2,179 | 2,261 | 291 | 290 | 180 | 147 | 129 | 147 |
| 15 to 19 years..... | 4,993 | 5,322 | 4,649 | 5,257 | 444 | 565 | 2,675 | 2,675 | 1,750 | 2,078 | 442 | 563 | 126 | 182 | 123 | 180 |
| 20 to 24 years..... | 5,447 | 6,839 | 4,616 | 5,779 | 831 | 1,110 | 2,882 | 3,421 | 1,575 | 2,115 | 819 | 1,106 | 171 | 247 | 157 | 243 |
| 25 to 29 years..... | 5,961 | 6,999 | 4,802 | 5,476 | 1,159 | 1,523 | 2,983 | 3,240 | 1,590 | 1,975 | 1,149 | 1,523 | 239 | 261 | 225 | 260 |
| 30 to 34 years..... | 6,330 | 6,794 | 4,528 | 5,047 | 1,802 | 1,747 | 2,856 | 3,045 | 1,454 | 1,783 | 1,764 | 1,741 | 256 | 225 | 218 | 220 |
| 35 to 44 years..... | 11,788 | 10,381 | 8,027 | 7,879 | 3,761 | 3,002 | 5,182 | 4,891 | 2,466 | 2,625 | 3,643 | 2,996 | 497 | 369 | 385 | 368 |
| 45 to 54 years..... | 7,113 | 6,192 | 4,615 | 4,252 | 2,498 | 1,940 | 3,287 | 3,039 | 1,116 | 1,035 | 2,409 | 1,929 | 301 | 189 | 213 | 182 |
| 55 to 64 years..... | 3,606 | 3,435 | 2,271 | 2,266 | 1,395 | 1,169 | 1,794 | 1,838 | 384 | 356 | 1,300 | 1,163 | 123 | 73 | 95 | 73 |
| 65 years and over..... | 1,817 | 1,951 | 1,184 | 1,261 | 683 | 690 | 972 | 1,080 | 180 | 120 | 681 | 690 | 34 | 61 | 32 | 61 |
| Age unknown..... | 1,604 | 483 | 1,482 | 461 | 122 | 22 | 1,429 | 422 | 14 | 5 | 121 | 22 | 40 | 34 | 40 | 34 |
| Des Moines, Iowa.. | 30,953 | 31,186 | 26,817 | 27,376 | 4,136 | 3,810 | 19,018 | 19,169 | 6,925 | 7,412 | 4,128 | 3,808 | 882 | 797 | 878 | 797 |
| Under 1 year..... | 625 | 611 | 625 | 608 | | 3 | 459 | 439 | 159 | 165 | | 3 | 7 | 4 | 7 | 4 |
| 1 to 4 years..... | 2,295 | 2,261 | 2,285 | 2,254 | 10 | 7 | 1,525 | 1,480 | 716 | 732 | 10 | 7 | 44 | 42 | 44 | 42 |
| 5 to 9 years..... | 3,029 | 2,880 | 3,001 | 2,851 | 28 | 29 | 1,932 | 1,862 | 1,000 | 923 | 28 | 29 | 63 | 66 | 66 | 66 |
| 10 to 14 years..... | 2,741 | 2,763 | 2,660 | 2,691 | 81 | 72 | 1,740 | 1,750 | 854 | 874 | 81 | 72 | 66 | 67 | 66 | 67 |
| 15 to 19 years..... | 2,730 | 3,157 | 2,626 | 2,952 | 154 | 205 | 1,781 | 1,963 | 765 | 904 | 154 | 205 | 80 | 85 | 80 | 85 |
| 20 to 24 years..... | 3,263 | 3,704 | 2,968 | 3,281 | 295 | 423 | 2,060 | 2,240 | 798 | 925 | 292 | 422 | 113 | 117 | 111 | 117 |
| 25 to 29 years..... | 3,144 | 3,365 | 2,728 | 2,954 | 416 | 411 | 1,916 | 1,989 | 700 | 866 | 415 | 410 | 113 | 100 | 112 | 100 |
| 30 to 34 years..... | 2,656 | 2,748 | 2,133 | 2,250 | 473 | 468 | 1,556 | 1,578 | 540 | 631 | 472 | 468 | 88 | 71 | 88 | 71 |
| 35 to 44 years..... | 4,271 | 4,138 | 3,305 | 3,305 | 966 | 833 | 2,383 | 2,375 | 737 | 819 | 963 | 833 | 133 | 111 | 132 | 111 |
| 45 to 54 years..... | 3,034 | 4,138 | 2,218 | 3,305 | 816 | 536 | 1,749 | 1,657 | 375 | 337 | 816 | 596 | 94 | 75 | 94 | 75 |
| 55 to 64 years..... | 1,686 | 1,632 | 1,133 | 1,196 | 503 | 436 | 986 | 986 | 144 | 141 | 503 | 436 | 43 | 32 | 43 | 32 |
| 65 years and over..... | 1,215 | 1,160 | 829 | 840 | 336 | 320 | 722 | 733 | 84 | 89 | 386 | 320 | 23 | 18 | 23 | 18 |
| Age unknown..... | 214 | 102 | 206 | 95 | 8 | 7 | 193 | 80 | 3 | 6 | 8 | 7 | 10 | 9 | 10 | 9 |
| Detroit, Mich..... | 139,242 | 146,462 | 92,182 | 97,019 | 47,060 | 49,443 | 30,174 | 31,135 | 60,179 | 64,036 | 46,860 | 49,191 | 2,029 | 2,100 | 2,014 | 2,097 |
| Under 1 year..... | 3,368 | 3,189 | 3,344 | 3,156 | 24 | 33 | 892 | 868 | 2,419 | 2,261 | 24 | 32 | 33 | 33 | 33 | 33 |
| 1 to 4 years..... | 12,318 | 12,212 | 12,049 | 11,948 | 269 | 264 | 3,211 | 3,299 | 8,719 | 8,547 | 263 | 257 | 125 | 109 | 125 | 109 |
| 5 to 9 years..... | 15,575 | 15,629 | 14,809 | 14,809 | 766 | 820 | 3,708 | 3,658 | 10,964 | 10,994 | 748 | 815 | 155 | 162 | 155 | 162 |
| 10 to 14 years..... | 13,857 | 14,108 | 11,892 | 12,157 | 1,965 | 1,951 | 3,188 | 3,196 | 8,576 | 8,316 | 1,955 | 1,982 | 198 | 164 | 188 | 163 |
| 15 to 19 years..... | 12,790 | 14,229 | 9,880 | 10,766 | 2,910 | 3,463 | 2,801 | 3,002 | 6,945 | 7,594 | 2,890 | 3,437 | 154 | 196 | 153 | 196 |
| 20 to 24 years..... | 12,763 | 15,820 | 8,563 | 10,287 | 4,200 | 5,533 | 2,844 | 3,327 | 5,540 | 6,745 | 4,180 | 5,438 | 199 | 260 | 195 | 260 |
| 25 to 29 years..... | 12,695 | 14,706 | 7,961 | 8,990 | 4,734 | 5,716 | 2,792 | 2,938 | 4,965 | 5,854 | 4,701 | 5,687 | 237 | 247 | 234 | 247 |
| 30 to 34 years..... | 11,834 | 12,379 | 6,390 | 6,663 | 5,444 | 5,716 | 2,452 | 2,891 | 3,735 | 4,105 | 5,422 | 5,634 | 225 | 199 | 222 | 199 |
| 35 to 44 years..... | 19,955 | 19,605 | 9,285 | 9,628 | 10,670 | 9,977 | 3,609 | 3,493 | 5,850 | 5,852 | 10,625 | 9,988 | 371 | 322 | 369 | 321 |
| 45 to 54 years..... | 12,418 | 11,916 | 4,589 | 4,627 | 7,829 | 7,249 | 2,554 | 2,293 | 2,042 | 2,177 | 7,815 | 7,231 | 207 | 215 | 207 | 214 |
| 55 to 64 years..... | 7,003 | 7,261 | 2,146 | 2,429 | 4,857 | 4,832 | 1,343 | 1,505 | 705 | 826 | 4,850 | 4,824 | 114 | 106 | 113 | 106 |
| 65 years and over..... | 4,470 | 5,282 | 1,119 | 1,414 | 3,351 | 3,868 | 848 | 1,080 | 206 | 253 | 3,346 | 3,865 | 70 | 84 | 69 | 84 |
| Age unknown..... | 196 | 126 | 155 | 105 | 41 | 21 | 141 | 90 | 13 | 12 | 41 | 21 | 1 | 3 | 1 | 3 |
| Dubuque, Iowa..... | 18,171 | 18,126 | 14,574 | 14,768 | 3,597 | 3,358 | 6,263 | 5,799 | 8,238 | 8,927 | 3,595 | 3,358 | 75 | 42 | 73 | 42 |
| Under 1 year..... | 370 | 368 | 370 | 368 | | | 213 | 240 | 155 | 127 | | | 2 | 1 | 2 | 1 |
| 1 to 4 years..... | 1,397 | 1,373 | 1,394 | 1,371 | 3 | 2 | 326 | 327 | 564 | 539 | 3 | 2 | 4 | 5 | 4 | 5 |
| 5 to 9 years..... | 1,784 | 1,837 | 1,773 | 1,825 | 11 | 12 | 979 | 990 | 790 | 832 | 11 | 12 | 4 | 3 | 4 | 3 |
| 10 to 14 years..... | 1,664 | 1,769 | 1,606 | 1,714 | 58 | 55 | 749 | 874 | 549 | 839 | 58 | 55 | 8 | 1 | 8 | 1 |
| 15 to 19 years..... | 1,665 | 1,860 | 1,521 | 1,723 | 144 | 137 | 646 | 734 | 871 | 986 | 144 | 137 | 4 | 3 | 4 | 3 |
| 20 to 24 years..... | 1,763 | 1,959 | 1,583 | 1,722 | 180 | 237 | 560 | 492 | 1,015 | 1,227 | 180 | 237 | 3 | 3 | 3 | 3 |
| 25 to 29 years..... | 1,823 | 1,803 | 1,564 | 1,585 | 259 | 218 | 537 | 358 | 1,023 | 1,222 | 259 | 218 | 4 | 5 | 4 | 5 |
| 30 to 34 years..... | 1,724 | 1,447 | 1,407 | 1,219 | 317 | 228 | 445 | 237 | 973 | 817 | 228 | 9 | 4 | 9 | 4 | 9 |
| 35 to 44 years..... | 2,684 | 2,344 | 1,973 | 1,819 | 711 | 525 | 582 | 401 | 1,379 | 1,412 | 709 | 595 | 14 | 6 | 12 | 6 |
| 45 to 54 years..... | 1,456 | 1,414 | 769 | 784 | 637 | 630 | 296 | 233 | 465 | 544 | 637 | 630 | 8 | 7 | 8 | 7 |
| 55 to 64 years..... | 886 | 981 | 287 | 342 | 599 | 639 | 155 | 179 | 126 | 161 | 599 | 639 | 6 | 2 | 6 | 2 |
| 65 years and over..... | 799 | 876 | 176 | 207 | 623 | 669 | 127 | 150 | 46 | 55 | 623 | 669 | 3 | 2 | 3 | 2 |
| Age unknown..... | 156 | 95 | 151 | 89 | 5 | 6 | 148 | 84 | 2 | 5 | 151 | 89 | 1 | | 1 | |
| Duluth, Minn..... | 29,884 | 23,035 | 17,272 | 14,714 | 12,612 | 8,371 | 5,956 | 4,377 | 11,120 | 10,142 | 12,585 | 8,367 | 223 | 199 | 179 | 178 |
| Under 1 year..... | 713 | 634 | 705 | 632 | 8 | 2 | 127 | 97 | 574 | 531 | 8 | 2 | 4 | 4 | 3 | 2 |
| 1 to 4 years..... | 2,582 | 2,427 | 2,545 | 2,387 | 37 | 40 | 415 | 430 | 2,117 | 1,945 | 37 | 40 | 13 | 12 | 9 | 11 |
| 5 to 9 years..... | 2,935 | 2,934 | 2,779 | 2,803 | 156 | 131 | 494 | 532 | 2,275 | 2,263 | 156 | 131 | 10 | 8 | 10 | 8 |
| 10 to 14 years..... | 2,188 | 2,319 | 1,824 | 1,981 | 364 | 338 | 452 | 473 | 1,365 | 1,502 | 364 | 338 | 7 | 6 | 5 | 6 |
| 15 to 19 years..... | 2,310 | 2,109 | 1,426 | 1,480 | 584 | 629 | 467 | 476 | 950 | 1,045 | 584 | 629 | 9 | 9 | 7 | 9 |
| 20 to 24 years..... | 2,864 | 2,393 | 1,613 | 1,311 | 1,251 | 1,082 | 655 | 447 | 945 | 825 | 1,247 | 1,082 | 17 | 39 | 13 | 31 |
| 25 to 29 years..... | 3,554 | 2,396 | 1,582 | 1,103 | 1,972 | 1,293 | 684 | 382 | 854 | 670 | 1,969 | 1,293 | 47 | 51 | 43 | 51 |
| 30 to 34 years..... | 3,351 | 2,154 | 1,222 | 891 | 2,129 | 1,263 | 561 | 349 | 636 | 521 | 2,126 | 1,260 | 28 | 24 | 25 | 22 |
| 35 to 44 years..... | 5,638 | 3,231 | 2,003 | 1,231 | 3,635 | 2,000 | 909 | 600 | 979 | 607 | 3,627 | 1,999 | 53 | 25 | 41 | 23 |
| 45 to 54 years..... | 2,362 | 1,348 | 844 | 495 | 1,518 | 853 | 500 | 308 | 330 | 174 | 1,511 | 853 | 21 | 13 | 13 | 12 |
| 55 to 64 years..... | 869 | 614 | 280 | 193 | 589 | 421 | 209 | 151 | 65 | 37 | 587 | 421 | 8 | 5 | 5 | 1 |
| 65 years and over..... | 450 | 445 | 145 | 134 | 305 | 311 | 119 | 114 | 25 | 18 | | | | | | |

TABLE 9.—AGES BY PERIODS OF YEARS OF THE AGGREGATE POPULATION, CLASSIFIED BY SEX, GENERAL NATIVITY, AND COLOR, FOR CITIES HAVING 25,000 INHABITANTS OR MORE: 1900—Continued.

| CITIES AND AGE PERIODS. | AGGREGATE. | | NATIVE BORN. | | FOREIGN BORN. | | NATIVE WHITE—NATIVE PARENTS. | | NATIVE WHITE—FOREIGN PARENTS. | | FOREIGN WHITE. | | TOTAL COLORED. ¹ | | NEGRO. ² | |
|-------------------------|------------|-----------|--------------|-----------|---------------|-----------|------------------------------|-----------|-------------------------------|-----------|----------------|-----------|-----------------------------|-----------|---------------------|-----------|
| | Males. | Fe-males. | Males. | Fe-males. | Males. | Fe-males. | Males. | Fe-males. | Males. | Fe-males. | Males. | Fe-males. | Males. | Fe-males. | Males. | Fe-males. |
| East St. Louis, Ill.. | 16,045 | 13,610 | 13,632 | 12,103 | 2,413 | 1,507 | 7,727 | 6,728 | 4,981 | 4,553 | 2,396 | 1,507 | 991 | 822 | 977 | 822 |
| Under 1 year..... | 339 | 348 | 338 | 348 | 1 | | 240 | 235 | 82 | 86 | 1 | | 16 | 27 | 16 | 27 |
| 1 to 4 years..... | 1,332 | 1,277 | 1,329 | 1,274 | 3 | 3 | 922 | 915 | 352 | 305 | 3 | 3 | 55 | 54 | 55 | 54 |
| 5 to 9 years..... | 1,544 | 1,557 | 1,531 | 1,540 | 13 | 17 | 992 | 1,025 | 461 | 431 | 13 | 17 | 78 | 84 | 78 | 84 |
| 10 to 14 years..... | 1,854 | 1,852 | 1,837 | 1,834 | 17 | 18 | 821 | 820 | 451 | 423 | 17 | 18 | 65 | 91 | 65 | 91 |
| 15 to 19 years..... | 1,858 | 1,851 | 1,800 | 1,812 | 58 | 39 | 723 | 717 | 480 | 498 | 58 | 39 | 92 | 97 | 92 | 97 |
| 20 to 24 years..... | 1,686 | 1,516 | 1,518 | 1,412 | 168 | 104 | 760 | 711 | 596 | 594 | 167 | 104 | 163 | 107 | 163 | 107 |
| 25 to 29 years..... | 1,988 | 1,507 | 1,690 | 1,361 | 298 | 146 | 854 | 598 | 688 | 671 | 297 | 146 | 149 | 92 | 148 | 92 |
| 30 to 34 years..... | 1,738 | 1,168 | 1,393 | 1,028 | 345 | 140 | 674 | 448 | 630 | 516 | 338 | 140 | 96 | 64 | 89 | 64 |
| 35 to 44 years..... | 2,493 | 1,749 | 1,939 | 1,473 | 554 | 276 | 983 | 657 | 811 | 712 | 549 | 276 | 150 | 104 | 146 | 104 |
| 45 to 54 years..... | 1,321 | 941 | 845 | 632 | 476 | 309 | 492 | 347 | 288 | 233 | 473 | 309 | 68 | 52 | 66 | 52 |
| 55 to 64 years..... | 602 | 519 | 277 | 239 | 325 | 280 | 171 | 155 | 71 | 61 | 325 | 280 | 35 | 23 | 35 | 23 |
| 65 years and over..... | 266 | 317 | 116 | 144 | 150 | 173 | 80 | 99 | 19 | 23 | 150 | 173 | 17 | 22 | 17 | 22 |
| Age unknown..... | 24 | 8 | 19 | 6 | 5 | 2 | 10 | 1 | 2 | | 5 | 2 | 7 | 5 | 7 | 5 |
| Elizabeth, N. J..... | 26,459 | 25,671 | 18,592 | 18,768 | 7,867 | 6,903 | 7,610 | 7,723 | 10,478 | 10,417 | 7,835 | 6,900 | 536 | 631 | 508 | 631 |
| Under 1 year..... | 704 | 702 | 697 | 695 | 7 | 7 | 260 | 260 | 426 | 418 | 7 | 7 | 11 | 17 | 11 | 17 |
| 1 to 4 years..... | 2,519 | 2,421 | 2,490 | 2,401 | 29 | 20 | 908 | 933 | 1,536 | 1,415 | 29 | 20 | 46 | 58 | 46 | 58 |
| 5 to 9 years..... | 2,886 | 2,886 | 2,789 | 2,794 | 97 | 92 | 1,053 | 1,018 | 1,677 | 1,726 | 97 | 92 | 59 | 50 | 59 | 50 |
| 10 to 14 years..... | 2,463 | 2,416 | 2,257 | 2,190 | 206 | 226 | 857 | 843 | 1,360 | 1,285 | 206 | 226 | 40 | 62 | 40 | 62 |
| 15 to 19 years..... | 2,242 | 2,351 | 1,889 | 1,957 | 353 | 394 | 750 | 765 | 1,107 | 1,130 | 353 | 394 | 32 | 62 | 32 | 62 |
| 20 to 24 years..... | 2,457 | 2,555 | 1,810 | 1,849 | 647 | 706 | 675 | 660 | 1,080 | 1,099 | 645 | 706 | 57 | 90 | 55 | 90 |
| 25 to 29 years..... | 2,724 | 2,516 | 1,689 | 1,668 | 1,035 | 848 | 631 | 580 | 1,002 | 1,010 | 1,030 | 848 | 61 | 78 | 55 | 78 |
| 30 to 34 years..... | 2,424 | 2,129 | 1,288 | 1,242 | 1,136 | 887 | 516 | 491 | 720 | 706 | 1,127 | 885 | 61 | 47 | 53 | 47 |
| 35 to 44 years..... | 3,930 | 3,334 | 1,957 | 1,960 | 1,973 | 1,374 | 799 | 787 | 1,091 | 1,086 | 1,964 | 1,373 | 76 | 88 | 67 | 88 |
| 45 to 54 years..... | 2,218 | 2,103 | 970 | 1,018 | 1,248 | 1,085 | 560 | 597 | 856 | 375 | 1,243 | 1,085 | 59 | 46 | 57 | 46 |
| 55 to 64 years..... | 1,180 | 1,268 | 453 | 560 | 727 | 708 | 339 | 421 | 89 | 114 | 726 | 708 | 26 | 25 | 25 | 25 |
| 65 years and over..... | 695 | 983 | 289 | 429 | 406 | 554 | 243 | 363 | 34 | 53 | 405 | 554 | 8 | 13 | 8 | 13 |
| Age unknown..... | 17 | 7 | 14 | 5 | 3 | 2 | 14 | 5 | | | 3 | 2 | | | | |
| Elmira, N. Y..... | 17,891 | 17,781 | 15,011 | 15,150 | 2,880 | 2,631 | 9,614 | 9,893 | 4,949 | 4,913 | 2,860 | 2,627 | 468 | 348 | 455 | 348 |
| Under 1 year..... | 261 | 243 | 261 | 243 | | | 171 | 145 | 85 | 94 | | | 5 | 4 | 5 | 4 |
| 1 to 4 years..... | 1,114 | 1,081 | 1,106 | 1,071 | 8 | 10 | 707 | 706 | 342 | 342 | 8 | 10 | 24 | 23 | 24 | 23 |
| 5 to 9 years..... | 1,440 | 1,477 | 1,417 | 1,457 | 23 | 26 | 834 | 813 | 504 | 518 | 23 | 20 | 29 | 26 | 29 | 26 |
| 10 to 14 years..... | 1,444 | 1,435 | 1,368 | 1,359 | 76 | 76 | 831 | 833 | 483 | 448 | 76 | 76 | 24 | 28 | 24 | 28 |
| 15 to 19 years..... | 1,843 | 1,699 | 1,605 | 1,526 | 238 | 173 | 947 | 923 | 613 | 568 | 236 | 173 | 47 | 35 | 47 | 35 |
| 20 to 24 years..... | 2,311 | 1,917 | 1,371 | 1,442 | 340 | 275 | 1,096 | 979 | 786 | 628 | 335 | 275 | 94 | 35 | 94 | 35 |
| 25 to 29 years..... | 1,754 | 1,778 | 1,471 | 1,553 | 283 | 225 | 845 | 890 | 570 | 630 | 279 | 225 | 60 | 33 | 56 | 33 |
| 30 to 34 years..... | 1,528 | 1,500 | 1,253 | 1,254 | 275 | 246 | 760 | 742 | 455 | 486 | 273 | 245 | 40 | 27 | 38 | 27 |
| 35 to 44 years..... | 2,438 | 2,526 | 1,907 | 2,063 | 581 | 463 | 1,206 | 1,313 | 651 | 705 | 525 | 463 | 56 | 45 | 50 | 45 |
| 45 to 54 years..... | 1,816 | 1,937 | 1,356 | 1,466 | 460 | 491 | 1,019 | 1,094 | 293 | 329 | 459 | 490 | 45 | 44 | 44 | 44 |
| 55 to 64 years..... | 1,101 | 1,221 | 729 | 855 | 372 | 366 | 626 | 725 | 85 | 111 | 372 | 366 | 18 | 19 | 18 | 19 |
| 65 years and over..... | 796 | 917 | 531 | 648 | 265 | 269 | 462 | 569 | 46 | 54 | 265 | 267 | 23 | 23 | 23 | 27 |
| Age unknown..... | 45 | 30 | 36 | 13 | 9 | 17 | 30 | 11 | 3 | | 9 | 17 | 3 | 2 | 3 | 2 |
| Erie, Pa..... | 26,534 | 26,199 | 20,077 | 20,699 | 6,457 | 5,600 | 9,599 | 9,363 | 10,357 | 11,220 | 6,448 | 5,496 | 130 | 120 | 124 | 120 |
| Under 1 year..... | 622 | 621 | 619 | 620 | 3 | 1 | 299 | 293 | 319 | 325 | 3 | 1 | 1 | 2 | 1 | 2 |
| 1 to 4 years..... | 2,309 | 2,325 | 2,282 | 2,305 | 27 | 20 | 1,076 | 1,104 | 1,200 | 1,197 | 27 | 20 | 6 | 4 | 6 | 4 |
| 5 to 9 years..... | 2,776 | 2,779 | 2,685 | 2,683 | 91 | 96 | 1,246 | 1,307 | 1,427 | 1,367 | 91 | 96 | 12 | 9 | 12 | 9 |
| 10 to 14 years..... | 2,489 | 2,539 | 2,277 | 2,330 | 212 | 209 | 1,097 | 1,104 | 1,168 | 1,214 | 211 | 208 | 13 | 13 | 13 | 13 |
| 15 to 19 years..... | 2,356 | 2,586 | 2,099 | 2,310 | 267 | 276 | 950 | 950 | 1,141 | 1,238 | 257 | 276 | 8 | 12 | 8 | 12 |
| 20 to 24 years..... | 2,520 | 2,689 | 2,009 | 2,254 | 511 | 435 | 891 | 940 | 1,110 | 1,299 | 510 | 435 | 9 | 15 | 8 | 15 |
| 25 to 29 years..... | 2,588 | 2,602 | 1,941 | 2,065 | 647 | 537 | 810 | 755 | 1,118 | 1,295 | 647 | 537 | 13 | 15 | 13 | 15 |
| 30 to 34 years..... | 2,280 | 2,135 | 1,540 | 1,564 | 740 | 571 | 673 | 600 | 856 | 854 | 737 | 570 | 14 | 11 | 12 | 11 |
| 35 to 44 years..... | 3,239 | 3,350 | 2,193 | 2,259 | 1,436 | 1,091 | 941 | 895 | 1,240 | 1,348 | 1,434 | 1,090 | 14 | 17 | 13 | 17 |
| 45 to 54 years..... | 2,329 | 2,217 | 1,246 | 1,283 | 934 | 668 | 622 | 622 | 553 | 652 | 1,081 | 933 | 22 | 10 | 20 | 10 |
| 55 to 64 years..... | 1,577 | 1,335 | 741 | 603 | 836 | 732 | 555 | 387 | 174 | 209 | 836 | 732 | 12 | 7 | 12 | 7 |
| 65 years and over..... | 997 | 997 | 393 | 405 | 604 | 592 | 346 | 333 | 42 | 67 | 604 | 592 | 5 | 5 | 5 | 5 |
| Age unknown..... | 62 | 24 | 52 | 18 | 10 | 6 | 47 | 13 | 4 | 5 | 10 | 6 | 1 | | 1 | |
| Evansville, Ind..... | 28,787 | 30,220 | 25,900 | 27,481 | 2,887 | 2,739 | 13,501 | 14,106 | 8,642 | 9,616 | 2,833 | 2,738 | 3,761 | 3,760 | 3,738 | 3,760 |
| Under 1 year..... | 541 | 531 | 541 | 531 | | | 389 | 392 | 104 | 73 | | | 48 | 66 | 48 | 66 |
| 1 to 4 years..... | 2,223 | 2,187 | 2,222 | 2,186 | 1 | 1 | 1,569 | 1,554 | 389 | 371 | 1 | 1 | 264 | 261 | 264 | 261 |
| 5 to 9 years..... | 3,068 | 2,938 | 3,057 | 2,928 | 11 | 10 | 2,037 | 1,923 | 674 | 626 | 11 | 10 | 346 | 379 | 346 | 379 |
| 10 to 14 years..... | 2,727 | 2,934 | 2,696 | 2,904 | 31 | 30 | 1,612 | 1,694 | 777 | 854 | 31 | 30 | 307 | 356 | 307 | 356 |
| 15 to 19 years..... | 2,859 | 3,195 | 2,809 | 3,147 | 50 | 48 | 1,490 | 1,664 | 923 | 1,062 | 50 | 48 | 396 | 421 | 396 | 421 |
| 20 to 24 years..... | 2,958 | 3,694 | 2,876 | 3,512 | 82 | 122 | 1,328 | 1,634 | 1,093 | 1,364 | 82 | 122 | 455 | 514 | 455 | 514 |
| 25 to 29 years..... | 2,947 | 3,278 | 2,821 | 3,156 | 126 | 122 | 1,220 | 1,359 | 1,124 | 1,365 | 124 | 122 | 479 | 427 | 477 | 432 |
| 30 to 34 years..... | 2,551 | 2,590 | 2,347 | 2,421 | 204 | 169 | 1,011 | 955 | 1,015 | 1,162 | 203 | 169 | 322 | 304 | 321 | 304 |
| 35 to 44 years..... | 4,070 | 3,897 | 3,557 | 3,489 | 513 | 408 | 1,393 | 1,325 | 1,585 | 1,674 | 512 | 408 | 580 | 490 | 580 | 490 |
| 45 to 54 years..... | 2,482 | 2,572 | 1,833 | 1,943 | 649 | 629 | 805 | 903 | 707 | 732 | 649 | 629 | 321 | 308 | 321 | 308 |
| 55 to 64 years..... | 1,425 | 1,436 | 787 | 833 | 638 | 603 | 422 | 437 | 191 | 266 | 638 | 603 | 174 | 130 | 174 | 130 |
| 65 years and over..... | 923 | 1,014 | 342 | 419 | 581 | 595 | 218 | 265 | 58 | 66 | 581 | 594 | 66 | 89 | 66 | 89 |
| Age unknown..... | 13 | 14 | 12 | 12 | 1 | 2 | 7 | 1 | 2 | 1 | 1 | 2 | 3 | 10 | 3 | 10 |
| Fall River, Mass..... | 50,260 | 54,603 | 26,675 | 28,146 | 23,585 | 26,457 | 6,913 | 7,387 | 19,642 | 20,555 | 23,506 | 26,455 | 199 | 206 | 118 | 206 |
| Under 1 year | | | | | | | | | | | | | | | | |

STATISTICS OF POPULATION.

TABLE 9.—AGES BY PERIODS OF YEARS OF THE AGGREGATE POPULATION, CLASSIFIED BY SEX, GENERAL NATIVITY, AND COLOR, FOR CITIES HAVING 25,000 INHABITANTS OR MORE: 1900—Continued.

| CITIES AND AGE PERIODS. | AGGREGATE. | | NATIVE BORN. | | FOREIGN BORN. | | NATIVE WHITE—NATIVE PARENTS. | | NATIVE WHITE—FOREIGN PARENTS. | | FOREIGN WHITE. | | TOTAL COLORED. ¹ | | NEGRO. ² | |
|-------------------------|------------|-----------|--------------|-----------|---------------|-----------|------------------------------|-----------|-------------------------------|-----------|----------------|-----------|-----------------------------|-----------|---------------------|-----------|
| | Males. | Fe-males. | Males. | Fe-males. | Males. | Fe-males. | Males. | Fe-males. | Males. | Fe-males. | Males. | Fe-males. | Males. | Fe-males. | Males. | Fe-males. |
| Fitchburg, Mass... | 15,557 | 15,974 | 10,187 | 10,427 | 5,370 | 5,547 | 4,954 | 4,984 | 5,195 | 5,413 | 5,348 | 5,545 | 60 | 32 | 33 | 32 |
| Under 1 year..... | 407 | 396 | 398 | 388 | 9 | 8 | 103 | 90 | 295 | 298 | 9 | 8 | | | | |
| 1 to 4 years..... | 1,443 | 1,451 | 1,375 | 1,372 | 68 | 79 | 365 | 396 | 1,009 | 975 | 68 | 79 | | | | |
| 5 to 9 years..... | 1,590 | 1,605 | 1,436 | 1,452 | 154 | 153 | 473 | 474 | 963 | 977 | 154 | 153 | | | | |
| 10 to 14 years..... | 1,346 | 1,434 | 1,067 | 1,110 | 279 | 324 | 399 | 425 | 666 | 682 | 279 | 324 | | | | |
| 15 to 19 years..... | 1,362 | 1,444 | 902 | 912 | 460 | 522 | 396 | 392 | 502 | 518 | 460 | 522 | | | | |
| 20 to 24 years..... | 1,508 | 1,730 | 828 | 887 | 680 | 843 | 402 | 399 | 420 | 485 | 679 | 843 | | | | |
| 25 to 29 years..... | 1,607 | 1,578 | 847 | 825 | 760 | 753 | 446 | 378 | 395 | 443 | 756 | 753 | | | | |
| 30 to 34 years..... | 1,340 | 1,260 | 684 | 666 | 656 | 594 | 393 | 320 | 284 | 343 | 647 | 594 | | | | |
| 35 to 44 years..... | 2,093 | 2,129 | 1,115 | 1,181 | 978 | 945 | 662 | 716 | 447 | 462 | 972 | 947 | | | | |
| 45 to 54 years..... | 1,452 | 1,341 | 738 | 687 | 714 | 654 | 575 | 502 | 160 | 177 | 712 | 654 | | | | |
| 55 to 64 years..... | 777 | 861 | 408 | 463 | 369 | 395 | 364 | 427 | 41 | 36 | 369 | 397 | | | | |
| 65 years and over..... | 570 | 699 | 341 | 449 | 229 | 250 | 333 | 436 | 8 | 11 | 229 | 250 | | | | |
| Age unknown..... | 62 | 46 | 48 | 35 | 14 | 11 | 43 | 29 | 5 | 6 | 14 | 11 | | | | |
| Fort Wayne, Ind... | 21,904 | 23,211 | 18,304 | 20,020 | 3,600 | 3,191 | 10,138 | 10,840 | 8,019 | 9,048 | 3,584 | 3,191 | 163 | 132 | 144 | 132 |
| Under 1 year..... | 464 | 444 | 464 | 443 | | 1 | 300 | 311 | 161 | 129 | | | | | | |
| 1 to 4 years..... | 1,844 | 1,799 | 1,835 | 1,794 | 9 | 5 | 1,187 | 1,129 | 638 | 653 | 9 | 5 | | | | |
| 5 to 9 years..... | 2,251 | 2,345 | 2,269 | 2,317 | 22 | 28 | 1,371 | 1,356 | 885 | 949 | 22 | 28 | | | | |
| 10 to 14 years..... | 2,200 | 2,240 | 2,150 | 2,179 | 50 | 61 | 1,224 | 1,204 | 915 | 963 | 50 | 61 | | | | |
| 15 to 19 years..... | 2,084 | 2,422 | 1,979 | 2,312 | 100 | 119 | 1,052 | 1,338 | 920 | 967 | 105 | 110 | | | | |
| 20 to 24 years..... | 2,033 | 2,435 | 1,833 | 2,226 | 200 | 256 | 969 | 1,171 | 845 | 1,040 | 200 | 256 | | | | |
| 25 to 29 years..... | 1,865 | 2,384 | 1,714 | 2,092 | 251 | 242 | 864 | 992 | 833 | 1,084 | 250 | 242 | | | | |
| 30 to 34 years..... | 1,645 | 2,020 | 1,525 | 1,780 | 320 | 290 | 703 | 771 | 801 | 945 | 319 | 290 | | | | |
| 35 to 44 years..... | 3,151 | 3,074 | 2,336 | 2,561 | 775 | 513 | 1,124 | 1,124 | 1,238 | 1,423 | 764 | 513 | | | | |
| 45 to 54 years..... | 1,954 | 1,920 | 1,235 | 1,375 | 659 | 645 | 738 | 732 | 544 | 635 | 656 | 645 | | | | |
| 55 to 64 years..... | 1,188 | 1,213 | 553 | 647 | 635 | 571 | 363 | 433 | 185 | 211 | 635 | 571 | | | | |
| 65 years and over..... | 836 | 898 | 293 | 385 | 543 | 563 | 236 | 275 | 53 | 67 | 543 | 563 | | | | |
| Age unknown..... | 39 | 12 | 8 | 6 | 31 | 6 | 7 | 4 | 1 | 2 | 31 | 6 | | | | |
| Fort Worth, Tex... | 13,626 | 13,062 | 12,522 | 12,373 | 1,104 | 689 | 9,009 | 8,579 | 1,509 | 1,554 | 1,077 | 689 | 2,031 | 2,240 | 2,009 | 2,240 |
| Under 1 year..... | 273 | 297 | 272 | 297 | 1 | | 202 | 221 | 41 | 39 | | | | | | |
| 1 to 4 years..... | 1,113 | 1,088 | 1,108 | 1,085 | 5 | 3 | 803 | 801 | 147 | 147 | 5 | 3 | | | | |
| 5 to 9 years..... | 1,417 | 1,401 | 1,413 | 1,396 | 4 | 6 | 994 | 968 | 197 | 220 | 4 | 6 | | | | |
| 10 to 14 years..... | 1,209 | 1,278 | 1,191 | 1,268 | 18 | 10 | 814 | 864 | 180 | 182 | 18 | 10 | | | | |
| 15 to 19 years..... | 1,056 | 1,243 | 1,027 | 1,204 | 29 | 39 | 721 | 815 | 123 | 154 | 29 | 39 | | | | |
| 20 to 24 years..... | 1,324 | 1,630 | 1,260 | 1,652 | 64 | 78 | 882 | 1,080 | 123 | 182 | 64 | 78 | | | | |
| 25 to 29 years..... | 1,444 | 1,518 | 1,356 | 1,424 | 88 | 94 | 933 | 975 | 118 | 162 | 87 | 94 | | | | |
| 30 to 34 years..... | 1,847 | 1,113 | 1,206 | 1,024 | 141 | 89 | 863 | 657 | 140 | 158 | 133 | 89 | | | | |
| 35 to 44 years..... | 2,125 | 1,675 | 1,334 | 1,634 | 291 | 141 | 1,327 | 1,054 | 252 | 185 | 280 | 141 | | | | |
| 45 to 54 years..... | 1,333 | 957 | 1,076 | 845 | 257 | 112 | 815 | 613 | 117 | 76 | 250 | 112 | | | | |
| 55 to 64 years..... | 632 | 527 | 491 | 449 | 141 | 78 | 375 | 364 | 49 | 31 | 141 | 78 | | | | |
| 65 years and over..... | 298 | 307 | 236 | 269 | 62 | 38 | 203 | 209 | 21 | 18 | 62 | 38 | | | | |
| Age unknown..... | 55 | 28 | 52 | 27 | 3 | 1 | 27 | 8 | 1 | | | | | | | |
| Galveston, Tex.... | 18,681 | 19,108 | 15,081 | 16,419 | 3,650 | 2,689 | 6,079 | 6,120 | 5,333 | 5,737 | 3,433 | 2,673 | 3,781 | 4,578 | 3,713 | 4,573 |
| Under 1 year..... | 427 | 422 | 426 | 422 | 1 | | 204 | 188 | 139 | 160 | | | | | | |
| 1 to 4 years..... | 1,589 | 1,520 | 1,581 | 1,509 | 8 | 11 | 735 | 714 | 568 | 541 | 8 | 11 | | | | |
| 5 to 9 years..... | 1,922 | 1,944 | 1,893 | 1,912 | 29 | 32 | 848 | 847 | 670 | 691 | 26 | 31 | | | | |
| 10 to 14 years..... | 1,741 | 1,860 | 1,681 | 1,794 | 60 | 66 | 692 | 733 | 639 | 671 | 58 | 66 | | | | |
| 15 to 19 years..... | 1,588 | 1,914 | 1,459 | 1,777 | 129 | 137 | 602 | 692 | 566 | 664 | 129 | 137 | | | | |
| 20 to 24 years..... | 1,862 | 2,359 | 1,648 | 2,109 | 216 | 250 | 613 | 700 | 618 | 738 | 211 | 249 | | | | |
| 25 to 29 years..... | 1,909 | 2,093 | 1,570 | 1,805 | 339 | 288 | 576 | 565 | 634 | 323 | 287 | 439 | | | | |
| 30 to 34 years..... | 1,679 | 1,548 | 1,223 | 1,230 | 456 | 258 | 445 | 375 | 458 | 498 | 432 | 256 | | | | |
| 35 to 44 years..... | 2,742 | 2,395 | 1,834 | 1,953 | 908 | 442 | 687 | 578 | 665 | 706 | 832 | 440 | | | | |
| 45 to 54 years..... | 1,733 | 1,567 | 1,027 | 1,075 | 756 | 492 | 348 | 333 | 311 | 312 | 724 | 490 | | | | |
| 55 to 64 years..... | 933 | 876 | 441 | 472 | 492 | 404 | 197 | 208 | 104 | 86 | 479 | 400 | | | | |
| 65 years and over..... | 446 | 569 | 196 | 264 | 250 | 305 | 99 | 122 | 29 | 32 | 249 | 304 | | | | |
| Age unknown..... | 60 | 41 | 54 | 37 | 6 | 4 | 33 | 15 | 5 | 4 | 6 | 4 | | | | |
| Gloucester, Mass... | 13,942 | 12,179 | 8,815 | 8,538 | 5,127 | 3,641 | 4,709 | 4,385 | 4,088 | 4,137 | 5,092 | 3,639 | 53 | 18 | 21 | 18 |
| Under 1 year..... | 251 | 272 | 249 | 270 | 2 | 2 | 79 | 95 | 170 | 175 | 2 | 2 | | | | |
| 1 to 4 years..... | 1,075 | 1,024 | 1,057 | 1,009 | 18 | 15 | 365 | 343 | 692 | 666 | 18 | 15 | | | | |
| 5 to 9 years..... | 1,178 | 1,198 | 1,129 | 1,143 | 49 | 55 | 410 | 400 | 719 | 743 | 49 | 55 | | | | |
| 10 to 14 years..... | 1,010 | 1,030 | 922 | 988 | 88 | 102 | 344 | 402 | 577 | 586 | 88 | 102 | | | | |
| 15 to 19 years..... | 987 | 1,005 | 811 | 808 | 176 | 197 | 351 | 342 | 457 | 464 | 176 | 197 | | | | |
| 20 to 24 years..... | 1,256 | 1,170 | 745 | 753 | 511 | 412 | 370 | 359 | 370 | 396 | 509 | 411 | | | | |
| 25 to 29 years..... | 1,537 | 1,193 | 719 | 699 | 818 | 494 | 376 | 349 | 342 | 348 | 812 | 494 | | | | |
| 30 to 34 years..... | 1,869 | 983 | 533 | 554 | 786 | 429 | 339 | 275 | 243 | 277 | 778 | 429 | | | | |
| 35 to 44 years..... | 2,257 | 1,607 | 1,003 | 856 | 1,254 | 751 | 647 | 538 | 352 | 316 | 1,239 | 750 | | | | |
| 45 to 54 years..... | 1,316 | 1,138 | 642 | 604 | 674 | 534 | 542 | 501 | 99 | 101 | 671 | 534 | | | | |
| 55 to 64 years..... | 830 | 782 | 487 | 406 | 343 | 376 | 449 | 372 | 38 | 33 | 342 | 376 | | | | |
| 65 years and over..... | 597 | 689 | 387 | 423 | 210 | 261 | 370 | 399 | 15 | 27 | 210 | 261 | | | | |
| Age unknown..... | 279 | 28 | 81 | 15 | 198 | 18 | 67 | 10 | 14 | 5 | 198 | 18 | | | | |
| Grand Rapids, Mich | 42,470 | 45,095 | 30,251 | 33,418 | 12,219 | 11,677 | 14,236 | 15,398 | 15,738 | 17,722 | 12,191 | 11,667 | 305 | 308 | 298 | 306 |
| Under 1 year..... | 929 | 947 | 926 | 941 | 3 | 6 | 337 | 305 | 586 | 635 | 3 | 6 | | | | |
| 1 to 4 years..... | 3,607 | 3,449 | 3,554 | 3,416 | 43 | 33 | 1,204 | 1,142 | 2,349 | 2,266 | 43 | 33 | | | | |
| 5 to 9 years..... | 4,497 | 4,663 | 4,334 | 4,505 | 163 | 158 | 1,438 | 1,525 | 2,823 | 2,954 | 163 | 158 | | | | |

TABLE 9.—AGES BY PERIODS OF YEARS OF THE AGGREGATE POPULATION, CLASSIFIED BY SEX, GENERAL NATIVITY, AND COLOR, FOR CITIES HAVING 25,000 INHABITANTS OR MORE: 1900—Continued.

| CITIES AND AGE PERIODS. | AGGREGATE. | | NATIVE BORN. | | FOREIGN BORN. | | NATIVE WHITE— NATIVE PARENTS. | | NATIVE WHITE— FOREIGN PARENTS. | | FOREIGN WHITE. | | TOTAL COLORED. ¹ | | NEGRO. ² | |
|-------------------------|------------|---------------|--------------|---------------|---------------|---------------|----------------------------------|---------------|-----------------------------------|---------------|----------------|---------------|--------------------------------|---------------|---------------------|---------------|
| | Males. | Fe- males. | Males. | Fe- males. | Males. | Fe- males. | Males. | Fe- males. | Males. | Fe- males. | Males. | Fe- males. | Males. | Fe- males. | Males. | Fe- males. |
| Harrisburg, Pa..... | 24,325 | 25,842 | 22,989 | 24,685 | 1,836 | 1,157 | 18,493 | 19,959 | 2,480 | 2,634 | 1,324 | 1,154 | 2,028 | 2,095 | 2,016 | 2,091 |
| Under 1 year..... | 436 | 459 | 436 | 469 | | | 357 | 391 | 46 | 43 | | | 33 | 35 | 33 | 35 |
| 1 to 4 years..... | 1,850 | 1,796 | 1,848 | 1,792 | 2 | 4 | 1,524 | 1,490 | 183 | 166 | 2 | 4 | 141 | 136 | 141 | 135 |
| 5 to 9 years..... | 2,356 | 2,409 | 2,333 | 2,398 | 23 | 7 | 1,950 | 1,978 | 221 | 221 | 23 | 7 | 162 | 199 | 161 | 198 |
| 10 to 14 years..... | 2,311 | 2,869 | 2,274 | 2,336 | 37 | 33 | 1,861 | 1,952 | 221 | 196 | 37 | 33 | 192 | 188 | 192 | 187 |
| 15 to 19 years..... | 2,210 | 2,551 | 2,165 | 2,493 | 45 | 53 | 1,763 | 2,003 | 221 | 241 | 45 | 53 | 181 | 254 | 181 | 254 |
| 20 to 24 years..... | 2,429 | 2,833 | 2,340 | 2,753 | 89 | 80 | 1,852 | 2,188 | 267 | 303 | 89 | 80 | 221 | 262 | 220 | 262 |
| 25 to 29 years..... | 2,424 | 2,633 | 2,293 | 2,530 | 131 | 103 | 1,804 | 2,015 | 278 | 306 | 129 | 103 | 213 | 209 | 212 | 209 |
| 30 to 34 years..... | 2,204 | 2,248 | 2,090 | 2,157 | 114 | 91 | 1,646 | 1,673 | 264 | 313 | 113 | 91 | 181 | 171 | 180 | 171 |
| 35 to 44 years..... | 3,454 | 3,506 | 3,214 | 3,334 | 240 | 172 | 2,501 | 2,611 | 436 | 433 | 237 | 170 | 280 | 287 | 276 | 287 |
| 45 to 54 years..... | 2,458 | 2,430 | 2,188 | 2,217 | 270 | 213 | 1,724 | 1,779 | 203 | 235 | 264 | 212 | 267 | 204 | 263 | 203 |
| 55 to 64 years..... | 1,407 | 1,506 | 1,205 | 1,309 | 202 | 197 | 997 | 1,127 | 99 | 102 | 202 | 197 | 109 | 80 | 109 | 80 |
| 65 years and over..... | 757 | 1,079 | 574 | 875 | 183 | 204 | 486 | 738 | 41 | 70 | 183 | 204 | 47 | 67 | 47 | 67 |
| Age unknown..... | 29 | 17 | 29 | 17 | | | 23 | 14 | | | | | 1 | 3 | 1 | 3 |
| Hartford, Conn..... | 40,695 | 39,155 | 28,488 | 27,654 | 12,257 | 11,501 | 14,175 | 13,729 | 13,833 | 12,983 | 12,127 | 11,490 | 1,060 | 953 | 937 | 950 |
| Under 1 year..... | 913 | 877 | 909 | 873 | 4 | 4 | 267 | 266 | 618 | 592 | 4 | 4 | 24 | 15 | 24 | 15 |
| 1 to 4 years..... | 2,997 | 3,009 | 2,935 | 2,960 | 62 | 49 | 1,009 | 1,061 | 1,846 | 1,862 | 62 | 49 | 64 | 53 | 64 | 53 |
| 5 to 9 years..... | 3,447 | 3,325 | 3,267 | 3,129 | 180 | 196 | 1,255 | 1,221 | 1,943 | 1,837 | 180 | 195 | 69 | 72 | 69 | 72 |
| 10 to 14 years..... | 2,978 | 2,894 | 2,596 | 2,643 | 332 | 351 | 1,138 | 1,066 | 1,402 | 1,426 | 331 | 351 | 57 | 51 | 55 | 51 |
| 15 to 19 years..... | 2,991 | 3,104 | 2,368 | 2,357 | 623 | 747 | 1,063 | 1,040 | 1,242 | 1,241 | 619 | 744 | 67 | 79 | 63 | 79 |
| 20 to 24 years..... | 4,216 | 4,446 | 2,967 | 2,838 | 1,249 | 1,608 | 1,462 | 1,258 | 1,401 | 1,449 | 1,243 | 1,605 | 110 | 134 | 103 | 134 |
| 25 to 29 years..... | 5,060 | 4,520 | 3,146 | 2,753 | 1,914 | 1,767 | 1,548 | 1,282 | 1,463 | 1,323 | 1,901 | 1,767 | 148 | 143 | 134 | 143 |
| 30 to 34 years..... | 4,395 | 3,703 | 2,514 | 2,244 | 1,881 | 1,459 | 1,296 | 1,069 | 1,109 | 1,085 | 1,851 | 1,459 | 139 | 90 | 113 | 89 |
| 35 to 44 years..... | 6,470 | 5,523 | 3,745 | 3,399 | 2,725 | 2,124 | 2,018 | 1,760 | 1,594 | 1,480 | 2,674 | 2,123 | 134 | 160 | 136 | 159 |
| 45 to 54 years..... | 3,768 | 3,540 | 2,071 | 2,047 | 1,697 | 1,493 | 1,450 | 1,468 | 520 | 495 | 1,674 | 1,490 | 124 | 87 | 103 | 86 |
| 55 to 64 years..... | 2,024 | 2,344 | 1,030 | 1,340 | 994 | 1,004 | 854 | 1,147 | 129 | 151 | 993 | 1,004 | 45 | 42 | 48 | 42 |
| 65 years and over..... | 1,416 | 1,857 | 875 | 1,160 | 541 | 697 | 802 | 1,084 | 49 | 49 | 540 | 697 | 25 | 27 | 24 | 27 |
| Age unknown..... | 20 | 13 | 15 | 11 | 5 | 2 | 13 | 7 | 1 | 4 | 5 | 2 | 1 | | | |
| Haverhill, Mass..... | 17,693 | 19,482 | 13,616 | 15,029 | 4,077 | 4,453 | 8,845 | 9,811 | 4,592 | 5,029 | 4,029 | 4,450 | 227 | 192 | 181 | 192 |
| Under 1 year..... | 364 | 385 | 364 | 384 | | 1 | 148 | 149 | 212 | 233 | | | 4 | 2 | 4 | 2 |
| 1 to 4 years..... | 1,453 | 1,446 | 1,427 | 1,420 | 26 | 26 | 623 | 598 | 789 | 805 | 25 | 26 | 16 | 17 | 16 | 17 |
| 5 to 9 years..... | 1,630 | 1,663 | 1,564 | 1,569 | 66 | 94 | 775 | 773 | 774 | 784 | 65 | 93 | 16 | 13 | 16 | 13 |
| 10 to 14 years..... | 1,359 | 1,427 | 1,200 | 1,279 | 169 | 148 | 639 | 715 | 543 | 550 | 159 | 143 | 18 | 14 | 18 | 14 |
| 15 to 19 years..... | 1,393 | 1,618 | 1,132 | 1,274 | 261 | 344 | 634 | 734 | 495 | 524 | 261 | 344 | 13 | 16 | 13 | 16 |
| 20 to 24 years..... | 1,620 | 1,977 | 1,174 | 1,846 | 446 | 631 | 723 | 821 | 499 | 500 | 444 | 631 | 24 | 25 | 20 | 25 |
| 25 to 29 years..... | 1,739 | 1,973 | 1,127 | 1,835 | 612 | 635 | 703 | 803 | 405 | 508 | 608 | 637 | 17 | 25 | 13 | 25 |
| 30 to 34 years..... | 1,634 | 1,675 | 1,086 | 1,140 | 548 | 535 | 747 | 764 | 319 | 361 | 541 | 535 | 27 | 15 | 20 | 15 |
| 35 to 44 years..... | 2,641 | 2,831 | 1,822 | 1,940 | 799 | 799 | 1,062 | 934 | 572 | 493 | 801 | 799 | 40 | 28 | 23 | 28 |
| 45 to 54 years..... | 1,841 | 2,016 | 1,286 | 1,403 | 535 | 613 | 1,102 | 1,181 | 158 | 201 | 542 | 612 | 39 | 22 | 26 | 22 |
| 55 to 64 years..... | 1,143 | 1,329 | 783 | 955 | 337 | 374 | 745 | 889 | 93 | 57 | 356 | 374 | 9 | 9 | 8 | 9 |
| 65 years and over..... | 843 | 1,093 | 625 | 849 | 223 | 244 | 611 | 830 | 12 | 13 | 222 | 244 | 3 | 6 | 3 | 6 |
| Age unknown..... | 28 | 19 | 22 | 13 | 5 | 6 | 22 | 13 | | | 5 | 6 | 1 | | | |
| Hoboken, N. J..... | 30,009 | 29,355 | 18,852 | 19,132 | 11,157 | 10,223 | 5,589 | 5,385 | 13,268 | 13,698 | 11,091 | 10,219 | 111 | 158 | 48 | 53 |
| Under 1 year..... | 762 | 756 | 760 | 751 | 2 | 5 | 228 | 262 | 487 | 233 | 2 | 5 | 1 | 2 | 1 | 2 |
| 1 to 4 years..... | 2,931 | 2,929 | 2,886 | 2,894 | 45 | 35 | 906 | 910 | 1,974 | 1,983 | 45 | 35 | 11 | 11 | 11 | 11 |
| 5 to 9 years..... | 3,324 | 3,355 | 3,155 | 3,204 | 169 | 151 | 884 | 908 | 2,268 | 2,284 | 169 | 151 | 1 | 2 | 1 | 2 |
| 10 to 14 years..... | 2,829 | 2,814 | 2,534 | 2,509 | 295 | 305 | 677 | 659 | 1,851 | 1,845 | 295 | 305 | 6 | 5 | 6 | 5 |
| 15 to 19 years..... | 2,545 | 2,706 | 2,043 | 2,187 | 497 | 519 | 546 | 552 | 1,502 | 1,629 | 496 | 519 | 1 | 6 | | |
| 20 to 24 years..... | 2,657 | 2,899 | 1,812 | 1,943 | 845 | 956 | 460 | 450 | 1,348 | 1,488 | 843 | 955 | 6 | 6 | 4 | 6 |
| 25 to 29 years..... | 2,790 | 2,964 | 1,619 | 1,742 | 1,171 | 1,222 | 397 | 391 | 1,216 | 1,347 | 1,166 | 1,221 | 11 | 7 | 7 | 7 |
| 30 to 34 years..... | 2,803 | 2,514 | 1,242 | 1,236 | 1,561 | 1,278 | 321 | 290 | 916 | 944 | 1,534 | 1,278 | 32 | 2 | 10 | 7 |
| 35 to 44 years..... | 4,676 | 3,952 | 1,713 | 1,614 | 2,958 | 2,338 | 628 | 427 | 1,181 | 1,181 | 2,937 | 2,337 | 30 | 2 | 4 | 4 |
| 45 to 54 years..... | 2,649 | 2,296 | 703 | 636 | 1,946 | 1,660 | 344 | 275 | 357 | 358 | 1,940 | 1,659 | 8 | 4 | 4 | 4 |
| 55 to 64 years..... | 1,884 | 1,417 | 257 | 268 | 1,127 | 1,149 | 151 | 144 | 103 | 122 | 1,123 | 1,149 | 7 | 2 | 5 | 2 |
| 65 years and over..... | 655 | 751 | 116 | 148 | 539 | 603 | 95 | 117 | 21 | 30 | 539 | 603 | 1 | | | |
| Age unknown..... | 4 | 2 | 2 | | 2 | 2 | 2 | | | | 2 | | | | | |
| Holyoke, Mass..... | 21,744 | 23,968 | 12,973 | 13,813 | 8,766 | 10,155 | 3,771 | 3,865 | 9,192 | 9,923 | 8,737 | 10,155 | 44 | 25 | 15 | 25 |
| Under 1 year..... | 607 | 627 | 596 | 618 | 11 | 9 | 111 | 107 | 484 | 511 | 11 | 9 | 1 | | | |
| 1 to 4 years..... | 2,180 | 2,197 | 2,105 | 2,095 | 75 | 102 | 398 | 435 | 1,706 | 1,655 | 75 | 102 | 1 | 5 | 1 | 5 |
| 5 to 9 years..... | 2,514 | 2,542 | 2,316 | 2,292 | 193 | 250 | 486 | 496 | 1,829 | 1,794 | 193 | 250 | 1 | 2 | 1 | 2 |
| 10 to 14 years..... | 2,194 | 2,276 | 1,765 | 1,857 | 429 | 419 | 410 | 401 | 1,353 | 1,455 | 429 | 419 | 2 | 1 | 2 | 1 |
| 15 to 19 years..... | 2,048 | 2,400 | 1,370 | 1,504 | 678 | 896 | 332 | 373 | 1,038 | 1,131 | 678 | 896 | | | | |
| 20 to 24 years..... | 2,075 | 2,866 | 1,061 | 1,301 | 1,014 | 1,565 | 319 | 337 | 740 | 958 | 1,011 | 1,565 | 5 | 6 | 2 | 6 |
| 25 to 29 years..... | 2,077 | 2,500 | 959 | 1,107 | 1,118 | 1,393 | 321 | 284 | 636 | 815 | 1,114 | 1,393 | 6 | 8 | 2 | 8 |
| 30 to 34 years..... | 1,804 | 1,945 | 768 | 793 | 1,036 | 1,152 | 260 | 249 | 506 | 542 | 1,027 | 1,152 | 11 | 2 | 2 | 2 |
| 35 to 44 years..... | 3,006 | 2,940 | 1,023 | 1,114 | 1,983 | 1,826 | 421 | 423 | 598 | 691 | 1,972 | 1,826 | 15 | | | |
| 45 to 54 years..... | 1,818 | 1,879 | 552 | 614 | 1,266 | 1,265 | 319 | 337 | 233 | 277 | 1,266 | 1,265 | | | | |
| 55 to 64 years..... | 985 | 1,113 | 266 | 239 | 719 | 824 | 214 | 214 | 52 | 75 | 718 | 824 | 1 | | | |
| 65 years and over..... | 331 | 642 | 157 | 199 | 224 | 443 | 146 | 131 | 11 | 17 | 224 | 443 | | | | |
| Age unknown..... | 55 | 41 | 40 | 30 | 15 | 11 | 34 | 28 | 6 | 2 | 14 | 11 | | | | |
| Honolulu, Hawaii..... | 24,746 | 14,560 | 11,766 | 10,105 | 12,9 | | | | | | | | | | | |

TABLE 9.—AGES BY PERIODS OF YEARS OF THE AGGREGATE POPULATION, CLASSIFIED BY SEX, GENERAL NATIVITY, AND COLOR, FOR CITIES HAVING 25,000 INHABITANTS OR MORE: 1900—Continued.

| CITIES AND AGE PERIODS. | AGGREGATE. | | NATIVE BORN. | | FOREIGN BORN. | | NATIVE WHITE—NATIVE PARENTS. | | NATIVE WHITE—FOREIGN PARENTS. | | FOREIGN WHITE. | | TOTAL COLORED. ¹ | | NEGRO. ² | |
|-------------------------|------------|-----------|--------------|-----------|---------------|-----------|------------------------------|-----------|-------------------------------|-----------|----------------|-----------|-----------------------------|-----------|---------------------|-----------|
| | Males. | Fe-males. | Males. | Fe-males. | Males. | Fe-males. | Males. | Fe-males. | Males. | Fe-males. | Males. | Fe-males. | Males. | Fe-males. | Males. | Fe-males. |
| Houston, Tex..... | 22,686 | 21,947 | 19,998 | 20,280 | 2,688 | 1,717 | 9,352 | 8,273 | 4,081 | 3,949 | 2,617 | 1,707 | 6,636 | 8,018 | 6,591 | 8,017 |
| Under 1 year..... | 407 | 406 | 406 | 405 | 1 | 1 | 192 | 221 | 81 | 90 | 1 | 1 | 133 | 94 | 133 | 94 |
| 1 to 4 years..... | 1,662 | 1,644 | 1,634 | 1,634 | 9 | 10 | 830 | 829 | 376 | 337 | 9 | 8 | 447 | 470 | 447 | 470 |
| 5 to 9 years..... | 2,219 | 2,101 | 2,200 | 2,079 | 19 | 22 | 1,032 | 922 | 522 | 495 | 19 | 22 | 646 | 662 | 646 | 662 |
| 10 to 14 years..... | 2,076 | 2,167 | 2,019 | 2,115 | 57 | 52 | 884 | 900 | 467 | 467 | 57 | 52 | 668 | 743 | 668 | 743 |
| 15 to 19 years..... | 2,019 | 2,379 | 1,927 | 2,301 | 92 | 78 | 866 | 878 | 425 | 442 | 91 | 78 | 637 | 981 | 637 | 981 |
| 20 to 24 years..... | 2,353 | 2,830 | 2,198 | 2,667 | 155 | 163 | 977 | 976 | 451 | 438 | 150 | 161 | 775 | 1,205 | 775 | 1,204 |
| 25 to 29 years..... | 2,364 | 2,519 | 2,154 | 2,340 | 210 | 179 | 1,005 | 869 | 432 | 447 | 204 | 179 | 723 | 1,024 | 722 | 1,024 |
| 30 to 34 years..... | 2,110 | 1,824 | 1,765 | 1,634 | 345 | 190 | 841 | 629 | 360 | 360 | 336 | 187 | 573 | 659 | 565 | 659 |
| 35 to 44 years..... | 3,882 | 2,661 | 2,711 | 2,337 | 671 | 324 | 1,233 | 870 | 580 | 535 | 645 | 322 | 919 | 934 | 900 | 934 |
| 45 to 54 years..... | 2,056 | 1,603 | 1,457 | 1,302 | 599 | 301 | 728 | 611 | 272 | 192 | 533 | 300 | 478 | 500 | 465 | 500 |
| 55 to 64 years..... | 990 | 896 | 655 | 666 | 335 | 230 | 343 | 328 | 80 | 66 | 331 | 230 | 236 | 272 | 234 | 272 |
| 65 years and over..... | 514 | 561 | 328 | 402 | 186 | 159 | 170 | 180 | 26 | 32 | 185 | 159 | 133 | 190 | 132 | 190 |
| Age unknown..... | 584 | 356 | 525 | 348 | 9 | 8 | 251 | 61 | 9 | 8 | 6 | 8 | 268 | 279 | 268 | 279 |
| Indianapolis, Ind.. | 83,523 | 80,641 | 74,539 | 77,503 | 8,984 | 8,138 | 48,156 | 49,616 | 18,493 | 19,866 | 8,940 | 8,130 | 7,934 | 8,029 | 7,902 | 8,029 |
| Under 1 year..... | 1,541 | 1,525 | 1,541 | 1,525 | | | 1,107 | 1,076 | 307 | 324 | | | 127 | 125 | 127 | 125 |
| 1 to 4 years..... | 5,776 | 5,721 | 5,769 | 5,709 | 17 | 12 | 4,046 | 3,931 | 1,248 | 1,328 | 17 | 12 | 465 | 460 | 465 | 450 |
| 5 to 9 years..... | 7,856 | 7,872 | 7,802 | 7,318 | 54 | 54 | 5,372 | 4,830 | 1,821 | 1,825 | 54 | 58 | 609 | 664 | 609 | 664 |
| 10 to 14 years..... | 6,856 | 7,313 | 6,727 | 7,175 | 129 | 138 | 4,275 | 4,641 | 1,792 | 1,837 | 129 | 137 | 660 | 698 | 660 | 698 |
| 15 to 19 years..... | 7,361 | 8,355 | 7,036 | 8,030 | 325 | 325 | 4,425 | 5,100 | 1,944 | 2,121 | 322 | 324 | 670 | 810 | 670 | 810 |
| 20 to 24 years..... | 8,556 | 9,581 | 7,995 | 8,960 | 561 | 621 | 4,889 | 5,467 | 2,180 | 2,625 | 559 | 621 | 928 | 968 | 927 | 968 |
| 25 to 29 years..... | 8,608 | 9,377 | 7,833 | 8,661 | 775 | 716 | 4,696 | 5,077 | 2,214 | 2,536 | 768 | 715 | 980 | 1,049 | 926 | 1,049 |
| 30 to 34 years..... | 7,847 | 7,868 | 6,968 | 7,107 | 884 | 756 | 4,168 | 4,204 | 2,085 | 2,179 | 875 | 756 | 769 | 724 | 768 | 724 |
| 35 to 44 years..... | 12,334 | 12,235 | 10,535 | 10,330 | 1,799 | 1,405 | 6,383 | 6,488 | 2,988 | 3,193 | 1,785 | 1,403 | 1,178 | 1,151 | 1,166 | 1,151 |
| 45 to 54 years..... | 8,364 | 7,921 | 6,545 | 6,389 | 1,819 | 1,532 | 4,381 | 4,337 | 1,334 | 1,303 | 1,811 | 1,532 | 838 | 749 | 832 | 749 |
| 55 to 64 years..... | 4,790 | 4,321 | 3,335 | 3,376 | 1,455 | 1,445 | 2,479 | 2,585 | 441 | 477 | 1,454 | 1,443 | 416 | 316 | 415 | 316 |
| 65 years and over..... | 2,986 | 3,196 | 1,843 | 2,089 | 1,143 | 1,107 | 1,465 | 1,654 | 207 | 207 | 1,143 | 1,107 | 199 | 228 | 199 | 228 |
| Age unknown..... | 643 | 361 | 625 | 334 | 23 | 27 | 470 | 226 | 10 | 11 | 23 | 27 | 145 | 97 | 144 | 97 |
| Jackson, Mich..... | 12,402 | 12,778 | 10,411 | 10,926 | 1,991 | 1,852 | 6,740 | 7,077 | 3,435 | 3,681 | 1,949 | 1,819 | 278 | 201 | 272 | 201 |
| Under 1 year..... | 215 | 210 | 214 | 209 | 1 | 1 | 137 | 142 | 76 | 67 | 1 | 1 | 1 | 1 | 1 | 1 |
| 1 to 4 years..... | 754 | 772 | 750 | 768 | 4 | 4 | 469 | 482 | 274 | 279 | 3 | 4 | 8 | 7 | 8 | 7 |
| 5 to 9 years..... | 973 | 1,007 | 960 | 990 | 13 | 17 | 550 | 576 | 371 | 397 | 13 | 17 | 9 | 17 | 9 | 17 |
| 10 to 14 years..... | 963 | 1,047 | 930 | 1,020 | 33 | 45 | 520 | 597 | 392 | 386 | 33 | 45 | 18 | 19 | 18 | 19 |
| 15 to 19 years..... | 1,081 | 1,195 | 1,007 | 1,120 | 74 | 75 | 571 | 673 | 417 | 422 | 74 | 74 | 19 | 26 | 19 | 26 |
| 20 to 24 years..... | 1,193 | 1,407 | 1,060 | 1,246 | 133 | 161 | 661 | 734 | 368 | 496 | 134 | 160 | 35 | 17 | 35 | 17 |
| 25 to 29 years..... | 1,256 | 1,229 | 1,068 | 1,073 | 183 | 156 | 673 | 643 | 366 | 416 | 181 | 150 | 36 | 20 | 35 | 20 |
| 30 to 34 years..... | 1,123 | 1,077 | 923 | 894 | 200 | 183 | 582 | 561 | 312 | 321 | 193 | 179 | 36 | 16 | 35 | 16 |
| 35 to 44 years..... | 1,957 | 1,958 | 1,481 | 1,553 | 476 | 405 | 991 | 991 | 461 | 558 | 456 | 391 | 46 | 38 | 42 | 38 |
| 45 to 54 years..... | 1,399 | 1,313 | 1,033 | 979 | 366 | 334 | 740 | 735 | 260 | 223 | 363 | 332 | 36 | 23 | 36 | 23 |
| 55 to 64 years..... | 875 | 843 | 602 | 595 | 273 | 253 | 479 | 489 | 107 | 100 | 271 | 248 | 13 | 11 | 13 | 11 |
| 65 years and over..... | 587 | 685 | 367 | 473 | 220 | 212 | 329 | 432 | 28 | 34 | 220 | 212 | 10 | 7 | 10 | 7 |
| Age unknown..... | 21 | 30 | 16 | 24 | 5 | 6 | 7 | 22 | 3 | 2 | 5 | 6 | 6 | | 6 | |
| Jacksonville, Fla.. | 13,717 | 14,712 | 13,039 | 14,234 | 688 | 478 | 4,737 | 4,720 | 804 | 868 | 598 | 431 | 7,578 | 8,693 | 7,544 | 8,692 |
| Under 1 year..... | 302 | 296 | 302 | 294 | | 2 | 117 | 114 | 27 | 27 | | 2 | 158 | 153 | 158 | 153 |
| 1 to 4 years..... | 1,095 | 1,047 | 1,090 | 1,045 | 5 | 2 | 390 | 360 | 84 | 68 | 5 | 2 | 616 | 617 | 616 | 616 |
| 5 to 9 years..... | 1,445 | 1,464 | 1,437 | 1,460 | 8 | 4 | 506 | 462 | 121 | 121 | 7 | 3 | 811 | 878 | 811 | 878 |
| 10 to 14 years..... | 1,303 | 1,332 | 1,291 | 1,320 | 17 | 22 | 416 | 418 | 103 | 98 | 14 | 11 | 775 | 805 | 775 | 805 |
| 15 to 19 years..... | 1,128 | 1,491 | 1,102 | 1,468 | 26 | 23 | 384 | 466 | 87 | 101 | 23 | 18 | 634 | 906 | 633 | 906 |
| 20 to 24 years..... | 1,423 | 2,028 | 1,337 | 1,934 | 41 | 44 | 482 | 602 | 79 | 89 | 39 | 41 | 823 | 1,296 | 827 | 1,296 |
| 25 to 29 years..... | 1,479 | 1,656 | 1,413 | 1,595 | 66 | 61 | 527 | 471 | 74 | 94 | 57 | 54 | 821 | 1,037 | 819 | 1,037 |
| 30 to 34 years..... | 1,152 | 1,187 | 1,062 | 1,133 | 90 | 54 | 412 | 412 | 57 | 66 | 79 | 46 | 604 | 663 | 597 | 663 |
| 35 to 44 years..... | 2,009 | 1,846 | 1,831 | 1,744 | 178 | 102 | 654 | 566 | 84 | 100 | 141 | 92 | 1,130 | 1,088 | 1,115 | 1,088 |
| 45 to 54 years..... | 1,159 | 1,205 | 1,037 | 1,123 | 122 | 77 | 421 | 461 | 57 | 61 | 107 | 72 | 574 | 611 | 568 | 611 |
| 55 to 64 years..... | 540 | 545 | 448 | 486 | 92 | 59 | 197 | 207 | 25 | 31 | 86 | 56 | 282 | 251 | 231 | 251 |
| 65 years and over..... | 259 | 337 | 222 | 306 | 37 | 31 | 119 | 137 | 4 | 11 | 37 | 23 | 99 | 161 | 99 | 161 |
| Age unknown..... | 413 | 278 | 407 | 271 | 6 | 7 | 112 | 44 | 2 | 1 | 3 | 6 | 296 | 227 | 296 | 227 |
| Jersey City, N. J.. | 104,027 | 102,406 | 73,901 | 74,108 | 30,126 | 28,298 | 29,006 | 28,191 | 43,073 | 44,079 | 29,833 | 28,278 | 2,065 | 1,858 | 1,846 | 1,858 |
| Under 1 year..... | 2,575 | 2,455 | 2,572 | 2,451 | 3 | 4 | 1,044 | 996 | 1,497 | 1,422 | 3 | 4 | 31 | 33 | 31 | 33 |
| 1 to 4 years..... | 10,156 | 9,730 | 10,057 | 9,635 | 99 | 75 | 3,984 | 3,823 | 5,944 | 5,708 | 99 | 75 | 129 | 124 | 129 | 124 |
| 5 to 9 years..... | 11,243 | 11,422 | 10,911 | 11,022 | 337 | 360 | 4,209 | 4,269 | 6,556 | 6,640 | 337 | 360 | 146 | 153 | 146 | 153 |
| 10 to 14 years..... | 9,423 | 9,631 | 8,708 | 8,933 | 720 | 728 | 3,225 | 3,421 | 5,350 | 5,378 | 719 | 723 | 134 | 154 | 132 | 154 |
| 15 to 19 years..... | 8,533 | 9,180 | 7,306 | 7,761 | 1,227 | 1,429 | 2,637 | 2,750 | 4,543 | 4,845 | 1,223 | 1,423 | 125 | 167 | 121 | 157 |
| 20 to 24 years..... | 9,547 | 10,392 | 7,193 | 8,008 | 2,354 | 2,684 | 2,436 | 2,568 | 4,523 | 5,203 | 2,339 | 2,682 | 199 | 239 | 183 | 239 |
| 25 to 29 years..... | 10,507 | 10,392 | 7,062 | 7,077 | 3,445 | 3,315 | 2,426 | 2,263 | 4,407 | 4,538 | 3,400 | 3,309 | 274 | 232 | 232 | 232 |
| 30 to 34 years..... | 10,026 | 8,326 | 5,715 | 5,390 | 4,311 | 3,436 | 2,060 | 1,739 | 3,440 | 3,443 | 4,251 | 3,432 | 275 | 212 | 219 | 212 |
| 35 to 44 years..... | 15,332 | 13,376 | 8,075 | 7,600 | 7,457 | 5,976 | 3,076 | 2,711 | 4,617 | 4,595 | 7,370 | 5,975 | 469 | 297 | 339 | 297 |
| 45 to 54 years..... | 8,940 | 8,226 | 3,824 | 3,513 | 5,116 | 4,713 | 2,050 | 1,732 | 1,605 | 1,596 | 5,033 | 4,710 | 192 | 138 | 176 | 138 |
| 55 to 64 years..... | 4,855 | 5,001 | 1,690 | 1,640 | 3,165 | 3,361 | 1,179 | 1,072 | 457 | 483 | 3,153 | 3,361 | 61 | 85 | 61 | 85 |
| 65 years and over..... | 2,656 | 3,172 | 772 | 953 | 1,884 | 2,214 | 619 | 747 | 125 | 178 | 1,333 | 2,213 | 29 | 34 | 29 | 34 |
| | | | | | | | | | | | | | | | | |

TABLE 9.—AGES BY PERIODS OF YEARS OF THE AGGREGATE POPULATION, CLASSIFIED BY SEX, GENERAL NATIVITY, AND COLOR, FOR CITIES HAVING 25,000 INHABITANTS OR MORE: 1900—Continued.

| CITIES AND AGE PERIODS. | AGGREGATE. | | NATIVE BORN. | | FOREIGN BORN. | | NATIVE WHITE—NATIVE PARENTS. | | NATIVE WHITE—FOREIGN PARENTS. | | FOREIGN WHITE. | | TOTAL COLORED. ¹ | | NEGRO. ² | |
|-------------------------|------------|-----------|--------------|-----------|---------------|-----------|------------------------------|-----------|-------------------------------|-----------|----------------|-----------|-----------------------------|-----------|---------------------|-----------|
| | Males. | Fe-males. | Males. | Fe-males. | Males. | Fe-males. | Males. | Fe-males. | Males. | Fe-males. | Males. | Fe-males. | Males. | Fe-males. | Males. | Fe-males. |
| Joliet, Ill..... | 15,800 | 14,058 | 10,352 | 10,465 | 4,948 | 3,588 | 4,110 | 4,128 | 5,887 | 6,053 | 4,923 | 3,587 | 380 | 285 | 365 | 285 |
| Under 1 year..... | 385 | 386 | 381 | 384 | 4 | 2 | 116 | 123 | 259 | 255 | 4 | 2 | 6 | 6 | 6 | 6 |
| 1 to 4 years..... | 1,347 | 1,263 | 1,327 | 1,253 | 20 | 15 | 460 | 460 | 844 | 778 | 20 | 15 | 23 | 15 | 23 | 15 |
| 5 to 9 years..... | 1,532 | 1,577 | 1,527 | 1,522 | 55 | 55 | 566 | 557 | 941 | 935 | 53 | 55 | 22 | 30 | 22 | 30 |
| 10 to 14 years..... | 1,439 | 1,484 | 1,312 | 1,356 | 127 | 128 | 491 | 550 | 808 | 783 | 126 | 128 | 14 | 23 | 14 | 23 |
| 15 to 19 years..... | 1,351 | 1,404 | 1,132 | 1,169 | 219 | 235 | 428 | 439 | 677 | 699 | 218 | 235 | 28 | 31 | 25 | 31 |
| 20 to 24 years..... | 1,408 | 1,422 | 950 | 1,048 | 458 | 374 | 355 | 387 | 550 | 632 | 453 | 374 | 45 | 29 | 45 | 29 |
| 25 to 29 years..... | 1,554 | 1,305 | 898 | 887 | 656 | 418 | 382 | 283 | 497 | 564 | 651 | 418 | 74 | 40 | 68 | 40 |
| 30 to 34 years..... | 1,495 | 1,181 | 742 | 735 | 753 | 446 | 276 | 272 | 415 | 432 | 748 | 445 | 56 | 32 | 53 | 32 |
| 35 to 44 years..... | 2,345 | 1,793 | 1,113 | 1,108 | 1,282 | 690 | 448 | 406 | 603 | 656 | 1,222 | 690 | 72 | 46 | 67 | 46 |
| 45 to 64 years..... | 1,238 | 1,030 | 523 | 525 | 715 | 505 | 277 | 288 | 224 | 220 | 715 | 505 | 22 | 17 | 22 | 17 |
| 65 to 64 years..... | 669 | 652 | 255 | 274 | 414 | 378 | 200 | 196 | 51 | 68 | 413 | 378 | 5 | 10 | 4 | 10 |
| 65 years and over..... | 430 | 326 | 155 | 158 | 275 | 338 | 134 | 154 | 16 | 30 | 275 | 338 | 5 | 4 | 5 | 4 |
| Age unknown..... | 57 | 20 | 37 | 16 | 20 | 4 | 27 | 13 | 2 | 1 | 20 | 4 | 8 | 2 | 8 | 2 |
| Joplin, Mo..... | 13,773 | 12,250 | 13,220 | 11,910 | 553 | 340 | 11,572 | 10,330 | 1,249 | 1,207 | 547 | 339 | 405 | 374 | 399 | 374 |
| Under 1 year..... | 288 | 319 | 288 | 319 | | | 265 | 290 | 18 | 23 | | | 5 | 6 | 5 | 6 |
| 1 to 4 years..... | 1,170 | 1,030 | 1,168 | 1,028 | 2 | 2 | 1,065 | 931 | 81 | 69 | 2 | 2 | 22 | 23 | 22 | 23 |
| 5 to 9 years..... | 1,388 | 1,376 | 1,387 | 1,373 | 1 | 3 | 1,263 | 1,236 | 98 | 113 | 1 | 3 | 31 | 24 | 31 | 24 |
| 10 to 14 years..... | 1,183 | 1,257 | 1,176 | 1,250 | 7 | 7 | 1,047 | 1,112 | 101 | 105 | 7 | 7 | 28 | 33 | 28 | 33 |
| 15 to 19 years..... | 1,177 | 1,310 | 1,163 | 1,301 | 9 | 9 | 1,025 | 1,105 | 104 | 148 | 9 | 9 | 39 | 48 | 39 | 48 |
| 20 to 24 years..... | 1,435 | 1,518 | 1,403 | 1,484 | 32 | 34 | 1,201 | 1,222 | 143 | 195 | 32 | 33 | 54 | 68 | 53 | 68 |
| 25 to 29 years..... | 1,504 | 1,355 | 1,466 | 1,318 | 38 | 37 | 1,223 | 1,080 | 164 | 180 | 38 | 37 | 79 | 58 | 79 | 58 |
| 30 to 34 years..... | 1,305 | 1,082 | 1,227 | 1,046 | 78 | 36 | 1,042 | 879 | 153 | 133 | 75 | 36 | 35 | 34 | 33 | 34 |
| 35 to 44 years..... | 2,100 | 1,403 | 1,951 | 1,331 | 149 | 72 | 1,692 | 1,159 | 211 | 139 | 147 | 72 | 50 | 33 | 48 | 33 |
| 45 to 64 years..... | 1,188 | 886 | 1,074 | 819 | 114 | 67 | 938 | 781 | 108 | 68 | 113 | 67 | 29 | 20 | 28 | 20 |
| 65 to 64 years..... | 570 | 428 | 490 | 377 | 80 | 51 | 432 | 346 | 47 | 20 | 80 | 51 | 11 | 11 | 11 | 11 |
| 65 years and over..... | 344 | 222 | 306 | 200 | 38 | 22 | 281 | 182 | 20 | 14 | 38 | 22 | 5 | 4 | 5 | 4 |
| Age unknown..... | 121 | 64 | 116 | 64 | 5 | | 98 | 57 | 1 | | 5 | | 17 | 7 | 17 | 7 |
| Kansas City, Kans..... | 26,690 | 24,728 | 22,951 | 22,080 | 3,739 | 2,638 | 14,097 | 13,290 | 5,679 | 5,475 | 3,727 | 2,635 | 3,187 | 3,328 | 3,181 | 3,328 |
| Under 1 year..... | 581 | 561 | 580 | 558 | 1 | 3 | 372 | 354 | 159 | 155 | 1 | 3 | 49 | 49 | 49 | 49 |
| 1 to 4 years..... | 2,269 | 2,223 | 2,248 | 2,215 | 11 | 8 | 1,871 | 1,845 | 658 | 649 | 11 | 8 | 209 | 221 | 209 | 221 |
| 5 to 9 years..... | 2,966 | 2,829 | 2,948 | 2,798 | 18 | 31 | 1,755 | 1,642 | 892 | 843 | 18 | 31 | 301 | 313 | 301 | 313 |
| 10 to 14 years..... | 2,524 | 2,512 | 2,446 | 2,432 | 78 | 80 | 1,401 | 1,416 | 741 | 660 | 80 | 80 | 304 | 306 | 304 | 306 |
| 15 to 19 years..... | 2,290 | 2,424 | 2,115 | 2,282 | 175 | 142 | 1,251 | 1,338 | 556 | 571 | 175 | 142 | 308 | 309 | 308 | 309 |
| 20 to 24 years..... | 2,576 | 2,585 | 2,245 | 2,347 | 331 | 238 | 1,437 | 1,437 | 536 | 571 | 331 | 238 | 320 | 339 | 320 | 339 |
| 25 to 29 years..... | 2,715 | 2,623 | 2,279 | 2,321 | 436 | 302 | 1,389 | 1,346 | 545 | 436 | 436 | 302 | 321 | 372 | 321 | 372 |
| 30 to 34 years..... | 2,341 | 2,171 | 1,874 | 1,821 | 467 | 350 | 1,187 | 1,064 | 446 | 446 | 446 | 350 | 263 | 286 | 263 | 286 |
| 35 to 44 years..... | 4,109 | 3,140 | 3,116 | 2,508 | 993 | 632 | 1,885 | 1,458 | 711 | 597 | 988 | 631 | 527 | 454 | 524 | 454 |
| 45 to 64 years..... | 2,381 | 1,935 | 1,754 | 1,526 | 627 | 409 | 1,180 | 1,024 | 278 | 228 | 625 | 409 | 297 | 274 | 295 | 274 |
| 65 to 64 years..... | 1,232 | 1,047 | 874 | 779 | 358 | 268 | 697 | 551 | 110 | 76 | 358 | 267 | 167 | 153 | 167 | 153 |
| 65 years and over..... | 671 | 660 | 432 | 486 | 239 | 174 | 273 | 307 | 46 | 45 | 239 | 174 | 109 | 134 | 109 | 134 |
| Age unknown..... | 45 | 18 | 40 | 17 | 5 | 1 | 28 | 8 | | | 5 | 1 | 12 | 8 | 12 | 8 |
| Kansas City, Mo..... | 82,729 | 81,023 | 72,643 | 72,699 | 10,086 | 8,324 | 47,860 | 46,517 | 16,243 | 17,183 | 9,975 | 8,312 | 8,651 | 9,011 | 8,560 | 9,007 |
| Under 1 year..... | 1,383 | 1,368 | 1,332 | 1,367 | 1 | 1 | 836 | 873 | 382 | 385 | 1 | 1 | 114 | 109 | 114 | 109 |
| 1 to 4 years..... | 5,398 | 5,284 | 5,383 | 5,263 | 15 | 21 | 3,511 | 3,343 | 1,469 | 1,470 | 15 | 21 | 403 | 450 | 403 | 450 |
| 5 to 9 years..... | 7,107 | 7,309 | 7,036 | 7,230 | 71 | 79 | 4,403 | 4,515 | 2,012 | 2,047 | 71 | 79 | 621 | 668 | 621 | 668 |
| 10 to 14 years..... | 6,788 | 6,976 | 6,569 | 6,778 | 219 | 198 | 4,130 | 4,252 | 1,781 | 1,845 | 219 | 196 | 658 | 688 | 658 | 688 |
| 15 to 19 years..... | 6,810 | 7,822 | 6,415 | 7,371 | 395 | 451 | 4,140 | 4,721 | 1,530 | 1,748 | 390 | 448 | 750 | 905 | 747 | 904 |
| 20 to 24 years..... | 8,528 | 10,101 | 7,866 | 9,281 | 662 | 820 | 5,022 | 5,759 | 1,704 | 2,141 | 665 | 819 | 1,147 | 1,382 | 1,142 | 1,382 |
| 25 to 29 years..... | 9,122 | 9,721 | 8,232 | 8,753 | 920 | 968 | 5,233 | 5,296 | 1,802 | 2,146 | 915 | 968 | 1,152 | 1,311 | 1,149 | 1,311 |
| 30 to 34 years..... | 8,578 | 7,901 | 7,274 | 6,874 | 1,304 | 1,027 | 4,800 | 4,174 | 1,507 | 1,737 | 1,290 | 1,025 | 981 | 965 | 968 | 965 |
| 35 to 44 years..... | 14,512 | 11,823 | 11,814 | 10,004 | 2,698 | 1,819 | 7,653 | 6,351 | 2,577 | 2,303 | 2,651 | 1,817 | 1,631 | 1,352 | 1,591 | 1,352 |
| 45 to 64 years..... | 8,177 | 6,690 | 6,279 | 5,370 | 1,898 | 1,320 | 4,575 | 3,822 | 964 | 884 | 1,877 | 1,319 | 761 | 665 | 742 | 664 |
| 65 to 64 years..... | 4,014 | 3,771 | 2,872 | 2,815 | 1,142 | 956 | 2,247 | 2,193 | 313 | 356 | 1,132 | 956 | 279 | 309 | 272 | 308 |
| 65 years and over..... | 2,189 | 2,195 | 1,433 | 1,542 | 756 | 653 | 1,142 | 1,200 | 155 | 162 | 754 | 652 | 138 | 181 | 137 | 180 |
| Age unknown..... | 93 | 82 | 88 | 51 | 5 | 11 | 68 | 18 | 4 | 2 | 5 | 11 | 16 | 31 | 16 | 31 |
| Knoxville, Tenn..... | 15,771 | 16,866 | 15,285 | 16,457 | 486 | 409 | 11,055 | 11,409 | 905 | 1,017 | 483 | 409 | 3,328 | 4,081 | 3,328 | 4,081 |
| Under 1 year..... | 329 | 316 | 329 | 316 | | | 248 | 237 | 17 | 19 | | | 64 | 60 | 64 | 60 |
| 1 to 4 years..... | 1,200 | 1,235 | 1,200 | 1,235 | | | 906 | 929 | 69 | 59 | | | 225 | 247 | 225 | 247 |
| 5 to 9 years..... | 1,654 | 1,674 | 1,652 | 1,670 | 2 | 4 | 1,194 | 1,218 | 105 | 98 | 2 | 4 | 353 | 354 | 353 | 354 |
| 10 to 14 years..... | 1,592 | 1,703 | 1,581 | 1,690 | 11 | 13 | 1,129 | 1,201 | 88 | 98 | 11 | 13 | 364 | 391 | 364 | 391 |
| 15 to 19 years..... | 1,628 | 1,956 | 1,608 | 1,931 | 20 | 25 | 1,205 | 1,338 | 92 | 111 | 19 | 25 | 312 | 432 | 312 | 432 |
| 20 to 24 years..... | 1,851 | 2,266 | 1,823 | 2,234 | 28 | 32 | 1,316 | 1,497 | 92 | 111 | 28 | 32 | 415 | 606 | 415 | 606 |
| 25 to 29 years..... | 1,653 | 1,743 | 1,619 | 1,714 | 34 | 29 | 1,160 | 1,161 | 102 | 115 | 34 | 29 | 357 | 438 | 357 | 438 |
| 30 to 34 years..... | 1,311 | 1,281 | 1,263 | 1,244 | 48 | 37 | 901 | 835 | 90 | 118 | 48 | 37 | 272 | 291 | 272 | 291 |
| 35 to 44 years..... | 1,942 | 2,064 | 1,858 | 2,010 | 84 | 54 | 1,276 | 1,264 | 132 | 153 | 83 | 54 | 451 | 533 | 451 | 533 |
| 45 to 64 years..... | 1,277 | 1,309 | 1,176 | 1,224 | 101 | 85 | 838 | 860 | 76 | 72 | 100 | 85 | 263 | 292 | 263 | 292 |
| 65 to 64 years..... | 693 | 751 | 607 | 690 | 86 | 61 | 435 | 503 | 22 | 29 | 86 | 61 | 150 | 150 | 150 | 153 |
| 65 years and over..... | 418 | 457 | 348 | 392 | 70 | 65 | 248 | 281 | 20 | 12 | 70 | 65 | 80 | 99 | 80 | 99 |
| Age unknown..... | 223 | 111 | 221 | 107 | 2 | 4 | 199 | 80 | | | 2 | 4 | 22 | 25 | 22 | 25 |
| La Crosse, Wis..... | 13,959 | 14,936 | 10,304 | 11,369 | 3,655 | 3,567 | 3,692 | 3,791 | 6 | | | | | | | |

TABLE 9.—AGES BY PERIODS OF YEARS OF THE AGGREGATE POPULATION, CLASSIFIED BY SEX, GENERAL NATIVITY, AND COLOR, FOR CITIES HAVING 25,000 INHABITANTS OR MORE: 1900—Continued.

| CITIES AND AGE PERIODS. | AGGREGATE. | | NATIVE BORN. | | FOREIGN BORN. | | NATIVE WHITE—NATIVE PARENTS. | | NATIVE WHITE—FOREIGN PARENTS. | | FOREIGN WHITE. | | TOTAL COLORED. ¹ | | NEGRO. ² | |
|-------------------------|------------|-----------|--------------|-----------|---------------|-----------|------------------------------|-----------|-------------------------------|-----------|----------------|-----------|-----------------------------|-----------|---------------------|-----------|
| | Males. | Fe-males. | Males. | Fe-males. | Males. | Fe-males. | Males. | Fe-males. | Males. | Fe-males. | Males. | Fe-males. | Males. | Fe-males. | Males. | Fe-males. |
| Lancaster, Pa..... | 19,440 | 22,019 | 17,692 | 20,275 | 1,748 | 1,744 | 13,665 | 15,682 | 3,658 | 4,189 | 1,732 | 1,742 | 385 | 406 | 371 | 406 |
| Under 1 year..... | 421 | 447 | 421 | 447 | | | 335 | 336 | 80 | 102 | | | 6 | 9 | 6 | 9 |
| 1 to 4 years..... | 1,542 | 1,484 | 1,538 | 1,483 | 4 | 1 | 1,211 | 1,147 | 292 | 308 | 4 | 1 | 85 | 28 | 35 | 28 |
| 5 to 9 years..... | 1,905 | 1,991 | 1,900 | 1,984 | 5 | 7 | 1,499 | 1,589 | 366 | 402 | 5 | 7 | 85 | 43 | 35 | 43 |
| 10 to 14 years..... | 1,942 | 2,035 | 1,889 | 2,008 | 58 | 32 | 1,434 | 1,582 | 415 | 385 | 53 | 32 | 40 | 36 | 40 | 36 |
| 15 to 19 years..... | 2,047 | 2,230 | 1,970 | 2,152 | 77 | 78 | 1,546 | 1,709 | 388 | 388 | 77 | 78 | 36 | 55 | 36 | 55 |
| 20 to 24 years..... | 1,811 | 2,238 | 1,713 | 2,157 | 98 | 111 | 1,849 | 1,662 | 332 | 440 | 93 | 111 | 37 | 55 | 37 | 55 |
| 25 to 29 years..... | 1,713 | 2,008 | 1,605 | 1,878 | 108 | 130 | 1,188 | 1,376 | 374 | 462 | 106 | 130 | 45 | 40 | 42 | 31 |
| 30 to 34 years..... | 1,472 | 1,685 | 1,320 | 1,555 | 152 | 130 | 985 | 1,152 | 309 | 375 | 148 | 130 | 80 | 28 | 26 | 28 |
| 35 to 44 years..... | 2,659 | 2,967 | 2,383 | 2,717 | 276 | 250 | 1,681 | 1,958 | 633 | 709 | 268 | 243 | 57 | 52 | 51 | 52 |
| 45 to 54 years..... | 1,880 | 2,213 | 1,532 | 1,879 | 343 | 334 | 1,204 | 1,466 | 286 | 332 | 347 | 334 | 43 | 31 | 42 | 31 |
| 55 to 64 years..... | 1,170 | 1,423 | 870 | 1,113 | 300 | 310 | 752 | 968 | 103 | 129 | 239 | 310 | 16 | 16 | 16 | 16 |
| 65 years and over..... | 872 | 1,259 | 542 | 898 | 330 | 361 | 478 | 780 | 59 | 106 | 330 | 361 | 5 | 12 | 5 | 12 |
| Age unknown..... | 6 | 9 | 4 | 9 | 2 | | 3 | 7 | 1 | 1 | | | | | | |
| Lawrence, Mass... | 30,263 | 32,296 | 16,460 | 17,522 | 13,803 | 14,774 | 5,114 | 5,353 | 11,298 | 12,130 | 13,746 | 14,773 | 105 | 40 | 47 | 40 |
| Under 1 year..... | 760 | 802 | 745 | 789 | 15 | 13 | 145 | 149 | 599 | 640 | 15 | 13 | 1 | | 1 | |
| 1 to 4 years..... | 2,617 | 2,694 | 2,453 | 2,526 | 164 | 168 | 476 | 479 | 1,974 | 2,044 | 164 | 168 | 3 | 3 | 3 | 3 |
| 5 to 9 years..... | 2,955 | 2,814 | 2,578 | 2,466 | 377 | 348 | 562 | 516 | 2,010 | 1,949 | 377 | 348 | 6 | 1 | 6 | 1 |
| 10 to 14 years..... | 2,608 | 2,548 | 1,990 | 1,904 | 613 | 644 | 474 | 460 | 1,511 | 1,440 | 613 | 644 | 5 | 4 | 5 | 4 |
| 15 to 19 years..... | 2,868 | 3,244 | 1,726 | 1,932 | 1,142 | 1,812 | 442 | 450 | 1,283 | 1,477 | 1,141 | 1,311 | 2 | 6 | 1 | 6 |
| 20 to 24 years..... | 3,215 | 3,690 | 1,536 | 1,779 | 1,679 | 1,911 | 426 | 468 | 1,104 | 1,804 | 1,676 | 1,911 | 9 | 7 | 6 | 7 |
| 25 to 29 years..... | 3,214 | 3,458 | 1,414 | 1,554 | 1,800 | 1,904 | 462 | 422 | 1,126 | 1,804 | 1,798 | 1,904 | 8 | 6 | 6 | 6 |
| 30 to 34 years..... | 2,728 | 2,655 | 1,008 | 1,061 | 1,715 | 1,594 | 361 | 340 | 644 | 721 | 1,701 | 1,594 | 17 | 3 | 3 | |
| 35 to 44 years..... | 4,177 | 4,349 | 1,490 | 1,680 | 2,687 | 2,669 | 635 | 700 | 849 | 976 | 2,661 | 2,669 | 32 | 4 | 5 | 4 |
| 45 to 54 years..... | 2,704 | 2,981 | 888 | 966 | 1,866 | 2,015 | 527 | 613 | 309 | 349 | 1,855 | 2,015 | 13 | 4 | 2 | 4 |
| 55 to 64 years..... | 1,526 | 1,828 | 382 | 474 | 1,144 | 1,354 | 325 | 404 | 51 | 68 | 1,144 | 1,354 | 6 | 2 | 2 | 2 |
| 65 years and over..... | 847 | 1,143 | 274 | 367 | 573 | 776 | 260 | 338 | 12 | 27 | 573 | 776 | 2 | 2 | 2 | 2 |
| Age unknown..... | 54 | 90 | 26 | 24 | 28 | 66 | 19 | 14 | 6 | 9 | 28 | 66 | 1 | 1 | 1 | 1 |
| Lexington, Ky..... | 12,328 | 14,041 | 11,820 | 13,625 | 508 | 416 | 6,336 | 6,755 | 1,067 | 1,165 | 504 | 410 | 4,421 | 5,711 | 4,419 | 5,711 |
| Under 1 year..... | 193 | 177 | 193 | 176 | | 1 | 114 | 94 | 12 | 7 | | 1 | 67 | 75 | 67 | 75 |
| 1 to 4 years..... | 779 | 755 | 778 | 754 | 1 | 1 | 420 | 401 | 57 | 43 | | 1 | 301 | 310 | 301 | 310 |
| 5 to 9 years..... | 1,115 | 1,115 | 1,113 | 1,113 | 2 | 2 | 607 | 588 | 96 | 96 | | | 480 | 460 | 480 | 460 |
| 10 to 14 years..... | 1,119 | 1,250 | 1,114 | 1,245 | 5 | 5 | 564 | 587 | 102 | 98 | | | 448 | 561 | 448 | 561 |
| 15 to 19 years..... | 1,156 | 1,397 | 1,147 | 1,384 | 9 | 18 | 586 | 667 | 122 | 108 | | | 439 | 609 | 439 | 609 |
| 20 to 24 years..... | 1,234 | 1,615 | 1,217 | 1,595 | 17 | 20 | 639 | 769 | 136 | 153 | | | 442 | 678 | 442 | 678 |
| 25 to 29 years..... | 1,260 | 1,498 | 1,231 | 1,466 | 29 | 32 | 664 | 703 | 134 | 185 | | | 431 | 579 | 431 | 579 |
| 30 to 34 years..... | 1,016 | 1,138 | 975 | 1,151 | 41 | 37 | 542 | 544 | 113 | 145 | | | 320 | 463 | 320 | 463 |
| 35 to 44 years..... | 1,836 | 2,076 | 1,746 | 2,003 | 90 | 73 | 845 | 964 | 200 | 192 | | | 700 | 847 | 698 | 847 |
| 45 to 54 years..... | 1,289 | 1,370 | 1,167 | 1,282 | 122 | 88 | 652 | 666 | 74 | 87 | | | 442 | 529 | 442 | 529 |
| 55 to 64 years..... | 714 | 892 | 623 | 818 | 91 | 74 | 389 | 470 | 24 | 27 | | | 211 | 321 | 211 | 321 |
| 65 years and over..... | 581 | 624 | 440 | 559 | 91 | 65 | 274 | 307 | 17 | 21 | | | 149 | 232 | 149 | 232 |
| Age unknown..... | 86 | 84 | 76 | 79 | 10 | 5 | 37 | 25 | | 2 | | | 39 | 52 | 39 | 52 |
| Lincoln, Nebr..... | 20,726 | 19,443 | 17,971 | 16,901 | 2,755 | 2,542 | 13,205 | 11,983 | 4,351 | 4,527 | 2,718 | 2,540 | 452 | 393 | 422 | 392 |
| Under 1 year..... | 291 | 308 | 289 | 302 | 2 | 1 | 173 | 183 | 111 | 116 | | | 5 | 3 | 5 | 3 |
| 1 to 4 years..... | 1,513 | 1,494 | 1,466 | 1,466 | 31 | 28 | 941 | 921 | 511 | 522 | 31 | 23 | 30 | 23 | 30 | 23 |
| 5 to 9 years..... | 1,964 | 1,892 | 1,899 | 1,846 | 65 | 46 | 1,236 | 1,219 | 629 | 593 | 65 | 46 | 34 | 34 | 34 | 34 |
| 10 to 14 years..... | 1,803 | 1,851 | 1,707 | 1,788 | 96 | 63 | 1,149 | 1,239 | 522 | 514 | 96 | 63 | 36 | 35 | 36 | 35 |
| 15 to 19 years..... | 2,018 | 2,140 | 1,925 | 1,958 | 93 | 182 | 1,892 | 1,330 | 492 | 583 | 93 | 182 | 41 | 45 | 41 | 45 |
| 20 to 24 years..... | 2,647 | 2,711 | 2,430 | 2,373 | 217 | 338 | 1,859 | 1,663 | 529 | 645 | 216 | 337 | 43 | 66 | 42 | 66 |
| 25 to 29 years..... | 2,262 | 2,089 | 1,924 | 1,733 | 333 | 356 | 1,487 | 1,233 | 399 | 449 | 336 | 356 | 40 | 51 | 39 | 51 |
| 30 to 34 years..... | 1,832 | 1,513 | 1,464 | 1,204 | 363 | 309 | 1,121 | 825 | 338 | 388 | 365 | 308 | 43 | 42 | 45 | 42 |
| 35 to 44 years..... | 2,920 | 2,429 | 2,318 | 1,943 | 602 | 486 | 1,754 | 1,464 | 480 | 437 | 589 | 486 | 97 | 42 | 85 | 42 |
| 45 to 54 years..... | 1,845 | 1,597 | 1,891 | 1,241 | 454 | 356 | 1,140 | 1,010 | 219 | 200 | 443 | 356 | 43 | 31 | 34 | 30 |
| 55 to 64 years..... | 1,087 | 867 | 764 | 638 | 323 | 229 | 624 | 539 | 119 | 87 | 320 | 229 | 24 | 12 | 23 | 12 |
| 65 years and over..... | 517 | 530 | 360 | 384 | 157 | 146 | 313 | 336 | 41 | 42 | 156 | 146 | 7 | 6 | 7 | 6 |
| Age unknown..... | 27 | 27 | 18 | 25 | 9 | 2 | 16 | 21 | 1 | 1 | | | 4 | 3 | 1 | 3 |
| Little Rock, Ark... | 19,271 | 19,036 | 18,073 | 18,135 | 1,198 | 901 | 8,770 | 8,320 | 2,244 | 2,177 | 1,181 | 898 | 7,076 | 7,641 | 7,053 | 7,641 |
| Under 1 year..... | 408 | 345 | 408 | 345 | | | 222 | 190 | 51 | 37 | | | 135 | 118 | 135 | 118 |
| 1 to 4 years..... | 1,365 | 1,364 | 1,364 | 1,362 | 1 | 2 | 757 | 693 | 176 | 187 | | | 431 | 482 | 431 | 482 |
| 5 to 9 years..... | 1,910 | 1,899 | 1,903 | 1,893 | 7 | 6 | 917 | 866 | 292 | 258 | | | 694 | 769 | 694 | 769 |
| 10 to 14 years..... | 1,727 | 1,906 | 1,711 | 1,897 | 16 | 9 | 766 | 876 | 268 | 280 | | | 677 | 761 | 677 | 761 |
| 15 to 19 years..... | 1,720 | 2,029 | 1,685 | 1,986 | 35 | 33 | 761 | 849 | 227 | 287 | | | 697 | 897 | 697 | 897 |
| 20 to 24 years..... | 2,137 | 2,430 | 2,041 | 2,337 | 96 | 93 | 963 | 1,064 | 222 | 287 | | | 854 | 1,056 | 847 | 1,056 |
| 25 to 29 years..... | 2,108 | 2,154 | 2,000 | 2,046 | 108 | 108 | 943 | 942 | 244 | 248 | | | 808 | 856 | 806 | 856 |
| 30 to 34 years..... | 1,833 | 1,578 | 1,671 | 1,473 | 162 | 105 | 866 | 682 | 211 | 196 | | | 536 | 595 | 535 | 595 |
| 35 to 44 years..... | 2,841 | 2,331 | 2,377 | 2,165 | 264 | 166 | 1,233 | 934 | 343 | 270 | | | 1,007 | 961 | 1,001 | 961 |
| 45 to 54 years..... | 1,779 | 1,564 | 1,547 | 1,397 | 232 | 167 | 726 | 619 | 144 | 125 | | | 682 | 656 | 677 | 656 |
| 55 to 64 years..... | 900 | 898 | 719 | 702 | 181 | 136 | 388 | 380 | 52 | 49 | | | 232 | 273 | 280 | 273 |
| 65 years and over..... | 423 | 451 | 336 | 375 | 92 | 76 | 167 | 185 | 13 | 20 | | | 157 | 170 | 157 | 170 |
| Age unknown..... | 115 | 97 | 111 | 97 | 4 | | 54 | 40 | | | | | 56 | 57 | 56 | 57 |
| Los Angeles, Cal... | 50,519 | 51,960 | 39,157 | 43,358 | 11,362 | 8,602 | 25,929 | 28,131 | 12,070 | 14,035 | 9,378 | 8,539 | 3,142 | 1,255 | 1,015 | 1,116 |
| Under 1 year..... | 773 | 672 | 771 | 672 | 2 | | 435 | 389 | 308 | 260 | | | | | | |

TABLE 9.—AGES BY PERIODS OF YEARS OF THE AGGREGATE POPULATION, CLASSIFIED BY SEX, GENERAL NATIVITY, AND COLOR, FOR CITIES HAVING 25,000 INHABITANTS OR MORE: 1900—Continued.

| CITIES AND AGE PERIODS. | AGGREGATE. | | NATIVE BORN. | | FOREIGN BORN. | | NATIVE WHITE—NATIVE PARENTS. | | NATIVE WHITE—FOREIGN PARENTS. | | FOREIGN WHITE. | | TOTAL COLORED. ¹ | | NEGRO. ² | |
|-------------------------|------------|----------|--------------|----------|---------------|----------|------------------------------|----------|-------------------------------|----------|----------------|----------|-----------------------------|----------|---------------------|----------|
| | Males. | Females. | Males. | Females. | Males. | Females. | Males. | Females. | Males. | Females. | Males. | Females. | Males. | Females. | Males. | Females. |
| Louisville, Ky..... | 99,531 | 105,200 | 88,864 | 94,440 | 10,667 | 10,760 | 43,594 | 44,855 | 26,444 | 29,300 | 10,649 | 10,748 | 18,844 | 20,297 | 18,842 | 20,297 |
| Under 1 year..... | 1,998 | 1,951 | 1,998 | 1,951 | | | 1,295 | 1,260 | 403 | 414 | | | 300 | 277 | 300 | 277 |
| 1 to 4 years..... | 7,501 | 7,449 | 7,485 | 7,440 | 16 | 9 | 4,770 | 4,694 | 1,654 | 1,637 | 16 | 9 | 1,061 | 1,109 | 1,061 | 1,109 |
| 5 to 9 years..... | 9,686 | 9,805 | 9,642 | 9,738 | 44 | 67 | 5,866 | 5,821 | 2,843 | 2,812 | 43 | 66 | 1,434 | 1,506 | 1,434 | 1,506 |
| 10 to 14 years..... | 9,340 | 9,408 | 9,191 | 9,254 | 149 | 154 | 5,244 | 5,111 | 2,458 | 2,538 | 148 | 151 | 1,490 | 1,608 | 1,490 | 1,608 |
| 15 to 19 years..... | 9,410 | 10,354 | 9,111 | 9,990 | 299 | 364 | 4,607 | 5,003 | 2,813 | 2,980 | 299 | 363 | 1,691 | 2,008 | 1,691 | 2,008 |
| 20 to 24 years..... | 10,882 | 12,397 | 10,338 | 11,811 | 544 | 586 | 4,567 | 5,074 | 3,859 | 3,858 | 542 | 583 | 2,414 | 2,882 | 2,414 | 2,882 |
| 25 to 29 years..... | 10,400 | 11,256 | 9,722 | 10,526 | 678 | 730 | 3,994 | 4,143 | 3,290 | 3,922 | 676 | 730 | 2,440 | 2,461 | 2,439 | 2,461 |
| 30 to 34 years..... | 8,824 | 8,688 | 7,896 | 7,933 | 928 | 755 | 3,158 | 2,979 | 2,984 | 3,248 | 927 | 753 | 1,755 | 1,708 | 1,755 | 1,708 |
| 35 to 44 years..... | 14,170 | 14,467 | 12,070 | 12,882 | 2,100 | 1,585 | 4,471 | 4,630 | 4,587 | 5,213 | 2,092 | 1,584 | 3,020 | 3,040 | 3,019 | 3,040 |
| 45 to 64 years..... | 8,620 | 9,232 | 6,456 | 7,019 | 2,164 | 2,213 | 2,896 | 2,961 | 1,809 | 2,125 | 2,163 | 2,213 | 1,752 | 1,933 | 1,752 | 1,933 |
| 65 to 64 years..... | 4,940 | 5,620 | 2,987 | 3,428 | 1,953 | 2,192 | 1,605 | 1,821 | 884 | 623 | 693 | 861 | 861 | 915 | 861 | 915 |
| 65 years and over..... | 3,294 | 4,221 | 1,530 | 2,159 | 1,764 | 2,062 | 884 | 1,253 | 204 | 241 | 1,764 | 2,062 | 442 | 665 | 442 | 665 |
| Age unknown..... | 466 | 352 | 438 | 309 | 28 | 43 | 237 | 105 | 17 | 19 | 28 | 43 | 184 | 185 | 184 | 185 |
| Lowell, Mass..... | 44,949 | 50,020 | 25,713 | 28,282 | 19,286 | 21,738 | 9,721 | 11,107 | 15,925 | 17,106 | 19,177 | 21,738 | 126 | 69 | 67 | 69 |
| Under 1 year..... | 1,035 | 1,041 | 989 | 1,018 | 46 | 23 | 188 | 149 | 800 | 867 | 46 | 23 | 1 | 2 | 1 | 2 |
| 1 to 4 years..... | 3,662 | 3,561 | 3,445 | 3,331 | 217 | 230 | 750 | 666 | 2,691 | 2,663 | 217 | 230 | 4 | 2 | 4 | 2 |
| 5 to 9 years..... | 4,110 | 4,130 | 3,640 | 3,641 | 470 | 489 | 782 | 888 | 2,855 | 2,747 | 470 | 489 | 3 | 3 | 3 | 3 |
| 10 to 14 years..... | 3,719 | 3,978 | 2,902 | 3,060 | 817 | 918 | 801 | 892 | 2,097 | 2,165 | 817 | 918 | 4 | 3 | 4 | 3 |
| 15 to 19 years..... | 4,445 | 4,829 | 2,596 | 2,872 | 1,849 | 1,957 | 800 | 982 | 1,790 | 1,882 | 1,847 | 1,957 | 8 | 8 | 8 | 8 |
| 20 to 24 years..... | 4,928 | 5,944 | 2,410 | 2,642 | 2,518 | 3,302 | 884 | 972 | 1,516 | 1,659 | 2,516 | 3,302 | 12 | 11 | 8 | 11 |
| 25 to 29 years..... | 4,846 | 5,438 | 2,080 | 2,341 | 2,766 | 3,097 | 847 | 883 | 1,226 | 1,452 | 2,762 | 3,097 | 11 | 6 | 7 | 6 |
| 30 to 34 years..... | 4,022 | 4,407 | 1,626 | 1,883 | 2,396 | 2,424 | 704 | 831 | 916 | 1,145 | 2,376 | 2,424 | 26 | 7 | 7 | 7 |
| 35 to 44 years..... | 6,235 | 6,804 | 2,708 | 3,066 | 3,527 | 3,738 | 1,376 | 1,503 | 1,319 | 1,553 | 3,505 | 3,738 | 35 | 10 | 15 | 10 |
| 45 to 64 years..... | 4,163 | 4,743 | 1,743 | 2,030 | 2,420 | 2,713 | 1,279 | 1,608 | 686 | 2,041 | 2,414 | 2,713 | 10 | 6 | 4 | 6 |
| 65 to 64 years..... | 2,248 | 2,923 | 845 | 1,150 | 1,403 | 1,773 | 712 | 929 | 130 | 215 | 1,402 | 1,773 | 4 | 6 | 3 | 6 |
| 65 years and over..... | 1,446 | 2,146 | 663 | 1,106 | 783 | 1,040 | 589 | 1,036 | 68 | 68 | 783 | 1,040 | 6 | 2 | 6 | 2 |
| Age unknown..... | 90 | 76 | 66 | 42 | 24 | 34 | 59 | 38 | 7 | 4 | 22 | 34 | 2 | | | |
| Lynn, Mass..... | 33,300 | 35,213 | 24,935 | 25,836 | 8,365 | 9,377 | 15,095 | 15,357 | 9,541 | 10,201 | 8,218 | 9,252 | 446 | 403 | 383 | 401 |
| Under 1 year..... | 667 | 656 | 661 | 651 | 6 | 5 | 241 | 240 | 412 | 402 | 6 | 5 | 8 | 9 | 8 | 9 |
| 1 to 4 years..... | 2,503 | 2,508 | 2,458 | 2,453 | 45 | 55 | 938 | 953 | 1,478 | 1,470 | 42 | 55 | 45 | 30 | 43 | 30 |
| 5 to 9 years..... | 2,984 | 3,016 | 2,851 | 2,882 | 133 | 134 | 1,202 | 1,172 | 1,604 | 1,667 | 131 | 131 | 47 | 46 | 47 | 46 |
| 10 to 14 years..... | 2,532 | 2,610 | 2,284 | 2,340 | 248 | 270 | 1,144 | 1,134 | 1,119 | 1,175 | 246 | 265 | 23 | 36 | 28 | 36 |
| 15 to 19 years..... | 2,680 | 2,798 | 2,130 | 2,250 | 450 | 543 | 1,118 | 1,206 | 881 | 1,038 | 447 | 542 | 34 | 27 | 33 | 27 |
| 20 to 24 years..... | 3,174 | 3,486 | 2,259 | 2,529 | 915 | 1,227 | 1,291 | 1,290 | 986 | 999 | 900 | 1,216 | 47 | 41 | 37 | 40 |
| 25 to 29 years..... | 3,405 | 3,668 | 2,136 | 2,259 | 1,219 | 1,391 | 1,315 | 1,230 | 846 | 964 | 1,208 | 1,375 | 36 | 36 | 30 | 35 |
| 30 to 34 years..... | 3,232 | 3,240 | 1,911 | 1,978 | 1,231 | 1,282 | 1,264 | 1,233 | 860 | 721 | 1,257 | 1,247 | 51 | 34 | 30 | 34 |
| 35 to 44 years..... | 5,094 | 5,314 | 3,260 | 3,419 | 1,834 | 1,895 | 2,221 | 2,248 | 1,015 | 1,144 | 1,791 | 1,869 | 67 | 53 | 50 | 53 |
| 45 to 64 years..... | 3,321 | 3,604 | 2,138 | 2,355 | 1,133 | 1,249 | 1,326 | 1,315 | 332 | 415 | 1,110 | 1,226 | 58 | 48 | 47 | 48 |
| 65 to 64 years..... | 2,014 | 2,317 | 1,349 | 1,537 | 665 | 780 | 1,229 | 1,380 | 107 | 144 | 660 | 772 | 13 | 21 | 18 | 21 |
| 65 years and over..... | 1,339 | 1,816 | 960 | 1,276 | 379 | 540 | 307 | 466 | 46 | 67 | 373 | 530 | 13 | 17 | 13 | 17 |
| Age unknown..... | 455 | 180 | 408 | 159 | 47 | 21 | 399 | 149 | 5 | 7 | 47 | 19 | 4 | 5 | 4 | 5 |
| McKeesport, Pa..... | 17,963 | 16,264 | 12,667 | 12,211 | 5,296 | 4,053 | 6,682 | 6,255 | 5,653 | 5,639 | 5,294 | 4,053 | 434 | 317 | 431 | 317 |
| Under 1 year..... | 548 | 537 | 545 | 534 | 3 | 3 | 202 | 213 | 329 | 309 | 3 | 3 | 14 | 12 | 14 | 12 |
| 1 to 4 years..... | 1,940 | 1,924 | 1,904 | 1,898 | 36 | 26 | 771 | 782 | 1,100 | 1,085 | 36 | 26 | 33 | 31 | 33 | 31 |
| 5 to 9 years..... | 1,988 | 2,099 | 1,914 | 2,013 | 74 | 86 | 798 | 806 | 1,090 | 1,174 | 74 | 86 | 26 | 33 | 26 | 33 |
| 10 to 14 years..... | 1,766 | 1,689 | 1,577 | 1,517 | 189 | 172 | 717 | 692 | 829 | 799 | 189 | 172 | 31 | 26 | 31 | 26 |
| 15 to 19 years..... | 1,560 | 1,646 | 1,240 | 1,265 | 320 | 381 | 673 | 707 | 531 | 530 | 320 | 381 | 36 | 31 | 36 | 31 |
| 20 to 24 years..... | 1,758 | 1,616 | 1,163 | 1,115 | 595 | 501 | 694 | 673 | 409 | 389 | 595 | 501 | 60 | 53 | 60 | 53 |
| 25 to 29 years..... | 1,947 | 1,638 | 1,158 | 1,076 | 789 | 562 | 703 | 623 | 374 | 405 | 789 | 562 | 81 | 48 | 81 | 48 |
| 30 to 34 years..... | 1,730 | 1,306 | 888 | 746 | 842 | 560 | 522 | 429 | 303 | 290 | 842 | 560 | 63 | 27 | 62 | 27 |
| 35 to 44 years..... | 2,467 | 1,863 | 1,193 | 1,050 | 1,274 | 813 | 706 | 604 | 435 | 415 | 1,273 | 813 | 53 | 31 | 52 | 31 |
| 45 to 64 years..... | 1,286 | 1,035 | 637 | 565 | 649 | 470 | 439 | 390 | 178 | 160 | 648 | 470 | 21 | 15 | 20 | 15 |
| 65 to 64 years..... | 640 | 572 | 287 | 279 | 353 | 293 | 228 | 215 | 48 | 56 | 353 | 293 | 11 | 8 | 11 | 8 |
| 65 years and over..... | 293 | 331 | 141 | 151 | 152 | 180 | 113 | 120 | 27 | 27 | 152 | 180 | 1 | 4 | 1 | 4 |
| Age unknown..... | 40 | 8 | 20 | 2 | 20 | 6 | 16 | 1 | | | 20 | 6 | 4 | | | |
| Malden, Mass..... | 15,699 | 17,965 | 11,493 | 12,658 | 4,206 | 5,307 | 6,381 | 7,131 | 4,941 | 5,312 | 4,159 | 5,269 | 218 | 253 | 193 | 253 |
| Under 1 year..... | 945 | 881 | 945 | 880 | | 1 | 126 | 134 | 216 | 237 | | 1 | 3 | 9 | 3 | 9 |
| 1 to 4 years..... | 1,351 | 1,288 | 1,330 | 1,276 | 21 | 12 | 436 | 416 | 864 | 829 | 21 | 11 | 30 | 32 | 30 | 32 |
| 5 to 9 years..... | 1,584 | 1,592 | 1,526 | 1,515 | 68 | 77 | 532 | 571 | 923 | 923 | 67 | 76 | 16 | 22 | 16 | 22 |
| 10 to 14 years..... | 1,353 | 1,460 | 1,242 | 1,326 | 111 | 134 | 520 | 567 | 703 | 745 | 111 | 132 | 19 | 16 | 19 | 16 |
| 15 to 19 years..... | 1,334 | 1,427 | 1,072 | 1,096 | 262 | 331 | 524 | 546 | 537 | 530 | 262 | 327 | 17 | 24 | 14 | 24 |
| 20 to 24 years..... | 1,283 | 1,846 | 900 | 1,054 | 383 | 792 | 495 | 575 | 390 | 445 | 373 | 785 | 25 | 41 | 23 | 41 |
| 25 to 29 years..... | 1,470 | 1,933 | 874 | 1,059 | 596 | 874 | 539 | 595 | 315 | 444 | 588 | 863 | 28 | 31 | 24 | 31 |
| 30 to 34 years..... | 1,333 | 1,664 | 784 | 926 | 599 | 738 | 489 | 557 | 283 | 359 | 593 | 737 | 18 | 11 | 14 | 11 |
| 35 to 44 years..... | 2,454 | 2,622 | 1,434 | 1,586 | 1,020 | 1,036 | 997 | 1,060 | 418 | 497 | 1,010 | 1,030 | 29 | 35 | 21 | 35 |
| 45 to 64 years..... | 1,529 | 1,656 | 946 | 1,053 | 583 | 603 | 765 | 844 | 166 | 198 | 579 | 603 | 19 | 11 | 16 | 11 |
| 65 to 64 years..... | 923 | 1,134 | 581 | 724 | 342 | 410 | 531 | 649 | 40 | 65 | 340 | 406 | 12 | 14 | 11 | 14 |
| 65 years and over..... | 638 | 916 | 416 | 629 | 222 | 287 | 387 | 538 | 27 | 37 | 222 | 287 | 2 | 4 | 2 | 4 |
| Age unknown..... | 5 | | | | | | | | | | | | | | | |

TABLE 9.—AGES BY PERIODS OF YEARS OF THE AGGREGATE POPULATION, CLASSIFIED BY SEX, GENERAL NATIVITY, AND COLOR, FOR CITIES HAVING 25,000 INHABITANTS OR MORE: 1900—Continued.

| CITIES AND AGE PERIODS. | AGGREGATE. | | NATIVE BORN. | | FOREIGN BORN. | | NATIVE WHITE—NATIVE PARENTS. | | NATIVE WHITE—FOREIGN PARENTS. | | FOREIGN WHITE. | | TOTAL COLORED. ¹ | | NEGRO. ² | |
|-----------------------------|------------|-----------|--------------|-----------|---------------|-----------|------------------------------|-----------|-------------------------------|-----------|----------------|-----------|-----------------------------|-----------|---------------------|-----------|
| | Males. | Fe-males. | Males. | Fe-males. | Males. | Fe-males. | Males. | Fe-males. | Males. | Fe-males. | Males. | Fe-males. | Males. | Fe-males. | Males. | Fe-males. |
| Memphis, Tenn. | 52,284 | 50,086 | 49,308 | 47,902 | 2,976 | 2,134 | 19,363 | 17,193 | 5,402 | 5,353 | 2,938 | 2,131 | 24,581 | 25,359 | 24,551 | 25,359 |
| Under 1 year | 766 | 764 | 766 | 763 | ----- | 1 | 348 | 343 | 83 | 83 | ----- | 1 | 335 | 337 | 335 | 337 |
| 1 to 4 years | 4,249 | 3,876 | 4,236 | 3,866 | 13 | 10 | 1,833 | 1,573 | 405 | 395 | 13 | 10 | 1,998 | 1,898 | 1,998 | 1,898 |
| 5 to 9 years | 5,493 | 5,107 | 5,455 | 5,075 | 38 | 32 | 2,275 | 1,999 | 518 | 569 | 38 | 32 | 2,662 | 2,507 | 2,662 | 2,507 |
| 10 to 14 years | 4,405 | 4,569 | 4,390 | 4,503 | 75 | 61 | 1,698 | 1,758 | 497 | 499 | 74 | 61 | 2,136 | 2,251 | 2,136 | 2,251 |
| 15 to 19 years | 4,625 | 5,012 | 4,532 | 4,914 | 93 | 98 | 1,601 | 1,695 | 509 | 595 | 91 | 97 | 2,424 | 2,625 | 2,424 | 2,625 |
| 20 to 24 years | 6,011 | 6,660 | 5,854 | 6,524 | 157 | 136 | 2,088 | 2,166 | 688 | 694 | 155 | 135 | 3,080 | 3,665 | 3,077 | 3,665 |
| 25 to 29 years | 6,104 | 5,759 | 5,904 | 5,581 | 200 | 178 | 2,246 | 1,784 | 655 | 663 | 198 | 178 | 3,005 | 3,134 | 3,004 | 3,134 |
| 30 to 34 years | 5,072 | 4,345 | 4,729 | 4,143 | 343 | 205 | 1,821 | 1,415 | 613 | 600 | 331 | 205 | 2,307 | 2,128 | 2,295 | 2,128 |
| 35 to 44 years | 7,551 | 6,461 | 6,833 | 6,082 | 718 | 379 | 2,727 | 2,019 | 908 | 793 | 713 | 379 | 3,203 | 3,270 | 3,199 | 3,270 |
| 45 to 54 years | 4,587 | 4,114 | 3,868 | 3,645 | 669 | 469 | 1,517 | 1,337 | 381 | 314 | 659 | 468 | 1,980 | 1,995 | 1,972 | 1,995 |
| 55 to 64 years | 2,288 | 2,032 | 1,810 | 1,751 | 428 | 331 | 1,757 | 1,698 | 113 | 110 | 424 | 331 | 944 | 943 | 942 | 943 |
| 65 years and over | 1,021 | 1,197 | 787 | 963 | 234 | 234 | 314 | 364 | 32 | 36 | 284 | 234 | 441 | 563 | 441 | 563 |
| Age unknown | 212 | 87 | 204 | 87 | 8 | 8 | 138 | 82 | ----- | 2 | ----- | 8 | 66 | 43 | 66 | 43 |
| Milwaukee, Wis. | 140,586 | 144,779 | 94,714 | 101,610 | 45,822 | 43,169 | 23,943 | 24,655 | 70,309 | 76,576 | 45,791 | 43,157 | 498 | 391 | 471 | 391 |
| Under 1 year | 3,632 | 3,449 | 3,626 | 3,439 | 6 | 10 | 1,156 | 1,027 | 2,465 | 2,407 | 6 | 10 | 5 | 5 | 5 | 5 |
| 1 to 4 years | 14,114 | 13,776 | 14,003 | 13,666 | 111 | 110 | 4,118 | 3,949 | 9,863 | 9,699 | 111 | 110 | 22 | 18 | 22 | 18 |
| 5 to 9 years | 17,006 | 16,982 | 16,394 | 16,407 | 612 | 575 | 4,269 | 4,451 | 12,105 | 11,934 | 612 | 575 | 20 | 22 | 20 | 22 |
| 10 to 14 years | 14,829 | 15,626 | 13,258 | 14,014 | 1,571 | 1,612 | 3,881 | 3,625 | 9,851 | 10,856 | 1,571 | 1,612 | 26 | 33 | 26 | 33 |
| 15 to 19 years | 13,422 | 15,220 | 11,048 | 12,468 | 2,374 | 2,752 | 2,752 | 2,962 | 8,342 | 9,477 | 2,374 | 2,752 | 29 | 29 | 29 | 29 |
| 20 to 24 years | 12,715 | 15,352 | 9,192 | 11,833 | 3,523 | 3,969 | 1,958 | 2,405 | 7,175 | 8,921 | 3,523 | 3,967 | 61 | 69 | 61 | 69 |
| 25 to 29 years | 12,166 | 12,933 | 7,991 | 8,999 | 4,175 | 3,934 | 1,517 | 1,515 | 6,899 | 7,417 | 4,175 | 3,981 | 77 | 70 | 75 | 70 |
| 30 to 34 years | 11,208 | 11,360 | 5,898 | 6,671 | 5,310 | 4,839 | 1,142 | 1,032 | 4,710 | 5,581 | 5,305 | 4,685 | 51 | 42 | 49 | 42 |
| 35 to 44 years | 19,424 | 18,094 | 8,468 | 9,275 | 10,956 | 8,819 | 1,649 | 1,601 | 6,707 | 7,606 | 10,943 | 8,816 | 125 | 71 | 116 | 71 |
| 45 to 54 years | 11,318 | 10,600 | 3,198 | 3,547 | 8,120 | 7,053 | 975 | 913 | 2,188 | 2,613 | 8,112 | 7,053 | 43 | 21 | 35 | 21 |
| 55 to 64 years | 5,961 | 6,129 | 936 | 1,028 | 5,025 | 5,101 | 556 | 583 | 370 | 487 | 5,024 | 5,101 | 11 | 8 | 11 | 8 |
| 65 years and over | 4,493 | 5,162 | 491 | 640 | 4,002 | 4,522 | 390 | 511 | 94 | 121 | 4,002 | 4,522 | 7 | 8 | 6 | 8 |
| Age unknown | 248 | 96 | 211 | 73 | 37 | 23 | 155 | 61 | ----- | 7 | ----- | 23 | 16 | 5 | 16 | 5 |
| Minneapolis, Minn. | 103,122 | 99,596 | 70,032 | 71,665 | 33,090 | 27,981 | 31,418 | 29,851 | 37,730 | 41,081 | 33,061 | 27,922 | 863 | 742 | 830 | 718 |
| Under 1 year | 2,159 | 2,043 | 2,151 | 2,039 | 8 | 9 | 742 | 701 | 1,394 | 1,329 | 8 | 9 | 15 | 9 | 15 | 8 |
| 1 to 4 years | 8,239 | 8,196 | 8,198 | 8,129 | 91 | 67 | 2,648 | 2,640 | 5,519 | 5,440 | 91 | 67 | 31 | 49 | 29 | 49 |
| 5 to 9 years | 10,457 | 10,589 | 10,208 | 10,303 | 249 | 286 | 3,382 | 3,373 | 6,767 | 6,872 | 249 | 286 | 59 | 58 | 57 | 58 |
| 10 to 14 years | 9,067 | 9,147 | 8,415 | 8,496 | 652 | 651 | 3,034 | 3,045 | 5,340 | 5,395 | 652 | 651 | 41 | 56 | 39 | 58 |
| 15 to 19 years | 7,737 | 9,509 | 6,389 | 7,749 | 1,368 | 1,760 | 2,667 | 2,876 | 3,677 | 4,815 | 1,368 | 1,760 | 45 | 58 | 42 | 58 |
| 20 to 24 years | 9,316 | 11,464 | 6,511 | 7,981 | 2,805 | 3,483 | 2,922 | 3,000 | 3,513 | 4,887 | 2,803 | 3,482 | 78 | 95 | 78 | 92 |
| 25 to 29 years | 10,416 | 10,741 | 6,122 | 6,848 | 4,294 | 3,893 | 2,724 | 2,621 | 3,292 | 4,126 | 4,292 | 3,890 | 108 | 104 | 106 | 101 |
| 30 to 34 years | 10,314 | 9,157 | 5,249 | 5,284 | 5,065 | 3,923 | 2,546 | 2,288 | 2,571 | 2,853 | 5,058 | 3,921 | 139 | 95 | 133 | 94 |
| 35 to 44 years | 18,454 | 14,432 | 8,743 | 7,704 | 9,711 | 6,728 | 4,706 | 3,809 | 3,858 | 3,774 | 9,705 | 6,726 | 185 | 123 | 178 | 116 |
| 45 to 54 years | 9,376 | 7,137 | 4,379 | 3,612 | 4,997 | 3,525 | 2,980 | 2,482 | 1,304 | 1,072 | 4,988 | 3,525 | 104 | 58 | 99 | 56 |
| 55 to 64 years | 4,318 | 4,041 | 2,080 | 2,032 | 2,238 | 2,009 | 1,676 | 1,482 | 371 | 345 | 2,237 | 2,009 | 34 | 13 | 33 | 13 |
| 65 years and over | 2,923 | 2,999 | 1,353 | 1,421 | 1,570 | 1,578 | 1,176 | 1,240 | 160 | 162 | 1,568 | 1,577 | 19 | 20 | 16 | 16 |
| Age unknown | 276 | 136 | 234 | 117 | 42 | 19 | 215 | 102 | 14 | 11 | 42 | 19 | 5 | 4 | 5 | 4 |
| Mobile, Ala. | 17,973 | 20,496 | 16,790 | 19,568 | 1,183 | 928 | 6,550 | 7,012 | 2,649 | 3,157 | 1,116 | 918 | 7,658 | 9,409 | 7,636 | 9,409 |
| Under 1 year | 330 | 329 | 330 | 329 | ----- | ----- | 161 | 165 | 21 | 31 | ----- | ----- | 148 | 133 | 148 | 133 |
| 1 to 4 years | 1,358 | 1,404 | 1,352 | 1,398 | 6 | 6 | 699 | 664 | 115 | 124 | 6 | 6 | 538 | 610 | 538 | 610 |
| 5 to 9 years | 1,897 | 1,933 | 1,882 | 1,919 | 15 | 14 | 898 | 903 | 193 | 204 | 14 | 14 | 792 | 812 | 791 | 812 |
| 10 to 14 years | 1,776 | 1,841 | 1,758 | 1,825 | 18 | 16 | 768 | 771 | 205 | 235 | 18 | 15 | 785 | 820 | 785 | 820 |
| 15 to 19 years | 1,631 | 1,959 | 1,610 | 1,938 | 21 | 21 | 670 | 747 | 227 | 284 | 19 | 20 | 715 | 908 | 715 | 908 |
| 20 to 24 years | 1,956 | 2,506 | 1,897 | 2,462 | 59 | 44 | 684 | 767 | 304 | 390 | 54 | 37 | 914 | 1,312 | 914 | 1,312 |
| 25 to 29 years | 1,944 | 2,221 | 1,857 | 2,170 | 87 | 51 | 559 | 671 | 371 | 396 | 74 | 51 | 910 | 1,108 | 903 | 1,103 |
| 30 to 34 years | 1,468 | 1,634 | 1,361 | 1,577 | 107 | 57 | 501 | 466 | 303 | 365 | 90 | 57 | 574 | 746 | 565 | 746 |
| 35 to 44 years | 2,369 | 2,714 | 2,143 | 2,629 | 216 | 85 | 672 | 747 | 549 | 631 | 199 | 85 | 989 | 1,251 | 985 | 1,251 |
| 45 to 54 years | 1,679 | 1,319 | 1,429 | 1,043 | 250 | 176 | 518 | 522 | 289 | 286 | 242 | 176 | 680 | 835 | 680 | 835 |
| 55 to 64 years | 804 | 1,051 | 615 | 851 | 139 | 220 | 212 | 307 | 86 | 185 | 157 | 220 | 319 | 359 | 319 | 359 |
| 65 years and over | 557 | 865 | 354 | 633 | 203 | 232 | 122 | 237 | 28 | 68 | 202 | 231 | 205 | 329 | 205 | 329 |
| Age unknown | 214 | 220 | 202 | 214 | 12 | 6 | 56 | 45 | 8 | 8 | 11 | 6 | 139 | 161 | 139 | 161 |
| Montgomery, Ala. | 13,958 | 16,388 | 13,550 | 16,130 | 408 | 258 | 5,319 | 5,461 | 823 | 850 | 393 | 256 | 7,423 | 9,821 | 7,408 | 9,821 |
| Under 1 year | 293 | 259 | 293 | 259 | ----- | ----- | 119 | 103 | 10 | 14 | ----- | ----- | 164 | 142 | 164 | 142 |
| 1 to 4 years | 1,179 | 1,189 | 1,177 | 1,189 | 2 | ----- | 483 | 442 | 61 | 47 | ----- | ----- | 633 | 700 | 633 | 700 |
| 5 to 9 years | 1,643 | 1,553 | 1,638 | 1,561 | 5 | 2 | 589 | 585 | 81 | 77 | 5 | 2 | 968 | 889 | 968 | 889 |
| 10 to 14 years | 1,434 | 1,519 | 1,428 | 1,510 | 6 | 9 | 539 | 548 | 76 | 75 | 6 | 9 | 813 | 887 | 813 | 887 |
| 15 to 19 years | 1,341 | 1,769 | 1,325 | 1,767 | 16 | 12 | 526 | 587 | 72 | 100 | 16 | 12 | 727 | 1,070 | 727 | 1,070 |
| 20 to 24 years | 1,411 | 2,134 | 1,392 | 2,116 | 19 | 18 | 587 | 630 | 99 | 112 | 19 | 18 | 706 | 1,324 | 703 | 1,324 |
| 25 to 29 years | 1,330 | 1,718 | 1,311 | 1,692 | 19 | 26 | 553 | 538 | 99 | 111 | 18 | 26 | 660 | 1,043 | 660 | 1,043 |
| 30 to 34 years | 1,088 | 1,222 | 1,040 | 1,204 | 48 | 18 | 434 | 371 | 92 | 93 | 44 | 18 | 513 | 740 | 513 | 740 |
| 35 to 44 years | 1,794 | 2,200 | 1,700 | 2,160 | 94 | 40 | 693 | 674 | 128 | 181 | 89 | 40 | 884 | 1,355 | 879 | 1,355 |
| 45 to 54 years | 1,401 | 1,449 | 1,293 | 1, | | | | | | | | | | | | |

TABLE 9.—AGES BY PERIODS OF YEARS OF THE AGGREGATE POPULATION, CLASSIFIED BY SEX, GENERAL NATIVITY, AND COLOR, FOR CITIES HAVING 25,000 INHABITANTS OR MORE: 1900—Continued.

| CITIES AND AGE PERIODS. | AGGREGATE. | | NATIVE BORN. | | FOREIGN BORN. | | NATIVE WHITE— NATIVE PARENTS. | | NATIVE WHITE— FOREIGN PARENTS. | | FOREIGN WHITE. | | TOTAL COLORED. ¹ | | NEGRO. ² | |
|-------------------------|------------|---------------|--------------|---------------|---------------|---------------|----------------------------------|---------------|-----------------------------------|---------------|----------------|---------------|--------------------------------|---------------|---------------------|---------------|
| | Males. | Fe- males. | Males. | Fe- males. | Males. | Fe- males. | Males. | Fe- males. | Males. | Fe- males. | Males. | Fe- males. | Males. | Fe- males. | Males. | Fe- males. |
| Newark, N. J. | 121,027 | 125,043 | 84,875 | 89,832 | 36,152 | 35,211 | 35,129 | 36,423 | 46,736 | 49,770 | 35,862 | 35,188 | 3,800 | 3,662 | 3,034 | 3,660 |
| Under 1 year. | 3,098 | 3,055 | 3,090 | 3,040 | 8 | 15 | 1,135 | 1,119 | 1,889 | 1,841 | 8 | 15 | 66 | 80 | 66 | 80 |
| 1 to 4 years. | 11,052 | 10,883 | 10,865 | 10,694 | 187 | 189 | 3,977 | 3,971 | 6,666 | 6,486 | 187 | 189 | 222 | 237 | 222 | 237 |
| 5 to 9 years. | 12,884 | 13,163 | 12,298 | 12,552 | 586 | 611 | 4,575 | 4,671 | 7,460 | 7,593 | 584 | 610 | 265 | 289 | 265 | 289 |
| 10 to 14 years. | 10,943 | 11,307 | 9,674 | 10,014 | 1,299 | 1,269 | 3,817 | 3,820 | 5,632 | 5,939 | 1,267 | 1,293 | 227 | 255 | 227 | 255 |
| 15 to 19 years. | 10,438 | 11,584 | 8,595 | 9,245 | 1,843 | 2,339 | 3,377 | 3,642 | 4,979 | 5,259 | 1,840 | 2,336 | 242 | 347 | 242 | 346 |
| 20 to 24 years. | 11,115 | 12,869 | 8,210 | 9,219 | 2,905 | 3,650 | 3,232 | 3,418 | 4,643 | 5,234 | 2,896 | 3,646 | 344 | 571 | 337 | 571 |
| 25 to 29 years. | 11,940 | 12,528 | 7,652 | 8,366 | 4,288 | 4,162 | 2,885 | 3,006 | 4,381 | 4,909 | 4,257 | 4,159 | 417 | 454 | 390 | 454 |
| 30 to 34 years. | 11,149 | 10,589 | 6,261 | 6,480 | 4,838 | 4,109 | 2,485 | 2,414 | 3,476 | 3,737 | 4,334 | 4,106 | 354 | 332 | 305 | 331 |
| 35 to 44 years. | 18,098 | 16,849 | 9,411 | 9,971 | 8,687 | 6,878 | 3,846 | 3,849 | 5,081 | 5,622 | 8,565 | 6,872 | 606 | 506 | 491 | 506 |
| 45 to 54 years. | 10,296 | 10,689 | 4,704 | 5,372 | 5,592 | 5,317 | 2,649 | 2,917 | 1,782 | 2,136 | 5,585 | 5,315 | 330 | 321 | 276 | 321 |
| 55 to 64 years. | 6,101 | 6,637 | 2,480 | 2,802 | 3,621 | 3,335 | 1,780 | 1,956 | 561 | 686 | 3,614 | 3,334 | 146 | 161 | 140 | 161 |
| 65 years and over. | 3,614 | 4,772 | 1,374 | 1,960 | 2,240 | 2,812 | 1,129 | 1,569 | 182 | 292 | 2,238 | 2,812 | 65 | 99 | 64 | 99 |
| Age unknown. | 299 | 118 | 261 | 117 | 38 | 1 | 242 | 71 | 4 | 36 | 37 | 1 | 16 | 10 | 16 | 10 |
| New Bedford, Mass. | 29,706 | 32,736 | 17,493 | 19,420 | 12,213 | 13,316 | 7,696 | 8,826 | 9,212 | 9,807 | 11,924 | 13,168 | 874 | 935 | 796 | 889 |
| Under 1 year. | 781 | 771 | 768 | 757 | 13 | 14 | 144 | 127 | 604 | 611 | 13 | 14 | 20 | 19 | 20 | 19 |
| 1 to 4 years. | 2,635 | 2,659 | 2,478 | 2,513 | 157 | 146 | 589 | 534 | 1,846 | 1,919 | 156 | 145 | 44 | 61 | 41 | 69 |
| 5 to 9 years. | 3,036 | 3,020 | 2,631 | 2,595 | 405 | 425 | 654 | 655 | 1,880 | 1,878 | 400 | 420 | 62 | 67 | 60 | 63 |
| 10 to 14 years. | 2,698 | 2,922 | 1,933 | 2,076 | 765 | 846 | 609 | 665 | 1,274 | 1,352 | 755 | 838 | 60 | 67 | 57 | 62 |
| 15 to 19 years. | 2,804 | 3,140 | 1,577 | 1,757 | 1,227 | 1,383 | 578 | 659 | 950 | 1,031 | 1,188 | 1,370 | 88 | 80 | 82 | 78 |
| 20 to 24 years. | 2,855 | 3,384 | 1,402 | 1,562 | 1,458 | 1,822 | 596 | 720 | 752 | 761 | 1,398 | 1,795 | 109 | 108 | 100 | 105 |
| 25 to 29 years. | 2,897 | 3,054 | 1,307 | 1,389 | 1,590 | 1,665 | 629 | 663 | 619 | 665 | 1,637 | 1,638 | 112 | 88 | 104 | 86 |
| 30 to 34 years. | 2,502 | 2,687 | 1,034 | 1,206 | 1,468 | 1,481 | 567 | 633 | 428 | 522 | 1,433 | 1,466 | 74 | 66 | 67 | 63 |
| 35 to 44 years. | 4,087 | 4,346 | 1,774 | 2,070 | 2,313 | 2,276 | 1,116 | 1,265 | 691 | 2,259 | 2,252 | 130 | 138 | 112 | 130 | |
| 45 to 54 years. | 2,534 | 3,145 | 1,129 | 1,438 | 1,455 | 1,707 | 866 | 1,112 | 200 | 241 | 1,422 | 1,693 | 96 | 99 | 78 | 93 |
| 55 to 64 years. | 1,671 | 1,933 | 769 | 1,000 | 902 | 983 | 630 | 845 | 54 | 87 | 899 | 973 | 38 | 78 | 34 | 74 |
| 65 years and over. | 1,116 | 1,603 | 670 | 1,044 | 446 | 659 | 612 | 935 | 20 | 49 | 445 | 555 | 39 | 64 | 39 | 57 |
| Age unknown. | 40 | 22 | 21 | 13 | 19 | 9 | 16 | 13 | 3 | 2 | 19 | 9 | 2 | 2 | 2 | 2 |
| New Britain, Conn. | 13,333 | 12,665 | 8,203 | 8,502 | 5,130 | 4,163 | 3,246 | 3,355 | 4,909 | 5,077 | 5,117 | 4,163 | 61 | 70 | 48 | 70 |
| Under 1 year. | 346 | 381 | 346 | 380 | 1 | 1 | 94 | 119 | 251 | 259 | 1 | 1 | 1 | 2 | 1 | 2 |
| 1 to 4 years. | 1,249 | 1,189 | 1,212 | 1,164 | 37 | 25 | 350 | 350 | 859 | 810 | 37 | 25 | 3 | 4 | 3 | 4 |
| 5 to 9 years. | 1,293 | 1,327 | 1,227 | 1,263 | 66 | 64 | 411 | 393 | 813 | 868 | 66 | 64 | 3 | 2 | 3 | 2 |
| 10 to 14 years. | 1,044 | 1,125 | 910 | 978 | 134 | 147 | 287 | 324 | 622 | 651 | 133 | 147 | 2 | 3 | 1 | 3 |
| 15 to 19 years. | 1,094 | 1,167 | 782 | 811 | 312 | 356 | 250 | 258 | 527 | 541 | 312 | 356 | 5 | 12 | 5 | 12 |
| 20 to 24 years. | 1,508 | 1,388 | 833 | 853 | 675 | 535 | 314 | 301 | 514 | 534 | 673 | 535 | 7 | 18 | 5 | 18 |
| 25 to 29 years. | 1,605 | 1,357 | 724 | 752 | 881 | 605 | 289 | 286 | 428 | 458 | 879 | 605 | 9 | 8 | 7 | 8 |
| 30 to 34 years. | 1,331 | 1,052 | 590 | 566 | 791 | 486 | 254 | 226 | 332 | 331 | 788 | 486 | 7 | 9 | 4 | 9 |
| 35 to 44 years. | 1,746 | 1,561 | 742 | 805 | 1,004 | 756 | 337 | 347 | 398 | 453 | 1,001 | 756 | 10 | 5 | 6 | 5 |
| 45 to 54 years. | 1,033 | 992 | 433 | 446 | 650 | 546 | 237 | 304 | 138 | 138 | 649 | 546 | 4 | 4 | 9 | 4 |
| 55 to 64 years. | 616 | 669 | 235 | 275 | 381 | 394 | 211 | 245 | 21 | 29 | 380 | 394 | 4 | 1 | 3 | 1 |
| 65 years and over. | 356 | 457 | 163 | 209 | 193 | 248 | 156 | 202 | 6 | 5 | 193 | 248 | 1 | 2 | 1 | 2 |
| Age unknown. | 12 | 6 | 6 | 6 | 6 | 6 | 6 | 6 | 6 | 6 | 6 | 6 | 6 | 6 | 6 | 6 |
| Newcastle, Pa. | 14,778 | 13,561 | 11,621 | 11,394 | 3,157 | 2,167 | 8,168 | 7,938 | 3,202 | 3,246 | 3,147 | 2,167 | 261 | 210 | 253 | 210 |
| Under 1 year. | 321 | 350 | 320 | 350 | 1 | 1 | 200 | 178 | 118 | 164 | 1 | 1 | 2 | 8 | 2 | 8 |
| 1 to 4 years. | 1,232 | 1,254 | 1,200 | 1,209 | 32 | 45 | 717 | 768 | 471 | 428 | 32 | 45 | 12 | 13 | 12 | 13 |
| 5 to 9 years. | 1,421 | 1,437 | 1,299 | 1,323 | 122 | 114 | 898 | 859 | 386 | 445 | 122 | 114 | 15 | 19 | 15 | 19 |
| 10 to 14 years. | 1,276 | 1,247 | 1,147 | 1,115 | 129 | 132 | 810 | 778 | 315 | 320 | 129 | 132 | 20 | 17 | 20 | 17 |
| 15 to 19 years. | 1,436 | 1,293 | 1,281 | 1,121 | 155 | 172 | 810 | 790 | 448 | 317 | 155 | 172 | 23 | 24 | 22 | 24 |
| 20 to 24 years. | 1,586 | 1,535 | 1,264 | 1,261 | 322 | 274 | 941 | 918 | 238 | 320 | 321 | 274 | 41 | 23 | 41 | 23 |
| 25 to 29 years. | 1,752 | 1,433 | 1,242 | 1,157 | 310 | 276 | 908 | 821 | 311 | 509 | 276 | 42 | 25 | 41 | 25 | |
| 30 to 34 years. | 1,430 | 1,138 | 989 | 921 | 491 | 237 | 712 | 657 | 244 | 235 | 489 | 237 | 35 | 19 | 33 | 19 |
| 35 to 44 years. | 2,130 | 1,753 | 1,412 | 1,329 | 718 | 404 | 1,024 | 907 | 355 | 338 | 715 | 404 | 36 | 34 | 34 | 34 |
| 45 to 54 years. | 1,179 | 1,039 | 845 | 800 | 334 | 239 | 653 | 626 | 173 | 160 | 332 | 239 | 21 | 14 | 19 | 14 |
| 55 to 64 years. | 522 | 620 | 361 | 461 | 161 | 159 | 237 | 364 | 65 | 89 | 160 | 159 | 10 | 8 | 10 | 8 |
| 65 years and over. | 363 | 452 | 245 | 339 | 123 | 113 | 192 | 264 | 49 | 69 | 123 | 113 | 4 | 6 | 4 | 6 |
| Age unknown. | 75 | 10 | 16 | 8 | 59 | 2 | 14 | 8 | 2 | 59 | 2 | 2 | 2 | 2 | 2 | 2 |
| New Haven, Conn. | 53,842 | 54,185 | 38,530 | 38,695 | 15,312 | 15,490 | 18,523 | 17,862 | 18,679 | 19,320 | 15,184 | 15,470 | 1,456 | 1,533 | 1,355 | 1,532 |
| Under 1 year. | 1,261 | 1,181 | 1,254 | 1,178 | 7 | 3 | 413 | 395 | 814 | 760 | 7 | 3 | 27 | 23 | 27 | 23 |
| 1 to 4 years. | 4,455 | 4,350 | 4,372 | 4,255 | 83 | 95 | 1,565 | 1,484 | 2,719 | 2,665 | 83 | 95 | 88 | 106 | 88 | 106 |
| 5 to 9 years. | 5,170 | 5,070 | 4,871 | 4,804 | 299 | 266 | 1,775 | 1,633 | 2,973 | 3,002 | 299 | 266 | 123 | 119 | 123 | 119 |
| 10 to 14 years. | 4,471 | 4,468 | 3,883 | 3,902 | 588 | 566 | 1,477 | 1,505 | 2,300 | 2,278 | 588 | 566 | 106 | 119 | 106 | 119 |
| 15 to 19 years. | 4,738 | 4,577 | 3,832 | 3,559 | 906 | 1,018 | 1,785 | 1,420 | 1,924 | 2,008 | 905 | 1,017 | 124 | 132 | 124 | 132 |
| 20 to 24 years. | 5,848 | 5,567 | 4,439 | 3,741 | 1,409 | 1,409 | 2,294 | 1,466 | 2,021 | 2,106 | 1,398 | 1,825 | 135 | 170 | 125 | 170 |
| 25 to 29 years. | 5,255 | 5,543 | 3,404 | 3,599 | 1,851 | 1,944 | 1,524 | 1,470 | 1,739 | 1,959 | 1,826 | 1,943 | 166 | 171 | 148 | 171 |
| 30 to 34 years. | 4,695 | 4,672 | 2,753 | 2,845 | 1,942 | 1,827 | 1,297 | 1,269 | 1,332 | 1,449 | 1,917 | 1,825 | 149 | 129 | 129 | 129 |
| 35 to 44 years. | 7,737 | 7,566 | 4,367 | 4,543 | 3,420 | 3,043 | 2,267 | 2,284 | 1,908 | 2,036 | 3,387 | 3,038 | 235 | 228 | 205 | 227 |
| 45 to 54 years. | 5,077 | 5,198 | 2,634 | 2,867 | 2,443 | 2,331 | 1,805 | 1,948 | 682 | 750 | 2,423 | 2,325 | 167 | 175 | 152 | 175 |
| 55 to 64 years. | 3,013 | 3,332 | 1,519 | 1,794 | 1,494 | 1,538 | 1,245 | 1,492 | 193 | 220 | 1,484 | 1,536 | 91 | 84 | 84 | 84 |
| 65 years and over. | 1,989 | 2,588 | 1,138 | 1,575 | 851 | 1,013 | 1,033 | 1,420 | 64 | 82 | 849 | 1,011 | 43 | 75 | 43 | 75 |
| Age unknown. | 83 | 53 | 64 | 33 | 19 | 20 | | | | | | | | | | |

TABLE 9.—AGES BY PERIODS OF YEARS OF THE AGGREGATE POPULATION, CLASSIFIED BY SEX, GENERAL NATIVITY, AND COLOR, FOR CITIES HAVING 25,000 INHABITANTS OR MORE: 1900—Continued.

Table with columns for Cities and Age Periods, Aggregate (Males, Females), Native Born (Males, Females), Foreign Born (Males, Females), Native White-Native Parents (Males, Females), Native White-Foreign Parents (Males, Females), Foreign White (Males, Females), Total Colored (Males, Females), and Negro (Males, Females). Rows list cities like Newport, Ky., Newton, Mass., New York, N. Y., Manhattan and Bronx boroughs, N. Y., Brooklyn borough, N. Y., and Queens borough, N. Y., with age groups from Under 1 year to 65 years and over.

1 Persons of negro descent, Chinese, Japanese, and Indians.

2 Includes all persons of negro descent.

TABLE 9.—AGES BY PERIODS OF YEARS OF THE AGGREGATE POPULATION, CLASSIFIED BY SEX, GENERAL NATIVITY, AND COLOR, FOR CITIES HAVING 25,000 INHABITANTS OR MORE: 1900—Continued.

| CITIES AND AGE PERIODS. | AGGREGATE. | | NATIVE BORN. | | FOREIGN BORN. | | NATIVE WHITE—NATIVE PARENTS. | | NATIVE WHITE—FOREIGN PARENTS. | | FOREIGN WHITE. | | TOTAL COLORED. ¹ | | NEGRO. ² | |
|-------------------------|------------|-----------|--------------|-----------|---------------|-----------|------------------------------|-----------|-------------------------------|-----------|----------------|-----------|-----------------------------|-----------|---------------------|-----------|
| | Males. | Fe-males. | Males. | Fe-males. | Males. | Fe-males. | Males. | Fe-males. | Males. | Fe-males. | Males. | Fe-males. | Males. | Fe-males. | Males. | Fe-males. |
| Richmond, N. Y. | 34,410 | 32,611 | 24,597 | 23,737 | 9,813 | 8,874 | 11,648 | 11,130 | 12,478 | 12,026 | 9,715 | 8,866 | 569 | 589 | 436 | 586 |
| Under 1 year..... | 780 | 782 | 774 | 781 | 6 | 1 | 346 | 346 | 414 | 420 | 6 | 1 | 14 | 15 | 13 | 15 |
| 1 to 4 years..... | 2,952 | 2,968 | 2,913 | 2,922 | 39 | 46 | 1,273 | 1,300 | 1,602 | 1,577 | 39 | 46 | 38 | 45 | 38 | 45 |
| 5 to 9 years..... | 3,861 | 3,497 | 3,729 | 3,380 | 132 | 117 | 1,600 | 1,492 | 2,066 | 1,838 | 132 | 117 | 43 | 50 | 43 | 49 |
| 10 to 14 years..... | 3,377 | 2,915 | 3,184 | 2,684 | 243 | 231 | 1,455 | 1,240 | 1,661 | 1,398 | 243 | 230 | 36 | 47 | 38 | 46 |
| 15 to 19 years..... | 2,630 | 2,914 | 2,237 | 2,383 | 898 | 581 | 1,087 | 1,017 | 1,152 | 1,288 | 891 | 550 | 50 | 79 | 48 | 79 |
| 20 to 24 years..... | 3,122 | 3,173 | 2,294 | 2,234 | 828 | 939 | 1,004 | 920 | 1,241 | 1,235 | 816 | 937 | 61 | 80 | 50 | 80 |
| 25 to 29 years..... | 3,145 | 3,185 | 2,076 | 2,083 | 1,069 | 1,102 | 900 | 901 | 1,129 | 1,131 | 1,061 | 1,102 | 55 | 51 | 48 | 51 |
| 30 to 34 years..... | 2,936 | 2,805 | 1,719 | 1,722 | 1,217 | 1,083 | 745 | 711 | 889 | 961 | 1,204 | 1,081 | 48 | 52 | 36 | 61 |
| 35 to 44 years..... | 4,976 | 4,262 | 2,637 | 2,578 | 2,339 | 1,684 | 1,206 | 1,128 | 1,377 | 1,332 | 2,294 | 1,684 | 99 | 68 | 60 | 63 |
| 45 to 54 years..... | 2,992 | 2,820 | 1,469 | 1,496 | 1,523 | 1,334 | 840 | 599 | 573 | 541 | 1,507 | 1,334 | 67 | 46 | 56 | 46 |
| 55 to 64 years..... | 1,999 | 1,848 | 868 | 841 | 1,131 | 1,007 | 650 | 638 | 191 | 174 | 1,129 | 1,006 | 29 | 30 | 29 | 30 |
| 65 years and over..... | 1,638 | 1,438 | 743 | 640 | 892 | 793 | 608 | 537 | 108 | 79 | 892 | 797 | 27 | 25 | 27 | 25 |
| Age unknown..... | 5 | 4 | 4 | 3 | 1 | 1 | 4 | 1 | 1 | 1 | 1 | 1 | 1 | 1 | 1 | 1 |
| Norfolk, Va. | 22,704 | 23,920 | 21,660 | 23,259 | 1,044 | 661 | 10,835 | 11,030 | 1,351 | 1,495 | 949 | 657 | 9,569 | 10,738 | 9,492 | 10,738 |
| Under 1 year..... | 496 | 496 | 496 | 496 | | | 255 | 241 | 34 | 43 | | | 207 | 212 | 207 | 212 |
| 1 to 4 years..... | 1,828 | 1,773 | 1,822 | 1,766 | 6 | 7 | 909 | 889 | 157 | 134 | 6 | 7 | 756 | 743 | 756 | 743 |
| 5 to 9 years..... | 2,132 | 2,203 | 2,125 | 2,197 | 7 | 6 | 1,102 | 1,206 | 171 | 202 | 7 | 6 | 852 | 859 | 852 | 859 |
| 10 to 14 years..... | 1,914 | 2,179 | 1,896 | 2,160 | 18 | 19 | 1,013 | 1,079 | 128 | 160 | 18 | 19 | 755 | 921 | 755 | 921 |
| 15 to 19 years..... | 1,868 | 2,333 | 1,823 | 2,299 | 45 | 34 | 903 | 1,043 | 115 | 136 | 43 | 34 | 807 | 1,120 | 805 | 1,120 |
| 20 to 24 years..... | 2,580 | 3,145 | 2,486 | 3,065 | 94 | 80 | 1,149 | 1,260 | 112 | 171 | 89 | 79 | 1,230 | 1,635 | 1,224 | 1,635 |
| 25 to 29 years..... | 2,521 | 2,608 | 2,401 | 2,517 | 120 | 91 | 1,150 | 1,094 | 106 | 152 | 99 | 91 | 1,166 | 1,271 | 1,161 | 1,271 |
| 30 to 34 years..... | 2,211 | 2,131 | 2,066 | 2,051 | 145 | 80 | 985 | 913 | 127 | 133 | 131 | 80 | 968 | 1,005 | 957 | 1,005 |
| 35 to 44 years..... | 3,582 | 3,256 | 3,331 | 3,133 | 251 | 123 | 1,576 | 1,857 | 230 | 208 | 211 | 121 | 1,565 | 1,540 | 1,532 | 1,540 |
| 45 to 54 years..... | 1,985 | 1,926 | 1,814 | 1,832 | 171 | 94 | 938 | 937 | 108 | 74 | 159 | 94 | 780 | 821 | 770 | 821 |
| 55 to 64 years..... | 960 | 1,072 | 853 | 1,001 | 107 | 71 | 516 | 603 | 41 | 45 | 106 | 70 | 297 | 354 | 297 | 354 |
| 65 years and over..... | 516 | 744 | 441 | 690 | 75 | 54 | 263 | 420 | 21 | 37 | 75 | 54 | 152 | 233 | 152 | 233 |
| Age unknown..... | 111 | 54 | 106 | 52 | 5 | 2 | 71 | 28 | 2 | 1 | 5 | 2 | 34 | 24 | 34 | 24 |
| Oakland, Cal. | 32,921 | 34,039 | 23,623 | 26,081 | 9,298 | 7,953 | 11,881 | 12,909 | 11,114 | 12,661 | 8,304 | 7,919 | 1,622 | 550 | 524 | 502 |
| Under 1 year..... | 551 | 574 | 550 | 573 | 1 | 1 | 264 | 288 | 279 | 277 | 1 | 1 | 7 | 8 | 7 | 5 |
| 1 to 4 years..... | 2,080 | 2,138 | 2,061 | 2,120 | 19 | 18 | 931 | 972 | 1,106 | 1,129 | 19 | 18 | 24 | 19 | 18 | 16 |
| 5 to 9 years..... | 2,937 | 3,046 | 2,877 | 2,996 | 60 | 50 | 1,230 | 1,217 | 1,594 | 1,746 | 59 | 50 | 54 | 33 | 49 | 31 |
| 10 to 14 years..... | 2,858 | 2,967 | 2,711 | 2,815 | 147 | 152 | 1,155 | 1,200 | 1,512 | 1,569 | 144 | 150 | 47 | 48 | 38 | 44 |
| 15 to 19 years..... | 2,978 | 3,175 | 2,599 | 2,387 | 379 | 288 | 1,093 | 1,234 | 1,434 | 1,614 | 306 | 235 | 145 | 42 | 45 | 38 |
| 20 to 24 years..... | 3,056 | 3,558 | 2,607 | 2,993 | 449 | 565 | 1,038 | 1,237 | 1,484 | 1,706 | 366 | 556 | 168 | 59 | 43 | 47 |
| 25 to 29 years..... | 2,661 | 3,200 | 2,006 | 2,469 | 655 | 731 | 890 | 1,068 | 1,034 | 1,347 | 553 | 726 | 184 | 59 | 47 | 52 |
| 30 to 34 years..... | 2,692 | 2,824 | 1,680 | 2,009 | 1,012 | 815 | 859 | 971 | 765 | 989 | 865 | 813 | 203 | 51 | 48 | 49 |
| 35 to 44 years..... | 5,025 | 4,845 | 2,711 | 3,160 | 2,314 | 1,685 | 1,538 | 1,744 | 1,079 | 1,325 | 1,959 | 1,676 | 449 | 100 | 104 | 94 |
| 45 to 54 years..... | 3,671 | 3,556 | 1,660 | 1,897 | 1,911 | 1,659 | 1,100 | 1,228 | 507 | 609 | 1,759 | 1,653 | 205 | 66 | 63 | 62 |
| 55 to 64 years..... | 2,402 | 2,378 | 1,008 | 1,167 | 1,394 | 1,211 | 790 | 900 | 190 | 235 | 1,357 | 1,208 | 35 | 35 | 32 | 34 |
| 65 years and over..... | 1,769 | 1,594 | 892 | 869 | 877 | 725 | 760 | 741 | 116 | 104 | 864 | 725 | 29 | 24 | 17 | 24 |
| Age unknown..... | 341 | 184 | 261 | 126 | 80 | 58 | 233 | 109 | 14 | 11 | 72 | 58 | 22 | 6 | 13 | 6 |
| Omaha, Nebr. | 54,093 | 48,462 | 41,476 | 37,527 | 12,617 | 10,935 | 23,247 | 19,505 | 16,487 | 16,341 | 12,504 | 10,925 | 1,855 | 1,691 | 1,755 | 1,688 |
| Under 1 year..... | 998 | 944 | 995 | 943 | 3 | 1 | 449 | 403 | 525 | 516 | 3 | 1 | 21 | 24 | 21 | 24 |
| 1 to 4 years..... | 3,697 | 3,692 | 3,678 | 3,674 | 19 | 18 | 1,523 | 1,548 | 2,078 | 2,029 | 19 | 18 | 77 | 97 | 77 | 97 |
| 5 to 9 years..... | 5,070 | 4,973 | 4,968 | 4,880 | 102 | 93 | 2,103 | 2,086 | 2,753 | 2,712 | 102 | 93 | 107 | 132 | 107 | 132 |
| 10 to 14 years..... | 4,493 | 4,437 | 4,212 | 4,192 | 236 | 235 | 1,850 | 1,860 | 2,232 | 2,202 | 235 | 235 | 101 | 130 | 101 | 130 |
| 15 to 19 years..... | 4,255 | 5,042 | 3,706 | 4,135 | 549 | 907 | 1,826 | 2,018 | 1,731 | 1,943 | 546 | 907 | 152 | 174 | 148 | 174 |
| 20 to 24 years..... | 5,323 | 5,959 | 4,373 | 4,634 | 950 | 1,325 | 2,571 | 2,440 | 1,563 | 1,918 | 940 | 1,324 | 249 | 277 | 239 | 276 |
| 25 to 29 years..... | 6,401 | 5,312 | 5,020 | 3,938 | 1,381 | 1,374 | 3,141 | 2,127 | 1,610 | 1,613 | 1,371 | 1,373 | 279 | 199 | 269 | 199 |
| 30 to 34 years..... | 5,689 | 4,504 | 3,937 | 3,050 | 1,752 | 1,454 | 2,499 | 1,784 | 1,231 | 1,155 | 1,738 | 1,452 | 221 | 163 | 211 | 162 |
| 35 to 44 years..... | 9,553 | 6,508 | 5,938 | 4,240 | 3,560 | 2,268 | 3,847 | 2,500 | 1,820 | 1,473 | 3,514 | 2,266 | 372 | 269 | 331 | 268 |
| 45 to 54 years..... | 4,882 | 3,821 | 2,712 | 2,163 | 2,170 | 1,658 | 1,911 | 1,483 | 636 | 542 | 2,145 | 1,655 | 190 | 136 | 170 | 136 |
| 55 to 64 years..... | 2,410 | 1,834 | 1,255 | 1,025 | 1,155 | 925 | 965 | 636 | 287 | 170 | 1,162 | 929 | 56 | 49 | 53 | 49 |
| 65 years and over..... | 1,257 | 1,229 | 578 | 623 | 678 | 606 | 485 | 526 | 62 | 65 | 673 | 605 | 22 | 20 | 20 | 35 |
| Age unknown..... | 60 | 37 | 48 | 30 | 12 | 7 | 37 | 19 | 4 | 5 | 11 | 7 | 8 | 6 | 8 | 6 |
| Oshkosh, Wis. | 13,543 | 14,741 | 9,778 | 11,150 | 3,765 | 3,591 | 3,668 | 3,936 | 6,077 | 7,183 | 3,748 | 3,591 | 50 | 31 | 26 | 26 |
| Under 1 year..... | 279 | 295 | 278 | 285 | 1 | | 116 | 102 | 162 | 183 | 1 | | 5 | 2 | 3 | 2 |
| 1 to 4 years..... | 1,261 | 1,248 | 1,251 | 1,238 | 10 | 10 | 439 | 433 | 807 | 803 | 10 | 10 | 3 | 7 | 2 | 6 |
| 5 to 9 years..... | 1,556 | 1,651 | 1,510 | 1,622 | 46 | 29 | 507 | 556 | 1,000 | 1,059 | 46 | 29 | 3 | 2 | 2 | 2 |
| 10 to 14 years..... | 1,365 | 1,444 | 1,276 | 1,348 | 89 | 96 | 448 | 448 | 825 | 893 | 89 | 96 | 3 | 2 | 2 | 2 |
| 15 to 19 years..... | 1,343 | 1,569 | 1,153 | 1,380 | 185 | 189 | 412 | 481 | 744 | 896 | 185 | 189 | 2 | 3 | 2 | 2 |
| 20 to 24 years..... | 1,177 | 1,600 | 924 | 1,281 | 253 | 319 | 281 | 349 | 641 | 927 | 253 | 319 | 2 | 5 | 1 | 5 |
| 25 to 29 years..... | 1,087 | 1,316 | 797 | 1,024 | 290 | 292 | 223 | 236 | 573 | 787 | 290 | 292 | 1 | 1 | 1 | 1 |
| 30 to 34 years..... | 1,069 | 1,098 | 652 | 730 | 417 | 368 | 202 | 202 | 445 | 526 | 416 | 368 | 6 | 2 | 4 | |
| 35 to 44 years..... | 1,815 | 1,791 | 982 | 1,112 | 833 | 679 | 391 | 376 | 588 | 734 | 819 | 679 | 17 | 2 | 3 | 2 |
| 45 to 54 years..... | 1,167 | 1,157 | 486 | 541 | 681 | 616 | 273 | 274 | 208 | 263 | 679 | 616 | 7 | 4 | 4 | 3 |
| 55 to 64 years..... | 741 | 850 | 222 | 305 | 519 | 545 | 171 | 232 | 50 | 70 | 519 | 545 | 1 | 3 | 1 | 3 |
| 65 years and over..... | 650 | 697 | 212 | 253 | 438 | 444 | 179 | 213 | 30 | 35 | 438 | 444 | 3 | | 3 | |
| Age unknown..... | 33 | 35 | 30 | 31 | 3 | 4 | 26 | 29 | 4 | 2 | 3 | 4 | | | | |

TABLE 9.—AGES BY PERIODS OF YEARS OF THE AGGREGATE POPULATION, CLASSIFIED BY SEX, GENERAL NATIVITY, AND COLOR, FOR CITIES HAVING 25,000 INHABITANTS OR MORE: 1900—Continued.

Table with columns for Cities and Age Periods, Aggregate, Native Born, Foreign Born, Native White-Native Parents, Native White-Foreign Parents, Foreign White, Total Colored, and Negro. Rows include cities like Paterson, N. J., Pawtucket, R. I., Peoria, Ill., Philadelphia, Pa., Pittsburgh, Pa., and Portland, Me., with detailed age breakdowns for each.

1 Persons of negro descent, Chinese, Japanese, and Indians.

2 Includes all persons of negro descent.

TABLE 9.—AGES BY PERIODS OF YEARS OF THE AGGREGATE POPULATION, CLASSIFIED BY SEX, GENERAL NATIVITY, AND COLOR, FOR CITIES HAVING 25,000 INHABITANTS OR MORE: 1900—Continued.

Table with columns for Cities and Age Periods, Aggregate (Males/Females), Native Born (Males/Females), Foreign Born (Males/Females), Native White-Native Parents (Males/Females), Native White-Foreign Parents (Males/Females), Foreign White (Males/Females), Total Colored (Males/Females), and Negro (Males/Females). Rows include Portland, Ore., Providence, R. I., Pueblo, Colo., Quincy, Ill., Racine, Wis., and Reading, Pa., each with age breakdowns from Under 1 year to 65 years and over.

1 Persons of negro descent, Chinese, Japanese, and Indians.

2 Includes all persons of negro descent.

TABLE 9.—AGES BY PERIODS OF YEARS OF THE AGGREGATE POPULATION, CLASSIFIED BY SEX, GENERAL NATIVITY, AND COLOR, FOR CITIES HAVING 25,000 INHABITANTS OR MORE: 1900—Continued.

| CITIES AND AGE PERIODS. | AGGREGATE. | | NATIVE BORN. | | FOREIGN BORN. | | NATIVE WHITE—NATIVE PARENTS. | | NATIVE WHITE—FOREIGN PARENTS. | | FOREIGN WHITE. | | TOTAL COLORED. ¹ | | NEGRO. ² | |
|---------------------------|------------|-----------|--------------|-----------|---------------|-----------|------------------------------|-----------|-------------------------------|-----------|----------------|-----------|-----------------------------|-----------|---------------------|-----------|
| | Males. | Fe-males. | Males. | Fe-males. | Males. | Fe-males. | Males. | Fe-males. | Males. | Fe-males. | Males. | Fe-males. | Males. | Fe-males. | Males. | Fe-males. |
| St. Louis, Mo..... | 288,197 | 287,041 | 228,804 | 235,078 | 59,393 | 51,963 | 95,492 | 93,757 | 115,852 | 123,318 | 59,034 | 51,932 | 17,819 | 18,084 | 17,496 | 18,020 |
| Under 1 year..... | 5,886 | 5,790 | 5,878 | 5,786 | 8 | 4 | 3,380 | 3,282 | 2,254 | 2,289 | 8 | 4 | 244 | 215 | 244 | 215 |
| 1 to 4 years..... | 22,907 | 22,440 | 22,823 | 22,363 | 84 | 77 | 12,836 | 12,262 | 9,504 | 9,140 | 84 | 77 | 983 | 961 | 983 | 961 |
| 5 to 9 years..... | 29,613 | 29,014 | 29,225 | 28,630 | 388 | 384 | 14,571 | 14,307 | 13,360 | 13,072 | 388 | 384 | 1,294 | 1,251 | 1,291 | 1,251 |
| 10 to 14 years..... | 27,140 | 27,834 | 26,125 | 26,807 | 1,015 | 1,027 | 11,550 | 11,856 | 13,197 | 13,447 | 1,015 | 1,027 | 1,378 | 1,504 | 1,375 | 1,504 |
| 15 to 19 years..... | 25,373 | 25,664 | 23,819 | 24,123 | 1,754 | 2,039 | 9,339 | 10,428 | 12,963 | 14,401 | 1,752 | 2,038 | 1,514 | 1,797 | 1,510 | 1,795 |
| 20 to 24 years..... | 28,928 | 32,452 | 25,556 | 28,683 | 3,372 | 3,769 | 8,943 | 9,718 | 14,469 | 16,583 | 3,362 | 3,766 | 2,154 | 2,385 | 2,145 | 2,384 |
| 25 to 29 years..... | 29,303 | 30,415 | 24,463 | 26,018 | 4,840 | 4,397 | 8,419 | 8,419 | 13,876 | 15,552 | 4,820 | 4,392 | 2,188 | 2,470 | 2,170 | 2,467 |
| 30 to 34 years..... | 27,472 | 25,085 | 21,053 | 20,380 | 6,419 | 4,705 | 6,310 | 5,827 | 12,322 | 12,821 | 6,346 | 4,698 | 1,994 | 1,739 | 1,926 | 1,739 |
| 35 to 44 years..... | 42,295 | 37,555 | 28,474 | 28,439 | 13,822 | 9,116 | 9,170 | 8,149 | 16,452 | 17,618 | 13,671 | 9,109 | 3,003 | 2,679 | 2,870 | 2,675 |
| 45 to 54 years..... | 24,471 | 22,890 | 12,543 | 12,520 | 11,928 | 10,370 | 5,398 | 4,867 | 5,534 | 6,086 | 11,843 | 10,365 | 1,696 | 1,572 | 1,623 | 1,570 |
| 55 to 64 years..... | 13,989 | 14,186 | 4,942 | 5,268 | 9,047 | 8,918 | 2,741 | 2,829 | 1,453 | 1,681 | 9,033 | 8,917 | 762 | 759 | 752 | 758 |
| 65 years and over..... | 8,906 | 9,809 | 2,419 | 2,884 | 6,487 | 6,975 | 1,605 | 1,734 | 412 | 546 | 6,433 | 6,975 | 406 | 504 | 404 | 503 |
| Age unknown..... | 1,713 | 907 | 1,434 | 725 | 229 | 182 | 1,230 | 1,447 | 51 | 82 | 229 | 180 | 203 | 198 | 203 | 198 |
| St. Paul, Minn..... | 84,405 | 78,660 | 59,475 | 56,771 | 24,930 | 21,889 | 22,966 | 19,488 | 35,203 | 36,359 | 24,874 | 21,874 | 1,362 | 939 | 1,327 | 936 |
| Under 1 year..... | 1,752 | 1,725 | 1,746 | 1,720 | 6 | 5 | 620 | 546 | 1,117 | 1,160 | 6 | 5 | 9 | 14 | 9 | 14 |
| 1 to 4 years..... | 6,774 | 6,694 | 6,728 | 6,647 | 46 | 47 | 2,167 | 2,112 | 4,506 | 4,479 | 46 | 47 | 55 | 56 | 55 | 56 |
| 5 to 9 years..... | 8,999 | 8,881 | 8,829 | 8,701 | 170 | 160 | 2,673 | 2,580 | 6,092 | 6,085 | 170 | 160 | 64 | 86 | 63 | 86 |
| 10 to 14 years..... | 7,509 | 7,791 | 6,946 | 7,239 | 563 | 552 | 2,099 | 2,139 | 4,794 | 5,047 | 562 | 552 | 54 | 53 | 54 | 53 |
| 15 to 19 years..... | 6,828 | 7,934 | 5,597 | 6,407 | 1,231 | 1,527 | 1,884 | 2,020 | 3,646 | 4,327 | 1,230 | 1,526 | 68 | 61 | 66 | 60 |
| 20 to 24 years..... | 8,149 | 9,254 | 5,936 | 6,676 | 2,213 | 2,578 | 2,318 | 2,192 | 3,478 | 4,380 | 2,209 | 2,574 | 144 | 108 | 141 | 107 |
| 25 to 29 years..... | 8,732 | 8,179 | 6,127 | 5,594 | 2,605 | 2,585 | 2,493 | 1,786 | 3,437 | 3,555 | 2,601 | 2,583 | 201 | 155 | 200 | 155 |
| 30 to 34 years..... | 7,959 | 6,779 | 4,833 | 4,036 | 3,126 | 2,743 | 2,046 | 1,341 | 2,594 | 2,592 | 3,116 | 2,740 | 203 | 106 | 200 | 106 |
| 35 to 44 years..... | 14,604 | 10,553 | 7,558 | 5,569 | 7,046 | 4,984 | 3,335 | 2,124 | 3,921 | 3,291 | 7,022 | 4,981 | 326 | 157 | 307 | 157 |
| 45 to 54 years..... | 6,984 | 5,242 | 2,354 | 2,213 | 4,130 | 3,029 | 1,631 | 1,204 | 1,116 | 942 | 4,123 | 3,028 | 114 | 63 | 110 | 67 |
| 55 to 64 years..... | 3,113 | 2,948 | 995 | 976 | 2,120 | 1,972 | 693 | 684 | 261 | 256 | 2,118 | 1,971 | 40 | 37 | 39 | 37 |
| 65 years and over..... | 2,143 | 2,401 | 632 | 749 | 1,516 | 1,652 | 477 | 583 | 125 | 142 | 1,514 | 1,652 | 32 | 24 | 32 | 24 |
| Age unknown..... | 349 | 299 | 691 | 244 | 158 | 55 | 524 | 177 | 116 | 53 | 157 | 55 | 52 | 14 | 51 | 14 |
| Salem, Mass..... | 17,044 | 18,912 | 12,011 | 13,043 | 5,033 | 5,869 | 6,040 | 6,763 | 5,898 | 6,198 | 4,990 | 5,860 | 116 | 91 | 68 | 88 |
| Under 1 year..... | 433 | 419 | 419 | 410 | 14 | 9 | 123 | 140 | 294 | 268 | 14 | 9 | 2 | 2 | 2 | 2 |
| 1 to 4 years..... | 1,472 | 1,450 | 1,402 | 1,389 | 70 | 61 | 482 | 510 | 915 | 876 | 70 | 61 | 5 | 3 | 4 | 2 |
| 5 to 9 years..... | 1,819 | 1,700 | 1,632 | 1,564 | 157 | 136 | 625 | 551 | 1,006 | 1,009 | 187 | 136 | 1 | 4 | 3 | 3 |
| 10 to 14 years..... | 1,477 | 1,534 | 1,246 | 1,285 | 231 | 249 | 325 | 500 | 715 | 779 | 231 | 249 | 6 | 6 | 5 | 5 |
| 15 to 19 years..... | 1,458 | 1,616 | 1,054 | 1,104 | 404 | 512 | 472 | 478 | 575 | 617 | 404 | 512 | 11 | 3 | 9 | 9 |
| 20 to 24 years..... | 1,616 | 1,866 | 1,016 | 1,129 | 600 | 737 | 466 | 541 | 639 | 577 | 599 | 737 | 12 | 11 | 8 | 11 |
| 25 to 29 years..... | 1,567 | 1,797 | 928 | 1,022 | 639 | 775 | 458 | 473 | 465 | 544 | 634 | 775 | 10 | 5 | 5 | 5 |
| 30 to 34 years..... | 1,453 | 1,512 | 864 | 904 | 594 | 608 | 452 | 447 | 403 | 447 | 554 | 608 | 19 | 10 | 9 | 10 |
| 35 to 44 years..... | 2,268 | 2,551 | 1,343 | 1,509 | 925 | 1,042 | 711 | 832 | 623 | 665 | 908 | 1,041 | 26 | 13 | 13 | 13 |
| 45 to 54 years..... | 1,612 | 1,881 | 952 | 1,105 | 680 | 776 | 682 | 836 | 261 | 262 | 652 | 772 | 17 | 11 | 8 | 11 |
| 55 to 64 years..... | 1,023 | 1,357 | 594 | 794 | 434 | 593 | 324 | 697 | 66 | 92 | 432 | 560 | 6 | 8 | 6 | 8 |
| 65 years and over..... | 790 | 1,181 | 524 | 795 | 266 | 386 | 484 | 627 | 35 | 60 | 266 | 385 | 5 | 9 | 5 | 9 |
| Age unknown..... | 46 | 48 | 37 | 33 | 9 | 15 | 36 | 31 | 1 | 2 | 9 | 15 | ----- | ----- | ----- | ----- |
| Salt Lake City, Utah..... | 25,849 | 27,682 | 20,042 | 20,748 | 5,807 | 6,934 | 9,078 | 9,041 | 10,807 | 11,575 | 5,600 | 6,916 | 364 | 150 | 152 | 126 |
| Under 1 year..... | 743 | 729 | 742 | 729 | 1 | ----- | 351 | 365 | 338 | 363 | 1 | ----- | 3 | 1 | 3 | 1 |
| 1 to 4 years..... | 2,613 | 2,489 | 2,593 | 2,469 | 20 | 20 | 1,211 | 1,143 | 1,375 | 1,310 | 20 | 20 | 7 | 16 | 6 | 15 |
| 5 to 9 years..... | 3,289 | 3,142 | 3,242 | 3,069 | 47 | 73 | 1,851 | 1,829 | 1,833 | 1,728 | 47 | 73 | 8 | 12 | 8 | 10 |
| 10 to 14 years..... | 2,729 | 2,854 | 2,586 | 2,674 | 143 | 180 | 1,024 | 1,074 | 1,555 | 1,591 | 143 | 180 | 7 | 9 | 6 | 7 |
| 15 to 19 years..... | 2,377 | 2,927 | 2,150 | 2,562 | 227 | 365 | 787 | 902 | 1,354 | 1,652 | 221 | 365 | 15 | 8 | 10 | 7 |
| 20 to 24 years..... | 2,044 | 2,968 | 1,746 | 2,357 | 298 | 611 | 647 | 842 | 1,082 | 1,500 | 297 | 607 | 18 | 19 | 13 | 15 |
| 25 to 29 years..... | 1,904 | 2,510 | 1,500 | 1,846 | 404 | 664 | 549 | 672 | 933 | 1,155 | 393 | 659 | 29 | 24 | 19 | 18 |
| 30 to 34 years..... | 2,034 | 2,028 | 1,367 | 1,369 | 667 | 659 | 588 | 556 | 762 | 801 | 652 | 658 | 32 | 13 | 18 | 11 |
| 35 to 44 years..... | 3,484 | 3,418 | 2,131 | 2,053 | 1,353 | 1,365 | 1,112 | 961 | 986 | 1,069 | 1,285 | 1,360 | 101 | 28 | 33 | 23 |
| 45 to 54 years..... | 2,262 | 2,071 | 1,058 | 880 | 1,204 | 1,191 | 676 | 574 | 358 | 295 | 1,132 | 1,188 | 96 | 14 | 21 | 13 |
| 55 to 64 years..... | 1,252 | 1,298 | 458 | 400 | 794 | 898 | 355 | 316 | 95 | 81 | 767 | 898 | 35 | 3 | 8 | 3 |
| 65 years and over..... | 886 | 1,132 | 262 | 245 | 624 | 887 | 226 | 216 | 31 | 28 | 622 | 887 | 7 | 1 | 6 | 1 |
| Age unknown..... | 232 | 116 | 207 | 95 | 25 | 21 | 201 | 91 | 5 | 2 | 20 | 21 | 6 | 2 | 1 | 2 |
| San Antonio, Tex..... | 26,129 | 27,192 | 21,211 | 22,762 | 4,918 | 4,430 | 10,393 | 10,701 | 7,254 | 8,109 | 4,842 | 4,423 | 3,640 | 3,959 | 3,580 | 3,958 |
| Under 1 year..... | 590 | 543 | 587 | 541 | 3 | 2 | 301 | 264 | 215 | 207 | 3 | 2 | 71 | 70 | 71 | 70 |
| 1 to 4 years..... | 2,226 | 2,302 | 2,201 | 2,279 | 25 | 23 | 1,103 | 1,157 | 818 | 825 | 25 | 23 | 280 | 297 | 280 | 297 |
| 5 to 9 years..... | 3,060 | 3,067 | 2,960 | 2,989 | 100 | 78 | 1,437 | 1,431 | 1,122 | 1,184 | 99 | 78 | 402 | 374 | 402 | 374 |
| 10 to 14 years..... | 2,919 | 2,977 | 2,747 | 2,816 | 172 | 161 | 1,312 | 1,371 | 1,055 | 1,041 | 171 | 160 | 381 | 405 | 381 | 405 |
| 15 to 19 years..... | 2,366 | 2,802 | 2,162 | 2,553 | 204 | 249 | 1,023 | 1,169 | 826 | 948 | 204 | 247 | 313 | 438 | 313 | 438 |
| 20 to 24 years..... | 2,550 | 3,123 | 2,214 | 2,694 | 336 | 434 | 979 | 1,134 | 723 | 1,002 | 335 | 433 | 513 | 559 | 510 | 559 |
| 25 to 29 years..... | 2,304 | 2,737 | 1,908 | 2,307 | 396 | 430 | 833 | 995 | 649 | 828 | 392 | 430 | 430 | 484 | 427 | 484 |
| 30 to 34 years..... | 2,046 | 2,178 | 1,522 | 1,702 | 524 | 476 | 738 | 743 | 511 | 642 | 509 | 475 | 283 | 318 | 278 | 317 |
| 35 to 44 years..... | 3,584 | 3,272 | 2,437 | 2,402 | 1,147 | 870 | 1,170 | 1,009 | 850 | 946 | 1,120 | 868 | 414 | 449 | 391 | 449 |
| 45 to 54 years..... | 2,226 | 2,028 | 1,256 | 1,268 | 970 | 760 | 696 | 674 | 309 | 335 | 952 | 760 | 269 | 259 | 254 | 259 |
| 55 to 64 years..... | 1,191 | 1,115 | 612 | 603 | 579 | 512 | 389 | | | | | | | | | |

STATISTICS OF POPULATION.

TABLE 9.—AGES BY PERIODS OF YEARS OF THE AGGREGATE POPULATION, CLASSIFIED BY SEX, GENERAL NATIVITY, AND COLOR, FOR CITIES HAVING 25,000 INHABITANTS OR MORE: 1900—Continued.

| CITIES AND AGE PERIODS. | AGGREGATE. | | NATIVE BORN. | | FOREIGN BORN. | | NATIVE WHITE—NATIVE PARENTS. | | NATIVE WHITE—FOREIGN PARENTS. | | FOREIGN WHITE. | | TOTAL COLORED. ¹ | | NEGRO. ² | |
|-------------------------|------------|-----------|--------------|-----------|---------------|-----------|------------------------------|-----------|-------------------------------|-----------|----------------|-----------|-----------------------------|-----------|---------------------|-----------|
| | Males. | Fe-males. | Males. | Fe-males. | Males. | Fe-males. | Males. | Fe-males. | Males. | Fe-males. | Males. | Fe-males. | Males. | Fe-males. | Males. | Fe-males. |
| Savannah, Ga..... | 25,925 | 28,319 | 23,940 | 26,870 | 1,985 | 1,449 | 8,407 | 8,343 | 2,843 | 3,197 | 1,884 | 1,435 | 12,791 | 15,344 | 12,746 | 15,344 |
| Under 1 year..... | 524 | 503 | 522 | 503 | 2 | | 205 | 204 | 77 | 55 | 2 | | 240 | 244 | 240 | 244 |
| 1 to 4 years..... | 1,934 | 1,929 | 1,929 | 2,001 | 5 | 7 | 756 | 765 | 233 | 261 | 2 | 7 | 940 | 975 | 940 | 975 |
| 5 to 9 years..... | 2,570 | 2,685 | 2,548 | 2,668 | 22 | 17 | 971 | 918 | 344 | 373 | 5 | 17 | 1,233 | 1,377 | 1,233 | 1,377 |
| 10 to 14 years..... | 2,239 | 2,508 | 2,194 | 2,470 | 45 | 38 | 789 | 876 | 315 | 330 | 45 | 38 | 1,090 | 1,265 | 1,090 | 1,265 |
| 15 to 19 years..... | 2,147 | 2,898 | 2,083 | 2,829 | 64 | 69 | 744 | 846 | 309 | 350 | 62 | 68 | 1,041 | 1,634 | 1,039 | 1,634 |
| 20 to 24 years..... | 3,109 | 3,998 | 2,974 | 3,897 | 135 | 101 | 1,028 | 1,003 | 313 | 351 | 126 | 100 | 1,642 | 2,544 | 1,637 | 2,544 |
| 25 to 29 years..... | 3,126 | 3,353 | 2,930 | 3,218 | 196 | 135 | 972 | 877 | 305 | 319 | 173 | 132 | 1,671 | 2,025 | 1,665 | 2,025 |
| 30 to 34 years..... | 2,544 | 2,475 | 2,299 | 2,319 | 245 | 156 | 782 | 666 | 258 | 225 | 223 | 153 | 1,286 | 1,331 | 1,274 | 1,331 |
| 35 to 44 years..... | 3,989 | 3,657 | 3,475 | 3,414 | 514 | 243 | 1,030 | 926 | 429 | 456 | 482 | 239 | 2,048 | 2,036 | 2,034 | 2,036 |
| 45 to 54 years..... | 2,080 | 2,161 | 1,760 | 1,895 | 320 | 266 | 595 | 631 | 184 | 224 | 309 | 265 | 992 | 1,041 | 990 | 1,041 |
| 55 to 64 years..... | 957 | 1,165 | 726 | 975 | 281 | 190 | 318 | 394 | 64 | 95 | 226 | 189 | 349 | 487 | 346 | 487 |
| 65 years and over..... | 545 | 777 | 340 | 552 | 205 | 225 | 148 | 221 | 25 | 54 | 204 | 225 | 168 | 277 | 168 | 277 |
| Age unknown..... | 161 | 131 | 160 | 129 | 1 | 2 | 69 | 17 | 1 | 4 | | 2 | 91 | 108 | 90 | 108 |
| Schenectady, N. Y. | 17,053 | 14,629 | 13,001 | 11,512 | 4,052 | 3,117 | 7,863 | 6,707 | 5,086 | 4,725 | 4,027 | 3,115 | 72 | 82 | 47 | 80 |
| Under 1 year..... | 383 | 337 | 387 | 335 | 1 | 2 | 164 | 151 | 223 | 184 | 1 | 2 | | | | |
| 1 to 4 years..... | 1,806 | 1,214 | 1,286 | 1,194 | 20 | 20 | 601 | 534 | 681 | 659 | 20 | 20 | 4 | 3 | 4 | 3 |
| 5 to 9 years..... | 1,880 | 1,344 | 1,306 | 1,296 | 54 | 48 | 644 | 636 | 659 | 657 | 54 | 48 | 3 | 3 | 3 | 3 |
| 10 to 14 years..... | 1,179 | 1,126 | 1,052 | 999 | 127 | 127 | 575 | 574 | 474 | 422 | 127 | 126 | 3 | 4 | 3 | 3 |
| 15 to 19 years..... | 1,842 | 1,334 | 1,140 | 1,106 | 202 | 228 | 669 | 647 | 468 | 449 | 201 | 228 | 4 | 10 | 3 | 10 |
| 20 to 24 years..... | 2,171 | 1,656 | 1,736 | 1,284 | 435 | 372 | 1,139 | 741 | 591 | 525 | 434 | 372 | 7 | 18 | 5 | 18 |
| 25 to 29 years..... | 2,196 | 1,543 | 1,614 | 1,165 | 582 | 378 | 1,024 | 660 | 583 | 494 | 577 | 378 | 12 | 11 | 7 | 11 |
| 30 to 34 years..... | 1,813 | 1,315 | 1,222 | 916 | 591 | 399 | 758 | 553 | 463 | 360 | 586 | 399 | 6 | 3 | 1 | 3 |
| 35 to 44 years..... | 2,561 | 2,021 | 1,678 | 1,466 | 883 | 555 | 1,039 | 833 | 629 | 622 | 876 | 555 | 17 | 11 | 10 | 11 |
| 45 to 54 years..... | 1,404 | 1,284 | 840 | 879 | 564 | 405 | 606 | 625 | 232 | 244 | 560 | 404 | 6 | 11 | 3 | 10 |
| 55 to 64 years..... | 757 | 790 | 412 | 466 | 345 | 324 | 348 | 395 | 59 | 67 | 344 | 324 | 6 | 4 | 5 | 4 |
| 65 years and over..... | 495 | 640 | 253 | 383 | 242 | 252 | 229 | 340 | 21 | 42 | 242 | 252 | 3 | 6 | 3 | 6 |
| Age unknown..... | 81 | 25 | 75 | 18 | 6 | 7 | 72 | 18 | 3 | | 5 | 7 | 1 | 3 | 1 | 3 |
| Scranton, Pa..... | 51,216 | 50,810 | 35,729 | 37,324 | 15,487 | 13,486 | 13,434 | 13,865 | 21,998 | 23,231 | 15,475 | 13,484 | 309 | 230 | 294 | 227 |
| Under 1 year..... | 1,326 | 1,284 | 1,315 | 1,274 | 11 | 10 | 489 | 466 | 819 | 802 | 11 | 10 | 7 | 6 | 7 | 6 |
| 1 to 4 years..... | 4,933 | 5,008 | 4,872 | 4,933 | 61 | 75 | 1,730 | 1,847 | 3,066 | 3,069 | 61 | 75 | 26 | 17 | 24 | 17 |
| 5 to 9 years..... | 5,373 | 5,800 | 5,622 | 6,003 | 251 | 197 | 1,917 | 1,995 | 3,633 | 3,594 | 251 | 197 | 22 | 14 | 22 | 14 |
| 10 to 14 years..... | 5,205 | 5,296 | 4,768 | 4,866 | 437 | 430 | 1,540 | 1,675 | 3,214 | 3,171 | 437 | 429 | 14 | 21 | 14 | 20 |
| 15 to 19 years..... | 4,312 | 5,211 | 3,994 | 4,265 | 818 | 946 | 1,310 | 1,418 | 2,668 | 2,834 | 818 | 946 | 16 | 13 | 16 | 13 |
| 20 to 24 years..... | 4,984 | 5,610 | 3,595 | 4,170 | 1,389 | 1,440 | 1,158 | 1,233 | 2,402 | 2,846 | 1,387 | 1,440 | 37 | 41 | 34 | 41 |
| 25 to 29 years..... | 4,915 | 5,069 | 3,129 | 3,553 | 1,786 | 1,516 | 1,095 | 1,117 | 1,995 | 2,408 | 1,785 | 1,516 | 40 | 28 | 40 | 28 |
| 30 to 34 years..... | 4,554 | 4,014 | 2,466 | 2,492 | 2,088 | 1,522 | 1,989 | 1,917 | 1,427 | 1,539 | 2,065 | 1,521 | 53 | 37 | 50 | 36 |
| 35 to 44 years..... | 7,093 | 6,011 | 3,346 | 3,368 | 3,747 | 2,843 | 1,421 | 1,326 | 1,867 | 2,011 | 3,743 | 2,843 | 62 | 31 | 57 | 31 |
| 45 to 54 years..... | 4,023 | 3,810 | 1,599 | 1,595 | 2,429 | 2,215 | 1,914 | 1,881 | 1,664 | 704 | 2,427 | 2,215 | 23 | 10 | 21 | 10 |
| 55 to 64 years..... | 2,297 | 2,300 | 636 | 729 | 1,661 | 1,571 | 486 | 531 | 142 | 192 | 1,661 | 1,571 | 8 | 6 | 8 | 6 |
| 65 years and over..... | 1,117 | 1,299 | 320 | 401 | 797 | 898 | 272 | 339 | 47 | 56 | 797 | 898 | 1 | 6 | 1 | 6 |
| Age unknown..... | 79 | 98 | 67 | 75 | 12 | 23 | 63 | 70 | 4 | 5 | 12 | 23 | 3 | 6 | 3 | 6 |
| Seattle, Wash..... | 51,521 | 29,150 | 35,941 | 22,727 | 15,580 | 6,423 | 25,223 | 13,587 | 10,426 | 8,923 | 12,304 | 6,352 | 3,568 | 288 | 212 | 194 |
| Under 1 year..... | 538 | 505 | 534 | 500 | 4 | 5 | 245 | 238 | 285 | 256 | 4 | 5 | 4 | 6 | 1 | 2 |
| 1 to 4 years..... | 2,043 | 2,087 | 2,004 | 2,049 | 39 | 38 | 933 | 1,010 | 1,005 | 1,023 | 38 | 38 | 17 | 16 | 4 | 9 |
| 5 to 9 years..... | 3,022 | 2,971 | 2,930 | 2,891 | 92 | 80 | 1,347 | 1,365 | 1,568 | 1,503 | 86 | 78 | 21 | 25 | 10 | 16 |
| 10 to 14 years..... | 2,441 | 2,542 | 2,231 | 2,331 | 210 | 211 | 1,200 | 1,199 | 1,013 | 1,114 | 178 | 210 | 50 | 19 | 11 | 15 |
| 15 to 19 years..... | 3,008 | 2,651 | 2,314 | 2,272 | 694 | 379 | 1,350 | 1,259 | 921 | 999 | 340 | 374 | 397 | 19 | 13 | 12 |
| 20 to 24 years..... | 5,029 | 3,095 | 3,348 | 2,417 | 1,681 | 678 | 2,337 | 1,459 | 975 | 931 | 960 | 665 | 757 | 40 | 14 | 26 |
| 25 to 29 years..... | 6,791 | 3,148 | 4,243 | 2,327 | 2,438 | 821 | 3,187 | 1,427 | 1,030 | 869 | 1,522 | 804 | 1,052 | 48 | 22 | 31 |
| 30 to 34 years..... | 6,451 | 3,045 | 4,038 | 2,045 | 2,413 | 1,000 | 2,994 | 1,310 | 1,019 | 719 | 1,978 | 988 | 1,465 | 28 | 25 | 18 |
| 35 to 44 years..... | 10,857 | 4,539 | 6,532 | 2,900 | 4,325 | 1,639 | 4,856 | 1,891 | 1,636 | 968 | 3,933 | 1,623 | 432 | 57 | 41 | 41 |
| 45 to 54 years..... | 4,797 | 2,213 | 2,850 | 1,405 | 1,947 | 808 | 2,187 | 1,038 | 631 | 355 | 1,857 | 806 | 122 | 14 | 36 | 10 |
| 55 to 64 years..... | 1,837 | 1,126 | 1,075 | 667 | 812 | 459 | 861 | 542 | 204 | 121 | 784 | 459 | 38 | 4 | 11 | 4 |
| 65 years and over..... | 887 | 677 | 500 | 408 | 387 | 269 | 423 | 360 | 73 | 47 | 331 | 269 | 10 | 1 | 4 | 1 |
| Age unknown..... | 3,770 | 551 | 3,342 | 515 | 428 | 36 | 3,253 | 489 | 66 | 18 | 248 | 38 | 203 | 11 | 20 | 9 |
| Sioux City, Iowa.. | 16,951 | 16,160 | 13,469 | 13,050 | 3,482 | 3,110 | 7,758 | 7,405 | 5,562 | 5,517 | 3,474 | 3,110 | 157 | 128 | 152 | 128 |
| Under 1 year..... | 368 | 372 | 367 | 372 | 1 | | 201 | 204 | 165 | 167 | 1 | | 1 | 1 | 1 | 1 |
| 1 to 4 years..... | 1,439 | 1,392 | 1,478 | 1,387 | 11 | 5 | 741 | 713 | 730 | 665 | 11 | 5 | 6 | 9 | 6 | 8 |
| 5 to 9 years..... | 1,867 | 1,923 | 1,844 | 1,910 | 23 | 18 | 917 | 967 | 911 | 935 | 23 | 18 | 16 | 8 | 16 | 8 |
| 10 to 14 years..... | 1,524 | 1,455 | 1,444 | 1,384 | 80 | 71 | 767 | 749 | 667 | 630 | 80 | 71 | 10 | 5 | 10 | 5 |
| 15 to 19 years..... | 1,352 | 1,567 | 1,201 | 1,393 | 151 | 174 | 677 | 771 | 515 | 610 | 151 | 174 | 9 | 12 | 9 | 12 |
| 20 to 24 years..... | 1,591 | 1,887 | 1,311 | 1,530 | 280 | 357 | 773 | 825 | 520 | 679 | 278 | 357 | 20 | 26 | 18 | 26 |
| 25 to 29 years..... | 1,676 | 1,799 | 1,302 | 1,381 | 374 | 468 | 729 | 742 | 554 | 566 | 374 | 468 | 19 | 23 | 19 | 23 |
| 30 to 34 years..... | 1,578 | 1,409 | 1,082 | 978 | 496 | 431 | 647 | 586 | 420 | 383 | 496 | 431 | 15 | 9 | 15 | 9 |
| 35 to 44 years..... | 2,765 | 2,134 | 1,332 | 1,457 | 933 | 697 | 1,111 | 852 | 695 | 566 | 932 | 697 | 27 | 19 | 27 | 19 |
| 45 to 54 years..... | 1,491 | 1,145 | 927 | 724 | 564 | 421 | 635 | 516 | 274 | 200 | 560 | 421 | 22 | 8 | 19 | 8 |
| 55 to 64 years..... | 738 | 651 | 399 | 378 | 339 | 273 | 320 | 297 | 76 | 76 | 338 | 273 | 4 | 5 | 4 | 5 |
| 65 years and over..... | 471 | 415 | 247 | 221 | 224 | 194 | 206 | 178 | 33 | 40 | 224 | 194 | 8 | 3 | 8 | 3 |
| Age unknown..... | 41 | 6 | 35 | 5 | 6 | 1 | 33 | 5 | 2 | | 6 | 1 | | | | |
| Somerville, Mass.. | 29,434 | 32,209 | 21,440 | 22,971 | 7,994 | 9,23 | | | | | | | | | | |

TABLE 9.—AGES BY PERIODS OF YEARS OF THE AGGREGATE POPULATION, CLASSIFIED BY SEX, GENERAL NATIVITY, AND COLOR, FOR CITIES HAVING 25,000 INHABITANTS OR MORE: 1900—Continued.

| CITIES AND AGE PERIODS. | AGGREGATE. | | NATIVE BORN. | | FOREIGN BORN. | | NATIVE WHITE— NATIVE PARENTS. | | NATIVE WHITE— FOREIGN PARENTS. | | FOREIGN WHITE. | | TOTAL COLORED. ¹ | | NEGRO. ² | |
|-------------------------|------------|---------------|--------------|---------------|---------------|---------------|----------------------------------|---------------|-----------------------------------|---------------|----------------|---------------|--------------------------------|---------------|---------------------|---------------|
| | Males. | Fe- males. | Males. | Fe- males. | Males. | Fe- males. | Males. | Fe- males. | Males. | Fe- males. | Males. | Fe- males. | Males. | Fe- males. | Males. | Fe- males. |
| South Bend, Ind.... | 18,467 | 17,532 | 13,791 | 13,607 | 4,676 | 3,925 | 7,576 | 7,473 | 5,884 | 5,890 | 4,659 | 3,924 | 348 | 245 | 329 | 243 |
| Under 1 year..... | 476 | 412 | 472 | 411 | 4 | 1 | 209 | 148 | 258 | 259 | 4 | 1 | 5 | 4 | 5 | 4 |
| 1 to 4 years..... | 1,661 | 1,585 | 1,636 | 1,565 | 25 | 20 | 644 | 637 | 966 | 916 | 25 | 20 | 26 | 12 | 24 | 12 |
| 5 to 9 years..... | 2,091 | 1,962 | 2,008 | 1,884 | 83 | 78 | 849 | 780 | 1,125 | 1,081 | 83 | 78 | 34 | 23 | 34 | 22 |
| 10 to 14 years..... | 1,733 | 1,746 | 1,519 | 1,535 | 214 | 211 | 660 | 680 | 843 | 835 | 214 | 211 | 16 | 20 | 16 | 20 |
| 15 to 19 years..... | 1,749 | 1,829 | 1,456 | 1,559 | 293 | 270 | 690 | 776 | 733 | 756 | 298 | 270 | 33 | 27 | 33 | 27 |
| 20 to 24 years..... | 1,795 | 1,877 | 1,362 | 1,460 | 433 | 417 | 831 | 889 | 476 | 539 | 432 | 417 | 56 | 32 | 56 | 32 |
| 25 to 29 years..... | 1,744 | 1,629 | 1,178 | 1,169 | 566 | 460 | 729 | 745 | 414 | 397 | 564 | 460 | 37 | 27 | 35 | 27 |
| 30 to 34 years..... | 1,599 | 1,456 | 1,009 | 976 | 590 | 478 | 690 | 625 | 281 | 326 | 585 | 478 | 43 | 27 | 38 | 26 |
| 35 to 44 years..... | 2,624 | 2,207 | 1,492 | 1,376 | 1,132 | 831 | 980 | 868 | 466 | 466 | 1,123 | 830 | 55 | 43 | 46 | 43 |
| 45 to 54 years..... | 1,632 | 1,445 | 907 | 883 | 725 | 562 | 680 | 663 | 200 | 202 | 725 | 562 | 27 | 18 | 27 | 18 |
| 55 to 64 years..... | 837 | 791 | 490 | 477 | 347 | 314 | 394 | 383 | 86 | 85 | 347 | 314 | 10 | 9 | 10 | 9 |
| 65 years and over..... | 512 | 581 | 250 | 302 | 262 | 279 | 212 | 271 | 33 | 28 | 262 | 279 | 5 | 3 | 5 | 3 |
| Age unknown..... | 14 | 12 | 12 | 8 | 2 | 4 | 8 | 8 | 3 | | 2 | 4 | 1 | | 1 | |
| South Omaha, Nebr. | 15,871 | 10,130 | 12,391 | 8,003 | 3,480 | 2,127 | 7,303 | 4,234 | 4,680 | 3,556 | 3,469 | 2,127 | 419 | 163 | 408 | 163 |
| Under 1 year..... | 296 | 232 | 291 | 232 | 5 | | 116 | 104 | 172 | 123 | 5 | | 3 | | 3 | |
| 1 to 4 years..... | 1,279 | 1,249 | 1,266 | 1,240 | 13 | 9 | 584 | 589 | 669 | 643 | 13 | 9 | 13 | 8 | 13 | 8 |
| 5 to 9 years..... | 1,614 | 1,491 | 1,586 | 1,453 | 28 | 38 | 754 | 661 | 823 | 780 | 28 | 38 | 9 | 12 | 9 | 12 |
| 10 to 14 years..... | 1,133 | 1,054 | 1,067 | 984 | 66 | 70 | 594 | 487 | 520 | 488 | 66 | 70 | 13 | 12 | 13 | 12 |
| 15 to 19 years..... | 1,255 | 983 | 1,083 | 790 | 172 | 143 | 625 | 400 | 417 | 376 | 171 | 143 | 42 | 14 | 42 | 14 |
| 20 to 24 years..... | 2,297 | 1,029 | 1,913 | 791 | 384 | 238 | 1,237 | 440 | 608 | 317 | 382 | 238 | 75 | 34 | 72 | 34 |
| 25 to 29 years..... | 2,620 | 1,029 | 2,012 | 747 | 608 | 282 | 1,334 | 433 | 532 | 290 | 607 | 282 | 97 | 74 | 97 | 74 |
| 30 to 34 years..... | 1,730 | 922 | 1,147 | 557 | 533 | 365 | 747 | 330 | 340 | 208 | 581 | 365 | 62 | 19 | 59 | 19 |
| 35 to 44 years..... | 2,282 | 1,280 | 1,354 | 762 | 928 | 518 | 891 | 478 | 393 | 256 | 924 | 518 | 74 | 28 | 70 | 28 |
| 45 to 54 years..... | 882 | 533 | 430 | 283 | 452 | 250 | 288 | 220 | 124 | 55 | 451 | 250 | 19 | 8 | 18 | 8 |
| 55 to 64 years..... | 338 | 238 | 169 | 105 | 169 | 133 | 132 | 91 | 27 | 12 | 169 | 133 | 10 | 2 | 10 | 2 |
| 65 years and over..... | 143 | 139 | 71 | 58 | 72 | 81 | 59 | 50 | 10 | 6 | 72 | 81 | 2 | 2 | 2 | 2 |
| Age unknown..... | 2 | 1 | 2 | 1 | | | 2 | 1 | | | | | | | | |
| Spokane, Wash.... | 21,167 | 15,681 | 16,143 | 12,872 | 5,024 | 2,809 | 10,633 | 8,118 | 5,286 | 4,597 | 4,677 | 2,785 | 566 | 181 | 222 | 154 |
| Under 1 year..... | 317 | 315 | 315 | 312 | 2 | 3 | 172 | 179 | 141 | 131 | 2 | 3 | 2 | 2 | 2 | 2 |
| 1 to 4 years..... | 1,191 | 1,186 | 1,176 | 1,159 | 15 | 27 | 633 | 641 | 536 | 509 | 15 | 27 | 7 | 9 | 7 | 9 |
| 5 to 9 years..... | 1,720 | 1,642 | 1,679 | 1,597 | 41 | 45 | 893 | 852 | 772 | 734 | 41 | 45 | 14 | 11 | 14 | 9 |
| 10 to 14 years..... | 1,354 | 1,446 | 1,248 | 1,374 | 106 | 72 | 703 | 835 | 534 | 533 | 105 | 72 | 12 | 6 | 12 | 6 |
| 15 to 19 years..... | 1,327 | 1,467 | 1,185 | 1,310 | 142 | 157 | 790 | 833 | 376 | 463 | 136 | 155 | 25 | 16 | 18 | 14 |
| 20 to 24 years..... | 1,845 | 1,711 | 1,509 | 1,416 | 336 | 295 | 1,029 | 909 | 459 | 488 | 323 | 285 | 34 | 29 | 19 | 19 |
| 25 to 29 years..... | 2,282 | 1,774 | 1,746 | 1,373 | 536 | 401 | 1,196 | 871 | 476 | 518 | 518 | 390 | 38 | 37 | 20 | 25 |
| 30 to 34 years..... | 2,652 | 1,654 | 1,866 | 1,203 | 786 | 451 | 1,286 | 756 | 549 | 430 | 744 | 451 | 73 | 17 | 33 | 17 |
| 35 to 44 years..... | 4,902 | 2,438 | 3,188 | 1,753 | 1,714 | 685 | 2,231 | 1,168 | 905 | 551 | 1,552 | 684 | 214 | 35 | 54 | 34 |
| 45 to 54 years..... | 2,302 | 1,104 | 1,443 | 741 | 859 | 363 | 1,047 | 539 | 366 | 189 | 773 | 363 | 116 | 13 | 30 | 13 |
| 55 to 64 years..... | 857 | 592 | 509 | 399 | 348 | 193 | 418 | 341 | 81 | 53 | 331 | 193 | 27 | 5 | 11 | 5 |
| 65 years and over..... | 369 | 332 | 236 | 217 | 133 | 115 | 200 | 176 | 34 | 40 | 133 | 115 | 2 | 1 | 2 | 1 |
| Age unknown..... | 49 | 20 | 43 | 16 | 6 | 2 | 40 | 18 | 3 | | 4 | 2 | | | | |
| Springfield, Ill.... | 16,582 | 17,577 | 14,216 | 15,289 | 2,366 | 2,283 | 8,282 | 8,820 | 4,836 | 5,350 | 2,353 | 2,284 | 1,111 | 1,123 | 1,104 | 1,123 |
| Under 1 year..... | 849 | 826 | 849 | 825 | | 1 | 228 | 213 | 107 | 95 | | 1 | 14 | 17 | 14 | 17 |
| 1 to 4 years..... | 1,309 | 1,307 | 1,302 | 1,304 | 7 | 3 | 819 | 824 | 390 | 392 | 7 | 3 | 93 | 88 | 93 | 88 |
| 5 to 9 years..... | 1,628 | 1,700 | 1,613 | 1,678 | 15 | 22 | 976 | 1,060 | 519 | 15 | 22 | 94 | 99 | 94 | 99 | |
| 10 to 14 years..... | 1,615 | 1,642 | 1,560 | 1,616 | 55 | 26 | 921 | 930 | 641 | 572 | 55 | 25 | 98 | 115 | 98 | 115 |
| 15 to 19 years..... | 1,506 | 1,806 | 1,421 | 1,695 | 85 | 111 | 755 | 837 | 584 | 628 | 85 | 111 | 82 | 130 | 82 | 130 |
| 20 to 24 years..... | 1,536 | 1,932 | 1,397 | 1,755 | 139 | 177 | 693 | 893 | 571 | 727 | 138 | 176 | 134 | 136 | 134 | 136 |
| 25 to 29 years..... | 1,638 | 1,739 | 1,445 | 1,569 | 193 | 170 | 773 | 794 | 553 | 650 | 191 | 170 | 121 | 125 | 119 | 125 |
| 30 to 34 years..... | 1,368 | 1,500 | 1,202 | 1,330 | 166 | 170 | 639 | 668 | 466 | 582 | 163 | 170 | 100 | 80 | 98 | 80 |
| 35 to 44 years..... | 2,384 | 2,279 | 1,896 | 1,676 | 488 | 403 | 1,021 | 944 | 713 | 811 | 486 | 403 | 164 | 121 | 164 | 121 |
| 45 to 54 years..... | 1,459 | 1,526 | 1,056 | 1,104 | 404 | 422 | 707 | 723 | 251 | 268 | 403 | 422 | 98 | 113 | 97 | 113 |
| 55 to 64 years..... | 966 | 960 | 577 | 603 | 339 | 357 | 429 | 483 | 75 | 69 | 387 | 358 | 75 | 52 | 74 | 52 |
| 65 years and over..... | 746 | 808 | 385 | 403 | 411 | 405 | 271 | 329 | 34 | 32 | 410 | 404 | 31 | 43 | 31 | 43 |
| Age unknown..... | 78 | 52 | 64 | 31 | 14 | 21 | 50 | 22 | 3 | 5 | 13 | 21 | 7 | 4 | 6 | 4 |
| Springfield, Mass.. | 29,616 | 32,443 | 22,881 | 24,797 | 6,735 | 7,646 | 13,209 | 14,177 | 9,237 | 10,052 | 6,674 | 7,637 | 496 | 577 | 445 | 576 |
| Under 1 year..... | 687 | 663 | 685 | 662 | 2 | 1 | 274 | 264 | 405 | 389 | 2 | 1 | 6 | 9 | 6 | 9 |
| 1 to 4 years..... | 2,460 | 2,360 | 2,421 | 2,327 | 39 | 33 | 1,028 | 918 | 1,371 | 1,376 | 38 | 32 | 34 | 23 | 34 | 23 |
| 5 to 9 years..... | 2,816 | 2,852 | 2,700 | 2,733 | 116 | 119 | 1,190 | 1,176 | 1,471 | 1,510 | 114 | 119 | 41 | 47 | 41 | 47 |
| 10 to 14 years..... | 2,422 | 2,455 | 2,233 | 2,212 | 189 | 243 | 1,061 | 1,032 | 1,144 | 1,137 | 187 | 242 | 30 | 44 | 29 | 44 |
| 15 to 19 years..... | 2,232 | 2,606 | 1,946 | 2,166 | 346 | 440 | 990 | 1,112 | 910 | 1,006 | 344 | 440 | 48 | 48 | 43 | 43 |
| 20 to 24 years..... | 2,697 | 3,328 | 2,038 | 2,284 | 659 | 1,044 | 1,110 | 1,172 | 885 | 1,039 | 657 | 1,044 | 45 | 73 | 44 | 73 |
| 25 to 29 years..... | 2,991 | 3,515 | 2,058 | 2,327 | 933 | 1,188 | 1,142 | 1,227 | 864 | 1,030 | 925 | 1,186 | 60 | 72 | 55 | 71 |
| 30 to 34 years..... | 2,816 | 2,927 | 1,844 | 1,991 | 972 | 936 | 1,103 | 1,162 | 705 | 796 | 961 | 936 | 47 | 33 | 36 | 33 |
| 35 to 44 years..... | 4,437 | 4,541 | 2,884 | 3,073 | 1,553 | 1,468 | 1,862 | 1,849 | 957 | 1,137 | 1,529 | 1,465 | 89 | 90 | 68 | 90 |
| 45 to 54 years..... | 2,853 | 3,254 | 1,903 | 2,222 | 950 | 1,032 | 1,474 | 1,700 | 383 | 454 | 941 | 1,031 | 55 | 69 | 48 | 69 |
| 55 to 64 years..... | 1,768 | 2,129 | 1,136 | 1,449 | 632 | 680 | 998 | 1,294 | 106 | 127 | 632 | 679 | 32 | 29 | 32 | 29 |
| 65 years and over..... | 1,273 | 1,767 | 929 | 1,316 | 344 | 451 | 878 | 1,243 | 34 | 50 | 344 | 451 | 17 | 23 | 17 | 23 |
| Age unknown..... | 104 | 46 | 104 | 35 | | 11 | 99 | 28 | 2 | 1 | | 11 | 3 | 3 | 6 | 6 |
| Springfield, Ohio.. | 19,306 | 18,947 | 17,583 | 17,354 | 1,718 | 1,593 | 11,211 | 10,955 | 4,170 | 4,359 | 1,713 | 1,589 | 2,212 | 2,044 | 2,209 | 2,044 |
| Under 1 year..... | 844 | 313 | 844 | 313 | | | 242 | 230 | 63 | 54 | | | | | | |

TABLE 9.—AGES BY PERIODS OF YEARS OF THE AGGREGATE POPULATION, CLASSIFIED BY SEX, GENERAL NATIVITY, AND COLOR, FOR CITIES HAVING 25,000 INHABITANTS OR MORE: 1900—Continued.

| CITIES AND AGE PERIODS. | AGGREGATE. | | NATIVE BORN. | | FOREIGN BORN. | | NATIVE WHITE—NATIVE PARENTS. | | NATIVE WHITE—FOREIGN PARENTS. | | FOREIGN WHITE. | | TOTAL COLORED. ¹ | | NEGRO. ² | |
|-------------------------|------------|-----------|--------------|-----------|---------------|-----------|------------------------------|-----------|-------------------------------|-----------|----------------|-----------|-----------------------------|-----------|---------------------|-----------|
| | Males. | Fe-males. | Males. | Fe-males. | Males. | Fe-males. | Males. | Fe-males. | Males. | Fe-males. | Males. | Fe-males. | Males. | Fe-males. | Males. | Fe-males. |
| Superior, Wis..... | 17,623 | 13,463 | 10,467 | 9,205 | 7,161 | 4,258 | 4,101 | 3,218 | 6,250 | 5,895 | 7,150 | 4,254 | 127 | 96 | 102 | 84 |
| Under 1 year..... | 406 | 453 | 405 | 451 | 1 | 2 | 95 | 95 | 309 | 356 | 1 | 2 | 1 | 1 | 1 | 1 |
| 1 to 4 years..... | 1,579 | 1,614 | 1,553 | 1,594 | 26 | 20 | 381 | 396 | 1,166 | 1,195 | 26 | 20 | 6 | 3 | 3 | 2 |
| 5 to 9 years..... | 1,741 | 1,740 | 1,655 | 1,673 | 86 | 62 | 469 | 436 | 1,174 | 1,236 | 86 | 62 | 12 | 6 | 8 | 4 |
| 10 to 14 years..... | 1,315 | 1,321 | 1,107 | 1,144 | 208 | 177 | 370 | 337 | 734 | 750 | 208 | 177 | 3 | 7 | 1 | 6 |
| 15 to 19 years..... | 1,039 | 1,198 | 713 | 861 | 326 | 337 | 289 | 322 | 418 | 526 | 326 | 337 | 6 | 13 | 5 | 10 |
| 20 to 24 years..... | 1,607 | 1,409 | 877 | 833 | 730 | 576 | 406 | 356 | 458 | 465 | 730 | 575 | 13 | 13 | 12 | 13 |
| 25 to 29 years..... | 2,500 | 1,393 | 1,148 | 732 | 1,352 | 661 | 505 | 293 | 623 | 428 | 1,352 | 661 | 20 | 11 | 19 | 10 |
| 30 to 34 years..... | 2,381 | 1,843 | 981 | 614 | 1,400 | 729 | 470 | 248 | 502 | 334 | 1,397 | 728 | 12 | 13 | 13 | 13 |
| 35 to 44 years..... | 3,273 | 1,838 | 1,308 | 855 | 1,965 | 983 | 646 | 336 | 638 | 449 | 1,961 | 981 | 28 | 22 | 26 | 20 |
| 45 to 64 years..... | 1,165 | 648 | 489 | 268 | 676 | 380 | 288 | 159 | 182 | 104 | 672 | 380 | 23 | 5 | 18 | 5 |
| 65 to 64 years..... | 380 | 312 | 188 | 119 | 252 | 193 | 109 | 94 | 27 | 24 | 262 | 193 | 2 | 1 | 2 | 2 |
| 65 years and over..... | 209 | 189 | 84 | 52 | 125 | 137 | 66 | 48 | 17 | 7 | 125 | 187 | 1 | 2 | 1 | 1 |
| Age unknown..... | 23 | 5 | 9 | 4 | 14 | 1 | 7 | 3 | 2 | 1 | 14 | 1 | | | | |
| Syracuse, N. Y..... | 52,588 | 55,836 | 40,742 | 43,875 | 11,796 | 11,961 | 21,329 | 22,488 | 18,925 | 20,862 | 11,757 | 11,948 | 527 | 588 | 497 | 587 |
| Under 1 year..... | 986 | 908 | 985 | 906 | 1 | 2 | 494 | 413 | 484 | 484 | 1 | 2 | 7 | 9 | 7 | 9 |
| 1 to 4 years..... | 3,940 | 3,916 | 3,907 | 3,891 | 33 | 25 | 1,936 | 1,823 | 1,941 | 2,032 | 33 | 25 | 30 | 36 | 30 | 36 |
| 5 to 9 years..... | 4,925 | 5,134 | 4,772 | 4,958 | 153 | 181 | 2,432 | 2,401 | 2,298 | 2,517 | 153 | 181 | 42 | 35 | 42 | 35 |
| 10 to 14 years..... | 4,709 | 4,848 | 4,332 | 4,482 | 377 | 366 | 2,221 | 2,266 | 2,083 | 2,179 | 377 | 366 | 28 | 37 | 28 | 36 |
| 15 to 19 years..... | 4,576 | 4,897 | 3,968 | 4,234 | 608 | 663 | 2,064 | 2,164 | 1,873 | 2,020 | 608 | 661 | 31 | 52 | 31 | 52 |
| 20 to 24 years..... | 4,960 | 5,752 | 3,969 | 4,643 | 991 | 1,109 | 1,925 | 2,245 | 1,996 | 2,324 | 990 | 1,109 | 49 | 74 | 48 | 74 |
| 25 to 29 years..... | 5,247 | 5,710 | 4,015 | 4,421 | 1,232 | 1,289 | 1,878 | 1,999 | 2,065 | 2,354 | 1,228 | 1,287 | 76 | 70 | 73 | 70 |
| 30 to 34 years..... | 4,825 | 5,011 | 3,495 | 3,777 | 1,330 | 1,234 | 1,602 | 1,651 | 1,837 | 2,069 | 1,325 | 1,232 | 61 | 49 | 56 | 49 |
| 35 to 44 years..... | 8,098 | 8,144 | 5,600 | 5,962 | 2,498 | 2,182 | 2,695 | 2,784 | 2,821 | 3,094 | 2,484 | 2,178 | 98 | 88 | 89 | 88 |
| 45 to 64 years..... | 5,181 | 5,607 | 3,197 | 3,453 | 1,634 | 2,054 | 2,045 | 2,123 | 1,102 | 1,284 | 1,971 | 2,052 | 63 | 48 | 52 | 48 |
| 65 to 64 years..... | 3,042 | 3,253 | 1,581 | 1,729 | 1,461 | 1,524 | 1,230 | 1,356 | 326 | 351 | 1,459 | 1,524 | 27 | 22 | 26 | 22 |
| 65 years and over..... | 2,028 | 2,744 | 909 | 1,419 | 1,119 | 1,325 | 800 | 1,251 | 96 | 151 | 1,119 | 1,324 | 13 | 18 | 13 | 18 |
| Age unknown..... | 21 | 12 | 12 | 5 | 9 | 7 | 7 | 2 | 3 | 3 | 9 | 7 | | | | |
| Tacoma, Wash..... | 21,232 | 16,482 | 14,146 | 12,536 | 7,086 | 3,946 | 8,256 | 6,860 | 5,662 | 5,534 | 6,244 | 3,914 | 1,070 | 174 | 201 | 106 |
| Under 1 year..... | 329 | 335 | 329 | 333 | | 2 | 135 | 135 | 190 | 193 | | 1 | 4 | 6 | | 1 |
| 1 to 4 years..... | 1,430 | 1,294 | 1,408 | 1,273 | 22 | 21 | 520 | 519 | 876 | 743 | 21 | 18 | 13 | 14 | 8 | 4 |
| 5 to 9 years..... | 1,970 | 1,922 | 1,924 | 1,884 | 46 | 38 | 766 | 729 | 1,145 | 1,136 | 46 | 38 | 13 | 19 | 7 | 10 |
| 10 to 14 years..... | 1,595 | 1,639 | 1,468 | 1,489 | 127 | 150 | 608 | 655 | 772 | 823 | 120 | 150 | 23 | 11 | 11 | 10 |
| 15 to 19 years..... | 1,539 | 1,654 | 1,184 | 1,395 | 355 | 259 | 645 | 760 | 527 | 624 | 265 | 257 | 102 | 13 | 9 | 8 |
| 20 to 24 years..... | 2,019 | 1,570 | 1,280 | 1,192 | 739 | 378 | 786 | 708 | 463 | 469 | 585 | 370 | 185 | 23 | 34 | 12 |
| 25 to 29 years..... | 1,902 | 1,453 | 1,098 | 1,010 | 809 | 443 | 710 | 596 | 353 | 404 | 678 | 436 | 161 | 17 | 28 | 9 |
| 30 to 34 years..... | 2,148 | 1,527 | 1,136 | 910 | 1,012 | 617 | 777 | 571 | 381 | 324 | 933 | 612 | 107 | 20 | 29 | 14 |
| 35 to 44 years..... | 4,043 | 2,668 | 2,007 | 1,606 | 2,036 | 1,709 | 1,348 | 1,049 | 610 | 531 | 1,959 | 1,059 | 126 | 29 | 43 | 22 |
| 45 to 64 years..... | 2,065 | 1,261 | 1,086 | 751 | 979 | 510 | 803 | 549 | 280 | 189 | 952 | 610 | 50 | 13 | 25 | 12 |
| 65 to 64 years..... | 985 | 656 | 475 | 394 | 460 | 282 | 374 | 315 | 96 | 77 | 454 | 262 | 11 | 2 | 5 | 1 |
| 65 years and over..... | 453 | 426 | 249 | 229 | 204 | 197 | 208 | 204 | 36 | 21 | 203 | 197 | 6 | 4 | 1 | 3 |
| Age unknown..... | 804 | 77 | 507 | 70 | 297 | 7 | 504 | 70 | 3 | | 25 | 4 | 269 | 3 | | |
| Taunton, Mass..... | 15,317 | 15,719 | 10,828 | 11,068 | 4,489 | 4,651 | 5,726 | 5,862 | 5,034 | 5,143 | 4,391 | 4,636 | 166 | 78 | 149 | 77 |
| Under 1 year..... | 349 | 335 | 346 | 331 | 3 | 4 | 110 | 102 | 281 | 227 | 3 | 4 | 5 | 2 | 5 | 2 |
| 1 to 4 years..... | 1,278 | 1,214 | 1,223 | 1,164 | 53 | 50 | 485 | 428 | 732 | 729 | 53 | 50 | 6 | 7 | 6 | 7 |
| 5 to 9 years..... | 1,443 | 1,409 | 1,353 | 1,318 | 90 | 91 | 566 | 541 | 751 | 774 | 90 | 91 | 6 | 3 | 6 | 3 |
| 10 to 14 years..... | 1,351 | 1,272 | 1,181 | 1,095 | 170 | 177 | 520 | 501 | 637 | 592 | 168 | 176 | 6 | 9 | 12 | 9 |
| 15 to 19 years..... | 1,393 | 1,311 | 1,074 | 972 | 319 | 339 | 505 | 448 | 564 | 518 | 312 | 338 | 12 | 9 | 12 | 9 |
| 20 to 24 years..... | 1,422 | 1,552 | 894 | 946 | 528 | 606 | 495 | 498 | 498 | 498 | 502 | 600 | 31 | 16 | 30 | 16 |
| 25 to 29 years..... | 1,509 | 1,484 | 887 | 887 | 622 | 597 | 457 | 421 | 423 | 462 | 593 | 595 | 36 | 6 | 32 | 6 |
| 30 to 34 years..... | 1,291 | 1,286 | 725 | 734 | 566 | 502 | 375 | 384 | 346 | 397 | 549 | 501 | 21 | 4 | 17 | 8 |
| 35 to 44 years..... | 2,112 | 2,183 | 1,262 | 1,365 | 850 | 818 | 709 | 743 | 647 | 615 | 838 | 813 | 18 | 7 | 14 | 7 |
| 45 to 64 years..... | 1,506 | 1,573 | 925 | 939 | 581 | 634 | 700 | 694 | 217 | 236 | 577 | 632 | 12 | 11 | 9 | 11 |
| 65 to 64 years..... | 943 | 1,107 | 525 | 635 | 418 | 472 | 464 | 569 | 52 | 64 | 417 | 470 | 10 | 4 | 9 | 4 |
| 65 years and over..... | 708 | 977 | 423 | 623 | 280 | 354 | 408 | 585 | 17 | 32 | 280 | 354 | 3 | 6 | 3 | 6 |
| Age unknown..... | 19 | 16 | 10 | 9 | 9 | 7 | 8 | 8 | 2 | 1 | 9 | 7 | | | | |
| Terre Haute, Ind.. | 17,802 | 18,871 | 16,264 | 17,457 | 1,588 | 1,414 | 11,778 | 12,517 | 3,727 | 4,184 | 1,531 | 1,414 | 771 | 756 | 764 | 756 |
| Under 1 year..... | 360 | 341 | 360 | 341 | | | 297 | 281 | 45 | 42 | | | 18 | 18 | 18 | 18 |
| 1 to 4 years..... | 1,361 | 1,331 | 1,361 | 1,330 | 1 | 1 | 1,089 | 1,071 | 217 | 203 | 1 | 1 | 55 | 56 | 55 | 56 |
| 5 to 9 years..... | 1,645 | 1,732 | 1,639 | 1,730 | 6 | 2 | 1,281 | 1,344 | 291 | 317 | 6 | 2 | 67 | 69 | 67 | 69 |
| 10 to 14 years..... | 1,531 | 1,605 | 1,519 | 1,594 | 12 | 11 | 1,069 | 1,154 | 381 | 367 | 12 | 11 | 69 | 73 | 69 | 73 |
| 15 to 19 years..... | 1,499 | 1,935 | 1,475 | 1,884 | 24 | 51 | 1,037 | 1,337 | 388 | 470 | 23 | 51 | 51 | 77 | 50 | 77 |
| 20 to 24 years..... | 1,733 | 2,149 | 1,735 | 2,083 | 48 | 66 | 1,197 | 1,396 | 455 | 580 | 48 | 66 | 83 | 107 | 83 | 107 |
| 25 to 29 years..... | 1,834 | 1,992 | 1,795 | 1,910 | 89 | 82 | 1,200 | 1,266 | 505 | 551 | 87 | 82 | 93 | 93 | 90 | 93 |
| 30 to 34 years..... | 1,679 | 1,625 | 1,565 | 1,527 | 114 | 98 | 1,057 | 1,000 | 425 | 467 | 111 | 98 | 86 | 60 | 83 | 60 |
| 35 to 44 years..... | 2,533 | 2,649 | 2,305 | 2,402 | 273 | 247 | 1,570 | 1,566 | 615 | 740 | 273 | 247 | 120 | 96 | 120 | 96 |
| 45 to 64 years..... | 1,736 | 1,660 | 1,369 | 1,365 | 417 | 295 | 1,030 | 1,025 | 267 | 294 | 416 | 295 | 73 | 46 | 72 | 46 |
| 65 to 64 years..... | 977 | 1,070 | 699 | 778 | 268 | 292 | 571 | 638 | 97 | 105 | 268 | 292 | 31 | 35 | 31 | 35 |
| 65 years and over..... | 666 | 743 | 390 | 478 | 276 | 265 | 329 | 414 | 39 | 45 | 276 | 265 | 22 | 19 | 22 | 19 |
| Age unknown..... | 53 | 39 | 35 | 35 | 6 | 4 | 46 | 25 | 2 | 3 | 6 | 4 | | | | |
| Toledo, Ohio..... | 65,604 | 66,218 | 51,126 | 52,874 | 14,478 | 13,344 | 25,927 | 26,295 | 24,374 | 25,754 | 14,419 | 13,310 | 884 | 859 | 852 | 858 |
| Under 1 year..... | 1,491 | 1,437 | 1,487 | 1,433 | 4 | 4 | 702 | 701 | 773 | | | | | | | |

TABLE 9.—AGES BY PERIODS OF YEARS OF THE AGGREGATE POPULATION, CLASSIFIED BY SEX, GENERAL NATIVITY, AND COLOR, FOR CITIES HAVING 25,000 INHABITANTS OR MORE: 1900—Continued.

| CITIES AND AGE PERIODS. | AGGREGATE. | | NATIVE BORN. | | FOREIGN BORN. | | NATIVE WHITE—NATIVE PARENTS. | | NATIVE WHITE—FOREIGN PARENTS. | | FOREIGN WHITE. | | TOTAL COLORED. ¹ | | NEGRO. ² | |
|-------------------------|------------|-----------|--------------|-----------|---------------|-----------|------------------------------|-----------|-------------------------------|-----------|----------------|-----------|-----------------------------|-----------|---------------------|-----------|
| | Males. | Fe-males. | Males. | Fe-males. | Males. | Fe-males. | Males. | Fe-males. | Males. | Fe-males. | Males. | Fe-males. | Males. | Fe-males. | Males. | Fe-males. |
| Topeka, Kans. | 16,134 | 17,474 | 14,489 | 15,918 | 1,645 | 1,556 | 9,530 | 10,234 | 2,633 | 3,155 | 1,640 | 1,555 | 2,281 | 2,530 | 2,278 | 2,529 |
| Under 1 year..... | 293 | 318 | 293 | 318 | | | 188 | 205 | 65 | 77 | | | 40 | 36 | 40 | 36 |
| 1 to 4 years..... | 1,144 | 1,140 | 1,135 | 1,126 | 9 | 14 | 743 | 680 | 224 | 298 | 9 | 14 | 168 | 148 | 168 | 148 |
| 5 to 9 years..... | 1,644 | 1,637 | 1,616 | 1,614 | 28 | 23 | 978 | 980 | 395 | 391 | 23 | 23 | 243 | 243 | 243 | 243 |
| 10 to 14 years..... | 1,589 | 1,735 | 1,548 | 1,693 | 41 | 42 | 928 | 1,026 | 341 | 378 | 41 | 42 | 279 | 289 | 279 | 289 |
| 15 to 19 years..... | 1,532 | 1,820 | 1,461 | 1,741 | 71 | 79 | 870 | 1,090 | 327 | 355 | 71 | 79 | 264 | 296 | 264 | 296 |
| 20 to 24 years..... | 1,415 | 1,952 | 1,341 | 1,829 | 74 | 123 | 879 | 1,129 | 272 | 392 | 74 | 123 | 190 | 308 | 190 | 308 |
| 25 to 29 years..... | 1,345 | 1,755 | 1,218 | 1,597 | 127 | 158 | 830 | 995 | 215 | 345 | 127 | 158 | 173 | 257 | 173 | 257 |
| 30 to 34 years..... | 1,184 | 1,441 | 1,025 | 1,260 | 159 | 181 | 705 | 858 | 186 | 230 | 159 | 180 | 134 | 173 | 134 | 173 |
| 35 to 44 years..... | 2,214 | 2,308 | 1,857 | 2,005 | 357 | 298 | 1,273 | 1,281 | 321 | 389 | 353 | 298 | 267 | 335 | 264 | 335 |
| 45 to 54 years..... | 1,814 | 1,616 | 1,457 | 1,334 | 357 | 282 | 1,034 | 944 | 181 | 173 | 357 | 282 | 242 | 217 | 242 | 217 |
| 55 to 64 years..... | 1,155 | 1,021 | 892 | 823 | 263 | 198 | 644 | 618 | 97 | 83 | 262 | 198 | 152 | 122 | 152 | 122 |
| 65 years and over..... | 742 | 711 | 691 | 656 | 151 | 155 | 422 | 413 | 56 | 43 | 151 | 155 | 113 | 100 | 113 | 100 |
| Age unknown..... | 68 | 25 | 55 | 22 | 8 | 3 | 36 | 15 | 3 | 1 | 8 | 3 | 16 | 6 | 16 | 6 |
| Trenton, N. J. | 37,043 | 36,264 | 28,118 | 28,396 | 8,925 | 7,868 | 15,865 | 16,244 | 11,135 | 11,176 | 8,864 | 7,865 | 1,179 | 979 | 1,119 | 977 |
| Under 1 year..... | 792 | 791 | 791 | 785 | 1 | 6 | 346 | 336 | 423 | 440 | 1 | 6 | 22 | 9 | 22 | 9 |
| 1 to 4 years..... | 3,017 | 3,140 | 2,981 | 3,105 | 36 | 35 | 1,344 | 1,368 | 1,600 | 1,685 | 36 | 35 | 37 | 52 | 37 | 52 |
| 5 to 9 years..... | 3,812 | 3,775 | 3,684 | 3,661 | 123 | 114 | 1,790 | 1,779 | 1,842 | 1,818 | 127 | 114 | 53 | 64 | 53 | 64 |
| 10 to 14 years..... | 3,451 | 3,324 | 3,161 | 3,037 | 290 | 287 | 1,667 | 1,615 | 1,429 | 1,342 | 230 | 287 | 65 | 80 | 68 | 80 |
| 15 to 19 years..... | 3,200 | 3,384 | 2,637 | 2,827 | 563 | 557 | 1,433 | 1,659 | 1,111 | 1,072 | 562 | 557 | 94 | 96 | 92 | 96 |
| 20 to 24 years..... | 3,562 | 3,559 | 2,696 | 2,722 | 866 | 837 | 1,554 | 1,575 | 971 | 1,034 | 863 | 837 | 174 | 113 | 172 | 111 |
| 25 to 29 years..... | 3,629 | 3,360 | 2,514 | 2,406 | 1,215 | 954 | 1,359 | 1,313 | 938 | 867 | 1,106 | 954 | 196 | 126 | 185 | 126 |
| 30 to 34 years..... | 3,330 | 3,011 | 2,176 | 2,096 | 1,154 | 915 | 1,264 | 1,181 | 796 | 827 | 1,141 | 914 | 139 | 89 | 128 | 89 |
| 35 to 44 years..... | 5,746 | 4,975 | 3,611 | 3,413 | 2,135 | 1,562 | 2,125 | 1,976 | 1,305 | 1,292 | 2,107 | 1,562 | 209 | 145 | 182 | 145 |
| 45 to 54 years..... | 3,345 | 3,253 | 2,071 | 2,136 | 1,274 | 1,117 | 1,475 | 1,547 | 507 | 480 | 1,269 | 1,117 | 94 | 109 | 90 | 109 |
| 55 to 64 years..... | 1,935 | 2,103 | 1,110 | 1,274 | 525 | 829 | 903 | 1,032 | 154 | 136 | 824 | 828 | 54 | 47 | 53 | 47 |
| 65 years and over..... | 1,190 | 1,633 | 658 | 904 | 532 | 629 | 569 | 738 | 59 | 81 | 532 | 628 | 30 | 36 | 30 | 36 |
| Age unknown..... | 34 | 56 | 28 | 30 | 6 | 26 | 16 | 15 | | | 6 | 26 | 12 | 13 | 12 | 13 |
| Troy, N. Y. | 28,015 | 32,636 | 21,529 | 24,738 | 6,486 | 7,898 | 9,338 | 10,773 | 11,978 | 13,736 | 6,458 | 7,894 | 191 | 233 | 167 | 233 |
| Under 1 year..... | 540 | 532 | 536 | 530 | 4 | 2 | 256 | 260 | 279 | 267 | 4 | 2 | 1 | 3 | 1 | 3 |
| 1 to 4 years..... | 1,989 | 1,970 | 1,958 | 1,945 | 31 | 25 | 933 | 972 | 1,017 | 963 | 31 | 25 | 8 | 10 | 8 | 10 |
| 5 to 9 years..... | 2,658 | 2,595 | 2,564 | 2,531 | 94 | 64 | 1,187 | 1,202 | 1,362 | 1,319 | 94 | 64 | 15 | 10 | 15 | 10 |
| 10 to 14 years..... | 2,630 | 2,628 | 2,486 | 2,487 | 144 | 141 | 1,000 | 1,131 | 1,479 | 1,340 | 144 | 141 | 7 | 16 | 7 | 16 |
| 15 to 19 years..... | 2,615 | 3,186 | 2,339 | 2,804 | 226 | 332 | 997 | 1,140 | 1,333 | 1,643 | 225 | 332 | 10 | 21 | 10 | 21 |
| 20 to 24 years..... | 2,833 | 3,349 | 2,445 | 3,139 | 388 | 710 | 916 | 1,120 | 1,510 | 1,976 | 388 | 709 | 19 | 44 | 18 | 44 |
| 25 to 29 years..... | 2,724 | 3,559 | 2,189 | 2,789 | 535 | 770 | 804 | 951 | 1,376 | 1,811 | 533 | 770 | 11 | 27 | 8 | 27 |
| 30 to 34 years..... | 2,310 | 2,333 | 1,693 | 2,074 | 617 | 759 | 617 | 760 | 1,033 | 1,295 | 610 | 758 | 30 | 20 | 23 | 20 |
| 35 to 44 years..... | 4,042 | 4,635 | 2,623 | 3,165 | 1,419 | 1,470 | 1,044 | 1,217 | 1,545 | 1,911 | 1,407 | 1,470 | 46 | 37 | 36 | 37 |
| 45 to 54 years..... | 2,758 | 3,264 | 1,441 | 1,699 | 1,317 | 1,565 | 760 | 832 | 659 | 819 | 1,313 | 1,565 | 26 | 28 | 23 | 28 |
| 55 to 64 years..... | 1,768 | 2,112 | 774 | 933 | 994 | 1,179 | 531 | 622 | 232 | 293 | 993 | 1,177 | 12 | 10 | 12 | 10 |
| 65 years and over..... | 1,104 | 1,416 | 395 | 602 | 709 | 814 | 313 | 504 | 77 | 92 | 708 | 814 | 6 | 6 | 6 | 6 |
| Age unknown..... | 44 | 57 | 36 | 40 | 8 | 17 | 30 | 32 | 6 | 7 | 8 | 17 | | | | |
| Utica, N. Y. | 26,875 | 29,508 | 20,299 | 22,614 | 6,576 | 6,894 | 9,466 | 10,386 | 10,706 | 12,110 | 6,575 | 6,894 | 128 | 118 | 126 | 118 |
| Under 1 year..... | 573 | 567 | 569 | 566 | 4 | 1 | 275 | 264 | 291 | 301 | 4 | 1 | 3 | 1 | 3 | 1 |
| 1 to 4 years..... | 2,039 | 1,997 | 2,055 | 1,961 | 34 | 36 | 994 | 994 | 1,058 | 958 | 34 | 36 | 3 | 9 | 3 | 9 |
| 5 to 9 years..... | 2,651 | 2,612 | 2,553 | 2,504 | 93 | 108 | 1,263 | 1,236 | 1,282 | 1,258 | 93 | 108 | 8 | 10 | 8 | 10 |
| 10 to 14 years..... | 2,437 | 2,458 | 2,247 | 2,267 | 190 | 191 | 1,111 | 1,131 | 1,190 | 1,126 | 190 | 191 | 6 | 10 | 6 | 10 |
| 15 to 19 years..... | 2,429 | 2,534 | 2,057 | 2,201 | 372 | 333 | 997 | 1,077 | 1,046 | 1,115 | 372 | 333 | 14 | 9 | 14 | 9 |
| 20 to 24 years..... | 2,544 | 3,073 | 2,073 | 2,433 | 471 | 590 | 903 | 1,053 | 1,155 | 1,414 | 471 | 590 | 15 | 16 | 15 | 16 |
| 25 to 29 years..... | 2,490 | 2,892 | 1,377 | 2,255 | 633 | 637 | 730 | 878 | 1,134 | 1,376 | 613 | 637 | 13 | 9 | 13 | 9 |
| 30 to 34 years..... | 2,327 | 2,437 | 1,614 | 1,730 | 713 | 647 | 639 | 658 | 961 | 1,125 | 712 | 647 | 15 | 7 | 13 | 7 |
| 35 to 44 years..... | 3,856 | 4,188 | 2,523 | 2,937 | 1,330 | 1,191 | 1,330 | 1,022 | 1,533 | 1,955 | 1,330 | 1,191 | 17 | 20 | 17 | 20 |
| 45 to 54 years..... | 2,542 | 3,085 | 1,439 | 1,902 | 1,103 | 1,183 | 693 | 901 | 732 | 982 | 1,103 | 1,183 | 14 | 19 | 14 | 19 |
| 55 to 64 years..... | 1,617 | 1,845 | 742 | 886 | 875 | 959 | 460 | 545 | 263 | 337 | 875 | 959 | 14 | 4 | 14 | 4 |
| 65 years and over..... | 1,273 | 1,720 | 510 | 763 | 763 | 955 | 395 | 613 | 109 | 143 | 763 | 955 | 6 | 4 | 6 | 4 |
| Age unknown..... | 45 | 50 | 35 | 37 | 10 | 13 | 28 | 22 | 7 | 15 | 10 | 13 | | | | |
| Washington, D. C. . | 132,004 | 146,714 | 121,275 | 137,324 | 10,729 | 9,890 | 64,947 | 69,126 | 18,037 | 19,902 | 10,213 | 9,807 | 38,807 | 43,379 | 38,348 | 43,854 |
| Under 1 year..... | 2,425 | 2,333 | 2,424 | 2,332 | 1 | 1 | 1,336 | 1,310 | 316 | 279 | 1 | 1 | 772 | 743 | 772 | 742 |
| 1 to 4 years..... | 9,256 | 9,134 | 9,232 | 9,108 | 26 | 26 | 5,036 | 4,896 | 1,307 | 1,279 | 26 | 25 | 2,339 | 2,934 | 2,334 | 2,930 |
| 5 to 9 years..... | 11,708 | 12,023 | 11,639 | 11,932 | 69 | 91 | 6,339 | 6,419 | 1,648 | 1,633 | 69 | 89 | 3,602 | 3,882 | 3,597 | 3,878 |
| 10 to 14 years..... | 10,953 | 11,781 | 10,736 | 11,619 | 167 | 162 | 5,314 | 6,161 | 1,553 | 1,574 | 164 | 160 | 3,422 | 3,886 | 3,419 | 3,882 |
| 15 to 19 years..... | 11,362 | 13,452 | 11,082 | 13,111 | 280 | 341 | 5,608 | 6,249 | 1,657 | 1,708 | 276 | 334 | 3,321 | 5,161 | 3,313 | 5,157 |
| 20 to 24 years..... | 13,774 | 17,786 | 13,178 | 17,069 | 596 | 667 | 6,558 | 7,599 | 2,044 | 2,412 | 567 | 655 | 4,605 | 7,070 | 4,581 | 7,069 |
| 25 to 29 years..... | 13,345 | 16,410 | 12,438 | 15,509 | 907 | 901 | 6,467 | 7,137 | 2,034 | 2,643 | 844 | 891 | 4,000 | 5,739 | 3,946 | 5,736 |
| 30 to 34 years..... | 11,911 | 12,857 | 10,816 | 11,910 | 1,095 | 947 | 5,724 | 5,838 | 2,056 | 2,251 | 1,006 | 934 | 3,125 | 3,334 | 3,049 | 3,334 |
| 35 to 44 years..... | 19,088 | 20,727 | 16,932 | 19,123 | 2,156 | 1,604 | 8,740 | 9,016 | 2,820 | 3,230 | 1,944 | 1,590 | 5,534 | 6,841 | 5,394 | 6,838 |
| 45 to 54 years..... | 13,247 | 14,673 | 11,334 | 12,935 | 1,863 | 1,743 | 6,011 | 6,764 | 1,499 | 1,616 | 1,777 | 1,732 | 3,960 | 4,576 | 3,887 | 4,575 |
| 55 to 64 years..... | 9,408 | 9,079 | 7,402 | 7,507 | 2,006 | 1,572 | 4,703 | 4,645 | 737 | 809 | 1,984 | 1,565 | 1,934 | 2,060 | 1,917 | 2,060 |
| 65 years and over..... | 5,363 | 6,371 | 3,805 | 5, | | | | | | | | | | | | |

TABLE 9.—AGES BY PERIODS OF YEARS OF THE AGGREGATE POPULATION, CLASSIFIED BY SEX, GENERAL NATIVITY, AND COLOR, FOR CITIES HAVING 25,000 INHABITANTS OR MORE: 1900—Continued.

| CITIES AND AGE PERIODS. | AGGREGATE. | | NATIVE BORN. | | FOREIGN BORN. | | NATIVE WHITE—NATIVE PARENTS. | | NATIVE WHITE—FOREIGN PARENTS. | | FOREIGN WHITE. | | TOTAL COLORED. ¹ | | NEGRO. ² | |
|-------------------------|------------|-----------|--------------|-----------|---------------|-----------|------------------------------|-----------|-------------------------------|-----------|----------------|-----------|-----------------------------|-----------|---------------------|-----------|
| | Males. | Fe-males. | Males. | Fe-males. | Males. | Fe-males. | Males. | Fe-males. | Males. | Fe-males. | Males. | Fe-males. | Males. | Fe-males. | Males. | Fe-males. |
| Wheeling, W. Va... | 19,011 | 19,867 | 16,231 | 17,186 | 2,780 | 2,681 | 9,056 | 9,555 | 6,658 | 7,085 | 2,770 | 2,680 | 527 | 547 | 519 | 547 |
| Under 1 year..... | 407 | 390 | 407 | 390 | | | 295 | 265 | 107 | 118 | | | 5 | 7 | 5 | 7 |
| 1 to 4 years..... | 1,609 | 1,495 | 1,601 | 1,480 | 8 | 15 | 1,072 | 1,015 | 506 | 442 | 8 | 15 | 23 | 23 | 23 | 23 |
| 5 to 9 years..... | 1,905 | 1,879 | 1,876 | 1,855 | 29 | 24 | 1,232 | 1,217 | 610 | 601 | 29 | 24 | 34 | 37 | 34 | 37 |
| 10 to 14 years..... | 1,816 | 1,812 | 1,742 | 1,743 | 74 | 69 | 1,075 | 1,063 | 620 | 638 | 74 | 69 | 47 | 47 | 47 | 47 |
| 15 to 19 years..... | 1,789 | 2,091 | 1,692 | 1,971 | 97 | 120 | 957 | 1,172 | 689 | 733 | 97 | 120 | 46 | 66 | 46 | 66 |
| 20 to 24 years..... | 1,929 | 2,265 | 1,744 | 2,068 | 185 | 202 | 925 | 1,097 | 757 | 884 | 184 | 201 | 65 | 83 | 65 | 83 |
| 25 to 29 years..... | 1,857 | 1,932 | 1,686 | 1,758 | 224 | 174 | 788 | 862 | 788 | 835 | 223 | 174 | 58 | 61 | 57 | 61 |
| 30 to 34 years..... | 1,740 | 1,737 | 1,490 | 1,545 | 250 | 212 | 673 | 693 | 759 | 804 | 250 | 212 | 58 | 48 | 58 | 48 |
| 35 to 44 years..... | 2,658 | 2,677 | 2,113 | 2,259 | 545 | 418 | 915 | 970 | 1,116 | 1,205 | 540 | 418 | 87 | 84 | 82 | 84 |
| 45 to 54 years..... | 1,671 | 1,671 | 1,125 | 1,173 | 546 | 498 | 599 | 590 | 474 | 534 | 543 | 498 | 55 | 49 | 53 | 49 |
| 55 to 64 years..... | 890 | 1,050 | 464 | 567 | 426 | 483 | 274 | 335 | 165 | 213 | 426 | 483 | 25 | 19 | 25 | 19 |
| 65 years and over..... | 609 | 764 | 222 | 314 | 387 | 450 | 152 | 227 | 59 | 71 | 387 | 450 | 11 | 16 | 11 | 16 |
| Age unknown..... | 131 | 84 | 122 | 68 | 9 | 16 | 101 | 49 | 8 | 7 | 9 | 16 | 13 | 12 | 13 | 12 |
| Wilkesbarre, Pa... | 25,200 | 26,521 | 18,938 | 20,595 | 6,262 | 5,926 | 8,678 | 9,462 | 9,902 | 10,814 | 6,257 | 5,923 | 363 | 322 | 358 | 322 |
| Under 1 year..... | 686 | 704 | 683 | 704 | 3 | | 305 | 303 | 371 | 388 | | | 7 | 13 | 7 | 13 |
| 1 to 4 years..... | 2,499 | 2,487 | 2,485 | 2,471 | 14 | 16 | 1,084 | 1,125 | 1,425 | 1,321 | 3 | 16 | 26 | 25 | 26 | 25 |
| 5 to 9 years..... | 2,854 | 2,930 | 2,783 | 2,842 | 71 | 88 | 1,165 | 1,206 | 1,589 | 1,614 | 71 | 88 | 29 | 22 | 29 | 22 |
| 10 to 14 years..... | 2,625 | 2,654 | 2,459 | 2,477 | 166 | 177 | 1,022 | 1,048 | 1,415 | 1,400 | 166 | 177 | 22 | 29 | 22 | 29 |
| 15 to 19 years..... | 2,509 | 2,859 | 2,155 | 2,393 | 354 | 466 | 911 | 980 | 1,207 | 1,390 | 354 | 466 | 37 | 23 | 37 | 23 |
| 20 to 24 years..... | 2,247 | 3,043 | 1,725 | 2,334 | 522 | 709 | 739 | 975 | 953 | 1,315 | 522 | 703 | 33 | 45 | 33 | 45 |
| 25 to 29 years..... | 2,343 | 2,599 | 1,678 | 1,945 | 665 | 654 | 722 | 841 | 916 | 1,069 | 663 | 654 | 42 | 35 | 42 | 35 |
| 30 to 34 years..... | 2,105 | 2,053 | 1,290 | 1,725 | 815 | 681 | 624 | 628 | 688 | 719 | 814 | 680 | 29 | 26 | 29 | 26 |
| 35 to 44 years..... | 3,442 | 3,196 | 1,869 | 2,047 | 1,573 | 1,149 | 961 | 1,009 | 847 | 995 | 1,571 | 1,149 | 63 | 48 | 61 | 48 |
| 45 to 54 years..... | 2,129 | 2,075 | 1,055 | 1,128 | 1,074 | 947 | 635 | 662 | 376 | 436 | 1,074 | 946 | 44 | 31 | 44 | 31 |
| 55 to 64 years..... | 1,159 | 1,182 | 510 | 550 | 649 | 632 | 356 | 404 | 129 | 127 | 649 | 632 | 25 | 19 | 25 | 19 |
| 65 years and over..... | 589 | 724 | 236 | 325 | 353 | 399 | 196 | 275 | 34 | 39 | 353 | 399 | 6 | 11 | 6 | 11 |
| Age unknown..... | 13 | 15 | 10 | 7 | 3 | 8 | 8 | 6 | 2 | 1 | 3 | 8 | 6 | 11 | 6 | 11 |
| Williamsport, Pa... | 18,386 | 15,371 | 12,276 | 14,253 | 1,110 | 1,113 | 9,185 | 10,617 | 2,587 | 2,998 | 1,108 | 1,118 | 506 | 638 | 504 | 638 |
| Under 1 year..... | 233 | 254 | 238 | 254 | | | 187 | 207 | 40 | 37 | | | 11 | 10 | 11 | 10 |
| 1 to 4 years..... | 1,100 | 1,008 | 1,099 | 1,005 | 1 | 3 | 854 | 788 | 185 | 172 | 1 | 3 | 60 | 45 | 60 | 45 |
| 5 to 9 years..... | 1,344 | 1,392 | 1,340 | 1,385 | 4 | 7 | 1,024 | 1,088 | 256 | 272 | 4 | 7 | 60 | 75 | 60 | 75 |
| 10 to 14 years..... | 1,371 | 1,514 | 1,352 | 1,498 | 19 | 16 | 1,015 | 1,115 | 295 | 320 | 19 | 16 | 42 | 63 | 42 | 63 |
| 15 to 19 years..... | 1,299 | 1,574 | 1,271 | 1,525 | 28 | 49 | 950 | 1,125 | 293 | 334 | 28 | 49 | 28 | 66 | 28 | 66 |
| 20 to 24 years..... | 1,168 | 1,634 | 1,125 | 1,552 | 43 | 82 | 819 | 1,116 | 257 | 367 | 43 | 82 | 49 | 69 | 49 | 69 |
| 25 to 29 years..... | 1,107 | 1,513 | 1,087 | 1,433 | 70 | 80 | 747 | 1,016 | 255 | 351 | 70 | 80 | 35 | 66 | 35 | 66 |
| 30 to 34 years..... | 1,059 | 1,259 | 975 | 1,165 | 84 | 94 | 698 | 855 | 252 | 266 | 83 | 94 | 26 | 44 | 25 | 44 |
| 35 to 44 years..... | 1,737 | 2,080 | 1,585 | 1,901 | 202 | 179 | 1,130 | 1,337 | 389 | 491 | 201 | 179 | 67 | 78 | 66 | 78 |
| 45 to 54 years..... | 1,375 | 1,484 | 1,117 | 1,251 | 258 | 233 | 859 | 984 | 211 | 222 | 258 | 233 | 47 | 45 | 47 | 45 |
| 55 to 64 years..... | 821 | 1,004 | 708 | 785 | 213 | 219 | 566 | 638 | 110 | 115 | 213 | 219 | 32 | 32 | 32 | 32 |
| 65 years and over..... | 381 | 615 | 384 | 463 | 187 | 152 | 319 | 386 | 41 | 50 | 187 | 152 | 34 | 27 | 34 | 27 |
| Age unknown..... | 36 | 40 | 35 | 36 | 1 | 4 | 17 | 12 | 3 | 1 | 1 | 4 | 15 | 23 | 15 | 23 |
| Wilmington, Del... | 38,383 | 38,125 | 32,723 | 33,307 | 5,660 | 4,818 | 19,897 | 19,815 | 8,165 | 8,485 | 5,616 | 4,810 | 4,705 | 5,065 | 4,674 | 5,062 |
| Under 1 year..... | 857 | 860 | 855 | 860 | 2 | | 493 | 464 | 274 | 297 | 2 | | 88 | 99 | 88 | 99 |
| 1 to 4 years..... | 2,905 | 3,022 | 2,873 | 3,003 | 32 | 19 | 1,641 | 1,712 | 916 | 945 | 32 | 19 | 316 | 346 | 316 | 346 |
| 5 to 9 years..... | 3,817 | 3,753 | 3,760 | 3,698 | 57 | 55 | 2,213 | 2,129 | 1,128 | 1,150 | 57 | 55 | 419 | 419 | 419 | 419 |
| 10 to 14 years..... | 3,431 | 3,554 | 3,268 | 3,402 | 163 | 152 | 1,908 | 2,047 | 949 | 886 | 163 | 152 | 411 | 469 | 411 | 469 |
| 15 to 19 years..... | 3,433 | 3,459 | 3,147 | 3,215 | 286 | 244 | 1,957 | 1,923 | 783 | 791 | 286 | 244 | 407 | 501 | 407 | 501 |
| 20 to 24 years..... | 3,916 | 4,025 | 3,379 | 3,519 | 537 | 506 | 2,082 | 2,011 | 784 | 859 | 537 | 506 | 519 | 650 | 519 | 649 |
| 25 to 29 years..... | 3,818 | 3,687 | 3,124 | 3,139 | 694 | 548 | 1,819 | 1,777 | 799 | 789 | 694 | 547 | 510 | 574 | 506 | 574 |
| 30 to 34 years..... | 3,345 | 3,182 | 2,644 | 2,636 | 701 | 546 | 1,597 | 1,498 | 652 | 687 | 698 | 546 | 398 | 451 | 396 | 451 |
| 35 to 44 years..... | 5,331 | 5,304 | 4,500 | 4,332 | 1,331 | 972 | 2,590 | 2,404 | 1,114 | 1,202 | 1,311 | 970 | 816 | 728 | 799 | 728 |
| 45 to 54 years..... | 3,692 | 3,425 | 2,818 | 2,693 | 874 | 732 | 1,875 | 1,778 | 487 | 500 | 866 | 728 | 464 | 419 | 460 | 418 |
| 55 to 64 years..... | 2,017 | 2,172 | 1,449 | 1,563 | 609 | 609 | 1,083 | 1,154 | 184 | 193 | 565 | 609 | 205 | 216 | 204 | 216 |
| 65 years and over..... | 1,196 | 1,584 | 812 | 1,166 | 384 | 418 | 599 | 891 | 90 | 181 | 384 | 418 | 123 | 144 | 123 | 144 |
| Age unknown..... | 125 | 98 | 94 | 81 | 17 | | 60 | 27 | 5 | 5 | 31 | 17 | 29 | 49 | 29 | 49 |
| Woonsocket, R. I... | 13,623 | 14,676 | 7,522 | 8,164 | 6,106 | 6,412 | 2,238 | 2,385 | 5,278 | 5,776 | 6,092 | 6,412 | 20 | 3 | 3 | 3 |
| Under 1 year..... | 390 | 410 | 374 | 383 | 16 | 27 | 67 | 68 | 307 | 315 | 16 | 27 | | | | |
| 1 to 4 years..... | 1,260 | 1,351 | 1,123 | 1,213 | 137 | 138 | 245 | 263 | 878 | 950 | 137 | 138 | | | | |
| 5 to 9 years..... | 1,518 | 1,573 | 1,262 | 1,293 | 256 | 280 | 264 | 274 | 998 | 1,024 | 256 | 280 | | | | |
| 10 to 14 years..... | 1,339 | 1,422 | 925 | 987 | 414 | 435 | 212 | 220 | 713 | 767 | 414 | 435 | | | | |
| 15 to 19 years..... | 1,438 | 1,535 | 809 | 820 | 679 | 715 | 201 | 192 | 608 | 627 | 679 | 715 | | | | |
| 20 to 24 years..... | 1,473 | 1,595 | 703 | 799 | 770 | 796 | 168 | 194 | 530 | 605 | 770 | 796 | 5 | 1 | 2 | 1 |
| 25 to 29 years..... | 1,255 | 1,349 | 569 | 657 | 686 | 692 | 157 | 132 | 412 | 504 | 683 | 692 | 3 | 1 | 1 | 1 |
| 30 to 34 years..... | 1,048 | 1,139 | 450 | 505 | 598 | 634 | 157 | 150 | 293 | 354 | 596 | 634 | 2 | 1 | 1 | 1 |
| 35 to 44 years..... | 1,651 | 1,737 | 645 | 726 | 1,006 | 1,011 | 274 | 289 | 370 | 437 | 1,000 | 1,011 | 7 | | | |
| 45 to 54 years..... | 1,165 | 1,182 | 395 | 345 | 530 | 537 | 207 | 195 | 128 | 150 | 327 | 337 | 3 | | | |
| 55 to 64 years..... | 640 | 737 | 168 | 207 | 472 | 530 | 136 | 173 | 32 | 34 | 472 | 530 | | | | |
| 65 years and over..... | 374 | 519 | 143 | 210 | 231 | 309 | 134 | 201 | 9 | 9 | 231 | 309 | | | | |
| Age unknown..... | 27 | 22 | 16 | 14 | 11 | 8 | 16 | 14 | | | 11 | 8 | | | | |
| Worcester, Mass... | 59,082 | 59,339 | 39,932 | 40,837 | 19,150 | 18,502 | 18,367 | 18,894 | 21,066 | 21,351 | 19,031 | 18,497 | 618 | 597 | 507 | 597 |
| Under 1 year..... | 1,331 | 1,365 | 1,321 | 1,356 | | | | | | | | | | | | |

TABLE 9.—AGES BY PERIODS OF YEARS OF THE AGGREGATE POPULATION, CLASSIFIED BY SEX, GENERAL NATIVITY, AND COLOR, FOR CITIES HAVING 25,000 INHABITANTS OR MORE: 1900—Continued.

| CITIES AND AGE PERIODS. | AGGREGATE. | | NATIVE BORN. | | FOREIGN BORN. | | NATIVE WHITE—NATIVE PARENTS. | | NATIVE WHITE—FOREIGN PARENTS. | | FOREIGN WHITE. | | TOTAL COLORED. ¹ | | NEGRO. ² | |
|-------------------------|------------|-----------|--------------|-----------|---------------|-----------|------------------------------|-----------|-------------------------------|-----------|----------------|-----------|-----------------------------|-----------|---------------------|-----------|
| | Males. | Fe-males. | Males. | Fe-males. | Males. | Fe-males. | Males. | Fe-males. | Males. | Fe-males. | Males. | Fe-males. | Males. | Fe-males. | Males. | Fe-males. |
| Yonkers, N. Y. | 23,188 | 24,743 | 16,060 | 17,237 | 7,128 | 7,506 | 6,820 | 7,027 | 8,816 | 9,630 | 7,078 | 7,505 | 474 | 581 | 425 | 580 |
| Under 1 year..... | 642 | 632 | 639 | 631 | 3 | 1 | 205 | 193 | 420 | 427 | 3 | 1 | 14 | 11 | 14 | 11 |
| 1 to 4 years..... | 2,813 | 2,288 | 2,277 | 2,264 | 36 | 24 | 783 | 803 | 1,466 | 1,422 | 36 | 24 | 28 | 39 | 28 | 38 |
| 5 to 9 years..... | 2,431 | 2,528 | 2,349 | 2,459 | 82 | 69 | 925 | 877 | 1,401 | 1,545 | 82 | 69 | 23 | 37 | 23 | 37 |
| 10 to 14 years..... | 2,051 | 2,088 | 1,868 | 1,901 | 183 | 187 | 727 | 742 | 1,105 | 1,123 | 183 | 187 | 36 | 36 | 36 | 36 |
| 15 to 19 years..... | 1,941 | 2,299 | 1,501 | 1,696 | 440 | 603 | 657 | 641 | 805 | 985 | 438 | 603 | 41 | 70 | 39 | 70 |
| 20 to 24 years..... | 2,285 | 2,914 | 1,548 | 1,858 | 737 | 1,056 | 552 | 647 | 940 | 1,082 | 735 | 1,056 | 58 | 129 | 54 | 129 |
| 25 to 29 years..... | 2,549 | 2,804 | 1,517 | 1,681 | 1,032 | 1,123 | 592 | 608 | 865 | 998 | 1,022 | 1,123 | 70 | 75 | 61 | 75 |
| 30 to 34 years..... | 2,183 | 2,125 | 1,118 | 1,179 | 1,065 | 946 | 464 | 485 | 607 | 653 | 1,054 | 946 | 58 | 41 | 48 | 41 |
| 35 to 44 years..... | 3,363 | 3,250 | 1,733 | 1,906 | 1,630 | 1,344 | 849 | 863 | 822 | 963 | 1,609 | 1,343 | 83 | 81 | 62 | 81 |
| 45 to 54 years..... | 1,746 | 1,837 | 817 | 829 | 929 | 1,008 | 515 | 518 | 263 | 278 | 927 | 1,008 | 41 | 33 | 39 | 33 |
| 55 to 64 years..... | 1,019 | 1,146 | 411 | 461 | 608 | 685 | 320 | 336 | 80 | 106 | 606 | 685 | 13 | 19 | 12 | 19 |
| 65 years and over..... | 618 | 787 | 249 | 342 | 369 | 445 | 206 | 293 | 35 | 39 | 369 | 445 | 8 | 10 | 8 | 10 |
| Age unknown..... | 47 | 45 | 33 | 30 | 14 | 15 | 25 | 21 | 7 | 9 | 14 | 15 | 1 | 1 | 1 | 1 |
| York, Pa. | 16,380 | 17,328 | 15,653 | 16,751 | 727 | 577 | 13,758 | 14,764 | 1,547 | 1,565 | 718 | 577 | 357 | 422 | 355 | 421 |
| Under 1 year..... | 362 | 370 | 362 | 370 | | | 335 | 342 | 21 | 22 | | | 6 | 6 | 6 | 6 |
| 1 to 4 years..... | 1,348 | 1,408 | 1,347 | 1,406 | 1 | 2 | 1,240 | 1,265 | 81 | 103 | 1 | 2 | 26 | 38 | 26 | 38 |
| 5 to 9 years..... | 1,725 | 1,700 | 1,721 | 1,691 | 4 | 9 | 1,561 | 1,537 | 135 | 121 | 4 | 9 | 25 | 33 | 25 | 33 |
| 10 to 14 years..... | 1,594 | 1,677 | 1,533 | 1,653 | 21 | 24 | 1,372 | 1,478 | 136 | 125 | 20 | 24 | 26 | 50 | 26 | 50 |
| 15 to 19 years..... | 1,583 | 1,705 | 1,556 | 1,683 | 27 | 22 | 1,387 | 1,488 | 136 | 151 | 27 | 22 | 33 | 44 | 33 | 44 |
| 20 to 24 years..... | 1,624 | 1,755 | 1,583 | 1,720 | 41 | 35 | 1,406 | 1,525 | 145 | 149 | 39 | 35 | 34 | 46 | 34 | 46 |
| 25 to 29 years..... | 1,553 | 1,674 | 1,509 | 1,640 | 44 | 34 | 1,324 | 1,413 | 150 | 175 | 44 | 34 | 35 | 52 | 35 | 52 |
| 30 to 34 years..... | 1,362 | 1,343 | 1,319 | 1,304 | 43 | 39 | 1,111 | 1,141 | 171 | 136 | 43 | 39 | 37 | 27 | 37 | 27 |
| 35 to 44 years..... | 2,115 | 2,221 | 2,003 | 2,147 | 112 | 74 | 1,654 | 1,607 | 291 | 284 | 109 | 74 | 61 | 56 | 59 | 55 |
| 45 to 54 years..... | 1,503 | 1,546 | 1,356 | 1,432 | 147 | 114 | 1,171 | 1,241 | 145 | 166 | 146 | 114 | 41 | 25 | 41 | 25 |
| 55 to 64 years..... | 955 | 1,044 | 824 | 940 | 131 | 104 | 708 | 822 | 97 | 92 | 129 | 104 | 21 | 26 | 21 | 26 |
| 65 years and over..... | 655 | 824 | 502 | 709 | 153 | 115 | 454 | 653 | 38 | 39 | 153 | 115 | 10 | 17 | 10 | 17 |
| Age unknown..... | 41 | 61 | 38 | 56 | 3 | 5 | 35 | 52 | 1 | 2 | 3 | 5 | 2 | 2 | 2 | 2 |
| Youngstown, Ohio. | 23,582 | 21,303 | 16,548 | 16,130 | 7,034 | 5,173 | 6,870 | 6,483 | 9,170 | 9,245 | 7,022 | 5,170 | 520 | 405 | 510 | 405 |
| Under 1 year..... | 580 | 540 | 577 | 536 | 3 | 4 | 204 | 216 | 365 | 314 | 3 | 4 | 8 | 6 | 8 | 6 |
| 1 to 4 years..... | 2,041 | 1,894 | 2,002 | 1,870 | 39 | 24 | 733 | 670 | 1,241 | 1,167 | 39 | 24 | 28 | 33 | 28 | 33 |
| 5 to 9 years..... | 2,509 | 2,468 | 2,423 | 2,402 | 86 | 66 | 847 | 821 | 1,540 | 1,528 | 86 | 66 | 36 | 53 | 36 | 53 |
| 10 to 14 years..... | 2,206 | 2,161 | 2,059 | 2,025 | 147 | 136 | 673 | 743 | 1,346 | 1,252 | 147 | 136 | 40 | 30 | 40 | 30 |
| 15 to 19 years..... | 2,190 | 2,257 | 1,841 | 1,899 | 349 | 353 | 616 | 625 | 1,180 | 1,229 | 349 | 353 | 45 | 45 | 45 | 45 |
| 20 to 24 years..... | 2,524 | 2,382 | 1,797 | 1,839 | 727 | 543 | 737 | 683 | 1,007 | 1,112 | 726 | 543 | 54 | 44 | 52 | 44 |
| 25 to 29 years..... | 2,485 | 2,095 | 1,587 | 1,509 | 898 | 586 | 647 | 550 | 872 | 920 | 895 | 585 | 71 | 40 | 68 | 40 |
| 30 to 34 years..... | 2,142 | 1,713 | 1,223 | 1,120 | 919 | 593 | 574 | 489 | 592 | 599 | 917 | 593 | 59 | 32 | 57 | 32 |
| 35 to 44 years..... | 3,273 | 2,588 | 1,550 | 1,513 | 1,723 | 1,085 | 804 | 720 | 663 | 725 | 1,719 | 1,083 | 87 | 70 | 85 | 70 |
| 45 to 54 years..... | 2,025 | 1,661 | 874 | 787 | 1,151 | 874 | 556 | 497 | 261 | 263 | 1,150 | 874 | 58 | 27 | 58 | 27 |
| 55 to 64 years..... | 1,010 | 937 | 352 | 386 | 658 | 551 | 274 | 273 | 62 | 99 | 657 | 551 | 17 | 14 | 16 | 14 |
| 65 years and over..... | 503 | 584 | 180 | 235 | 323 | 349 | 133 | 189 | 35 | 35 | 323 | 349 | 12 | 11 | 12 | 11 |
| Age unknown..... | 94 | 13 | 83 | 9 | 11 | 4 | 72 | 7 | 6 | 2 | 11 | 4 | 5 | 5 | 5 | 5 |

¹ Persons of negro descent, Chinese, Japanese, and Indians.

² Includes all persons of negro descent.

SCHOOL, MILITIA, AND VOTING AGES.

- TABLE 10.—PERSONS OF SCHOOL AGE, 5 TO 17 YEARS, INCLUSIVE, BY GENERAL NATIVITY AND COLOR, BY STATES AND TERRITORIES: 1900.
- TABLE 11.—PERSONS OF SCHOOL AGE, 18 TO 20 YEARS, INCLUSIVE, BY GENERAL NATIVITY AND COLOR, BY STATES AND TERRITORIES: 1900.
- TABLE 12.—PERSONS OF SCHOOL AGE, 5 TO 20 YEARS, INCLUSIVE, BY GENERAL NATIVITY AND COLOR, BY STATES AND TERRITORIES: 1900.
- TABLE 13.—MALES OF SCHOOL AGE, 5 TO 17 YEARS, INCLUSIVE, BY GENERAL NATIVITY AND COLOR, BY STATES AND TERRITORIES: 1900.
- TABLE 14.—FEMALES OF SCHOOL AGE, 5 TO 17 YEARS, INCLUSIVE, BY GENERAL NATIVITY AND COLOR, BY STATES AND TERRITORIES: 1900.
- TABLE 15.—MALES OF SCHOOL AGE, 18 TO 20 YEARS, INCLUSIVE, BY GENERAL NATIVITY AND COLOR, BY STATES AND TERRITORIES: 1900.
- TABLE 16.—FEMALES OF SCHOOL AGE, 18 TO 20 YEARS, INCLUSIVE, BY GENERAL NATIVITY AND COLOR, BY STATES AND TERRITORIES: 1900.
- TABLE 17.—MALES OF SCHOOL AGE, 5 TO 20 YEARS, INCLUSIVE, BY GENERAL NATIVITY AND COLOR, BY STATES AND TERRITORIES: 1900.
- TABLE 18.—FEMALES OF SCHOOL AGE, 5 TO 20 YEARS, INCLUSIVE, BY GENERAL NATIVITY AND COLOR, BY STATES AND TERRITORIES: 1900.
- TABLE 19.—PERSONS OF SCHOOL AGE, 5 TO 20 YEARS, INCLUSIVE, BY GENERAL NATIVITY AND COLOR, FOR CITIES HAVING 25,000 INHABITANTS OR MORE: 1900.
- TABLE 20.—MALES OF SCHOOL AGE, 5 TO 20 YEARS, INCLUSIVE, BY GENERAL NATIVITY AND COLOR, FOR CITIES HAVING 25,000 INHABITANTS OR MORE: 1900.
- TABLE 21.—FEMALES OF SCHOOL AGE, 5 TO 20 YEARS, INCLUSIVE, BY GENERAL NATIVITY AND COLOR, FOR CITIES HAVING 25,000 INHABITANTS OR MORE: 1900.
- TABLE 22.—MALES OF MILITIA AGE, BY GENERAL NATIVITY AND COLOR, BY STATES AND TERRITORIES: 1900.
- TABLE 23.—MALES OF MILITIA AGE, BY GENERAL NATIVITY AND COLOR, FOR CITIES HAVING 25,000 INHABITANTS OR MORE: 1900.
- TABLE 24.—MALES OF VOTING AGE, BY GENERAL NATIVITY AND COLOR, BY STATES AND TERRITORIES: 1900.
- TABLE 25.—MALES OF VOTING AGE, BY GENERAL NATIVITY AND COLOR, FOR CITIES HAVING 25,000 INHABITANTS OR MORE: 1900.
- TABLE 26.—PERSONS OF SCHOOL, MILITIA, AND VOTING AGES, BY SEX, GENERAL NATIVITY, AND COLOR, BY COUNTIES: 1900.
- TABLE 27.—PERSONS OF SCHOOL, MILITIA, AND VOTING AGES, BY SEX, GENERAL NATIVITY, AND COLOR, FOR PLACES HAVING 2,500 INHABITANTS OR MORE: 1900.

SCHOOL, MILITIA, AND VOTING AGES.

TABLE 10.—PERSONS OF SCHOOL AGE, 5 TO 17 YEARS, INCLUSIVE, BY GENERAL NATIVITY AND COLOR, BY STATES AND TERRITORIES: 1900.

[The designation "native white—native parents" comprehends all native white persons having either both parents native born, one parent native born and one parent unknown, or both parents unknown, while the designation "native white—foreign parents" comprehends all native white persons having either one or both parents foreign born.]

| STATES AND TERRITORIES. | Aggregate. | Native born. | Foreign born. | Total white. | NATIVE WHITE. | | | Foreign white. | COLORED. ¹ | |
|--------------------------------|------------|--------------|---------------|--------------|---------------|-----------------|------------------|----------------|-----------------------|---------------------|
| | | | | | Total. | Native parents. | Foreign parents. | | Total. | Negro. ² |
| The United States ² | 21,573,492 | 20,821,678 | 751,819 | 18,595,988 | 17,850,231 | 12,442,363 | 5,407,868 | 745,757 | 2,977,504 | 2,885,546 |
| Alabama | 610,851 | 609,345 | 1,006 | 829,003 | 328,012 | 319,142 | 8,870 | 991 | 281,348 | 281,282 |
| Alaska | 8,923 | 8,741 | 182 | 1,201 | 1,098 | 641 | 452 | 108 | 7,722 | |
| Arizona | 31,778 | 29,457 | 2,321 | 23,217 | 20,947 | 11,764 | 9,183 | 2,270 | 8,561 | 231 |
| Arkansas | 442,984 | 442,266 | 718 | 319,742 | 319,024 | 308,402 | 10,622 | 718 | 123,242 | 123,223 |
| California | 338,988 | 325,427 | 13,561 | 329,557 | 316,981 | 171,781 | 145,200 | 12,576 | 9,431 | 2,617 |
| Colorado | 183,305 | 128,580 | 4,725 | 131,087 | 126,368 | 88,166 | 43,202 | 4,719 | 2,218 | 1,587 |
| Connecticut | 208,256 | 188,134 | 20,722 | 204,929 | 184,878 | 85,735 | 99,143 | 20,051 | 8,327 | 3,282 |
| Delaware | 48,982 | 48,130 | 852 | 40,094 | 39,244 | 32,560 | 6,684 | 850 | 3,888 | 8,885 |
| District of Columbia | 60,563 | 59,773 | 790 | 40,899 | 40,121 | 31,781 | 8,340 | 778 | 19,664 | 19,642 |
| Florida | 163,533 | 160,966 | 2,572 | 92,763 | 90,652 | 81,874 | 8,778 | 2,111 | 70,775 | 70,646 |
| Georgia | 739,330 | 738,538 | 792 | 382,646 | 381,872 | 374,956 | 6,916 | 774 | 356,684 | 356,667 |
| Hawaii | 25,237 | 22,119 | 3,118 | 19,893 | 18,877 | 10,385 | 8,492 | 1,016 | 5,344 | 61 |
| Idaho | 46,309 | 45,215 | 1,094 | 45,139 | 44,130 | 28,866 | 15,264 | 1,009 | 1,170 | 25 |
| Illinois | 1,319,655 | 1,257,640 | 62,015 | 1,300,748 | 1,238,793 | 696,315 | 542,478 | 61,955 | 18,907 | 18,866 |
| Indiana | 696,401 | 690,079 | 6,322 | 681,691 | 675,878 | 583,136 | 92,237 | 6,318 | 14,710 | 14,625 |
| Indian Territory | 183,702 | 183,344 | 358 | 102,106 | 101,749 | 98,592 | 3,157 | 857 | 31,596 | 12,385 |
| Iowa | 635,766 | 621,596 | 14,170 | 632,489 | 618,322 | 390,813 | 227,509 | 14,167 | 3,277 | 3,123 |
| Kansas | 436,692 | 430,600 | 6,092 | 420,511 | 414,424 | 312,872 | 101,552 | 6,087 | 16,181 | 15,393 |
| Kentucky | 664,607 | 663,062 | 1,545 | 579,447 | 577,913 | 544,377 | 33,536 | 1,534 | 85,160 | 85,111 |
| Louisiana | 449,704 | 445,157 | 4,547 | 231,621 | 227,106 | 201,535 | 25,571 | 4,515 | 218,083 | 217,886 |
| Maine | 160,862 | 148,944 | 11,918 | 160,348 | 148,464 | 110,354 | 38,110 | 11,884 | 514 | 295 |
| Maryland | 331,904 | 325,078 | 6,826 | 262,691 | 255,888 | 204,860 | 51,028 | 6,803 | 69,213 | 69,199 |
| Massachusetts | 623,211 | 546,763 | 76,448 | 616,887 | 540,765 | 222,308 | 318,457 | 76,122 | 6,324 | 6,098 |
| Michigan | 654,810 | 614,801 | 40,009 | 649,074 | 609,234 | 284,899 | 324,335 | 39,840 | 5,736 | 3,858 |
| Minnesota | 514,475 | 484,815 | 29,660 | 510,725 | 481,079 | 138,157 | 342,922 | 29,646 | 3,750 | 809 |
| Mississippi | 527,487 | 527,116 | 371 | 211,303 | 210,937 | 205,685 | 5,252 | 366 | 316,184 | 315,422 |
| Missouri | 915,320 | 907,002 | 8,318 | 870,690 | 862,383 | 711,523 | 150,860 | 8,307 | 44,630 | 44,582 |
| Montana | 54,162 | 50,623 | 3,539 | 50,509 | 47,197 | 23,701 | 23,496 | 3,312 | 3,653 | 224 |
| Nebraska | 322,948 | 312,242 | 9,806 | 319,580 | 309,780 | 172,971 | 136,809 | 9,800 | 2,468 | 1,317 |
| Nevada | 9,013 | 8,826 | 187 | 7,689 | 7,531 | 3,867 | 3,664 | 158 | 1,324 | 15 |
| New Hampshire | 88,806 | 76,721 | 12,085 | 88,679 | 76,599 | 46,653 | 29,946 | 12,080 | 127 | 120 |
| New Jersey | 470,741 | 436,075 | 34,666 | 455,917 | 421,280 | 227,201 | 194,079 | 34,637 | 14,824 | 14,776 |
| New Mexico | 59,798 | 58,429 | 1,369 | 55,292 | 53,927 | 47,711 | 6,216 | 1,365 | 4,506 | 278 |
| New York | 1,738,802 | 1,575,817 | 162,985 | 1,719,145 | 1,556,560 | 777,143 | 779,417 | 162,585 | 19,657 | 18,037 |
| North Carolina | 630,031 | 629,717 | 314 | 411,299 | 410,987 | 408,539 | 2,448 | 312 | 213,732 | 213,803 |
| North Dakota | 95,597 | 83,170 | 12,427 | 93,418 | 81,021 | 19,767 | 61,254 | 12,397 | 2,179 | 75 |
| Ohio | 1,099,466 | 1,074,254 | 25,212 | 1,075,590 | 1,050,438 | 780,878 | 269,560 | 25,152 | 23,876 | 23,357 |
| Oklahoma | 124,788 | 123,755 | 1,033 | 115,016 | 113,983 | 101,079 | 12,904 | 1,033 | 9,772 | 5,871 |
| Oregon | 108,879 | 105,949 | 2,930 | 106,917 | 104,094 | 78,111 | 30,983 | 2,823 | 1,962 | 157 |
| Pennsylvania | 1,671,742 | 1,596,469 | 75,273 | 1,638,116 | 1,562,891 | 1,093,404 | 469,487 | 75,225 | 33,626 | 32,829 |
| Rhode Island | 100,674 | 85,087 | 15,587 | 98,834 | 83,278 | 32,652 | 50,626 | 15,556 | 1,840 | 1,831 |
| South Carolina | 464,085 | 463,873 | 212 | 180,832 | 180,671 | 177,626 | 3,045 | 211 | 283,203 | 283,165 |
| South Dakota | 124,306 | 117,929 | 6,377 | 118,782 | 112,405 | 44,729 | 67,676 | 6,377 | 5,524 | 108 |
| Tennessee | 646,463 | 645,483 | 980 | 490,365 | 489,387 | 478,183 | 11,199 | 978 | 156,103 | 156,063 |
| Texas | 1,020,046 | 1,000,499 | 19,547 | 802,546 | 783,070 | 669,081 | 113,989 | 19,476 | 217,500 | 217,308 |
| Utah | 90,161 | 87,013 | 3,148 | 89,332 | 86,218 | 40,487 | 45,731 | 3,114 | 829 | 90 |
| Vermont | 80,298 | 75,966 | 4,332 | 80,102 | 75,773 | 54,081 | 21,692 | 4,329 | 196 | 195 |
| Virginia | 586,478 | 585,365 | 1,113 | 361,935 | 360,880 | 351,354 | 9,026 | 1,105 | 224,493 | 224,369 |
| Washington | 131,012 | 124,746 | 6,266 | 127,563 | 121,687 | 71,851 | 49,836 | 5,876 | 3,449 | 380 |
| West Virginia | 295,656 | 294,392 | 1,264 | 284,416 | 283,156 | 271,407 | 11,749 | 1,260 | 11,240 | 11,232 |
| Wisconsin | 613,887 | 584,061 | 29,826 | 610,764 | 580,943 | 214,404 | 366,539 | 29,821 | 3,123 | 491 |
| Wyoming | 22,100 | 21,249 | 851 | 21,485 | 20,674 | 12,762 | 7,912 | 811 | 615 | 187 |

¹ Persons of negro descent, Chinese, Japanese, and Indians.
² Includes all persons of negro descent.

³ Includes persons in the military and naval service of the United States (including civilian employees, etc.) stationed abroad, not credited to any state or territory.

STATISTICS OF POPULATION.

TABLE 11.—PERSONS OF SCHOOL AGE, 18 TO 20 YEARS, INCLUSIVE, BY GENERAL NATIVITY AND COLOR, BY STATES AND TERRITORIES: 1900.

[The designation "native white—native parents" comprehends all native white persons having either both parents native born, one parent native born and one parent unknown, or both parents unknown, while the designation "native white—foreign parents" comprehends all native white persons having either one or both parents foreign born.]

| STATES AND TERRITORIES. | Aggregate. | Native born. | Foreign born. | Total white. | NATIVE WHITE. | | | Foreign white. | COLORED. ¹ | |
|--------------------------------------|------------|--------------|---------------|--------------|---------------|-----------------|------------------|----------------|-----------------------|---------------------|
| | | | | | Total. | Native parents. | Foreign parents. | | Total. | Negro. ² |
| The United States ³ | 4,526,296 | 4,064,457 | 461,839 | 3,883,223 | 3,432,719 | 2,455,620 | 977,099 | 450,504 | 643,073 | 614,648 |
| Alabama..... | 122,871 | 122,319 | 552 | 65,149 | 64,607 | 62,838 | 1,769 | 542 | 57,722 | 57,698 |
| Alaska..... | 2,485 | 2,271 | 214 | 517 | 394 | 227 | 157 | 123 | 1,968 | 10 |
| Arizona..... | 7,090 | 5,776 | 1,314 | 5,154 | 3,917 | 2,356 | 1,561 | 1,237 | 1,936 | 134 |
| Arkansas..... | 86,391 | 85,945 | 446 | 61,078 | 60,627 | 58,704 | 1,923 | 446 | 25,318 | 25,311 |
| California..... | 81,093 | 69,920 | 11,173 | 76,311 | 67,794 | 36,000 | 31,794 | 8,517 | 4,782 | 608 |
| Colorado..... | 27,226 | 24,120 | 3,106 | 26,665 | 23,571 | 16,871 | 6,700 | 3,094 | 561 | 456 |
| Connecticut..... | 43,845 | 36,170 | 12,675 | 47,831 | 35,181 | 13,530 | 16,651 | 12,650 | 1,014 | 990 |
| Delaware..... | 10,653 | 10,095 | 558 | 8,688 | 8,131 | 6,386 | 1,245 | 557 | 1,965 | 1,964 |
| District of Columbia..... | 16,723 | 16,223 | 505 | 10,313 | 9,324 | 7,550 | 2,274 | 489 | 6,415 | 6,404 |
| Florida..... | 34,062 | 32,966 | 1,096 | 17,774 | 16,923 | 15,601 | 1,322 | 851 | 16,288 | 16,262 |
| Georgia..... | 146,395 | 146,033 | 362 | 75,312 | 74,964 | 73,449 | 1,515 | 348 | 71,033 | 71,074 |
| Hawaii..... | 5,537 | 3,166 | 5,371 | 3,384 | 2,982 | 2,413 | 569 | 952 | 4,603 | 18 |
| Idaho..... | 8,655 | 7,652 | 1,003 | 8,122 | 7,446 | 4,751 | 2,695 | 676 | 533 | 14 |
| Illinois..... | 270,260 | 230,690 | 39,570 | 264,858 | 225,339 | 132,339 | 93,000 | 39,519 | 5,402 | 5,372 |
| Indiana..... | 147,484 | 143,618 | 3,866 | 143,703 | 139,343 | 117,397 | 22,446 | 3,860 | 3,781 | 3,764 |
| Indian Territory..... | 25,423 | 25,241 | 182 | 19,314 | 19,132 | 18,569 | 563 | 182 | 6,109 | 2,497 |
| Iowa..... | 132,104 | 121,712 | 10,392 | 131,296 | 120,909 | 75,023 | 45,881 | 10,337 | 808 | 789 |
| Kansas..... | 90,868 | 87,031 | 3,837 | 87,100 | 83,268 | 63,049 | 20,219 | 3,832 | 3,768 | 3,545 |
| Kentucky..... | 138,420 | 132,347 | 1,073 | 114,003 | 112,936 | 103,855 | 9,081 | 1,072 | 19,412 | 19,401 |
| Louisiana..... | 88,563 | 86,907 | 1,656 | 44,942 | 43,305 | 36,560 | 6,745 | 1,637 | 43,621 | 43,567 |
| Maine..... | 38,291 | 32,309 | 5,982 | 33,171 | 32,212 | 26,061 | 6,151 | 5,959 | 120 | 74 |
| Maryland..... | 71,122 | 67,579 | 3,543 | 55,361 | 51,327 | 41,454 | 10,373 | 3,534 | 15,761 | 15,747 |
| Massachusetts..... | 158,899 | 106,463 | 47,436 | 161,823 | 104,712 | 61,257 | 53,455 | 47,111 | 2,076 | 1,898 |
| Michigan..... | 135,465 | 111,746 | 23,719 | 134,146 | 110,522 | 57,256 | 53,266 | 23,624 | 1,319 | 961 |
| Minnesota..... | 98,515 | 77,796 | 20,719 | 97,822 | 77,124 | 23,115 | 54,009 | 20,698 | 693 | 254 |
| Mississippi..... | 105,539 | 105,369 | 170 | 41,850 | 41,638 | 40,398 | 1,290 | 162 | 63,689 | 63,501 |
| Missouri..... | 189,988 | 184,127 | 5,861 | 173,724 | 172,924 | 137,120 | 35,804 | 5,800 | 11,214 | 11,135 |
| Montana..... | 11,709 | 8,894 | 2,815 | 10,523 | 3,208 | 4,320 | 3,388 | 2,315 | 1,186 | 65 |
| Nebraska..... | 64,336 | 57,153 | 7,183 | 63,649 | 56,472 | 33,809 | 22,663 | 7,177 | 687 | 464 |
| Nevada..... | 2,336 | 2,140 | 246 | 2,014 | 1,810 | 908 | 902 | 204 | 372 | 3 |
| New Hampshire..... | 22,089 | 16,081 | 6,008 | 22,029 | 16,025 | 11,338 | 4,687 | 6,004 | 60 | 52 |
| New Jersey..... | 102,132 | 81,921 | 20,261 | 97,313 | 77,113 | 44,626 | 32,437 | 20,200 | 4,869 | 4,809 |
| New Mexico..... | 9,914 | 9,442 | 472 | 8,845 | 8,379 | 7,390 | 989 | 466 | 1,069 | 123 |
| New York..... | 397,962 | 303,226 | 94,736 | 390,011 | 295,689 | 155,723 | 139,966 | 94,322 | 7,951 | 7,439 |
| North Carolina..... | 123,795 | 123,659 | 136 | 79,433 | 79,348 | 78,873 | 475 | 135 | 44,312 | 43,947 |
| North Dakota..... | 17,192 | 10,320 | 6,372 | 16,775 | 10,432 | 3,597 | 6,335 | 6,343 | 417 | 22 |
| Ohio..... | 238,879 | 222,903 | 15,976 | 232,920 | 216,975 | 158,862 | 58,113 | 15,945 | 5,959 | 5,947 |
| Oklahoma..... | 22,868 | 22,358 | 510 | 20,944 | 20,436 | 13,231 | 2,155 | 503 | 1,924 | 1,235 |
| Oregon..... | 24,008 | 21,347 | 2,161 | 22,958 | 21,289 | 15,726 | 5,563 | 1,669 | 1,050 | 44 |
| Pennsylvania..... | 359,429 | 310,321 | 49,108 | 343,314 | 293,768 | 219,858 | 79,910 | 43,546 | 11,115 | 10,565 |
| Rhode Island..... | 23,972 | 16,549 | 7,423 | 23,339 | 16,003 | 7,224 | 8,779 | 7,386 | 533 | 572 |
| South Carolina..... | 96,638 | 96,546 | 142 | 37,441 | 37,301 | 36,594 | 707 | 140 | 59,247 | 59,236 |
| South Dakota..... | 22,859 | 19,226 | 3,633 | 21,679 | 13,050 | 7,763 | 10,237 | 3,629 | 1,130 | 26 |
| Tennessee..... | 133,953 | 133,446 | 507 | 99,036 | 93,586 | 95,890 | 2,696 | 500 | 34,367 | 34,357 |
| Texas..... | 195,588 | 187,107 | 8,481 | 153,360 | 144,917 | 125,307 | 19,610 | 3,443 | 42,228 | 42,133 |
| Utah..... | 16,352 | 14,624 | 1,728 | 16,046 | 14,405 | 5,376 | 9,029 | 1,641 | 306 | 46 |
| Vermont..... | 13,316 | 16,253 | 2,063 | 13,255 | 16,192 | 11,768 | 4,424 | 2,063 | 61 | 60 |
| Virginia..... | 113,293 | 117,698 | 595 | 73,627 | 73,043 | 71,164 | 1,879 | 584 | 44,666 | 44,593 |
| Washington..... | 27,233 | 22,721 | 4,512 | 25,617 | 22,026 | 14,975 | 7,051 | 3,591 | 1,616 | 143 |
| West Virginia..... | 60,315 | 59,953 | 362 | 57,221 | 56,361 | 53,436 | 2,925 | 360 | 3,594 | 3,591 |
| Wisconsin..... | 116,793 | 98,569 | 18,229 | 116,186 | 97,964 | 32,890 | 65,074 | 13,222 | 612 | 170 |
| Wyoming..... | 5,400 | 4,519 | 881 | 5,122 | 4,307 | 2,373 | 1,434 | 315 | 273 | 78 |

¹ Persons of negro descent, Chinese, Japanese, and Indians.
² Includes all persons of negro descent.

³ Includes persons in the military and naval service of the United States (including civilian employees, etc.) stationed abroad, not credited to any state or territory.

SCHOOL, MILITIA, AND VOTING AGES.

TABLE 12.—PERSONS OF SCHOOL AGE, 5 TO 20 YEARS, INCLUSIVE, BY GENERAL NATIVITY AND COLOR, BY STATES AND TERRITORIES: 1900.

[The designation "native white—native parents" comprehends all native white persons having either both parents native born, one parent native born and one parent unknown, or both parents unknown, while the designation "native white—foreign parents" comprehends all native white persons having either one or both parents foreign born.]

| STATES AND TERRITORIES. | Aggregate. | Native born. | Foreign born. | Total white. | NATIVE WHITE. | | | Foreign white. | COLORED. ¹ | |
|--------------------------------|------------|--------------|---------------|--------------|---------------|-----------------|------------------|----------------|-----------------------|---------------------|
| | | | | | Total. | Native parents. | Foreign parents. | | Total. | Negro. ² |
| The United States ³ | 26,099,788 | 24,886,180 | 1,213,658 | 22,479,211 | 21,282,950 | 14,897,983 | 6,384,967 | 1,196,261 | 3,620,577 | 3,500,194 |
| Alabama | 738,222 | 731,664 | 1,558 | 394,152 | 392,619 | 381,980 | 10,639 | 1,533 | 339,070 | 338,980 |
| Alaska | 11,408 | 11,012 | 396 | 1,718 | 1,437 | 878 | 609 | 231 | 9,690 | 10 |
| Arizona | 38,868 | 35,233 | 3,635 | 28,371 | 24,864 | 14,120 | 10,744 | 3,507 | 10,497 | 365 |
| Arkansas | 529,375 | 523,211 | 1,164 | 380,815 | 379,651 | 367,106 | 12,545 | 1,164 | 148,560 | 148,534 |
| California | 420,081 | 395,347 | 24,734 | 405,868 | 384,775 | 207,781 | 176,994 | 21,093 | 14,213 | 8,225 |
| Colorado | 160,581 | 152,700 | 7,881 | 157,752 | 149,939 | 100,037 | 49,902 | 7,813 | 2,779 | 2,043 |
| Connecticut | 257,101 | 224,354 | 32,747 | 252,760 | 220,059 | 104,265 | 115,794 | 32,701 | 4,341 | 4,272 |
| Delaware | 59,635 | 58,225 | 1,410 | 48,782 | 47,375 | 39,446 | 7,929 | 1,407 | 10,853 | 10,849 |
| District of Columbia | 77,291 | 75,996 | 1,295 | 51,212 | 49,945 | 39,331 | 10,614 | 1,267 | 26,079 | 26,046 |
| Florida | 197,600 | 193,932 | 3,668 | 110,537 | 107,575 | 97,475 | 10,100 | 2,962 | 87,063 | 86,908 |
| Georgia | 885,725 | 884,571 | 1,154 | 457,958 | 456,836 | 448,405 | 8,431 | 1,122 | 427,787 | 427,741 |
| Hawaii | 33,774 | 25,285 | 8,489 | 23,827 | 21,859 | 12,798 | 9,061 | 1,968 | 9,947 | 79 |
| Idaho | 54,964 | 52,867 | 2,097 | 53,261 | 51,576 | 33,617 | 17,959 | 1,685 | 1,708 | 69 |
| Illinois | 1,589,915 | 1,488,330 | 101,585 | 1,565,606 | 1,464,132 | 823,654 | 635,478 | 101,474 | 24,309 | 24,238 |
| Indiana | 843,885 | 833,697 | 10,188 | 825,394 | 815,216 | 700,533 | 114,683 | 10,178 | 18,491 | 18,389 |
| Indian Territory | 159,125 | 153,585 | 540 | 121,420 | 120,881 | 117,161 | 3,720 | 539 | 37,705 | 14,382 |
| Iowa | 767,870 | 743,308 | 24,562 | 763,785 | 739,231 | 465,841 | 273,390 | 24,554 | 4,085 | 3,912 |
| Kansas | 527,560 | 517,631 | 9,929 | 507,611 | 497,692 | 375,921 | 121,771 | 9,919 | 19,949 | 18,378 |
| Kentucky | 798,027 | 795,409 | 2,618 | 693,455 | 690,849 | 648,232 | 42,617 | 2,606 | 104,572 | 104,512 |
| Louisiana | 533,267 | 532,064 | 6,203 | 276,563 | 270,411 | 238,095 | 32,316 | 6,152 | 261,704 | 261,453 |
| Maine | 199,153 | 181,253 | 17,900 | 193,519 | 180,676 | 136,415 | 44,261 | 17,843 | 634 | 369 |
| Maryland | 403,026 | 392,657 | 10,369 | 318,052 | 307,715 | 246,314 | 61,401 | 10,337 | 34,974 | 34,946 |
| Massachusetts | 777,110 | 653,226 | 123,884 | 763,710 | 645,477 | 273,565 | 371,912 | 123,233 | 8,400 | 7,996 |
| Michigan | 790,275 | 726,547 | 63,728 | 783,220 | 719,756 | 342,155 | 377,601 | 63,464 | 7,055 | 4,314 |
| Minnesota | 612,990 | 562,611 | 50,379 | 603,547 | 553,203 | 161,272 | 396,931 | 50,344 | 4,443 | 1,063 |
| Mississippi | 633,026 | 632,485 | 541 | 253,153 | 252,625 | 246,033 | 6,542 | 528 | 379,373 | 378,923 |
| Missouri | 1,105,258 | 1,091,129 | 14,129 | 1,049,414 | 1,035,307 | 848,643 | 186,664 | 14,107 | 55,844 | 55,767 |
| Montana | 65,871 | 59,522 | 6,349 | 61,032 | 55,405 | 28,521 | 26,894 | 5,627 | 4,339 | 239 |
| Nebraska | 386,384 | 369,395 | 16,989 | 383,229 | 366,252 | 206,780 | 159,472 | 16,977 | 3,155 | 1,781 |
| Nevada | 11,399 | 10,966 | 433 | 9,703 | 9,341 | 4,775 | 4,566 | 362 | 1,696 | 18 |
| New Hampshire | 110,895 | 92,802 | 18,093 | 110,708 | 92,624 | 58,041 | 34,583 | 18,034 | 187 | 172 |
| New Jersey | 572,923 | 517,996 | 54,927 | 553,230 | 498,393 | 271,827 | 226,566 | 54,837 | 19,693 | 19,585 |
| New Mexico | 69,712 | 67,871 | 1,841 | 64,137 | 62,306 | 55,101 | 7,205 | 1,831 | 5,575 | 401 |
| New York | 2,136,764 | 1,879,043 | 257,721 | 2,109,156 | 1,852,249 | 932,866 | 919,333 | 256,907 | 27,608 | 25,476 |
| North Carolina | 753,826 | 753,376 | 450 | 490,782 | 490,335 | 487,412 | 2,923 | 447 | 263,044 | 260,755 |
| North Dakota | 112,789 | 93,990 | 18,799 | 110,193 | 91,453 | 23,364 | 68,089 | 18,740 | 2,596 | 97 |
| Ohio | 1,333,345 | 1,297,157 | 41,188 | 1,303,510 | 1,267,413 | 939,740 | 327,673 | 41,097 | 29,335 | 29,804 |
| Oklahoma | 147,656 | 146,113 | 1,543 | 135,960 | 134,419 | 119,360 | 15,059 | 1,541 | 11,696 | 7,106 |
| Oregon | 132,887 | 127,796 | 5,091 | 129,375 | 125,383 | 88,837 | 36,546 | 4,492 | 3,012 | 201 |
| Pennsylvania | 2,031,171 | 1,907,290 | 123,881 | 1,986,430 | 1,862,659 | 1,313,262 | 549,397 | 123,771 | 44,741 | 43,394 |
| Rhode Island | 124,646 | 101,636 | 23,010 | 122,223 | 99,281 | 39,376 | 59,405 | 22,942 | 2,423 | 2,403 |
| South Carolina | 560,773 | 560,419 | 354 | 218,323 | 217,972 | 214,220 | 3,752 | 351 | 342,450 | 342,401 |
| South Dakota | 147,165 | 137,155 | 10,010 | 140,461 | 130,455 | 52,492 | 77,963 | 10,006 | 6,704 | 134 |
| Tennessee | 780,421 | 778,934 | 1,487 | 589,451 | 587,973 | 574,078 | 13,895 | 1,478 | 190,970 | 190,925 |
| Texas | 1,215,634 | 1,187,606 | 28,028 | 955,906 | 927,987 | 794,388 | 133,599 | 27,919 | 259,728 | 259,491 |
| Utah ⁴ | 106,513 | 101,637 | 4,876 | 105,378 | 100,623 | 45,863 | 54,760 | 4,755 | 1,135 | 136 |
| Vermont | 98,614 | 92,219 | 6,395 | 98,357 | 91,965 | 65,849 | 26,116 | 6,392 | 257 | 255 |
| Virginia | 704,771 | 703,063 | 1,708 | 435,612 | 433,923 | 423,018 | 10,905 | 1,689 | 269,159 | 268,967 |
| Washington | 153,245 | 147,467 | 10,778 | 153,180 | 143,713 | 86,826 | 56,887 | 9,467 | 5,065 | 528 |
| West Virginia | 356,471 | 354,345 | 2,126 | 341,637 | 339,517 | 324,343 | 14,674 | 2,120 | 14,334 | 14,323 |
| Wisconsin | 730,635 | 682,630 | 48,005 | 726,950 | 678,907 | 247,294 | 431,613 | 48,043 | 3,735 | 661 |
| Wyoming | 27,500 | 25,768 | 1,732 | 26,607 | 24,981 | 15,635 | 9,346 | 1,626 | 893 | 215 |

¹ Persons of negro descent, Chinese, Japanese, and Indians.
² Includes all persons of negro descent.

³ Includes persons in the military and naval service of the United States (including civilian employees, etc.) stationed abroad, not credited to any state or territory.

STATISTICS OF POPULATION.

TABLE 13.—MALES OF SCHOOL AGE, 5 TO 17 YEARS, INCLUSIVE, BY GENERAL NATIVITY AND COLOR, BY STATES AND TERRITORIES: 1900.

[The designation "native white—native parents" comprehends all native white persons having either both parents native born, one parent native born and one parent unknown, or both parents unknown, while the designation "native white—foreign parents" comprehends all native white persons having either one or both parents foreign born.]

| STATES AND TERRITORIES. | Aggregate. | Native born. | Foreign born. | Total white. | NATIVE WHITE. | | | Foreign white. | COLORED. ¹ | |
|--------------------------------|------------|--------------|---------------|--------------|---------------|-----------------|------------------|----------------|-----------------------|---------------------|
| | | | | | Total. | Native parents. | Foreign parents. | | Total. | Negro. ² |
| The United States ³ | 10,871,808 | 10,495,601 | 376,202 | 9,386,336 | 9,014,451 | 6,303,365 | 2,711,086 | 371,885 | 1,485,467 | 1,486,934 |
| Alabama | 309,188 | 308,630 | 558 | 167,630 | 167,084 | 162,577 | 4,507 | 546 | 141,558 | 141,525 |
| Alaska | 4,675 | 4,567 | 108 | 646 | 577 | 338 | 239 | 69 | 4,029 | |
| Arizona | 16,236 | 15,080 | 1,156 | 11,800 | 10,673 | 6,012 | 4,661 | 1,127 | 4,436 | 114 |
| Arkansas | 223,916 | 223,530 | 386 | 162,741 | 162,355 | 156,891 | 5,464 | 386 | 61,175 | 61,165 |
| California | 170,993 | 168,655 | 7,338 | 165,701 | 159,273 | 86,643 | 72,630 | 6,428 | 5,292 | 1,307 |
| Colorado | 66,856 | 64,402 | 2,454 | 65,752 | 63,304 | 41,745 | 21,559 | 2,448 | 1,104 | 747 |
| Connecticut | 104,036 | 94,200 | 9,836 | 102,429 | 92,606 | 43,200 | 49,406 | 9,823 | 1,607 | 1,579 |
| Delaware | 24,877 | 24,419 | 458 | 20,408 | 19,952 | 16,569 | 3,383 | 456 | 4,469 | 4,467 |
| District of Columbia | 29,160 | 28,784 | 376 | 20,025 | 19,655 | 15,493 | 4,162 | 370 | 9,135 | 9,122 |
| Florida | 82,037 | 80,825 | 1,212 | 47,120 | 46,106 | 41,749 | 4,357 | 1,014 | 34,917 | 34,843 |
| Georgia | 370,649 | 370,240 | 409 | 193,738 | 193,337 | 189,842 | 3,495 | 401 | 176,911 | 176,901 |
| Hawaii | 13,499 | 11,474 | 2,025 | 10,238 | 9,700 | 5,370 | 4,330 | 538 | 3,261 | 35 |
| Idaho | 23,656 | 22,989 | 667 | 23,039 | 22,456 | 14,726 | 7,730 | 583 | 617 | 20 |
| Illinois | 661,910 | 631,017 | 30,893 | 652,571 | 621,714 | 351,478 | 270,236 | 30,857 | 9,339 | 9,307 |
| Indiana | 352,606 | 349,351 | 3,255 | 345,356 | 342,103 | 295,627 | 46,476 | 3,253 | 7,250 | 7,213 |
| Indian Territory | 68,482 | 68,287 | 195 | 52,305 | 52,610 | 51,006 | 1,604 | 195 | 15,677 | 6,158 |
| Iowa | 321,766 | 314,438 | 7,318 | 320,107 | 312,792 | 198,028 | 114,764 | 7,315 | 1,649 | 1,566 |
| Kansas | 221,937 | 218,793 | 3,144 | 213,837 | 210,698 | 159,227 | 51,471 | 3,139 | 8,100 | 7,649 |
| Kentucky | 336,548 | 335,795 | 753 | 294,140 | 293,390 | 276,851 | 16,539 | 750 | 42,408 | 42,382 |
| Louisiana | 225,979 | 223,580 | 2,399 | 117,118 | 114,736 | 102,057 | 12,679 | 2,382 | 108,861 | 108,748 |
| Maine | 81,319 | 75,409 | 5,910 | 81,077 | 75,183 | 56,024 | 19,159 | 5,894 | 242 | 134 |
| Maryland | 166,092 | 162,784 | 3,308 | 181,931 | 123,632 | 103,276 | 25,356 | 3,299 | 34,161 | 34,154 |
| Massachusetts | 310,068 | 273,142 | 36,926 | 307,102 | 270,340 | 111,355 | 158,985 | 36,762 | 2,966 | 2,828 |
| Michigan | 330,504 | 310,270 | 20,234 | 327,636 | 307,489 | 144,167 | 163,322 | 20,147 | 2,868 | 1,902 |
| Minnesota | 259,856 | 244,694 | 15,162 | 257,953 | 242,796 | 70,047 | 172,749 | 15,157 | 1,903 | 390 |
| Mississippi | 267,078 | 266,874 | 204 | 107,547 | 107,345 | 104,744 | 2,601 | 202 | 159,631 | 159,141 |
| Missouri | 462,238 | 458,125 | 4,163 | 440,063 | 435,905 | 360,127 | 75,778 | 4,158 | 22,225 | 22,194 |
| Montana | 27,453 | 25,568 | 1,885 | 25,518 | 23,823 | 12,045 | 11,778 | 1,695 | 1,935 | 113 |
| Nebraska | 163,030 | 158,042 | 5,038 | 161,872 | 156,338 | 87,781 | 69,057 | 5,034 | 1,208 | 621 |
| Nevada | 4,640 | 4,506 | 134 | 3,923 | 3,818 | 1,998 | 1,820 | 105 | 717 | 9 |
| New Hampshire | 44,302 | 38,401 | 5,901 | 44,238 | 38,339 | 23,451 | 14,888 | 5,899 | 64 | 62 |
| New Jersey | 234,143 | 217,391 | 16,752 | 227,050 | 210,314 | 113,867 | 96,447 | 16,736 | 7,093 | 7,066 |
| New Mexico | 30,448 | 29,750 | 698 | 28,050 | 27,355 | 24,249 | 3,106 | 2,398 | 132 | 132 |
| New York | 866,177 | 787,119 | 79,058 | 856,925 | 773,086 | 390,349 | 387,737 | 78,339 | 9,252 | 8,429 |
| North Carolina | 318,556 | 318,385 | 171 | 209,524 | 209,353 | 208,128 | 1,225 | 171 | 109,032 | 107,949 |
| North Dakota | 48,331 | 42,346 | 6,485 | 47,720 | 41,255 | 10,218 | 31,037 | 6,465 | 1,111 | 36 |
| Ohio | 555,193 | 542,606 | 12,587 | 543,543 | 530,990 | 395,778 | 135,212 | 12,553 | 11,650 | 11,638 |
| Oklahoma | 63,773 | 63,249 | 524 | 58,935 | 58,411 | 51,791 | 6,620 | 524 | 4,888 | 2,920 |
| Oregon | 55,357 | 53,798 | 1,559 | 54,274 | 52,813 | 37,150 | 15,663 | 1,456 | 1,033 | 80 |
| Pennsylvania | 341,761 | 302,865 | 38,886 | 325,580 | 286,716 | 550,474 | 236,242 | 38,864 | 16,171 | 15,733 |
| Rhode Island | 50,166 | 42,442 | 7,724 | 49,277 | 41,573 | 16,326 | 25,247 | 7,704 | 889 | 833 |
| South Carolina | 233,630 | 233,512 | 118 | 92,402 | 92,284 | 90,766 | 1,518 | 118 | 141,228 | 141,210 |
| South Dakota | 63,483 | 60,175 | 3,308 | 60,696 | 57,333 | 22,398 | 34,490 | 3,308 | 2,787 | 54 |
| Tennessee | 328,349 | 328,344 | 505 | 250,462 | 249,958 | 244,404 | 5,554 | 504 | 78,337 | 78,365 |
| Texas | 515,743 | 505,849 | 9,894 | 407,349 | 397,499 | 340,072 | 57,427 | 9,850 | 108,394 | 108,291 |
| Utah | 45,077 | 43,573 | 1,504 | 44,645 | 43,175 | 20,142 | 23,033 | 1,470 | 432 | 45 |
| Vermont | 40,369 | 38,626 | 2,243 | 40,773 | 38,533 | 27,673 | 10,960 | 2,240 | 96 | 95 |
| Virginia | 295,114 | 294,532 | 582 | 183,766 | 183,136 | 173,653 | 4,533 | 580 | 111,348 | 111,283 |
| Washington | 66,559 | 63,162 | 3,397 | 64,600 | 61,581 | 36,369 | 25,212 | 3,019 | 1,959 | 198 |
| West Virginia | 150,794 | 150,094 | 700 | 145,005 | 144,308 | 133,421 | 5,887 | 697 | 5,789 | 5,784 |
| Wisconsin | 303,826 | 293,661 | 15,165 | 307,285 | 292,122 | 107,359 | 184,263 | 15,163 | 1,541 | 240 |
| Wyoming | 11,570 | 11,118 | 452 | 11,237 | 10,824 | 6,750 | 4,074 | 413 | 338 | 67 |

¹ Persons of negro descent, Chinese, Japanese, and Indians.

² Includes all persons of negro descent.

³ Includes persons in the military and naval service of the United States (including civilian employees, etc.) stationed abroad, not credited to any state or territory.

SCHOOL, MILITIA, AND VOTING AGES.

TABLE 14.—FEMALES OF SCHOOL AGE, 5 TO 17 YEARS, INCLUSIVE, BY GENERAL NATIVITY AND COLOR, BY STATES AND TERRITORIES: 1900.

[The designation "native white—native parents" comprehends all native white persons having either both parents native born, one parent native born and one parent unknown, or both parents unknown, while the designation "native white—foreign parents" comprehends all native white persons having either one or both parents foreign born.]

| STATES AND TERRITORIES. | Aggregate. | Native born. | Foreign born. | Total white. | NATIVE WHITE. | | | Foreign white. | COLORED. ¹ | |
|---------------------------|------------|--------------|---------------|--------------|---------------|-----------------|------------------|----------------|-----------------------|---------------------|
| | | | | | Total. | Native parents. | Foreign parents. | | Total. | Negro. ² |
| The United States* | 10,701,689 | 10,326,072 | 375,617 | 9,209,652 | 8,835,780 | 6,138,998 | 2,696,782 | 378,872 | 1,492,037 | 1,448,612 |
| Alabama..... | 301,163 | 300,715 | 448 | 161,373 | 160,928 | 166,565 | 4,363 | 445 | 139,790 | 139,757 |
| Alaska..... | 4,248 | 4,174 | 74 | 555 | 516 | 303 | 213 | 39 | 3,693 | |
| Arizona..... | 15,542 | 14,377 | 1,165 | 11,417 | 10,274 | 5,752 | 4,522 | 1,143 | 4,125 | 117 |
| Arkansas..... | 219,068 | 218,736 | 332 | 157,001 | 156,669 | 151,511 | 5,158 | 332 | 62,067 | 62,058 |
| California..... | 167,995 | 161,772 | 6,223 | 163,856 | 157,708 | 85,138 | 72,570 | 6,148 | 4,139 | 1,310 |
| Colorado..... | 66,449 | 64,178 | 2,271 | 65,335 | 63,064 | 41,421 | 21,643 | 2,271 | 1,114 | 840 |
| Connecticut..... | 104,220 | 98,984 | 10,236 | 102,500 | 92,272 | 42,535 | 49,737 | 10,228 | 1,720 | 1,703 |
| Delaware..... | 24,105 | 23,711 | 394 | 19,686 | 19,292 | 15,991 | 3,301 | 394 | 4,419 | 4,413 |
| District of Columbia..... | 31,403 | 30,989 | 414 | 20,874 | 20,466 | 16,288 | 4,178 | 408 | 10,529 | 10,520 |
| Florida..... | 81,501 | 80,141 | 1,360 | 45,643 | 44,546 | 40,125 | 4,421 | 1,097 | 35,858 | 35,803 |
| Georgia..... | 368,681 | 368,298 | 383 | 188,908 | 188,535 | 185,114 | 3,421 | 373 | 179,773 | 179,766 |
| Hawaii..... | 11,738 | 10,645 | 1,093 | 9,655 | 9,177 | 5,015 | 4,162 | 478 | 2,083 | 26 |
| Idaho..... | 22,653 | 22,226 | 427 | 22,100 | 21,674 | 14,140 | 7,534 | 426 | 553 | 35 |
| Illinois..... | 657,745 | 626,623 | 31,122 | 648,177 | 617,079 | 344,837 | 272,242 | 31,098 | 9,568 | 9,559 |
| Indiana..... | 343,795 | 340,728 | 3,067 | 336,335 | 333,270 | 287,509 | 45,761 | 3,065 | 7,460 | 7,412 |
| Indian Territory..... | 65,220 | 65,057 | 163 | 49,301 | 49,139 | 47,586 | 1,553 | 162 | 15,919 | 6,227 |
| Iowa..... | 314,010 | 307,158 | 6,852 | 312,382 | 305,530 | 192,785 | 112,745 | 6,852 | 1,628 | 1,557 |
| Kansas..... | 214,755 | 211,807 | 2,948 | 206,674 | 203,726 | 153,645 | 50,081 | 2,948 | 8,081 | 7,684 |
| Kentucky..... | 328,059 | 327,267 | 792 | 285,307 | 284,523 | 267,526 | 16,997 | 784 | 42,752 | 42,729 |
| Louisiana..... | 223,725 | 221,577 | 2,148 | 114,503 | 112,370 | 99,478 | 12,892 | 2,133 | 109,222 | 109,138 |
| Maine..... | 79,543 | 78,535 | 6,008 | 79,271 | 73,281 | 54,330 | 18,951 | 5,990 | 272 | 161 |
| Maryland..... | 165,812 | 162,294 | 3,518 | 130,760 | 127,256 | 101,584 | 25,672 | 3,504 | 35,052 | 35,045 |
| Massachusetts..... | 313,143 | 273,621 | 39,522 | 309,785 | 270,425 | 110,953 | 159,472 | 39,360 | 3,358 | 3,270 |
| Michigan..... | 324,306 | 304,531 | 19,775 | 321,438 | 301,745 | 140,732 | 161,013 | 19,693 | 2,868 | 1,951 |
| Minnesota..... | 254,619 | 240,121 | 14,498 | 252,772 | 238,283 | 68,110 | 170,173 | 14,489 | 1,847 | 419 |
| Mississippi..... | 260,409 | 260,242 | 167 | 103,756 | 103,592 | 100,941 | 2,651 | 164 | 156,653 | 156,281 |
| Missouri..... | 453,032 | 443,377 | 4,655 | 430,627 | 426,478 | 351,396 | 75,082 | 4,149 | 22,405 | 22,388 |
| Montana..... | 26,709 | 25,060 | 1,649 | 24,931 | 23,374 | 11,656 | 11,718 | 1,617 | 1,718 | 111 |
| Nebraska..... | 158,968 | 154,200 | 4,768 | 157,708 | 152,942 | 85,190 | 67,752 | 4,766 | 1,260 | 696 |
| Nevada..... | 4,373 | 4,320 | 53 | 3,766 | 3,713 | 1,869 | 1,844 | 53 | 607 | 6 |
| New Hampshire..... | 44,504 | 38,320 | 6,184 | 44,441 | 38,260 | 23,202 | 15,058 | 6,181 | 63 | 58 |
| New Jersey..... | 236,598 | 218,634 | 17,914 | 228,867 | 210,966 | 113,334 | 97,632 | 17,901 | 7,731 | 7,710 |
| New Mexico..... | 29,350 | 28,679 | 671 | 27,242 | 26,572 | 23,462 | 3,110 | 670 | 2,108 | 146 |
| New York..... | 872,625 | 788,698 | 83,927 | 862,220 | 778,474 | 386,794 | 391,680 | 83,746 | 10,405 | 9,608 |
| North Carolina..... | 311,475 | 311,332 | 143 | 201,775 | 201,634 | 200,411 | 1,223 | 141 | 109,700 | 108,859 |
| North Dakota..... | 46,766 | 40,824 | 5,942 | 45,698 | 39,766 | 9,549 | 30,217 | 5,932 | 1,068 | 39 |
| Ohio..... | 544,273 | 531,648 | 12,625 | 532,047 | 519,448 | 385,100 | 134,348 | 12,599 | 12,226 | 12,219 |
| Oklahoma..... | 61,015 | 60,506 | 509 | 56,081 | 55,572 | 49,238 | 6,234 | 509 | 4,934 | 2,951 |
| Oregon..... | 53,522 | 52,151 | 1,371 | 52,643 | 51,276 | 35,961 | 15,315 | 1,367 | 879 | 77 |
| Pennsylvania..... | 829,991 | 793,604 | 36,387 | 812,536 | 776,175 | 542,930 | 233,245 | 36,361 | 17,455 | 17,096 |
| Rhode Island..... | 50,503 | 42,645 | 7,858 | 49,557 | 41,705 | 16,326 | 25,379 | 7,852 | 951 | 948 |
| South Carolina..... | 230,455 | 230,361 | 94 | 88,430 | 88,337 | 86,860 | 1,527 | 93 | 141,975 | 141,955 |
| South Dakota..... | 60,823 | 57,754 | 3,069 | 58,086 | 55,017 | 21,831 | 33,186 | 3,069 | 2,737 | 54 |
| Tennessee..... | 317,619 | 317,144 | 475 | 239,903 | 239,429 | 233,734 | 5,645 | 474 | 77,716 | 77,703 |
| Texas..... | 504,303 | 494,650 | 9,653 | 395,197 | 385,571 | 329,009 | 56,562 | 9,626 | 109,106 | 109,017 |
| Utah..... | 45,034 | 43,440 | 1,644 | 44,637 | 43,043 | 20,345 | 22,698 | 1,644 | 397 | 45 |
| Vermont..... | 39,429 | 37,340 | 2,089 | 39,329 | 37,240 | 26,503 | 10,732 | 2,089 | 100 | 100 |
| Virginia..... | 291,364 | 290,833 | 531 | 178,219 | 177,694 | 173,201 | 4,493 | 525 | 113,145 | 113,086 |
| Washington..... | 64,453 | 61,584 | 2,869 | 62,963 | 60,106 | 35,482 | 24,624 | 2,857 | 1,490 | 132 |
| West Virginia..... | 144,862 | 144,293 | 564 | 139,411 | 138,343 | 132,986 | 5,362 | 563 | 5,451 | 5,448 |
| Wisconsin..... | 305,061 | 290,400 | 14,661 | 303,479 | 283,821 | 106,545 | 182,276 | 14,658 | 1,532 | 251 |
| Wyoming..... | 10,530 | 10,131 | 399 | 10,248 | 9,850 | 6,012 | 3,838 | 398 | 282 | 70 |

¹Persons of negro descent, Chinese, Japanese, and Indians.
²Includes all persons of negro descent.

³Includes persons in the military and naval service of the United States (including civilian employees, etc.) stationed abroad, not credited to any state or territory.

STATISTICS OF POPULATION.

TABLE 15.—MALES OF SCHOOL AGE, 18 TO 20 YEARS, INCLUSIVE, BY GENERAL NATIVITY AND COLOR, BY STATES AND TERRITORIES: 1900.

[The designation "native white—native parents" comprehends all native white persons having either both parents native born, one parent native born and one parent unknown, or both parents unknown, while the designation "native white—foreign parents" comprehends all native white persons having either one or both parents foreign born.]

| STATES AND TERRITORIES. | Aggregate. | Native born. | Foreign born. | Total white. | NATIVE WHITE. | | | Foreign white. | COLORED. ¹ | |
|--------------------------------|------------|--------------|---------------|--------------|---------------|-----------------|------------------|----------------|-----------------------|---------------------|
| | | | | | Total. | Native parents. | Foreign parents. | | Total. | Negro. ² |
| The United States ³ | 2,214,357 | 1,990,422 | 224,235 | 1,910,137 | 1,695,358 | 1,218,173 | 477,185 | 214,779 | 304,220 | 285,796 |
| Alabama | 53,569 | 53,284 | 285 | 31,952 | 31,674 | 30,873 | 801 | 273 | 26,617 | 26,607 |
| Alaska | 1,374 | 1,216 | 158 | 393 | 300 | 179 | 121 | 93 | 981 | 10 |
| Arizona | 3,863 | 3,067 | 796 | 2,834 | 2,107 | 1,319 | 788 | 727 | 1,029 | 112 |
| Arkansas | 41,625 | 41,396 | 229 | 30,018 | 29,789 | 28,860 | 929 | 229 | 11,607 | 11,603 |
| California | 41,730 | 34,509 | 7,221 | 37,987 | 33,283 | 17,862 | 15,426 | 4,699 | 3,743 | 302 |
| Colorado | 13,873 | 12,252 | 1,621 | 13,588 | 11,976 | 8,656 | 3,320 | 1,612 | 285 | 220 |
| Connecticut | 23,926 | 18,090 | 5,836 | 23,523 | 17,711 | 9,493 | 8,218 | 5,317 | 398 | 379 |
| Delaware | 5,374 | 5,087 | 287 | 4,375 | 4,089 | 3,473 | 616 | 286 | 999 | 998 |
| District of Columbia | 7,333 | 7,113 | 220 | 4,732 | 4,566 | 3,475 | 1,091 | 216 | 2,556 | 2,548 |
| Florida | 16,783 | 16,257 | 526 | 8,700 | 8,235 | 7,646 | 639 | 415 | 8,083 | 8,072 |
| Georgia | 63,301 | 63,638 | 163 | 36,757 | 36,601 | 35,915 | 686 | 156 | 32,044 | 32,036 |
| Hawaii | 5,529 | 1,638 | 3,891 | 2,008 | 1,507 | 1,221 | 286 | 501 | 3,521 | 15 |
| Idaho | 4,744 | 4,006 | 738 | 4,311 | 3,897 | 2,492 | 1,405 | 414 | 433 | 12 |
| Illinois | 132,165 | 113,858 | 18,307 | 129,394 | 111,115 | 66,111 | 45,004 | 13,279 | 2,771 | 2,747 |
| Indiana | 73,060 | 71,056 | 2,004 | 71,250 | 69,250 | 53,195 | 11,055 | 2,000 | 1,810 | 1,798 |
| Indian Territory | 12,853 | 12,757 | 96 | 9,868 | 9,772 | 9,501 | 271 | 96 | 2,985 | 1,234 |
| Iowa | 66,174 | 60,744 | 5,430 | 65,770 | 60,344 | 37,775 | 22,569 | 5,426 | 404 | 339 |
| Kansas | 45,742 | 43,777 | 1,965 | 43,888 | 41,925 | 31,860 | 10,065 | 1,963 | 1,854 | 1,730 |
| Kentucky | 65,334 | 64,810 | 524 | 56,166 | 55,643 | 51,302 | 4,341 | 523 | 9,168 | 9,161 |
| Louisiana | 42,145 | 41,803 | 342 | 21,857 | 21,023 | 17,798 | 3,220 | 329 | 20,233 | 20,256 |
| Maine | 19,066 | 16,132 | 2,834 | 19,005 | 16,131 | 12,977 | 3,154 | 2,374 | 61 | 38 |
| Maryland | 33,727 | 32,167 | 1,560 | 26,517 | 24,964 | 19,989 | 4,975 | 1,533 | 7,210 | 7,198 |
| Massachusetts | 72,163 | 51,653 | 20,510 | 71,132 | 50,345 | 24,330 | 25,965 | 20,237 | 1,036 | 374 |
| Michigan | 67,006 | 54,859 | 12,147 | 66,327 | 54,217 | 23,143 | 26,074 | 12,110 | 679 | 435 |
| Minnesota | 49,764 | 33,321 | 10,943 | 49,412 | 33,434 | 11,775 | 26,709 | 10,923 | 352 | 124 |
| Mississippi | 49,410 | 49,306 | 104 | 20,391 | 20,293 | 19,663 | 625 | 98 | 29,019 | 28,923 |
| Missouri | 92,160 | 89,401 | 2,759 | 86,793 | 84,039 | 67,114 | 16,925 | 2,754 | 5,367 | 5,345 |
| Montana | 6,810 | 4,980 | 1,830 | 5,933 | 4,629 | 2,777 | 1,852 | 1,354 | 327 | 36 |
| Nebraska | 32,535 | 29,065 | 3,470 | 32,220 | 23,706 | 17,261 | 11,445 | 3,514 | 365 | 232 |
| Nevada | 1,325 | 1,131 | 194 | 1,131 | 978 | 522 | 456 | 153 | 194 | 1 |
| New Hampshire | 11,012 | 8,012 | 3,000 | 10,989 | 7,993 | 5,670 | 2,323 | 2,996 | 23 | 15 |
| New Jersey | 43,043 | 39,335 | 3,708 | 45,943 | 37,277 | 21,717 | 15,560 | 8,666 | 2,100 | 2,045 |
| New Mexico | 4,923 | 4,633 | 290 | 4,379 | 4,139 | 3,644 | 495 | 240 | 549 | 69 |
| New York | 184,514 | 144,804 | 39,710 | 131,071 | 141,642 | 75,536 | 66,106 | 39,429 | 3,443 | 3,036 |
| North Carolina | 59,055 | 53,963 | 5,092 | 33,645 | 33,559 | 33,321 | 238 | 86 | 20,410 | 20,237 |
| North Dakota | 9,207 | 5,736 | 3,471 | 8,933 | 5,533 | 1,954 | 3,584 | 3,445 | 224 | 12 |
| Ohio | 116,343 | 109,113 | 7,230 | 113,985 | 106,272 | 73,211 | 23,061 | 7,713 | 2,353 | 2,346 |
| Oklahoma | 11,765 | 11,436 | 329 | 10,366 | 10,539 | 9,462 | 1,127 | 277 | 899 | 549 |
| Oregon | 12,312 | 10,969 | 1,343 | 11,463 | 10,533 | 7,842 | 2,741 | 880 | 849 | 13 |
| Pennsylvania | 177,735 | 152,353 | 25,382 | 172,712 | 147,376 | 103,407 | 33,969 | 25,336 | 5,023 | 4,675 |
| Rhode Island | 11,432 | 8,014 | 3,418 | 11,176 | 7,737 | 3,551 | 4,236 | 3,339 | 256 | 246 |
| South Carolina | 45,916 | 45,856 | 60 | 13,373 | 13,314 | 17,934 | 330 | 59 | 27,543 | 27,540 |
| South Dakota | 11,923 | 9,955 | 1,973 | 11,325 | 9,355 | 4,050 | 5,305 | 1,970 | 603 | 16 |
| Tennessee | 65,030 | 64,323 | 707 | 43,461 | 43,211 | 46,391 | 1,820 | 250 | 16,619 | 16,616 |
| Texas | 95,558 | 91,393 | 4,165 | 75,937 | 71,796 | 62,303 | 9,488 | 4,141 | 19,621 | 19,593 |
| Utah | 3,061 | 7,194 | 367 | 7,357 | 7,074 | 2,602 | 4,472 | 733 | 204 | 32 |
| Vermont | 9,377 | 8,197 | 1,180 | 9,342 | 8,162 | 5,921 | 2,241 | 1,130 | 35 | 34 |
| Virginia | 57,321 | 57,435 | 116 | 36,335 | 36,053 | 35,122 | 936 | 327 | 21,436 | 21,391 |
| Washington | 14,952 | 12,005 | 2,947 | 13,675 | 11,626 | 7,976 | 3,650 | 2,049 | 1,277 | 92 |
| West Virginia | 31,055 | 30,511 | 544 | 23,860 | 23,317 | 26,356 | 1,461 | 543 | 2,195 | 2,193 |
| Wisconsin | 58,047 | 43,670 | 14,377 | 57,763 | 43,396 | 16,333 | 32,013 | 9,372 | 279 | 31 |
| Wyoming | 3,365 | 2,766 | 599 | 3,177 | 2,644 | 1,310 | 334 | 533 | 133 | 43 |

¹ Persons of negro descent, Chinese, Japanese, and Indians.

² Includes all persons of negro descent.

³ Includes persons in the military and naval service of the United States (including civilian employees, etc.) stationed abroad, not credited to any state or territory.

TABLE 16.—FEMALES OF SCHOOL AGE, 18 TO 20 YEARS, INCLUSIVE, BY GENERAL NATIVITY AND COLOR, BY STATES AND TERRITORIES: 1900.

[The designation "native white—native parents" comprehends all native white persons having either both parents native born, one parent native born and one parent unknown, or both parents unknown, while the designation "native white—foreign parents" comprehends all native white persons having either one or both parents foreign born.]

| STATES AND TERRITORIES. | Aggregate. | Native born. | Foreign born. | Total white. | NATIVE WHITE. | | | Foreign white. | COLORED. ¹ | |
|--------------------------------|------------|--------------|---------------|--------------|---------------|-----------------|------------------|----------------|-----------------------|---------------------|
| | | | | | Total. | Native parents. | Foreign parents. | | Total. | Negro. ² |
| The United States ³ | 2,311,939 | 2,074,335 | 237,604 | 1,973,086 | 1,737,361 | 1,237,447 | 499,914 | 235,725 | 338,853 | 328,852 |
| Alabama | 64,302 | 64,035 | 267 | 33,197 | 32,933 | 31,965 | 968 | 264 | 31,105 | 31,091 |
| Alaska | 1,111 | 1,055 | 56 | 124 | 94 | 58 | 36 | 30 | 987 | |
| Arizona | 3,227 | 2,709 | 518 | 2,320 | 1,810 | 1,037 | 773 | 510 | 907 | 22 |
| Arkansas | 44,766 | 44,549 | 217 | 31,055 | 30,833 | 29,844 | 994 | 217 | 13,711 | 13,708 |
| California | 39,363 | 35,411 | 3,952 | 33,324 | 34,506 | 18,133 | 16,368 | 3,813 | 1,039 | 306 |
| Colorado | 13,353 | 11,868 | 1,485 | 13,077 | 11,595 | 8,215 | 3,380 | 1,482 | 276 | 236 |
| Connecticut | 24,919 | 18,030 | 6,839 | 24,303 | 17,470 | 9,037 | 8,433 | 6,833 | 616 | 611 |
| Delaware | 5,279 | 5,008 | 271 | 4,313 | 4,042 | 3,413 | 629 | 271 | 966 | 966 |
| District of Columbia | 9,390 | 9,110 | 280 | 5,531 | 5,258 | 4,075 | 1,183 | 273 | 3,859 | 3,856 |
| Florida | 17,279 | 16,709 | 570 | 9,074 | 8,633 | 7,955 | 683 | 436 | 8,205 | 8,190 |
| Georgia | 77,594 | 77,395 | 199 | 33,555 | 33,363 | 37,534 | 829 | 192 | 39,039 | 39,038 |
| Hawaii | 3,008 | 1,528 | 1,480 | 1,926 | 1,475 | 1,192 | 283 | 451 | 1,082 | 3 |
| Idaho | 3,911 | 3,646 | 265 | 3,811 | 3,549 | 2,259 | 1,290 | 262 | 100 | 2 |
| Illinois | 133,095 | 116,832 | 21,263 | 135,464 | 114,224 | 66,228 | 47,996 | 21,240 | 2,631 | 2,625 |
| Indiana | 74,424 | 72,562 | 1,862 | 72,453 | 70,593 | 59,202 | 11,391 | 1,860 | 1,971 | 1,966 |
| Indian Territory | 12,570 | 12,484 | 86 | 9,446 | 9,360 | 9,068 | 292 | 86 | 3,124 | 1,263 |
| Iowa | 65,930 | 60,963 | 4,967 | 65,526 | 60,565 | 37,253 | 23,312 | 4,961 | 404 | 400 |
| Kansas | 45,126 | 43,254 | 1,872 | 43,212 | 41,343 | 31,139 | 10,154 | 1,869 | 1,914 | 1,815 |
| Kentucky | 68,086 | 67,537 | 549 | 57,842 | 57,293 | 52,553 | 4,740 | 549 | 10,244 | 10,240 |
| Louisiana | 46,418 | 45,604 | 814 | 23,035 | 22,277 | 18,762 | 3,515 | 808 | 23,333 | 23,311 |
| Maine | 19,225 | 16,127 | 3,098 | 19,166 | 16,031 | 13,034 | 2,997 | 3,035 | 59 | 36 |
| Maryland | 37,395 | 35,412 | 1,983 | 23,844 | 23,363 | 21,465 | 5,398 | 1,931 | 8,551 | 8,549 |
| Massachusetts | 31,731 | 34,805 | 26,926 | 30,691 | 28,367 | 26,377 | 27,490 | 26,324 | 1,040 | 1,024 |
| Michigan | 68,459 | 56,837 | 11,572 | 67,819 | 56,305 | 29,113 | 27,192 | 11,514 | 640 | 476 |
| Minnesota | 48,751 | 38,975 | 9,776 | 48,410 | 33,640 | 11,340 | 27,300 | 9,770 | 341 | 130 |
| Mississippi | 56,129 | 56,063 | 66 | 21,459 | 21,395 | 20,730 | 665 | 64 | 34,670 | 34,573 |
| Missouri | 97,778 | 94,726 | 3,052 | 91,931 | 88,335 | 70,006 | 18,379 | 3,046 | 5,847 | 5,840 |
| Montana | 4,899 | 3,914 | 985 | 4,540 | 3,579 | 2,043 | 1,536 | 961 | 359 | 29 |
| Nebraska | 31,751 | 23,033 | 8,663 | 31,429 | 27,766 | 16,543 | 11,218 | 3,663 | 322 | 232 |
| Nevada | 1,061 | 1,009 | 52 | 833 | 832 | 336 | 446 | 51 | 173 | 2 |
| New Hampshire | 11,077 | 8,069 | 3,008 | 11,040 | 8,032 | 5,718 | 2,314 | 3,008 | 37 | 37 |
| New Jersey | 54,139 | 42,536 | 11,553 | 51,370 | 39,336 | 22,909 | 16,927 | 11,534 | 2,769 | 2,764 |
| New Mexico | 4,936 | 4,759 | 227 | 4,466 | 4,240 | 3,746 | 494 | 226 | 520 | 54 |
| New York | 213,448 | 153,422 | 55,026 | 203,940 | 154,047 | 80,137 | 73,860 | 54,893 | 4,503 | 4,353 |
| North Carolina | 64,740 | 64,691 | 49 | 40,333 | 40,739 | 40,552 | 237 | 49 | 23,902 | 23,710 |
| North Dakota | 7,935 | 5,034 | 2,901 | 7,792 | 4,894 | 1,643 | 3,251 | 2,898 | 193 | 10 |
| Ohio | 122,036 | 113,790 | 8,246 | 113,935 | 110,703 | 30,651 | 30,052 | 3,232 | 3,101 | 3,101 |
| Oklahoma | 11,103 | 10,372 | 731 | 10,073 | 9,347 | 8,319 | 1,028 | 231 | 1,025 | 636 |
| Oregon | 11,696 | 10,373 | 1,323 | 11,495 | 10,706 | 7,334 | 2,322 | 739 | 201 | 26 |
| Pennsylvania | 131,694 | 153,463 | 23,226 | 175,602 | 152,392 | 111,451 | 40,941 | 23,210 | 6,092 | 5,390 |
| Rhode Island | 12,540 | 8,535 | 4,005 | 12,213 | 8,216 | 3,673 | 4,543 | 3,997 | 327 | 326 |
| South Carolina | 50,772 | 50,690 | 82 | 19,063 | 18,937 | 18,610 | 377 | 81 | 31,704 | 31,696 |
| South Dakota | 10,931 | 9,271 | 1,660 | 10,354 | 8,695 | 3,713 | 4,982 | 1,659 | 577 | 10 |
| Tennessee | 68,373 | 63,623 | 4,750 | 50,625 | 50,375 | 43,999 | 1,376 | 250 | 18,243 | 18,241 |
| Texas | 100,030 | 95,714 | 4,316 | 77,423 | 73,121 | 62,999 | 10,122 | 4,302 | 22,607 | 22,590 |
| Utah | 8,291 | 7,430 | 861 | 8,139 | 7,331 | 2,774 | 4,557 | 858 | 102 | 14 |
| Vermont | 8,939 | 8,056 | 883 | 8,913 | 8,030 | 5,847 | 2,183 | 833 | 26 | 26 |
| Virginia | 60,472 | 60,213 | 259 | 37,242 | 36,935 | 36,042 | 943 | 257 | 23,230 | 23,202 |
| Washington | 12,231 | 10,716 | 1,565 | 11,942 | 10,400 | 6,999 | 3,401 | 1,542 | 339 | 56 |
| West Virginia | 29,760 | 29,442 | 318 | 23,361 | 23,044 | 26,530 | 1,464 | 317 | 1,399 | 1,393 |
| Wisconsin | 53,751 | 49,399 | 4,352 | 53,413 | 49,563 | 16,507 | 33,061 | 3,850 | 333 | 33 |
| Wyoming | 2,035 | 1,753 | 282 | 1,945 | 1,663 | 1,063 | 600 | 232 | 90 | 30 |

¹ Persons of negro descent, Chinese, Japanese, and Indians.

² Includes all persons of negro descent.

³ Includes persons in the military and naval service of the United States (including civilian employees, etc.) stationed abroad, not credited to any state or territory.

STATISTICS OF POPULATION.

TABLE 17.—MALES OF SCHOOL AGE 5 TO 20 YEARS, INCLUSIVE, BY GENERAL NATIVITY AND COLOR, BY STATES AND TERRITORIES: 1900.

[The designation "native white—native parents" comprehends all native white persons having either both parents native born, one parent native born and one parent unknown, or both parents unknown, while the designation "native white—foreign parents" comprehends all native white persons having either one or both parents foreign born.]

| STATES AND TERRITORIES. | Aggregate. | Native born. | Foreign born. | Total white. | NATIVE WHITE. | | | Foreign white. | COLORED. ¹ | |
|--------------------------------|------------|--------------|---------------|--------------|---------------|-----------------|------------------|----------------|-----------------------|---------------------|
| | | | | | Total. | Native parents. | Foreign parents. | | Total. | Negro. ² |
| The United States ³ | 13,086,160 | 12,485,723 | 600,437 | 11,296,473 | 10,709,809 | 7,521,538 | 3,188,271 | 586,664 | 1,789,687 | 1,722,780 |
| Alabama | 367,757 | 366,914 | 843 | 199,582 | 198,758 | 193,450 | 5,308 | 824 | 168,175 | 168,132 |
| Alaska | 6,049 | 5,783 | 266 | 1,039 | 877 | 517 | 360 | 162 | 5,010 | 10 |
| Arizona | 20,099 | 18,147 | 1,952 | 14,634 | 12,780 | 7,331 | 5,449 | 1,854 | 5,465 | 226 |
| Arkansas | 265,541 | 264,926 | 615 | 192,759 | 192,144 | 185,761 | 6,393 | 615 | 72,782 | 72,768 |
| California | 212,723 | 198,164 | 14,559 | 203,688 | 192,561 | 104,505 | 88,056 | 11,127 | 9,035 | 1,609 |
| Colorado | 80,729 | 76,654 | 4,075 | 79,543 | 75,280 | 50,401 | 24,879 | 4,060 | 1,389 | 967 |
| Connecticut | 127,962 | 112,290 | 15,672 | 125,957 | 110,317 | 62,693 | 67,624 | 15,640 | 2,005 | 1,958 |
| Delaware | 30,251 | 29,506 | 745 | 24,733 | 24,041 | 20,042 | 3,999 | 742 | 5,468 | 5,465 |
| District of Columbia | 36,498 | 35,897 | 601 | 24,807 | 24,221 | 18,968 | 5,253 | 586 | 11,691 | 11,670 |
| Florida | 98,820 | 97,082 | 1,738 | 55,820 | 54,391 | 49,395 | 4,996 | 1,429 | 43,000 | 42,915 |
| Georgia | 439,450 | 438,378 | 572 | 230,495 | 229,938 | 225,757 | 4,181 | 557 | 208,955 | 208,937 |
| Hawaii | 19,023 | 13,112 | 5,916 | 12,246 | 11,207 | 6,591 | 4,616 | 1,039 | 6,732 | 50 |
| Idaho | 28,400 | 26,995 | 1,405 | 27,350 | 26,353 | 17,218 | 9,135 | 997 | 1,050 | 32 |
| Illinois | 794,075 | 744,875 | 49,200 | 781,965 | 732,329 | 417,539 | 315,240 | 49,136 | 12,110 | 12,054 |
| Indiana | 425,666 | 420,407 | 5,259 | 416,606 | 411,353 | 358,322 | 57,531 | 5,253 | 9,060 | 9,011 |
| Indian Territory | 81,335 | 81,044 | 291 | 62,673 | 62,332 | 60,507 | 1,875 | 291 | 18,662 | 7,392 |
| Iowa | 387,930 | 375,182 | 12,748 | 335,877 | 373,186 | 235,303 | 137,333 | 12,741 | 2,033 | 1,955 |
| Kansas | 267,679 | 262,570 | 5,109 | 257,725 | 252,623 | 191,037 | 61,536 | 5,102 | 9,954 | 9,379 |
| Kentucky | 401,832 | 400,605 | 1,227 | 350,306 | 349,033 | 323,153 | 20,880 | 1,273 | 51,576 | 51,543 |
| Louisiana | 268,124 | 264,333 | 3,791 | 138,975 | 135,764 | 119,355 | 15,909 | 3,211 | 129,149 | 129,004 |
| Maine | 100,385 | 91,591 | 8,794 | 100,032 | 91,314 | 69,001 | 22,313 | 3,768 | 303 | 172 |
| Maryland | 199,819 | 194,951 | 4,868 | 158,443 | 153,596 | 123,265 | 30,331 | 4,352 | 41,371 | 41,352 |
| Massachusetts | 332,236 | 324,300 | 7,936 | 378,234 | 321,135 | 136,235 | 184,950 | 57,049 | 4,002 | 3,702 |
| Michigan | 397,510 | 365,129 | 32,381 | 393,963 | 361,706 | 172,310 | 189,396 | 32,257 | 3,547 | 2,337 |
| Minnesota | 303,620 | 283,515 | 20,105 | 307,365 | 281,230 | 81,322 | 199,458 | 26,035 | 2,255 | 514 |
| Mississippi | 316,438 | 316,180 | 258 | 127,933 | 127,633 | 124,412 | 3,226 | 300 | 138,550 | 138,069 |
| Missouri | 554,443 | 547,526 | 6,917 | 526,356 | 519,944 | 427,241 | 92,703 | 6,912 | 27,592 | 27,539 |
| Montana | 34,263 | 30,543 | 3,720 | 31,501 | 28,452 | 14,322 | 13,630 | 3,049 | 2,762 | 149 |
| Nebraska | 195,665 | 187,107 | 8,558 | 194,092 | 185,544 | 105,042 | 80,502 | 8,548 | 1,573 | 853 |
| Nevada | 5,965 | 5,637 | 328 | 5,054 | 4,796 | 2,520 | 2,276 | 258 | 911 | 10 |
| New Hampshire | 55,314 | 46,413 | 8,901 | 55,227 | 46,332 | 29,121 | 17,211 | 8,895 | 37 | 77 |
| New Jersey | 282,136 | 256,726 | 25,410 | 272,993 | 247,591 | 135,534 | 112,007 | 25,402 | 9,193 | 9,111 |
| New Mexico | 35,376 | 34,433 | 943 | 32,423 | 31,494 | 27,393 | 3,601 | 935 | 2,947 | 201 |
| New York | 1,050,691 | 931,923 | 118,768 | 1,037,996 | 919,723 | 465,335 | 453,343 | 118,263 | 12,695 | 11,515 |
| North Carolina | 377,611 | 377,353 | 258 | 243,169 | 247,912 | 246,449 | 1,463 | 257 | 129,442 | 123,136 |
| North Dakota | 58,033 | 48,032 | 9,996 | 56,703 | 46,793 | 12,172 | 34,621 | 9,910 | 1,335 | 48 |
| Ohio | 672,036 | 651,719 | 20,317 | 657,523 | 637,262 | 473,939 | 163,273 | 20,266 | 14,503 | 14,434 |
| Oklahoma | 75,533 | 74,735 | 798 | 69,301 | 69,000 | 61,253 | 7,747 | 801 | 5,737 | 3,469 |
| Oregon | 67,669 | 64,767 | 2,902 | 65,737 | 63,401 | 44,992 | 18,409 | 2,336 | 1,932 | 98 |
| Pennsylvania | 1,019,436 | 955,213 | 64,223 | 933,292 | 934,032 | 658,331 | 275,211 | 64,200 | 21,194 | 20,408 |
| Rhode Island | 61,593 | 50,456 | 11,137 | 60,453 | 49,360 | 19,377 | 29,483 | 11,093 | 1,145 | 1,129 |
| South Carolina | 279,546 | 279,368 | 178 | 110,775 | 110,593 | 103,750 | 1,843 | 177 | 168,771 | 168,750 |
| South Dakota | 75,411 | 70,130 | 5,281 | 72,021 | 66,743 | 26,943 | 39,795 | 5,273 | 3,390 | 70 |
| Tennessee | 393,929 | 393,167 | 762 | 293,923 | 293,169 | 291,295 | 6,374 | 754 | 95,006 | 94,981 |
| Texas | 611,301 | 597,242 | 14,059 | 433,236 | 469,295 | 402,330 | 66,915 | 13,991 | 123,015 | 127,334 |
| Utah | 53,133 | 50,767 | 2,366 | 52,502 | 50,249 | 22,744 | 27,505 | 2,253 | 636 | 77 |
| Vermont | 50,246 | 46,323 | 3,923 | 50,115 | 46,695 | 33,494 | 13,201 | 3,420 | 131 | 129 |
| Virginia | 352,935 | 352,017 | 918 | 220,151 | 219,244 | 213,775 | 5,469 | 907 | 132,734 | 132,674 |
| Washington | 81,511 | 75,167 | 6,344 | 78,275 | 73,207 | 44,345 | 23,362 | 5,068 | 3,236 | 290 |
| West Virginia | 131,349 | 130,605 | 744 | 173,365 | 172,625 | 165,277 | 7,348 | 1,240 | 7,934 | 7,977 |
| Wisconsin | 366,373 | 342,331 | 24,042 | 365,053 | 340,513 | 124,242 | 216,276 | 24,535 | 1,320 | 321 |
| Wyoming | 14,935 | 13,834 | 1,101 | 14,414 | 13,468 | 8,560 | 4,908 | 946 | 521 | 115 |

¹ Persons of negro descent, Chinese, Japanese, and Indians.² Includes all persons of negro descent.³ Includes persons in the military and naval service of the United States (including civilian employees, etc.) stationed abroad, not credited to any state or territory.

SCHOOL, MILITIA, AND VOTING AGES.

TABLE 18.—FEMALES OF SCHOOL AGE, 5 TO 20 YEARS, INCLUSIVE, BY GENERAL NATIVITY AND COLOR, BY STATES AND TERRITORIES: 1900.

[The designation "native white—native parents" comprehends all native white persons having either both parents native born, one parent native born and one parent unknown, or both parents unknown, while the designation "native white—foreign parents" comprehends all native white persons having either one or both parents foreign born.]

| STATES AND TERRITORIES. | Aggregate. | Native born. | Foreign born. | Total white. | NATIVE WHITE. | | | Foreign white. | COLORED. ¹ | |
|--------------------------------|--------------|--------------|---------------|--------------|---------------|-----------------|------------------|----------------|-----------------------|---------------------|
| | | | | | Total. | Native parents. | Foreign parents. | | Total. | Negro. ² |
| The United States ³ | 13, 013, 628 | 12, 400, 407 | 613, 221 | 11, 182, 738 | 10, 573, 141 | 7, 376, 445 | 3, 196, 696 | 609, 597 | 1, 830, 890 | 1, 777, 464 |
| Alabama | 365, 465 | 364, 750 | 715 | 194, 570 | 193, 861 | 188, 530 | 5, 331 | 709 | 170, 895 | 170, 848 |
| Alaska | 5, 359 | 5, 229 | 130 | 679 | 610 | 361 | 249 | 69 | 4, 680 | |
| Arizona | 18, 769 | 17, 036 | 1, 633 | 13, 737 | 12, 084 | 6, 789 | 5, 295 | 1, 653 | 5, 032 | 139 |
| Arkansas | 263, 834 | 263, 285 | 549 | 188, 056 | 187, 507 | 181, 355 | 6, 152 | 549 | 75, 778 | 75, 766 |
| California | 207, 358 | 197, 183 | 10, 175 | 202, 180 | 192, 214 | 103, 276 | 88, 938 | 9, 966 | 5, 178 | 1, 616 |
| Colorado | 79, 802 | 76, 046 | 3, 756 | 78, 412 | 74, 659 | 49, 636 | 25, 023 | 3, 753 | 1, 390 | 1, 076 |
| Connecticut | 129, 139 | 112, 064 | 17, 075 | 126, 803 | 109, 742 | 51, 572 | 58, 170 | 17, 061 | 2, 336 | 2, 314 |
| Delaware | 29, 334 | 23, 719 | 665 | 23, 999 | 23, 334 | 19, 404 | 3, 930 | 665 | 5, 385 | 5, 384 |
| District of Columbia | 40, 793 | 40, 099 | 694 | 26, 405 | 25, 724 | 20, 363 | 5, 361 | 681 | 14, 388 | 14, 376 |
| Florida | 98, 780 | 95, 850 | 1, 930 | 54, 717 | 53, 184 | 48, 080 | 5, 104 | 1, 533 | 44, 063 | 43, 993 |
| Georgia | 446, 275 | 445, 693 | 582 | 227, 463 | 226, 898 | 222, 648 | 4, 250 | 565 | 218, 812 | 218, 804 |
| Hawaii | 14, 746 | 12, 173 | 2, 573 | 11, 581 | 10, 652 | 6, 207 | 4, 445 | 929 | 3, 165 | 29 |
| Idaho | 26, 564 | 25, 872 | 692 | 25, 911 | 25, 223 | 16, 399 | 8, 824 | 688 | 653 | 37 |
| Illinois | 795, 840 | 743, 455 | 52, 385 | 783, 641 | 731, 303 | 411, 065 | 320, 238 | 52, 338 | 12, 199 | 12, 184 |
| Indiana | 413, 219 | 413, 290 | 4, 929 | 403, 783 | 403, 863 | 346, 711 | 57, 152 | 4, 925 | 9, 431 | 9, 378 |
| Indian Territory | 77, 790 | 77, 541 | 249 | 58, 747 | 58, 499 | 56, 654 | 1, 845 | 248 | 19, 043 | 7, 490 |
| Iowa | 379, 940 | 368, 126 | 11, 814 | 377, 908 | 366, 095 | 230, 038 | 136, 057 | 11, 813 | 2, 032 | 1, 957 |
| Kansas | 259, 381 | 255, 061 | 4, 320 | 249, 886 | 245, 069 | 184, 834 | 60, 235 | 4, 817 | 9, 995 | 9, 499 |
| Kentucky | 396, 145 | 394, 304 | 1, 341 | 343, 149 | 341, 816 | 320, 079 | 21, 737 | 1, 333 | 52, 996 | 52, 969 |
| Louisiana | 270, 143 | 267, 181 | 2, 962 | 137, 588 | 134, 647 | 118, 240 | 16, 407 | 2, 941 | 132, 555 | 132, 449 |
| Maine | 93, 768 | 89, 682 | 4, 086 | 93, 437 | 89, 362 | 67, 414 | 21, 948 | 9, 075 | 331 | 197 |
| Maryland | 203, 207 | 197, 706 | 5, 501 | 159, 604 | 154, 119 | 123, 049 | 31, 070 | 5, 485 | 43, 603 | 43, 594 |
| Massachusetts | 394, 874 | 328, 426 | 66, 448 | 390, 476 | 324, 292 | 137, 330 | 186, 962 | 66, 184 | 4, 398 | 4, 294 |
| Michigan | 392, 765 | 361, 418 | 31, 347 | 389, 257 | 358, 050 | 169, 845 | 188, 205 | 31, 207 | 3, 503 | 2, 427 |
| Minnesota | 303, 370 | 279, 096 | 24, 274 | 301, 182 | 276, 923 | 79, 450 | 197, 473 | 24, 259 | 2, 188 | 549 |
| Mississippi | 316, 538 | 316, 305 | 233 | 125, 215 | 124, 987 | 121, 671 | 3, 316 | 228 | 191, 323 | 190, 854 |
| Missouri | 550, 810 | 543, 603 | 7, 207 | 522, 553 | 515, 363 | 421, 402 | 93, 961 | 7, 195 | 23, 252 | 23, 228 |
| Montana | 31, 608 | 28, 974 | 2, 634 | 29, 531 | 26, 953 | 13, 699 | 13, 254 | 2, 578 | 2, 077 | 140 |
| Nebraska | 190, 719 | 182, 288 | 8, 431 | 189, 137 | 180, 703 | 101, 733 | 78, 970 | 8, 429 | 1, 582 | 928 |
| Nevada | 5, 434 | 5, 329 | 105 | 4, 649 | 4, 545 | 2, 255 | 2, 290 | 104 | 785 | 8 |
| New Hampshire | 55, 581 | 46, 389 | 9, 192 | 55, 481 | 46, 292 | 28, 920 | 17, 372 | 9, 139 | 100 | 95 |
| New Jersey | 290, 737 | 261, 270 | 29, 467 | 280, 237 | 250, 302 | 136, 243 | 114, 559 | 29, 435 | 10, 500 | 10, 474 |
| New Mexico | 34, 336 | 33, 438 | 898 | 31, 708 | 30, 812 | 27, 208 | 3, 604 | 896 | 2, 628 | 200 |
| New York | 1, 086, 073 | 947, 120 | 138, 953 | 1, 071, 160 | 932, 521 | 466, 931 | 465, 540 | 138, 639 | 14, 913 | 13, 961 |
| North Carolina | 376, 215 | 376, 023 | 192 | 242, 613 | 242, 423 | 240, 963 | 1, 460 | 190 | 133, 602 | 132, 569 |
| North Dakota | 54, 751 | 45, 908 | 8, 843 | 53, 490 | 44, 660 | 11, 192 | 33, 468 | 8, 830 | 1, 261 | 49 |
| Ohio | 666, 309 | 645, 438 | 20, 871 | 650, 982 | 630, 151 | 465, 751 | 164, 400 | 20, 331 | 15, 327 | 15, 320 |
| Oklahoma | 72, 118 | 71, 378 | 740 | 66, 159 | 65, 419 | 58, 107 | 7, 312 | 740 | 5, 959 | 3, 637 |
| Oregon | 65, 218 | 63, 029 | 2, 189 | 64, 138 | 61, 982 | 43, 845 | 18, 137 | 2, 156 | 1, 030 | 103 |
| Pennsylvania | 1, 011, 635 | 952, 072 | 59, 563 | 933, 138 | 923, 567 | 654, 381 | 274, 186 | 59, 571 | 23, 547 | 22, 986 |
| Rhode Island | 63, 048 | 51, 180 | 11, 868 | 61, 770 | 49, 921 | 19, 999 | 29, 922 | 11, 849 | 1, 273 | 1, 274 |
| South Carolina | 281, 227 | 281, 051 | 176 | 107, 548 | 107, 374 | 105, 470 | 1, 904 | 174 | 173, 679 | 173, 651 |
| South Dakota | 71, 754 | 67, 025 | 4, 729 | 68, 440 | 63, 712 | 25, 544 | 38, 168 | 4, 723 | 3, 314 | 64 |
| Tennessee | 386, 492 | 385, 767 | 725 | 230, 528 | 229, 804 | 232, 733 | 7, 021 | 724 | 95, 964 | 95, 944 |
| Texas | 604, 333 | 590, 364 | 13, 969 | 472, 620 | 458, 692 | 392, 008 | 66, 684 | 13, 923 | 131, 713 | 131, 607 |
| Utah | 53, 375 | 50, 370 | 2, 505 | 52, 376 | 50, 374 | 23, 119 | 27, 255 | 2, 502 | 499 | 59 |
| Vermont | 48, 368 | 45, 396 | 2, 972 | 48, 242 | 45, 270 | 32, 355 | 12, 915 | 2, 972 | 126 | 126 |
| Virginia | 351, 336 | 351, 046 | 290 | 215, 461 | 214, 679 | 209, 243 | 5, 436 | 732 | 136, 375 | 136, 288 |
| Washington | 76, 734 | 72, 300 | 4, 434 | 74, 905 | 70, 506 | 42, 431 | 28, 025 | 4, 399 | 1, 329 | 238 |
| West Virginia | 174, 622 | 173, 740 | 882 | 167, 772 | 166, 392 | 159, 566 | 7, 326 | 880 | 6, 850 | 6, 846 |
| Wisconsin | 363, 812 | 340, 299 | 23, 513 | 361, 897 | 338, 389 | 123, 052 | 215, 337 | 23, 503 | 1, 915 | 340 |
| Wyoming | 12, 565 | 11, 834 | 731 | 12, 193 | 11, 513 | 7, 075 | 4, 438 | 630 | 372 | 100 |

¹ Persons of negro descent, Chinese, Japanese, and Indians.
² Includes all persons of negro descent.

³ Includes persons in the military and naval service of the United States (including civilian employees, etc.) stationed abroad, not credited to any state or territory.

STATISTICS OF POPULATION.

TABLE 19.—PERSONS OF SCHOOL AGE, 5 TO 20 YEARS, INCLUSIVE, BY GENERAL NATIVITY AND COLOR, FOR CITIES HAVING 25,000 INHABITANTS OR MORE: 1900.

[The designation "native white—native parents" comprehends all native white persons having either both parents native born, one parent native born and one parent unknown, or both parents unknown, while the designation "native white—foreign parents" comprehends all native white persons having either one or both parents foreign born.]

| CITIES. | Aggregate. | Native born. | Foreign born. | Total white. | NATIVE WHITE. | | | Foreign white. | COLORED. ¹ | |
|----------------------|------------|--------------|---------------|--------------|---------------|-----------------|------------------|----------------|-----------------------|---------------------|
| | | | | | Total. | Native parents. | Foreign parents. | | Total. | Negro. ² |
| Akron, Ohio | 18,316 | 12,574 | 742 | 13,158 | 12,416 | 6,976 | 5,440 | 742 | 158 | 158 |
| Albany, N. Y. | 28,923 | 25,433 | 1,190 | 26,377 | 25,188 | 13,599 | 11,589 | 1,189 | 246 | 246 |
| Allegheny, Pa. | 38,321 | 36,658 | 8,263 | 39,002 | 35,741 | 17,440 | 18,301 | 8,261 | 919 | 919 |
| Allentown, Pa. | 10,962 | 10,588 | 374 | 10,939 | 10,565 | 8,692 | 1,873 | 374 | 23 | 23 |
| Altoona, Pa. | 12,632 | 12,329 | 303 | 12,509 | 12,206 | 9,657 | 2,549 | 303 | 123 | 123 |
| Atlanta, Ga. | 80,072 | 29,734 | 338 | 17,722 | 17,401 | 15,650 | 1,751 | 321 | 12,350 | 12,343 |
| Atlantic City, N. J. | 6,782 | 6,496 | 286 | 8,636 | 5,354 | 4,089 | 1,265 | 232 | 1,146 | 1,144 |
| Auburn, N. Y. | 8,032 | 7,653 | 379 | 7,905 | 7,528 | 4,144 | 3,384 | 377 | 127 | 127 |
| Augusta, Ga. | 12,963 | 12,905 | 58 | 6,645 | 6,587 | 5,952 | 635 | 58 | 6,318 | 6,316 |
| Baltimore, Md. | 160,379 | 152,357 | 8,022 | 136,868 | 128,865 | 86,132 | 42,733 | 8,008 | 23,511 | 23,490 |
| Bay City, Mich. | 9,955 | 9,007 | 948 | 9,910 | 8,965 | 1,888 | 7,077 | 945 | 45 | 45 |
| Bayonne, N. J. | 10,626 | 9,200 | 1,426 | 10,526 | 9,101 | 2,812 | 6,289 | 1,425 | 100 | 99 |
| Binghamton, N. Y. | 10,384 | 9,952 | 432 | 10,254 | 9,823 | 7,084 | 2,739 | 431 | 180 | 180 |
| Birmingham, Ala. | 11,587 | 11,351 | 236 | 6,445 | 6,211 | 5,141 | 1,070 | 234 | 5,142 | 5,141 |
| Boston, Mass. | 143,858 | 119,673 | 24,185 | 141,542 | 117,514 | 86,623 | 80,886 | 24,028 | 2,316 | 2,258 |
| Bridgeport, Conn. | 19,913 | 16,735 | 3,178 | 19,647 | 16,471 | 6,507 | 9,964 | 3,176 | 266 | 264 |
| Brockton, Mass. | 11,009 | 9,748 | 1,261 | 10,914 | 9,659 | 5,108 | 4,556 | 1,255 | 95 | 88 |
| Buffalo, N. Y. | 114,396 | 99,361 | 15,035 | 114,026 | 99,011 | 37,068 | 61,943 | 15,015 | 370 | 365 |
| Butte, Mont. | 6,766 | 5,947 | 819 | 6,718 | 5,904 | 2,267 | 3,637 | 814 | 48 | 37 |
| Cambridge, Mass. | 25,514 | 21,769 | 3,745 | 24,429 | 20,747 | 7,146 | 13,601 | 3,682 | 1,085 | 1,073 |
| Camden, N. J. | 22,948 | 21,857 | 1,066 | 21,866 | 20,308 | 13,793 | 6,510 | 1,083 | 1,557 | 1,553 |
| Canton, Ohio | 9,823 | 9,398 | 430 | 9,771 | 9,341 | 6,275 | 3,066 | 430 | 52 | 50 |
| Cedar Rapids, Iowa | 8,156 | 7,732 | 424 | 8,091 | 7,687 | 4,093 | 3,574 | 424 | 65 | 65 |
| Charleston, S. C. | 18,698 | 18,536 | 162 | 7,912 | 7,752 | 6,058 | 1,694 | 160 | 10,786 | 10,782 |
| Chattanooga, Tenn. | 9,443 | 9,347 | 96 | 5,141 | 5,045 | 4,309 | 736 | 96 | 4,302 | 4,302 |
| Chelsea, Mass. | 9,570 | 7,822 | 1,748 | 9,362 | 7,644 | 2,716 | 4,928 | 1,718 | 208 | 203 |
| Chester, Pa. | 10,555 | 10,104 | 451 | 9,235 | 8,787 | 5,671 | 3,116 | 448 | 1,320 | 1,319 |
| Chicago, Ill. | 526,013 | 454,798 | 71,215 | 520,112 | 448,987 | 111,687 | 337,300 | 71,125 | 5,901 | 5,846 |
| Cincinnati, Ohio | 100,821 | 97,623 | 3,198 | 97,270 | 94,077 | 49,083 | 44,994 | 3,193 | 3,551 | 3,551 |
| Cleveland, Ohio | 122,005 | 105,573 | 16,432 | 120,636 | 104,233 | 29,342 | 74,896 | 16,398 | 1,369 | 1,363 |
| Columbus, Ohio | 86,597 | 85,714 | 883 | 34,346 | 33,467 | 24,194 | 9,273 | 879 | 2,251 | 2,246 |
| Council Bluffs, Iowa | 8,602 | 8,279 | 323 | 8,540 | 8,219 | 5,437 | 2,782 | 321 | 62 | 60 |
| Covington, Ky. | 14,051 | 13,897 | 154 | 13,324 | 13,171 | 8,062 | 5,109 | 153 | 727 | 726 |
| Dallas, Tex. | 13,470 | 13,186 | 284 | 10,537 | 10,174 | 7,323 | 2,851 | 283 | 2,933 | 2,932 |
| Davenport, Iowa | 10,920 | 10,333 | 587 | 10,790 | 10,254 | 4,410 | 5,844 | 536 | 180 | 179 |
| Dayton, Ohio | 25,339 | 24,553 | 786 | 24,332 | 23,601 | 16,661 | 6,940 | 781 | 957 | 954 |
| Denver, Colo. | 37,423 | 35,298 | 2,125 | 36,458 | 34,341 | 19,770 | 14,571 | 2,117 | 965 | 956 |
| Des Moines, Iowa | 18,633 | 17,939 | 694 | 18,162 | 17,468 | 11,836 | 5,632 | 694 | 471 | 471 |
| Detroit, Mich. | 91,777 | 78,066 | 13,711 | 90,715 | 77,115 | 20,735 | 56,380 | 13,600 | 1,062 | 1,057 |
| Dubuque, Iowa | 11,239 | 10,797 | 492 | 11,264 | 10,772 | 5,173 | 5,594 | 492 | 25 | 25 |
| Duluth, Minn. | 15,463 | 12,847 | 2,616 | 15,409 | 12,794 | 3,090 | 9,704 | 2,615 | 54 | 50 |
| Easton, Pa. | 7,574 | 7,360 | 214 | 7,478 | 7,264 | 5,865 | 1,399 | 214 | 96 | 96 |
| East St. Louis, Ill. | 9,105 | 8,903 | 202 | 8,549 | 8,347 | 5,336 | 2,961 | 202 | 556 | 556 |
| Elizabeth, N. J. | 16,229 | 14,610 | 1,619 | 15,898 | 14,230 | 5,551 | 8,729 | 1,618 | 831 | 830 |
| Elmira, N. Y. | 10,145 | 9,423 | 722 | 9,931 | 9,212 | 5,316 | 3,896 | 719 | 214 | 214 |
| Erie, Pa. | 16,537 | 15,233 | 1,299 | 16,463 | 15,166 | 7,102 | 8,064 | 1,297 | 74 | 74 |
| Evansville, Ind. | 19,102 | 18,693 | 213 | 16,693 | 16,485 | 11,046 | 5,439 | 213 | 2,404 | 2,404 |
| Fall River, Mass. | 35,532 | 23,973 | 11,559 | 35,439 | 23,851 | 4,511 | 19,070 | 11,553 | 93 | 90 |
| Fitchburg, Mass. | 9,488 | 7,220 | 2,218 | 9,421 | 7,203 | 2,713 | 4,490 | 2,218 | 17 | 15 |
| Fort Wayne, Ind. | 14,506 | 14,044 | 462 | 14,423 | 13,951 | 7,990 | 5,971 | 462 | 83 | 81 |
| Fort Worth, Tex. | 8,158 | 8,035 | 123 | 6,796 | 6,673 | 5,549 | 1,124 | 123 | 1,362 | 1,360 |
| Galveston, Tex. | 11,773 | 11,241 | 532 | 9,368 | 8,342 | 4,675 | 4,167 | 526 | 2,405 | 2,405 |
| Gloucester, Mass. | 6,899 | 6,094 | 805 | 6,836 | 6,034 | 2,356 | 3,698 | 804 | 11 | 10 |
| Grand Rapids, Mich. | 27,371 | 24,262 | 3,109 | 27,174 | 24,067 | 9,256 | 14,811 | 3,107 | 197 | 196 |
| Harrisburg, Pa. | 15,214 | 14,980 | 234 | 13,951 | 13,717 | 12,304 | 1,413 | 234 | 1,263 | 1,259 |
| Hartford, Conn. | 20,280 | 17,301 | 2,979 | 19,838 | 16,863 | 7,231 | 9,587 | 2,970 | 442 | 435 |
| Haverhill, Mass. | 9,782 | 8,540 | 1,242 | 9,633 | 8,443 | 4,570 | 3,873 | 1,240 | 99 | 99 |
| Hoboken, N. J. | 13,699 | 16,441 | 2,258 | 18,676 | 16,419 | 4,463 | 11,956 | 2,257 | 23 | 22 |
| Holyoke, Mass. | 14,950 | 11,581 | 3,369 | 14,941 | 11,572 | 2,620 | 8,952 | 3,369 | 9 | 9 |
| Honolulu, Hawaii | 11,417 | 8,913 | 2,499 | 8,148 | 7,472 | 4,188 | 3,284 | 676 | 3,269 | 55 |
| Houston, Tex. | 14,033 | 13,655 | 383 | 9,269 | 8,890 | 5,885 | 3,005 | 379 | 4,769 | 4,767 |
| Indianapolis, Ind. | 48,597 | 47,375 | 1,222 | 44,122 | 42,906 | 30,678 | 12,228 | 1,216 | 4,475 | 4,475 |
| Jackson, Mich. | 6,757 | 6,442 | 315 | 6,638 | 6,324 | 3,794 | 2,530 | 314 | 119 | 119 |
| Jacksonville, Fla. | 8,832 | 8,731 | 101 | 3,612 | 3,526 | 2,866 | 660 | 86 | 5,219 | 5,219 |
| Jersey City, N. J. | 63,495 | 57,751 | 5,744 | 62,542 | 56,306 | 21,535 | 35,271 | 5,736 | 953 | 945 |
| Johnstown, Pa. | 11,815 | 10,984 | 831 | 11,721 | 10,840 | 7,111 | 3,729 | 831 | 94 | 94 |
| Joliet, Ill. | 9,395 | 8,435 | 960 | 9,238 | 8,282 | 3,139 | 5,093 | 956 | 157 | 157 |
| Joplin, Mo. | 8,275 | 8,230 | 45 | 8,053 | 8,009 | 7,276 | 733 | 44 | 222 | 222 |
| Kansas City, Kans. | 16,578 | 15,961 | 617 | 14,474 | 13,857 | 9,376 | 4,481 | 617 | 2,104 | 2,104 |
| Kansas City, Mo. | 46,367 | 44,685 | 1,679 | 41,572 | 39,905 | 23,219 | 11,686 | 1,667 | 4,735 | 4,739 |
| Knoxville, Tenn. | 11,040 | 10,956 | 84 | 8,584 | 8,501 | 7,871 | 680 | 83 | 2,456 | 2,456 |
| La Crosse, Wis. | 10,042 | 9,472 | 570 | 10,025 | 9,455 | 2,994 | 6,461 | 570 | 17 | 17 |
| Lancaster, Pa. | 12,977 | 12,690 | 287 | 12,716 | 12,429 | 9,946 | 2,483 | 287 | 261 | 261 |
| Lawrence, Mass. | 18,416 | 13,252 | 5,164 | 18,339 | 13,228 | 3,075 | 10,153 | 5,161 | 27 | 25 |
| Lexington, Ky. | 7,697 | 7,652 | 45 | 4,524 | 4,481 | 3,823 | 658 | 43 | 3,173 | 3,173 |
| Lincoln, Nebr. | 12,333 | 12,231 | 652 | 12,636 | 11,984 | 3,336 | 3,593 | 652 | 247 | 247 |
| Little Rock, Ark. | 12,119 | 11,933 | 186 | 7,236 | 7,100 | 5,443 | 1,657 | 186 | 4,833 | 4,832 |
| Los Angeles, Cal. | 28,508 | 26,870 | 1,638 | 27,743 | 26,157 | 16,039 | 10,118 | 1,591 | 760 | 623 |
| Louisville, Ky. | 62,529 | 61,253 | 1,276 | 51,744 | 50,475 | 33,539 | 16,336 | 1,269 | 10,735 | 10,735 |
| Lowell, Mass. | 27,276 | 19,673 | 7,598 | 27,241 | 19,645 | 5,476 | 14,169 | 7,596 | 35 | 32 |

¹ Persons of negro descent, Chinese, Japanese, and Indians.

² Includes all persons of negro descent.

SCHOOL, MILITIA, AND VOTING AGES.

TABLE 19.—PERSONS OF SCHOOL AGE, 5 TO 20 YEARS, INCLUSIVE, BY GENERAL NATIVITY AND COLOR, FOR CITIES HAVING 25,000 INHABITANTS OR MORE: 1900—Continued.

| CITIES. | Aggregate. | Native born. | Foreign born. | Total white. | NATIVE WHITE. | | | Foreign white. | COLORED. ¹ | |
|----------------------|------------|--------------|---------------|--------------|---------------|-----------------|------------------|----------------|-----------------------|---------------------|
| | | | | | Total. | Native parents. | Foreign parents. | | Total. | Negro. ² |
| Lynn, Mass | 17,708 | 15,568 | 2,140 | 17,480 | 15,364 | 7,434 | 7,930 | 2,116 | 223 | 223 |
| McKeesport, Pa | 11,400 | 9,959 | 1,441 | 11,198 | 9,757 | 4,648 | 5,109 | 1,441 | 202 | 202 |
| Malden, Mass | 9,323 | 8,172 | 1,151 | 9,199 | 8,064 | 3,468 | 4,596 | 1,135 | 124 | 121 |
| Manchester, N. H. | 17,142 | 11,409 | 5,733 | 17,138 | 11,406 | 3,549 | 7,857 | 5,732 | 4 | 3 |
| Memphis, Tenn | 32,074 | 31,626 | 448 | 15,813 | 15,869 | 11,922 | 3,447 | 444 | 16,261 | 16,260 |
| Milwaukee, Wis | 98,802 | 87,817 | 10,985 | 98,623 | 87,639 | 22,377 | 65,262 | 10,984 | 179 | 179 |
| Minneapolis, Minn | 60,377 | 54,325 | 6,052 | 60,029 | 58,976 | 19,485 | 34,493 | 6,051 | 343 | 337 |
| Mobile, Ala | 11,908 | 11,783 | 125 | 6,638 | 6,622 | 5,045 | 1,477 | 116 | 5,270 | 5,268 |
| Montgomery, Ala | 10,016 | 9,959 | 57 | 4,197 | 4,140 | 3,612 | 528 | 57 | 5,819 | 5,819 |
| Nashville, Tenn | 26,045 | 25,809 | 236 | 16,091 | 15,858 | 13,607 | 2,251 | 233 | 9,954 | 9,949 |
| Newark, N. J | 74,897 | 65,783 | 9,114 | 73,108 | 64,007 | 25,210 | 38,797 | 9,101 | 1,789 | 1,780 |
| New Bedford, Mass | 18,858 | 13,282 | 5,676 | 12,813 | 12,813 | 4,116 | 8,697 | 5,575 | 470 | 442 |
| New Britain, Conn | 7,601 | 6,300 | 1,301 | 7,570 | 6,270 | 2,048 | 4,222 | 1,300 | 81 | 30 |
| Newcastle, Pa. | 8,701 | 7,775 | 926 | 8,571 | 7,645 | 5,311 | 2,334 | 926 | 130 | 129 |
| New Haven, Conn | 30,746 | 26,504 | 4,242 | 29,967 | 26,727 | 10,462 | 15,265 | 4,240 | 779 | 779 |
| New Orleans, La | 94,606 | 92,422 | 2,184 | 69,304 | 67,157 | 45,619 | 21,538 | 2,147 | 25,302 | 25,282 |
| Newport, Ky | 9,135 | 8,999 | 136 | 8,909 | 8,804 | 5,365 | 3,439 | 195 | 136 | 136 |
| Newton, Mass | 8,851 | 7,475 | 1,376 | 8,731 | 7,357 | 3,729 | 3,628 | 1,374 | 120 | 114 |
| New York, N. Y. | 1,028,069 | 837,868 | 190,201 | 1,013,340 | 823,785 | 266,795 | 556,960 | 189,585 | 14,729 | 14,429 |
| Norfolk, Va | 13,758 | 13,598 | 160 | 7,844 | 7,637 | 6,725 | 962 | 157 | 5,914 | 5,911 |
| Oakland, Cal | 19,353 | 18,072 | 1,281 | 18,930 | 17,757 | 7,593 | 10,164 | 1,178 | 423 | 266 |
| Omaha, Nebr | 30,533 | 27,818 | 2,715 | 29,633 | 26,924 | 12,636 | 14,288 | 2,759 | 900 | 895 |
| Oshkosh, Wis | 9,490 | 8,744 | 746 | 9,469 | 8,723 | 2,993 | 5,730 | 746 | 21 | 17 |
| Passaic, N. J | 9,274 | 8,521 | 753 | 9,140 | 8,587 | 1,653 | 3,984 | 3,553 | 134 | 134 |
| Faterson, N. J | 33,170 | 27,205 | 5,965 | 32,384 | 26,925 | 8,270 | 18,655 | 5,959 | 286 | 276 |
| Pawtucket, R. I | 11,642 | 9,774 | 1,868 | 11,601 | 9,734 | 3,350 | 6,384 | 1,867 | 41 | 41 |
| Peoria, Ill | 16,330 | 15,609 | 721 | 16,000 | 15,280 | 8,923 | 6,357 | 847 | 330 | 329 |
| Philadelphia, Pa | 369,637 | 338,580 | 34,277 | 354,605 | 320,331 | 171,076 | 149,305 | 34,227 | 15,049 | 14,798 |
| Pittsburg, Pa | 101,336 | 89,320 | 11,436 | 97,101 | 85,669 | 36,635 | 49,034 | 11,432 | 4,255 | 4,252 |
| Portland, Me | 12,645 | 11,322 | 1,322 | 12,573 | 11,262 | 6,408 | 4,854 | 1,311 | 72 | 68 |
| Portland, Oreg | 23,211 | 21,855 | 1,356 | 22,478 | 20,827 | 10,767 | 10,060 | 1,651 | 733 | 129 |
| Providence, R. I | 47,923 | 40,090 | 7,833 | 46,697 | 38,912 | 14,551 | 24,361 | 7,785 | 1,231 | 1,220 |
| Pueblo, Colo | 7,743 | 7,332 | 411 | 7,443 | 7,032 | 4,931 | 2,101 | 411 | 300 | 300 |
| Quincy, Ill | 11,543 | 11,377 | 166 | 10,931 | 10,765 | 6,344 | 4,421 | 166 | 612 | 612 |
| Racine, Wis | 9,589 | 8,529 | 1,060 | 9,560 | 8,500 | 2,512 | 5,988 | 1,060 | 29 | 29 |
| Reading, Pa | 25,052 | 24,342 | 710 | 24,923 | 24,214 | 20,774 | 3,440 | 709 | 129 | 129 |
| Richmond, Va | 26,855 | 26,623 | 232 | 16,585 | 16,343 | 14,404 | 1,939 | 242 | 10,280 | 10,279 |
| Rochester, N. Y | 49,554 | 44,944 | 4,610 | 49,370 | 44,764 | 19,345 | 25,419 | 4,606 | 184 | 184 |
| Rockford, Ill | 9,408 | 8,281 | 1,127 | 9,348 | 8,221 | 3,199 | 5,022 | 1,127 | 60 | 60 |
| Sacramento, Cal | 7,637 | 7,249 | 388 | 7,377 | 7,087 | 3,769 | 3,318 | 290 | 260 | 118 |
| Saginaw, Mich | 14,100 | 13,135 | 965 | 14,014 | 13,053 | 4,226 | 8,827 | 961 | 86 | 86 |
| St. Joseph, Mo | 33,853 | 33,005 | 848 | 31,743 | 30,900 | 24,052 | 6,848 | 848 | 2,105 | 2,105 |
| St. Louis, Mo | 179,529 | 171,627 | 7,902 | 169,974 | 162,076 | 75,800 | 86,276 | 7,898 | 9,555 | 9,541 |
| St. Paul, Minn | 51,411 | 46,248 | 5,163 | 50,974 | 45,815 | 14,311 | 31,504 | 5,159 | 437 | 433 |
| Salem, Mass | 10,260 | 8,284 | 1,976 | 10,223 | 8,248 | 3,341 | 4,907 | 1,975 | 37 | 37 |
| Salt Lake City, Utah | 18,393 | 17,190 | 1,203 | 18,323 | 17,133 | 6,792 | 10,341 | 1,195 | 65 | 51 |
| San Antonio, Tex | 18,364 | 17,221 | 1,143 | 15,368 | 14,731 | 8,196 | 6,535 | 1,137 | 2,496 | 2,495 |
| San Francisco, Cal | 86,872 | 79,789 | 7,083 | 84,261 | 78,076 | 25,135 | 52,941 | 6,135 | 2,611 | 384 |
| Savannah, Ga | 16,377 | 16,074 | 303 | 7,964 | 7,665 | 5,526 | 2,139 | 299 | 8,413 | 8,410 |
| Schenectady, N. Y | 8,343 | 7,423 | 920 | 8,310 | 7,392 | 4,074 | 3,318 | 918 | 33 | 31 |
| Scranton, Pa | 34,301 | 30,667 | 3,634 | 34,188 | 30,555 | 10,339 | 20,216 | 3,633 | 113 | 111 |
| Seattle, Wash | 18,212 | 16,125 | 2,087 | 17,502 | 15,978 | 8,489 | 7,489 | 1,524 | 710 | 84 |
| Sioux City, Iowa | 10,323 | 9,697 | 626 | 10,255 | 9,629 | 5,152 | 4,477 | 626 | 68 | 68 |
| Somerville, Mass | 16,271 | 14,844 | 1,427 | 16,234 | 14,312 | 6,189 | 8,123 | 1,922 | 37 | 33 |
| South Bend, Ind | 11,856 | 10,542 | 1,314 | 11,689 | 10,375 | 4,790 | 5,585 | 1,314 | 167 | 166 |
| South Omaha, Nebr | 8,106 | 7,484 | 622 | 7,983 | 7,362 | 3,771 | 3,591 | 621 | 123 | 123 |
| Spokane, Wash | 9,623 | 8,945 | 678 | 9,539 | 8,868 | 5,295 | 3,573 | 671 | 89 | 75 |
| Springfield, Ill | 10,526 | 10,147 | 379 | 9,872 | 9,495 | 5,371 | 3,624 | 377 | 654 | 654 |
| Springfield, Mass | 16,491 | 14,762 | 1,729 | 16,209 | 14,437 | 6,965 | 7,522 | 1,722 | 282 | 276 |
| Springfield, Ohio | 11,775 | 10,644 | 1,131 | 10,470 | 10,323 | 7,398 | 2,925 | 1,131 | 1,305 | 1,305 |
| Superior, Wis | 8,871 | 7,462 | 1,409 | 8,822 | 7,413 | 2,403 | 5,010 | 1,409 | 49 | 35 |
| Syracuse, N. Y | 31,111 | 28,352 | 2,759 | 30,365 | 28,108 | 14,345 | 13,763 | 2,767 | 246 | 245 |
| Tacoma, Wash | 10,990 | 9,820 | 1,170 | 10,764 | 9,727 | 4,526 | 5,201 | 1,037 | 226 | 63 |
| Taunton, Mass | 8,773 | 7,365 | 1,408 | 8,730 | 7,333 | 3,260 | 4,073 | 1,397 | 48 | 48 |
| Terre Haute, Ind | 10,671 | 10,546 | 125 | 10,231 | 10,107 | 7,702 | 2,405 | 124 | 440 | 439 |
| Toledo, Ohio | 41,563 | 38,355 | 3,208 | 41,158 | 37,954 | 17,766 | 20,188 | 3,204 | 410 | 408 |
| Topeka, Kans | 10,666 | 10,336 | 330 | 8,941 | 8,614 | 6,284 | 2,330 | 330 | 1,722 | 1,721 |
| Trenton, N. J | 22,337 | 20,096 | 2,241 | 21,829 | 19,590 | 10,591 | 8,999 | 2,239 | 608 | 604 |
| Troy, N. Y | 17,620 | 16,347 | 1,273 | 17,523 | 16,256 | 7,092 | 9,164 | 1,272 | 92 | 92 |
| Utica, N. Y | 16,250 | 14,690 | 1,560 | 16,190 | 14,630 | 7,231 | 7,399 | 1,560 | 60 | 60 |
| Washington, D. C | 77,291 | 75,996 | 1,295 | 51,212 | 49,945 | 39,331 | 10,614 | 1,267 | 26,079 | 26,046 |
| Waterbury, Conn | 13,905 | 11,607 | 2,298 | 13,771 | 11,477 | 3,952 | 7,525 | 2,294 | 134 | 132 |
| Wheeling, W. Va | 12,110 | 11,808 | 302 | 11,313 | 11,313 | 7,130 | 4,183 | 490 | 302 | 302 |
| Wilkesbarre, Pa | 17,473 | 15,939 | 1,534 | 17,239 | 15,726 | 6,664 | 9,062 | 1,573 | 174 | 174 |
| Williamsport, Pa | 9,116 | 8,966 | 150 | 8,759 | 8,609 | 6,703 | 1,906 | 150 | 357 | 357 |
| Wilmington, Del | 23,061 | 21,920 | 1,141 | 20,216 | 19,076 | 13,072 | 6,004 | 1,140 | 2,845 | 2,843 |
| Woonsocket, R. I | 9,456 | 8,368 | 1,088 | 9,455 | 8,397 | 1,431 | 4,966 | 8,058 | 1 | 1 |
| Worcester, Mass | 33,922 | 28,996 | 4,926 | 33,632 | 28,715 | 10,226 | 18,489 | 4,917 | 290 | 282 |
| Yonkers, N. Y | 14,358 | 12,452 | 1,906 | 14,080 | 12,176 | 4,334 | 7,842 | 1,904 | 278 | 276 |
| York, Pa | 10,339 | 10,520 | 119 | 10,413 | 10,295 | 9,422 | 873 | 118 | 226 | 226 |
| Youngstown, Ohio | 14,742 | 13,363 | 1,379 | 14,478 | 13,100 | 4,603 | 8,497 | 1,378 | 264 | 262 |

¹ Persons of negro descent, Chinese, Japanese, and Indians.

² Includes all persons of negro descent.

STATISTICS OF POPULATION.

TABLE 20.—MALES OF SCHOOL AGE, 5 TO 20 YEARS, INCLUSIVE, BY GENERAL NATIVITY AND COLOR, FOR CITIES HAVING 25,000 INHABITANTS OR MORE: 1900.

[The designation "native white—native parents" comprehends all native white persons having either both parents native born, one parent native born and one parent unknown, or both parents unknown, while the designation "native white—foreign parents" comprehends all native white persons having either one or both parents foreign born.]

| CITIES. | Aggregate. | Native born. | Foreign born. | Total white. | NATIVE WHITE. | | | Foreign white. | COLORED. ¹ | |
|----------------------|------------|--------------|---------------|--------------|---------------|-----------------|------------------|----------------|-----------------------|---------------------|
| | | | | | Total. | Native parents. | Foreign parents. | | Total. | Negro. ² |
| Akron, Ohio | 6,620 | 6,258 | 362 | 6,530 | 6,168 | 3,440 | 2,728 | 362 | 90 | 90 |
| Albany, N. Y. | 12,885 | 12,373 | 512 | 12,769 | 12,258 | 6,629 | 5,629 | 511 | 116 | 116 |
| Allegheny, Pa. | 19,863 | 18,303 | 1,560 | 19,400 | 17,842 | 8,781 | 9,061 | 1,558 | 463 | 463 |
| Allentown, Pa. | 5,274 | 5,117 | 157 | 5,266 | 5,109 | 4,242 | 887 | 157 | 8 | 8 |
| Altoona, Pa. | 6,184 | 6,023 | 156 | 6,124 | 5,968 | 4,730 | 1,238 | 156 | 60 | 60 |
| Atlanta, Ga. | 13,882 | 13,720 | 162 | 8,623 | 8,464 | 7,615 | 849 | 159 | 5,259 | 5,256 |
| Atlantic City, N. J. | 3,280 | 3,154 | 126 | 2,743 | 2,621 | 1,997 | 624 | 122 | 537 | 535 |
| Auburn, N. Y. | 3,840 | 3,672 | 168 | 3,733 | 3,616 | 1,975 | 1,641 | 167 | 57 | 57 |
| Augusta, Ga. | 5,961 | 5,926 | 35 | 3,152 | 3,117 | 2,793 | 324 | 35 | 2,809 | 2,807 |
| Baltimore, Md. | 76,852 | 73,188 | 3,664 | 66,834 | 63,182 | 42,405 | 20,777 | 3,652 | 10,018 | 10,001 |
| Bay City, Mich. | 4,716 | 4,307 | 409 | 4,701 | 4,294 | 864 | 3,430 | 407 | 15 | 15 |
| Bayonne, N. J. | 5,265 | 4,581 | 684 | 5,220 | 4,536 | 1,438 | 3,098 | 684 | 45 | 44 |
| Binghamton, N. Y. | 4,913 | 4,712 | 201 | 4,849 | 4,649 | 3,317 | 1,332 | 200 | 64 | 64 |
| Birmingham, Ala. | 5,543 | 5,416 | 127 | 3,205 | 3,075 | 2,545 | 530 | 130 | 2,343 | 2,342 |
| Boston, Mass. | 70,226 | 59,370 | 10,856 | 69,140 | 68,366 | 18,162 | 40,204 | 10,774 | 1,086 | 1,030 |
| Bridgeport, Conn. | 9,631 | 8,222 | 1,409 | 9,517 | 8,110 | 3,234 | 4,876 | 1,407 | 114 | 112 |
| Brockton, Mass. | 5,511 | 4,836 | 675 | 5,470 | 4,861 | 2,538 | 2,323 | 609 | 41 | 34 |
| Buffalo, N. Y. | 56,237 | 49,223 | 7,014 | 56,044 | 49,040 | 18,410 | 30,630 | 7,004 | 193 | 189 |
| Butte, Mont. | 3,311 | 2,917 | 394 | 3,285 | 2,893 | 1,132 | 1,761 | 392 | 26 | 19 |
| Cambridge, Mass. | 12,787 | 11,051 | 1,736 | 12,291 | 10,579 | 3,312 | 6,767 | 1,712 | 496 | 485 |
| Camden, N. J. | 11,067 | 10,606 | 461 | 10,386 | 9,926 | 6,725 | 3,201 | 450 | 681 | 678 |
| Canton, Ohio | 4,783 | 4,550 | 233 | 4,756 | 4,523 | 3,053 | 1,465 | 233 | 27 | 27 |
| Cedar Rapids, Iowa | 3,914 | 3,728 | 186 | 3,889 | 3,705 | 2,001 | 1,702 | 186 | 25 | 25 |
| Charleston, S. C. | 3,781 | 3,636 | 145 | 3,943 | 3,864 | 3,045 | 819 | 84 | 4,833 | 4,832 |
| Chattanooga, Tenn. | 4,640 | 4,585 | 55 | 2,564 | 2,509 | 2,150 | 359 | 55 | 2,076 | 2,076 |
| Chelsea, Mass. | 4,669 | 3,834 | 785 | 4,576 | 3,800 | 1,352 | 2,448 | 776 | 93 | 88 |
| Chester, Pa. | 5,161 | 4,942 | 219 | 4,550 | 4,338 | 2,738 | 1,595 | 217 | 611 | 610 |
| Chicago, Ill. | 256,897 | 223,370 | 33,527 | 253,938 | 220,522 | 55,134 | 165,388 | 33,476 | 2,899 | 2,856 |
| Cincinnati, Ohio | 49,426 | 47,973 | 1,453 | 47,743 | 46,232 | 24,132 | 22,100 | 1,451 | 1,683 | 1,683 |
| Cleveland, Ohio | 59,874 | 52,061 | 7,813 | 59,240 | 51,443 | 14,379 | 37,064 | 7,797 | 684 | 629 |
| Columbus, Ohio | 18,145 | 17,695 | 450 | 17,079 | 16,632 | 12,026 | 4,606 | 447 | 1,066 | 1,062 |
| Council Bluffs, Iowa | 4,248 | 4,111 | 137 | 4,209 | 4,074 | 2,732 | 1,342 | 135 | 39 | 37 |
| Covington, Ky. | 6,321 | 6,164 | 157 | 6,501 | 6,435 | 3,952 | 2,483 | 66 | 320 | 319 |
| Dallas, Tex. | 6,343 | 6,208 | 135 | 5,013 | 4,379 | 3,792 | 1,087 | 134 | 1,330 | 1,329 |
| Davenport, Iowa | 5,380 | 5,130 | 250 | 5,317 | 5,068 | 2,196 | 2,872 | 249 | 63 | 62 |
| Dayton, Ohio | 12,495 | 12,125 | 370 | 12,031 | 11,664 | 8,254 | 3,410 | 367 | 464 | 461 |
| Denver, Colo. | 18,018 | 17,054 | 964 | 17,579 | 16,620 | 9,628 | 6,992 | 959 | 439 | 434 |
| Des Moines, Iowa | 9,122 | 8,819 | 303 | 8,892 | 8,589 | 5,825 | 2,764 | 303 | 230 | 230 |
| Detroit, Mich. | 44,701 | 38,293 | 6,408 | 44,213 | 37,856 | 10,241 | 27,615 | 6,357 | 438 | 434 |
| Dubuque, Iowa | 5,427 | 5,188 | 239 | 5,410 | 5,171 | 2,471 | 2,700 | 239 | 17 | 17 |
| Duluth, Minn. | 7,652 | 6,326 | 1,326 | 7,624 | 6,299 | 1,560 | 4,739 | 1,325 | 28 | 24 |
| Easton, Pa. | 3,845 | 3,733 | 112 | 3,793 | 3,681 | 2,990 | 691 | 112 | 52 | 52 |
| East St. Louis, Ill. | 4,533 | 4,422 | 111 | 4,276 | 4,165 | 2,682 | 1,483 | 111 | 257 | 257 |
| Elizabeth, N. J. | 8,045 | 7,279 | 766 | 7,903 | 7,138 | 2,778 | 4,360 | 765 | 142 | 141 |
| Elmira, N. Y. | 5,167 | 4,768 | 399 | 5,047 | 4,651 | 2,898 | 1,753 | 396 | 120 | 120 |
| Erie, Pa. | 8,118 | 7,472 | 646 | 8,084 | 7,439 | 3,432 | 3,957 | 645 | 34 | 34 |
| Evansville, Ind. | 9,267 | 9,160 | 107 | 8,131 | 8,024 | 5,415 | 2,609 | 107 | 1,136 | 1,136 |
| Fall River, Mass. | 17,128 | 11,700 | 5,428 | 17,086 | 11,659 | 2,275 | 9,384 | 5,427 | 42 | 39 |
| Fitchburg, Mass. | 4,605 | 3,577 | 1,028 | 4,596 | 3,568 | 1,346 | 2,222 | 1,023 | 9 | 7 |
| Fort Wayne, Ind. | 7,001 | 6,785 | 216 | 6,965 | 6,749 | 3,847 | 2,902 | 216 | 36 | 34 |
| Fort Worth, Tex. | 3,917 | 3,859 | 58 | 3,277 | 3,219 | 2,693 | 526 | 58 | 640 | 638 |
| Galveston, Tex. | 5,568 | 5,320 | 248 | 4,475 | 4,232 | 2,260 | 1,972 | 243 | 1,093 | 1,093 |
| Gloucester, Mass. | 3,371 | 3,002 | 369 | 3,365 | 2,996 | 1,168 | 1,828 | 369 | 6 | 5 |
| Grand Rapids, Mich. | 13,028 | 11,565 | 1,463 | 12,936 | 11,474 | 4,416 | 7,058 | 1,462 | 92 | 92 |
| Harrisburg, Pa. | 7,352 | 7,228 | 124 | 6,780 | 6,656 | 5,944 | 712 | 124 | 572 | 570 |
| Hartford, Conn. | 10,154 | 8,762 | 1,392 | 9,942 | 8,555 | 3,720 | 4,835 | 1,387 | 212 | 205 |
| Haverhill, Mass. | 4,694 | 4,138 | 556 | 4,643 | 4,088 | 2,185 | 1,903 | 555 | 51 | 51 |
| Hoboken, N. J. | 9,227 | 8,118 | 1,109 | 9,218 | 8,110 | 2,224 | 5,886 | 1,108 | 9 | 8 |
| Holyoke, Mass. | 7,166 | 5,672 | 1,494 | 7,162 | 5,668 | 1,288 | 4,380 | 1,494 | 4 | 4 |
| Honolulu, Hawaii | 6,355 | 4,712 | 1,643 | 4,136 | 3,850 | 2,174 | 1,676 | 346 | 2,159 | 33 |
| Houston, Tex. | 6,801 | 6,595 | 206 | 4,696 | 4,492 | 2,987 | 1,505 | 204 | 2,105 | 2,104 |
| Indianapolis, Ind. | 23,662 | 23,071 | 591 | 21,552 | 20,964 | 15,013 | 5,951 | 588 | 2,110 | 2,110 |
| Jackson, Mich. | 3,222 | 3,081 | 141 | 3,168 | 3,027 | 1,790 | 1,237 | 141 | 54 | 54 |
| Jacksonville, Fla. | 4,137 | 4,032 | 105 | 1,772 | 1,725 | 1,400 | 325 | 47 | 2,365 | 2,364 |
| Jersey City, N. J. | 30,977 | 28,293 | 2,684 | 30,543 | 27,866 | 10,534 | 17,332 | 2,677 | 434 | 426 |
| Johnstown, Pa. | 5,956 | 5,440 | 516 | 5,906 | 5,390 | 3,518 | 1,872 | 516 | 50 | 50 |
| Joliet, Ill. | 4,636 | 4,163 | 473 | 4,565 | 4,096 | 1,562 | 2,534 | 469 | 71 | 71 |
| Joplin, Mo. | 4,015 | 3,996 | 19 | 3,907 | 3,888 | 3,568 | 320 | 19 | 108 | 108 |
| Kansas City, Kans. | 8,261 | 7,938 | 323 | 7,272 | 6,949 | 4,663 | 2,286 | 323 | 989 | 989 |
| Kansas City, Mo. | 22,240 | 21,458 | 782 | 19,989 | 19,213 | 13,582 | 5,631 | 776 | 2,251 | 2,246 |
| Knoxville, Tenn. | 5,227 | 5,191 | 36 | 4,123 | 4,068 | 3,792 | 296 | 35 | 1,104 | 1,104 |
| La Crosse, Wis. | 4,752 | 4,499 | 253 | 4,745 | 4,492 | 1,452 | 3,040 | 253 | 7 | 7 |
| Lancaster, Pa. | 6,249 | 6,103 | 146 | 6,135 | 5,989 | 4,762 | 1,227 | 146 | 114 | 114 |
| Lawrence, Mass. | 3,073 | 2,996 | 77 | 9,059 | 6,584 | 1,555 | 5,029 | 2,475 | 14 | 12 |
| Lexington, Ky. | 3,687 | 3,617 | 70 | 2,228 | 2,208 | 1,883 | 325 | 20 | 1,409 | 1,409 |
| Lincoln, Nebr. | 6,394 | 6,099 | 295 | 6,276 | 5,981 | 4,229 | 1,752 | 295 | 118 | 118 |
| Little Rock, Ark. | 5,754 | 5,679 | 75 | 3,517 | 3,442 | 2,612 | 830 | 75 | 2,237 | 2,236 |
| Los Angeles, Cal. | 13,493 | 12,723 | 770 | 13,118 | 12,392 | 7,688 | 4,704 | 726 | 375 | 380 |
| Louisville, Ky. | 30,471 | 29,833 | 638 | 25,406 | 24,820 | 16,608 | 8,212 | 586 | 5,065 | 5,065 |
| Lowell, Mass. | 13,193 | 9,582 | 3,611 | 13,175 | 9,566 | 2,524 | 7,042 | 3,609 | 18 | 15 |

¹ Persons of negro descent, Chinese, Japanese, and Indians.² Includes all persons of negro descent.

SCHOOL, MILITIA, AND VOTING AGES.

TABLE 20.—MALES OF SCHOOL AGE, 5 TO 20 YEARS, INCLUSIVE, BY GENERAL NATIVITY AND COLOR, FOR CITIES HAVING 25,000 INHABITANTS OR MORE: 1900—Continued.

| CITIES. | Aggregate. | Native born. | Foreign born. | Total white. | NATIVE WHITE. | | | Foreign white. | COLORED. ¹ | |
|----------------------|------------|--------------|---------------|--------------|---------------|-----------------|------------------|----------------|-----------------------|---------------------|
| | | | | | Total. | Native parents. | Foreign parents. | | Total. | Negro. ² |
| Lynn, Mass. | 8,645 | 7,668 | 977 | 8,586 | 7,568 | 3,683 | 3,885 | 968 | 109 | 105 |
| McKeesport, Pa. | 5,663 | 4,962 | 701 | 5,557 | 4,856 | 2,329 | 2,527 | 701 | 106 | 106 |
| Malden, Mass. | 4,507 | 4,019 | 488 | 4,453 | 3,973 | 1,676 | 2,297 | 480 | 54 | 51 |
| Manchester, N. H. | 8,227 | 5,672 | 2,555 | 8,225 | 5,671 | 1,759 | 3,912 | 2,554 | 2 | 1 |
| Memphis, Tenn. | 15,864 | 15,633 | 231 | 7,896 | 7,668 | 6,010 | 1,658 | 228 | 7,968 | 7,967 |
| Milwaukee, Wis. | 47,770 | 42,550 | 5,220 | 47,684 | 42,465 | 10,797 | 31,668 | 5,219 | 86 | 86 |
| Minneapolis, Minn. | 28,963 | 26,228 | 2,735 | 28,207 | 26,072 | 9,627 | 16,445 | 2,735 | 156 | 149 |
| Mobile, Ala. | 5,640 | 5,571 | 69 | 3,181 | 3,117 | 2,448 | 669 | 64 | 2,459 | 2,457 |
| Montgomery, Ala. | 4,694 | 4,663 | 31 | 2,087 | 2,006 | 1,764 | 242 | 31 | 2,657 | 2,657 |
| Nashville, Tenn. | 12,503 | 12,385 | 118 | 7,903 | 7,788 | 6,695 | 1,092 | 115 | 4,600 | 4,595 |
| Newark, N. J. | 36,319 | 32,128 | 4,191 | 35,581 | 31,347 | 12,361 | 18,986 | 4,184 | 788 | 780 |
| New Bedford, Mass. | 9,128 | 6,439 | 2,689 | 8,394 | 6,273 | 1,996 | 4,277 | 2,621 | 234 | 218 |
| New Britain, Conn. | 3,697 | 3,077 | 620 | 3,686 | 3,067 | 1,011 | 2,056 | 619 | 11 | 10 |
| Newcastle, Pa. | 4,412 | 3,963 | 449 | 4,348 | 3,899 | 2,706 | 1,193 | 449 | 64 | 63 |
| New Haven, Conn. | 15,560 | 13,495 | 2,065 | 15,183 | 13,119 | 5,555 | 7,564 | 2,064 | 377 | 377 |
| New Orleans, La. | 45,544 | 44,477 | 1,067 | 33,818 | 32,773 | 22,270 | 10,503 | 1,045 | 11,726 | 11,711 |
| Newport, Ky. | 4,458 | 4,297 | 99 | 4,297 | 4,297 | 2,653 | 1,644 | 99 | 62 | 62 |
| Newton, Mass. | 4,181 | 3,642 | 539 | 4,133 | 3,595 | 1,800 | 1,795 | 538 | 48 | 48 |
| New York, N. Y. | 498,352 | 412,065 | 86,287 | 491,792 | 405,887 | 131,634 | 274,253 | 85,905 | 6,560 | 6,514 |
| Norfolk, Va. | 6,412 | 6,324 | 88 | 3,752 | 3,667 | 3,233 | 434 | 85 | 2,660 | 2,657 |
| Oakland, Cal. | 9,489 | 8,753 | 686 | 9,148 | 8,565 | 3,699 | 4,866 | 583 | 291 | 144 |
| Omaha, Nebr. | 14,778 | 13,373 | 1,105 | 13,373 | 13,273 | 6,273 | 7,001 | 1,099 | 405 | 400 |
| Oshkosh, Wis. | 4,490 | 4,115 | 375 | 4,482 | 4,107 | 1,418 | 2,689 | 375 | 6 | 6 |
| Pasaic, N. J. | 3,872 | 2,754 | 1,118 | 3,828 | 2,710 | 775 | 1,935 | 1,118 | 44 | 44 |
| Paterson, N. J. | 16,312 | 13,417 | 2,895 | 16,171 | 13,232 | 4,102 | 9,180 | 2,839 | 141 | 131 |
| Pawtucket, R. I. | 5,717 | 4,821 | 896 | 5,699 | 4,803 | 1,657 | 3,146 | 896 | 18 | 18 |
| Peoria, Ill. | 8,059 | 7,327 | 732 | 7,883 | 7,557 | 4,465 | 3,092 | 326 | 176 | 175 |
| Philadelphia, Pa. | 181,655 | 165,640 | 16,015 | 175,264 | 159,281 | 85,159 | 74,122 | 15,938 | 6,391 | 6,352 |
| Pittsburg, Pa. | 50,407 | 44,860 | 5,547 | 48,254 | 42,708 | 18,135 | 24,573 | 5,546 | 2,153 | 2,153 |
| Portland, Me. | 6,176 | 5,612 | 564 | 6,141 | 5,581 | 3,173 | 2,408 | 560 | 35 | 35 |
| Portland, Oreg. | 11,524 | 10,573 | 951 | 10,957 | 10,187 | 5,270 | 4,917 | 770 | 567 | 59 |
| Providence, R. I. | 23,430 | 19,679 | 3,751 | 22,859 | 19,145 | 7,161 | 11,984 | 3,714 | 571 | 562 |
| Pueblo, Colo. | 3,765 | 3,568 | 197 | 3,630 | 3,433 | 2,402 | 1,031 | 197 | 135 | 135 |
| Quincy, Ill. | 5,607 | 5,533 | 74 | 3,335 | 5,261 | 3,140 | 2,121 | 74 | 272 | 272 |
| Racine, Wis. | 4,674 | 4,149 | 525 | 4,665 | 4,140 | 1,235 | 2,905 | 525 | 9 | 9 |
| Reading, Pa. | 12,452 | 12,082 | 370 | 12,396 | 12,027 | 10,293 | 1,734 | 369 | 56 | 56 |
| Richmond, Va. | 12,645 | 12,527 | 118 | 8,084 | 7,966 | 7,019 | 947 | 118 | 4,561 | 4,560 |
| Rochester, N. Y. | 24,426 | 22,248 | 2,178 | 24,329 | 22,153 | 9,671 | 12,482 | 2,176 | 97 | 97 |
| Rockford, Ill. | 4,637 | 4,060 | 577 | 4,604 | 4,027 | 1,556 | 2,471 | 577 | 33 | 33 |
| Sacramento, Cal. | 3,750 | 3,514 | 236 | 3,573 | 3,425 | 1,823 | 1,602 | 148 | 177 | 54 |
| Saginaw, Mich. | 6,750 | 6,335 | 415 | 6,710 | 6,295 | 1,963 | 4,332 | 415 | 40 | 40 |
| St. Joseph, Mo. | 17,170 | 16,758 | 412 | 16,111 | 15,699 | 12,320 | 3,379 | 412 | 1,059 | 1,059 |
| St. Louis, Mo. | 87,606 | 83,885 | 3,721 | 83,053 | 79,334 | 37,188 | 42,146 | 3,719 | 4,558 | 4,542 |
| St. Paul, Minn. | 24,852 | 22,463 | 2,389 | 24,637 | 22,250 | 7,077 | 15,173 | 2,387 | 215 | 212 |
| Salem, Mass. | 5,042 | 4,121 | 921 | 5,026 | 4,106 | 1,714 | 2,392 | 920 | 16 | 8 |
| Salt Lake City, Utah | 8,854 | 8,856 | 468 | 8,322 | 8,360 | 3,313 | 5,047 | 462 | 32 | 25 |
| San Antonio, Tex. | 8,323 | 8,272 | 551 | 7,646 | 7,098 | 3,957 | 3,141 | 548 | 1,177 | 1,176 |
| San Francisco, Cal. | 42,685 | 38,950 | 3,735 | 40,928 | 37,972 | 12,234 | 25,738 | 2,956 | 1,757 | 2,022 |
| Savannah, Ga. | 7,473 | 7,319 | 154 | 3,836 | 3,685 | 2,680 | 1,005 | 151 | 3,637 | 3,634 |
| Schenectady, N. Y. | 4,266 | 3,808 | 458 | 4,252 | 3,795 | 2,095 | 1,700 | 457 | 14 | 13 |
| Scranton, Pa. | 16,882 | 15,108 | 1,774 | 16,326 | 15,052 | 4,995 | 10,057 | 1,774 | 56 | 56 |
| Seattle, Wash. | 9,437 | 8,143 | 1,294 | 8,796 | 8,055 | 4,361 | 3,694 | 741 | 641 | 38 |
| Sioux City, Iowa | 5,012 | 4,720 | 292 | 4,973 | 4,681 | 2,499 | 2,182 | 292 | 39 | 39 |
| Somerville, Mass. | 7,900 | 7,047 | 853 | 7,880 | 7,023 | 3,002 | 4,026 | 852 | 20 | 16 |
| South Bend, Ind. | 5,923 | 5,254 | 674 | 5,839 | 5,165 | 2,368 | 2,797 | 674 | 89 | 89 |
| South Omaha, Nebr. | 4,416 | 4,090 | 326 | 4,337 | 4,012 | 2,125 | 1,887 | 325 | 79 | 79 |
| Spokane, Wash. | 4,715 | 4,370 | 345 | 4,662 | 4,326 | 2,574 | 1,752 | 336 | 53 | 44 |
| Springfield, Ill. | 5,011 | 4,533 | 178 | 4,717 | 4,539 | 2,766 | 1,773 | 178 | 294 | 294 |
| Springfield, Mass. | 7,996 | 7,244 | 752 | 7,868 | 7,122 | 3,440 | 3,682 | 746 | 128 | 122 |
| Springfield, Ohio | 5,856 | 5,790 | 66 | 5,216 | 5,150 | 3,701 | 1,449 | 66 | 640 | 640 |
| Superior, Wis. | 4,323 | 3,604 | 719 | 4,301 | 3,582 | 1,184 | 2,398 | 719 | 22 | 14 |
| Syracuse, N. Y. | 15,113 | 13,794 | 1,319 | 15,009 | 13,690 | 7,073 | 6,617 | 1,319 | 104 | 104 |
| Tacoma, Wash. | 5,468 | 4,813 | 655 | 5,290 | 4,766 | 2,226 | 2,540 | 524 | 178 | 32 |
| Taunton, Mass. | 4,477 | 3,792 | 685 | 4,447 | 3,775 | 1,686 | 2,089 | 672 | 30 | 30 |
| Terre Haute, Ind. | 4,992 | 4,945 | 47 | 4,792 | 4,746 | 3,594 | 1,152 | 46 | 200 | 199 |
| Toledo, Ohio | 20,331 | 18,804 | 1,527 | 20,142 | 18,618 | 8,708 | 9,910 | 1,524 | 189 | 187 |
| Topeka, Kans. | 5,040 | 4,882 | 158 | 4,222 | 4,064 | 2,948 | 1,116 | 158 | 818 | 818 |
| Trenton, N. J. | 11,124 | 10,005 | 1,119 | 10,880 | 9,763 | 5,195 | 4,568 | 1,117 | 244 | 244 |
| Troy, N. Y. | 3,448 | 7,902 | 546 | 8,412 | 7,867 | 3,378 | 4,489 | 545 | 36 | 36 |
| Utica, N. Y. | 7,997 | 7,239 | 758 | 7,969 | 7,211 | 3,550 | 3,661 | 758 | 28 | 28 |
| Washington, D. C. | 36,498 | 35,897 | 601 | 24,807 | 24,221 | 18,968 | 5,253 | 586 | 11,691 | 11,670 |
| Waterbury, Conn. | 6,812 | 5,677 | 1,135 | 6,758 | 5,626 | 1,947 | 3,679 | 1,132 | 54 | 52 |
| Wheeling, W. Va. | 5,873 | 5,632 | 241 | 5,736 | 5,495 | 3,436 | 2,059 | 241 | 137 | 137 |
| Wilkesbarre, Pa. | 3,458 | 7,760 | 698 | 8,366 | 7,668 | 3,247 | 4,421 | 698 | 92 | 92 |
| Williamsport, Pa. | 4,266 | 4,207 | 59 | 4,181 | 4,072 | 3,177 | 895 | 59 | 185 | 185 |
| Wilmington, Del. | 11,464 | 10,870 | 594 | 10,142 | 9,549 | 6,536 | 3,013 | 593 | 1,322 | 1,321 |
| Woonsocket, R. I. | 4,615 | 3,139 | 1,476 | 4,615 | 3,139 | 711 | 2,428 | 1,476 | 54 | 54 |
| Worcester, Mass. | 17,009 | 14,632 | 2,377 | 16,374 | 14,504 | 5,159 | 9,345 | 2,370 | 135 | 127 |
| Yonkers, N. Y. | 6,843 | 6,016 | 827 | 6,743 | 5,913 | 2,424 | 3,489 | 827 | 103 | 103 |
| York, Pa. | 5,178 | 5,119 | 59 | 5,088 | 5,030 | 4,592 | 438 | 59 | 90 | 90 |
| Youngstown, Ohio | 7,370 | 6,656 | 714 | 7,243 | 6,530 | 2,271 | 4,259 | 713 | 127 | 125 |

¹ Persons of negro descent, Chinese, Japanese, and Indians.

² Includes all persons of negro descent.

STATISTICS OF POPULATION.

TABLE 21.—FEMALES OF SCHOOL AGE, 5 TO 20 YEARS, INCLUSIVE, BY GENERAL NATIVITY AND COLOR, FOR CITIES HAVING 25,000 INHABITANTS OR MORE: 1900.

[The designation "native white—native parents" comprehends all native white persons having either both parents native born, one parent native born and one parent unknown, or both parents unknown, while the designation "native white—foreign parents" comprehends all native white persons having either one or both parents foreign born.]

| CITIES. | Aggregate. | Native born. | Foreign born. | Total white. | NATIVE WHITE. | | | Foreign white. | COLORED. ¹ | |
|----------------------|------------|--------------|---------------|--------------|---------------|-----------------|------------------|----------------|-----------------------|---------------------|
| | | | | | Total. | Native parents. | Foreign parents. | | Total. | Negro. ² |
| Akron, Ohio | 6,696 | 6,316 | 380 | 6,628 | 6,248 | 8,586 | 2,712 | 380 | 68 | 68 |
| Albany, N. Y. | 13,738 | 13,060 | 678 | 13,608 | 12,930 | 6,970 | 5,960 | 678 | 130 | 130 |
| Allegheny, Pa. | 20,058 | 18,355 | 1,703 | 19,602 | 17,899 | 8,659 | 9,240 | 1,703 | 456 | 456 |
| Allentown, Pa. | 5,688 | 5,471 | 217 | 5,673 | 5,456 | 4,450 | 1,006 | 217 | 15 | 15 |
| Altoona, Pa. | 6,448 | 6,301 | 147 | 6,385 | 6,238 | 4,927 | 1,311 | 147 | 63 | 63 |
| Atlanta, Ga. | 16,190 | 16,014 | 176 | 9,099 | 8,937 | 8,085 | 902 | 162 | 7,091 | 7,087 |
| Atlantic City, N. J. | 3,502 | 3,342 | 160 | 2,893 | 2,733 | 2,092 | 641 | 160 | 609 | 609 |
| Auburn, N. Y. | 4,192 | 3,981 | 211 | 4,122 | 3,912 | 2,169 | 1,743 | 210 | 70 | 70 |
| Augusta, Ga. | 7,002 | 6,979 | 23 | 8,493 | 8,470 | 3,159 | 311 | 23 | 8,509 | 8,509 |
| Baltimore, Md. | 83,527 | 79,169 | 4,358 | 70,034 | 65,688 | 43,727 | 21,956 | 4,351 | 18,498 | 18,489 |
| Bay City, Mich. | 5,239 | 4,700 | 539 | 5,209 | 4,671 | 1,024 | 3,647 | 538 | 30 | 30 |
| Bayonne, N. J. | 5,861 | 4,619 | 742 | 5,306 | 4,565 | 1,374 | 3,191 | 741 | 55 | 55 |
| Binghamton, N. Y. | 5,471 | 5,240 | 231 | 5,405 | 5,174 | 3,717 | 1,457 | 231 | 66 | 66 |
| Birmingham, Ala. | 6,039 | 5,985 | 104 | 3,240 | 3,136 | 2,596 | 540 | 104 | 2,799 | 2,799 |
| Boston, Mass. | 73,632 | 60,303 | 13,329 | 72,402 | 59,143 | 18,466 | 40,682 | 13,254 | 1,230 | 1,228 |
| Bridgeport, Conn. | 10,282 | 8,513 | 1,769 | 10,130 | 8,361 | 3,273 | 5,088 | 1,769 | 152 | 152 |
| Brockton, Mass. | 5,498 | 4,852 | 646 | 5,444 | 4,798 | 2,515 | 2,283 | 646 | 54 | 54 |
| Buffalo, N. Y. | 58,159 | 50,138 | 8,021 | 57,982 | 49,971 | 18,658 | 31,313 | 8,011 | 177 | 176 |
| Butte, Mont. | 3,455 | 3,080 | 425 | 8,433 | 8,011 | 1,135 | 1,876 | 422 | 22 | 18 |
| Cambridge, Mass. | 12,727 | 10,718 | 2,009 | 12,138 | 10,168 | 8,384 | 6,884 | 1,970 | 589 | 588 |
| Camden, N. J. | 11,876 | 11,251 | 625 | 11,000 | 10,377 | 7,068 | 3,309 | 623 | 876 | 875 |
| Canton, Ohio | 5,040 | 4,843 | 197 | 5,015 | 4,818 | 3,217 | 1,601 | 197 | 25 | 23 |
| Cedar Rapids, Iowa | 4,242 | 4,004 | 238 | 4,202 | 3,964 | 2,092 | 1,872 | 238 | 40 | 40 |
| Charleston, S. C. | 9,917 | 9,840 | 77 | 3,964 | 3,888 | 3,013 | 875 | 76 | 5,953 | 5,950 |
| Chatanooga, Tenn. | 4,803 | 4,762 | 41 | 2,577 | 2,536 | 2,159 | 377 | 41 | 2,226 | 2,226 |
| Chelsea, Mass. | 4,901 | 3,938 | 963 | 4,786 | 3,844 | 1,364 | 2,480 | 942 | 115 | 115 |
| Chester, Pa. | 5,394 | 5,162 | 232 | 4,635 | 4,454 | 2,873 | 1,581 | 231 | 709 | 709 |
| Chicago, Ill. | 269,116 | 231,423 | 37,688 | 266,114 | 228,465 | 56,553 | 171,912 | 37,649 | 3,002 | 2,990 |
| Cincinnati, Ohio | 51,395 | 49,650 | 1,745 | 49,527 | 47,785 | 24,891 | 22,894 | 1,742 | 1,868 | 1,868 |
| Cleveland, Ohio | 62,131 | 58,512 | 3,619 | 61,396 | 52,795 | 14,963 | 37,832 | 3,601 | 735 | 734 |
| Columbus, Ohio | 18,452 | 18,019 | 433 | 17,267 | 16,835 | 12,168 | 4,667 | 432 | 1,185 | 1,184 |
| Council Bluffs, Iowa | 4,354 | 4,168 | 186 | 4,331 | 4,145 | 2,705 | 1,440 | 186 | 23 | 23 |
| Covington, Ky. | 7,230 | 7,143 | 87 | 6,823 | 6,736 | 4,110 | 2,626 | 87 | 407 | 407 |
| Dallas, Tex. | 7,127 | 6,973 | 149 | 5,524 | 5,375 | 4,131 | 1,244 | 149 | 1,603 | 1,603 |
| Davenport, Iowa | 5,540 | 5,253 | 287 | 5,473 | 5,186 | 2,214 | 2,972 | 287 | 67 | 67 |
| Dayton, Ohio | 12,844 | 12,423 | 416 | 12,351 | 11,937 | 8,407 | 3,530 | 414 | 493 | 493 |
| Denver, Colo. | 19,405 | 18,244 | 1,161 | 18,879 | 17,721 | 10,142 | 7,579 | 1,153 | 526 | 522 |
| Des Moines, Iowa | 9,511 | 9,120 | 391 | 9,270 | 8,879 | 6,011 | 2,868 | 391 | 241 | 241 |
| Detroit, Mich. | 47,076 | 39,773 | 7,303 | 46,502 | 39,259 | 10,494 | 28,765 | 7,243 | 574 | 573 |
| Dubuque, Iowa | 5,862 | 5,609 | 253 | 5,854 | 5,601 | 2,707 | 2,894 | 253 | 8 | 8 |
| Duluth, Minn. | 7,811 | 6,521 | 1,290 | 7,785 | 6,495 | 1,580 | 4,965 | 1,290 | 26 | 26 |
| Easton, Pa. | 3,729 | 3,627 | 102 | 3,635 | 3,583 | 2,875 | 708 | 102 | 44 | 44 |
| East St. Louis, Ill. | 4,572 | 4,481 | 91 | 4,273 | 4,182 | 2,704 | 1,478 | 91 | 299 | 299 |
| Elizabeth, N. J. | 8,184 | 7,331 | 853 | 7,995 | 7,142 | 4,369 | 2,773 | 853 | 189 | 189 |
| Elmira, N. Y. | 4,978 | 4,655 | 323 | 4,884 | 4,561 | 2,918 | 1,643 | 323 | 94 | 94 |
| Erie, Pa. | 8,419 | 7,766 | 653 | 8,379 | 7,727 | 3,620 | 4,107 | 652 | 40 | 40 |
| Evansville, Ind. | 9,335 | 9,729 | 106 | 8,507 | 8,461 | 5,631 | 2,830 | 106 | 1,263 | 1,263 |
| Fall River, Mass. | 18,404 | 12,273 | 6,131 | 18,333 | 12,222 | 2,536 | 9,686 | 6,131 | 51 | 51 |
| Fitchburg, Mass. | 4,833 | 3,643 | 1,190 | 4,823 | 3,635 | 1,367 | 2,268 | 1,190 | 8 | 8 |
| Fort Wayne, Ind. | 7,505 | 7,259 | 246 | 7,453 | 7,212 | 4,143 | 3,069 | 246 | 47 | 47 |
| Fort Worth, Tex. | 4,241 | 4,176 | 65 | 3,516 | 3,454 | 2,856 | 598 | 65 | 722 | 722 |
| Galveston, Tex. | 6,205 | 5,921 | 284 | 4,393 | 4,310 | 2,415 | 2,195 | 283 | 1,312 | 1,312 |
| Gloucester, Mass. | 3,528 | 3,092 | 436 | 3,523 | 3,083 | 1,218 | 1,870 | 435 | 5 | 5 |
| Grand Rapids, Mich. | 14,343 | 12,697 | 1,646 | 14,233 | 12,593 | 4,840 | 7,753 | 1,645 | 105 | 104 |
| Harrisburg, Pa. | 7,862 | 7,752 | 110 | 7,171 | 7,061 | 6,360 | 701 | 110 | 691 | 689 |
| Hartford, Conn. | 10,126 | 8,539 | 1,587 | 9,896 | 8,313 | 3,561 | 4,752 | 1,583 | 230 | 230 |
| Haverhill, Mass. | 5,083 | 4,402 | 686 | 5,040 | 4,355 | 2,335 | 1,970 | 685 | 43 | 43 |
| Hoboken, N. J. | 9,472 | 8,323 | 1,149 | 9,453 | 8,309 | 2,239 | 6,070 | 1,149 | 14 | 14 |
| Holyoke, Mass. | 7,734 | 5,909 | 1,825 | 7,779 | 5,904 | 1,332 | 4,572 | 1,875 | 5 | 5 |
| Honolulu, Hawaii | 5,032 | 4,206 | 826 | 3,952 | 3,622 | 2,014 | 1,608 | 330 | 1,110 | 22 |
| Houston, Tex. | 7,237 | 7,060 | 177 | 4,573 | 4,398 | 2,398 | 1,500 | 175 | 2,664 | 2,663 |
| Indianapolis, Ind. | 24,935 | 24,804 | 631 | 22,570 | 21,942 | 15,665 | 6,277 | 628 | 2,365 | 2,365 |
| Jackson, Mich. | 3,535 | 3,361 | 174 | 3,470 | 3,297 | 2,004 | 1,293 | 173 | 65 | 65 |
| Jacksonville, Fla. | 4,695 | 4,649 | 46 | 1,840 | 1,801 | 1,466 | 335 | 39 | 2,355 | 2,355 |
| Jersey City, N. J. | 32,513 | 29,453 | 3,060 | 31,999 | 28,940 | 11,001 | 17,939 | 3,059 | 519 | 519 |
| Johnstown, Pa. | 5,859 | 5,494 | 365 | 5,315 | 5,450 | 3,593 | 1,857 | 365 | 44 | 44 |
| Joliet, Ill. | 4,759 | 4,272 | 487 | 4,673 | 4,186 | 1,627 | 2,559 | 487 | 86 | 86 |
| Joplin, Mo. | 4,260 | 4,234 | 26 | 4,146 | 4,121 | 3,708 | 413 | 25 | 114 | 114 |
| Kansas City, Kans. | 8,317 | 8,023 | 294 | 7,202 | 6,908 | 4,713 | 2,195 | 294 | 1,115 | 1,115 |
| Kansas City, Mo. | 24,127 | 23,230 | 897 | 21,533 | 20,692 | 14,637 | 6,055 | 891 | 2,544 | 2,543 |
| Knoxville, Tenn. | 5,313 | 5,765 | 48 | 4,461 | 4,413 | 4,079 | 334 | 48 | 1,352 | 1,352 |
| La Crosse, Wis. | 5,290 | 4,973 | 317 | 5,280 | 4,963 | 1,542 | 3,421 | 317 | 10 | 10 |
| Lancaster, Pa. | 6,723 | 6,581 | 141 | 6,581 | 6,440 | 5,134 | 1,256 | 141 | 147 | 147 |
| Lawrence, Mass. | 9,343 | 6,656 | 2,687 | 9,330 | 6,644 | 1,520 | 5,124 | 2,686 | 13 | 13 |
| Lexington, Ky. | 4,060 | 4,035 | 25 | 2,296 | 2,273 | 1,940 | 333 | 23 | 1,764 | 1,764 |
| Lincoln, Nebr. | 6,489 | 6,132 | 357 | 6,360 | 6,003 | 4,157 | 1,846 | 357 | 129 | 129 |
| Little Rock, Ark. | 6,365 | 6,304 | 61 | 3,719 | 3,658 | 2,331 | 827 | 61 | 2,646 | 2,646 |
| Los Angeles, Cal. | 15,015 | 14,147 | 868 | 14,630 | 13,765 | 8,351 | 5,414 | 865 | 335 | 343 |
| Louisville, Ky. | 32,058 | 31,397 | 661 | 26,333 | 25,655 | 16,931 | 8,724 | 663 | 5,720 | 5,720 |
| Lowell, Mass. | 14,033 | 10,096 | 3,937 | 14,066 | 10,079 | 2,932 | 7,127 | 3,937 | 17 | 17 |

¹Persons of negro descent, Chinese, Japanese, and Indians.²Includes all persons of negro descent.

SCHOOL, MILITIA, AND VOTING AGES.

TABLE 21.—FEMALES OF SCHOOL AGE, 5 TO 20 YEARS, INCLUSIVE, BY GENERAL NATIVITY AND COLOR, FOR CITIES HAVING 25,000 INHABITANTS OR MORE: 1900—Continued.

| CITIES. | Aggregate. | Native born. | Foreign born. | Total white. | NATIVE WHITE. | | | Foreign white. | COLORED. ¹ | |
|----------------------|------------|--------------|---------------|--------------|---------------|-----------------|------------------|----------------|-----------------------|---------------------|
| | | | | | Total. | Native parents. | Foreign parents. | | Total. | Negro. ² |
| Lynn, Mass | 9,063 | 7,900 | 1,163 | 8,944 | 7,796 | 3,751 | 4,045 | 1,148 | 119 | 118 |
| McKeesport, Pa | 5,737 | 4,997 | 740 | 5,641 | 4,901 | 2,319 | 2,582 | 740 | 96 | 96 |
| Malden, Mass | 4,816 | 4,153 | 663 | 4,746 | 4,091 | 1,792 | 2,299 | 655 | 70 | 70 |
| Manchester, N. H. | 8,915 | 5,737 | 3,178 | 8,913 | 5,735 | 1,790 | 3,945 | 3,178 | 2 | 2 |
| Memphis, Tenn | 16,210 | 15,993 | 217 | 7,917 | 7,701 | 5,912 | 1,789 | 216 | 8,293 | 8,293 |
| Milwaukee, Wis | 51,032 | 45,267 | 5,765 | 50,939 | 45,174 | 11,580 | 33,594 | 5,765 | 93 | 93 |
| Minneapolis, Minn | 31,414 | 28,097 | 3,317 | 31,222 | 27,906 | 9,858 | 18,048 | 3,316 | 192 | 188 |
| Mobile, Ala | 6,268 | 6,212 | 56 | 3,457 | 3,405 | 2,597 | 808 | 52 | 2,811 | 2,811 |
| Montgomery, Ala | 5,322 | 5,296 | 26 | 2,160 | 2,134 | 1,848 | 286 | 26 | 3,162 | 3,162 |
| Nashville, Tenn | 13,542 | 13,424 | 118 | 8,188 | 8,070 | 6,911 | 1,159 | 118 | 5,354 | 5,354 |
| Newark, N. J. | 38,578 | 33,655 | 4,923 | 37,577 | 32,660 | 12,849 | 19,811 | 4,917 | 1,001 | 1,000 |
| New Bedford, Mass | 9,730 | 6,743 | 2,987 | 9,494 | 6,540 | 2,120 | 4,420 | 2,954 | 236 | 224 |
| New Britain, Conn | 3,904 | 3,223 | 681 | 3,884 | 3,203 | 1,037 | 2,166 | 681 | 20 | 20 |
| Newcastle, Pa | 4,289 | 3,812 | 477 | 4,223 | 3,746 | 2,605 | 1,141 | 477 | 66 | 66 |
| New Haven, Conn | 15,186 | 13,009 | 2,177 | 14,784 | 12,608 | 4,907 | 7,701 | 2,176 | 402 | 402 |
| New Orleans, La | 49,062 | 47,945 | 1,117 | 35,486 | 34,384 | 23,349 | 11,035 | 1,102 | 13,576 | 13,571 |
| Newport, Ky | 4,877 | 4,581 | 96 | 4,603 | 4,507 | 2,712 | 1,795 | 96 | 74 | 74 |
| Newton, Mass | 4,870 | 4,593 | 837 | 4,593 | 3,762 | 1,929 | 1,833 | 836 | 72 | 68 |
| New York, N. Y. | 529,717 | 425,803 | 103,914 | 521,548 | 417,868 | 135,161 | 282,707 | 103,680 | 8,169 | 8,115 |
| Norfolk, Va | 7,346 | 7,274 | 72 | 4,092 | 4,020 | 3,492 | 528 | 72 | 3,254 | 3,254 |
| Oakland, Cal | 9,914 | 9,319 | 595 | 9,782 | 9,192 | 3,894 | 5,298 | 590 | 132 | 122 |
| Omaha, Nebr | 15,805 | 14,145 | 1,660 | 15,310 | 13,650 | 6,423 | 7,227 | 1,660 | 495 | 495 |
| Oshkosh, Wis | 5,000 | 4,629 | 371 | 4,937 | 4,616 | 1,575 | 3,041 | 371 | 13 | 11 |
| Passaic, N. J. | 5,402 | 2,967 | 2,435 | 5,312 | 2,877 | 878 | 1,999 | 2,435 | 90 | 90 |
| Patterson, N. J. | 16,858 | 13,788 | 3,070 | 16,713 | 13,643 | 4,168 | 9,475 | 3,070 | 145 | 145 |
| Pawtucket, R. I. | 5,925 | 4,958 | 972 | 5,902 | 4,931 | 1,693 | 3,238 | 971 | 23 | 23 |
| Peoria, Ill | 8,271 | 7,377 | 894 | 8,117 | 7,723 | 4,458 | 3,265 | 894 | 154 | 154 |
| Philadelphia, Pa | 188,002 | 169,740 | 18,262 | 179,344 | 161,100 | 85,917 | 75,183 | 18,244 | 8,658 | 8,546 |
| Pittsburg, Pa | 50,949 | 45,060 | 5,889 | 48,347 | 42,961 | 18,450 | 24,511 | 5,885 | 2,102 | 2,100 |
| Portland, Me | 6,469 | 5,711 | 758 | 6,432 | 5,631 | 3,235 | 2,446 | 751 | 37 | 35 |
| Portland, Oreg | 11,687 | 10,782 | 905 | 11,521 | 10,640 | 5,497 | 5,143 | 881 | 166 | 70 |
| Providence, R. I. | 24,498 | 20,411 | 4,087 | 23,838 | 19,767 | 7,390 | 12,377 | 4,071 | 660 | 658 |
| Pueblo, Colo | 3,978 | 3,764 | 214 | 3,813 | 3,599 | 2,529 | 1,070 | 214 | 165 | 165 |
| Quincy, Ill | 5,936 | 5,844 | 92 | 5,596 | 5,504 | 3,204 | 2,300 | 92 | 340 | 340 |
| Racine, Wis | 4,915 | 4,380 | 535 | 4,895 | 4,360 | 1,277 | 3,083 | 535 | 20 | 20 |
| Reading, Pa | 12,600 | 12,260 | 340 | 12,527 | 12,187 | 10,481 | 1,706 | 340 | 73 | 73 |
| Richmond, Va | 14,220 | 14,096 | 124 | 8,501 | 8,377 | 7,385 | 992 | 124 | 5,719 | 5,719 |
| Rochester, N. Y. | 25,128 | 22,696 | 2,432 | 25,041 | 22,611 | 9,674 | 12,937 | 2,430 | 87 | 87 |
| Rockford, Ill | 4,771 | 4,291 | 550 | 4,744 | 4,194 | 1,643 | 2,551 | 550 | 27 | 27 |
| Sacramento, Cal | 3,887 | 3,735 | 152 | 3,804 | 3,662 | 1,946 | 1,716 | 142 | 83 | 64 |
| Saginaw, Mich | 7,350 | 6,800 | 550 | 7,304 | 6,758 | 2,263 | 4,495 | 546 | 46 | 46 |
| St. Joseph, Mo | 16,683 | 15,637 | 436 | 15,637 | 15,201 | 11,732 | 3,469 | 436 | 1,046 | 1,046 |
| St. Louis, Mo | 91,923 | 87,742 | 4,181 | 86,921 | 82,742 | 38,612 | 44,130 | 4,179 | 5,002 | 4,999 |
| St. Paul, Minn | 26,559 | 23,785 | 2,774 | 26,337 | 23,565 | 7,234 | 16,331 | 2,772 | 222 | 221 |
| Salem, Mass | 5,218 | 4,163 | 1,055 | 5,197 | 4,142 | 1,627 | 2,515 | 1,055 | 21 | 19 |
| Salt Lake City, Utah | 9,539 | 8,804 | 735 | 9,506 | 8,773 | 3,479 | 5,294 | 733 | 33 | 26 |
| San Antonio, Tex | 9,541 | 8,949 | 592 | 8,222 | 7,633 | 4,239 | 3,394 | 589 | 1,319 | 1,319 |
| San Francisco, Cal | 44,187 | 40,839 | 3,348 | 43,333 | 40,104 | 12,901 | 27,203 | 3,229 | 854 | 182 |
| Savannah, Ga | 8,904 | 8,755 | 149 | 4,128 | 3,980 | 2,846 | 1,134 | 148 | 4,776 | 4,776 |
| Schenectady, N. Y. | 4,077 | 3,615 | 462 | 4,058 | 3,597 | 1,979 | 1,618 | 461 | 19 | 18 |
| Scranton, Pa | 17,419 | 15,559 | 1,860 | 17,362 | 15,503 | 5,344 | 10,159 | 1,859 | 57 | 55 |
| Seattle, Wash | 8,775 | 7,932 | 793 | 8,706 | 7,923 | 4,128 | 3,795 | 783 | 69 | 46 |
| Sioux City, Iowa | 5,311 | 4,977 | 334 | 5,282 | 4,945 | 2,653 | 2,295 | 334 | 29 | 29 |
| Somerville, Mass | 8,371 | 7,297 | 1,074 | 8,354 | 7,284 | 3,187 | 4,097 | 1,070 | 17 | 17 |
| South Bend, Ind | 5,928 | 5,288 | 640 | 5,850 | 5,210 | 2,422 | 2,788 | 640 | 78 | 77 |
| South Omaha, Nebr | 3,690 | 3,394 | 296 | 3,646 | 3,350 | 1,646 | 1,704 | 296 | 44 | 44 |
| Spokane, Wash | 4,913 | 4,575 | 338 | 4,877 | 4,542 | 2,721 | 1,821 | 335 | 36 | 31 |
| Springfield, Ill | 5,515 | 5,314 | 201 | 5,155 | 4,956 | 3,105 | 1,851 | 199 | 360 | 360 |
| Springfield, Mass | 8,495 | 7,518 | 977 | 8,341 | 7,365 | 3,525 | 3,840 | 976 | 154 | 154 |
| Springfield, Ohio | 5,919 | 5,393 | 526 | 5,254 | 5,173 | 3,697 | 1,476 | 526 | 665 | 665 |
| Superior, Wis | 4,548 | 3,858 | 690 | 4,521 | 3,831 | 1,219 | 2,612 | 690 | 27 | 21 |
| Syracuse, N. Y. | 15,998 | 14,558 | 1,440 | 15,856 | 14,418 | 7,272 | 7,146 | 1,438 | 142 | 141 |
| Tacoma, Wash | 5,522 | 5,007 | 515 | 5,474 | 4,961 | 2,300 | 2,661 | 513 | 48 | 31 |
| Taunton, Mass | 4,301 | 3,573 | 728 | 4,233 | 3,553 | 1,574 | 1,984 | 725 | 18 | 18 |
| Terre Haute, Ind | 5,679 | 5,601 | 78 | 5,439 | 5,361 | 4,108 | 1,253 | 78 | 240 | 240 |
| Toledo, Ohio | 21,237 | 19,551 | 1,686 | 21,016 | 19,336 | 9,058 | 10,278 | 1,680 | 221 | 221 |
| Topeka, Kans | 5,626 | 5,454 | 172 | 4,722 | 4,550 | 3,336 | 1,214 | 172 | 904 | 903 |
| Trenton, N. J. | 11,213 | 10,091 | 1,122 | 10,949 | 9,827 | 5,396 | 4,431 | 1,122 | 264 | 264 |
| Troy, N. Y. | 9,172 | 8,445 | 727 | 9,116 | 8,389 | 3,714 | 4,675 | 727 | 56 | 56 |
| Utica, N. Y. | 8,253 | 7,451 | 802 | 8,221 | 7,419 | 3,681 | 3,738 | 802 | 32 | 32 |
| Washington, D. C. | 40,793 | 40,099 | 694 | 26,405 | 25,724 | 20,363 | 5,361 | 681 | 14,338 | 14,376 |
| Waterbury, Conn | 7,093 | 6,930 | 1,163 | 7,013 | 5,351 | 2,005 | 3,346 | 1,162 | 80 | 80 |
| Wheeling, W. Va | 6,237 | 5,988 | 249 | 6,072 | 5,323 | 3,694 | 2,129 | 249 | 165 | 165 |
| Wilkesbarre, Pa | 9,015 | 8,139 | 876 | 8,933 | 8,063 | 3,417 | 4,641 | 875 | 82 | 82 |
| Williamsport, Pa | 4,850 | 4,759 | 91 | 4,628 | 4,537 | 3,526 | 1,011 | 91 | 222 | 222 |
| Wilmington, Del | 11,597 | 11,050 | 547 | 10,074 | 9,527 | 6,536 | 2,991 | 547 | 1,522 | 1,522 |
| Woonsocket, R. I. | 4,841 | 3,259 | 1,582 | 4,840 | 3,253 | 720 | 2,538 | 1,582 | 1 | 1 |
| Worcester, Mass | 16,913 | 14,364 | 2,549 | 16,758 | 14,211 | 5,067 | 9,144 | 2,547 | 155 | 155 |
| Yonkers, N. Y. | 7,510 | 6,436 | 1,074 | 7,337 | 6,263 | 2,410 | 3,853 | 1,074 | 173 | 173 |
| York, Pa | 5,461 | 5,401 | 60 | 5,325 | 5,265 | 4,380 | 435 | 60 | 136 | 136 |
| Youngstown, Ohio | 7,372 | 6,707 | 665 | 7,235 | 6,570 | 2,332 | 4,238 | 665 | 137 | 137 |

¹ Persons of negro descent, Chinese, Japanese, and Indians.

² Includes all persons of negro descent.

STATISTICS OF POPULATION.

TABLE 22.—MALES OF MILITIA AGE, BY GENERAL NATIVITY AND COLOR, BY STATES AND TERRITORIES: 1900.

[The designation "native white—native parents" comprehends all native white persons having either both parents native born, one parent native born and one parent unknown, or both parents unknown, while the designation "native white—foreign parents" comprehends all native white persons having either one or both parents foreign born.]

| STATES AND TERRITORIES. | Aggregate. | Native born. | Foreign born. | Total white. | NATIVE WHITE. | | | Foreign white. | COLORED. ¹ | |
|--------------------------------|------------|--------------|---------------|--------------|---------------|-----------------|------------------|----------------|-----------------------|---------------------|
| | | | | | Total. | Native parents. | Foreign parents. | | Total. | Negro. ² |
| The United States ³ | 16,860,868 | 13,132,280 | 3,228,088 | 14,495,895 | 11,402,408 | 8,071,954 | 3,330,449 | 3,092,992 | 1,864,968 | 1,686,828 |
| Alabama | 328,949 | 824,516 | 4,433 | 187,043 | 182,725 | 175,989 | 6,736 | 4,318 | 141,906 | 141,828 |
| Alaska | 19,708 | 12,371 | 7,332 | 18,329 | 6,999 | 4,431 | 2,568 | 6,330 | 6,374 | 141 |
| Arizona | 34,231 | 24,207 | 10,024 | 27,427 | 18,581 | 12,556 | 6,025 | 8,346 | 6,804 | 1,047 |
| Arkansas | 250,380 | 246,332 | 4,048 | 181,266 | 177,262 | 169,937 | 7,325 | 4,004 | 69,114 | 69,055 |
| California | 378,877 | 251,028 | 127,849 | 342,856 | 243,557 | 140,086 | 103,471 | 99,299 | 36,021 | 2,658 |
| Colorado | 142,136 | 106,609 | 35,527 | 139,020 | 103,376 | 76,092 | 27,784 | 35,144 | 3,116 | 2,501 |
| Connecticut | 207,696 | 181,605 | 76,091 | 208,722 | 128,190 | 72,168 | 56,022 | 75,532 | 3,974 | 3,447 |
| Delaware | 40,029 | 35,681 | 4,348 | 33,361 | 29,069 | 24,084 | 4,985 | 4,292 | 6,668 | 6,622 |
| District of Columbia | 62,981 | 58,087 | 4,894 | 43,957 | 39,457 | 29,807 | 9,650 | 4,500 | 19,024 | 18,677 |
| Florida | 114,500 | 106,566 | 7,934 | 60,777 | 54,489 | 50,283 | 4,206 | 6,288 | 53,723 | 53,546 |
| Georgia | 409,186 | 405,359 | 3,827 | 224,172 | 220,568 | 214,987 | 5,581 | 3,604 | 185,014 | 184,863 |
| Hawaii | 72,596 | 10,064 | 62,532 | 14,553 | 9,763 | 8,175 | 1,588 | 4,790 | 58,043 | 66 |
| Idaho | 41,783 | 31,674 | 10,109 | 39,316 | 30,838 | 20,238 | 10,600 | 8,478 | 2,467 | 104 |
| Illinois | 1,091,472 | 795,822 | 295,650 | 1,065,605 | 771,851 | 455,457 | 315,894 | 294,254 | 25,867 | 24,671 |
| Indiana | 530,615 | 498,893 | 31,722 | 516,250 | 484,715 | 339,203 | 95,512 | 31,635 | 14,365 | 14,147 |
| Indian Territory | 82,252 | 80,475 | 1,777 | 65,880 | 64,133 | 61,675 | 2,458 | 1,747 | 16,372 | 7,640 |
| Iowa | 475,760 | 396,201 | 79,559 | 472,240 | 392,770 | 243,701 | 149,069 | 79,470 | 3,520 | 3,373 |
| Kansas | 304,439 | 272,706 | 31,733 | 298,199 | 261,525 | 202,675 | 58,850 | 31,674 | 11,240 | 10,717 |
| Kentucky | 423,622 | 418,709 | 9,913 | 368,932 | 359,088 | 320,525 | 38,563 | 9,844 | 59,690 | 59,635 |
| Louisiana | 268,739 | 255,082 | 13,657 | 145,839 | 132,732 | 104,614 | 28,118 | 13,107 | 122,900 | 122,381 |
| Maine | 142,175 | 115,499 | 26,676 | 141,616 | 115,111 | 96,430 | 18,681 | 26,505 | 559 | 294 |
| Maryland | 243,776 | 220,933 | 22,848 | 195,596 | 173,274 | 131,720 | 41,554 | 22,322 | 48,180 | 47,746 |
| Massachusetts | 632,369 | 379,147 | 253,222 | 621,270 | 371,651 | 208,316 | 163,335 | 249,619 | 11,099 | 8,523 |
| Michigan | 516,802 | 359,123 | 157,674 | 511,594 | 354,491 | 197,258 | 157,233 | 157,103 | 5,208 | 3,765 |
| Minnesota | 399,734 | 234,386 | 165,348 | 396,315 | 231,175 | 81,312 | 149,863 | 165,140 | 9,419 | 1,772 |
| Mississippi | 239,599 | 237,245 | 2,354 | 121,939 | 119,826 | 115,168 | 4,658 | 2,163 | 167,610 | 167,061 |
| Missouri | 662,928 | 609,646 | 53,282 | 624,616 | 571,731 | 434,375 | 136,356 | 52,885 | 33,312 | 37,949 |
| Montana | 33,574 | 49,533 | 34,041 | 77,798 | 46,912 | 23,454 | 18,458 | 30,886 | 5,776 | 557 |
| Nebraska | 235,572 | 181,752 | 53,820 | 232,839 | 179,160 | 117,542 | 61,613 | 53,679 | 2,733 | 2,010 |
| Nevada | 11,596 | 7,854 | 3,742 | 9,352 | 6,803 | 3,655 | 3,148 | 3,049 | 1,744 | 37 |
| New Hampshire | 88,149 | 61,400 | 26,749 | 87,390 | 61,241 | 47,679 | 13,562 | 26,649 | 259 | 160 |
| New Jersey | 422,753 | 283,427 | 134,331 | 403,873 | 270,879 | 160,562 | 110,317 | 132,994 | 13,885 | 17,653 |
| New Mexico | 41,464 | 36,749 | 4,715 | 38,126 | 33,615 | 29,730 | 3,885 | 4,511 | 3,333 | 653 |
| New York | 1,639,395 | 1,078,237 | 561,158 | 1,605,624 | 1,051,690 | 544,133 | 507,552 | 533,934 | 33,771 | 26,353 |
| North Carolina | 326,202 | 324,355 | 1,347 | 226,576 | 225,287 | 223,643 | 1,644 | 1,239 | 99,626 | 98,691 |
| North Dakota | 80,191 | 37,465 | 42,726 | 78,700 | 36,216 | 16,532 | 19,684 | 42,434 | 1,491 | 93 |
| Ohio | 393,327 | 774,274 | 119,053 | 869,316 | 750,719 | 523,276 | 227,443 | 118,597 | 24,011 | 23,684 |
| Oklahoma | 85,884 | 80,934 | 4,950 | 80,412 | 75,503 | 66,946 | 8,557 | 4,909 | 5,472 | 3,287 |
| Oregon | 105,623 | 80,020 | 25,608 | 96,427 | 78,137 | 59,595 | 18,542 | 18,290 | 9,201 | 455 |
| Pennsylvania | 1,405,916 | 1,066,136 | 339,780 | 1,359,532 | 1,021,670 | 734,531 | 287,139 | 337,862 | 46,334 | 44,302 |
| Rhode Island | 95,737 | 56,459 | 39,278 | 93,277 | 54,430 | 23,476 | 26,004 | 38,797 | 2,460 | 2,142 |
| South Carolina | 236,767 | 235,261 | 1,506 | 106,406 | 104,933 | 102,293 | 2,635 | 1,423 | 130,361 | 130,233 |
| South Dakota | 37,505 | 59,049 | 23,456 | 33,694 | 55,339 | 27,312 | 28,027 | 28,355 | 3,311 | 137 |
| Tennessee | 334,249 | 379,751 | 4,498 | 294,721 | 290,313 | 280,109 | 10,204 | 4,408 | 89,523 | 89,452 |
| Texas | 599,221 | 547,750 | 51,471 | 435,221 | 434,637 | 380,143 | 54,494 | 50,584 | 114,000 | 113,343 |
| Utah | 33,755 | 40,633 | 13,072 | 52,262 | 39,320 | 14,973 | 24,342 | 12,442 | 1,493 | 327 |
| Vermont | 70,850 | 58,259 | 12,591 | 70,615 | 58,059 | 42,351 | 15,708 | 12,556 | 235 | 204 |
| Virginia | 346,030 | 340,247 | 5,783 | 229,857 | 224,345 | 216,838 | 7,457 | 5,512 | 116,173 | 115,372 |
| Washington | 149,536 | 100,731 | 48,855 | 140,131 | 97,925 | 70,391 | 27,534 | 42,206 | 9,455 | 1,009 |
| West Virginia | 200,503 | 192,516 | 7,987 | 186,333 | 178,394 | 166,264 | 12,630 | 7,939 | 13,670 | 13,621 |
| Wisconsin | 425,825 | 290,391 | 134,934 | 423,339 | 288,588 | 88,665 | 199,923 | 134,751 | 2,436 | 746 |
| Wyoming | 32,988 | 24,153 | 8,830 | 31,621 | 23,341 | 16,037 | 7,304 | 8,280 | 1,367 | 449 |

¹ Persons of negro descent, Chinese, Japanese, and Indians.

² Includes all persons of negro descent.

³ Includes persons in the military and naval service of the United States (including civilian employees, etc.) stationed abroad, not credited to any state or territory.

SCHOOL, MILITIA, AND VOTING AGES.

TABLE 23.—MALES OF MILITIA AGE, BY GENERAL NATIVITY AND COLOR, FOR CITIES HAVING 25,000 INHABITANTS OR MORE: 1900.

[The designation "native white—native parents" comprehends all native white persons having either both parents native born, one parent native born and one parent unknown, or both parents unknown, while the designation "native white—foreign parents" comprehends all native white persons having either one or both parents foreign born.]

| CITIES. | Aggregate. | Native born. | Foreign born. | Total white. | NATIVE WHITE. | | | Foreign white. | COLORED. ¹ | |
|----------------------|------------|--------------|---------------|--------------|---------------|-----------------|------------------|----------------|-----------------------|---------------------|
| | | | | | Total. | Native parents. | Foreign parents. | | Total. | Negro. ² |
| Akron, Ohio | 10,180 | 8,184 | 1,996 | 10,044 | 8,053 | 5,240 | 2,813 | 1,991 | 136 | 134 |
| Albany, N. Y. | 21,119 | 17,590 | 3,529 | 20,746 | 17,235 | 7,518 | 9,717 | 3,511 | 373 | 366 |
| Allegheny, Pa. | 23,581 | 23,009 | 10,572 | 32,569 | 22,024 | 11,895 | 10,629 | 10,545 | 1,012 | 991 |
| Allentown, Pa. | 7,767 | 6,906 | 861 | 7,730 | 6,876 | 5,710 | 1,166 | 854 | 37 | 33 |
| Altoona, Pa. | 8,809 | 7,817 | 992 | 8,699 | 7,709 | 6,239 | 1,470 | 990 | 110 | 109 |
| Atlanta, Ga. | 19,143 | 18,373 | 775 | 12,601 | 11,861 | 10,933 | 923 | 740 | 6,547 | 6,515 |
| Atlantic City, N. J. | 7,497 | 6,439 | 1,008 | 5,340 | 4,407 | 3,370 | 1,037 | 933 | 2,157 | 2,111 |
| Auburn, N. Y. | 7,634 | 6,139 | 1,445 | 7,468 | 6,036 | 3,151 | 2,885 | 1,432 | 166 | 146 |
| Augusta, Ga. | 8,523 | 8,263 | 265 | 4,739 | 4,500 | 3,950 | 570 | 239 | 3,739 | 3,763 |
| Baltimore, Md. | 110,530 | 93,553 | 16,977 | 92,437 | 75,913 | 47,147 | 28,766 | 16,524 | 18,033 | 17,709 |
| Bay City, Mich. | 5,224 | 3,023 | 2,201 | 5,205 | 3,007 | 1,058 | 1,949 | 2,198 | 19 | 19 |
| Bayonne, N. J. | 7,901 | 3,848 | 4,053 | 7,795 | 3,773 | 1,599 | 2,174 | 4,022 | 106 | 75 |
| Binghamton, N. Y. | 8,750 | 7,657 | 1,093 | 8,646 | 7,559 | 5,560 | 1,999 | 1,087 | 104 | 101 |
| Birmingham, Ala. | 10,873 | 10,023 | 655 | 6,370 | 5,726 | 5,027 | 699 | 644 | 4,308 | 4,302 |
| Boston, Mass. | 133,543 | 77,736 | 60,312 | 133,900 | 74,299 | 32,991 | 41,308 | 59,601 | 4,648 | 3,699 |
| Bridgeport, Conn. | 17,629 | 9,940 | 7,689 | 17,239 | 9,664 | 4,554 | 5,110 | 7,625 | 340 | 232 |
| Brockton, Mass. | 9,763 | 6,590 | 3,173 | 9,642 | 6,508 | 4,333 | 2,125 | 3,134 | 126 | 85 |
| Buffalo, N. Y. | 73,713 | 48,994 | 29,719 | 78,056 | 43,494 | 17,523 | 30,971 | 29,592 | 627 | 544 |
| Butte, Mont. | 11,556 | 6,413 | 5,143 | 11,279 | 6,316 | 3,095 | 3,221 | 4,963 | 277 | 86 |
| Cambridge, Mass. | 21,881 | 12,736 | 9,085 | 20,377 | 12,026 | 5,870 | 6,156 | 8,851 | 1,004 | 902 |
| Camden, N. J. | 16,792 | 13,993 | 2,799 | 15,478 | 12,733 | 9,197 | 3,536 | 2,745 | 1,314 | 1,269 |
| Canton, Ohio | 6,791 | 5,769 | 1,022 | 6,744 | 5,724 | 3,858 | 1,866 | 1,020 | 47 | 45 |
| Cedar Rapids, Iowa | 5,749 | 4,531 | 1,218 | 5,698 | 4,480 | 2,939 | 1,541 | 1,213 | 51 | 51 |
| Charleston, S. C. | 11,506 | 10,334 | 622 | 5,141 | 4,565 | 3,352 | 1,213 | 576 | 6,365 | 6,332 |
| Chattanooga, Tenn. | 7,722 | 7,463 | 259 | 4,399 | 4,141 | 3,536 | 605 | 258 | 3,323 | 3,323 |
| Chelsea, Mass. | 7,503 | 4,067 | 3,436 | 7,300 | 3,949 | 2,105 | 1,844 | 3,351 | 203 | 161 |
| Chester, Pa. | 5,131 | 6,689 | 1,492 | 6,904 | 5,438 | 3,459 | 1,979 | 1,466 | 1,277 | 1,254 |
| Chicago, Ill. | 420,136 | 223,423 | 196,713 | 403,212 | 212,597 | 83,896 | 123,701 | 195,615 | 11,924 | 10,933 |
| Cincinnati, Ohio | 73,316 | 61,210 | 12,106 | 69,142 | 57,063 | 19,832 | 37,131 | 12,079 | 4,174 | 4,166 |
| Cleveland, Ohio | 90,621 | 51,342 | 39,279 | 88,475 | 49,353 | 19,234 | 30,069 | 39,122 | 2,146 | 2,053 |
| Columbus, Ohio | 31,534 | 23,470 | 3,114 | 29,060 | 25,962 | 18,011 | 7,951 | 3,098 | 2,524 | 2,509 |
| Council Bluffs, Iowa | 5,376 | 4,868 | 1,008 | 5,815 | 4,808 | 3,330 | 1,478 | 1,007 | 61 | 60 |
| Covington, Ky. | 9,213 | 8,314 | 904 | 8,620 | 7,731 | 3,492 | 4,239 | 889 | 593 | 535 |
| Dallas, Tex. | 10,360 | 9,234 | 1,076 | 8,103 | 7,052 | 5,909 | 1,143 | 1,056 | 2,232 | 2,234 |
| Davenport, Iowa | 7,594 | 5,711 | 1,883 | 7,451 | 5,572 | 1,970 | 3,602 | 1,879 | 143 | 141 |
| Dayton, Ohio | 20,117 | 17,716 | 2,401 | 19,154 | 16,769 | 10,433 | 6,281 | 2,335 | 963 | 944 |
| Denver, Colo. | 31,479 | 23,724 | 7,755 | 30,259 | 22,634 | 14,926 | 7,758 | 7,575 | 1,220 | 1,040 |
| Des Moines, Iowa | 14,544 | 12,316 | 2,228 | 14,060 | 11,840 | 8,703 | 3,132 | 2,220 | 434 | 430 |
| Detroit, Mich. | 62,135 | 35,782 | 26,353 | 61,041 | 34,814 | 12,310 | 22,004 | 26,227 | 1,094 | 1,031 |
| Dubuque, Iowa | 3,614 | 7,074 | 1,540 | 8,576 | 7,033 | 2,350 | 4,683 | 1,533 | 33 | 36 |
| Duluth, Minn. | 16,215 | 6,939 | 9,276 | 16,064 | 6,306 | 3,034 | 3,272 | 9,253 | 151 | 126 |
| Easton, Pa. | 5,751 | 5,244 | 507 | 5,655 | 5,155 | 3,936 | 1,169 | 500 | 96 | 90 |
| East St. Louis, Ill. | 8,433 | 7,031 | 1,407 | 7,891 | 6,498 | 3,561 | 2,937 | 1,393 | 597 | 535 |
| Elizabeth, N. J. | 12,462 | 7,438 | 4,974 | 12,193 | 7,249 | 2,933 | 4,311 | 4,949 | 264 | 239 |
| Elmira, N. Y. | 8,836 | 7,319 | 1,567 | 8,611 | 7,063 | 4,330 | 2,733 | 1,543 | 275 | 263 |
| Erie, Pa. | 11,931 | 8,461 | 3,470 | 11,378 | 8,414 | 3,671 | 4,743 | 3,464 | 53 | 49 |
| Evansville, Ind. | 13,747 | 12,733 | 959 | 11,731 | 10,776 | 5,566 | 5,210 | 955 | 2,016 | 2,013 |
| Fall River, Mass. | 21,936 | 8,525 | 13,461 | 21,349 | 8,455 | 2,431 | 5,974 | 13,394 | 137 | 63 |
| Fitchburg, Mass. | 7,117 | 3,809 | 3,303 | 7,071 | 3,733 | 2,052 | 1,731 | 3,238 | 46 | 22 |
| Fort Wayne, Ind. | 9,808 | 8,202 | 1,606 | 9,710 | 8,117 | 4,051 | 4,066 | 1,593 | 98 | 84 |
| Fort Worth, Tex. | 6,725 | 6,125 | 600 | 5,633 | 5,073 | 4,333 | 685 | 530 | 1,072 | 1,056 |
| Galveston, Tex. | 8,309 | 6,936 | 1,931 | 5,971 | 5,071 | 2,572 | 2,499 | 1,865 | 1,373 | 1,315 |
| Gloucester, Mass. | 6,829 | 3,370 | 3,459 | 6,735 | 3,357 | 1,378 | 1,479 | 3,423 | 44 | 15 |
| Grand Rapids, Mich. | 18,714 | 11,339 | 6,225 | 18,569 | 11,767 | 6,022 | 5,745 | 6,802 | 145 | 133 |
| Harrisburg, Pa. | 11,410 | 10,311 | 599 | 10,441 | 9,348 | 8,517 | 1,331 | 593 | 969 | 962 |
| Hartford, Conn. | 21,413 | 13,321 | 8,092 | 20,304 | 12,815 | 6,769 | 6,046 | 7,939 | 609 | 512 |
| Haverhill, Mass. | 8,223 | 5,669 | 2,554 | 5,103 | 5,535 | 3,791 | 1,794 | 2,523 | 115 | 83 |
| Hoboken, N. J. | 13,956 | 7,187 | 6,769 | 13,376 | 7,163 | 1,922 | 5,241 | 6,713 | 80 | 26 |
| Holyoke, Mass. | 9,795 | 4,315 | 5,480 | 9,753 | 4,305 | 1,454 | 2,851 | 5,453 | 37 | 10 |
| Honolulu, Hawaii | 14,550 | 4,400 | 10,150 | 6,074 | 4,139 | 3,279 | 910 | 1,835 | 3,476 | 45 |
| Houston, Tex. | 11,042 | 9,610 | 1,432 | 7,796 | 6,411 | 4,417 | 1,994 | 1,335 | 3,246 | 3,217 |
| Indianapolis, Ind. | 40,372 | 36,174 | 4,193 | 36,230 | 32,116 | 21,930 | 10,136 | 4,164 | 4,032 | 4,063 |
| Jackson, Mich. | 5,961 | 4,922 | 1,039 | 5,799 | 4,796 | 3,123 | 1,668 | 1,003 | 162 | 156 |
| Jacksonville, Fla. | 6,527 | 6,141 | 336 | 2,373 | 2,533 | 2,224 | 329 | 325 | 3,649 | 3,623 |
| Jersey City, N. J. | 49,064 | 30,303 | 13,156 | 47,793 | 29,348 | 11,055 | 18,793 | 17,945 | 1,271 | 1,073 |
| Johnstown, Pa. | 9,332 | 6,026 | 3,306 | 9,222 | 5,923 | 3,332 | 2,091 | 3,299 | 110 | 103 |
| Joliet, Ill. | 7,341 | 4,122 | 3,219 | 7,075 | 3,377 | 1,572 | 2,305 | 3,133 | 266 | 252 |
| Joplin, Mo. | 6,352 | 6,551 | 301 | 6,617 | 6,321 | 5,599 | 722 | 296 | 235 | 230 |
| Kansas City, Kans. | 12,637 | 10,319 | 2,318 | 11,100 | 8,791 | 6,349 | 2,442 | 2,309 | 1,537 | 1,533 |
| Kansas City, Mo. | 43,633 | 37,907 | 5,776 | 33,435 | 32,734 | 24,556 | 8,178 | 5,701 | 5,243 | 5,136 |
| Knoxville, Tenn. | 7,422 | 7,219 | 203 | 5,794 | 5,593 | 5,134 | 459 | 201 | 1,623 | 1,623 |
| La Crosse, Wis. | 3,664 | 3,924 | 1,740 | 5,650 | 3,912 | 1,163 | 2,749 | 1,733 | 14 | 13 |
| Lancaster, Pa. | 8,463 | 7,804 | 659 | 3,273 | 7,633 | 5,325 | 1,808 | 645 | 135 | 172 |
| Lawrence, Mass. | 14,471 | 6,065 | 8,406 | 14,404 | 6,043 | 2,043 | 4,000 | 8,361 | 67 | 21 |
| Lexington, Ky. | 5,327 | 5,646 | 131 | 3,760 | 3,531 | 2,949 | 632 | 179 | 2,067 | 2,065 |
| Lincoln, Nebr. | 10,573 | 9,004 | 1,569 | 10,323 | 8,773 | 6,367 | 1,906 | 1,550 | 250 | 233 |
| Little Rock, Ark. | 9,664 | 9,016 | 648 | 6,080 | 5,440 | 4,333 | 1,107 | 640 | 3,534 | 3,533 |
| Los Angeles, Cal. | 23,193 | 16,936 | 6,207 | 21,344 | 16,422 | 11,312 | 5,110 | 4,922 | 1,849 | 471 |
| Louisville, Ky. | 43,217 | 43,823 | 4,394 | 37,302 | 33,421 | 18,030 | 15,391 | 4,381 | 10,415 | 10,413 |
| Lowell, Mass. | 21,936 | 9,320 | 12,116 | 21,343 | 9,731 | 4,137 | 5,644 | 12,067 | 33 | 39 |

¹ Persons of negro descent, Chinese, Japanese, and Indians.

² Includes all persons of negro descent.

STATISTICS OF POPULATION.

TABLE 23.—MALES OF MILITIA AGE, BY GENERAL NATIVITY AND COLOR, FOR CITIES HAVING 25,000 INHABITANTS OR MORE: 1900—Continued.

| CITIES. | Aggregate. | Native born. | Foreign born. | Total white. | NATIVE WHITE. | | | Foreign white. | COLORED. ¹ | |
|----------------------|------------|--------------|---------------|--------------|---------------|-----------------|------------------|----------------|-----------------------|---------------------|
| | | | | | Total. | Native parents. | Foreign parents. | | Total. | Negro. ² |
| Lynn, Mass | 16,015 | 10,585 | 5,480 | 15,797 | 10,423 | 6,564 | 3,859 | 5,374 | 218 | 163 |
| McKeesport, Pa | 8,519 | 4,866 | 3,653 | 8,246 | 4,594 | 2,887 | 1,707 | 3,652 | 273 | 271 |
| Malden, Mass | 7,093 | 4,372 | 2,721 | 6,986 | 4,304 | 2,710 | 1,594 | 2,682 | 107 | 87 |
| Manchester, N. H. | 12,096 | 5,660 | 6,436 | 12,060 | 5,652 | 3,085 | 2,567 | 6,408 | 36 | 8 |
| Memphis, Tenn | 26,895 | 25,430 | 1,465 | 14,087 | 12,645 | 9,573 | 3,072 | 1,442 | 12,808 | 12,788 |
| Milwaukee, Wis | 60,540 | 35,474 | 25,066 | 60,215 | 35,171 | 7,215 | 27,956 | 25,044 | 325 | 312 |
| Minneapolis, Minn | 51,682 | 29,072 | 22,610 | 51,150 | 28,557 | 13,993 | 14,564 | 22,593 | 522 | 516 |
| Mobile, Ala | 3,391 | 7,916 | 475 | 4,761 | 4,338 | 2,706 | 1,632 | 423 | 3,680 | 3,609 |
| Montgomery, Ala | 6,169 | 5,983 | 186 | 3,111 | 2,935 | 2,490 | 445 | 176 | 3,053 | 3,045 |
| Nashville, Tenn | 13,086 | 17,409 | 677 | 11,942 | 11,293 | 9,348 | 1,945 | 649 | 6,144 | 6,124 |
| Newark, N. J. | 56,374 | 34,767 | 21,607 | 54,547 | 33,159 | 13,732 | 19,427 | 21,888 | 1,827 | 1,623 |
| New Bedford, Mass | 13,460 | 6,113 | 7,347 | 12,991 | 5,866 | 3,147 | 2,719 | 7,125 | 469 | 423 |
| New Britain, Conn | 6,713 | 3,212 | 3,506 | 6,682 | 3,136 | 1,300 | 1,836 | 3,496 | 36 | 25 |
| Newcastle, Pa | 7,491 | 5,863 | 2,123 | 7,331 | 5,210 | 3,905 | 1,305 | 2,121 | 160 | 155 |
| New Haven, Conn | 25,710 | 16,673 | 9,077 | 24,984 | 16,041 | 8,276 | 7,765 | 8,943 | 726 | 648 |
| New Orleans, La | 60,796 | 54,504 | 6,292 | 44,452 | 38,579 | 17,598 | 20,981 | 5,873 | 16,344 | 16,019 |
| Newport, Ky | 6,204 | 5,521 | 653 | 6,131 | 5,448 | 1,957 | 3,491 | 683 | 73 | 73 |
| Newton, Mass | 6,901 | 4,133 | 2,713 | 6,756 | 4,089 | 2,637 | 1,452 | 2,667 | 145 | 98 |
| New York, N. Y. | 822,172 | 423,331 | 396,791 | 800,574 | 410,009 | 144,174 | 265,835 | 390,565 | 21,593 | 16,518 |
| Norfolk, Va | 11,683 | 11,053 | 630 | 8,395 | 5,347 | 5,222 | 625 | 548 | 5,283 | 5,221 |
| Oakland, Cal | 14,688 | 10,073 | 4,615 | 13,605 | 9,721 | 4,782 | 4,939 | 3,884 | 1,083 | 265 |
| Omaha, Nebr | 23,761 | 20,853 | 7,908 | 27,565 | 19,733 | 12,869 | 6,869 | 7,827 | 1,196 | 1,123 |
| Oshkosh, Wis | 5,687 | 3,800 | 5,659 | 3,787 | 1,267 | 2,520 | 1,872 | 28 | 11 | 11 |
| Passaic, N. J. | 6,605 | 2,365 | 4,240 | 6,496 | 2,275 | 1,025 | 1,247 | 4,221 | 109 | 89 |
| Paterson, N. J. | 23,692 | 12,095 | 11,597 | 23,293 | 11,803 | 4,591 | 7,212 | 11,490 | 399 | 235 |
| Pawtucket, R. I. | 8,669 | 4,999 | 3,670 | 8,600 | 4,955 | 2,044 | 2,911 | 3,645 | 69 | 42 |
| Peoria, Ill | 14,660 | 12,372 | 2,288 | 14,143 | 11,867 | 6,541 | 5,326 | 2,276 | 517 | 507 |
| Philadelphia, Pa | 302,440 | 217,663 | 84,777 | 284,031 | 200,437 | 111,610 | 88,847 | 88,574 | 18,409 | 17,465 |
| Pittsburg, Pa | 31,332 | 51,951 | 29,981 | 75,787 | 45,949 | 22,276 | 23,674 | 23,358 | 6,145 | 6,028 |
| Portland, Me | 10,375 | 3,127 | 2,748 | 10,793 | 8,079 | 5,658 | 2,421 | 2,714 | 82 | 61 |
| Portland, Oreg | 29,597 | 18,340 | 11,257 | 23,778 | 17,453 | 11,443 | 6,010 | 6,325 | 5,819 | 335 |
| Providence, R. I. | 40,919 | 24,102 | 16,817 | 39,552 | 23,079 | 11,246 | 11,833 | 16,473 | 1,367 | 1,170 |
| Pueblo, Colo | 8,312 | 6,066 | 2,246 | 7,832 | 5,674 | 4,337 | 1,337 | 2,208 | 430 | 393 |
| Quincy, Ill | 7,377 | 6,926 | 751 | 7,216 | 6,474 | 2,321 | 3,553 | 742 | 461 | 458 |
| Racine, Wis | 6,370 | 3,704 | 2,866 | 6,546 | 3,633 | 1,041 | 2,642 | 2,863 | 24 | 21 |
| Reading, Pa | 17,704 | 15,859 | 1,845 | 17,525 | 15,696 | 13,445 | 2,251 | 1,829 | 179 | 167 |
| Richmond, Va | 19,048 | 18,315 | 733 | 11,841 | 11,132 | 9,584 | 1,548 | 7,09 | 7,207 | 7,191 |
| Rochester, N. Y. | 35,168 | 24,795 | 10,373 | 35,021 | 24,664 | 9,356 | 14,308 | 10,357 | 147 | 136 |
| Rockford, Ill | 6,686 | 3,800 | 2,856 | 6,619 | 3,735 | 1,949 | 1,786 | 2,884 | 67 | 65 |
| Sacramento, Cal | 8,019 | 5,633 | 2,336 | 7,061 | 5,549 | 2,376 | 2,673 | 1,512 | 953 | 100 |
| Saginaw, Mich | 3,773 | 5,852 | 2,921 | 3,645 | 5,736 | 2,240 | 3,496 | 2,909 | 128 | 126 |
| St. Joseph, Mo | 30,644 | 23,200 | 2,444 | 28,693 | 26,256 | 20,520 | 5,736 | 2,437 | 1,951 | 1,945 |
| St. Louis, Mo | 138,008 | 103,629 | 29,379 | 128,031 | 98,907 | 36,793 | 62,109 | 29,124 | 9,977 | 9,747 |
| St. Paul, Minn | 42,182 | 26,570 | 15,612 | 41,280 | 25,710 | 10,937 | 14,773 | 15,570 | 902 | 876 |
| Salem, Mass | 7,511 | 4,559 | 2,952 | 7,442 | 4,523 | 2,262 | 2,261 | 2,919 | 69 | 36 |
| Salt Lake City, Utah | 10,323 | 7,503 | 2,320 | 10,134 | 7,410 | 3,173 | 4,237 | 2,724 | 189 | 90 |
| San Antonio, Tex | 11,414 | 8,917 | 2,497 | 9,641 | 7,191 | 4,114 | 3,077 | 2,450 | 1,773 | 1,734 |
| San Francisco, Cal | 95,680 | 56,109 | 39,571 | 86,510 | 54,522 | 19,949 | 34,573 | 31,938 | 9,170 | 451 |
| Savannah, Ga | 13,689 | 12,567 | 1,122 | 6,589 | 5,549 | 4,116 | 1,433 | 1,040 | 7,100 | 7,062 |
| Schenectady, N. Y. | 9,368 | 6,776 | 2,592 | 9,322 | 6,749 | 4,295 | 2,454 | 2,573 | 46 | 26 |
| Seranton, Pa | 23,476 | 14,047 | 9,429 | 23,278 | 13,859 | 5,124 | 8,735 | 9,419 | 193 | 187 |
| Seattle, Wash | 30,513 | 19,133 | 11,330 | 27,555 | 18,933 | 13,953 | 5,025 | 8,572 | 2,953 | 109 |
| Sioux City, Iowa | 8,158 | 6,000 | 2,133 | 8,073 | 5,913 | 3,560 | 2,353 | 2,155 | 85 | 83 |
| Somerville, Mass | 13,640 | 8,541 | 5,099 | 13,540 | 8,495 | 5,229 | 3,266 | 5,045 | 100 | 40 |
| South Bend, Ind | 8,433 | 5,574 | 2,864 | 8,235 | 5,338 | 3,499 | 1,839 | 2,847 | 203 | 136 |
| South Omaha, Nebr | 9,518 | 6,937 | 2,581 | 9,189 | 6,613 | 4,537 | 2,081 | 2,571 | 329 | 319 |
| Spokane, Wash | 12,234 | 8,737 | 3,447 | 11,553 | 8,650 | 6,066 | 2,584 | 3,203 | 376 | 137 |
| Springfield, Ill | 7,474 | 6,441 | 1,033 | 6,924 | 5,899 | 3,401 | 2,498 | 1,025 | 550 | 546 |
| Springfield, Mass | 13,923 | 9,648 | 4,230 | 13,666 | 9,432 | 5,630 | 3,802 | 4,234 | 262 | 222 |
| Springfield, Ohio | 8,937 | 8,213 | 724 | 7,926 | 7,205 | 4,990 | 2,215 | 721 | 1,011 | 1,003 |
| Superior, Wis | 10,205 | 4,592 | 5,613 | 10,129 | 4,323 | 2,154 | 2,369 | 5,606 | 76 | 66 |
| Syracuse, N. Y. | 24,333 | 18,576 | 6,312 | 24,594 | 18,306 | 8,393 | 9,413 | 6,283 | 294 | 276 |
| Tacoma, Wash | 10,754 | 5,963 | 4,786 | 10,122 | 5,825 | 3,332 | 1,943 | 4,297 | 632 | 137 |
| Taunton, Mass | 6,881 | 4,167 | 2,714 | 6,769 | 4,143 | 2,157 | 1,986 | 2,626 | 112 | 99 |
| Terre Haute, Ind | 8,545 | 3,002 | 543 | 8,143 | 7,606 | 5,439 | 2,167 | 537 | 402 | 396 |
| Toledo, Ohio | 29,953 | 22,275 | 7,673 | 29,469 | 21,338 | 11,250 | 10,583 | 7,631 | 434 | 454 |
| Topeka, Kans | 6,757 | 6,002 | 755 | 5,875 | 5,124 | 4,003 | 1,116 | 751 | 832 | 879 |
| Trenton, N. J. | 17,529 | 11,933 | 5,541 | 16,771 | 11,234 | 6,376 | 4,408 | 5,437 | 753 | 706 |
| Troy, N. Y. | 12,932 | 9,850 | 3,032 | 12,322 | 9,762 | 3,771 | 5,991 | 3,060 | 110 | 89 |
| Utica, N. Y. | 12,197 | 8,899 | 3,293 | 12,130 | 8,833 | 3,644 | 5,189 | 3,297 | 67 | 65 |
| Washington, D. C. | 62,981 | 58,037 | 4,894 | 43,957 | 39,457 | 29,307 | 9,650 | 4,500 | 19,024 | 18,677 |
| Waterbury, Conn | 11,671 | 6,227 | 5,444 | 11,466 | 6,070 | 2,550 | 5,396 | 5,396 | 205 | 155 |
| Wheeling, W. Va | 8,901 | 7,643 | 1,258 | 8,615 | 7,364 | 3,662 | 3,702 | 1,251 | 286 | 230 |
| Wilkesbarre, Pa | 11,133 | 7,397 | 3,741 | 10,955 | 7,219 | 3,407 | 3,812 | 3,736 | 133 | 173 |
| Williamsport, Pa | 5,602 | 5,139 | 413 | 5,413 | 5,007 | 3,745 | 1,262 | 411 | 134 | 132 |
| Wilmington, Del | 18,319 | 14,909 | 3,410 | 15,903 | 12,526 | 8,379 | 3,647 | 3,377 | 2,416 | 2,390 |
| Woonsocket, R. I. | 6,042 | 2,639 | 3,353 | 6,025 | 2,633 | 843 | 1,840 | 3,342 | 17 | 3 |
| Worcester, Mass | 28,549 | 15,916 | 12,633 | 23,133 | 15,655 | 7,733 | 7,922 | 12,523 | 366 | 269 |
| Yonkers, N. Y. | 11,164 | 6,431 | 4,633 | 10,374 | 6,237 | 2,707 | 3,530 | 4,637 | 290 | 244 |
| York, Pa | 7,290 | 7,037 | 253 | 7,107 | 6,859 | 6,049 | 310 | 243 | 133 | 131 |
| Youngstown, Ohio | 11,251 | 6,799 | 4,452 | 10,965 | 6,523 | 2,994 | 3,529 | 4,442 | 236 | 277 |

¹ Persons of negro descent, Chinese, Japanese, and Indians.² Includes all persons of negro descent.

SCHOOL, MILITIA, AND VOTING AGES.

TABLE 24.—MALES OF VOTING AGE, BY GENERAL NATIVITY AND COLOR, BY STATES AND TERRITORIES: 1900.

[The designation "native white—native parents" comprehends all native white persons having either both parents native born, one parent native born and one parent unknown, or both parents unknown, while the designation "native white—foreign parents" comprehends all native white persons having either one or both parents foreign born.]

| STATES AND TERRITORIES. | Aggregate. | Native born. | Foreign born. | Total white. | NATIVE WHITE. | | | Foreign white. | COLORED. ¹ | |
|--------------------------------------|------------|--------------|---------------|--------------|---------------|-----------------|------------------|----------------|-----------------------|---------------------|
| | | | | | Total. | Native parents. | Foreign parents. | | Total. | Negro. ² |
| The United States ³ | 21,329,819 | 16,227,285 | 5,102,534 | 19,086,143 | 14,103,619 | 10,636,898 | 3,466,721 | 4,932,524 | 2,293,676 | 2,065,989 |
| Alabama..... | 413,862 | 405,598 | 8,264 | 232,294 | 224,212 | 216,050 | 8,162 | 8,082 | 181,568 | 181,471 |
| Alaska..... | 37,956 | 26,489 | 11,467 | 25,953 | 18,001 | 15,146 | 2,855 | 7,952 | 12,003 | 141 |
| Arizona..... | 44,081 | 30,306 | 13,775 | 34,911 | 22,750 | 16,183 | 6,567 | 12,161 | 9,170 | 1,084 |
| Arkansas..... | 313,836 | 305,464 | 8,372 | 226,597 | 218,319 | 208,967 | 9,352 | 8,278 | 87,239 | 87,157 |
| California..... | 544,087 | 318,817 | 225,270 | 489,545 | 309,251 | 201,584 | 107,667 | 180,294 | 54,542 | 3,711 |
| Colorado..... | 185,708 | 133,935 | 51,773 | 181,616 | 130,454 | 99,563 | 30,891 | 51,162 | 4,092 | 3,215 |
| Connecticut..... | 280,340 | 178,248 | 107,092 | 275,126 | 168,723 | 113,768 | 54,955 | 106,403 | 5,214 | 4,576 |
| Delaware..... | 54,018 | 47,202 | 6,816 | 45,592 | 38,845 | 33,270 | 5,575 | 6,747 | 8,426 | 8,374 |
| District of Columbia..... | 83,823 | 73,722 | 10,101 | 60,318 | 50,718 | 39,557 | 11,161 | 9,600 | 23,505 | 23,072 |
| Florida..... | 139,601 | 127,865 | 11,736 | 77,962 | 68,237 | 63,272 | 4,965 | 9,725 | 61,639 | 61,417 |
| Georgia..... | 500,752 | 493,740 | 7,012 | 277,496 | 270,789 | 263,929 | 6,860 | 6,707 | 223,256 | 223,073 |
| Hawaii..... | 79,607 | 13,064 | 66,543 | 19,576 | 12,876 | 11,314 | 1,562 | 6,700 | 60,031 | 93 |
| Idaho..... | 53,932 | 38,185 | 15,747 | 50,328 | 36,837 | 25,786 | 11,051 | 13,491 | 3,604 | 130 |
| Illinois..... | 1,401,456 | 932,574 | 468,882 | 1,370,209 | 903,086 | 586,773 | 316,313 | 467,123 | 31,247 | 29,762 |
| Indiana..... | 720,206 | 646,889 | 73,317 | 701,761 | 628,674 | 517,446 | 111,228 | 73,087 | 18,445 | 18,186 |
| Indian Territory..... | 97,361 | 94,361 | 3,000 | 77,865 | 74,922 | 71,736 | 3,186 | 2,943 | 19,496 | 9,146 |
| Iowa..... | 685,298 | 477,273 | 158,025 | 630,665 | 472,759 | 321,513 | 151,246 | 157,906 | 4,633 | 4,441 |
| Kansas..... | 413,786 | 346,761 | 67,025 | 398,552 | 331,614 | 268,688 | 62,926 | 66,938 | 15,234 | 14,695 |
| Kentucky..... | 543,996 | 513,772 | 25,224 | 469,206 | 444,067 | 402,244 | 41,823 | 25,139 | 74,790 | 74,723 |
| Louisiana..... | 325,943 | 299,772 | 26,171 | 177,873 | 152,538 | 121,356 | 31,182 | 25,340 | 148,065 | 147,343 |
| Maine..... | 217,663 | 178,931 | 38,732 | 216,856 | 178,341 | 157,377 | 20,964 | 38,515 | 807 | 445 |
| Maryland..... | 321,903 | 279,216 | 42,687 | 260,979 | 218,968 | 172,003 | 46,965 | 42,011 | 60,924 | 60,406 |
| Massachusetts..... | 343,465 | 495,734 | 347,731 | 830,049 | 486,527 | 320,943 | 165,584 | 343,522 | 13,416 | 10,456 |
| Michigan..... | 719,473 | 457,353 | 262,125 | 712,245 | 450,330 | 288,293 | 162,537 | 261,415 | 7,233 | 5,193 |
| Minnesota..... | 506,794 | 245,768 | 261,026 | 502,334 | 241,631 | 104,577 | 137,054 | 260,753 | 4,410 | 2,163 |
| Mississippi..... | 349,177 | 344,151 | 5,026 | 150,530 | 145,315 | 140,065 | 5,750 | 4,715 | 198,647 | 197,936 |
| Missouri..... | 356,634 | 743,659 | 113,025 | 809,797 | 697,314 | 551,438 | 145,876 | 112,483 | 46,887 | 46,418 |
| Montana..... | 101,931 | 58,237 | 43,694 | 94,873 | 54,390 | 35,130 | 19,760 | 39,983 | 7,058 | 711 |
| Nebraska..... | 301,091 | 209,961 | 91,130 | 297,317 | 206,892 | 147,503 | 59,334 | 90,925 | 3,274 | 2,293 |
| Nevada..... | 17,710 | 10,523 | 7,187 | 14,652 | 8,355 | 5,431 | 3,424 | 5,797 | 3,053 | 70 |
| New Hampshire..... | 130,937 | 96,099 | 34,838 | 130,643 | 95,379 | 82,333 | 13,496 | 34,769 | 339 | 230 |
| New Jersey..... | 555,608 | 357,447 | 198,161 | 532,750 | 336,152 | 224,644 | 111,508 | 196,598 | 22,858 | 21,474 |
| New Mexico..... | 55,067 | 47,432 | 7,535 | 50,304 | 43,553 | 39,171 | 4,382 | 7,251 | 4,263 | 775 |
| New York..... | 2,184,965 | 1,346,329 | 833,136 | 2,145,057 | 1,315,533 | 782,487 | 533,096 | 829,474 | 39,908 | 31,425 |
| North Carolina..... | 417,578 | 415,048 | 2,530 | 289,263 | 286,312 | 284,601 | 2,211 | 2,451 | 128,315 | 127,114 |
| North Dakota..... | 95,217 | 39,344 | 55,873 | 93,237 | 37,679 | 19,777 | 17,902 | 55,553 | 1,980 | 115 |
| Ohio..... | 1,212,223 | 935,969 | 226,254 | 1,180,599 | 954,911 | 697,956 | 256,955 | 225,685 | 31,624 | 31,235 |
| Oklahoma..... | 109,191 | 100,523 | 8,663 | 101,543 | 92,946 | 82,956 | 9,990 | 8,597 | 7,648 | 4,827 |
| Oregon..... | 144,446 | 101,923 | 42,523 | 131,261 | 99,775 | 79,220 | 20,555 | 31,486 | 13,185 | 560 |
| Pennsylvania..... | 1,817,239 | 1,330,099 | 487,140 | 1,763,482 | 1,278,679 | 964,751 | 313,928 | 484,303 | 53,757 | 51,668 |
| Rhode Island..... | 127,144 | 72,320 | 54,324 | 124,001 | 70,233 | 44,393 | 25,340 | 53,768 | 3,143 | 2,765 |
| South Carolina..... | 283,325 | 280,221 | 3,104 | 130,375 | 127,396 | 124,097 | 3,299 | 2,979 | 162,950 | 152,860 |
| South Dakota..... | 112,631 | 67,079 | 45,602 | 107,353 | 61,907 | 35,331 | 26,526 | 45,446 | 5,323 | 184 |
| Tennessee..... | 487,330 | 477,739 | 9,641 | 375,046 | 365,537 | 353,621 | 11,916 | 9,509 | 112,334 | 112,236 |
| Texas..... | 737,768 | 650,599 | 87,169 | 599,961 | 514,133 | 458,363 | 55,325 | 35,773 | 137,307 | 136,375 |
| Utah..... | 67,172 | 41,939 | 25,233 | 65,205 | 40,799 | 18,321 | 22,478 | 24,406 | 1,967 | 358 |
| Vermont..... | 108,356 | 37,465 | 20,391 | 103,027 | 37,131 | 68,357 | 18,324 | 20,346 | 329 | 239 |
| Virginia..... | 447,315 | 436,339 | 11,426 | 301,379 | 290,294 | 280,381 | 9,413 | 11,085 | 146,436 | 146,122 |
| Washington..... | 195,572 | 126,190 | 69,332 | 133,999 | 123,254 | 92,262 | 29,992 | 61,745 | 11,573 | 1,230 |
| West Virginia..... | 247,970 | 235,036 | 12,934 | 233,129 | 220,251 | 205,216 | 15,035 | 12,378 | 14,341 | 14,736 |
| Wisconsin..... | 370,715 | 313,133 | 257,527 | 567,213 | 309,909 | 116,943 | 192,966 | 257,304 | 3,502 | 1,006 |
| Wyoming..... | 37,393 | 26,563 | 11,335 | 36,262 | 25,651 | 13,012 | 7,639 | 10,611 | 1,636 | 431 |

¹ Persons of negro descent, Chinese, Japanese, and Indians.
² Includes all persons of negro descent.

³ Includes persons in the military and naval service of the United States (including civilian employees, etc.) stationed abroad, not credited to any state or territory.

STATISTICS OF POPULATION.

TABLE 25.—MALES OF VOTING AGE, BY GENERAL NATIVITY AND COLOR, FOR CITIES HAVING 25,000 INHABITANTS OR MORE: 1900.

[The designation "native white—native parents" comprehends all native white persons having either both parents native born, one parent native born and one parent unknown, or both parents unknown, while the designation "native white—foreign parents" comprehends all native white persons having either one, or both parents foreign born.]

| CITIES. | Aggregate. | Native born. | Foreign born. | Total white. | NATIVE WHITE. | | | Foreign white. | COLORED. ¹ | |
|----------------------|------------|--------------|---------------|--------------|---------------|-----------------|------------------|----------------|-----------------------|---------------------|
| | | | | | Total. | Native parents. | Foreign parents. | | Total. | Negro. ² |
| Akron, Ohio | 12,620 | 9,275 | 3,345 | 12,455 | 9,116 | 6,260 | 2,856 | 3,339 | 165 | 163 |
| Albany, N. Y. | 28,410 | 20,616 | 7,794 | 27,909 | 20,141 | 9,663 | 10,478 | 7,768 | 501 | 490 |
| Allegheny, Pa. | 39,858 | 24,773 | 15,085 | 38,652 | 23,608 | 12,341 | 11,267 | 15,049 | 1,206 | 1,173 |
| Allentown, Pa. | 10,160 | 8,675 | 1,485 | 10,117 | 8,641 | 7,445 | 1,196 | 1,476 | 43 | 37 |
| Altoona, Pa. | 10,923 | 9,274 | 1,649 | 10,784 | 9,138 | 7,447 | 1,691 | 1,646 | 139 | 133 |
| Atlanta, Ga. | 23,185 | 21,879 | 1,306 | 15,245 | 13,987 | 12,932 | 1,055 | 1,258 | 7,940 | 7,896 |
| Atlantic City, N. J. | 9,368 | 7,955 | 1,413 | 6,752 | 5,427 | 4,263 | 1,164 | 1,325 | 2,616 | 2,564 |
| Auburn, N. Y. | 10,084 | 7,492 | 2,592 | 9,878 | 7,298 | 4,311 | 2,987 | 2,580 | 206 | 183 |
| Augusta, Ga. | 10,346 | 9,796 | 550 | 5,828 | 5,313 | 4,676 | 642 | 510 | 4,518 | 4,481 |
| Baltimore, Md. | 141,271 | 111,181 | 30,090 | 119,014 | 89,499 | 57,502 | 31,997 | 29,515 | 22,257 | 21,806 |
| Bay City, Mich. | 7,259 | 3,412 | 3,847 | 7,221 | 3,379 | 1,521 | 1,858 | 3,842 | 83 | 88 |
| Bayonne, N. J. | 9,308 | 4,208 | 5,100 | 9,135 | 4,119 | 2,026 | 2,093 | 5,066 | 123 | 90 |
| Binghamton, N. Y. | 12,189 | 10,336 | 1,853 | 12,041 | 10,195 | 7,996 | 2,199 | 1,846 | 143 | 144 |
| Birmingham, Ala. | 12,246 | 11,261 | 985 | 7,550 | 6,577 | 5,825 | 752 | 973 | 4,696 | 4,689 |
| Boston, Mass. | 176,068 | 93,483 | 82,580 | 170,492 | 89,434 | 47,733 | 41,701 | 81,058 | 6,576 | 4,441 |
| Bridgeport, Conn. | 21,952 | 11,930 | 10,022 | 21,525 | 11,582 | 6,516 | 5,066 | 9,943 | 427 | 357 |
| Brockton, Mass. | 12,357 | 8,335 | 4,022 | 12,223 | 8,244 | 6,100 | 2,144 | 3,979 | 134 | 95 |
| Buffalo, N. Y. | 97,938 | 52,917 | 45,021 | 97,190 | 52,321 | 20,418 | 31,903 | 44,869 | 743 | 652 |
| Butte, Mont. | 13,387 | 7,114 | 6,273 | 12,999 | 6,996 | 3,646 | 3,350 | 6,003 | 383 | 110 |
| Cambridge, Mass. | 26,864 | 14,578 | 12,236 | 25,625 | 13,621 | 7,636 | 5,985 | 12,004 | 1,239 | 1,131 |
| Camden, N. J. | 22,249 | 17,659 | 4,590 | 20,492 | 15,983 | 12,053 | 3,935 | 4,504 | 1,757 | 1,691 |
| Canton, Ohio | 3,818 | 6,872 | 1,946 | 8,768 | 6,323 | 4,671 | 1,652 | 1,943 | 50 | 47 |
| Cedar Rapids, Iowa | 7,462 | 5,417 | 2,045 | 7,392 | 5,343 | 3,794 | 1,549 | 2,044 | 70 | 70 |
| Charleston, S. C. | 14,167 | 12,830 | 1,287 | 6,496 | 5,257 | 3,903 | 1,354 | 1,229 | 7,671 | 7,632 |
| Chattanooga, Tenn. | 9,133 | 8,607 | 526 | 5,329 | 4,805 | 4,161 | 644 | 524 | 3,304 | 3,304 |
| Chelsea, Mass. | 10,198 | 5,631 | 4,567 | 9,937 | 5,467 | 3,548 | 1,919 | 4,470 | 261 | 218 |
| Chester, Pa. | 10,095 | 7,715 | 2,380 | 8,616 | 6,266 | 4,150 | 2,116 | 2,350 | 1,479 | 1,452 |
| Chicago, Ill. | 511,043 | 237,638 | 273,366 | 497,440 | 225,478 | 103,674 | 121,804 | 271,962 | 18,608 | 12,414 |
| Cincinnati, Ohio | 92,739 | 65,907 | 26,892 | 87,786 | 60,342 | 22,314 | 38,028 | 25,844 | 5,013 | 4,997 |
| Cleveland, Ohio | 111,522 | 54,373 | 57,144 | 109,051 | 52,073 | 23,637 | 28,436 | 56,973 | 2,471 | 2,368 |
| Columbus, Ohio | 40,071 | 34,070 | 6,001 | 37,098 | 31,118 | 22,230 | 8,883 | 5,980 | 2,973 | 2,955 |
| Council Bluffs, Iowa | 7,643 | 5,868 | 1,775 | 7,533 | 5,779 | 4,233 | 1,546 | 1,774 | 90 | 89 |
| Covington, Ky. | 11,593 | 9,055 | 2,538 | 10,366 | 8,341 | 4,005 | 4,336 | 2,525 | 732 | 716 |
| Dallas, Tex. | 12,843 | 11,004 | 1,839 | 10,336 | 8,524 | 7,200 | 1,324 | 1,812 | 2,507 | 2,486 |
| Davenport, Iowa | 10,372 | 6,207 | 4,165 | 10,199 | 6,039 | 2,461 | 3,578 | 4,160 | 173 | 170 |
| Dayton, Ohio | 25,746 | 20,933 | 4,803 | 24,602 | 19,312 | 12,934 | 6,378 | 4,790 | 1,144 | 1,124 |
| Denver, Colo. | 42,712 | 30,630 | 12,082 | 41,031 | 29,303 | 20,377 | 8,926 | 11,778 | 1,631 | 1,331 |
| Des Moines, Iowa | 18,911 | 15,033 | 3,878 | 13,310 | 14,495 | 11,209 | 3,286 | 3,315 | 601 | 537 |
| Detroit, Mich. | 78,355 | 38,496 | 40,359 | 77,472 | 37,256 | 15,830 | 21,426 | 40,216 | 1,335 | 1,372 |
| Dubuque, Iowa | 10,977 | 7,622 | 3,355 | 10,925 | 7,572 | 2,733 | 4,839 | 3,353 | 52 | 50 |
| Duluth, Minn. | 18,937 | 7,696 | 11,241 | 13,759 | 7,544 | 3,854 | 3,690 | 11,215 | 178 | 143 |
| Easton, Pa. | 7,455 | 6,447 | 1,008 | 7,347 | 6,346 | 5,020 | 1,326 | 1,001 | 105 | 102 |
| East St. Louis, Ill. | 9,341 | 7,543 | 2,293 | 9,178 | 6,897 | 3,833 | 3,064 | 2,231 | 663 | 649 |
| Elizabeth, N. J. | 15,191 | 8,126 | 7,065 | 14,854 | 7,820 | 3,664 | 4,156 | 7,034 | 337 | 310 |
| Elmira, N. Y. | 11,349 | 8,376 | 2,473 | 11,030 | 8,574 | 5,338 | 2,736 | 2,456 | 319 | 306 |
| Erie, Pa. | 15,485 | 9,704 | 5,781 | 15,396 | 9,623 | 4,742 | 4,881 | 5,773 | 89 | 83 |
| Evansville, Ind. | 16,756 | 13,977 | 2,779 | 14,443 | 11,668 | 6,128 | 5,540 | 2,775 | 2,313 | 2,310 |
| Fall River, Mass. | 26,842 | 9,032 | 17,810 | 26,693 | 8,961 | 3,582 | 5,379 | 17,732 | 149 | 71 |
| Fitchburg, Mass. | 9,102 | 4,837 | 4,265 | 9,052 | 4,809 | 3,140 | 1,669 | 4,243 | 50 | 25 |
| Fort Wayne, Ind. | 12,595 | 9,220 | 3,375 | 12,481 | 9,122 | 4,804 | 4,318 | 3,359 | 114 | 97 |
| Fort Worth, Tex. | 8,323 | 7,233 | 1,040 | 7,119 | 6,106 | 5,311 | 795 | 1,013 | 1,204 | 1,184 |
| Galveston, Tex. | 11,097 | 7,704 | 3,393 | 8,770 | 5,539 | 2,830 | 2,709 | 3,231 | 2,327 | 2,259 |
| Gloucester, Mass. | 9,245 | 4,507 | 4,738 | 9,198 | 4,495 | 3,097 | 1,398 | 4,703 | 47 | 16 |
| Grand Rapids, Mich. | 24,906 | 14,196 | 10,710 | 24,707 | 14,024 | 8,279 | 5,745 | 10,633 | 199 | 192 |
| Harrisburg, Pa. | 14,637 | 13,477 | 1,210 | 13,405 | 12,207 | 10,668 | 1,539 | 1,198 | 1,232 | 1,272 |
| Hartford, Conn. | 26,631 | 15,832 | 10,799 | 25,371 | 15,197 | 9,179 | 6,018 | 10,674 | 760 | 644 |
| Haverhill, Mass. | 11,132 | 7,637 | 3,495 | 11,026 | 7,577 | 5,839 | 1,738 | 3,449 | 156 | 110 |
| Hoboken, N. J. | 17,039 | 7,033 | 10,001 | 16,996 | 7,060 | 2,133 | 4,927 | 9,936 | 93 | 32 |
| Holyoke, Mass. | 11,791 | 4,605 | 7,186 | 11,733 | 4,596 | 1,974 | 2,622 | 7,157 | 98 | 9 |
| Honolulu, Hawaii | 16,267 | 4,989 | 11,278 | 7,537 | 4,367 | 4,003 | 364 | 2,670 | 8,730 | 53 |
| Houston, Tex. | 13,316 | 11,344 | 2,472 | 9,865 | 7,462 | 5,343 | 2,119 | 2,403 | 3,951 | 3,907 |
| Indianapolis, Ind. | 52,544 | 44,168 | 8,376 | 47,312 | 33,977 | 27,990 | 10,987 | 8,335 | 5,232 | 5,200 |
| Jackson, Mich. | 8,211 | 6,366 | 1,845 | 7,996 | 6,192 | 4,344 | 1,848 | 1,804 | 215 | 209 |
| Jacksonville, Fla. | 8,133 | 7,555 | 628 | 3,744 | 3,193 | 2,330 | 863 | 546 | 4,439 | 4,406 |
| Jersey City, N. J. | 60,319 | 32,979 | 27,340 | 58,348 | 31,744 | 13,444 | 18,300 | 27,104 | 1,471 | 1,260 |
| Johnstown, Pa. | 10,968 | 6,753 | 4,215 | 10,839 | 6,633 | 4,475 | 2,158 | 4,206 | 129 | 120 |
| Joliet, Ill. | 8,932 | 4,431 | 4,451 | 8,652 | 4,222 | 1,972 | 2,250 | 4,430 | 280 | 265 |
| Johnston, Mo. | 8,300 | 7,768 | 532 | 8,030 | 7,504 | 6,674 | 830 | 526 | 270 | 264 |
| Kansas City, Kans. | 15,539 | 12,135 | 3,404 | 13,649 | 10,257 | 7,681 | 2,576 | 3,392 | 1,940 | 1,934 |
| Kansas City, Mo. | 53,708 | 44,420 | 9,288 | 47,325 | 33,642 | 29,331 | 4,311 | 9,133 | 5,333 | 5,797 |
| Knoxville, Tenn. | 9,015 | 8,565 | 450 | 7,080 | 6,632 | 6,109 | 523 | 448 | 1,935 | 1,935 |
| La Crosse, Wis. | 7,577 | 4,134 | 3,393 | 7,556 | 4,166 | 1,558 | 2,608 | 3,390 | 21 | 20 |
| Lancaster, Pa. | 11,228 | 9,630 | 1,598 | 10,998 | 9,416 | 7,337 | 2,079 | 1,532 | 230 | 216 |
| Lawrence, Mass. | 17,813 | 6,666 | 11,147 | 17,726 | 6,634 | 2,938 | 3,696 | 11,092 | 87 | 31 |
| Lexington, Ky. | 7,719 | 7,232 | 487 | 5,075 | 4,592 | 3,919 | 673 | 433 | 2,644 | 2,642 |
| Lincoln, Nebr. | 12,528 | 10,101 | 2,427 | 12,229 | 9,339 | 7,862 | 1,477 | 2,390 | 299 | 269 |
| Little Rock, Ark. | 11,744 | 10,622 | 1,122 | 7,471 | 6,366 | 5,179 | 1,187 | 1,105 | 4,273 | 4,251 |
| Los Angeles, Cal. | 33,049 | 22,494 | 10,555 | 30,407 | 21,739 | 16,024 | 5,715 | 8,618 | 2,642 | 632 |
| Louisville, Ky. | 59,561 | 49,493 | 10,063 | 47,143 | 37,096 | 20,921 | 16,175 | 10,047 | 12,413 | 12,416 |
| Lowell, Mass. | 27,059 | 11,697 | 15,362 | 26,956 | 11,651 | 6,259 | 5,392 | 15,305 | 103 | 47 |

¹ Persons of negro descent, Chinese, Japanese, and Indians.² Includes all persons of negro descent.

SCHOOL, MILITIA, AND VOTING AGES.

TABLE 25.—MALES OF VOTING AGE, BY GENERAL NATIVITY AND COLOR, FOR CITIES HAVING 25,000 INHABITANTS OR MORE: 1900—Continued.

| CITIES. | Aggregate. | Native born. | Foreign born. | Total white. | NATIVE WHITE. | | | Foreign white. | COLORED. ¹ | |
|----------------------|------------|--------------|---------------|--------------|---------------|-----------------|------------------|----------------|-----------------------|---------------------|
| | | | | | Total. | Native parents. | Foreign parents. | | Total. | Negro. ² |
| Lynn, Mass | 21,485 | 14,148 | 7,337 | 21,201 | 13,999 | 10,233 | 3,766 | 7,202 | 224 | 227 |
| McKeesport, Pa | 9,312 | 5,256 | 4,556 | 9,531 | 4,977 | 3,280 | 1,697 | 4,554 | 281 | 278 |
| Malden, Mass | 9,496 | 5,799 | 3,697 | 9,365 | 5,707 | 4,143 | 1,564 | 3,658 | 131 | 109 |
| Manchester, N. H | 15,395 | 7,237 | 8,138 | 15,350 | 7,244 | 4,880 | 2,364 | 3,106 | 45 | 13 |
| Memphis, Tenn | 31,405 | 28,673 | 2,732 | 17,125 | 14,423 | 11,172 | 3,256 | 2,697 | 14,280 | 14,251 |
| Milwaukee, Wis | 75,020 | 34,595 | 40,485 | 74,640 | 34,185 | 7,872 | 26,313 | 40,455 | 380 | 358 |
| Minneapolis, Minn | 68,711 | 33,455 | 30,256 | 63,050 | 32,823 | 18,401 | 14,422 | 30,227 | 661 | 637 |
| Mobile, Ala | 10,645 | 9,597 | 1,108 | 6,132 | 5,086 | 3,242 | 1,844 | 1,046 | 4,513 | 4,493 |
| Montgomery, Ala | 7,792 | 7,417 | 375 | 3,823 | 3,463 | 2,953 | 510 | 3,860 | 3,969 | 3,954 |
| Nashville, Tenn | 22,191 | 20,704 | 1,487 | 14,696 | 13,239 | 11,178 | 2,061 | 1,457 | 7,495 | 7,476 |
| Newark, N. J | 70,558 | 33,792 | 31,766 | 68,334 | 36,851 | 17,656 | 19,195 | 31,433 | 2,224 | 1,966 |
| New Bedford, Mass | 17,162 | 7,808 | 9,354 | 16,586 | 7,452 | 4,967 | 2,485 | 9,134 | 576 | 517 |
| New Britain, Conn | 8,041 | 3,563 | 4,473 | 7,995 | 3,534 | 1,791 | 1,743 | 4,461 | 46 | 34 |
| Newcastle, Pa | 8,313 | 6,133 | 2,675 | 8,630 | 5,965 | 4,545 | 1,420 | 2,665 | 183 | 176 |
| New Haven, Conn | 32,566 | 19,409 | 13,157 | 31,602 | 18,572 | 10,990 | 7,582 | 13,030 | 964 | 863 |
| New Orleans, La | 75,440 | 61,251 | 14,189 | 55,212 | 41,609 | 18,910 | 22,699 | 13,603 | 20,228 | 19,309 |
| Newport, Ky | 7,702 | 5,878 | 1,824 | 7,598 | 5,775 | 2,095 | 3,680 | 1,823 | 104 | 104 |
| Newton, Mass | 6,265 | 5,676 | 3,589 | 9,100 | 5,562 | 4,129 | 1,433 | 3,538 | 165 | 116 |
| New York, N. Y | 1,007,670 | 460,445 | 547,225 | 982,851 | 443,105 | 178,900 | 264,205 | 539,746 | 24,819 | 18,651 |
| Norfolk, Va | 13,963 | 13,018 | 950 | 8,022 | 7,164 | 6,438 | 726 | 858 | 5,946 | 5,372 |
| Oakland, Cal | 20,851 | 12,259 | 8,592 | 19,551 | 11,850 | 6,987 | 4,863 | 7,701 | 1,300 | 355 |
| Omaha, Nebr | 34,620 | 23,130 | 11,490 | 33,283 | 17,855 | 15,002 | 6,883 | 11,333 | 1,352 | 1,257 |
| Oshkosh, Wis | 7,513 | 4,134 | 3,979 | 7,476 | 4,114 | 1,695 | 2,419 | 3,362 | 37 | 17 |
| Passaic, N. J | 7,552 | 2,638 | 4,914 | 7,427 | 2,533 | 1,350 | 1,183 | 4,894 | 125 | 104 |
| Paterson, N. J | 29,648 | 13,054 | 16,594 | 29,172 | 12,697 | 5,774 | 6,923 | 16,475 | 476 | 356 |
| Pawtucket, R. I | 11,075 | 5,790 | 5,285 | 10,994 | 5,736 | 2,905 | 2,831 | 5,258 | 81 | 52 |
| Peoria, Ill | 13,104 | 13,783 | 4,321 | 17,494 | 13,190 | 7,714 | 5,476 | 4,304 | 610 | 597 |
| Philadelphia, Pa | 386,953 | 257,575 | 129,378 | 365,726 | 237,811 | 141,741 | 96,070 | 127,915 | 21,227 | 20,095 |
| Pittsburg, Pa | 96,563 | 55,473 | 41,090 | 89,873 | 48,964 | 24,719 | 24,245 | 40,909 | 6,690 | 6,541 |
| Portland, Me | 15,433 | 11,333 | 4,095 | 15,312 | 11,263 | 8,794 | 2,469 | 4,049 | 121 | 98 |
| Portland, Oreg | 38,353 | 20,979 | 17,374 | 29,334 | 20,198 | 13,886 | 6,312 | 9,636 | 8,519 | 386 |
| Providence, R. I | 53,131 | 29,853 | 23,273 | 51,332 | 28,514 | 17,759 | 11,759 | 22,863 | 1,749 | 1,500 |
| Pueblo, Colo | 10,142 | 7,338 | 2,804 | 9,646 | 6,887 | 5,467 | 1,420 | 2,759 | 496 | 452 |
| Quincy, Ill | 10,276 | 7,301 | 2,475 | 9,678 | 7,214 | 3,399 | 3,815 | 2,464 | 598 | 588 |
| Racine, Wis | 8,233 | 3,842 | 4,441 | 8,248 | 3,610 | 1,278 | 2,332 | 4,438 | 35 | 32 |
| Reading, Pa | 22,516 | 19,530 | 2,936 | 22,301 | 19,330 | 16,853 | 2,477 | 2,971 | 215 | 203 |
| Richmond, Va | 23,436 | 22,006 | 1,430 | 13,544 | 13,544 | 11,799 | 1,745 | 1,401 | 3,491 | 3,472 |
| Rochester, N. Y | 45,395 | 28,136 | 17,259 | 45,209 | 27,967 | 12,459 | 15,508 | 17,242 | 186 | 175 |
| Rockford, Ill | 8,856 | 4,637 | 4,219 | 8,773 | 4,559 | 2,750 | 1,809 | 4,214 | 83 | 79 |
| Sacramento, Cal | 10,914 | 6,833 | 4,076 | 9,602 | 6,685 | 3,921 | 2,764 | 2,917 | 1,312 | 133 |
| Saginaw, Mich | 11,338 | 6,543 | 5,295 | 11,637 | 6,409 | 3,060 | 3,349 | 5,278 | 151 | 148 |
| St. Joseph, Mo | 34,374 | 30,164 | 4,210 | 32,325 | 28,123 | 22,139 | 5,984 | 4,202 | 2,049 | 2,042 |
| St. Louis, Mo | 171,798 | 116,213 | 55,580 | 159,759 | 104,536 | 42,583 | 61,948 | 55,223 | 12,039 | 11,727 |
| St. Paul, Minn | 51,027 | 23,538 | 22,439 | 49,944 | 27,509 | 13,102 | 14,407 | 22,435 | 1,083 | 1,051 |
| Salem, Mass | 10,097 | 6,069 | 4,028 | 10,004 | 6,013 | 3,721 | 2,297 | 3,936 | 93 | 54 |
| Salt Lake City, Utah | 13,639 | 8,321 | 5,313 | 13,317 | 8,200 | 4,203 | 3,997 | 5,117 | 322 | 118 |
| San Antonio, Tex | 14,490 | 10,151 | 4,339 | 12,378 | 8,112 | 5,032 | 3,080 | 4,266 | 2,112 | 2,053 |
| San Francisco, Cal | 123,935 | 62,251 | 66,734 | 116,860 | 60,758 | 27,179 | 33,579 | 56,102 | 12,125 | 6,119 |
| Savannah, Ga | 15,994 | 14,170 | 1,824 | 8,020 | 6,294 | 4,766 | 1,528 | 1,726 | 7,974 | 7,932 |
| Schenectady, N. Y | 11,093 | 7,520 | 3,573 | 11,039 | 7,490 | 5,008 | 2,482 | 3,549 | 54 | 30 |
| Scranton, Pa | 28,075 | 14,434 | 13,641 | 27,855 | 14,226 | 6,170 | 8,056 | 13,629 | 220 | 207 |
| Seattle, Wash | 39,503 | 25,243 | 15,243 | 36,597 | 25,076 | 19,634 | 5,442 | 11,521 | 2,906 | 169 |
| Sioux City, Iowa | 10,082 | 6,904 | 3,178 | 9,971 | 6,801 | 4,316 | 2,485 | 3,170 | 111 | 106 |
| Somerville, Mass | 18,148 | 11,062 | 7,082 | 18,041 | 11,020 | 7,783 | 3,237 | 7,021 | 107 | 43 |
| South Bend, Ind | 10,402 | 6,429 | 3,973 | 10,174 | 6,213 | 4,355 | 1,858 | 3,956 | 228 | 211 |
| South Omaha, Nebr | 9,880 | 6,744 | 3,136 | 9,556 | 6,430 | 4,473 | 1,952 | 3,126 | 324 | 313 |
| Spokane, Wash | 14,944 | 10,282 | 4,662 | 14,440 | 10,116 | 7,259 | 2,857 | 4,324 | 504 | 169 |
| Springfield, Ill | 9,913 | 7,732 | 2,181 | 9,203 | 7,035 | 4,469 | 2,566 | 2,163 | 710 | 703 |
| Springfield, Mass | 18,473 | 12,531 | 5,942 | 13,134 | 12,246 | 8,467 | 3,779 | 5,883 | 339 | 294 |
| Springfield, Ohio | 11,780 | 10,129 | 1,651 | 10,409 | 8,763 | 6,367 | 2,396 | 1,646 | 1,371 | 1,368 |
| Superior, Wis | 11,320 | 4,905 | 6,415 | 11,222 | 4,818 | 2,441 | 2,377 | 6,404 | 98 | 84 |
| Syracuse, N. Y | 32,499 | 22,056 | 10,443 | 32,113 | 21,709 | 11,326 | 9,383 | 10,404 | 336 | 356 |
| Tacoma, Wash | 14,005 | 7,696 | 6,409 | 13,130 | 7,431 | 5,375 | 2,056 | 5,699 | 375 | 161 |
| Taunton, Mass | 9,215 | 5,467 | 3,748 | 9,090 | 5,427 | 3,445 | 1,982 | 3,663 | 125 | 108 |
| Terre Haute, Ind | 11,039 | 9,593 | 1,491 | 10,591 | 9,106 | 6,793 | 2,313 | 1,485 | 498 | 492 |
| Toledo, Ohio | 33,257 | 25,353 | 12,899 | 37,621 | 24,778 | 13,919 | 10,859 | 12,843 | 636 | 606 |
| Topeka, Kans | 9,657 | 8,179 | 1,478 | 8,402 | 6,929 | 5,651 | 1,278 | 1,473 | 1,255 | 1,252 |
| Trenton, N. J | 22,110 | 14,341 | 7,769 | 21,234 | 13,524 | 8,980 | 4,544 | 7,710 | 876 | 820 |
| Troy, N. Y | 17,038 | 11,133 | 5,905 | 16,392 | 11,014 | 4,821 | 6,193 | 5,378 | 146 | 122 |
| Utica, N. Y | 16,216 | 10,436 | 5,730 | 16,122 | 10,343 | 4,647 | 5,696 | 5,779 | 94 | 92 |
| Washington, D. C | 83,823 | 73,722 | 10,101 | 60,313 | 50,718 | 39,557 | 11,161 | 9,600 | 23,505 | 23,072 |
| Waterbury, Conn | 13,558 | 6,615 | 6,943 | 13,331 | 6,439 | 3,156 | 3,283 | 6,892 | 227 | 175 |
| Wheeling, W. Va | 11,122 | 8,591 | 2,531 | 10,760 | 8,239 | 4,253 | 3,986 | 2,521 | 862 | 354 |
| Wilkesbarre, Pa | 13,557 | 8,010 | 5,547 | 13,319 | 7,777 | 4,092 | 3,685 | 5,542 | 233 | 233 |
| Williamsport, Pa | 7,732 | 6,732 | 1,050 | 7,482 | 6,434 | 4,967 | 1,467 | 1,045 | 300 | 298 |
| Wilmington, Del | 23,157 | 13,125 | 5,032 | 20,173 | 15,189 | 11,227 | 3,962 | 4,989 | 2,979 | 2,949 |
| Woonsocket, R. I | 7,363 | 2,886 | 4,477 | 7,343 | 2,880 | 1,215 | 1,665 | 4,463 | 20 | 3 |
| Worcester, Mass | 35,743 | 19,090 | 16,653 | 35,301 | 18,760 | 11,319 | 7,441 | 16,541 | 442 | 359 |
| Yonkers, N. Y | 13,385 | 7,128 | 6,257 | 13,058 | 6,849 | 3,403 | 3,446 | 6,209 | 327 | 280 |
| York, Pa | 9,492 | 8,325 | 667 | 9,257 | 8,598 | 7,591 | 1,007 | 659 | 235 | 233 |
| Youngstown, Ohio | 13,591 | 7,313 | 6,273 | 13,234 | 6,967 | 3,662 | 3,305 | 6,267 | 337 | 349 |

¹ Persons of negro descent, Chinese, Japanese, and Indians.

² Includes all persons of negro descent.

SCHOOL, MILITIA, AND VOTING AGES.

TABLE 26.—PERSONS OF SCHOOL, MILITIA, AND VOTING AGES, BY SEX, GENERAL NATIVITY, AND COLOR, BY COUNTIES: 1900—Continued.

| COUNTIES. | 5 TO 20 YEARS, INCLUSIVE. | | | | | | | | MALES 18 TO 44 YEARS, INCLUSIVE. | | | | MALES 21 YEARS AND OVER. | | | |
|-------------------|---------------------------|-----------|----------------|-----------|---------------------|-----------|-----------------------------|-----------|----------------------------------|----------------|---------------------|-----------------------------|--------------------------|----------------|---------------------|-----------------------------|
| | Native white. | | Foreign white. | | Negro. ¹ | | Other colored. ² | | Native white. | Foreign white. | Negro. ¹ | Other colored. ² | Native white. | Foreign white. | Negro. ¹ | Other colored. ² |
| | Males. | Fe-males. | Males. | Fe-males. | Males. | Fe-males. | Males. | Fe-males. | | | | | | | | |
| Colorado—Con. | | | | | | | | | | | | | | | | |
| Grand | 116 | 84 | 4 | 4 | | | | | 165 | 41 | | | 214 | 82 | | |
| Gunnison | 641 | 631 | 68 | 39 | 6 | 9 | | | 1,048 | 657 | 6 | 1 | 1,473 | 880 | 15 | 1 |
| Hinsdale | 160 | 190 | 10 | 13 | 2 | 3 | | | 375 | 217 | 2 | | 490 | 272 | 7 | 1 |
| Huerfano | 1,457 | 1,432 | 65 | 67 | 11 | 21 | | 1 | 1,391 | 379 | 47 | 4 | 1,749 | 512 | 54 | 8 |
| Jefferson | 1,657 | 1,348 | 74 | 51 | 27 | 8 | | | 1,816 | 478 | 6 | 1 | 2,158 | 682 | 12 | 7 |
| Kiowa | 102 | 108 | | 2 | | | | | 186 | 10 | | | 223 | 23 | | |
| Kit Carson | 254 | 266 | 20 | 22 | | | | | 269 | 58 | | | 348 | 97 | | |
| Lake | 1,861 | 1,845 | 240 | 247 | 16 | 21 | | | 3,695 | 3,095 | 67 | | 4,270 | 3,906 | 89 | |
| La Plata | 1,008 | 1,013 | 35 | 34 | 2 | 4 | 168 | 167 | 1,154 | 284 | 9 | 88 | 1,520 | 465 | 11 | 101 |
| Larimer | 1,992 | 1,922 | 65 | 36 | 1 | 6 | 1 | | 2,811 | 404 | 6 | 4 | 3,094 | 682 | 10 | 4 |
| Las Animas | 3,330 | 3,496 | 309 | 253 | 28 | 19 | | | 3,518 | 1,736 | 55 | 5 | 4,459 | 2,255 | 65 | 8 |
| Lincoln | 150 | 126 | 2 | 5 | 3 | 3 | | | 226 | 42 | 8 | | 279 | 81 | 10 | |
| Logan | 567 | 477 | 33 | 32 | | | | | 712 | 239 | 1 | | 805 | 317 | 1 | 1 |
| Mesa | 1,508 | 1,427 | 37 | 21 | 7 | 7 | 125 | 48 | 1,523 | 279 | 20 | 37 | 2,363 | 466 | 22 | 19 |
| Mineral | 219 | 240 | 8 | 3 | | | | | 617 | 126 | 2 | 1 | 617 | 177 | 3 | 1 |
| Montezuma | 427 | 478 | 6 | 2 | | | 103 | 76 | 506 | 75 | | 105 | 657 | 138 | 1 | 151 |
| Montrose | 790 | 735 | 6 | 12 | 1 | 1 | | | 908 | 116 | 2 | | 1,222 | 219 | 3 | |
| Morgan | 570 | 469 | 23 | 26 | 1 | | | | 793 | 154 | 6 | | 918 | 237 | 5 | 7 |
| Otero | 1,902 | 1,692 | 116 | 81 | 13 | 8 | | | 2,689 | 354 | 21 | 5 | 3,290 | 432 | 32 | 1 |
| Ouray | 510 | 528 | 50 | 20 | | 5 | | | 1,148 | 670 | 7 | 13 | 1,390 | 845 | 11 | 20 |
| Park | 374 | 371 | 4 | 6 | 3 | | | | 795 | 197 | 21 | 3 | 1,010 | 357 | 23 | 16 |
| Phillips | 306 | 271 | 12 | 7 | | | | | 279 | 66 | | | 380 | 105 | | |
| Pitkin | 882 | 875 | 121 | 65 | 4 | 1 | | | 1,064 | 955 | 8 | | 1,378 | 1,257 | 10 | |
| Provers | 621 | 570 | 17 | 14 | 10 | 1 | | | 893 | 82 | 15 | 1 | 1,072 | 136 | 29 | 1 |
| Pueblo | 4,367 | 4,491 | 237 | 238 | 160 | 176 | | | 6,910 | 2,541 | 460 | 40 | 8,471 | 3,312 | 572 | 48 |
| Rio Blanco | 293 | 193 | 6 | 4 | | 1 | | | 430 | 53 | 1 | 2 | 533 | 109 | 2 | 2 |
| Rio Grande | 651 | 667 | 8 | 11 | 2 | 1 | | | 793 | 83 | 1 | | 1,119 | 239 | 6 | |
| Routt | 568 | 500 | 7 | 8 | 2 | | | | 626 | 129 | 3 | | 1,162 | 237 | 2 | |
| Saguache | 608 | 606 | 12 | 11 | | | | | 827 | 155 | | | 1,123 | 260 | | |
| San Juan | 171 | 144 | 36 | 12 | 2 | 2 | | | 510 | 656 | 6 | 11 | 629 | 778 | 8 | 18 |
| San Miguel | 530 | 413 | 45 | 28 | 1 | 2 | | | 1,330 | 1,019 | 16 | 14 | 1,578 | 1,203 | 25 | 21 |
| Sedgwick | 169 | 151 | 5 | 4 | | 1 | | | 177 | 40 | | | 212 | 79 | 1 | |
| Summit | 311 | 270 | 8 | 6 | | | | | 677 | 268 | 2 | 3 | 932 | 428 | 4 | 6 |
| Teller | 3,260 | 3,300 | 138 | 143 | 18 | 26 | | | 7,508 | 2,269 | 108 | 1 | 8,974 | 3,030 | 139 | 1 |
| Washington | 228 | 177 | 9 | 13 | 4 | 9 | | | 2,200 | 53 | 2 | | 276 | 86 | 6 | |
| Weld | 2,812 | 2,546 | 132 | 99 | 1 | | 1 | | 3,570 | 876 | 7 | 5 | 4,141 | 1,302 | 9 | 5 |
| Yuma | 334 | 273 | 7 | 15 | | | | | 321 | 50 | | | 408 | 98 | | |
| Connecticut | | | | | | | | | | | | | | | | |
| Fairfield | 22,340 | 22,612 | 2,555 | 3,162 | 363 | 486 | 3 | 1 | 25,765 | 14,695 | 726 | 102 | 34,767 | 20,652 | 924 | 125 |
| Hartford | 22,752 | 22,582 | 3,338 | 3,615 | 386 | 453 | 10 | | 28,901 | 18,563 | 851 | 143 | 36,438 | 25,264 | 1,086 | 167 |
| Litchfield | 7,953 | 7,709 | 991 | 1,143 | 125 | 173 | 4 | 7 | 9,160 | 4,669 | 201 | 27 | 13,209 | 6,488 | 284 | 33 |
| Middlesex | 4,846 | 5,042 | 481 | 582 | 61 | 92 | | | 5,839 | 2,788 | 37 | 16 | 8,760 | 4,260 | 126 | 20 |
| New Haven | 33,317 | 32,867 | 5,212 | 5,328 | 690 | 742 | 3 | | 37,323 | 24,784 | 1,116 | 178 | 44,944 | 34,543 | 1,506 | 211 |
| New London | 9,551 | 10,206 | 1,341 | 1,445 | 245 | 249 | 20 | 12 | 11,835 | 5,114 | 249 | 45 | 16,395 | 7,762 | 478 | 63 |
| Tolland | 3,158 | 3,150 | 332 | 412 | 15 | 11 | | | 3,234 | 1,516 | 21 | 6 | 4,868 | 2,545 | 32 | 7 |
| Windham | 5,600 | 5,574 | 1,340 | 1,374 | 73 | 103 | 2 | 2 | 6,093 | 3,403 | 96 | 10 | 8,842 | 4,939 | 140 | 12 |
| Delaware | | | | | | | | | | | | | | | | |
| Kent | 4,066 | 3,953 | 27 | 27 | 1,577 | 1,484 | | | 4,759 | 123 | 1,501 | 6 | 7,026 | 313 | 1,928 | 7 |
| Newcastle | 13,657 | 13,851 | 701 | 629 | 2,526 | 2,614 | 1 | 1 | 17,558 | 4,067 | 3,873 | 32 | 22,161 | 6,272 | 4,847 | 37 |
| Sussex | 6,318 | 6,030 | 14 | 9 | 1,362 | 1,286 | 2 | | 6,752 | 102 | 1,248 | 8 | 9,658 | 157 | 1,599 | 8 |
| Dist. of Columbia | | | | | | | | | | | | | | | | |
| The District | 24,221 | 25,724 | 586 | 681 | 11,670 | 14,376 | 21 | 12 | 39,457 | 4,500 | 18,677 | 347 | 50,718 | 9,600 | 23,072 | 433 |
| Florida | | | | | | | | | | | | | | | | |
| Alachua | 2,462 | 2,424 | 9 | 10 | 3,942 | 3,788 | | | 2,638 | 78 | 4,454 | 1 | 3,352 | 161 | 4,902 | 1 |
| Baker | 723 | 736 | 1 | | 211 | 179 | | | 611 | 1 | 437 | | 685 | 1 | 440 | |
| Bradford | 1,573 | 1,553 | 1 | 1 | 549 | 468 | | | 1,446 | 13 | 893 | | 1,734 | 36 | 899 | |
| Brevard | 620 | 583 | 11 | 7 | 163 | 174 | 23 | 19 | 736 | 102 | 325 | 14 | 1,084 | 214 | 883 | 18 |
| Calhoun | 646 | 543 | | | 357 | 340 | | | 618 | 3 | 670 | | 739 | 17 | 685 | |
| Citrus | 502 | 432 | 7 | 5 | 457 | 298 | | | 650 | 40 | 1,416 | | 784 | 60 | 1,302 | |
| Clay | 736 | 817 | 15 | 11 | 320 | 294 | | | 588 | 26 | 511 | | 807 | 57 | 576 | |
| Columbia | 1,553 | 1,484 | 5 | 5 | 1,869 | 1,863 | | | 1,553 | 18 | 1,862 | | 1,828 | 31 | 2,140 | |
| Dade | 513 | 483 | 12 | 12 | 162 | 152 | 29 | 19 | 789 | 136 | 520 | 28 | 1,022 | 242 | 555 | 32 |
| De Soto | 1,552 | 1,389 | 4 | 7 | 117 | 91 | | | 1,482 | 49 | 280 | 1 | 1,716 | 103 | 288 | 1 |
| Duval | 2,653 | 2,724 | 51 | 46 | 3,527 | 4,014 | 3 | | 3,479 | 410 | 5,082 | 23 | 4,436 | 709 | 6,259 | 35 |
| Escambia | 2,901 | 2,681 | 35 | 45 | 2,041 | 2,173 | 1 | | 3,257 | 525 | 2,896 | 3 | 3,722 | 855 | 3,256 | 3 |
| Franklin | 480 | 462 | 9 | 3 | 365 | 371 | | | 537 | 63 | 660 | | 636 | 113 | 718 | |
| Gadsden | 973 | 1,027 | 3 | 5 | 1,377 | 2,160 | | | 945 | 32 | 1,512 | | 1,333 | 44 | 1,985 | |
| Hamilton | 1,407 | 1,259 | | | 1,128 | 1,017 | | | 1,331 | | 1,476 | | 1,532 | 2 | 1,502 | |
| Hernando | 359 | 333 | 1 | | 323 | 290 | | | 402 | 7 | 598 | | 486 | 10 | 646 | |
| Hillsboro | 3,337 | 3,906 | 730 | 837 | 1,330 | 1,444 | | | 4,217 | 2,393 | 2,363 | 27 | 5,146 | 2,908 | 2,533 | 34 |
| Holmes | 1,350 | 1,342 | | | 211 | 189 | | | 1,122 | 1 | 444 | | 1,394 | 5 | 455 | |
| Jackson | 2,331 | 2,269 | | | 2,512 | 2,567 | 3 | 3 | 1,942 | 5 | 2,015 | 2 | 2,374 | 11 | 2,550 | 3 |
| Jefferson | 679 | 700 | | | 2,640 | 2,824 | | | 610 | 8 | 1,661 | | 838 | 31 | 2,375 | |

¹ Includes all persons of negro descent.

² Chinese, Japanese, and Indians.

TABLE 26.—PERSONS OF SCHOOL, MILITIA, AND VOTING AGES, BY SEX, GENERAL NATIVITY, AND COLOR, BY COUNTIES: 1900—Continued.

Table with columns for Counties, 5 to 20 Years (Native white, Foreign white, Negro, Other colored), Males 18 to 44 Years (Native white, Foreign white, Negro, Other colored), and Males 21 Years and Over (Native white, Foreign white, Negro, Other colored). Rows list counties in Florida and Georgia.

1 Includes all persons of negro descent.

2 Chinese, Japanese, and Indians.

TABLE 26.—PERSONS OF SCHOOL, MILITIA, AND VOTING AGES, BY SEX, GENERAL NATIVITY, AND COLOR, BY COUNTIES: 1900—Continued.

| COUNTIES. | 5 TO 20 YEARS, INCLUSIVE. | | | | | | | | MALES 18 TO 44 YEARS, INCLUSIVE. | | | | MALES 21 YEARS AND OVER. | | | |
|-----------------|---------------------------|----------|----------------|----------|---------------------|----------|-----------------------------|----------|----------------------------------|----------------|---------------------|-----------------------------|--------------------------|----------------|---------------------|-----------------------------|
| | Native white. | | Foreign white. | | Negro. ¹ | | Other colored. ² | | Native white. | Foreign white. | Negro. ¹ | Other colored. ² | Native white. | Foreign white. | Negro. ¹ | Other colored. ² |
| | Males. | Females. | Males. | Females. | Males. | Females. | Males. | Females. | | | | | | | | |
| Georgia—Cont'd. | | | | | | | | | | | | | | | | |
| Greene | 999 | 1,013 | 1 | 1 | 2,339 | 2,481 | | | 925 | 2 | 1,629 | | 1,275 | 10 | 2,158 | |
| Gwinnett | 4,498 | 4,176 | 3 | | 876 | 894 | | | 3,827 | 8 | 797 | | 4,637 | 14 | 877 | |
| Habersham | 2,333 | 2,500 | 2 | 3 | 364 | 380 | | | 2,026 | 11 | 309 | | 2,532 | 32 | 384 | |
| Hall | 3,494 | 3,458 | 1 | | 704 | 692 | | | 3,069 | 13 | 569 | | 3,835 | 29 | 680 | |
| Hancock | 844 | 886 | | 1 | 3,056 | 3,058 | | | 818 | 7 | 1,849 | | 1,124 | 17 | 2,405 | |
| Haralson | 2,012 | 2,035 | 12 | 12 | 838 | 856 | | | 1,700 | 42 | 279 | | 2,171 | 83 | 344 | 1 |
| Harris | 1,056 | 1,074 | | | 2,600 | 2,824 | | | 1,028 | 1 | 1,974 | | 1,439 | 1 | 2,331 | |
| Hart | 2,153 | 2,163 | 3 | 3 | 863 | 899 | | | 1,749 | 13 | 727 | | 2,124 | 20 | 337 | |
| Heard | 1,462 | 1,448 | | | 838 | 896 | | | 1,286 | | 688 | | 1,532 | 1 | 778 | |
| Henry | 1,885 | 1,746 | | | 2,003 | 2,111 | | | 1,711 | | 1,601 | | 2,094 | | 1,874 | |
| Houston | 1,014 | 1,039 | 3 | 3 | 3,592 | 3,634 | | | 1,085 | 11 | 2,305 | | 1,421 | 23 | 3,442 | |
| Irwin | 1,732 | 1,676 | 4 | 11 | 934 | 888 | 1 | 1 | 1,668 | 32 | 1,193 | 1 | 2,190 | 97 | 1,254 | 1 |
| Jackson | 3,348 | 3,291 | 1 | 2 | 1,604 | 1,681 | | | 3,010 | 3 | 1,295 | | 3,648 | 10 | 1,533 | |
| Jasper | 1,076 | 974 | | | 2,058 | 2,123 | | | 989 | 2 | 1,543 | | 1,299 | 4 | 1,854 | |
| Jefferson | 1,388 | 1,327 | 3 | 1 | 2,461 | 2,658 | | | 1,133 | 2 | 1,652 | | 1,477 | 4 | 2,200 | |
| Johnson | 1,442 | 1,449 | | 1 | 989 | 1,021 | | | 1,233 | 5 | 776 | | 1,484 | 7 | 884 | |
| Jones | 795 | 780 | | | 2,138 | 2,146 | | | 675 | | 1,342 | | 887 | 2 | 1,684 | |
| Laurens | 3,073 | 3,029 | 1 | | 2,376 | 2,506 | | | 2,712 | 11 | 2,051 | 1 | 3,218 | 18 | 2,389 | 1 |
| Lee | 261 | 277 | | | 1,744 | 1,865 | | | 330 | | 1,580 | | 417 | | 1,977 | |
| Liberty | 925 | 913 | | | 1,812 | 1,989 | | | 799 | 1 | 1,389 | | 1,020 | 8 | 1,813 | |
| Lincoln | 587 | 510 | | | 909 | 959 | | | 551 | | 706 | | 697 | 3 | 768 | |
| Lowndes | 1,830 | 1,799 | 3 | 3 | 2,131 | 2,314 | | | 1,834 | 20 | 2,106 | 1 | 2,225 | 34 | 2,485 | 1 |
| Lumpkin | 1,400 | 1,396 | 1 | | 107 | 102 | | | 1,255 | 7 | 95 | | 1,533 | 11 | 110 | |
| McDuffie | 705 | 698 | 1 | | 1,365 | 1,379 | | | 663 | 6 | 1,014 | | 850 | 10 | 1,248 | |
| McIntosh | 237 | 243 | 3 | | 966 | 1,019 | | | 274 | 41 | 946 | | 373 | 63 | 1,247 | |
| Macon | 793 | 785 | 1 | | 2,034 | 2,159 | | | 780 | 4 | 1,516 | | 1,030 | 10 | 1,899 | |
| Madison | 1,914 | 1,889 | | | 821 | 866 | | | 1,746 | 1 | 670 | | 2,067 | 2 | 781 | |
| Marion | 843 | 771 | | | 1,275 | 1,373 | | | 793 | | 379 | | 1,003 | | 1,085 | |
| Meriwether | 1,888 | 1,877 | | | 2,993 | 3,053 | | | 1,690 | 3 | 2,278 | | 2,147 | 8 | 2,689 | |
| Miller | 768 | 746 | | | 550 | 546 | | | 674 | | 625 | | 798 | | 666 | |
| Milton | 1,289 | 1,147 | | | 147 | 172 | | | 1,054 | 1 | 147 | | 1,322 | 3 | 165 | |
| Mitchell | 1,434 | 1,417 | 1 | 5 | 1,683 | 1,703 | | | 1,213 | 9 | 1,886 | | 1,503 | 14 | 1,682 | |
| Monroe | 1,302 | 1,263 | 1 | | 2,932 | 3,128 | | | 1,203 | 3 | 2,072 | | 1,604 | 4 | 2,601 | |
| Montgomery | 1,991 | 1,868 | 1 | | 1,358 | 1,386 | | | 1,864 | 9 | 1,495 | | 2,209 | 15 | 1,671 | |
| Morgan | 1,019 | 1,014 | 3 | | 2,223 | 2,247 | | | 940 | 3 | 1,779 | | 1,260 | 10 | 2,231 | |
| Murray | 1,683 | 1,648 | | 1 | 120 | 127 | | | 1,421 | | 73 | | 1,728 | 5 | 86 | |
| Muscogee | 2,354 | 2,415 | 8 | 11 | 2,747 | 3,219 | 1 | | 2,592 | 62 | 2,604 | 9 | 3,508 | 131 | 3,227 | 9 |
| Newton | 1,792 | 1,632 | 1 | 1 | 1,713 | 1,847 | | | 1,687 | 4 | 1,326 | 1 | 1,959 | 11 | 1,594 | 1 |
| Oconee | 775 | 812 | | | 965 | 965 | | | 770 | 1 | 761 | | 1,003 | 2 | 898 | |
| Oglethorpe | 1,033 | 1,019 | | 1 | 2,789 | 2,611 | | | 1,068 | 4 | 2,165 | | 1,396 | 10 | 2,406 | |
| Paulding | 2,387 | 2,313 | | | 313 | 258 | | | 2,032 | 2 | 247 | | 2,490 | 3 | 304 | |
| Pickens | 1,635 | 1,673 | | | 86 | 105 | | | 1,457 | 5 | 65 | | 1,742 | 8 | 79 | |
| Pierce | 1,287 | 1,255 | | | 442 | 426 | | | 1,067 | 3 | 567 | | 1,215 | 7 | 649 | |
| Pike | 1,326 | 1,730 | | | 2,079 | 2,047 | | | 1,687 | 5 | 1,542 | 1 | 2,089 | 16 | 1,885 | 1 |
| Polk | 2,797 | 2,622 | | 5 | 1,057 | 1,026 | | | 2,479 | 21 | 988 | 2 | 2,866 | 35 | 1,129 | 3 |
| Pulaski | 1,478 | 1,490 | | 2 | 2,249 | 2,378 | | | 1,365 | 11 | 1,880 | | 1,701 | 17 | 2,832 | |
| Putnam | 655 | 611 | 1 | 6 | 2,135 | 2,315 | | | 626 | 2 | 1,486 | | 849 | 10 | 1,879 | |
| Quitman | 223 | 227 | | | 734 | 779 | | | 224 | | 490 | | 801 | 2 | 646 | |
| Rabun | 1,308 | 1,232 | | | 35 | 39 | | | 993 | 2 | 28 | | 1,230 | 4 | 34 | |
| Randolph | 1,023 | 1,103 | | | 2,457 | 2,522 | | | 1,023 | 2 | 1,672 | | 1,317 | 9 | 2,142 | |
| Richmond | 4,292 | 4,630 | 37 | 24 | 4,272 | 4,978 | 2 | | 5,679 | 267 | 5,189 | 26 | 6,881 | 604 | 6,815 | 37 |
| Rockdale | 843 | 849 | | | 669 | 663 | | | 788 | 2 | 546 | | 1,010 | 5 | 653 | |
| Schley | 866 | 845 | | | 730 | 880 | | | 844 | | 563 | | 460 | 1 | 673 | |
| Screeven | 1,723 | 1,660 | 2 | | 2,405 | 2,296 | | | 1,562 | 5 | 1,909 | | 1,883 | 14 | 2,301 | |
| Spalding | 1,562 | 1,592 | 2 | 3 | 1,814 | 1,999 | | | 1,619 | 16 | 1,544 | | 2,011 | 23 | 1,901 | |
| Stewart | 763 | 749 | | | 2,605 | 2,694 | | | 716 | | 1,737 | | 976 | 3 | 2,147 | |
| Sumter | 1,311 | 1,283 | 1 | 6 | 3,956 | 3,948 | | | 1,510 | 15 | 3,116 | | 1,913 | 22 | 3,891 | |
| Talbot | 649 | 717 | | 3 | 1,933 | 1,989 | | | 637 | 1 | 1,204 | | 900 | 4 | 1,537 | |
| Taliaferro | 459 | 443 | 1 | 1 | 1,133 | 1,217 | | | 404 | 2 | 863 | | 565 | 3 | 1,070 | |
| Tattall | 2,825 | 2,730 | 3 | | 1,473 | 1,376 | | | 2,545 | 16 | 1,732 | | 2,910 | 29 | 1,866 | |
| Taylor | 947 | 912 | | | 1,106 | 1,133 | | | 898 | 1 | 776 | | 1,116 | 3 | 935 | |
| Telfair | 1,222 | 1,192 | | | 900 | 931 | | | 1,077 | 7 | 781 | | 1,347 | 13 | 908 | |
| Terrell | 1,130 | 1,063 | | | 2,753 | 2,898 | | | 1,120 | 1 | 2,221 | | 1,376 | 9 | 2,731 | |
| Thomas | 2,729 | 2,587 | 4 | 1 | 3,457 | 3,890 | | | 2,449 | 36 | 2,668 | | 3,029 | 60 | 3,505 | |
| Towns | 979 | 986 | | 1 | 21 | 15 | | | 795 | | 16 | | 956 | | 14 | |
| Troup | 1,587 | 1,640 | 5 | | 3,267 | 3,402 | 1 | | 1,656 | 20 | 2,375 | 1 | 2,093 | 31 | 2,941 | 1 |
| Twiggs | 531 | 589 | | | 1,279 | 1,241 | | | 548 | | 949 | | 693 | 2 | 1,146 | |
| Union | 1,737 | 1,697 | | | 28 | 27 | | | 1,353 | | 16 | | 1,662 | 3 | 24 | |
| Upson | 1,274 | 1,107 | | | 1,639 | 1,679 | | | 1,121 | 1 | 1,222 | | 1,466 | 6 | 1,426 | |
| Walker | 2,722 | 2,466 | 3 | 3 | 482 | 468 | | | 2,552 | 14 | 689 | | 3,129 | 39 | 759 | |
| Walton | 2,512 | 2,545 | 1 | 1 | 1,751 | 1,764 | | | 2,297 | 4 | 1,514 | | 2,784 | 6 | 1,723 | |
| Ware | 1,735 | 1,696 | 4 | 6 | 917 | 929 | | | 1,733 | 22 | 1,291 | | 2,023 | 50 | 1,470 | |
| Warren | 702 | 716 | | | 1,543 | 1,717 | | | 673 | 2 | 1,153 | | 957 | 6 | 1,461 | |
| Washington | 2,157 | 2,881 | | 1 | 3,745 | 3,800 | | | 1,957 | 6 | 2,819 | | 2,488 | 20 | 3,535 | |
| Wayne | 1,549 | 1,580 | 3 | 4 | 420 | 461 | | | 1,216 | 9 | 455 | | 1,462 | 17 | 597 | |
| Webster | 519 | 485 | | | 932 | 887 | | | 422 | | 657 | | 546 | | 781 | |
| White | 1,114 | 1,072 | | | 130 | 134 | | | 334 | 6 | 92 | | 1,082 | 9 | 126 | |
| Whitfield | 2,453 | 2,563 | | 1 | 367 | 406 | | | 2,249 | 2 | 262 | 2 | 2,900 | 25 | 382 | 2 |
| Wilcox | 1,420 | 1,376 | | 1 | 821 | 821 | | | 1,303 | 8 | 931 | | 1,551 | 15 | 1,110 | |
| Wilkes | 1,277 | 1,215 | 1 | | 3,034 | 3,145 | | | 1,151 | 10 | 2,334 | 1 | 1,513 | 20 | 2,896 | 1 |
| Wilkinson | 1,030 | 1,029 | | | 1,245 | 1,385 | | | 976 | 1 | 919 | | 1,305 | 5 | 1,195 | |
| Worth | 2,092 | 2,014 | | | 1,633 | 1,581 | | | 2,014 | 4 | 1,930 | | 2,325 | 5 | 2,269 | |

¹ Includes all persons of negro descent.

² Chinese, Japanese, and Indians.

TABLE 26.—PERSONS OF SCHOOL, MILITIA, AND VOTING AGES, BY SEX, GENERAL NATIVITY, AND COLOR, BY COUNTIES: 1900—Continued.

| COUNTIES. | 5 TO 20 YEARS, INCLUSIVE. | | | | | | | | MALES 18 TO 44 YEARS, INCLUSIVE. | | | | MALES 21 YEARS AND OVER. | | | |
|-------------------------|---------------------------|----------------|----------------|--------------|---------------------|--------------|-----------------------------|-----------|----------------------------------|----------------|---------------------|-----------------------------|--------------------------|----------------|---------------------|-----------------------------|
| | Native white. | | Foreign white. | | Negro. ¹ | | Other colored. ² | | Native white. | Foreign white. | Negro. ¹ | Other colored. ² | Native white. | Foreign white. | Negro. ¹ | Other colored. ² |
| | Males. | Fe-males. | Males. | Fe-males. | Males. | Fe-males. | Males. | Fe-males. | | | | | | | | |
| Illinois—Cont'd. | | | | | | | | | | | | | | | | |
| Lawrence | 3,063 | 3,084 | 2 | 1 | 41 | 64 | | | 3,187 | 10 | 60 | | 4,115 | 78 | 79 | |
| Lee | 4,694 | 4,621 | 133 | 95 | 6 | 10 | | | 6,033 | 825 | 13 | 1 | 7,021 | 1,963 | 26 | 1 |
| Livingston | 7,524 | 6,552 | 335 | 233 | 173 | 35 | 1 | | 7,833 | 1,701 | 223 | 5 | 8,470 | 3,322 | 173 | 4 |
| Logan | 4,996 | 4,729 | 112 | 119 | 58 | 67 | | | 5,651 | 697 | 56 | | 6,564 | 1,592 | 91 | |
| McDonough | 4,675 | 4,553 | 19 | 21 | 28 | 32 | | | 5,656 | 218 | 33 | | 7,517 | 587 | 53 | |
| McHenry | 4,572 | 4,328 | 289 | 265 | 1 | 3 | | | 4,988 | 1,712 | 7 | | 6,164 | 3,015 | 12 | |
| McLean | 10,611 | 10,432 | 331 | 239 | 159 | 207 | | | 13,012 | 1,779 | 294 | 3 | 15,370 | 3,690 | 325 | 3 |
| Macon | 6,895 | 6,941 | 128 | 186 | 30 | 127 | | | 8,627 | 669 | 141 | 3 | 11,009 | 1,405 | 203 | 3 |
| Macoupin | 7,139 | 7,083 | 262 | 227 | 40 | 67 | | | 7,234 | 1,237 | 55 | 3 | 8,226 | 2,717 | 89 | 3 |
| Madison | 10,650 | 10,534 | 249 | 216 | 488 | 501 | | | 12,154 | 1,955 | 669 | 15 | 13,016 | 4,863 | 384 | 16 |
| Marion | 5,466 | 5,373 | 34 | 31 | 97 | 83 | | | 5,614 | 304 | 113 | | 7,176 | 741 | 143 | |
| Marshall | 2,433 | 2,386 | 185 | 157 | 21 | 19 | | | 2,691 | 1,056 | 24 | 3 | 3,263 | 1,667 | 34 | 3 |
| Mason | 3,071 | 2,818 | 26 | 34 | 4 | 1 | | | 3,487 | 238 | 2 | 2 | 4,366 | 683 | 5 | 2 |
| Massac | 2,055 | 2,043 | 3 | 6 | 462 | 387 | 5 | 3 | 2,184 | 47 | 421 | 2 | 2,633 | 176 | 547 | 3 |
| Menard | 2,411 | 2,269 | 85 | 70 | 21 | 20 | | | 2,570 | 457 | 27 | | 3,210 | 318 | 35 | |
| Mercer | 3,398 | 3,326 | 95 | 73 | 23 | 17 | | | 3,845 | 700 | 58 | 4 | 4,793 | 1,885 | 55 | 4 |
| Monroe | 2,663 | 2,632 | 11 | 6 | 5 | 5 | | | 2,492 | 167 | 5 | | 2,695 | 872 | 6 | |
| Montgomery | 5,344 | 5,341 | 64 | 43 | 46 | 52 | | | 5,667 | 376 | 45 | 3 | 7,185 | 1,179 | 69 | 3 |
| Morgan | 5,374 | 5,231 | 71 | 65 | 198 | 181 | | | 6,709 | 429 | 261 | 5 | 8,459 | 1,362 | 340 | 6 |
| Moultrie | 2,676 | 2,629 | 6 | 3 | | 3 | | | 3,141 | 55 | 1 | | 3,973 | 165 | | |
| Ogle | 4,444 | 4,460 | 189 | 174 | 6 | 8 | | | 5,260 | 1,055 | 11 | 3 | 6,846 | 2,014 | 16 | 3 |
| Peoria | 12,980 | 12,969 | 450 | 517 | 196 | 187 | 1 | | 13,081 | 3,151 | 535 | 10 | 20,776 | 6,219 | 633 | 14 |
| Perry | 3,562 | 3,616 | 34 | 37 | 118 | 136 | | | 3,409 | 302 | 160 | 4 | 4,062 | 855 | 206 | 4 |
| Piatt | 2,986 | 2,907 | 11 | 12 | 4 | 5 | | | 3,325 | 138 | 21 | 2 | 4,369 | 387 | 23 | 2 |
| Pike | 5,335 | 5,220 | 7 | 9 | 62 | 72 | | | 6,119 | 90 | 52 | | 8,289 | 486 | 73 | |
| Pope | 2,706 | 2,553 | | 1 | 135 | 133 | | | 2,392 | 24 | 113 | | 2,865 | 109 | 176 | |
| Pulaski | 1,604 | 1,648 | 18 | 9 | 1,107 | 1,107 | | | 1,744 | 125 | 1,218 | 5 | 2,114 | 233 | 1,574 | |
| Putnam | 770 | 716 | 19 | 14 | 6 | 3 | | | 852 | 208 | 5 | | 1,037 | 390 | 8 | |
| Randolph | 4,723 | 4,621 | 31 | 31 | 211 | 223 | | | 5,313 | 393 | 466 | 2 | 6,234 | 1,384 | 543 | 3 |
| Richland | 2,977 | 3,021 | 6 | 3 | | 3 | | | 2,980 | 54 | 4 | | 3,910 | 310 | 6 | |
| Rock Island | 8,101 | 8,161 | 560 | 530 | 79 | 80 | | | 8,750 | 4,017 | 203 | | 9,944 | 6,730 | 241 | |
| St. Clair | 14,141 | 13,943 | 262 | 216 | 632 | 666 | | | 16,782 | 2,610 | 1,101 | 16 | 17,645 | 6,463 | 1,844 | 19 |
| Saline | 4,125 | 4,161 | 2 | 2 | 182 | 174 | | | 3,990 | 26 | 140 | 1 | 4,868 | 82 | 201 | 1 |
| Sangamon | 10,738 | 10,729 | 332 | 349 | 463 | 504 | | | 13,174 | 2,065 | 756 | 4 | 16,071 | 4,145 | 958 | 7 |
| Schuyler | 2,943 | 2,767 | | | | 1 | | | 3,099 | 25 | 2 | | 4,161 | 177 | 4 | |
| Scott | 1,759 | 1,761 | 14 | 11 | 8 | 9 | | | 2,008 | 80 | 6 | | 2,659 | 273 | 7 | |
| Shelby | 5,845 | 5,722 | 22 | 20 | 11 | 13 | | | 6,245 | 171 | 16 | | 8,000 | 639 | 19 | |
| Stark | 1,538 | 1,627 | 15 | 29 | | | | | 2,013 | 140 | 2 | | 2,614 | 406 | 5 | |
| Stephenson | 5,320 | 5,352 | 183 | 187 | 7 | 2 | | | 6,293 | 187 | 44 | 2 | 7,614 | 2,543 | 46 | 2 |
| Tazewell | 5,477 | 5,350 | 179 | 200 | 4 | 5 | | | 5,924 | 1,004 | 5 | 3 | 7,157 | 2,137 | 8 | 4 |
| Union | 4,134 | 4,169 | 4 | 6 | 32 | 37 | | | 4,461 | 84 | 44 | | 5,557 | 230 | 69 | |
| Vermilion | 10,298 | 10,202 | 261 | 251 | 140 | 147 | | | 12,784 | 1,775 | 370 | 2 | 16,788 | 3,213 | 462 | 2 |
| Wabash | 2,238 | 2,295 | 2 | 2 | 9 | 13 | | | 2,449 | 51 | 12 | | 3,040 | 236 | 19 | |
| Warren | 3,629 | 3,475 | 48 | 48 | 57 | 67 | | | 4,561 | 453 | 79 | 3 | 5,856 | 940 | 117 | 3 |
| Washington | 3,811 | 3,585 | 28 | 31 | 14 | 11 | | | 3,123 | 417 | 12 | 1 | 3,412 | 1,522 | 27 | 1 |
| Wayne | 5,459 | 5,423 | 2 | 1 | 1 | 1 | | | 5,101 | 42 | 2 | | 6,520 | 151 | 2 | |
| White | 4,835 | 4,565 | 6 | 5 | 116 | 107 | | | 4,959 | 62 | 110 | 1 | 6,058 | 252 | 145 | 1 |
| Whiteside | 5,411 | 5,276 | 263 | 214 | 13 | 9 | | | 6,248 | 1,357 | 14 | | 7,813 | 2,519 | 18 | |
| Will | 11,440 | 11,051 | 935 | 897 | 126 | 153 | | | 10,764 | 6,474 | 527 | 14 | 11,785 | 10,354 | 566 | 16 |
| Williamson | 5,273 | 5,134 | 30 | 11 | 120 | 97 | | | 5,406 | 255 | 187 | 1 | 6,508 | 406 | 207 | 1 |
| Winnebago | 6,613 | 6,603 | 718 | 637 | 39 | 29 | | | 6,549 | 3,666 | 73 | 2 | 8,168 | 5,742 | 91 | 4 |
| Woodford | 3,610 | 3,567 | 196 | 194 | 17 | 17 | | | 3,588 | 906 | 30 | 2 | 4,215 | 1,318 | 35 | 3 |
| Indiana | 411,353 | 403,863 | 5,253 | 4,925 | 9,011 | 9,378 | 49 | 53 | 484,715 | 31,535 | 14,147 | 213 | 628,674 | 73,037 | 13,186 | 259 |
| Adams | 4,210 | 4,137 | 74 | 41 | | | | | 3,838 | 342 | | | 4,836 | 812 | | |
| Allen | 12,934 | 12,841 | 233 | 303 | 43 | 57 | 3 | | 14,023 | 2,009 | 90 | 15 | 16,485 | 4,631 | 102 | 21 |
| Bartholomew | 4,102 | 3,942 | 11 | 19 | 74 | 73 | | | 4,833 | 111 | 61 | | 6,456 | 459 | 78 | |
| Benton | 2,366 | 2,105 | 25 | 16 | 8 | 20 | | | 2,874 | 225 | 18 | | 3,354 | 572 | 20 | |
| Blackford | 2,924 | 2,364 | 79 | 79 | | 4 | | | 3,487 | 253 | 7 | 1 | 4,497 | 442 | 11 | 1 |
| Boone | 4,515 | 4,283 | 2 | 2 | 21 | 15 | | | 5,224 | 22 | 26 | | 7,334 | 190 | 40 | 1 |
| Brown | 1,916 | 1,857 | | | | 1 | | | 1,676 | | | | 2,317 | 21 | | |
| Carroll | 3,473 | 3,430 | 14 | 10 | 3 | 6 | | | 3,821 | 60 | 3 | | 5,399 | 215 | 9 | |
| Cass | 5,439 | 5,437 | 53 | 40 | 26 | 28 | | | 6,749 | 475 | 103 | 2 | 8,927 | 1,163 | 119 | 2 |
| Clark | 4,800 | 4,687 | 24 | 16 | 579 | 542 | | | 6,198 | 195 | 790 | 2 | 7,581 | 700 | 935 | 2 |
| Clay | 6,262 | 6,247 | 118 | 123 | 75 | 64 | | | 6,069 | 714 | 84 | 4 | 7,507 | 1,330 | 128 | 4 |
| Clinton | 4,846 | 4,684 | 5 | 3 | 16 | 17 | | | 5,644 | 59 | 21 | 1 | 7,755 | 158 | 34 | 2 |
| Crawford | 2,752 | 2,557 | | 1 | 1 | 1 | | | 2,490 | 5 | 1 | | 3,247 | 75 | 1 | |
| Darvess | 5,574 | 5,363 | 16 | 9 | 73 | 74 | | | 5,748 | 114 | 77 | | 7,176 | 369 | 102 | |
| Dearborn | 3,606 | 3,554 | 17 | 15 | 20 | 33 | | | 4,146 | 152 | 27 | 2 | 5,306 | 952 | 42 | 2 |
| Decatur | 3,153 | 3,112 | 5 | 7 | 24 | 18 | | | 3,349 | 58 | 29 | | 5,328 | 323 | 33 | |
| Dekalb | 4,165 | 3,911 | 46 | 28 | 2 | 2 | | | 5,243 | 293 | 3 | | 7,082 | 602 | 4 | |
| Delaware | 8,120 | 7,746 | 103 | 105 | 140 | 176 | | | 10,891 | 649 | 275 | 8 | 13,420 | 1,072 | 325 | 8 |
| Dubois | 4,173 | 3,976 | 11 | 6 | 5 | 3 | | | 3,736 | 97 | 1 | | 4,213 | 609 | 5 | |
| Elkhart | 6,301 | 6,961 | 105 | 98 | 6 | 5 | | | 9,027 | 549 | 20 | 11 | 12,194 | 1,163 | 25 | 12 |
| Fayette | 1,934 | 1,892 | 10 | 3 | 70 | 86 | | | 2,926 | 33 | 95 | | 3,850 | 260 | 124 | 1 |
| Floyd | 4,400 | 4,602 | 28 | 30 | 349 | 374 | | | 5,465 | 247 | 431 | | 6,733 | 937 | 538 | |
| Fountain | 3,519 | 3,490 | 10 | 14 | 2 | 5 | | | 4,450 | 102 | 9 | 1 | 6,020 | 279 | 12 | 1 |
| Franklin | 2,632 | 2,653 | 3 | 13 | | 1 | | | 3,059 | 33 | 1 | | 4,069 | 530 | 4 | |
| Fulton | 3,043 | 2,962 | 3 | 6 | | 4 | | | 3,216 | 43 | 12 | | 4,634 | 200 | 17 | |

¹ Includes all persons of negro descent.

² Chinese, Japanese, and Indians.

TABLE 26.—PERSONS OF SCHOOL, MILITIA, AND VOTING AGES, BY SEX, GENERAL NATIVITY, AND COLOR, BY COUNTIES: 1900—Continued.

| COUNTIES. | 5 TO 20 YEARS, INCLUSIVE. | | | | | | | | MALES 18 TO 44 YEARS, INCLUSIVE. | | | | MALES 21 YEARS AND OVER. | | | |
|-----------------------|---------------------------|-----------|----------------|-----------|---------------------|-----------|-----------------------------|-----------|----------------------------------|----------------|---------------------|-----------------------------|--------------------------|----------------|---------------------|-----------------------------|
| | Native white. | | Foreign white. | | Negro. ¹ | | Other colored. ² | | Native white. | Foreign white. | Negro. ¹ | Other colored. ³ | Native white. | Foreign white. | Negro. ¹ | Other colored. ³ |
| | Males. | Fe-males. | Males. | Fe-males. | Males. | Fe-males. | Males. | Fe-males. | | | | | | | | |
| Indiana—Cont'd. | | | | | | | | | | | | | | | | |
| Gibson | 5,204 | 5,099 | 14 | 10 | 288 | 288 | 1 | | 5,931 | 133 | 805 | 2 | 7,228 | 468 | 419 | 1 |
| Grant | 8,498 | 8,197 | 209 | 193 | 247 | 210 | 5 | 15 | 11,072 | 663 | 298 | 14 | 15,811 | 1,493 | 447 | 16 |
| Greene | 5,221 | 5,252 | 26 | 14 | 25 | 23 | | | 5,445 | 122 | 23 | | 7,036 | 279 | 43 | |
| Hamilton | 5,155 | 4,851 | 60 | 35 | 87 | 109 | | | 5,782 | 167 | 106 | 1 | 7,932 | 311 | 186 | 3 |
| Hancock | 3,291 | 3,195 | 13 | 10 | 20 | 19 | | | 3,826 | 67 | 23 | | 5,224 | 201 | 32 | |
| Harrison | 3,891 | 3,834 | 3 | 1 | 63 | 65 | | | 3,966 | 32 | 65 | | 5,166 | 336 | 95 | |
| Hendricks | 3,645 | 3,256 | 17 | 2 | 147 | 44 | | | 4,192 | 29 | 58 | 2 | 5,899 | 130 | 78 | 2 |
| Henry | 3,887 | 3,682 | 13 | 17 | 72 | 96 | | 1 | 5,085 | 96 | 95 | 3 | 7,203 | 126 | 139 | 5 |
| Howard | 4,786 | 4,691 | 34 | 36 | 95 | 90 | 1 | 1 | 5,524 | 183 | 115 | 3 | 7,593 | 370 | 164 | 2 |
| Huntington | 4,845 | 4,667 | 19 | 30 | 1 | 3 | | | 5,647 | 177 | 5 | 1 | 7,729 | 576 | 6 | 1 |
| Jackson | 4,812 | 4,726 | 9 | 8 | 45 | 27 | | | 5,083 | 102 | 47 | | 6,440 | 493 | 70 | |
| Jasper | 2,608 | 2,529 | 46 | 24 | 1 | | | | 2,673 | 277 | 4 | | 3,410 | 572 | 4 | |
| Jay | 4,787 | 4,498 | 18 | 16 | 17 | 30 | | | 5,194 | 130 | 28 | | 7,074 | 320 | 49 | |
| Jefferson | 3,585 | 3,569 | 5 | 8 | 153 | 145 | | | 4,112 | 76 | 171 | | 5,703 | 481 | 240 | 1 |
| Jennings | 2,621 | 2,534 | 12 | 6 | 56 | 64 | | | 3,019 | 82 | 109 | 3 | 4,037 | 365 | 130 | 5 |
| Johnson | 3,301 | 3,221 | 2 | 2 | 73 | 83 | | | 3,985 | 21 | 77 | 3 | 5,564 | 102 | 107 | 3 |
| Knox | 5,789 | 5,674 | 26 | 23 | 92 | 108 | | | 6,718 | 215 | 136 | 2 | 7,961 | 737 | 191 | 3 |
| Kosciusko | 4,865 | 4,874 | 6 | 8 | 3 | 4 | | | 5,584 | 74 | 4 | 1 | 8,043 | 256 | 12 | 1 |
| Lagrange | 2,576 | 2,425 | 8 | 14 | 2 | | | | 2,955 | 48 | 1 | 1 | 4,230 | 205 | 3 | 1 |
| Lake | 5,849 | 5,953 | 525 | 430 | 3 | 7 | | | 5,737 | 3,392 | 17 | 8 | 6,386 | 5,027 | 21 | 12 |
| Laporte | 6,128 | 5,946 | 337 | 294 | 18 | 14 | | | 6,608 | 1,714 | 153 | 1 | 7,765 | 3,778 | 192 | 1 |
| Lawrence | 4,418 | 4,367 | 23 | 13 | 68 | 40 | | | 5,325 | 156 | 173 | | 6,593 | 263 | 201 | |
| Madison | 11,245 | 10,778 | 395 | 384 | 166 | 153 | | | 15,066 | 1,493 | 417 | 4 | 18,500 | 2,143 | 448 | 6 |
| Marion | 25,084 | 25,891 | 637 | 673 | 2,381 | 2,651 | | | 37,437 | 4,472 | 4,384 | 24 | 46,199 | 9,178 | 5,643 | 32 |
| Marshall | 4,483 | 4,386 | 16 | 16 | 1 | 4 | | | 4,718 | 120 | 6 | | 6,381 | 493 | 5 | |
| Martin | 2,866 | 2,757 | 3 | 1 | 24 | 5 | | | 2,737 | 23 | 156 | | 3,468 | 83 | 167 | |
| Miami | 4,693 | 4,650 | 44 | 59 | 3 | 10 | 25 | 30 | 5,499 | 253 | 18 | 24 | 7,496 | 633 | 33 | 25 |
| Monroe | 3,624 | 3,570 | 3 | 5 | 74 | 81 | | | 4,022 | 43 | 79 | | 5,319 | 128 | 123 | |
| Montgomery | 4,631 | 4,337 | 1 | 8 | 31 | 54 | | | 5,986 | 58 | 49 | 2 | 8,536 | 252 | 85 | 3 |
| Morgan | 3,459 | 3,416 | 1 | | 19 | 19 | | | 4,025 | 22 | 23 | | 5,602 | 99 | 34 | |
| Newton | 1,797 | 1,757 | 35 | 28 | 4 | 5 | | | 2,054 | 175 | 8 | | 2,589 | 434 | 16 | |
| Noble | 3,735 | 3,717 | 20 | 23 | 1 | 2 | | | 4,573 | 212 | | | 6,374 | 636 | 1 | |
| Ohio | 753 | 728 | | | 26 | 24 | | | 832 | 13 | 32 | 1 | 1,231 | 82 | 42 | 1 |
| Orange | 3,109 | 3,067 | | | 15 | 21 | | | 3,267 | 5 | 95 | | 4,241 | 24 | 107 | |
| Owen | 2,761 | 2,666 | 3 | 2 | 31 | 15 | | | 2,818 | 24 | 21 | | 3,871 | 89 | 28 | |
| Parke | 3,858 | 3,672 | 58 | 62 | 49 | 64 | | | 4,371 | 376 | 65 | 3 | 5,912 | 593 | 90 | 3 |
| Perry | 3,545 | 3,577 | 7 | 9 | 43 | 45 | | | 3,377 | 110 | 41 | | 3,912 | 634 | 64 | 1 |
| Pike | 3,869 | 3,797 | 2 | 1 | 33 | 27 | | | 3,902 | 28 | 44 | 1 | 4,929 | 146 | 45 | 1 |
| Porter | 3,313 | 3,104 | 104 | 67 | 2 | 2 | | | 3,587 | 607 | 1 | 2 | 4,160 | 1,460 | 1 | 2 |
| Posey | 3,740 | 3,579 | 4 | 10 | 198 | 220 | | | 4,492 | 106 | 315 | | 5,397 | 540 | 391 | |
| Pulaski | 2,650 | 2,518 | 37 | 35 | 1 | 40 | | | 2,510 | 202 | 3 | | 3,150 | 555 | 3 | |
| Putnam | 3,409 | 3,408 | 4 | 3 | 4 | 55 | | | 4,233 | 28 | 40 | 4 | 6,060 | 138 | 72 | 4 |
| Randolph | 4,741 | 4,660 | 3 | 5 | 36 | 73 | | | 5,543 | 44 | 68 | 1 | 7,772 | 220 | 110 | 2 |
| Ripley | 3,369 | 3,276 | 21 | 12 | 7 | 8 | | | 3,334 | 139 | 10 | | 4,910 | 863 | 11 | |
| Rush | 3,390 | 3,134 | 6 | 5 | 100 | 97 | | | 4,007 | 47 | 111 | | 5,542 | 173 | 166 | |
| St. Joseph | 9,002 | 8,626 | 765 | 706 | 104 | 82 | 1 | | 9,717 | 3,424 | 200 | 19 | 11,888 | 5,157 | 231 | 21 |
| Scott | 1,574 | 1,500 | 1 | | | | | | 1,564 | 10 | 1 | | 2,096 | 39 | 1 | |
| Shelby | 4,320 | 4,197 | 13 | 9 | 78 | 64 | | | 5,404 | 81 | 79 | 1 | 7,251 | 312 | 104 | 2 |
| Spencer | 3,943 | 3,761 | 20 | 8 | 242 | 239 | | | 4,201 | 96 | 267 | 2 | 5,096 | 507 | 359 | 2 |
| Starke | 1,901 | 1,871 | 69 | 53 | | | | | 1,630 | 350 | | | 2,126 | 713 | 3 | 1 |
| Steuben | 2,233 | 2,323 | 1 | 3 | 2 | 1 | | | 3,043 | 32 | 2 | 1 | 4,592 | 145 | 2 | 1 |
| Sullivan | 4,671 | 4,622 | 17 | 13 | 30 | 23 | | | 5,229 | 91 | 46 | 1 | 6,739 | 227 | 60 | 1 |
| Switzerland | 1,912 | 1,911 | 1 | 3 | 11 | 16 | | | 2,295 | 31 | 17 | | 3,253 | 128 | 24 | |
| Tippecanoe | 6,001 | 5,936 | 106 | 96 | 63 | 59 | 3 | | 7,259 | 645 | 101 | 7 | 9,610 | 1,771 | 121 | 7 |
| Tipton | 3,472 | 3,413 | 8 | 7 | | 1 | | | 3,308 | 43 | 2 | | 5,065 | 181 | 3 | |
| Union | 927 | 919 | 1 | | 25 | 20 | 3 | 2 | 1,353 | 13 | 21 | 1 | 2,015 | 91 | 29 | 1 |
| Vanderburg | 10,150 | 10,561 | 125 | 115 | 1,242 | 1,353 | | | 13,301 | 1,109 | 2,157 | 3 | 14,509 | 3,339 | 2,506 | 3 |
| Vermillion | 2,502 | 2,448 | 32 | 23 | 14 | 23 | | | 3,070 | 318 | 38 | 3 | 4,155 | 454 | 44 | 3 |
| Vigo | 9,093 | 9,602 | 96 | 125 | 334 | 376 | | 1 | 12,339 | 879 | 546 | 6 | 15,374 | 2,119 | 721 | 6 |
| Wabash | 4,722 | 4,726 | 21 | 23 | 25 | 27 | 7 | 4 | 5,533 | 147 | 35 | 10 | 7,533 | 424 | 41 | 9 |
| Warren | 1,901 | 1,799 | 7 | 8 | 3 | 6 | | | 2,517 | 47 | 5 | | 3,367 | 139 | 6 | |
| Warrick | 3,972 | 3,954 | 6 | 4 | 156 | 125 | | | 4,261 | 81 | 146 | | 5,221 | 446 | 183 | |
| Washington | 3,535 | 3,405 | | | 2 | | | | 3,691 | 8 | 2 | | 5,003 | 61 | 2 | |
| Wayne | 5,460 | 5,209 | 39 | 44 | 208 | 240 | | | 7,422 | 304 | 276 | 5 | 10,561 | 1,012 | 441 | 6 |
| Wells | 4,135 | 4,228 | 11 | 13 | 1 | 1 | | | 4,767 | 105 | 2 | 1 | 6,257 | 282 | 2 | 1 |
| White | 3,375 | 3,212 | 19 | 9 | 1 | 3 | | | 3,793 | 162 | 2 | | 4,978 | 458 | 4 | |
| Whitley | 2,992 | 2,941 | 6 | 11 | 10 | 7 | | | 3,333 | 51 | 14 | | 4,642 | 233 | 22 | |
| Indian Territory | 62,382 | 58,499 | 291 | 243 | 7,392 | 7,490 | 11,270 | 11,533 | 64,133 | 1,747 | 7,640 | 8,732 | 74,922 | 2,943 | 9,146 | 10,350 |
| Cherokee nation | 13,415 | 12,566 | 7 | 10 | 1,809 | 1,994 | 5,556 | 5,663 | 14,908 | 136 | 1,745 | 4,058 | 17,959 | 875 | 2,223 | 4,350 |
| Chickasaw nation | 26,309 | 24,630 | 27 | 21 | 1,330 | 1,372 | 1,239 | 1,330 | 25,956 | 281 | 1,722 | 933 | 29,666 | 570 | 2,057 | 1,043 |
| Choctaw nation | 13,915 | 13,390 | 246 | 207 | 1,936 | 1,936 | 2,237 | 2,308 | 15,384 | 1,175 | 2,386 | 1,822 | 18,449 | 1,074 | 2,714 | 2,084 |
| Creek nation | 4,304 | 4,613 | 8 | 8 | 1,449 | 1,473 | 1,616 | 1,684 | 5,939 | 134 | 1,568 | 1,410 | 7,020 | 268 | 1,935 | 1,759 |
| Seminole nation | 242 | 195 | 1 | | 208 | 215 | 341 | 356 | 269 | 6 | 198 | 326 | 312 | 18 | 216 | 391 |
| Modoc reservation | 13 | 12 | | | | | 4 | 5 | 19 | | | 12 | 26 | | | 14 |
| Ottawa reservation | 415 | 330 | | | | | 47 | 51 | 330 | 4 | | 24 | 542 | 13 | | 30 |
| Peoria reservation | 240 | 167 | | | | | 49 | 32 | 224 | 3 | 1 | 40 | 272 | 11 | 1 | 36 |
| Quapaw reservation | 107 | 114 | 1 | | | | 31 | 41 | 140 | 6 | | 39 | 166 | 9 | | 43 |
| Seneca reservation | 161 | 163 | | | | | 30 | 32 | 161 | | | 26 | 197 | | | 37 |
| Shawnee reservation | 48 | 43 | 1 | | | | 13 | 11 | 51 | 1 | | 5 | 69 | | | 12 |
| Wyandotte reservation | 203 | 196 | | 2 | | | 42 | 40 | 192 | | | 32 | 244 | 5 | | 51 |

¹ Includes all persons of negro descent.

² Chinese, Japanese, and Indians.

³ Indian reservation.

TABLE 26.—PERSONS OF SCHOOL, MILITIA, AND VOTING AGES, BY SEX, GENERAL NATIVITY, AND COLOR, BY COUNTIES: 1900—Continued.

| COUNTIES. | 5 TO 20 YEARS, INCLUSIVE. | | | | | | | | MALES 18 TO 44 YEARS, INCLUSIVE. | | | | MALES 21 YEARS AND OVER. | | | |
|--------------------|---------------------------|-----------|----------------|-----------|---------------------|-----------|-----------------------------|-----------|----------------------------------|----------------|---------------------|-----------------------------|--------------------------|----------------|---------------------|-----------------------------|
| | Native white. | | Foreign white. | | Negro. ¹ | | Other colored. ² | | Native white. | Foreign white. | Negro. ¹ | Other colored. ² | Native white. | Foreign white. | Negro. ¹ | Other colored. ² |
| | Males. | Fe-males. | Males. | Fe-males. | Males. | Fe-males. | Males. | Fe-males. | | | | | | | | |
| Iowa..... | 373,136 | 366,095 | 12,741 | 11,813 | 1,955 | 1,957 | 98 | 75 | 392,770 | 79,470 | 3,373 | 147 | 472,759 | 157,906 | 4,441 | 192 |
| Adair..... | 3,018 | 2,929 | 46 | 35 | 2 | 1 | | | 2,929 | 270 | | | 3,673 | 690 | 4 | |
| Adams..... | 2,530 | 2,432 | 17 | 18 | 6 | 5 | | | 2,533 | 176 | 5 | | 3,165 | 491 | 6 | |
| Allamakee..... | 3,243 | 3,007 | 75 | 62 | 5 | 7 | | 2 | 3,260 | 598 | 3 | | 3,477 | 1,823 | 2 | 1 |
| Appanoose..... | 4,366 | 4,302 | 125 | 105 | 62 | 56 | | | 4,675 | 611 | 92 | | 6,024 | 997 | 112 | |
| Audubon..... | 2,387 | 2,386 | 156 | 126 | | | | | 1,804 | 881 | 1 | | 2,166 | 1,863 | 2 | |
| Benton..... | 4,218 | 4,092 | 186 | 127 | 1 | 4 | | | 4,598 | 332 | 9 | | 5,517 | 1,749 | 14 | |
| Blackhawk..... | 5,062 | 5,013 | 154 | 139 | 4 | 4 | | 1 | 6,080 | 982 | 9 | 1 | 7,393 | 2,112 | 7 | 1 |
| Boone..... | 4,754 | 4,640 | 141 | 166 | 36 | 37 | | | 4,699 | 1,145 | 71 | | 5,555 | 2,263 | 83 | 1 |
| Bremer..... | 2,696 | 2,665 | 101 | 82 | 1 | | | | 2,832 | 570 | 2 | | 3,264 | 1,398 | 4 | |
| Buchanan..... | 3,403 | 3,301 | 50 | 56 | 4 | 3 | | | 4,131 | 471 | 5 | | 5,137 | 1,825 | 7 | |
| Buena Vista..... | 3,033 | 2,825 | 166 | 127 | | | | 1 | 2,653 | 1,103 | | 2 | 2,378 | 1,941 | 2 | 2 |
| Butler..... | 2,888 | 2,786 | 221 | 213 | | | | | 2,884 | 901 | 1 | 2 | 3,550 | 1,597 | 1 | 3 |
| Calhoun..... | 3,287 | 3,200 | 78 | 86 | | | | | 3,506 | 723 | 2 | 1 | 4,041 | 1,266 | 2 | 1 |
| Carroll..... | 3,820 | 3,788 | 126 | 116 | 11 | 4 | | | 2,943 | 832 | 7 | 2 | 3,270 | 1,876 | 7 | 2 |
| Cass..... | 3,699 | 3,788 | 83 | 75 | 2 | 1 | | | 3,830 | 598 | 3 | 3 | 4,721 | 1,246 | 4 | 3 |
| Cedar..... | 3,136 | 3,104 | 142 | 113 | 2 | 4 | | | 3,454 | 695 | 17 | | 4,261 | 1,359 | 26 | 1 |
| Cerro Gordo..... | 3,438 | 3,265 | 137 | 127 | 4 | 3 | | | 3,914 | 866 | 21 | | 4,542 | 1,606 | 23 | 1 |
| Cherokee..... | 2,882 | 2,884 | 94 | 102 | 2 | 3 | | | 2,769 | 751 | 7 | | 3,232 | 1,336 | 7 | |
| Chickasaw..... | 2,823 | 2,913 | 96 | 96 | | | | | 2,943 | 558 | 3 | 2 | 3,387 | 1,386 | 3 | 2 |
| Clarke..... | 2,206 | 1,992 | 7 | 10 | 14 | 11 | | | 2,512 | 59 | 12 | | 3,314 | 182 | 25 | |
| Clay..... | 2,352 | 2,199 | 105 | 72 | | | | | 2,329 | 672 | 1 | | 2,750 | 1,083 | 1 | |
| Clayton..... | 4,786 | 4,757 | 123 | 94 | | | | | 4,717 | 776 | 3 | | 5,317 | 2,313 | 3 | |
| Clinton..... | 6,864 | 6,891 | 432 | 443 | 30 | 22 | | | 6,815 | 2,472 | 38 | 1 | 7,739 | 5,012 | 62 | 1 |
| Crawford..... | 3,893 | 3,814 | 257 | 225 | 1 | 2 | | | 3,030 | 1,485 | 9 | | 3,201 | 2,653 | 10 | |
| Dallas..... | 4,028 | 3,824 | 28 | 27 | 2 | 4 | | | 4,564 | 258 | 4 | | 5,932 | 604 | 7 | |
| Davis..... | 2,704 | 2,712 | 8 | 5 | 9 | 12 | | | 2,944 | 76 | 15 | | 3,953 | 221 | 20 | |
| Decatur..... | 3,173 | 3,251 | 6 | 6 | 5 | 13 | | | 3,405 | 72 | 9 | | 4,553 | 249 | 18 | |
| Delaware..... | 3,255 | 3,051 | 108 | 72 | | | | | 3,284 | 637 | | | 4,023 | 1,388 | 1 | |
| Des Moines..... | 5,564 | 5,615 | 210 | 230 | 61 | 65 | | | 5,936 | 1,353 | 103 | 3 | 7,005 | 3,269 | 145 | 4 |
| Dickinson..... | 1,383 | 1,409 | 33 | 32 | | | | | 1,464 | 303 | 1 | | 1,734 | 539 | 3 | |
| Dubuque..... | 8,783 | 9,143 | 303 | 329 | 18 | 9 | | | 10,534 | 2,217 | 37 | 2 | 11,252 | 5,345 | 51 | 2 |
| Emmet..... | 1,678 | 1,594 | 88 | 86 | | 3 | | | 1,932 | 537 | 2 | | 2,024 | 956 | 2 | |
| Fayette..... | 4,841 | 4,742 | 166 | 125 | 19 | 16 | | | 5,832 | 1,081 | 23 | | 6,940 | 2,104 | 24 | |
| Floyd..... | 2,820 | 3,032 | 106 | 98 | 2 | 3 | | | 3,106 | 565 | 2 | 2 | 3,301 | 1,303 | 5 | 2 |
| Franklin..... | 2,674 | 2,483 | 153 | 143 | 1 | | | | 2,555 | 789 | 2 | 2 | 2,845 | 1,366 | 3 | 3 |
| Fremont..... | 3,324 | 3,150 | 25 | 19 | 11 | 13 | | | 3,710 | 188 | 16 | 1 | 4,723 | 431 | 20 | 1 |
| Greene..... | 3,239 | 3,108 | 52 | 25 | 1 | 1 | | | 3,432 | 440 | 3 | | 4,167 | 878 | 5 | 1 |
| Grundy..... | 2,279 | 2,310 | 221 | 175 | | | | | 2,040 | 923 | 2 | | 2,213 | 1,585 | 2 | |
| Guthrie..... | 3,376 | 3,218 | 38 | 33 | 1 | 3 | | | 3,513 | 217 | 2 | 3 | 4,613 | 534 | 2 | 3 |
| Hamilton..... | 3,392 | 3,341 | 134 | 125 | 11 | 9 | | | 3,125 | 914 | 10 | 2 | 3,527 | 1,789 | 11 | 2 |
| Hancock..... | 2,457 | 2,264 | 173 | 130 | 2 | 1 | | | 2,147 | 925 | 4 | 2 | 2,292 | 1,439 | 2 | 2 |
| Hardin..... | 4,023 | 3,618 | 222 | 204 | 41 | 4 | | 1 | 3,715 | 372 | 9 | 4 | 4,667 | 1,599 | 5 | 3 |
| Harrison..... | 4,462 | 4,506 | 68 | 66 | 4 | 8 | | | 4,794 | 830 | 9 | | 6,002 | 1,175 | 14 | |
| Henry..... | 2,941 | 2,382 | 45 | 29 | 47 | 71 | | | 3,825 | 377 | 79 | | 5,214 | 349 | 123 | |
| Howard..... | 2,477 | 2,445 | 101 | 83 | 2 | | | | 2,428 | 563 | 5 | | 2,739 | 1,263 | 6 | |
| Humboldt..... | 2,207 | 2,172 | 114 | 92 | | | 1 | | 1,915 | 803 | 1 | | 2,146 | 1,300 | 1 | |
| Ida..... | 2,317 | 2,167 | 97 | 107 | | | | | 1,862 | 764 | 2 | | 2,056 | 1,302 | 2 | |
| Iowa..... | 3,233 | 3,226 | 79 | 54 | | | | | 3,496 | 730 | | 2 | 3,974 | 1,748 | 1 | 2 |
| Jackson..... | 3,917 | 3,962 | 112 | 108 | | | | | 4,049 | 676 | | | 4,849 | 1,791 | 1 | 1 |
| Jasper..... | 4,407 | 4,289 | 132 | 98 | 31 | 23 | | | 5,128 | 599 | 40 | | 6,614 | 1,221 | 53 | |
| Jefferson..... | 2,830 | 2,740 | 40 | 17 | 13 | 13 | | | 3,459 | 266 | 20 | | 4,519 | 699 | 24 | |
| Johnson..... | 3,951 | 3,984 | 94 | 75 | 5 | 7 | | | 4,486 | 736 | 13 | 2 | 5,159 | 1,936 | 22 | 2 |
| Jones..... | 3,572 | 3,434 | 172 | 139 | 4 | 7 | | | 4,014 | 930 | 27 | | 4,989 | 1,673 | 33 | |
| Keokuk..... | 4,294 | 4,179 | 95 | 91 | 9 | 2 | | | 4,506 | 413 | 9 | 1 | 5,859 | 1,030 | 14 | 1 |
| Kossuth..... | 4,087 | 3,759 | 236 | 211 | | | | | 3,679 | 1,327 | 1 | | 3,944 | 2,186 | 1 | |
| Lee..... | 5,933 | 6,014 | 83 | 95 | 231 | 237 | | 1 | 7,460 | 736 | 336 | 2 | 8,949 | 2,254 | 549 | 2 |
| Linn..... | 8,593 | 8,793 | 301 | 342 | 32 | 41 | | | 9,983 | 1,877 | 64 | | 12,527 | 3,443 | 32 | |
| Louisa..... | 2,333 | 2,156 | 24 | 16 | 2 | 2 | | | 2,620 | 105 | 1 | | 3,498 | 352 | 2 | 1 |
| Lucas..... | 2,791 | 2,789 | 39 | 43 | 25 | 36 | | | 2,833 | 272 | 71 | | 3,750 | 573 | 33 | |
| Lyon..... | 2,266 | 2,154 | 218 | 156 | | | | | 1,875 | 1,110 | | | 2,002 | 1,612 | | |
| Madison..... | 3,143 | 2,969 | 9 | 9 | | | | | 3,418 | 132 | 2 | | 4,586 | 354 | 4 | |
| Mahaska..... | 5,299 | 5,138 | 206 | 181 | 343 | 315 | | | 5,871 | 889 | 403 | 4 | 7,645 | 1,651 | 535 | 4 |
| Marion..... | 4,078 | 4,089 | 100 | 90 | 6 | 13 | | | 4,365 | 403 | 5 | 1 | 5,572 | 1,070 | 9 | 1 |
| Marshall..... | 4,644 | 4,596 | 116 | 123 | 15 | 23 | | | 5,212 | 960 | 37 | 2 | 7,241 | 1,960 | 62 | 2 |
| Mills..... | 3,163 | 2,980 | 43 | 49 | 9 | 7 | | | 3,226 | 289 | 7 | | 3,999 | 569 | 12 | |
| Mitchell..... | 2,532 | 2,466 | 65 | 71 | 3 | 4 | | | 2,544 | 509 | 1 | | 2,931 | 1,256 | 4 | |
| Monona..... | 3,258 | 3,099 | 120 | 115 | | 1 | | | 3,156 | 724 | 1 | | 3,741 | 1,191 | 1 | |
| Monroe..... | 3,051 | 3,014 | 92 | 86 | 89 | 74 | | | 3,041 | 522 | 195 | | 3,790 | 1,000 | 236 | |
| Montgomery..... | 2,967 | 2,927 | 89 | 75 | 4 | 6 | | | 3,026 | 579 | 12 | | 3,895 | 1,195 | 19 | |
| Muscatine..... | 4,594 | 4,333 | 194 | 178 | 13 | 26 | | | 5,111 | 903 | 31 | 1 | 6,134 | 2,009 | 54 | 1 |
| O'Brien..... | 3,015 | 2,872 | 181 | 150 | | | 1 | | 2,681 | 1,029 | | 1 | 3,048 | 1,620 | | |
| Osceola..... | 1,623 | 1,501 | 105 | 96 | | | | | 1,316 | 523 | 1 | 2 | 1,468 | 829 | 1 | 2 |
| Page..... | 4,004 | 3,870 | 55 | 55 | 41 | 41 | | | 4,463 | 547 | 51 | | 5,817 | 1,206 | 69 | |
| Palo Alto..... | 2,602 | 2,413 | 115 | 105 | | | | | 2,321 | 778 | | 1 | 2,521 | 1,355 | | 2 |
| Plymouth..... | 4,029 | 3,853 | 233 | 211 | | | | | 3,341 | 1,388 | 1 | 1 | 3,541 | 2,516 | 1 | 1 |
| Pocahontas..... | 2,757 | 2,635 | 119 | 97 | | | | | 2,530 | 861 | | | 2,753 | 1,416 | | 1 |
| Polk..... | 11,999 | 12,172 | 367 | 455 | 271 | 313 | | | 15,803 | 2,757 | 602 | 4 | 19,420 | 4,805 | 746 | 4 |
| Pottawattamie..... | 9,277 | 9,100 | 295 | 353 | 41 | 26 | | 2 | 9,693 | 2,252 | 72 | 1 | 11,394 | 4,078 | 104 | 1 |
| Poweshiek..... | 3,108 | 3,071 | 41 | 56 | 6 | 5 | | | 3,816 | 432 | 12 | | 4,779 | 947 | 20 | |
| Ringgold..... | 2,846 | 2,752 | 12 | 6 | | | | | | | | | | | | |

STATISTICS OF POPULATION.

TABLE 26.—PERSONS OF SCHOOL, MILITIA, AND VOTING AGES, BY SEX, GENERAL NATIVITY, AND COLOR, BY COUNTIES: 1900—Continued.

| COUNTIES. | 5 TO 20 YEARS, INCLUSIVE. | | | | | | | | MALES 18 TO 44 YEARS, INCLUSIVE. | | | | MALES 21 YEARS AND OVER. | | | |
|--------------|---------------------------|-----------|----------------|-----------|---------------------|-----------|-----------------------------|-----------|----------------------------------|----------------|---------------------|-----------------------------|--------------------------|----------------|---------------------|-----------------------------|
| | Native white. | | Foreign white. | | Negro. ¹ | | Other colored. ² | | Native white. | Foreign white. | Negro. ¹ | Other colored. ² | Native white. | Foreign white. | Negro. ¹ | Other colored. ² |
| | Males. | Fe-males. | Males. | Fe-males. | Males. | Fe-males. | Males. | Fe-males. | | | | | | | | |
| Iowa—Cont'd. | | | | | | | | | | | | | | | | |
| Sac | 3,112 | 3,012 | 184 | 119 | 1 | 1 | 1 | 1 | 2,925 | 843 | 2 | 3 | 3,368 | 1,550 | 3 | 3 |
| Scott | 7,338 | 7,765 | 460 | 400 | 68 | 67 | 1 | 1 | 8,251 | 2,879 | 143 | 2 | 8,905 | 6,210 | 176 | 3 |
| Shelby | 3,406 | 3,287 | 174 | 151 | 2 | 2 | 1 | 1 | 2,544 | 1,046 | 3 | 3 | 2,871 | 1,778 | 5 | 1 |
| Sioux | 3,952 | 3,952 | 518 | 492 | 1 | 1 | 1 | 1 | 2,787 | 1,963 | 1 | 2 | 2,877 | 3,153 | 2 | 1 |
| Story | 3,882 | 3,819 | 140 | 162 | 1 | 1 | 1 | 1 | 4,190 | 960 | 3 | 1 | 4,957 | 1,787 | 2 | 1 |
| Tama | 4,165 | 3,949 | 164 | 119 | 7 | 4 | 87 | 74 | 4,092 | 1,108 | 8 | 61 | 4,821 | 2,113 | 7 | 91 |
| Taylor | 3,230 | 3,227 | 10 | 10 | 10 | 9 | | | 3,627 | 132 | 13 | | 4,871 | 355 | 23 | |
| Union | 3,357 | 3,287 | 39 | 31 | 12 | 10 | | | 4,094 | 378 | 47 | | 5,192 | 836 | 52 | |
| Van Buren | 2,805 | 2,762 | 9 | 9 | 15 | 14 | | | 3,329 | 84 | 16 | 1 | 4,698 | 302 | 27 | 1 |
| Wapello | 5,695 | 5,824 | 89 | 105 | 135 | 124 | | | 6,551 | 657 | 226 | 1 | 8,319 | 1,473 | 274 | 2 |
| Warren | 3,507 | 3,507 | 15 | 24 | 10 | 7 | | | 3,946 | 126 | 22 | 1 | 5,207 | 389 | 26 | 1 |
| Washington | 3,370 | 3,255 | 24 | 31 | 9 | 12 | | | 3,975 | 236 | 13 | 1 | 5,323 | 667 | 24 | 1 |
| Wayne | 2,944 | 2,997 | 17 | 13 | | | | | 3,443 | 126 | 4 | 1 | 4,490 | 281 | 5 | 1 |
| Webster | 5,340 | 5,381 | 237 | 191 | 23 | 26 | | | 5,635 | 1,599 | 33 | 2 | 6,011 | 3,099 | 43 | 2 |
| Winnebago | 2,303 | 2,258 | 131 | 109 | | | | | 1,856 | 847 | | 1 | 1,786 | 1,526 | 1 | 2 |
| Winneshiek | 3,967 | 3,942 | 157 | 136 | 1 | 4 | | | 3,795 | 1,002 | 9 | 2 | 3,931 | 2,600 | 11 | 3 |
| Woodbury | 3,745 | 3,690 | 406 | 452 | 42 | 32 | | | 6,667 | 2,990 | 84 | 2 | 11,202 | 4,556 | 109 | 5 |
| Worth | 1,940 | 1,863 | 113 | 104 | 4 | 4 | | | 1,585 | 703 | 4 | 2 | 1,535 | 1,400 | 2 | 2 |
| Wright | 3,211 | 3,059 | 142 | 132 | 1 | | 1 | | 3,069 | 857 | 7 | 4 | 3,557 | 1,458 | 8 | 3 |
| Kansas | 252,628 | 245,069 | 5,102 | 4,817 | 9,379 | 9,499 | 575 | 496 | 261,525 | 31,674 | 10,717 | 523 | 331,614 | 66,938 | 14,695 | 539 |
| Allen | 3,378 | 3,304 | 24 | 24 | 85 | 67 | | | 3,640 | 226 | 83 | | 4,848 | 552 | 115 | |
| Anderson | 2,483 | 2,360 | 12 | 16 | 41 | 61 | | | 2,610 | 111 | 66 | | 3,455 | 847 | 103 | |
| Atchison | 4,474 | 4,307 | 68 | 72 | 550 | 536 | 10 | 7 | 4,946 | 581 | 603 | 6 | 6,044 | 1,320 | 341 | 8 |
| Barber | 1,189 | 1,128 | 9 | 9 | 17 | 8 | | | 1,409 | 75 | 13 | | 1,776 | 147 | 13 | |
| Barton | 2,434 | 2,401 | 149 | 141 | 51 | 56 | | | 2,218 | 609 | 53 | | 2,499 | 1,161 | 83 | |
| Bourbon | 3,936 | 4,168 | 18 | 20 | 300 | 281 | | | 4,343 | 156 | 243 | | 5,897 | 486 | 362 | 2 |
| Brown | 3,628 | 3,665 | 72 | 55 | 94 | 39 | 106 | 100 | 4,117 | 449 | 96 | 96 | 5,126 | 845 | 121 | 109 |
| Butler | 4,351 | 3,999 | 61 | 50 | 35 | 29 | 4 | 2 | 4,457 | 231 | 27 | 1 | 5,332 | 639 | 41 | 1 |
| Chase | 1,482 | 1,439 | 16 | 14 | 33 | 41 | | | 1,617 | 145 | 33 | | 1,938 | 329 | 46 | |
| Chautauqua | 2,226 | 2,149 | 4 | 5 | 33 | 39 | 13 | 10 | 2,318 | 24 | 29 | 4 | 3,007 | 114 | 49 | 5 |
| Cherokee | 7,260 | 7,079 | 193 | 132 | 361 | 363 | 5 | 3 | 7,919 | 801 | 474 | 3 | 9,979 | 1,450 | 598 | 4 |
| Cheyenne | 497 | 432 | 36 | 34 | | | | | 387 | 109 | | | 508 | 176 | | |
| Clark | 321 | 271 | | | | 1 | | | 421 | 11 | 1 | 1 | 500 | 18 | 2 | 1 |
| Clay | 2,882 | 2,811 | 69 | 62 | 33 | 35 | | | 2,584 | 542 | 36 | | 3,054 | 1,164 | 52 | |
| Cloud | 3,345 | 3,224 | 41 | 40 | 13 | 6 | | | 3,147 | 386 | 16 | | 3,890 | 953 | 18 | |
| Coffey | 3,050 | 2,917 | 11 | 10 | 19 | 27 | | | 3,134 | 133 | 24 | | 4,119 | 331 | 41 | |
| Comanche | 313 | 265 | 3 | 1 | | | | | 367 | 25 | | | 445 | 43 | | |
| Cowley | 5,409 | 5,178 | 13 | 19 | 120 | 109 | 4 | 3 | 5,372 | 163 | 149 | 2 | 7,797 | 466 | 201 | |
| Crawford | 6,464 | 6,600 | 352 | 336 | 257 | 272 | | | 6,402 | 1,426 | 557 | | 7,983 | 2,259 | 593 | |
| Decatur | 1,844 | 1,683 | 24 | 26 | 2 | | | | 1,640 | 137 | 2 | | 2,004 | 374 | 5 | |
| Dickinson | 3,912 | 3,694 | 129 | 131 | 45 | 50 | | | 3,306 | 585 | 42 | | 4,604 | 1,304 | 56 | |
| Doniphan | 2,590 | 2,401 | 32 | 26 | 152 | 139 | 2 | | 2,751 | 252 | 163 | | 3,413 | 628 | 226 | 2 |
| Douglas | 3,952 | 3,519 | 32 | 41 | 491 | 538 | 203 | 205 | 3,945 | 335 | 450 | 111 | 5,234 | 932 | 723 | 57 |
| Edwards | 654 | 621 | 8 | 11 | 18 | 18 | | | 705 | 80 | 15 | | 869 | 185 | 19 | |
| Elk | 2,070 | 2,055 | 5 | 1 | | | | | 2,327 | 36 | | | 3,063 | 182 | 1 | |
| Ellis | 1,708 | 1,688 | 123 | 132 | 16 | 15 | | | 903 | 594 | 12 | | 945 | 959 | 17 | |
| Ellsworth | 1,704 | 1,770 | 71 | 77 | 38 | 29 | | | 1,565 | 432 | 40 | | 1,761 | 909 | 45 | |
| Finney | 619 | 550 | 4 | 6 | 11 | 26 | | | 635 | 33 | 23 | | 908 | 81 | 40 | |
| Ford | 928 | 965 | 6 | 1 | 9 | 14 | | | 1,019 | 88 | 12 | | 1,386 | 228 | 17 | |
| Franklin | 3,535 | 3,537 | 20 | 19 | 130 | 140 | 18 | 10 | 3,724 | 170 | 112 | 13 | 5,271 | 491 | 179 | 16 |
| Geary | 1,806 | 1,633 | 51 | 37 | 76 | 57 | | | 2,435 | 407 | 82 | | 2,622 | 305 | 122 | |
| Gove | 441 | 382 | 10 | 3 | 7 | 6 | | | 439 | 66 | 6 | | 552 | 127 | 11 | |
| Graham | 853 | 842 | 42 | 37 | 107 | 121 | | | 794 | 117 | 80 | | 1,011 | 216 | 124 | |
| Grant | 75 | 84 | 2 | 4 | | | | | 75 | 8 | | | 94 | 18 | | |
| Gray | 232 | 227 | 1 | | 5 | 2 | | | 251 | 8 | 4 | | 323 | 30 | 4 | |
| Greeley | 77 | 82 | 3 | 1 | | | | | 87 | 17 | | | 119 | 28 | 1 | |
| Greenwood | 3,023 | 2,868 | 18 | 17 | 15 | 14 | | | 3,229 | 195 | 12 | | 4,076 | 446 | 14 | |
| Hamilton | 233 | 255 | | | 1 | 1 | | | 255 | 16 | | | 369 | 51 | 3 | |
| Harper | 1,970 | 1,838 | 15 | 19 | 4 | 10 | | | 2,187 | 86 | 15 | | 2,719 | 219 | 19 | |
| Harvey | 3,040 | 2,960 | 119 | 123 | 49 | 41 | | | 2,843 | 603 | 52 | | 3,624 | 1,138 | 73 | 1 |
| Haskell | 85 | 73 | 1 | 1 | | | | | 78 | 7 | | | 116 | 14 | | |
| Hodgeman | 362 | 331 | 10 | 11 | 22 | 29 | | | 338 | 45 | 19 | | 434 | 118 | 38 | |
| Jackson | 2,995 | 2,886 | 53 | 27 | 31 | 38 | 119 | 98 | 3,117 | 226 | 30 | 107 | 3,928 | 570 | 45 | 166 |
| Jefferson | 3,117 | 2,889 | 16 | 13 | 141 | 148 | | | 3,217 | 149 | 114 | | 4,188 | 412 | 177 | |
| Jewell | 3,631 | 3,493 | 28 | 20 | 1 | 1 | | | 3,531 | 188 | 1 | | 4,849 | 505 | 2 | |
| Johnson | 2,976 | 2,896 | 39 | 30 | 152 | 171 | 1 | 1 | 3,305 | 230 | 126 | | 4,466 | 621 | 213 | 1 |
| Kearny | 209 | 167 | 5 | 6 | 1 | | | | 202 | 29 | 1 | | 272 | 56 | | |
| Kingman | 2,112 | 1,935 | 11 | 11 | 15 | 13 | | | 1,995 | 98 | 12 | | 2,604 | 233 | 15 | |
| Kiowa | 453 | 410 | 6 | | 1 | 2 | | | 487 | 32 | 1 | | 633 | 62 | 4 | |
| Labette | 4,589 | 4,523 | 16 | 17 | 320 | 326 | 7 | 7 | 4,849 | 166 | 275 | 1 | 6,535 | 523 | 417 | 5 |
| Lane | 320 | 273 | 2 | 3 | | | | | 294 | 26 | | | 373 | 49 | | |
| Leavenworth | 5,452 | 5,244 | 179 | 176 | 790 | 697 | 37 | | 6,390 | 1,163 | 1,121 | 131 | 9,416 | 3,483 | 1,491 | 104 |
| Lincoln | 1,393 | 1,797 | 28 | 24 | 2 | 9 | | | 1,690 | 273 | 8 | | 2,053 | 597 | 15 | |
| Linn | 2,902 | 2,718 | 8 | 4 | 132 | 113 | 4 | 3 | 3,173 | 69 | 113 | | 4,252 | 236 | 172 | 1 |
| Logan | 347 | 334 | 3 | 4 | | 3 | | | 377 | 42 | 6 | | 495 | 89 | 7 | |
| Lyon | 4,212 | 4,202 | 66 | 81 | 199 | 186 | | | 4,233 | 482 | 165 | 2 | 5,533 | 1,153 | 265 | 2 |
| McPherson | 3,935 | 3,858 | 133 | 124 | 11 | 3 | | | 2,918 | 1,242 | 9 | | 3,323 | 2,380 | 9 | |
| Marion | 3,717 | 3,658 | 333 | 323 | 20 | 21 | | | 2,432 | 1,392 | 13 | | 2,375 | 2,222 | 32 | |
| Marshall | 4,317 | 4,192 | 87 | 84 | 62 | 63 | | | 4,253 | 309 | 42 | | 5,007 | 1,722 | 63 | |
| Meade | 272 | | 1 | | 1 | | | | 339 | 28 | 3 | | 426 | 57 | 3 | |

¹ Includes all persons of negro descent.

² Chinese, Japanese, and Indians.

TABLE 26.—PERSONS OF SCHOOL, MILITIA, AND VOTING AGES, BY SEX, GENERAL NATIVITY, AND COLOR, BY COUNTIES: 1900—Continued.

| COUNTIES. | 5 TO 20 YEARS, INCLUSIVE. | | | | | | | | MALES 18 TO 44 YEARS, INCLUSIVE. | | | | MALES 21 YEARS AND OVER. | | | |
|----------------|---------------------------|---------------|----------------|---------------|---------------------|---------------|-----------------------------|---------------|----------------------------------|----------------|---------------------|-----------------------------|--------------------------|----------------|---------------------|-----------------------------|
| | Native white. | | Foreign white. | | Negro. ¹ | | Other colored. ² | | Native white. | Foreign white. | Negro. ¹ | Other colored. ² | Native white. | Foreign white. | Negro. ¹ | Other colored. ² |
| | Males. | Fe- males. | Males. | Fe- males. | Males. | Fe- males. | Males. | Fe- males. | | | | | | | | |
| Kansas—Cont'd. | | | | | | | | | | | | | | | | |
| Miami | 3,481 | 3,298 | 22 | 17 | 201 | 162 | | | 4,085 | 266 | 183 | 3 | 5,400 | 645 | 287 | 3 |
| Mitchell | 2,650 | 2,669 | 40 | 29 | 6 | 36 | | | 2,643 | 225 | 10 | | 3,437 | 556 | 13 | |
| Montgomery | 4,887 | 4,928 | 15 | 22 | 283 | 328 | 3 | 8 | 5,529 | 142 | 308 | 1 | 7,281 | 466 | 394 | 1 |
| Morris | 2,122 | 1,987 | 18 | 17 | 79 | 69 | | | 2,167 | 243 | 70 | | 2,683 | 602 | 106 | |
| Morton | 57 | 47 | | 2 | | 5 | | | 63 | 5 | 6 | | 87 | 11 | 8 | |
| Nemaha | 3,608 | 3,559 | 70 | 79 | 60 | 65 | | | 3,614 | 472 | 43 | | 4,428 | 1,039 | 56 | |
| Neosho | 3,439 | 3,371 | 13 | 12 | 61 | 48 | | | 3,602 | 182 | 50 | | 4,682 | 447 | 76 | |
| Ness | 361 | 328 | 5 | 11 | | | | | 838 | 58 | | | 1,069 | 158 | | |
| Norton | 2,288 | 2,096 | 15 | 11 | 13 | 9 | | | 2,198 | 95 | 8 | | 2,754 | 243 | 8 | |
| Osage | 4,136 | 4,090 | 132 | 109 | 107 | 86 | | | 3,738 | 744 | 97 | | 4,768 | 1,563 | 134 | 1 |
| Osborne | 2,296 | 2,112 | 18 | 16 | 21 | 15 | | | 2,148 | 176 | 23 | | 2,741 | 402 | 32 | |
| Ottawa | 1,982 | 1,943 | 35 | 32 | 13 | 15 | | | 2,048 | 224 | 19 | | 2,643 | 509 | 26 | |
| Pawnee | 907 | 794 | 9 | 11 | 16 | 15 | | | 960 | 72 | 18 | 2 | 1,279 | 187 | 26 | 2 |
| Phillips | 2,828 | 2,671 | 55 | 56 | 22 | 24 | | | 2,501 | 293 | 21 | 1 | 3,122 | 575 | 35 | 1 |
| Pottawatomie | 3,246 | 3,185 | 80 | 47 | 33 | 45 | 5 | 7 | 3,345 | 482 | 47 | 6 | 3,919 | 1,204 | 63 | 8 |
| Pratt | 1,445 | 1,261 | 4 | 6 | 29 | 32 | | | 1,351 | 53 | 35 | | 1,725 | 130 | 48 | |
| Rawlins | 999 | 946 | 41 | 69 | | | | | 730 | 278 | | | 908 | 462 | | |
| Reno | 5,262 | 5,022 | 80 | 62 | 180 | 75 | | | 5,572 | 588 | 115 | 2 | 6,879 | 1,052 | 121 | 2 |
| Republic | 3,392 | 3,264 | 85 | 71 | 2 | 4 | | | 3,188 | 577 | 5 | | 3,841 | 1,172 | 6 | |
| Rice | 2,640 | 2,580 | 27 | 29 | 21 | 28 | | | 2,844 | 220 | 33 | | 3,670 | 488 | 48 | |
| Riley | 2,411 | 2,262 | 64 | 62 | 60 | 62 | | | 2,329 | 516 | 66 | | 2,690 | 1,121 | 95 | |
| Rooks | 1,495 | 1,488 | 11 | 13 | 19 | 15 | | | 1,423 | 96 | 17 | | 1,809 | 243 | 24 | |
| Rush | 1,183 | 1,074 | 102 | 82 | 2 | 4 | | | 864 | 340 | 1 | | 976 | 569 | 2 | |
| Russell | 1,345 | 1,403 | 167 | 135 | 9 | 11 | | | 1,322 | 437 | 14 | | 1,584 | 706 | 19 | |
| Saline | 2,848 | 2,830 | 77 | 57 | 86 | 86 | | | 2,988 | 622 | 80 | | 3,441 | 1,439 | 112 | |
| Scott | 209 | 195 | 6 | 2 | | | | | 218 | 18 | | | 271 | 36 | | |
| Sedgwick | 7,029 | 7,191 | 90 | 107 | 226 | 271 | | | 8,387 | 709 | 360 | 1 | 11,021 | 1,569 | 459 | 2 |
| Seward | 136 | 136 | | | 1 | 2 | | | 192 | 6 | | | 241 | 11 | | |
| Shawnee | 7,823 | 7,648 | 227 | 285 | 1,060 | 1,069 | 17 | 17 | 8,647 | 1,182 | 1,070 | 17 | 11,714 | 2,335 | 1,549 | 20 |
| Sheridan | 755 | 696 | 5 | 8 | 2 | 1 | | | 732 | 65 | | | 898 | 124 | | |
| Sherman | 571 | 585 | 13 | 15 | 2 | 6 | | | 656 | 86 | 1 | | 803 | 155 | 1 | |
| Smith | 3,141 | 2,959 | 43 | 32 | 41 | 42 | | | 3,017 | 251 | 1 | | 3,824 | 548 | 1 | |
| Stafford | 1,816 | 1,810 | 15 | 14 | 4 | 4 | | | 1,911 | 133 | 23 | | 2,303 | 297 | 35 | |
| Stanton | 53 | 51 | | 2 | | | | | 62 | 10 | | | 83 | 14 | | |
| Stevens | 110 | 128 | | 2 | | | | | 118 | 7 | 2 | | 150 | 13 | 2 | |
| Sumner | 4,572 | 4,422 | 18 | 18 | 33 | 43 | | | 5,336 | 156 | 70 | | 7,040 | 496 | 76 | |
| Thomas | 841 | 747 | 16 | 13 | | 3 | | | 723 | 96 | | 1 | 903 | 168 | | 1 |
| Trego | 512 | 456 | 13 | 14 | 4 | 6 | | | 488 | 73 | 7 | | 615 | 160 | 8 | |
| Wabauwsee | 2,270 | 2,032 | 50 | 47 | 155 | 145 | | | 2,215 | 342 | 146 | 5 | 2,561 | 794 | 196 | 5 |
| Wallace | 202 | 192 | 4 | 5 | 3 | 4 | | | 193 | 45 | | | 242 | 97 | | |
| Washington | 4,073 | 3,965 | 100 | 91 | 6 | 6 | | | 3,619 | 650 | 6 | | 4,811 | 1,480 | 8 | |
| Wichita | 193 | 204 | 3 | 3 | | | | | 224 | 33 | | | 306 | 63 | | |
| Wilson | 2,949 | 2,707 | 10 | 5 | 3 | 7 | | | 3,004 | 101 | 11 | | 3,978 | 295 | 17 | |
| Woodson | 1,852 | 1,765 | 11 | 13 | 14 | 13 | | | 1,829 | 116 | 14 | | 2,393 | 314 | 19 | |
| Wyandotte | 10,291 | 10,133 | 416 | 376 | 1,425 | 1,578 | 12 | 15 | 12,353 | 2,960 | 2,022 | 10 | 14,644 | 4,612 | 2,631 | 13 |
| Kentucky | 349,033 | 341,816 | 1,273 | 1,333 | 51,543 | 52,969 | 33 | 27 | 359,033 | 9,844 | 59,635 | 55 | 444,067 | 25,139 | 74,728 | 62 |
| Adair | 2,620 | 2,520 | | | 332 | 349 | | | 2,320 | 2 | 250 | | 3,077 | 7 | 315 | |
| Allen | 2,588 | 2,492 | | 1 | 242 | 222 | | | 2,619 | 2 | 205 | | 3,370 | 8 | 248 | |
| Anderson | 1,660 | 1,729 | | | 188 | 177 | | | 1,760 | 2 | 219 | | 2,305 | 14 | 260 | |
| Ballard | 1,812 | 1,738 | 5 | 2 | 305 | 305 | | | 2,005 | 13 | 346 | | 2,409 | 28 | 394 | |
| Barren | 3,639 | 3,673 | 1 | 1 | 756 | 770 | | | 3,580 | 6 | 620 | | 4,379 | 17 | 835 | |
| Bath | 2,522 | 2,365 | | | 341 | 309 | | | 2,717 | 2 | 347 | | 3,382 | 20 | 437 | |
| Bell | 2,881 | 2,645 | 9 | 10 | 298 | 293 | | | 2,842 | 65 | 537 | | 3,107 | 113 | 641 | |
| Boone | 1,666 | 1,708 | 2 | 4 | 176 | 153 | | | 2,040 | 21 | 147 | | 2,940 | 142 | 220 | |
| Bourbon | 1,813 | 1,748 | 4 | 1 | 1,184 | 1,237 | | | 2,545 | 33 | 1,369 | 1 | 3,312 | 136 | 1,781 | 1 |
| Boyd | 3,334 | 3,438 | 3 | 9 | 124 | 120 | 6 | | 3,720 | 63 | 215 | 7 | 4,390 | 216 | 241 | 6 |
| Boyle | 1,651 | 1,611 | 17 | 18 | 866 | 891 | | | 1,667 | 54 | 902 | | 2,254 | 110 | 1,242 | |
| Bracken | 2,024 | 1,930 | 2 | 3 | 101 | 111 | | | 2,355 | 50 | 109 | | 3,098 | 203 | 158 | |
| Breathitt | 3,118 | 2,926 | 1 | | 66 | 50 | | | 2,467 | 4 | 66 | | 2,744 | 4 | 74 | |
| Breckinridge | 3,526 | 3,408 | 1 | 3 | 473 | 420 | | | 3,626 | 17 | 354 | | 4,640 | 64 | 456 | |
| Bullitt | 1,518 | 1,461 | 8 | 5 | 220 | 218 | | | 1,692 | 24 | 190 | | 2,240 | 70 | 258 | |
| Butler | 2,947 | 2,985 | 3 | | 142 | 145 | | | 2,854 | 5 | 139 | | 3,552 | 16 | 182 | |
| Caldwell | 2,230 | 2,208 | | 2 | 582 | 582 | | | 2,307 | 13 | 534 | | 2,925 | 29 | 622 | |
| Calloway | 3,277 | 3,114 | | | 265 | 272 | | | 3,089 | 245 | 245 | | 3,843 | 4 | 267 | |
| Campbell | 8,807 | 9,075 | 150 | 149 | 81 | 106 | | | 10,270 | 1,184 | 108 | | 11,908 | 3,225 | 147 | |
| Carlisle | 1,871 | 1,806 | 2 | | 114 | 120 | | | 1,986 | 9 | 159 | | 2,442 | 15 | 178 | |
| Carroll | 1,525 | 1,574 | 3 | 6 | 144 | 153 | | | 1,897 | 37 | 183 | | 2,478 | 96 | 221 | |
| Carter | 4,281 | 4,091 | 1 | 1 | 24 | 26 | | | 3,614 | 22 | 35 | | 4,397 | 52 | 47 | |
| Casey | 2,862 | 2,835 | 2 | 3 | 111 | 99 | | | 2,686 | 12 | 95 | | 3,342 | 33 | 114 | |
| Christian | 3,638 | 3,662 | 8 | 7 | 3,220 | 3,474 | | | 4,275 | 44 | 3,002 | | 5,886 | 107 | 3,810 | |
| Clark | 2,050 | 2,057 | | 1 | 860 | 905 | | | 2,302 | 23 | 1,219 | | 3,075 | 56 | 1,565 | |
| Clay | 3,286 | 3,224 | | | 120 | 114 | | | 2,418 | 1 | 94 | | 2,786 | 3 | 116 | |
| Clinton | 1,564 | 1,543 | | | 45 | 31 | 1 | 2 | 1,309 | 27 | | | 1,683 | 4 | 37 | 1 |
| Crittenden | 2,941 | 2,701 | | | 176 | 186 | | | 2,761 | 5 | 157 | | 3,458 | 13 | 211 | |
| Cumberland | 1,630 | 1,626 | | | 198 | 191 | | | 1,437 | 2 | 160 | | 1,776 | 2 | 193 | |
| Davies | 6,269 | 6,093 | 12 | 6 | 1,053 | 1,056 | | | 6,732 | 76 | 1,141 | 1 | 8,352 | 281 | 1,408 | 2 |
| Edmonson | 1,994 | 1,963 | 3 | 1 | 95 | 95 | | | 1,674 | 8 | 73 | | 2,036 | 15 | 98 | |
| Elliott | 2,224 | 2,227 | | | | | | | 1,727 | 1 | | | 2,034 | 4 | 1 | |
| Estill | 2,398 | 2,348 | | | 45 | 46 | | | 2,080 | 3 | 46 | | 2,485 | 6 | 56 | |
| Fayette | 4,089 | 3,894 | 29 | 28 | 2,467 | 2,730 | | | 5,895 | 232 | 3,137 | 2 | 7,555 | 636 | 4,037 | 2 |
| Fleming | 2,947 | 2,834 | | | 309 | 296 | | | 2,936 | 13 | 232 | | 3,970 | 59 | 384 | |

¹ Includes all persons of negro descent.

² Chinese, Japanese, and Indians.

TABLE 26.—PERSONS OF SCHOOL, MILITIA, AND VOTING AGES, BY SEX, GENERAL NATIVITY, AND COLOR, BY COUNTIES: 1900—Continued.

| COUNTIES. | 5 TO 20 YEARS, INCLUSIVE. | | | | | | | | MALES 18 TO 44 YEARS, INCLUSIVE. | | | | MALES 21 YEARS AND OVER. | | | |
|---------------|---------------------------|-----------|----------------|-----------|---------------------|-----------|-----------------------------|-----------|----------------------------------|----------------|---------------------|-----------------------------|--------------------------|----------------|---------------------|-----------------------------|
| | Native white. | | Foreign white. | | Negro. ¹ | | Other colored. ² | | Native white. | Foreign white. | Negro. ¹ | Other colored. ² | Native white. | Foreign white. | Negro. ¹ | Other colored. ² |
| | Males. | Fe-males. | Males. | Fe-males. | Males. | Fe-males. | Males. | Fe-males. | | | | | | | | |
| Kentucky—Con. | | | | | | | | | | | | | | | | |
| Floyd | 3,896 | 3,296 | | 2 | 33 | 27 | | | 2,687 | 2 | 22 | | 3,069 | 5 | 31 | |
| Franklin | 2,912 | 2,666 | 18 | 12 | 673 | 695 | | | 3,707 | 86 | 1,380 | 3 | 4,706 | 173 | 1,592 | 3 |
| Fulton | 1,651 | 1,475 | 5 | 2 | 570 | 512 | | | 1,918 | 31 | 743 | 2 | 2,826 | 65 | 805 | 2 |
| Gallatin | 772 | 747 | | | 114 | 119 | | | 1,009 | 6 | 98 | | 1,307 | 34 | 139 | |
| Garrard | 1,714 | 1,685 | 1 | | 573 | 604 | | | 1,758 | 8 | 544 | | 2,292 | 21 | 695 | |
| Grant | 2,322 | 2,258 | 1 | 1 | 79 | 80 | | | 2,601 | 17 | 74 | | 3,466 | 66 | 115 | |
| Graves | 5,921 | 5,727 | | | 667 | 671 | | | 5,821 | 6 | 640 | | 7,195 | 29 | 778 | |
| Grayson | 3,957 | 3,814 | | | 85 | 88 | | | 3,539 | 15 | 74 | | 4,432 | 39 | 101 | |
| Green | 2,058 | 1,997 | 1 | | 356 | 393 | | | 1,957 | 5 | 269 | | 2,486 | 11 | 350 | |
| Greenup | 3,030 | 2,981 | | | 46 | 47 | | | 2,728 | 17 | 40 | | 3,427 | 70 | 66 | |
| Hancock | 1,606 | 1,494 | 2 | 2 | 124 | 133 | | | 1,605 | 15 | 94 | | 2,085 | 57 | 147 | |
| Hardin | 3,802 | 3,856 | 3 | 5 | 357 | 408 | | | 3,975 | 28 | 412 | | 5,254 | 101 | 593 | |
| Harlan | 2,064 | 1,964 | | | 45 | 52 | | | 1,721 | 3 | 38 | | 1,885 | 3 | 38 | |
| Harrison | 2,878 | 2,855 | 6 | 5 | 418 | 464 | | | 3,222 | 36 | 486 | 1 | 4,257 | 108 | 644 | 1 |
| Hart | 3,232 | 3,047 | 1 | | 433 | 460 | | | 2,999 | 12 | 353 | | 3,914 | 17 | 500 | |
| Henderson | 4,550 | 4,476 | 14 | 14 | 1,683 | 1,613 | | | 4,910 | 110 | 1,929 | 2 | 5,987 | 300 | 2,332 | 2 |
| Henry | 2,261 | 2,108 | 2 | | 391 | 384 | | | 2,566 | 20 | 340 | | 3,527 | 55 | 466 | |
| Hickman | 1,927 | 1,710 | 1 | | 426 | 391 | | | 1,936 | 14 | 463 | | 2,387 | 82 | 540 | |
| Hopkins | 4,988 | 4,920 | 2 | 9 | 963 | 971 | | | 5,193 | 31 | 1,229 | | 6,471 | 110 | 1,396 | |
| Jackson | 2,255 | 2,244 | | | 8 | 6 | | | 1,834 | 2 | 8 | | 2,116 | 3 | 2 | |
| Jefferson | 28,698 | 29,335 | 637 | 721 | 5,883 | 6,525 | | | 37,990 | 4,792 | 11,603 | 3 | 42,904 | 11,110 | 13,967 | 3 |
| Jessamine | 1,531 | 1,539 | | | 627 | 681 | | | 1,678 | 13 | 661 | | 2,282 | 46 | 868 | |
| Johnson | 2,992 | 2,817 | | | | | | | 2,392 | 1 | | | 2,878 | 1 | 1 | |
| Kenton | 9,858 | 10,111 | 104 | 121 | 453 | 555 | 1 | | 11,487 | 1,255 | 759 | 13 | 12,806 | 3,538 | 969 | 16 |
| Knott | 1,941 | 1,888 | | | 36 | 23 | | | 1,375 | 1 | 39 | | 1,559 | 2 | 40 | |
| Knox | 3,588 | 3,360 | | | 143 | 161 | | | 3,029 | 9 | 147 | | 3,514 | 16 | 185 | |
| Larue | 1,929 | 1,831 | 1 | 1 | 147 | 152 | | | 1,539 | 5 | 140 | | 2,401 | 19 | 190 | |
| Laurel | 3,469 | 3,335 | 50 | 43 | 136 | 126 | 1 | 1 | 2,928 | 139 | 134 | 1 | 3,461 | 230 | 157 | 2 |
| Lawrence | 4,027 | 4,105 | | 1 | 33 | 31 | | | 3,446 | 5 | 42 | | 4,164 | 16 | 49 | |
| Lee | 1,602 | 1,620 | | | 55 | 51 | | | 1,327 | 10 | 64 | | 1,609 | 18 | 70 | |
| Leslie | 1,454 | 1,413 | | | 2 | 13 | | | 1,143 | 2 | 17 | | 1,270 | 2 | 15 | |
| Letcher | 2,064 | 1,945 | | | 9 | 13 | | | 1,629 | | 12 | | 1,777 | | 9 | |
| Lewis | 3,396 | 3,303 | | 1 | 32 | 30 | | | 3,373 | 11 | 23 | | 4,403 | 69 | 43 | |
| Lincoln | 2,460 | 2,417 | 48 | 34 | 664 | 767 | | | 2,287 | 124 | 603 | | 3,127 | 285 | 826 | |
| Livingston | 2,133 | 2,016 | 1 | | 144 | 157 | | | 2,123 | 5 | 161 | | 2,624 | 19 | 197 | |
| Logan | 3,645 | 3,330 | | | 1,388 | 1,295 | | | 3,820 | 17 | 1,254 | | 5,041 | 58 | 1,590 | |
| Lyon | 1,417 | 1,387 | 1 | 1 | 405 | 352 | | | 1,595 | 19 | 571 | | 1,938 | 20 | 604 | |
| McCracken | 3,669 | 3,646 | 11 | 3 | 1,210 | 1,266 | 1 | 2 | 4,988 | 116 | 1,795 | 5 | 5,788 | 324 | 2,093 | 5 |
| McLean | 2,207 | 2,105 | | 1 | 164 | 164 | | | 2,339 | 9 | 201 | | 2,999 | 32 | 237 | |
| Madison | 3,580 | 3,475 | 5 | 1 | 1,306 | 1,376 | | | 3,602 | 22 | 1,157 | | 4,746 | 47 | 1,510 | |
| Magoffin | 2,532 | 2,506 | 1 | | 27 | 32 | | | 2,007 | 58 | 18 | 12 | 2,321 | 66 | 24 | 14 |
| Marion | 2,505 | 2,592 | 1 | 5 | 577 | 537 | 22 | 22 | 2,369 | 26 | 528 | | 3,134 | 59 | 677 | |
| Marshall | 2,637 | 2,599 | | | 73 | 73 | | | 2,547 | 2 | 69 | | 3,169 | 13 | 79 | |
| Martin | 1,265 | 1,159 | | | 2 | 3 | | | 986 | | 1 | | 1,169 | 2 | 3 | |
| Mason | 2,687 | 2,638 | 5 | 2 | 660 | 684 | | | 3,363 | 65 | 763 | | 4,544 | 231 | 1,020 | |
| Meade | 1,930 | 1,822 | | | 189 | 177 | | | 1,756 | 8 | 161 | | 2,330 | 35 | 205 | |
| Menifee | 1,489 | 1,459 | | 1 | 8 | 5 | | | 1,313 | | 7 | | 1,471 | 7 | 11 | |
| Mercer | 2,138 | 2,070 | | 2 | 447 | 414 | | | 2,321 | | | | 3,114 | 32 | 630 | |
| Metcalfe | 1,712 | 1,657 | | | 200 | 225 | | | 1,638 | 9 | 331 | | 2,177 | 15 | 199 | |
| Monroe | 2,488 | 2,446 | | | 155 | 147 | | | 2,246 | | 116 | | 2,792 | 1 | 123 | |
| Montgomery | 1,728 | 1,654 | 2 | 2 | 633 | 657 | 1 | | 1,833 | 21 | 644 | 1 | 2,416 | 64 | 334 | 1 |
| Morgan | 2,664 | 2,628 | | | 4 | 7 | | | 2,359 | 31 | 13 | | 2,738 | 84 | 14 | |
| Muhlenberg | 3,662 | 3,455 | 14 | 10 | 474 | 447 | | | 3,622 | 31 | 369 | | 4,512 | 106 | 497 | |
| Nelson | 2,453 | 2,446 | 3 | 2 | 727 | 666 | | | 2,302 | 29 | 633 | | 3,170 | 77 | 331 | |
| Nicholas | 1,889 | 1,859 | | 1 | 254 | 241 | | | 2,137 | 11 | 276 | | 2,893 | 51 | 363 | |
| Ohio | 5,034 | 4,775 | 8 | 6 | 231 | 243 | | | 5,055 | 46 | 232 | | 6,323 | 110 | 367 | |
| Oldham | 859 | 854 | 4 | 1 | 295 | 319 | | | 1,074 | 20 | 316 | | 1,513 | 72 | 436 | |
| Owen | 2,903 | 2,901 | 1 | 1 | 284 | 304 | | | 3,196 | 7 | 234 | | 4,301 | 41 | 365 | |
| Owsley | 1,396 | 1,333 | | | 16 | 18 | | | 1,237 | | 11 | | 1,435 | 15 | 15 | |
| Pendleton | 2,303 | 2,643 | 1 | 2 | 91 | 95 | | | 2,651 | 34 | 120 | | 3,468 | 219 | 132 | |
| Perry | 1,769 | 1,767 | | | 29 | 39 | | | 1,379 | | 34 | | 1,569 | 1 | 35 | |
| Pike | 5,012 | 4,787 | | | 36 | 35 | | | 3,877 | 1 | 47 | | 4,457 | 5 | 53 | |
| Powell | 1,222 | 1,235 | | | 90 | 74 | | | 1,200 | 4 | 77 | | 1,423 | 97 | 97 | |
| Pulaski | 6,093 | 5,823 | 1 | 2 | 248 | 274 | | | 5,423 | 29 | 278 | | 6,768 | 79 | 333 | |
| Robertson | 876 | 857 | | | 24 | 27 | | | 978 | | 29 | | 1,261 | 10 | 41 | |
| Rockcastle | 2,419 | 2,420 | 2 | 1 | 25 | 39 | | | 2,236 | 11 | 33 | | 2,765 | 22 | 46 | |
| Rowan | 1,731 | 1,641 | | | 9 | 10 | | | 1,534 | 10 | 17 | | 1,861 | 14 | 18 | |
| Russell | 1,827 | 1,889 | | | 55 | 77 | | | 1,693 | | 43 | | 2,142 | 2 | 55 | |
| Scott | 2,313 | 2,260 | | | 931 | 992 | | | 2,745 | 32 | 962 | | 3,537 | 93 | 1,235 | |
| Shelby | 2,249 | 2,301 | 8 | 3 | 943 | 904 | | | 2,833 | 33 | 832 | | 3,862 | 34 | 1,199 | |
| Simpson | 1,543 | 1,514 | 5 | 6 | 500 | 517 | | | 1,770 | 22 | 425 | | 2,467 | 46 | 591 | |
| Spencer | 1,119 | 1,071 | | | 259 | 242 | | | 1,256 | 5 | 196 | | 1,651 | 13 | 238 | |
| Taylor | 1,791 | 1,809 | | 4 | 349 | 348 | | | 1,703 | 3 | 256 | | 2,253 | 16 | 343 | |
| Todd | 1,994 | 1,970 | | | 1,253 | 1,222 | | | 2,190 | 2 | 1,123 | | 2,942 | 13 | 733 | |
| Trigg | 2,006 | 2,034 | | | 772 | 708 | | | 2,009 | 7 | 620 | | 2,547 | 20 | 487 | |
| Trimble | 1,260 | 1,252 | 2 | 3 | 41 | 39 | | | 1,393 | 9 | 44 | | 1,909 | 33 | 56 | |
| Union | 3,551 | 3,439 | 4 | 1 | 594 | 628 | | | 3,324 | 30 | 612 | | 4,633 | 39 | 735 | |
| Warren | 4,163 | 4,023 | 5 | 6 | 1,298 | 1,339 | | | 4,451 | 50 | 1,259 | | 5,876 | 149 | 1,662 | |
| Washington | 2,393 | 2,353 | 3 | 4 | 346 | 413 | | | 2,332 | 10 | 327 | | 2,993 | 34 | 445 | |
| Wayne | 2,999 | 2,771 | | | 120 | 131 | | | 2,443 | 5 | 103 | 1 | 3,065 | 14 | 130 | 1 |

¹ Includes all persons of negro descent.

² Chinese, Japanese, and Indians.

STATISTICS OF POPULATION.

TABLE 26.—PERSONS OF SCHOOL, MILITIA, AND VOTING AGES, BY SEX, GENERAL NATIVITY, AND COLOR, BY COUNTIES: 1900—Continued.

Table with columns for Counties, 5 to 20 Years Inclusive (Native white, Foreign white, Negro, Other colored), Males 18 to 44 Years Inclusive (Native white, Foreign white, Negro, Other colored), and Males 21 Years and Over (Native white, Foreign white, Negro, Other colored). Rows list counties from Minnesota to Jones.

1 Includes all persons of negro descent.

2 Chinese, Japanese, and Indians.

3 Indian reservation.

SCHOOL, MILITIA, AND VOTING AGES.

191

TABLE 26.—PERSONS OF SCHOOL, MILITIA, AND VOTING AGES, BY SEX, GENERAL NATIVITY, AND COLOR, BY COUNTIES: 1900—Continued.

| COUNTIES. | 5 TO 20 YEARS, INCLUSIVE. | | | | | | | | MALES 18 TO 44 YEARS, INCLUSIVE. | | | | MALES 21 YEARS AND OVER. | | | |
|------------------|---------------------------|----------|----------------|----------|---------------------|----------|-----------------------------|----------|----------------------------------|----------------|---------------------|-----------------------------|--------------------------|----------------|---------------------|-----------------------------|
| | Native white. | | Foreign white. | | Negro. ¹ | | Other colored. ² | | Native white. | Foreign white. | Negro. ¹ | Other colored. ² | Native white. | Foreign white. | Negro. ¹ | Other colored. ² |
| | Males. | Females. | Males. | Females. | Males. | Females. | Males. | Females. | | | | | | | | |
| Mississippi—Con. | | | | | | | | | | | | | | | | |
| Kemper | 1,869 | 1,715 | | | 2,560 | 2,627 | 40 | 34 | 1,581 | 2 | 1,852 | 33 | 1,887 | 10 | 2,147 | 46 |
| Lafayette | 2,632 | 2,426 | | | 2,040 | 2,103 | | | 2,268 | 12 | 1,620 | 2 | 2,785 | 30 | 1,979 | 2 |
| Lauderdale | 3,503 | 3,637 | 2 | 1 | 3,844 | 4,129 | | | 3,848 | 89 | 3,198 | 1 | 4,664 | 175 | 3,858 | 2 |
| Lawrence | 1,652 | 1,519 | 9 | 4 | 1,841 | 1,786 | | | 1,802 | 5 | 1,164 | 1 | 1,549 | 11 | 1,293 | |
| Leake | 2,245 | 2,206 | | | 1,437 | 1,360 | 84 | 81 | 1,946 | 2 | 1,013 | 64 | 2,303 | 12 | 1,127 | 83 |
| Lee | 2,570 | 2,646 | | | 1,763 | 1,848 | | | 2,484 | 9 | 1,553 | 1 | 3,081 | 34 | 1,830 | 1 |
| Leflore | 421 | 423 | 6 | 6 | 4,189 | 4,229 | | | 785 | 65 | 4,824 | 5 | 858 | 92 | 5,331 | 7 |
| Lincoln | 2,657 | 2,404 | | 2 | 2,049 | 2,954 | | | 2,955 | 38 | 1,640 | 2 | 2,692 | 95 | 1,858 | 2 |
| Lowndes | 1,242 | 1,313 | | | 4,323 | 4,569 | | | 1,402 | 17 | 3,762 | 2 | 1,817 | 53 | 4,822 | 2 |
| Madison | 1,181 | 1,192 | 6 | 5 | 5,516 | 5,672 | | | 1,214 | 44 | 4,161 | 1 | 1,603 | 105 | 5,086 | 1 |
| Marion | 1,955 | 1,910 | | | 1,008 | 969 | | | 1,749 | 10 | 808 | | 1,946 | 16 | 817 | |
| Marshall | 1,734 | 1,884 | 1 | | 4,201 | 4,144 | | | 1,504 | 10 | 3,165 | | 2,043 | 30 | 3,638 | |
| Monroe | 2,336 | 2,224 | | 1 | 3,868 | 3,511 | | 1 | 2,447 | 34 | 3,277 | 4 | 3,081 | 75 | 3,979 | 4 |
| Montgomery | 1,581 | 1,570 | | 2 | 1,818 | 1,938 | | | 1,466 | 11 | 1,394 | | 1,815 | 19 | 1,636 | |
| Neshoba | 2,076 | 1,971 | | | 527 | | 115 | 120 | 1,791 | 5 | 861 | 103 | 2,085 | 15 | 408 | 135 |
| Newton | 2,427 | 2,291 | | | 1,629 | 1,667 | 90 | 87 | 2,122 | 13 | 1,232 | 79 | 2,519 | 30 | 1,453 | 100 |
| Noxubee | 869 | 890 | 3 | 2 | 5,462 | 5,600 | | | 883 | 10 | 4,176 | 1 | 1,173 | 32 | 5,206 | 1 |
| Oktibbeha | 1,215 | 1,194 | 2 | | 2,797 | 3,119 | | | 1,186 | 18 | 2,112 | 1 | 1,516 | 25 | 2,664 | 1 |
| Panola | 2,018 | 1,837 | 1 | 2 | 4,013 | 4,197 | | | 1,770 | 22 | 3,275 | | 2,253 | 56 | 4,059 | |
| Pearl River | 1,050 | 977 | 3 | 2 | 361 | | | | 1,013 | 12 | 541 | 1 | 1,122 | 14 | 524 | 1 |
| Perry | 1,963 | 1,861 | | | 1,001 | 912 | 14 | 5 | 2,108 | 18 | 1,192 | 12 | 2,392 | 35 | 1,204 | 13 |
| Pike | 2,599 | 2,596 | 4 | 8 | 3,067 | 3,052 | | | 2,880 | 61 | 2,346 | 3 | 3,310 | 157 | 2,632 | 3 |
| Pontotoc | 2,722 | 2,780 | | | 1,045 | 1,046 | | | 2,387 | 2 | 852 | | 2,880 | 11 | 1,001 | |
| Prentiss | 2,636 | 2,461 | | 1 | 708 | 683 | | | 2,242 | 1 | 513 | | 2,702 | 8 | 605 | |
| Quitman | 223 | 228 | 1 | | 848 | 778 | | | 301 | 11 | 927 | | 366 | 24 | 1,059 | |
| Rankin | 1,841 | 1,778 | | | 2,649 | 2,741 | | 2 | 1,549 | 6 | 1,908 | 1 | 1,919 | 20 | 2,301 | 2 |
| Scott | 1,697 | 1,623 | | 1 | 1,366 | 1,355 | 33 | 31 | 1,434 | 1 | 1,004 | 24 | 1,752 | 9 | 1,190 | 32 |
| Sharkey | 2,245 | 2,250 | 6 | 7 | 2,056 | 2,136 | | 1 | 1,335 | 37 | 2,468 | 3 | 420 | 50 | 2,855 | 5 |
| Simpson | 1,624 | 1,714 | | | 1,089 | 1,166 | | | 1,386 | 1 | 779 | | 1,614 | 9 | 888 | |
| Smith | 2,346 | 2,231 | | | 553 | 492 | | | 1,873 | 1 | 385 | | 2,148 | 8 | 433 | |
| Sunflower | 728 | 686 | 4 | 2 | 2,291 | 2,232 | | | 994 | 42 | 2,907 | 5 | 1,177 | 66 | 3,416 | 7 |
| Tallahatchie | 1,252 | 1,267 | 2 | | 2,753 | 2,849 | 2 | 3 | 1,262 | 27 | 2,691 | 1 | 1,501 | 49 | 3,045 | 6 |
| Tate | 1,706 | 1,657 | 1 | | 2,650 | 2,723 | | | 1,537 | 7 | 1,995 | | 1,873 | 22 | 2,377 | |
| Tipah | 2,019 | 2,104 | | | 625 | 688 | | | 1,764 | 1 | 446 | | 2,172 | 11 | 529 | |
| Tishomingo | 1,826 | 1,826 | | | 210 | 223 | | | 1,528 | 1 | 165 | | 1,980 | 8 | 213 | |
| Tunica | 257 | 231 | | | 2,750 | 2,800 | | | 449 | 20 | 3,797 | 4 | 567 | 31 | 4,326 | 6 |
| Union | 2,514 | 2,436 | | | 923 | 949 | | | 2,232 | 4 | 718 | | 2,755 | 9 | 817 | |
| Warren | 1,654 | 1,723 | 26 | 20 | 5,540 | 5,789 | | | 2,188 | 198 | 6,006 | 9 | 2,612 | 441 | 7,446 | 11 |
| Washington | 751 | 790 | 32 | 34 | 8,167 | 8,392 | 10 | 1 | 1,179 | 167 | 10,037 | 39 | 1,453 | 275 | 12,046 | 53 |
| Wayne | 1,569 | 1,618 | 1 | | 1,082 | 1,153 | | | 1,235 | 8 | 763 | | 1,539 | 19 | 975 | |
| Webster | 2,042 | 1,913 | | | 908 | 850 | | | 1,719 | 1 | 653 | | 2,066 | 7 | 736 | |
| Wilkinson | 843 | 831 | 5 | 2 | 3,597 | 3,764 | | | 753 | 26 | 2,786 | | 985 | 56 | 3,303 | |
| Winston | 1,624 | 1,644 | | | 1,356 | 1,391 | 6 | 9 | 1,487 | 1 | 910 | 5 | 1,791 | 11 | 1,044 | 7 |
| Yalobusha | 1,729 | 1,794 | 1 | 4 | 2,262 | 2,237 | | | 1,747 | 35 | 1,719 | | 2,172 | 88 | 2,073 | |
| Yazoo | 1,894 | 1,897 | 2 | 3 | 6,931 | 7,026 | | | 1,985 | 46 | 6,347 | 3 | 2,371 | 118 | 7,557 | 3 |
| Missouri | 519,944 | 515,363 | 6,912 | 7,195 | 27,539 | 28,223 | 53 | 24 | 571,731 | 52,885 | 37,949 | 363 | 697,314 | 112,433 | 46,418 | 469 |
| Adair | 3,739 | 3,823 | 22 | 24 | 55 | 64 | | | 4,161 | 135 | 52 | | 5,391 | 290 | 73 | |
| Andrew | 3,051 | 3,962 | 20 | 13 | 31 | 50 | | | 3,240 | 192 | 47 | | 4,332 | 436 | 63 | |
| Atchison | 3,053 | 2,860 | 15 | 24 | 4 | 9 | | | 3,604 | 186 | 8 | | 4,278 | 433 | 11 | |
| Andrain | 3,500 | 3,482 | 14 | 11 | 308 | 317 | | | 3,697 | 84 | 355 | 3 | 4,942 | 317 | 434 | 3 |
| Barry | 5,182 | 4,944 | 32 | 36 | 2 | | | | 4,337 | 197 | 1 | | 5,589 | 417 | 1 | |
| Barton | 3,497 | 3,273 | 17 | 15 | 6 | 8 | | | 3,482 | 128 | 8 | | 4,617 | 333 | 12 | |
| Bates | 5,455 | 5,330 | 47 | 51 | 63 | 52 | | | 5,543 | 237 | 61 | | 7,495 | 532 | 74 | |
| Benton | 3,310 | 3,107 | 9 | 6 | 38 | 43 | | | 2,849 | 95 | 36 | | 3,600 | 370 | 45 | |
| Bollinger | 2,999 | 2,987 | 6 | 3 | 1 | 5 | | | 2,680 | 47 | 1 | | 3,287 | 139 | 2 | |
| Boone | 4,258 | 4,171 | 7 | 5 | 891 | 915 | | | 4,845 | 55 | 897 | | 6,523 | 167 | 1,125 | |
| Buchanan | 18,944 | 18,203 | 440 | 451 | 1,092 | 1,074 | | | 30,136 | 2,697 | 2,018 | 6 | 33,114 | 4,823 | 2,141 | 7 |
| Butler | 3,036 | 2,967 | 8 | 11 | 232 | 247 | | | 3,443 | 33 | 393 | 3 | 3,975 | 159 | 455 | 4 |
| Caldwell | 2,842 | 2,733 | 5 | 5 | 70 | 71 | | | 3,216 | 80 | 102 | | 4,274 | 269 | 126 | |
| Callaway | 3,840 | 3,743 | 13 | 11 | 821 | 834 | | | 4,368 | 100 | 764 | | 6,015 | 306 | 990 | |
| Camden | 2,761 | 2,585 | 3 | 1 | 17 | 18 | | | 2,375 | 33 | 21 | | 2,958 | 91 | 23 | |
| Cape Girardeau | 4,235 | 4,215 | 17 | 11 | 392 | 403 | | | 4,337 | 155 | 398 | 1 | 4,898 | 756 | 498 | 1 |
| Carroll | 4,577 | 4,577 | 12 | 12 | 263 | 240 | | | 4,856 | 155 | 265 | | 6,304 | 469 | 331 | |
| Carter | 1,315 | 1,318 | 4 | | 1 | 1 | | | 1,333 | 12 | 1 | | 1,659 | 31 | 2 | |
| Cass | 4,107 | 3,951 | 9 | 6 | 129 | 122 | | | 4,407 | 82 | 112 | | 6,136 | 240 | 142 | |
| Cedar | 3,100 | 3,247 | 5 | 2 | 7 | 7 | | | 2,941 | 20 | 7 | | 4,156 | 100 | 10 | |
| Chariton | 4,463 | 4,360 | 19 | 12 | 632 | 676 | | | 4,429 | 149 | 575 | | 5,702 | 558 | 740 | |
| Christian | 3,389 | 3,349 | 11 | 5 | 24 | 25 | | | 3,048 | 84 | 21 | | 3,803 | 223 | 23 | |
| Clark | 2,691 | 2,631 | 6 | 1 | 23 | 32 | | 3 | 3,003 | 54 | 30 | 2 | 3,998 | 255 | 42 | 2 |
| Clay | 2,983 | 3,071 | 14 | 6 | 206 | 209 | | | 3,659 | 130 | 265 | 3 | 4,931 | 265 | 328 | 4 |
| Clinton | 2,711 | 2,784 | 5 | 3 | 220 | 227 | | | 3,205 | 66 | 187 | 2 | 4,369 | 246 | 254 | 2 |
| Cole | 3,162 | 3,120 | 46 | 34 | 353 | 290 | 1 | | 4,128 | 345 | 946 | 2 | 4,671 | 960 | 983 | 1 |
| Cooper | 3,693 | 3,229 | 26 | 21 | 736 | 682 | 26 | | 3,742 | 176 | 737 | 16 | 4,552 | 599 | 891 | 2 |
| Crawford | 2,690 | 2,486 | 10 | 14 | 6 | 13 | | | 2,217 | 94 | 6 | | 2,810 | 274 | 13 | 1 |
| Dade | 3,361 | 3,427 | 8 | 6 | 66 | 56 | | | 3,248 | 77 | 56 | | 4,217 | 192 | 67 | |
| Dallas | 2,300 | 2,335 | 2 | 1 | 1 | 1 | | | 2,368 | 14 | 3 | | 3,094 | 56 | 5 | |
| Davies | 3,333 | 3,300 | 1 | 2 | 61 | 59 | | | 4,089 | 44 | 65 | 1 | 5,487 | 131 | 96 | 2 |
| Dekalb | 2,565 | 2,526 | 10 | 4 | 20 | 24 | | | 2,512 | 66 | 25 | | 3,683 | 245 | 38 | |
| Dent | 2,697 | 2,631 | 2 | 4 | 7 | 6 | | | 2,215 | 31 | 4 | | 2,831 | 85 | 4 | |
| Douglas | 3,597 | 3,533 | 8 | 13 | 4 | 6 | | | 2,804 | 37 | 7 | | 3,586 | 89 | 10 | |
| Dunklin | 4,560 | 4,350 | 2 | 1 | 47 | 45 | | | 4,335 | 29 | 32 | | 5,364 | 54 | 38 | 1 |

¹ Includes all persons of negro descent.

² Chinese, Japanese, and Indians.

STATISTICS OF POPULATION.

TABLE 26.—PERSONS OF SCHOOL, MILITIA, AND VOTING AGES, BY SEX, GENERAL NATIVITY, AND COLOR, BY COUNTIES: 1900—Continued.

| COUNTIES. | 5 TO 20 YEARS, INCLUSIVE. | | | | | | | | MALES 18 TO 44 YEARS, INCLUSIVE. | | | | MALES 21 YEARS AND OVER. | | | |
|----------------|---------------------------|----------|----------------|----------|---------------------|----------|-----------------------------|----------|----------------------------------|----------------|---------------------|-----------------------------|--------------------------|----------------|---------------------|-----------------------------|
| | Native white. | | Foreign white. | | Negro. ¹ | | Other colored. ² | | Native white. | Foreign white. | Negro. ¹ | Other colored. ² | Native white. | Foreign white. | Negro. ¹ | Other colored. ² |
| | Males. | Females. | Males. | Females. | Males. | Females. | Males. | Females. | | | | | | | | |
| Missouri—Con. | | | | | | | | | | | | | | | | |
| Franklin | 5,629 | 5,433 | 40 | 22 | 367 | 354 | | | 5,327 | 364 | 338 | | 5,917 | 1,566 | 470 | |
| Gasconade | 2,393 | 2,305 | 22 | 19 | 11 | 16 | | | 2,023 | 231 | 17 | | 2,147 | 910 | 21 | |
| Gentry | 3,740 | 3,719 | 7 | 5 | | 1 | | | 3,933 | 63 | 4 | | 5,220 | 214 | 7 | |
| Greene | 8,780 | 8,984 | 46 | 41 | 649 | 620 | | | 9,454 | 403 | 627 | | 12,095 | 885 | 823 | |
| Grundy | 3,042 | 3,112 | 7 | 2 | 39 | 45 | | | 3,529 | 123 | 39 | | 4,627 | 253 | 60 | |
| Harrison | 4,542 | 4,441 | 7 | 6 | 4 | 5 | | | 4,669 | 65 | 15 | | 6,078 | 199 | 20 | |
| Henry | 4,789 | 4,837 | 14 | 11 | 231 | 241 | | | 5,128 | 147 | 205 | | 6,837 | 481 | 255 | |
| Hickory | 1,972 | 2,099 | 4 | 3 | | | | | 1,660 | 49 | | | 2,227 | 114 | 1 | |
| Holt | 3,083 | 3,063 | 14 | 9 | 23 | 16 | | | 3,362 | 130 | 41 | 1 | 4,316 | 339 | 51 | 1 |
| Howard | 2,465 | 2,520 | 11 | 9 | 883 | 860 | | | 2,888 | 68 | 837 | | 3,772 | 191 | 1,028 | |
| Howell | 4,421 | 4,330 | 14 | 16 | 45 | 50 | | | 3,628 | 75 | 27 | | 4,880 | 234 | 48 | |
| Iron | 1,811 | 1,665 | 11 | 3 | 43 | 57 | | | 1,452 | 48 | 37 | | 1,763 | 184 | 56 | |
| Jackson | 24,566 | 25,799 | 338 | 962 | 2,508 | 2,737 | 5 | 1 | 38,463 | 6,146 | 5,537 | 63 | 46,297 | 10,110 | 6,238 | 87 |
| Jasper | 13,972 | 14,343 | 57 | 51 | 214 | 230 | | | 19,095 | 638 | 396 | | 23,305 | 1,318 | 461 | 3 |
| Jefferson | 4,597 | 4,516 | 60 | 55 | 212 | 240 | | | 4,443 | 395 | 211 | 6 | 5,199 | 1,268 | 289 | |
| Johnson | 4,733 | 4,521 | 13 | 12 | 813 | 295 | | 5 | 4,873 | 96 | 337 | | 6,766 | 338 | 484 | |
| Knox | 2,350 | 2,376 | 2 | 5 | 32 | 41 | | | 2,573 | 43 | 47 | | 3,361 | 232 | 51 | 1 |
| Laclede | 3,308 | 3,098 | 9 | 16 | 72 | 74 | | | 2,798 | 73 | 63 | | 3,577 | 208 | 86 | |
| Lafayette | 5,132 | 5,056 | 111 | 63 | 767 | 714 | | | 5,166 | 541 | 740 | | 6,416 | 1,277 | 981 | |
| Lawrence | 5,914 | 5,924 | 22 | 33 | 47 | 56 | | | 6,108 | 225 | 61 | | 7,565 | 606 | 83 | |
| Lewis | 2,712 | 2,615 | 2 | 4 | 191 | 182 | | | 3,069 | 46 | 207 | 1 | 4,164 | 288 | 273 | 1 |
| Lincoln | 3,008 | 2,971 | 9 | 9 | 407 | 329 | | | 3,224 | 94 | 290 | | 4,210 | 332 | 392 | |
| Linn | 4,213 | 4,224 | 18 | 21 | 153 | 146 | | | 4,777 | 218 | 149 | | 6,300 | 591 | 207 | |
| Livingston | 3,682 | 3,832 | 7 | 7 | 138 | 128 | | | 4,137 | 147 | 165 | | 5,555 | 472 | 234 | |
| McDonald | 2,718 | 2,687 | 3 | 2 | 1 | | | 3 | 2,371 | 26 | | 3 | 3,148 | 69 | 1 | 3 |
| Macon | 5,554 | 5,408 | 96 | 81 | 253 | 251 | | | 5,745 | 486 | 446 | | 7,602 | 1,010 | 564 | |
| Madison | 2,020 | 1,952 | 2 | 2 | 35 | 53 | | | 1,717 | 23 | 39 | 1 | 2,153 | 110 | 58 | 1 |
| Marion | 2,041 | 1,894 | 3 | 3 | | | | | 1,766 | 41 | | | 2,048 | 162 | | |
| Marion | 3,619 | 3,718 | 80 | 11 | 563 | 563 | | | 4,488 | 246 | 674 | 2 | 5,970 | 741 | 915 | 3 |
| Mercer | 2,760 | 2,638 | | 2 | 13 | 5 | | | 2,815 | 14 | 16 | | 3,657 | 59 | 20 | |
| Miller | 3,054 | 3,034 | 9 | 9 | 41 | 35 | | 1 | 2,627 | 43 | 34 | 1 | 3,319 | 184 | 41 | |
| Mississippi | 1,784 | 1,739 | 9 | 7 | 425 | 385 | | | 2,244 | 41 | 543 | | 2,535 | 81 | 678 | |
| Moniteau | 2,804 | 2,679 | 58 | 41 | 141 | 160 | | | 2,711 | 201 | 117 | 2 | 3,407 | 551 | 160 | 2 |
| Monroe | 3,160 | 3,086 | 6 | 2 | 327 | 323 | | | 3,531 | 43 | 232 | | 4,972 | 180 | 393 | |
| Montgomery | 2,750 | 2,815 | 9 | 9 | 275 | 293 | | | 2,721 | 93 | 239 | | 3,634 | 385 | 334 | |
| Morgan | 2,252 | 2,197 | 9 | 6 | 97 | 84 | | | 2,129 | 57 | 85 | | 2,693 | 280 | 96 | |
| New Madrid | 1,811 | 1,735 | 2 | 3 | 465 | 422 | | | 2,224 | 32 | 418 | | 2,496 | 73 | 508 | |
| Newton | 5,210 | 4,977 | 9 | 9 | 142 | 143 | | 3 | 4,869 | 106 | 113 | 3 | 6,237 | 340 | 167 | 4 |
| Nodaway | 3,879 | 5,073 | 45 | 29 | 24 | 25 | | | 6,504 | 247 | 26 | | 8,420 | 634 | 32 | |
| Oregon | 2,334 | 2,309 | 10 | 16 | 1 | | | | 2,536 | 58 | 4 | | 3,113 | 136 | 4 | |
| Osage | 2,825 | 2,695 | 21 | 13 | 41 | 61 | | | 2,467 | 202 | 51 | | 2,612 | 742 | 76 | |
| Ozark | 2,624 | 2,545 | 1 | 2 | 4 | 7 | | | 2,096 | 8 | 2 | | 2,530 | 29 | 5 | |
| Pemiscot | 2,264 | 2,033 | | | 163 | 150 | | | 2,938 | 24 | 266 | | 3,303 | 51 | 235 | |
| Perry | 2,968 | 2,837 | 13 | 19 | 86 | 97 | | | 2,771 | 125 | 87 | | 3,105 | 453 | 112 | |
| Pettis | 5,210 | 5,139 | 30 | 33 | 510 | 539 | | | 5,707 | 279 | 596 | | 7,231 | 850 | 769 | |
| Phelps | 2,715 | 2,541 | 71 | 48 | 32 | 36 | | | 2,250 | 177 | 29 | | 2,880 | 469 | 45 | 1 |
| Pike | 3,541 | 3,541 | 5 | 4 | 819 | 803 | | | 4,301 | 94 | 854 | 2 | 6,022 | 301 | 1,101 | 2 |
| Platte | 2,715 | 2,592 | 4 | 7 | 199 | 205 | | | 3,149 | 73 | 214 | | 4,101 | 224 | 300 | |
| Polk | 4,551 | 4,434 | 4 | 2 | 32 | 47 | | | 4,046 | 33 | 28 | | 5,423 | 30 | 41 | |
| Pulaski | 2,127 | 2,101 | 4 | 4 | 10 | 14 | | | 1,731 | 50 | 3 | | 2,203 | 136 | 4 | |
| Putnam | 3,267 | 3,096 | 30 | 10 | 1 | 2 | | | 3,134 | 99 | 4 | | 4,052 | 176 | 6 | |
| Ralls | 2,080 | 1,995 | 6 | 2 | 191 | 138 | | | 2,163 | 52 | 132 | | 2,933 | 174 | 20 | |
| Randolph | 3,620 | 3,668 | 27 | 23 | 524 | 554 | | | 4,193 | 220 | 557 | | 5,602 | 557 | 709 | |
| Ray | 4,307 | 4,174 | 25 | 19 | 327 | 317 | | | 4,661 | 147 | 323 | | 5,936 | 325 | 402 | |
| Reynolds | 1,725 | 1,700 | 4 | | | | | | 1,465 | -13 | | | 1,761 | 39 | | |
| Ripley | 2,880 | 2,713 | 2 | 2 | | | | | 2,467 | 16 | 1 | | 3,022 | 57 | 1 | |
| St. Charles | 4,101 | 3,891 | 22 | 26 | 413 | 437 | | | 4,139 | 390 | 406 | 3 | 4,633 | 1,443 | 539 | 3 |
| St. Clair | 3,421 | 3,831 | 5 | 7 | 46 | 56 | | | 3,132 | 50 | 46 | | 4,289 | 135 | 70 | |
| St. Genevieve | 1,955 | 1,996 | 6 | 7 | 97 | 116 | | | 1,764 | 47 | 30 | 1 | 2,083 | 286 | 99 | |
| St. Francois | 4,424 | 4,377 | 31 | 23 | 113 | 135 | | | 4,701 | 343 | 120 | | 5,511 | 588 | 140 | |
| St. Louis | 8,402 | 7,599 | 204 | 180 | 633 | 698 | | | 8,262 | 1,778 | 684 | 3 | 9,084 | 4,031 | 933 | 3 |
| St. Louis city | 79,334 | 82,742 | 3,719 | 4,179 | 4,642 | 4,999 | 11 | 3 | 98,907 | 29,124 | 9,747 | 230 | 104,536 | 55,223 | 11,727 | 312 |
| Saline | 5,192 | 5,160 | 17 | 14 | 931 | 941 | | | 5,786 | 194 | | | 7,468 | 569 | 1,244 | |
| Schuyler | 2,052 | 1,968 | 3 | 3 | | | | | 2,053 | 32 | | | 2,698 | 181 | | |
| Scotland | 2,379 | 2,238 | 4 | 4 | 12 | 17 | | | 2,515 | 31 | 16 | | 3,375 | 126 | 21 | |
| Scott | 2,599 | 2,470 | 9 | 1 | 87 | 105 | | | 2,753 | 63 | 113 | | 3,096 | 139 | 143 | |
| Shannon | 2,310 | 2,252 | 7 | 3 | | 1 | | | 2,085 | 42 | 1 | | 2,520 | 73 | 2 | |
| Shelby | 2,636 | 2,346 | 3 | 1 | 141 | 131 | | | 2,381 | 61 | 136 | | 3,973 | 190 | 173 | 1 |
| Stoddard | 5,269 | 5,125 | 1 | 4 | 6 | 13 | | | 5,104 | 34 | 10 | | 5,391 | 37 | 13 | |
| Stone | 2,127 | 2,001 | 2 | | 1 | | | | 1,805 | 7 | 2 | | 2,250 | 25 | 1 | |
| Sullivan | 3,318 | 3,307 | 5 | 2 | 19 | 23 | | | 3,320 | 33 | 22 | | 4,992 | 133 | 28 | |
| Taney | 2,267 | 2,016 | 1 | 1 | | | | | 1,754 | 16 | 2 | | 2,223 | 55 | 2 | |
| Texas | 4,667 | 4,520 | 10 | 7 | | 1 | | | 3,519 | 65 | | | 4,694 | 190 | 1 | |
| Vernon | 5,723 | 5,451 | 45 | 52 | 48 | 46 | | | 5,329 | 234 | 56 | | 8,079 | 562 | 60 | |
| Warren | 1,802 | 1,686 | 17 | 12 | 130 | 123 | | 1 | 1,699 | 144 | 120 | 1 | 1,898 | 612 | 159 | 7 |
| Washington | 2,766 | 2,698 | 7 | 7 | 131 | 136 | | | 2,441 | 36 | 129 | | 3,117 | 140 | 157 | |
| Wayne | 3,154 | 3,011 | 6 | 3 | 31 | 26 | | | 3,001 | 44 | 24 | | 3,582 | 81 | 25 | |
| Webster | 3,310 | 3,327 | 10 | 11 | 25 | 19 | | | 2,842 | 44 | 22 | | 3,676 | 122 | 27 | |
| Worth | 1,913 | 1,777 | 3 | 2 | 1 | 2 | | | 1,338 | 37 | 2 | | 2,333 | 115 | 2 | |
| Wright | 3,544 | | 5 | 5 | 103 | 96 | | | 2,313 | 50 | 59 | | 3,643 | 144 | 86 | |

¹ Includes all persons of negro descent.

² Chinese, Japanese, and Indians.

STATISTICS OF POPULATION.

TABLE 26.—PERSONS OF SCHOOL, MILITIA, AND VOTING AGES, BY SEX, GENERAL NATIVITY, AND COLOR, BY COUNTIES: 1900—Continued.

| COUNTIES. | 5 TO 20 YEARS, INCLUSIVE. | | | | | | | | MALES 18 TO 44 YEARS, INCLUSIVE. | | | | MALES 21 YEARS AND OVER. | | | |
|---------------|---------------------------|---------------|----------------|---------------|---------------------|---------------|-----------------------------|---------------|----------------------------------|----------------|---------------------|-----------------------------|--------------------------|----------------|---------------------|-----------------------------|
| | Native white. | | Foreign white. | | Negro. ¹ | | Other colored. ² | | Native white. | Foreign white. | Negro. ¹ | Other colored. ² | Native white. | Foreign white. | Negro. ¹ | Other colored. ² |
| | Males. | Fe- males. | Males. | Fe- males. | Males. | Fe- males. | Males. | Fe- males. | | | | | | | | |
| Nebraska—Con. | | | | | | | | | | | | | | | | |
| Loup | 271 | 226 | 5 | 4 | 2 | | | 224 | 23 | | | 299 | 43 | 1 | | |
| McPherson | 86 | 74 | 1 | | | | | 138 | 13 | | | 151 | 24 | | | |
| Madison | 3,010 | 3,029 | 139 | 142 | 8 | 9 | | 2,529 | 927 | 8 | 1 | 2,378 | 1,675 | 14 | 2 | |
| Merrick | 1,579 | 1,584 | 45 | 40 | | | | 1,529 | 344 | 8 | | 1,397 | 652 | 3 | | 2 |
| Nance | 1,452 | 1,378 | 49 | 48 | | | 139 | 110 | 1,507 | 334 | | 57 | 1,763 | 484 | | 14 |
| Nemaha | 2,684 | 2,599 | 46 | 36 | 10 | 11 | 3 | 2,829 | 280 | 3 | 2 | 3,433 | 602 | 5 | 2 | |
| Nuckolls | 2,363 | 2,176 | 84 | 67 | 2 | 2 | | 2,174 | 366 | 1 | | 2,671 | 615 | 1 | | 1 |
| Otoe | 3,771 | 3,743 | 143 | 143 | 20 | 31 | | 3,899 | 933 | 23 | | 4,469 | 1,779 | 41 | | |
| Pawnee | 2,101 | 2,048 | 52 | 48 | | | | 2,054 | 327 | | | 2,555 | 614 | | | |
| Perkins | 310 | 308 | 9 | 5 | | | | 290 | 50 | | | 371 | 111 | | | |
| Phelps | 2,078 | 2,014 | 95 | 102 | 4 | 2 | | 1,411 | 760 | 4 | 2 | 1,495 | 1,381 | 4 | | 2 |
| Pierce | 1,603 | 1,587 | 109 | 81 | | 1 | | 1,215 | 487 | 2 | | 1,300 | 812 | 2 | | |
| Platte | 3,209 | 3,135 | 246 | 198 | 3 | 3 | | 2,184 | 1,344 | 4 | | 2,153 | 2,361 | 5 | | |
| Folk | 1,951 | 1,894 | 88 | 93 | | | | 1,427 | 649 | 1 | | 1,639 | 1,178 | 1 | | |
| Redwillow | 1,712 | 1,734 | 73 | 54 | | | | 1,661 | 299 | 1 | 2 | 2,045 | 533 | | | |
| Richardson | 3,411 | 3,376 | 73 | 66 | 13 | 15 | 2 | 3,550 | 410 | 18 | 4 | 4,415 | 971 | 26 | | 6 |
| Rock | 515 | 522 | 7 | 7 | 1 | | 5 | 502 | 83 | | | 625 | 152 | | | |
| Saline | 3,374 | 3,315 | 133 | 111 | 5 | 5 | | 2,533 | 959 | 6 | | 2,919 | 1,846 | 10 | | |
| Sarpy | 1,597 | 1,430 | 72 | 66 | 4 | 2 | | 1,732 | 582 | 5 | | 1,860 | 931 | 6 | | |
| Saunders | 3,898 | 3,987 | 200 | 166 | 9 | 1 | | 2,820 | 1,552 | 2 | | 3,067 | 2,844 | 3 | | 1 |
| Scotts Bluff | 523 | 404 | 12 | 8 | 1 | | | 571 | 80 | | | 657 | 109 | | | |
| Seward | 2,819 | 2,742 | 94 | 83 | 1 | 2 | | 2,547 | 661 | 8 | | 2,980 | 1,305 | 11 | | |
| Sheridan | 1,104 | 1,126 | 35 | 34 | 1 | 2 | | 982 | 234 | 2 | | 1,221 | 402 | 5 | | |
| Sherman | 1,237 | 1,276 | 54 | 58 | | | | 810 | 399 | | | 901 | 692 | | | |
| Sioux | 381 | 351 | 10 | 9 | | | | 361 | 104 | | | 404 | 173 | | | |
| Stanton | 1,269 | 1,210 | 126 | 112 | | | | 939 | 576 | 1 | | 974 | 357 | 1 | | |
| Thayer | 2,764 | 2,563 | 72 | 65 | 3 | | | 2,377 | 484 | 4 | | 2,309 | 878 | 2 | | |
| Thomas | 109 | 95 | 6 | 4 | | | | 149 | 17 | | | 172 | 26 | | | |
| Thurston | 801 | 746 | 46 | 35 | | | 352 | 311 | 823 | 314 | | 361 | 901 | 331 | | 539 |
| Valley | 1,367 | 1,373 | 61 | 49 | | | | 1,066 | 341 | | | 1,341 | 556 | 2 | | |
| Washington | 2,291 | 2,226 | 114 | 101 | 2 | 1 | | 1,979 | 763 | 1 | | 2,226 | 1,373 | 1 | | |
| Wayne | 1,744 | 1,706 | 158 | 140 | | 1 | | 1,433 | 783 | 3 | | 1,600 | 1,104 | 3 | | |
| Webster | 2,195 | 2,056 | 42 | 54 | 1 | 2 | | 1,924 | 353 | | | 2,364 | 733 | 1 | | |
| Wheeler | 203 | 240 | 10 | 8 | 11 | 4 | | 229 | 59 | 3 | | 285 | 97 | 3 | | |
| York | 3,383 | 3,356 | 86 | 84 | 5 | 10 | | 3,076 | 589 | 7 | | 3,724 | 1,172 | 10 | | |
| Nevada | | | | | | | | | | | | | | | | |
| Churchill | 53 | 56 | 6 | 1 | | | 53 | 55 | 133 | 44 | | 80 | 197 | 67 | | 92 |
| Douglas | 207 | 194 | 17 | 16 | | | 3 | 1 | 196 | 189 | | 11 | 260 | 284 | 3 | 50 |
| Elko | 660 | 550 | 47 | 6 | 1 | | 130 | 96 | 1,105 | 446 | 9 | 235 | 1,340 | 673 | 9 | 450 |
| Esmeralda | 104 | 101 | 12 | 1 | | | 100 | 117 | 166 | 100 | | 180 | 304 | 260 | | 365 |
| Eureka | 256 | 236 | 21 | 5 | 1 | 3 | 25 | 26 | 222 | 156 | 2 | 76 | 294 | 368 | 3 | 155 |
| Humboldt | 429 | 375 | 52 | 17 | 3 | | 134 | 102 | 332 | 498 | 5 | 355 | 1,018 | 690 | 9 | 493 |
| Lander | 151 | 171 | 13 | 7 | 3 | 1 | 28 | 18 | 254 | 120 | 2 | 62 | 308 | 235 | 2 | 107 |
| Lincoln | 416 | 410 | 4 | 7 | | | 30 | 26 | 609 | 278 | 4 | 78 | 796 | 434 | 11 | 197 |
| Lyon | 257 | 256 | 23 | 11 | | | 50 | 44 | 306 | 173 | | 65 | 442 | 336 | 1 | 121 |
| Nye | 99 | 95 | 2 | 2 | | | 64 | 53 | 142 | 37 | | 37 | 203 | 121 | | 111 |
| Ormsby | 339 | 369 | 5 | 3 | | | 103 | 65 | 412 | 90 | 3 | 93 | 567 | 319 | 8 | 165 |
| Storey | 452 | 490 | 8 | 8 | | | 17 | 13 | 489 | 108 | 1 | 33 | 642 | 581 | 7 | 109 |
| Washoe | 1,063 | 982 | 42 | 23 | 2 | 4 | 129 | 135 | 1,602 | 643 | 11 | 306 | 2,054 | 1,122 | 16 | 437 |
| White Pine | 270 | 230 | 6 | 3 | | | 30 | 26 | 335 | 167 | | 41 | 430 | 307 | 1 | 96 |
| New Hampshire | | | | | | | | | | | | | | | | |
| Belknap | 2,148 | 2,079 | 234 | 291 | 15 | 11 | | 3,203 | 711 | 17 | 3 | 5,512 | 1,013 | 16 | 4 | |
| Carroll | 2,045 | 2,108 | 68 | 60 | 1 | 2 | | 3,069 | 431 | 1 | 2 | 5,215 | 605 | 2 | | |
| Cheshire | 3,332 | 3,356 | 406 | 353 | 4 | | 1 | 5,060 | 1,520 | 8 | 9 | 7,916 | 2,109 | 11 | | 10 |
| Coos | 3,436 | 3,439 | 1,023 | 831 | 1 | 2 | | 3,730 | 3,455 | 3 | 6 | 5,331 | 4,116 | 5 | | 6 |
| Grafton | 4,991 | 4,338 | 378 | 357 | 7 | 12 | | 7,430 | 1,734 | 14 | 6 | 11,529 | 2,335 | 20 | | 9 |
| Hillsboro | 11,349 | 11,398 | 3,959 | 4,555 | 19 | 13 | | 13,446 | 10,407 | 36 | 40 | 19,503 | 13,299 | 49 | | 42 |
| Merrimack | 5,374 | 5,308 | 319 | 330 | 11 | 13 | | 8,407 | 2,655 | 27 | 10 | 13,457 | 3,644 | 39 | | 11 |
| Rockingham | 5,571 | 5,735 | 706 | 630 | 15 | 22 | | 8,223 | 2,570 | 44 | 10 | 13,721 | 3,331 | 66 | | 13 |
| Strafford | 4,345 | 4,473 | 1,053 | 1,013 | 1 | 1 | | 5,663 | 2,566 | 6 | 10 | 8,686 | 3,331 | 10 | | 9 |
| Sullivan | 2,191 | 2,053 | 239 | 219 | 3 | 9 | | 2,945 | 600 | 4 | 3 | 4,949 | 876 | 12 | | 3 |
| New Jersey | | | | | | | | | | | | | | | | |
| Atlantic | 5,165 | 5,298 | 396 | 443 | 592 | 664 | 2 | 6,952 | 1,753 | 2,211 | 43 | 9,160 | 3,031 | 2,707 | | 54 |
| Bergen | 10,201 | 10,309 | 1,287 | 1,577 | 352 | 439 | 2 | 10,167 | 6,037 | 539 | 43 | 12,733 | 9,131 | 662 | | 54 |
| Burlington | 7,995 | 7,907 | 136 | 166 | 441 | 474 | 1 | 9,972 | 1,052 | 760 | 26 | 14,457 | 2,129 | 953 | | 28 |
| Camden | 14,021 | 14,449 | 631 | 830 | 1,163 | 1,346 | 3 | 17,703 | 3,701 | 2,016 | 55 | 22,720 | 6,345 | 2,599 | | 80 |
| Cape May | 1,636 | 1,637 | 181 | 142 | 133 | 141 | | 2,194 | 349 | 167 | 4 | 3,423 | 473 | 226 | | 4 |
| Cumberland | 7,614 | 7,197 | 343 | 357 | 373 | 339 | | 8,637 | 1,053 | 486 | 5 | 12,247 | 1,377 | 709 | | 5 |
| Essex | 45,632 | 47,110 | 5,428 | 6,580 | 1,404 | 2,026 | 10 | 48,331 | 23,517 | 2,877 | 234 | 56,052 | 42,446 | 3,420 | | 347 |
| Gloucester | 4,531 | 4,292 | 108 | 94 | 413 | 270 | | 5,559 | 674 | 726 | 3 | 7,885 | 1,315 | 753 | | 3 |
| Hudson | 52,555 | 54,123 | 6,389 | 7,014 | 515 | 632 | 11 | 50,720 | 33,231 | 1,266 | 330 | 53,347 | 56,297 | 1,486 | | 365 |
| Hunterdon | 4,596 | 4,570 | 92 | 83 | 95 | | 2 | 6,137 | 533 | 117 | 5 | 9,799 | 974 | 145 | | 6 |
| Mercer | 12,764 | 12,578 | 1,217 | 1,209 | 535 | 606 | 26 | 14,397 | 6,216 | 1,242 | 73 | 13,642 | 8,374 | 1,475 | | 65 |
| Middlesex | 10,162 | 10,112 | 1,610 | 1,572 | 406 | 259 | 2 | 10,313 | 8,755 | 501 | 37 | 12,357 | 12,012 | 584 | | 33 |
| Monmouth | 10,595 | 10,633 | 864 | 434 | 373 | 1,020 | 4 | 13,446 | 2,504 | 1,301 | 55 | 13,574 | 4,020 | 2,100 | | 55 |
| Morris | 8,549 | 8,714 | 636 | 653 | 166 | 292 | 1 | 9,965 | 3,389 | 376 | 30 | 13,614 | 5,786 | 466 | | 34 |
| Ocean | 2,965 | 2,900 | 38 | 52 | 45 | 32 | 1 | 3,631 | 261 | 75 | 10 | 5,404 | 440 | 35 | | 10 |

¹ Includes all persons of negro descent.

² Chinese, Japanese, and Indians.

SCHOOL, MILITIA, AND VOTING AGES.

TABLE 26.—PERSONS OF SCHOOL, MILITIA, AND VOTING AGES, BY SEX, GENERAL NATIVITY, AND COLOR, BY COUNTIES: 1900—Continued.

| COUNTIES. | 5 TO 20 YEARS, INCLUSIVE. | | | | | | | | MALES 18 TO 44 YEARS, INCLUSIVE. | | | | MALES 21 YEARS AND OVER. | | | |
|-----------------------|---------------------------|-----------|----------------|-----------|---------------------|-----------|-----------------------------|-----------|----------------------------------|----------------|---------------------|-----------------------------|--------------------------|----------------|---------------------|-----------------------------|
| | Native white. | | Foreign white. | | Negro. ¹ | | Other colored. ² | | Native white. | Foreign white. | Negro. ¹ | Other colored. ² | Native white. | Foreign white. | Negro. ¹ | Other colored. ² |
| | Males. | Fe-males. | Males. | Fe-males. | Males. | Fe-males. | Males. | Fe-males. | | | | | | | | |
| New Jersey—Continued. | | | | | | | | | | | | | | | | |
| Passaic | 19,121 | 19,706 | 4,554 | 6,028 | 284 | 289 | 10 | ----- | 16,880 | 17,786 | 457 | 186 | 18,743 | 24,213 | 554 | 145 |
| Salem | 3,261 | 3,124 | 100 | 98 | 565 | 477 | ----- | ----- | 4,229 | 375 | 765 | 7 | 6,333 | 653 | 929 | 8 |
| Somerset | 4,181 | 3,974 | 391 | 437 | 285 | 268 | 2 | ----- | 4,913 | 1,906 | 319 | 11 | 6,984 | 2,835 | 448 | 13 |
| Sussex | 3,434 | 3,485 | 80 | 88 | 26 | 27 | ----- | ----- | 4,539 | 675 | 27 | 3 | 6,649 | 908 | 41 | 3 |
| Union | 12,875 | 13,015 | 1,233 | 1,490 | 493 | 623 | 5 | ----- | 14,177 | 7,733 | 863 | 58 | 16,802 | 11,172 | 1,025 | 62 |
| Warren | 5,678 | 5,616 | 133 | 126 | 64 | 55 | ----- | ----- | 6,907 | 984 | 67 | 4 | 9,777 | 1,667 | 102 | 5 |
| New Mexico | 31,494 | 30,812 | 935 | 896 | 201 | 200 | 2,746 | 2,428 | 33,615 | 4,511 | 653 | 2,685 | 43,553 | 7,251 | 775 | 3,488 |
| Bernalillo | 3,860 | 3,832 | 149 | 98 | 32 | 52 | 1,004 | 831 | 4,588 | 998 | 98 | 1,003 | 5,741 | 1,854 | 134 | 1,233 |
| Chaves | 799 | 767 | 17 | 17 | 6 | 4 | ----- | ----- | 1,142 | 124 | 27 | 13 | 1,354 | 176 | 34 | 16 |
| Colfax | 1,542 | 1,552 | 57 | 47 | 36 | 42 | 4 | 3 | 2,075 | 368 | 160 | 5 | 2,525 | 563 | 188 | 9 |
| Donna Ana | 1,592 | 1,566 | 231 | 239 | 5 | 1 | 1 | ----- | 1,472 | 571 | 10 | 3 | 1,727 | 1,083 | 13 | 7 |
| Eddy | 529 | 492 | 51 | 53 | 6 | 5 | ----- | ----- | 613 | 138 | 11 | 9 | 747 | 226 | 16 | 13 |
| Grant | 1,756 | 1,700 | 280 | 302 | 20 | 24 | 8 | ----- | 2,147 | 1,157 | 49 | 109 | 2,609 | 1,691 | 85 | 162 |
| Guadalupe | 1,033 | 1,032 | 2 | 1 | ----- | ----- | 1 | 1 | 970 | 12 | 1 | 2 | 1,304 | 39 | 1 | 3 |
| Lincoln | 844 | 850 | 17 | 16 | 1 | ----- | ----- | ----- | 1,041 | 107 | 12 | 6 | 1,310 | 187 | 19 | 9 |
| Mora | 2,051 | 1,935 | 3 | 2 | 2 | 1 | 1 | 1 | 1,700 | 37 | 2 | 1 | 2,380 | 73 | 1 | 3 |
| Otero | 769 | 683 | 43 | 41 | 4 | ----- | 81 | 63 | 883 | 141 | 13 | 81 | 1,062 | 200 | 9 | 102 |
| Río Arriba | 2,388 | 2,426 | 4 | 2 | 10 | 8 | 253 | 260 | 2,231 | 49 | 7 | 239 | 3,017 | 75 | 8 | 278 |
| San Juan | 591 | 537 | 7 | 5 | 2 | 4 | 955 | 368 | 554 | 47 | ----- | 249 | 774 | 90 | 846 | |
| San Miguel | 3,942 | 3,894 | 9 | 16 | 25 | 29 | 1 | ----- | 3,975 | 173 | 42 | 11 | 5,358 | 373 | 50 | 21 |
| Santa Fe | 2,258 | 2,264 | 21 | 22 | 9 | 20 | 400 | 251 | 2,771 | 213 | 20 | 164 | 3,624 | 352 | 32 | 152 |
| Sierra | 552 | 504 | 11 | 16 | 2 | 3 | ----- | ----- | 599 | 80 | 2 | 4 | 765 | 188 | 3 | 10 |
| Socorro | 2,144 | 2,100 | 26 | 12 | 4 | 5 | 29 | 28 | 2,368 | 193 | ----- | 36 | 3,050 | 347 | 7 | 43 |
| Taos | 2,061 | 1,992 | 1 | 1 | ----- | ----- | 87 | 85 | 1,635 | 24 | ----- | 99 | 2,419 | 53 | 1 | 141 |
| Union | 829 | 746 | 2 | 4 | 1 | ----- | ----- | ----- | 921 | 38 | 3 | 2 | 1,187 | 73 | 3 | 3 |
| Valencia | 1,954 | 1,940 | 4 | 2 | 36 | 2 | 522 | 536 | 1,960 | 48 | 196 | 649 | 2,600 | 103 | 171 | 887 |
| New York | 919,728 | 942,521 | 118,268 | 133,639 | 11,515 | 13,961 | 1,180 | 952 | 1,051,690 | 553,934 | 26,858 | 6,913 | 1,315,583 | 829,474 | 31,425 | 8,483 |
| Albany | 21,821 | 22,929 | 1,271 | 1,574 | 163 | 165 | ----- | ----- | 28,688 | 7,018 | 544 | 20 | 35,037 | 13,760 | 671 | 24 |
| Allegany | 5,978 | 5,676 | 46 | 80 | 65 | 71 | ----- | ----- | 7,590 | 357 | 75 | 2 | 11,762 | 1,183 | 104 | 2 |
| Broome | 8,579 | 9,151 | 223 | 241 | 77 | 89 | ----- | ----- | 13,231 | 1,259 | 120 | 3 | 19,398 | 2,331 | 185 | 4 |
| Cattaraugus | 9,771 | 9,583 | 324 | 345 | 47 | 71 | 162 | 177 | 10,863 | 1,855 | 68 | 227 | 15,417 | 3,876 | 114 | 327 |
| Cayuga | 8,442 | 8,299 | 243 | 290 | 76 | 101 | ----- | ----- | 12,552 | 1,976 | 167 | 20 | 17,521 | 4,111 | 239 | 26 |
| Chautauqua | 11,726 | 11,628 | 968 | 1,068 | 21 | 13 | 6 | 6 | 13,165 | 4,643 | 34 | 18 | 18,927 | 7,896 | 54 | 22 |
| Chemung | 7,263 | 7,091 | 415 | 349 | 135 | 100 | ----- | ----- | 10,501 | 1,750 | 231 | 13 | 13,942 | 2,944 | 339 | 14 |
| Chenango | 4,488 | 4,498 | 47 | 70 | 19 | 30 | ----- | ----- | 6,863 | 381 | 45 | 1 | 11,392 | 845 | 77 | 1 |
| Clinton | 7,751 | 7,699 | 274 | 280 | 7 | 10 | ----- | 2 | 8,374 | 1,289 | 78 | 10 | 10,616 | 2,967 | 103 | 12 |
| Columbia | 5,387 | 5,522 | 233 | 188 | 206 | 190 | ----- | ----- | 7,194 | 1,233 | 512 | 14 | 10,977 | 2,375 | 546 | 15 |
| Cortland | 3,516 | 3,508 | 39 | 46 | 10 | 8 | ----- | ----- | 5,295 | 321 | 21 | ----- | 8,271 | 764 | 34 | 1 |
| Delaware | 6,557 | 6,294 | 75 | 70 | 35 | 29 | ----- | ----- | 9,157 | 586 | 47 | 1 | 13,660 | 1,222 | 63 | 2 |
| Dutchess | 9,707 | 10,100 | 490 | 459 | 299 | 319 | 5 | ----- | 14,017 | 3,270 | 664 | 14 | 19,866 | 5,903 | 772 | 15 |
| Erie | 61,888 | 61,909 | 7,834 | 8,314 | 207 | 196 | 220 | 229 | 60,938 | 32,979 | 566 | 327 | 68,223 | 52,110 | 685 | 447 |
| Essex | 4,825 | 4,879 | 64 | 72 | 9 | 14 | ----- | ----- | 5,515 | 463 | 9 | 5 | 7,766 | 1,229 | 13 | 6 |
| Franklin | 6,525 | 6,415 | 454 | 361 | 16 | 7 | 264 | 257 | 7,395 | 1,349 | 17 | 272 | 9,261 | 2,634 | 21 | 322 |
| Fulton | 5,434 | 5,564 | 263 | 337 | 51 | 45 | 2 | 2 | 7,844 | 1,337 | 30 | 12 | 11,141 | 2,302 | 107 | 11 |
| Genesee | 4,554 | 4,545 | 190 | 191 | 31 | 31 | 38 | 51 | 5,889 | 1,117 | 81 | 79 | 8,171 | 2,620 | 43 | 118 |
| Greene | 3,974 | 3,981 | 76 | 61 | 110 | 123 | 4 | 4 | 5,437 | 597 | 248 | 5 | 8,776 | 1,093 | 283 | 6 |
| Hamilton | 770 | 643 | 39 | 13 | ----- | ----- | ----- | ----- | 1,165 | 222 | 1 | 6 | 1,511 | 309 | 1 | 10 |
| Herkimer | 6,457 | 6,369 | 323 | 328 | 23 | 25 | ----- | ----- | 9,672 | 1,762 | 46 | 8 | 13,544 | 3,234 | 71 | 9 |
| Jefferson | 9,665 | 9,568 | 825 | 801 | 29 | 18 | 10 | 20 | 13,415 | 3,388 | 55 | 15 | 19,459 | 5,293 | 64 | 20 |
| Kings | 151,197 | 156,547 | 19,272 | 22,710 | 2,114 | 2,714 | 52 | 6 | 156,281 | 105,556 | 4,615 | 1,100 | 170,617 | 155,600 | 5,275 | 1,233 |
| Lewis | 4,034 | 3,925 | 77 | 87 | 2 | 3 | ----- | ----- | 4,955 | 511 | 5 | 1 | 7,214 | 1,523 | 12 | 3 |
| Livingston | 5,013 | 4,512 | 224 | 258 | 43 | 45 | 1 | 3 | 6,451 | 1,139 | 50 | 6 | 9,261 | 2,346 | 68 | 6 |
| Madison | 5,109 | 5,146 | 82 | 78 | 59 | 64 | 2 | 1 | 7,273 | 654 | 71 | 2 | 11,567 | 1,669 | 102 | 2 |
| Monroe | 30,081 | 30,287 | 2,660 | 2,832 | 135 | 115 | 1 | ----- | 33,604 | 12,790 | 191 | 13 | 39,839 | 22,327 | 243 | 14 |
| Montgomery | 6,070 | 6,153 | 543 | 595 | 28 | 34 | 1 | ----- | 7,904 | 2,311 | 40 | 7 | 11,053 | 3,852 | 53 | 6 |
| Nassau | 7,371 | 7,275 | 452 | 552 | 356 | 402 | 5 | ----- | 8,037 | 3,545 | 469 | 41 | 10,819 | 5,333 | 615 | 40 |
| New York | 222,958 | 230,326 | 63,654 | 77,658 | 3,735 | 4,768 | 182 | 45 | 225,030 | 265,308 | 11,130 | 3,796 | 240,410 | 353,997 | 12,395 | 4,723 |
| Niagara | 10,063 | 9,986 | 1,153 | 1,262 | 65 | 68 | 66 | 46 | 11,961 | 4,714 | 186 | 91 | 14,801 | 7,963 | 217 | 115 |
| Oneida | 17,304 | 17,394 | 1,279 | 1,273 | 54 | 59 | 5 | 4 | 22,310 | 5,629 | 126 | 9 | 29,445 | 11,203 | 179 | 14 |
| Onondaga | 21,905 | 22,076 | 1,727 | 1,790 | 126 | 173 | 79 | 61 | 23,794 | 8,476 | 313 | 110 | 36,778 | 14,715 | 425 | 165 |
| Ontario | 6,470 | 6,241 | 281 | 234 | 51 | 66 | 2 | ----- | 8,849 | 1,494 | 84 | 7 | 12,523 | 3,342 | 133 | 8 |
| Orange | 13,850 | 13,747 | 606 | 632 | 404 | 446 | 1 | ----- | 17,938 | 4,090 | 691 | 39 | 23,813 | 7,126 | 852 | 43 |
| Orleans | 3,330 | 3,956 | 309 | 308 | 5 | 16 | ----- | ----- | 4,631 | 1,442 | 28 | 2 | 6,763 | 2,704 | 44 | 2 |
| Oswego | 9,304 | 9,679 | 196 | 197 | 22 | 19 | ----- | ----- | 12,563 | 1,158 | 42 | 3 | 18,567 | 3,304 | 52 | 3 |
| Otsego | 6,033 | 6,584 | 76 | 51 | 13 | 24 | ----- | ----- | 9,206 | 537 | 33 | 3 | 15,115 | 1,229 | 47 | 8 |
| Putnam | 1,769 | 1,733 | 74 | 95 | 13 | 17 | ----- | ----- | 2,266 | 692 | 28 | 9 | 3,338 | 1,091 | 33 | 9 |
| Queens | 22,355 | 22,269 | 2,075 | 2,253 | 330 | 441 | 7 | 1 | 19,330 | 14,140 | 563 | 114 | 20,964 | 21,333 | 631 | 142 |
| Rensselaer | 16,327 | 16,870 | 836 | 1,035 | 63 | 110 | ----- | ----- | 20,258 | 4,992 | 143 | 30 | 25,506 | 9,946 | 197 | 34 |
| Richmond | 9,377 | 9,726 | 904 | 1,054 | 135 | 132 | 5 | 2 | 9,368 | 5,561 | 210 | 70 | 11,114 | 8,766 | 300 | 77 |
| Rockland | 5,320 | 5,274 | 449 | 373 | 379 | 216 | 1 | ----- | 5,395 | 2,522 | 1,069 | 15 | 7,111 | 3,763 | 969 | 18 |
| St. Lawrence | 12,205 | 12,083 | 870 | 793 | 9 | 12 | ----- | ----- | 15,255 | 3,154 | 18 | 3 | 21,355 | 6,037 | 27 | 10 |
| Saratoga | 7,997 | 8,075 | 340 | 370 | 90 | 129 | 1 | ----- | 10,625 | 1,783 | 212 | 13 | 15,186 | 3,598 | 274 | 17 |
| Schenectady | 5,901 | 5,615 | 651 | 637 | 19 | 24 | 1 | 1 | 9,452 | 3,492 | 35 | 21 | 11,049 | 4,842 | 43 | 25 |
| Schoharie | 3,303 | 3,334 | 23 | 17 | 54 | 52 | 2 | ----- | 4,962 | 207 | 60 | 1 | 8,477 | 399 | 37 | 1 |
| Schuyler | 1,926 | 1,844 | 31 | 29 | 27 | 31 | ----- | ----- | 2,853 | 185 | 29 | 2 | 4,870 | 340 | 62 | 2 |
| Seneca | 3,357 | 3,274 | 63 | 53 | 14 | 18 | ----- | ----- | 5,254 | 551 | 22 | 1 | 7,924 | 1,564 | 47 | 1 |
| Steuben | 11,426 | 11,358 | 146 | 165 | 64 | 71 | 1 | ----- | 15,699 | 1,093 | 100 | 7 | 23,510 | 3,280 | 176 | 7 |

¹ Includes all persons of negro descent.

² Chinese, Japanese, and Indians.

SCHOOL, MILITIA, AND VOTING AGES.

TABLE 26.—PERSONS OF SCHOOL, MILITIA, AND VOTING AGES, BY SEX, GENERAL NATIVITY, AND COLOR, BY COUNTIES: 1900—Continued.

| COUNTIES. | 5 TO 20 YEARS, INCLUSIVE. | | | | | | | | MALES 18 TO 44 YEARS, INCLUSIVE. | | | | MALES 21 YEARS AND OVER. | | | | |
|---|---------------------------|----------------|----------------|---------------|---------------------|---------------|-----------------------------|--------------|----------------------------------|----------------|---------------------|-----------------------------|--------------------------|----------------|---------------------|-----------------------------|--|
| | Native white. | | Foreign white. | | Negro. ¹ | | Other colored. ² | | Native white. | Foreign white. | Negro. ¹ | Other colored. ² | Native white. | Foreign white. | Negro. ¹ | Other colored. ² | |
| | Males. | Fe-males. | Males. | Fe-males. | Males. | Fe-males. | Males. | Fe-males. | | | | | | | | | |
| North Carolina—Continued. | | | | | | | | | | | | | | | | | |
| Pitt | 2,969 | 2,814 | | | 3,155 | 3,250 | | | 2,978 | 3 | 2,584 | | 3,788 | 4 | 3,080 | | |
| Polk | 1,125 | 1,090 | 2 | | 253 | 264 | | | 980 | 2 | 172 | | 1,279 | 5 | 227 | | |
| Randolph | 4,756 | 4,668 | 4 | 4 | 740 | 786 | | | 4,443 | 12 | 565 | | 5,502 | 20 | 755 | | |
| Richmond | 1,556 | 1,636 | 1 | | 1,646 | 1,678 | | | 1,515 | 9 | 1,226 | | 1,890 | 15 | 1,572 | | |
| Robeson | 3,732 | 3,706 | | | 3,655 | 3,833 | 892 | 860 | 3,520 | 8 | 2,716 | 596 | 4,551 | 21 | 3,202 | 737 | |
| Rockingham | 4,860 | 4,195 | 2 | 2 | 2,347 | 2,596 | | | 3,914 | 23 | 1,638 | 2 | 4,862 | 33 | 2,257 | 2 | |
| Rowan | 4,414 | 4,274 | 6 | 5 | 1,611 | 1,585 | | | 4,289 | 28 | 1,354 | 1 | 5,402 | 59 | 1,881 | 1 | |
| Rutherford | 4,095 | 4,285 | 2 | 1 | 903 | 1,038 | | | 3,541 | 2 | 650 | | 4,450 | 5 | 849 | | |
| Samson | 3,365 | 3,335 | | | 1,922 | 2,107 | | | 3,032 | 3 | 1,177 | | 3,964 | 12 | 1,526 | | |
| Scotland | 1,043 | 1,120 | 1 | | 1,450 | 1,465 | 18 | 25 | 1,054 | 6 | 1,139 | 23 | 1,365 | 8 | 1,314 | 29 | |
| Stanly | 2,940 | 2,819 | 4 | 4 | 426 | 371 | | | 2,274 | 4 | 825 | | 2,709 | 7 | 380 | | |
| Stokes | 3,477 | 3,255 | | | 604 | 641 | | | 2,901 | 3 | 450 | | 3,608 | 4 | 594 | | |
| Surry | 4,413 | 4,370 | 5 | 2 | 587 | 601 | | | 4,006 | 20 | 466 | | 4,989 | 28 | 594 | | |
| Swain | 1,578 | 1,499 | 2 | 1 | 40 | 30 | 201 | 21 | 1,316 | 5 | 23 | 132 | 1,545 | 7 | 85 | 191 | |
| Transylvania | 1,185 | 1,201 | 1 | | 122 | 148 | | | 1,021 | 3 | 97 | | 1,388 | 13 | 128 | | |
| Tyrrell | 680 | 651 | | | 308 | 289 | | | 627 | 4 | 243 | | 844 | 5 | 322 | | |
| Union | 4,172 | 3,786 | 2 | 2 | 1,808 | 1,793 | | | 3,345 | 4 | 1,281 | | 4,042 | 10 | 1,509 | | |
| Vance | 1,247 | 1,268 | | | 2,067 | 2,116 | | | 1,283 | 22 | 1,309 | | 1,671 | 88 | 1,842 | | |
| Wake | 5,459 | 5,423 | 18 | 6 | 4,917 | 5,180 | | | 5,770 | 75 | 3,879 | | 7,584 | 129 | 5,086 | 1 | |
| Warren | 1,166 | 1,094 | 3 | 4 | 2,842 | 2,914 | | | 1,027 | 32 | 1,758 | | 1,393 | 55 | 2,441 | | |
| Washington | 991 | 983 | | | 1,038 | 1,075 | | | 976 | | 823 | | 1,287 | 1 | 1,136 | | |
| Watauga | 2,698 | 2,676 | | | 70 | 70 | | | 2,190 | 1 | 58 | | 2,686 | 3 | 84 | | |
| Wayne | 3,502 | 3,444 | 8 | 3 | 2,666 | 2,704 | 1 | | 3,320 | 27 | 2,171 | 2 | 4,159 | 45 | 2,786 | 2 | |
| Wilkes | 4,920 | 4,791 | 2 | 1 | 512 | 545 | | | 3,868 | 6 | 367 | | 5,078 | 8 | 447 | | |
| Wilson | 2,707 | 2,524 | 1 | | 1,957 | 2,078 | | | 2,675 | 5 | 1,690 | | 3,290 | 16 | 2,066 | | |
| Yadkin | 2,538 | 2,457 | | | 289 | 245 | | | 2,128 | 202 | 202 | | 2,826 | 4 | 261 | 1 | |
| Yancey | 2,206 | 2,560 | | | 51 | 56 | | | 1,776 | 1 | 42 | | 2,294 | 1 | 65 | | |
| North Dakota. | 46,793 | 44,660 | 9,910 | 8,830 | 48 | 49 | 1,287 | 1,212 | 36,216 | 42,484 | 93 | 1,398 | 37,679 | 55,558 | 115 | 1,865 | |
| Barnes | 2,056 | 1,931 | 270 | 170 | | | | | 1,864 | 1,926 | 2 | | 1,927 | 2,489 | 2 | | |
| Benson | 1,037 | 950 | 151 | 122 | | | 231 | 209 | 1,107 | 937 | | 187 | 1,171 | 1,174 | | 278 | |
| Billings | 101 | 105 | 22 | 25 | | | | | 255 | 115 | 4 | | 287 | 135 | | 4 | |
| Bottineau | 989 | 975 | 301 | 247 | | | | | 732 | 1,291 | | | 800 | 1,613 | | | |
| Burleigh | 917 | 865 | 87 | 89 | 9 | 7 | 4 | 1 | 1,347 | 588 | 12 | 3 | 1,471 | 839 | 21 | 4 | |
| Cass | 4,381 | 4,352 | 532 | 504 | 13 | 11 | | 3 | 4,080 | 3,656 | 24 | 2 | 4,322 | 4,766 | 24 | 2 | |
| Cavalier | 1,538 | 1,507 | 593 | 666 | | | 5 | 9 | 730 | 2,340 | | 15 | 733 | 2,379 | | 20 | |
| Dickey | 918 | 931 | 184 | 149 | | | | | 777 | 618 | | | 892 | 843 | | 1 | |
| Eddy | 491 | 518 | 62 | 48 | 2 | 2 | | | 506 | 383 | 2 | | 555 | 502 | | 2 | |
| Emmons | 531 | 511 | 338 | 284 | | | 4 | 3 | 295 | 606 | | 1 | 355 | 731 | | 1 | |
| Foster | 627 | 561 | 40 | 41 | | | | | 722 | 362 | | 1 | 766 | 443 | | 2 | |
| Grand Forks | 3,792 | 3,791 | 495 | 484 | 2 | 4 | | | 2,916 | 3,222 | 10 | 7 | 2,948 | 4,350 | 15 | 7 | |
| Griggs | 759 | 697 | 154 | 115 | | | | | 527 | 725 | | | 494 | 944 | | 1 | |
| Kidder | 251 | 216 | 76 | 51 | | | | | 287 | 217 | | 2 | 313 | 270 | | 3 | |
| Lamoure | 880 | 819 | 239 | 239 | | | | | 677 | 804 | | | 713 | 1,002 | | | |
| Logan | 156 | 177 | 148 | 140 | | | | | 55 | 256 | | | 52 | 291 | | | |
| McHenry | 658 | 653 | 171 | 149 | | | | 2 | 770 | 714 | | 1 | 825 | 914 | | 1 | |
| McIntosh | 685 | 653 | 372 | 322 | | | | | 97 | 698 | | | 99 | 838 | | | |
| McLean | 489 | 402 | 246 | 237 | | | 166 | 153 | 965 | 609 | | 181 | 391 | 750 | 3 | 253 | |
| Mercer | 234 | 191 | 153 | 119 | | | 3 | 3 | 109 | 272 | | 8 | 96 | 320 | | 14 | |
| Morton | 1,122 | 1,127 | 474 | 384 | 2 | 3 | 1 | | 667 | 1,052 | 4 | 4 | 689 | 1,441 | 3 | 4 | |
| Nelson | 1,225 | 1,120 | 169 | 115 | | | | | 790 | 980 | | | 804 | 1,316 | | | |
| Oliver | 160 | 135 | 42 | 41 | | | | | 86 | 124 | | | 92 | 172 | | | |
| Pembina | 2,644 | 2,487 | 838 | 732 | | | 25 | 20 | 796 | 3,185 | | 18 | 698 | 4,164 | 1 | 24 | |
| Pierce | 584 | 582 | 198 | 149 | 7 | 2 | | | 633 | 708 | | 3 | 632 | 861 | 2 | | |
| Ramsey | 1,405 | 1,328 | 208 | 181 | 3 | 1 | | | 1,336 | 1,168 | | 2 | 1,432 | 1,515 | 3 | 2 | |
| Ransom | 1,169 | 1,110 | 144 | 125 | 3 | 1 | | | 816 | 762 | | 7 | 907 | 1,088 | | | |
| Richland | 3,053 | 2,775 | 313 | 293 | 3 | 4 | | 2 | 2,182 | 1,890 | | 4 | 2,093 | 2,755 | 5 | 1 | |
| Rolette | 835 | 797 | 183 | 193 | | | 505 | 489 | 581 | 686 | | 2 | 582 | 916 | 2 | 589 | |
| Sargent | 1,013 | 942 | 106 | 88 | | | 5 | 10 | 812 | 689 | | 11 | 832 | 970 | | 13 | |
| Stark | 780 | 724 | 724 | 654 | | | | | 692 | 1,151 | | 1 | 752 | 1,404 | | 7 | |
| Steele | 969 | 908 | 129 | 92 | | | | | 791 | 779 | | 1 | 775 | 999 | | 1 | |
| Stutsman | 1,350 | 1,237 | 226 | 190 | | | 1 | | 1,351 | 1,000 | | 2 | 1,491 | 1,362 | | 1 | |
| Towner | 927 | 865 | 148 | 132 | | | | | 1,196 | 646 | | 1 | 1,302 | 786 | | 1 | |
| Traill | 2,158 | 2,165 | 268 | 210 | | | | | 1,375 | 1,983 | | 1 | 1,253 | 2,635 | | 1 | |
| Walsh | 3,459 | 3,367 | 542 | 525 | | | | 1 | 1,412 | 2,902 | | 1 | 1,260 | 4,026 | | 1 | |
| Ward | 1,153 | 1,065 | 169 | 154 | 1 | | 10 | 1 | 1,237 | 993 | | 3 | 1,354 | 1,302 | 2 | 69 | |
| Wells | 1,065 | 1,003 | 357 | 333 | | | | | 932 | 1,255 | | | 991 | 1,512 | | | |
| Williams | 208 | 202 | 20 | 31 | 2 | 2 | 35 | 12 | 270 | 143 | | 84 | 293 | 179 | 2 | 78 | |
| Standing Rock reservation (part of). ³ | 24 | 16 | 3 | 2 | | | 292 | 297 | 118 | 43 | | 341 | 127 | 52 | 1 | 495 | |
| Ohio | 637,262 | 630,151 | 20,266 | 20,831 | 14,434 | 15,320 | 24 | 7 | 750,719 | 113,597 | 23,684 | 327 | 954,911 | 225,688 | 31,235 | 389 | |
| Adams | 4,553 | 4,513 | | 1 | 49 | 42 | | | 5,157 | 21 | 50 | | 6,985 | 137 | 87 | | |
| Allen | 7,734 | 7,737 | 53 | 66 | 127 | 121 | | | 9,820 | 556 | 181 | 4 | 12,051 | 1,363 | 262 | 8 | |
| Ashland | 3,192 | 3,207 | 3 | 12 | 1 | 1 | | | 4,146 | 84 | 4 | 1 | 5,993 | 323 | 6 | 1 | |
| Ashtabula | 7,012 | 6,822 | 426 | 423 | 50 | 34 | | | 8,643 | 2,584 | 51 | 5 | 12,806 | 3,532 | 73 | 5 | |
| Athens | 6,413 | 6,385 | 128 | 106 | 234 | 241 | | | 7,093 | 493 | 312 | | 9,256 | 947 | 385 | 3 | |
| Auglaize | 5,510 | 5,459 | 10 | 28 | | | | 4 | 6,293 | 192 | 3 | 1 | 7,653 | 944 | 9 | 1 | |
| Belmont | 9,750 | 9,585 | 311 | 270 | 307 | 325 | | 1 | 10,942 | 1,474 | 439 | 7 | 14,155 | 2,365 | 579 | 11 | |
| Brown | 4,254 | 4,178 | 6 | 6 | 302 | 261 | | | 5,166 | 51 | 326 | | 7,198 | 424 | 489 | | |
| Butler | 8,252 | 8,674 | 134 | 155 | 199 | 161 | | | 11,524 | 1,011 | 277 | 2 | 13,957 | 2,773 | 379 | 3 | |
| Carroll | 2,722 | 2,540 | 37 | 27 | 3 | 4 | | | 3,201 | 209 | 7 | | 4,497 | 403 | 15 | | |

¹ Includes all persons of negro descent.

² Chinese, Japanese, and Indians.

³ Indian reservation.

STATISTICS OF POPULATION.

TABLE 26.—PERSONS OF SCHOOL, MILITIA, AND VOTING AGES, BY SEX, GENERAL NATIVITY, AND COLOR, BY COUNTIES: 1900—Continued.

Table with columns for Counties, Age Groups (5 to 20 years, 18 to 44 years, 21 years and over), Sex (Males, Females), and Color (Native white, Foreign white, Negro, Other colored). Rows list counties from Pennsylvania to South Carolina.

1 Includes all persons of negro descent.

2 Chinese, Japanese, and Indians.

SCHOOL, MILITIA, AND VOTING AGES.

TABLE 26.—PERSONS OF SCHOOL, MILITIA, AND VOTING AGES, BY SEX, GENERAL NATIVITY, AND COLOR, BY COUNTIES: 1900—Continued.

| COUNTIES. | 5 TO 20 YEARS, INCLUSIVE. | | | | | | | | MALES 18 TO 44 YEARS, INCLUSIVE. | | | | MALES 21 YEARS AND OVER. | | | |
|------------------------------|---------------------------|-----------|----------------|-----------|---------------------|-----------|-----------------------------|-----------|----------------------------------|----------------|---------------------|-----------------------------|--------------------------|----------------|---------------------|-----------------------------|
| | Native white. | | Foreign white. | | Negro. ¹ | | Other colored. ² | | Native white. | Foreign white. | Negro. ¹ | Other colored. ² | Native white. | Foreign white. | Negro. ¹ | Other colored. ² |
| | Males. | Fe-males. | Males. | Fe-males. | Males. | Fe-males. | Males. | Fe-males. | | | | | | | | |
| South Carolina Continued. | | | | | | | | | | | | | | | | |
| Greenwood | 1,817 | 1,841 | 1 | 1 | 4,220 | 4,146 | | | 1,744 | 10 | 3,224 | | 2,246 | 24 | 3,710 | |
| Hampton | 1,698 | 1,595 | | | 3,380 | 3,598 | | | 1,440 | 11 | 2,339 | | 1,855 | 23 | 2,928 | |
| Horry | 3,722 | 3,556 | 1 | 1 | 1,507 | 1,467 | | 1 | 2,919 | 5 | 889 | | 3,587 | 15 | 1,040 | |
| Kershaw | 2,050 | 1,962 | | 3 | 3,287 | 3,413 | | | 1,923 | 9 | 2,382 | | 2,315 | 20 | 2,687 | 1 |
| Lancaster | 2,489 | 2,549 | 2 | | 2,696 | 2,814 | | | 2,163 | 5 | 2,068 | | 2,574 | 11 | 2,247 | |
| Laurens | 3,078 | 2,886 | 6 | 3 | 4,827 | 4,985 | | | 2,779 | 8 | 3,945 | | 3,584 | 27 | 4,315 | |
| Lexington | 3,423 | 3,181 | | | 2,307 | 2,184 | | | 3,283 | 9 | 1,831 | | 4,000 | 21 | 2,125 | |
| Marion | 3,430 | 3,323 | | | 4,067 | 4,224 | 6 | 10 | 3,147 | 13 | 2,748 | 4 | 3,855 | 20 | 3,177 | 4 |
| Marlboro | 2,267 | 2,203 | 3 | 1 | 3,560 | 3,630 | | | 2,114 | 9 | 2,592 | | 2,605 | 12 | 2,975 | |
| Newberry | 1,953 | 1,905 | 4 | | 4,235 | 4,222 | | | 1,989 | 16 | 3,230 | | 2,468 | 34 | 3,949 | |
| Oconee | 3,801 | 3,356 | 4 | 7 | 1,326 | 1,389 | | | 3,219 | 14 | 991 | | 3,701 | 58 | 1,201 | |
| Orangeburg | 3,565 | 3,478 | 2 | | 8,848 | 9,171 | | | 3,551 | 31 | 7,167 | 1 | 4,261 | 67 | 7,972 | 1 |
| Pickens | 3,035 | 2,809 | | | 1,078 | 1,054 | | | 2,656 | 2 | 901 | | 3,186 | 5 | 998 | |
| Richland | 2,998 | 3,037 | 17 | 10 | 5,690 | 5,960 | | | 3,890 | 102 | 5,178 | 6 | 4,683 | 204 | 6,015 | 6 |
| Saluda | 1,820 | 1,747 | | | 2,332 | 2,390 | | | 1,676 | 2 | 1,636 | | 2,009 | 2 | 1,900 | |
| Spartanburg | 9,050 | 9,015 | 4 | 4 | 4,688 | 4,457 | | | 8,288 | 43 | 3,941 | 2 | 9,770 | 98 | 4,253 | 2 |
| Sumter | 2,408 | 2,386 | 1 | 3 | 8,398 | 8,771 | | | 2,495 | 21 | 6,062 | 3 | 3,162 | 47 | 7,029 | 3 |
| Union | 2,231 | 2,145 | 1 | | 3,247 | 3,221 | | | 2,178 | 8 | 2,400 | | 2,547 | 18 | 2,725 | |
| Williamsburg | 2,393 | 2,395 | 1 | 1 | 4,535 | 4,948 | | | 2,091 | 11 | 2,633 | | 2,618 | 15 | 3,133 | |
| York | 3,973 | 4,123 | 4 | 3 | 4,942 | 4,852 | 6 | 11 | 3,584 | 11 | 3,656 | 16 | 4,286 | 42 | 4,142 | 17 |
| South Dakota | 66,743 | 63,712 | 5,278 | 4,728 | 70 | 64 | 3,320 | 3,250 | 55,339 | 28,355 | 137 | 3,674 | 61,907 | 45,446 | 184 | 5,144 |
| Armstrong | 2 | 1 | | | | | | | 1 | 1 | | | 1 | 1 | | |
| Aurora | 836 | 742 | 27 | 22 | 2 | 1 | 2 | | 565 | 198 | 1 | | 647 | 405 | 1 | |
| Beadle | 1,385 | 1,325 | 69 | 50 | 1 | 2 | | | 1,452 | 331 | 1 | | 1,774 | 661 | 2 | |
| Bonhomme | 1,922 | 1,977 | 165 | 126 | | 1 | 2 | | 1,231 | 793 | | 2 | 1,233 | 1,367 | | |
| Boreman ³ | | | | | | | | | | | | | | | | |
| Brookings | 2,444 | 2,267 | 125 | 117 | 7 | 5 | | | 1,854 | 808 | 5 | 2 | 1,887 | 1,433 | 7 | 2 |
| Brown | 2,569 | 2,419 | 234 | 233 | 1 | 3 | | | 2,472 | 1,042 | 7 | | 2,834 | 1,656 | 8 | |
| Brule | 988 | 985 | 46 | 32 | | | 53 | 49 | 823 | 267 | | 19 | 984 | 544 | | |
| Buffalo | 127 | 123 | 8 | 5 | | | 139 | 148 | 111 | 47 | | 179 | 134 | 79 | | 278 |
| Butte | 479 | 376 | 31 | 22 | | | | | 607 | 189 | | 1 | 703 | 310 | | 2 |
| Campbell | 705 | 674 | 237 | 236 | | | | | 230 | 585 | | | 240 | 780 | | |
| Charles Mix | 1,148 | 1,094 | 119 | 89 | | 1 | 216 | 225 | 1,113 | 598 | | 223 | 1,242 | 342 | | 378 |
| Clark | 1,209 | 1,176 | 81 | 78 | | | | | 992 | 516 | 2 | | 1,154 | 788 | 2 | |
| Clay | 1,595 | 1,600 | 111 | 106 | | | | | 1,559 | 586 | 1 | | 1,634 | 1,096 | 1 | |
| Codington | 1,514 | 1,529 | 81 | 82 | 1 | | | | 1,359 | 614 | 2 | | 1,567 | 946 | 3 | |
| Custer | 483 | 483 | 7 | 6 | 3 | 1 | 1 | 1 | 480 | 96 | | | 684 | 184 | | |
| Davison | 1,416 | 1,448 | 50 | 59 | 1 | | | | 1,236 | 338 | 3 | | 1,393 | 610 | 3 | |
| Day | 2,174 | 2,142 | 208 | 177 | | | 25 | 23 | 1,325 | 1,182 | | 19 | 1,360 | 1,766 | 1 | 22 |
| Deuel | 1,219 | 1,115 | 94 | 95 | | | | | 984 | 520 | | | 897 | 989 | | |
| Dewey ³ | | | | | | | | | | | | | | | | |
| Douglas | 918 | 858 | 79 | 89 | | | | | 633 | 366 | 1 | | 687 | 591 | 1 | |
| Edmunds | 704 | 659 | 213 | 227 | | | | | 502 | 559 | | | 603 | 724 | | |
| Fall River | 575 | 519 | 28 | 25 | 4 | 6 | | | 659 | 155 | 5 | 3 | 872 | 271 | 10 | 4 |
| Faulk | 590 | 614 | 28 | 21 | 2 | 1 | | | 532 | 216 | | | 656 | 346 | | |
| Grant | 1,736 | 1,548 | 134 | 113 | | | | | 1,204 | 653 | | | 1,264 | 1,090 | | |
| Gregory | 342 | 323 | 35 | 36 | | | 3 | 1 | 330 | 149 | | 3 | 383 | 223 | | 3 |
| Hamlin | 1,130 | 1,069 | 94 | 65 | | | | | 740 | 520 | | | 772 | 305 | | |
| Hand | 842 | 799 | 46 | 21 | | | | | 720 | 216 | | | 888 | 366 | 1 | |
| Hanson | 969 | 820 | 39 | 42 | | | | | 742 | 233 | 1 | | 838 | 477 | 1 | |
| Hughes | 529 | 563 | 20 | 17 | 2 | 1 | 3 | 1 | 709 | 146 | 1 | 2 | 923 | 261 | 2 | 3 |
| Hutchinson | 2,507 | 2,350 | 137 | 162 | | | | | 990 | 1,072 | | | 809 | 1,674 | | |
| Hyde | 303 | 257 | 18 | 14 | | | | | 215 | 79 | | | 257 | 140 | | |
| Jerauld | 536 | 495 | 22 | 9 | | | | | 455 | 146 | | | 525 | 256 | | |
| Kingsbury | 1,826 | 1,771 | 107 | 96 | 2 | 1 | | | 1,263 | 709 | 4 | | 1,459 | 1,191 | 6 | |
| Lake | 1,722 | 1,674 | 131 | 92 | | | | | 1,357 | 467 | 2 | | 1,470 | 846 | 2 | |
| Lawrence | 2,377 | 2,368 | 204 | 204 | 12 | 13 | 2 | 4 | 2,895 | 2,125 | 36 | 63 | 3,554 | 2,881 | 46 | 103 |
| Lincoln | 2,124 | 2,067 | 157 | 110 | 1 | 2 | | | 1,786 | 922 | 1 | | 1,910 | 1,569 | 3 | |
| Lugenbeel ³ | | | | | | | | | | | | | | | | |
| Lyman | 312 | 321 | 31 | 30 | | 2 | 63 | 71 | 382 | 195 | | 82 | 409 | 281 | 2 | 119 |
| McCook | 1,643 | 1,625 | 66 | 67 | | | | | 1,368 | 475 | 1 | | 1,460 | 863 | 1 | |
| McPherson | 953 | 955 | 417 | 408 | | | | | 243 | 793 | | | 254 | 982 | | |
| Marshall | 960 | 833 | 102 | 72 | 2 | 1 | 66 | 50 | 800 | 554 | 2 | 63 | 891 | 756 | 3 | 96 |
| Meade | 764 | 753 | 27 | 25 | 3 | 2 | | | 998 | 235 | 5 | 12 | 1,264 | 478 | 9 | 17 |
| Meyer ³ | | | | | | | | | | | | | | | | |
| Miner | 1,173 | 1,062 | 64 | 49 | | | | | 791 | 360 | 1 | | 865 | 643 | 1 | |
| Minnchaha | 4,044 | 3,953 | 274 | 213 | 7 | 5 | 4 | | 3,776 | 1,716 | 17 | 7 | 4,221 | 2,766 | 18 | 4 |
| Moody | 1,527 | 1,542 | 34 | 79 | | | 162 | 119 | 1,265 | 437 | 1 | 81 | 1,357 | 304 | 1 | 71 |
| Pennington | 920 | 850 | 29 | 29 | 2 | 3 | 45 | 36 | 1,032 | 245 | 6 | 16 | 1,377 | 462 | 11 | 14 |
| Potter | 491 | 494 | 35 | 47 | | | | | 460 | 201 | | | 547 | 310 | | |
| Roberts | 1,779 | 1,662 | 205 | 174 | 2 | | 114 | 111 | 1,433 | 1,374 | 1 | 147 | 1,520 | 1,325 | 1 | 221 |
| Sanborn | 804 | 806 | 23 | 23 | 1 | | | | 716 | 190 | 1 | 1 | 867 | 376 | | 1 |
| Schnasse ³ | | | | | | | | | | | | | | | | |
| Shannon ³ | | | | | | | | | | | | | | | | |
| Spink | 1,631 | 1,548 | 55 | 48 | | | | | 1,799 | 458 | 1 | | 2,027 | 850 | 1 | |
| Stanley | 215 | 140 | 10 | 6 | | | 9 | 8 | 387 | 83 | 2 | 7 | 419 | 110 | 2 | 15 |

¹ Includes all persons of negro descent.
² Chinese, Japanese, and Indians.

³ Population included in that of the Indian reservation (or reservations) in which located. (See page 38.)

STATISTICS OF POPULATION.

TABLE 26.—PERSONS OF SCHOOL, MILITIA, AND VOTING AGES, BY SEX, GENERAL NATIVITY, AND COLOR, BY COUNTIES: 1900—Continued.

| COUNTIES. | 5 TO 20 YEARS, INCLUSIVE. | | | | | | | | MALES 18 TO 44 YEARS, INCLUSIVE. | | | | MALES 21 YEARS AND OVER. | | | |
|--|---------------------------|---------------|----------------|---------------|---------------------|---------------|-----------------------------|---------------|----------------------------------|------------------------|---------------------|-------------------------------------|--------------------------|------------------------|---------------------|-------------------------------------|
| | Native white. | | Foreign white. | | Negro. ¹ | | Other colored. ² | | Native white. | For- eign white. | Negro. ¹ | Other col- ored. ² | Native white. | For- eign white. | Negro. ¹ | Other col- ored. ² |
| | Males. | Fe- males. | Males. | Fe- males. | Males. | Fe- males. | Males. | Fe- males. | | | | | | | | |
| South Dakota— Continued. | | | | | | | | | | | | | | | | |
| Sully | 331 | 265 | 14 | 9 | | | | | 278 | 91 | 1 | | 341 | 168 | 3 | |
| Tripp ³ | | | | | | | | | | | | | | | | |
| Turner | 2,557 | 2,359 | 162 | 149 | | | | | 1,556 | 1,106 | 1 | | 1,526 | 1,788 | 1 | |
| Union | 1,918 | 1,916 | 108 | 97 | | | | | 1,682 | 672 | 2 | 2 | 1,848 | 1,304 | 3 | 2 |
| Walworth | 545 | 461 | 246 | 205 | 3 | | | | 369 | 498 | 1 | | 416 | 598 | 1 | |
| Washabaugh ³ | | | | | | | | | | | | | | | | |
| Washington ³ | | | | | | | | | | | | | | | | |
| Yankton | 2,135 | 2,055 | 138 | 109 | 12 | 11 | | | 1,733 | 1,087 | 19 | | 1,807 | 1,877 | 21 | 1 |
| Cheyenne River reser- vation. ⁴ | 32 | 11 | 1 | | | | 331 | 285 | 50 | 6 | | 399 | 61 | 14 | 1 | 582 |
| Pine Ridge reser- vation. ⁴ | 23 | 28 | 1 | 1 | | | 1,063 | 1,051 | 56 | 15 | | 1,187 | 118 | 86 | 1 | 1,562 |
| Rosebud reservation ⁴ | 38 | 36 | 1 | | | | 772 | 821 | 79 | 18 | 1 | 884 | 116 | 83 | 2 | 1,227 |
| Standing Rock reser- vation (part of). ⁴ | | 2 | | | 1 | | 240 | 246 | 5 | 2 | 1 | 270 | 8 | 4 | | 417 |
| Tennessee | 298,169 | 289,804 | 754 | 724 | 94,981 | 95,944 | 25 | 20 | 290,313 | 4,408 | 89,452 | 76 | 365,587 | 9,509 | 112,236 | 98 |
| Anderson | 3,259 | 3,311 | 3 | 8 | 245 | 196 | | | 3,121 | 25 | 186 | | 3,804 | 54 | 272 | |
| Bedford | 3,323 | 3,184 | 2 | 1 | 1,383 | 1,280 | | | 3,269 | 10 | 1,021 | | 4,428 | 25 | 1,324 | |
| Benton | 2,383 | 2,286 | | | 121 | 108 | | | 2,029 | 3 | 99 | | 2,568 | 13 | 131 | |
| Bledsoe | 1,323 | 1,211 | | | 84 | 116 | | | 1,114 | 1 | 75 | | 1,374 | 3 | 113 | |
| Blount | 3,514 | 3,408 | 1 | | 342 | 375 | 2 | 1 | 3,071 | 11 | 235 | 2 | 3,995 | 23 | 339 | 2 |
| Bradley | 2,710 | 2,660 | 2 | 3 | 392 | 443 | | | 2,447 | 11 | 316 | 2 | 3,181 | 27 | 477 | 2 |
| Campbell | 3,462 | 3,227 | 13 | 8 | 112 | 98 | | | 3,067 | 71 | 120 | | 3,696 | 103 | 177 | |
| Cannon | 2,236 | 2,173 | | | 171 | 141 | 3 | 6 | 2,057 | 3 | 149 | 6 | 2,573 | 5 | 196 | 7 |
| Carroll | 3,509 | 3,468 | | | 1,131 | 1,215 | | | 3,501 | 6 | 815 | | 4,629 | 21 | 1,154 | |
| Carter | 3,299 | 3,179 | | | 119 | 139 | | | 2,785 | 5 | 113 | 1 | 3,575 | 12 | 160 | 1 |
| Cheatham | 1,633 | 1,602 | 1 | | 347 | 365 | | | 1,664 | 5 | 284 | | 2,091 | 13 | 363 | |
| Chester | 1,522 | 1,595 | | | 414 | 434 | | | 1,459 | 4 | 482 | | 1,851 | 8 | 513 | |
| Claiborne | 4,266 | 3,984 | 11 | 6 | 142 | 128 | | | 3,591 | 28 | 210 | | 4,276 | 50 | 233 | |
| Clay | 1,640 | 1,640 | | | 98 | 59 | | | 1,433 | | 73 | | 1,777 | | 76 | |
| Cocke | 3,692 | 3,595 | 2 | 1 | 272 | 263 | | | 3,110 | 2 | 179 | | 3,796 | 7 | 269 | |
| Coffee | 2,642 | 2,613 | 7 | 8 | 376 | 353 | | | 2,423 | 26 | 310 | | 3,296 | 56 | 368 | |
| Crockett | 2,386 | 2,325 | | | 860 | 941 | | | 2,230 | 3 | 618 | | 2,732 | 11 | 813 | |
| Cumberland | 1,640 | 1,412 | 2 | 2 | 142 | 35 | | | 1,637 | 13 | 330 | | 1,873 | 47 | 317 | |
| Davidson | 13,222 | 13,014 | 147 | 139 | 7,437 | 7,948 | 5 | | 16,637 | 809 | 3,974 | 20 | 20,356 | 1,876 | 11,060 | 19 |
| Decatur | 1,952 | 1,769 | 1 | | 274 | 248 | | | 1,731 | 4 | 225 | | 2,087 | 9 | 260 | |
| Dekalb | 3,201 | 3,071 | | | 221 | 242 | | | 2,732 | | 189 | 1 | 3,417 | 2 | 236 | 1 |
| Dickson | 3,157 | 3,076 | 5 | 3 | 601 | 564 | | | 2,967 | 24 | 503 | | 3,687 | 60 | 655 | |
| Dyer | 3,567 | 3,477 | | | 1,141 | 1,135 | | | 3,748 | 14 | 1,056 | | 4,494 | 37 | 1,404 | |
| Fayette | 1,447 | 1,515 | | | 4,789 | 4,706 | | | 1,405 | 17 | 3,191 | | 1,956 | 45 | 4,179 | |
| Fentress | 1,272 | 1,252 | 5 | 2 | 6 | 6 | | | 1,048 | 19 | 7 | | 1,278 | 46 | 7 | |
| Franklin | 3,470 | 3,280 | 5 | 6 | 703 | 726 | | | 3,074 | 51 | 537 | | 3,829 | 127 | 730 | |
| Gibson | 5,630 | 5,546 | 11 | 7 | 2,200 | 2,222 | | | 5,564 | 40 | 1,768 | | 7,117 | 78 | 2,271 | |
| Giles | 4,165 | 4,159 | 2 | | 2,351 | 2,464 | | | 3,967 | 12 | 1,744 | | 5,213 | 24 | 2,328 | |
| Grainger | 2,396 | 2,392 | | | 135 | 130 | | | 2,733 | 3 | 115 | | 3,420 | 6 | 150 | |
| Greene | 5,815 | 5,565 | 4 | 2 | 293 | 308 | | | 5,141 | 8 | 266 | | 6,549 | 22 | 396 | |
| Grundy | 1,477 | 1,482 | 3 | 3 | 56 | 54 | | | 1,281 | 36 | 72 | | 1,561 | 90 | 86 | |
| Hamblen | 2,056 | 2,174 | | | 367 | 362 | 6 | 3 | 1,968 | 2 | 278 | 2 | 2,587 | 5 | 401 | 4 |
| Hamilton | 7,303 | 7,179 | 76 | 67 | 3,295 | 3,439 | 2 | 4 | 8,330 | 386 | 4,536 | | 10,674 | 825 | 5,391 | 2 |
| Hancock | 2,341 | 2,234 | | | 69 | 60 | | | 1,842 | 1 | 45 | | 2,215 | 2 | 57 | |
| Hardeman | 2,470 | 2,337 | | | 2,286 | 2,192 | | | 2,355 | 16 | 1,532 | | 3,032 | 43 | 1,994 | |
| Hardin | 3,431 | 3,184 | | | 552 | 542 | | | 2,980 | 4 | 457 | | 3,728 | 13 | 616 | |
| Hawkins | 4,437 | 4,444 | 1 | 1 | 454 | 456 | | | 3,703 | 2 | 319 | | 4,747 | 10 | 435 | |
| Haywood | 1,545 | 1,532 | 1 | 3 | 3,605 | 3,324 | | | 1,501 | 12 | 2,562 | | 1,971 | 40 | 3,436 | |
| Henderson | 3,178 | 3,005 | | | 575 | 577 | | | 2,863 | 5 | 447 | | 3,502 | 15 | 533 | |
| Henry | 3,523 | 3,314 | | | 1,260 | 1,232 | | | 3,431 | 14 | 976 | | 4,570 | 32 | 1,271 | |
| Hickman | 2,375 | 2,686 | 2 | | 564 | 531 | | | 2,680 | 10 | 553 | | 3,225 | 20 | 646 | |
| Houston | 1,075 | 1,042 | 2 | 3 | 203 | 223 | | | 969 | 7 | 161 | | 1,299 | 22 | 224 | |
| Humphreys | 2,443 | 2,284 | | | 300 | 292 | | | 2,286 | 5 | 237 | | 2,310 | 42 | 351 | |
| Jackson | 3,131 | 2,950 | | | 105 | 116 | | | 2,524 | | 75 | | 3,036 | 1 | 91 | |
| James | 979 | 971 | | | 103 | 104 | | | 901 | 2 | 63 | | 1,137 | 9 | 135 | |
| Jefferson | 3,342 | 3,222 | | | 433 | 460 | | | 2,876 | 3 | 325 | | 3,651 | 6 | 473 | |
| Johnson | 2,021 | 2,075 | | | 77 | 57 | | | 1,816 | 2 | 50 | | 2,125 | 5 | 81 | |
| Knox | 11,030 | 11,481 | 50 | 64 | 1,932 | 2,225 | | | 12,320 | 284 | 2,422 | | 15,402 | 642 | 3,005 | |
| Lake | 1,122 | 1,078 | | | 383 | 349 | | | 1,214 | 6 | 503 | | 1,335 | 17 | 570 | |
| Lauderdale | 2,343 | 2,311 | 4 | 4 | 2,165 | 2,143 | | | 2,271 | 36 | 1,699 | | 2,837 | 61 | 2,177 | |
| Lawrence | 2,335 | 2,966 | 6 | 5 | 196 | 193 | | | 2,639 | 49 | 170 | | 3,323 | 163 | 244 | |
| Lewis | 815 | 785 | 17 | 11 | 87 | 78 | | | 710 | 58 | 79 | | 836 | 84 | 105 | |
| Lincoln | 3,823 | 3,735 | 2 | 3 | 1,351 | 1,293 | | | 3,333 | 13 | 1,025 | | 4,963 | 27 | 1,249 | |
| Loudon | 1,933 | 1,500 | 1 | 1 | 276 | 309 | | | 1,722 | 5 | 187 | 1 | 2,152 | 14 | 298 | 3 |
| McMinn | 3,421 | 3,277 | | | 393 | 414 | | | 2,925 | 3 | 325 | | 3,833 | 10 | 434 | 1 |
| McNairy | 3,026 | 3,004 | | | 561 | 507 | | | 2,777 | | 430 | | 3,538 | 13 | 509 | |
| Macon | 2,405 | 2,299 | | | 194 | 196 | | | 2,134 | | 138 | | 2,766 | 7 | 165 | |
| Madison | 3,574 | 3,643 | 5 | 3 | 3,371 | 3,610 | | | 4,076 | 69 | 2,932 | 7 | 5,035 | 162 | 3,502 | 7 |
| Marion | 2,957 | 2,998 | 10 | 10 | 395 | 426 | | | 2,842 | 43 | 395 | | 3,433 | 90 | 543 | |
| Marshall | 2,711 | 2,575 | 1 | | 930 | 963 | | | 2,745 | 1 | 649 | | 3,735 | 3 | 853 | |

¹ Includes all persons of negro descent.
² Chinese, Japanese, and Indians.

³ Population included in that of the Indian reservation (or reservations) in which located. (See page 39.)

⁴ Indian reservation.

TABLE 26.—PERSONS OF SCHOOL, MILITIA, AND VOTING AGES, BY SEX, GENERAL NATIVITY, AND COLOR, BY COUNTIES: 1900—Continued.

| COUNTIES. | 5 TO 20 YEARS, INCLUSIVE. | | | | | | | | MALES 18 TO 44 YEARS, INCLUSIVE. | | | | MALES 21 YEARS AND OVER. | | | |
|----------------|---------------------------|----------|----------------|----------|---------------------|----------|-----------------------------|----------|----------------------------------|----------------|---------------------|-----------------------------|--------------------------|----------------|---------------------|-----------------------------|
| | Native white. | | Foreign white. | | Negro. ¹ | | Other colored. ² | | Native white. | Foreign white. | Negro. ¹ | Other colored. ² | Native white. | Foreign white. | Negro. ¹ | Other colored. ² |
| | Males. | Females. | Males. | Females. | Males. | Females. | Males. | Females. | | | | | | | | |
| Tennessee—Con. | | | | | | | | | | | | | | | | |
| Maury | 4,458 | 4,206 | 20 | 7 | 3,661 | 3,514 | | | 4,872 | 71 | 3,918 | | 6,427 | 122 | 4,787 | |
| Meigs | 1,405 | 1,552 | 1 | | 133 | 135 | | | 1,164 | 2 | 99 | | 1,462 | 3 | 139 | |
| Monroe | 3,675 | 3,430 | | | 268 | 266 | 1 | 1 | 3,025 | 5 | 181 | | 3,797 | 14 | 250 | 4 |
| Montgomery | 3,704 | 3,586 | 13 | 17 | 3,229 | 3,325 | 1 | | 3,813 | 65 | 2,752 | 1 | 4,971 | 138 | 3,587 | 6 |
| Moore | 1,056 | 1,015 | | 1 | 114 | 98 | | | 961 | 3 | 90 | | 1,238 | 5 | 95 | |
| Morgan | 1,798 | 1,785 | 10 | 13 | 131 | 19 | | | 1,711 | 36 | 478 | | 2,028 | 98 | 418 | |
| Obion | 4,552 | 4,478 | 1 | 2 | 897 | 1,004 | | | 4,684 | 15 | 943 | 2 | 5,920 | 50 | 1,201 | 2 |
| Overton | 2,672 | 2,594 | | | 53 | 47 | 3 | 3 | 2,272 | 1 | 47 | | 2,851 | 3 | 69 | 2 |
| Perry | 1,728 | 1,619 | | | 154 | 149 | | | 1,533 | 2 | 110 | | 1,804 | 11 | 142 | |
| Pickett | 1,107 | 1,099 | | | 1 | 1 | | | 944 | | 3 | | 1,131 | 1 | 9 | |
| Polk | 2,347 | 2,171 | 1 | 3 | 62 | 60 | | | 2,039 | 8 | 74 | | 2,553 | 30 | 96 | |
| Putnam | 3,390 | 3,235 | 1 | 1 | 173 | 156 | | | 2,829 | 6 | 140 | | 3,500 | 12 | 167 | |
| Rhea | 2,454 | 2,466 | 4 | 6 | 394 | 353 | | | 2,242 | 23 | 434 | | 2,849 | 53 | 503 | |
| Roane | 3,932 | 3,514 | 5 | 5 | 514 | 500 | | | 3,740 | 37 | 587 | | 4,652 | 110 | 728 | |
| Robertson | 3,514 | 3,224 | 5 | 1 | 1,427 | 1,333 | | | 3,660 | 23 | 1,333 | | 4,641 | 42 | 1,591 | |
| Rutherford | 3,860 | 3,712 | 1 | | 2,339 | 2,790 | 1 | 1 | 3,693 | 17 | 1,862 | | 5,051 | 34 | 2,591 | 1 |
| Scott | 2,229 | 2,273 | 3 | 7 | 58 | 49 | | | 1,914 | 21 | 95 | | 2,214 | 43 | 121 | |
| Sequatchie | 670 | 650 | | 1 | 3 | 4 | | | 601 | | 7 | | 757 | 1 | 8 | |
| Sevier | 4,473 | 4,488 | | | 120 | 128 | | | 3,555 | | 78 | | 4,819 | 3 | 112 | |
| Shelby | 10,700 | 10,624 | 266 | 258 | 15,073 | 15,431 | 1 | | 15,615 | 1,617 | 18,582 | 20 | 18,414 | 3,052 | 22,348 | 29 |
| Smith | 3,112 | 3,130 | | | 651 | 643 | | | 2,924 | 3 | 469 | | 3,754 | 8 | 610 | |
| Stewart | 2,612 | 2,530 | 1 | 1 | 449 | 495 | | | 2,448 | 14 | 426 | | 2,940 | 35 | 537 | |
| Sullivan | 4,408 | 4,380 | 9 | 5 | 301 | 317 | | | 4,331 | 43 | 307 | | 5,625 | 63 | 371 | |
| Sumner | 3,631 | 3,565 | 2 | | 1,372 | 1,328 | | | 3,561 | 11 | 1,075 | 1 | 4,912 | 35 | 1,446 | 1 |
| Tipton | 2,953 | 2,812 | | | 3,065 | 2,822 | | | 3,054 | 22 | 2,452 | 1 | 3,804 | 71 | 3,094 | 1 |
| Trousdale | 697 | 685 | | | 433 | 418 | | | 777 | 2 | 329 | | 1,057 | 7 | 418 | |
| Unicoi | 1,279 | 1,073 | 1 | | 40 | 21 | | | 1,045 | 1 | 35 | | 1,289 | 1 | 30 | |
| Union | 2,659 | 2,481 | | | 13 | 12 | | | 2,218 | 3 | 15 | | 2,814 | 4 | 23 | |
| Van Buren | 646 | 592 | | | 15 | 4 | | | 519 | 2 | 11 | | 685 | 3 | 12 | |
| Warren | 2,864 | 2,783 | | | 453 | 384 | | | 2,536 | 3 | 370 | | 3,307 | 29 | 468 | |
| Washington | 3,932 | 3,790 | | | 435 | 400 | | | 3,694 | 12 | 473 | 1 | 4,800 | 37 | 570 | 1 |
| Wayne | 2,391 | 2,321 | | | 226 | 224 | | | 2,194 | 6 | 233 | | 2,634 | 13 | 277 | |
| Weakley | 5,523 | 5,375 | | 2 | 882 | 929 | | | 5,435 | 6 | 695 | | 6,929 | 19 | 914 | |
| White | 2,728 | 2,583 | 5 | 9 | 215 | 236 | | | 2,303 | 16 | 195 | | 2,866 | 34 | 218 | |
| Williamson | 3,158 | 2,945 | | | 2,093 | 2,028 | | | 3,179 | 5 | 1,545 | | 4,239 | 31 | 2,001 | |
| Wilson | 3,747 | 3,495 | | | 1,554 | 1,536 | | | 3,604 | 5 | 1,057 | 2 | 5,052 | 11 | 1,485 | 2 |
| Texas | 469,295 | 458,692 | 13,991 | 13,923 | 127,884 | 131,607 | 131 | 106 | 434,637 | 50,584 | 113,343 | 657 | 514,188 | 85,773 | 136,875 | 932 |
| Anderson | 3,160 | 3,187 | 14 | 17 | 2,471 | 2,556 | | | 3,021 | 117 | 2,001 | 1 | 3,700 | 243 | 2,323 | 1 |
| Andrews | 14 | 10 | | | | | | | 41 | | | | 40 | | | |
| Angelina | 2,305 | 2,232 | 5 | 5 | 421 | 335 | | | 2,330 | 79 | 752 | 1 | 2,749 | 135 | 762 | 1 |
| Aransas | 300 | 273 | 7 | 7 | 41 | 50 | | | 255 | 35 | 32 | | 299 | 37 | 38 | |
| Archer | 531 | 487 | 7 | 5 | | | | | 443 | 32 | 1 | | 533 | 74 | 1 | |
| Armstrong | 217 | 227 | 2 | 1 | 1 | 1 | | | 806 | 16 | | | 341 | 25 | | |
| Atascosa | 1,401 | 1,363 | 76 | 56 | 59 | 57 | 3 | 2 | 972 | 123 | 43 | 3 | 1,204 | 314 | 66 | 3 |
| Austin | 2,665 | 2,759 | 150 | 169 | 1,277 | 1,234 | | | 1,876 | 340 | 1,091 | | 1,841 | 1,533 | 1,338 | |
| Bailey | | | | | | | | | | | | | | | | |
| Bandera | 1,147 | 1,017 | 3 | 5 | 21 | 19 | 4 | 4 | 887 | 29 | 14 | 2 | 1,103 | 32 | 22 | |
| Bastrop | 3,212 | 3,089 | 86 | 85 | 2,345 | 2,343 | | | 2,843 | 417 | 1,704 | 3 | 3,237 | 793 | 2,037 | 3 |
| Baylor | 633 | 609 | 2 | | 9 | 3 | | | 567 | 9 | | | 699 | 21 | 3 | |
| Bee | 1,425 | 1,369 | 96 | 106 | 7 | 107 | | | 1,084 | 261 | 73 | | 1,223 | 459 | 93 | |
| Bell | 3,190 | 3,118 | 59 | 64 | 735 | 804 | | 1 | 7,907 | 367 | 734 | 9 | 9,404 | 664 | 842 | 10 |
| Bexar | 9,580 | 10,272 | 769 | 744 | 1,380 | 1,557 | 1 | | 9,555 | 3,208 | 1,886 | 39 | 10,613 | 5,786 | 2,277 | 59 |
| Blanco | 938 | 915 | 5 | 9 | 40 | 60 | | | 781 | 45 | 32 | | 911 | 151 | 40 | |
| Borden | 1,162 | 155 | | | 1 | 1 | | | 165 | 1 | | | 192 | 3 | | |
| Bosque | 3,342 | 3,265 | 27 | 19 | 174 | 155 | | | 2,877 | 210 | 140 | | 3,474 | 430 | 137 | |
| Bowie | 3,657 | 3,229 | 17 | 16 | 2,083 | 2,129 | | | 3,169 | 36 | 2,013 | | 3,835 | 152 | 2,354 | |
| Brazoria | 1,263 | 1,173 | 13 | 18 | 1,369 | 1,638 | | | 1,225 | 89 | 1,503 | | 1,653 | 205 | 1,956 | |
| Brazos | 1,905 | 1,785 | 129 | 133 | 1,360 | 1,307 | 2 | 4 | 1,543 | 377 | 1,666 | 1 | 1,843 | 626 | 2,085 | 2 |
| Brewster | 307 | 293 | 100 | 89 | 11 | 13 | | | 329 | 258 | 23 | | 356 | 341 | 26 | 1 |
| Briscoe | 263 | 233 | | | | | | | 245 | 1 | | | 299 | 5 | | |
| Brown | 3,241 | 3,147 | 4 | 6 | 29 | 35 | | | 2,894 | 64 | 43 | | 3,626 | 121 | 49 | |
| Burleson | 1,963 | 1,878 | 94 | 109 | 1,739 | 1,672 | | | 1,584 | 406 | 1,707 | 2 | 1,795 | 696 | 1,995 | 2 |
| Burnet | 2,165 | 2,114 | 10 | 3 | 49 | 47 | | | 1,710 | 50 | 43 | | 2,200 | 121 | 66 | |
| Caldwell | 5,097 | 2,338 | 232 | 244 | 1,234 | 1,343 | | 2 | 2,417 | 682 | 923 | | 2,815 | 1,050 | 1,098 | 1 |
| Calhoun | 372 | 376 | 12 | 18 | 51 | 54 | | | 351 | 36 | 43 | | 429 | 154 | 63 | |
| Callahan | 1,801 | 1,794 | 4 | 4 | 4 | 4 | | | 1,579 | 33 | 6 | | 1,921 | 72 | 9 | |
| Cameron | 2,643 | 2,752 | 514 | 553 | 26 | 17 | | | 1,692 | 1,080 | 97 | | 1,542 | 1,881 | 101 | |
| Camp | 1,000 | 980 | | | 925 | 930 | | | 898 | 4 | 701 | | 1,098 | 12 | 852 | |
| Carson | 83 | 82 | | | | 1 | | | 104 | 5 | 1 | | 140 | 9 | | |
| Cass | 2,946 | 2,927 | 1 | | 2,051 | 2,056 | | | 2,489 | 15 | 1,293 | | 3,122 | 36 | 1,613 | |
| Castro | 68 | 73 | | | | | | | 100 | | | | 109 | | | |
| Chambers | 446 | 458 | 3 | 4 | 189 | 166 | | | 412 | 21 | 146 | | 504 | 56 | 169 | |
| Cherokee | 3,343 | 3,343 | 4 | 1 | 1,800 | 1,798 | 1 | 2 | 3,369 | 55 | 1,333 | 1 | 4,156 | 115 | 1,641 | 1 |
| Childress | 420 | 405 | | | | | | | 455 | 1 | 1 | | 547 | 19 | 1 | 2 |
| Clay | 1,829 | 1,863 | 36 | 31 | 7 | 10 | 7 | 1 | 1,661 | 72 | 12 | 2 | 2,095 | 137 | 15 | |
| Cocharan | 7 | | | | | | | | 20 | 1 | | | 17 | 1 | | |
| Coke | 747 | 737 | | | 2 | | | | 575 | 5 | | | 722 | 14 | | |
| Coleman | 2,085 | 2,019 | 6 | 10 | 20 | 14 | | | 1,811 | 94 | 30 | | 2,208 | 154 | 29 | 1 |
| Collin | 9,320 | 9,340 | 16 | 17 | 481 | 457 | | | 9,810 | 103 | 500 | 1 | 11,452 | 203 | 613 | 2 |
| Collingsworth | 255 | 227 | | | 1 | | | | 280 | 6 | 1 | | 316 | 10 | 1 | |
| Colorado | 2,342 | 2,255 | 143 | 119 | 1,953 | 2,004 | | | 1,949 | 585 | 1,682 | 1 | 2,139 | 1,077 | 2,092 | 1 |
| Cornal | 1,221 | 1,158 | 76 | 68 | 44 | 61 | | | 1,096 | 279 | 44 | | 1,040 | 725 | 53 | 1 |

¹ Includes all persons of negro descent

STATISTICS OF POPULATION.

TABLE 26.—PERSONS OF SCHOOL, MILITIA, AND VOTING AGES, BY SEX, GENERAL NATIVITY, AND COLOR, BY COUNTIES: 1900—Continued.

| COUNTIES. | 5 TO 20 YEARS, INCLUSIVE. | | | | | | | | MALES 18 TO 44 YEARS, INCLUSIVE. | | | | MALES 21 YEARS AND OVER. | | | |
|---------------|---------------------------|-----------|----------------|-----------|---------------------|-----------|-----------------------------|-----------|----------------------------------|----------------|---------------------|-----------------------------|--------------------------|----------------|---------------------|-----------------------------|
| | Native white. | | Foreign white. | | Negro. ¹ | | Other colored. ² | | Native white. | Foreign white. | Negro. ¹ | Other colored. ² | Native white. | Foreign white. | Negro. ¹ | Other colored. ² |
| | Males. | Fe-males. | Males. | Fe-males. | Males. | Fe-males. | Males. | Fe-males. | | | | | | | | |
| Texas—Cont'd. | | | | | | | | | | | | | | | | |
| Comanche | 5,079 | 4,779 | | 1 | | | | 4,058 | 27 | | | 4,904 | 55 | | | |
| Concho | 296 | 247 | 2 | 2 | 5 | 2 | | 270 | 18 | 2 | | 321 | 33 | | 3 | |
| Cooke | 4,965 | 5,003 | 43 | 45 | 323 | 390 | | 4,698 | 226 | 376 | 6 | 5,823 | 411 | 450 | 10 | |
| Coryell | 4,260 | 4,808 | 46 | 22 | 173 | 120 | | 3,709 | 92 | 102 | | 4,508 | 185 | 98 | | |
| Cottle | 197 | 228 | 1 | 2 | | | | 165 | 2 | | | 209 | 8 | | | |
| Crane | 6 | 4 | | | | | | 21 | 4 | | | 18 | 8 | | | |
| Crockett | 270 | 241 | 13 | 8 | 2 | | | 355 | 99 | 6 | | 385 | 169 | | 5 | |
| Crosby | 159 | 152 | | | | | | 174 | 1 | 2 | | 206 | 7 | 3 | | |
| Dallam | 22 | 11 | | | | | | 53 | | | | 60 | 7 | | | |
| Dallas | 11,901 | 12,058 | 164 | 177 | 2,320 | 2,553 | 1 | 14,200 | 1,281 | 3,198 | 18 | 17,150 | 2,802 | 3,607 | 21 | |
| Dawson | 10 | | | | | | | 24 | | | | 20 | | | | |
| Deaf Smith | 148 | 127 | 1 | | | | | 247 | 17 | | | 264 | 23 | | 1 | |
| Delta | 2,976 | 2,803 | 2 | | 220 | 191 | | 2,946 | 12 | 164 | 1 | 3,408 | 33 | 214 | | |
| Denton | 5,257 | 5,003 | 38 | 43 | 444 | 452 | | 5,191 | 155 | 370 | | 6,258 | 272 | 457 | 1 | |
| Dewitt | 3,100 | 2,974 | 223 | 216 | 1,086 | 1,152 | | 2,354 | 778 | 817 | 3 | 2,433 | 1,386 | 927 | 3 | |
| Dickens | 231 | 214 | | | | | | 243 | 2 | | | 283 | 2 | | | |
| Dimmit | 180 | 205 | 14 | 13 | 9 | 9 | | 180 | 79 | 7 | | 204 | 99 | 11 | | |
| Donley | 513 | 497 | 1 | 6 | 5 | 6 | | 584 | 44 | 15 | 2 | 682 | 72 | 19 | 3 | |
| Duval | 1,507 | 1,630 | 209 | 229 | 2 | 1 | | 819 | 675 | 2 | | 677 | 1,206 | 2 | | |
| Eastland | 3,766 | 3,689 | 15 | 4 | 7 | 15 | | 3,225 | 30 | 12 | | 3,867 | 70 | 12 | 1 | |
| Ector | 67 | 67 | | | 1 | | | 89 | 1 | | | 102 | 3 | 1 | | |
| Edwards | 646 | 64 | 11 | 9 | 3 | 2 | | 570 | 68 | 2 | | 672 | 115 | 2 | | |
| Ellis | 9,082 | 8,742 | 56 | 51 | 986 | 1,000 | | 9,281 | 239 | 1,004 | 1 | 10,774 | 871 | 1,174 | 2 | |
| El Paso | 2,664 | 2,496 | 1,289 | 1,455 | 65 | 71 | 34 | 3,034 | 2,629 | 238 | 215 | 3,652 | 3,351 | 288 | 335 | |
| Erath | 6,008 | 5,850 | 96 | 48 | 106 | 110 | | 5,223 | 496 | 120 | 8 | 6,242 | 601 | 165 | 8 | |
| Falls | 4,399 | 4,189 | 115 | 91 | 2,560 | 2,493 | | 3,781 | 401 | 2,346 | 1 | 4,409 | 640 | 2,751 | 1 | |
| Fannin | 9,475 | 9,179 | 4 | 7 | 1,099 | 1,133 | | 9,416 | 68 | 1,041 | 1 | 11,115 | 130 | 1,206 | 1 | |
| Fayette | 4,635 | 4,812 | 441 | 390 | 2,285 | 2,251 | | 2,961 | 1,870 | 1,741 | | 2,875 | 3,251 | 2,184 | | |
| Fisher | 808 | 703 | 4 | 6 | | | | 651 | 19 | 1 | | 793 | 33 | 1 | | |
| Floyd | 426 | 371 | 1 | | 3 | | | 389 | 4 | 2 | | 478 | 10 | 1 | | |
| Foard | 310 | 295 | | | | | | 314 | 2 | | | 371 | 4 | | | |
| Fort Bend | 1,051 | 1,012 | 59 | 56 | 2,108 | 1,978 | | 1,006 | 274 | 2,373 | | 1,193 | 495 | 3,097 | | |
| Franklin | 1,591 | 1,624 | | | 223 | 182 | | 1,478 | 2 | 154 | | 1,761 | 6 | 177 | | |
| Frestone | 2,247 | 2,090 | 4 | 2 | 1,814 | 1,842 | | 1,971 | 9 | 1,426 | | 2,414 | 24 | 1,685 | | |
| Frio | 761 | 805 | 64 | 51 | 39 | 31 | | 590 | 121 | 18 | | 703 | 237 | 29 | | |
| Gaines | 8 | 3 | | | | | | 24 | | | | 22 | 1 | | | |
| Galveston | 5,257 | 5,549 | 311 | 339 | 1,208 | 1,891 | | 6,008 | 2,158 | 1,919 | 53 | 6,684 | 3,779 | 2,391 | 63 | |
| Garza | 33 | 34 | 1 | | | | | 55 | 1 | 1 | | 60 | 2 | | | |
| Gillespie | 1,658 | 1,679 | 25 | 21 | 21 | 19 | | 1,327 | 134 | 9 | | 1,360 | 550 | 22 | 1 | |
| Glasscock | 44 | 44 | 2 | | | | | 63 | 5 | 1 | | 77 | 11 | | | |
| Goliad | 1,207 | 1,230 | 92 | 80 | 385 | 378 | | 971 | 249 | 264 | | 1,074 | 451 | 381 | | |
| Gonzales | 4,076 | 3,706 | 220 | 192 | 1,939 | 2,034 | 5 | 3,151 | 837 | 1,446 | 8 | 3,602 | 1,247 | 1,592 | 9 | |
| Gray | 82 | 73 | | | 3 | 2 | | 102 | 5 | 4 | | 118 | 10 | 6 | | |
| Grayson | 10,470 | 10,299 | 66 | 67 | 1,455 | 1,547 | 2 | 11,688 | 360 | 1,530 | 6 | 13,957 | 744 | 1,899 | 8 | |
| Gregg | 1,055 | 1,007 | 1 | 3 | 1,402 | 1,575 | 1 | 1,073 | 15 | 1,031 | | 1,342 | 31 | 1,351 | 1 | |
| Grimes | 2,305 | 2,272 | 92 | 86 | 3,044 | 3,231 | | 1,980 | 241 | 2,326 | | 2,369 | 374 | 2,888 | | |
| Guadalupe | 2,976 | 2,901 | 305 | 296 | 1,189 | 1,208 | | 2,137 | 979 | 832 | 3 | 2,225 | 1,711 | 998 | 3 | |
| Hale | 326 | 320 | | | | | | 331 | 5 | | | 423 | 13 | 1 | | |
| Hall | 313 | 352 | | | | | | 326 | | | | 408 | 8 | | | |
| Hamilton | 2,768 | 2,987 | 3 | 7 | 2 | | | 2,333 | 90 | 4 | | 2,857 | 166 | 4 | | |
| Hansford | 31 | 31 | 2 | | | | | 50 | 13 | | | 44 | 13 | 1 | | |
| Hardeman | 680 | 638 | 2 | 1 | | 3 | | 823 | 13 | 8 | 2 | 978 | 36 | 8 | 2 | |
| Hardin | 853 | 778 | 1 | 3 | 180 | 171 | | 736 | 29 | 217 | | 990 | 66 | 267 | | |
| Harris | 7,115 | 6,944 | 271 | 238 | 3,136 | 3,679 | 1 | 8,670 | 1,736 | 4,204 | 29 | 10,284 | 3,267 | 5,241 | 44 | |
| Harrison | 1,929 | 1,909 | 6 | 9 | 4,661 | 4,998 | 1 | 1,973 | 76 | 3,303 | 3 | 2,435 | 163 | 4,271 | 4 | |
| Hartley | 68 | 48 | 1 | 1 | | | | 123 | 5 | | | 143 | 10 | 1 | | |
| Haskell | 568 | 498 | | | 1 | | | 509 | 4 | | | 636 | 10 | 4 | | |
| Hays | 2,319 | 2,133 | 240 | 256 | 478 | 492 | | 1,728 | 497 | 371 | | 2,056 | 757 | 420 | 1 | |
| Hemphill | 127 | 130 | | | | | | 198 | 13 | | 1 | 231 | 25 | 1 | | |
| Henderson | 3,363 | 3,177 | 2 | 1 | 963 | 920 | | 3,034 | 15 | 805 | | 3,578 | 39 | 925 | | |
| Hidalgo | 1,142 | 1,163 | 235 | 270 | 20 | 30 | | 612 | 612 | 17 | | 532 | 990 | 23 | | |
| Hill | 7,785 | 7,593 | 28 | 22 | 585 | 631 | | 7,608 | 178 | 610 | | 8,925 | 315 | 690 | 2 | |
| Hockley | 10 | 10 | | | | | | 20 | | | | 17 | | | | |
| Hood | 1,823 | 1,875 | | | 59 | 59 | | 1,694 | 4 | 41 | | 2,055 | 25 | 49 | | |
| Hopkins | 4,956 | 4,397 | | 3 | 338 | 395 | | 4,647 | 15 | 635 | | 5,613 | 54 | 763 | | |
| Houston | 3,170 | 3,055 | 3 | 4 | 2,259 | 2,293 | | 2,915 | 44 | 1,732 | 1 | 3,514 | 66 | 2,073 | 2 | |
| Howard | 401 | 394 | 15 | 7 | 12 | 16 | | 511 | 72 | 14 | 3 | 593 | 94 | 20 | 5 | |
| Hunt | 8,684 | 8,700 | 14 | 4 | 373 | 390 | | 8,707 | 85 | 897 | 6 | 10,242 | 162 | 993 | 6 | |
| Hutchinson | 65 | 50 | | | | | | 67 | 1 | | | 84 | 4 | | | |
| Iron | 153 | 155 | | | 1 | | | 162 | 1 | 2 | | 215 | 3 | 3 | 1 | |
| Jack | 2,245 | 2,073 | 3 | | 13 | 19 | | 1,742 | 15 | 16 | 1 | 2,210 | 38 | 27 | 1 | |
| Jackson | 775 | 718 | 23 | 16 | 476 | 504 | | 694 | 70 | 351 | 1 | 860 | 131 | 420 | 1 | |
| Jasper | 876 | 866 | | | 713 | 714 | | 682 | 5 | 400 | | 839 | 16 | 491 | | |
| Jeff Davis | 184 | 174 | 25 | 16 | 10 | 6 | | 181 | 34 | 8 | | 182 | 140 | 17 | 1 | |
| Jefferson | 1,661 | 1,600 | 64 | 49 | 665 | 757 | | 2,333 | 405 | 1,036 | 3 | 2,778 | 599 | 1,124 | 4 | |
| Johnson | 6,451 | 6,366 | 20 | 12 | 211 | 245 | | 6,550 | 141 | 225 | 2 | 7,798 | 264 | 275 | 2 | |
| Jones | 1,468 | 1,460 | 1 | 1 | | | | 1,330 | 19 | 1 | | 1,702 | 35 | 2 | | |
| Karnes | 1,522 | 1,436 | 124 | 104 | 131 | 133 | | 1,194 | 357 | 100 | | 1,339 | 606 | 139 | | |
| Kaufman | 5,322 | 5,146 | 15 | 6 | 1,231 | 1,223 | | 5,631 | 136 | 1,396 | 2 | 6,786 | 300 | 1,526 | 3 | |
| Kendall | 748 | 774 | 22 | 24 | 45 | 53 | | 587 | 122 | 35 | | 644 | 319 | 51 | | |

¹ Includes all persons of negro descent.

² Chinese, Japanese, and Indians.

SCHOOL, MILITIA, AND VOTING AGES.

TABLE 26.—PERSONS OF SCHOOL, MILITIA, AND VOTING AGES, BY SEX, GENERAL NATIVITY, AND COLOR, BY COUNTIES: 1900—Continued.

| COUNTIES. | 5 TO 20 YEARS, INCLUSIVE. | | | | | | | | MALES 15 TO 44 YEARS, INCLUSIVE. | | | | MALES 21 YEARS AND OVER. | | | |
|---------------|---------------------------|-----------|----------------|-----------|---------------------|-----------|-----------------------------|-----------|----------------------------------|----------------|---------------------|-----------------------------|--------------------------|----------------|---------------------|-----------------------------|
| | Native white. | | Foreign white. | | Negro. ¹ | | Other colored. ² | | Native white. | Foreign white. | Negro. ¹ | Other colored. ² | Native white. | Foreign white. | Negro. ¹ | Other colored. ² |
| | Males. | Fe-males. | Males. | Fe-males. | Males. | Fe-males. | Males. | Fe-males. | | | | | | | | |
| Texas—Cont'd. | | | | | | | | | | | | | | | | |
| Kent | 177 | 202 | | | | | | 180 | 3 | | | 213 | 4 | | | |
| Kerr | 990 | 931 | 9 | 20 | 22 | 37 | | 313 | 131 | 25 | | 958 | 235 | | 36 | |
| Kimble | 551 | 507 | 1 | 1 | | 1 | | 422 | 30 | 1 | | 540 | 54 | | 4 | |
| King | 84 | 78 | | | | | | 115 | 2 | | | 138 | 3 | | | |
| Kinney | 350 | 362 | 36 | 56 | 65 | 62 | | 287 | 173 | 120 | | 301 | 273 | 136 | | 1 |
| Knox | 455 | 476 | 7 | 4 | | | | 409 | 33 | | | 494 | 60 | | | |
| Lamar | 7,471 | 7,265 | 5 | 6 | 2,206 | 2,371 | 4 | 2 | 7,329 | 96 | 2,155 | 3 | 9,085 | 195 | 2,505 | 6 |
| Lamb | 1 | 4 | | | | | | | | | | | | | | |
| Lampasas | 1,692 | 1,605 | 4 | 6 | 62 | 70 | | 1,473 | 24 | 74 | | 1,839 | 61 | 88 | | 2 |
| Lasalle | 392 | 417 | 42 | 51 | 6 | 15 | | 320 | 133 | 20 | | 337 | 250 | 25 | | |
| Lavaca | 4,305 | 4,338 | 386 | 375 | 1,075 | 1,078 | 3 | 8 | 2,741 | 1,451 | 756 | 17 | 2,906 | 2,302 | 399 | 24 |
| Lee | 2,119 | 2,037 | 52 | 49 | 977 | 954 | | 1,511 | 339 | 714 | | 1,647 | 640 | 860 | | 2 |
| Leon | 2,356 | 2,278 | 3 | 1 | 1,439 | 1,570 | | 2,086 | 16 | 1,149 | | 2,483 | 85 | 1,353 | | |
| Liberty | 1,163 | 1,113 | 13 | 10 | 502 | 513 | | 1,077 | 51 | 414 | | 1,341 | 103 | 515 | | |
| Limestone | 5,438 | 5,319 | 10 | 10 | 1,339 | 1,349 | | 5,024 | 83 | 1,229 | 1 | 5,942 | 178 | 1,427 | | 1 |
| Lipscomb | 123 | 131 | 1 | | | | | 209 | 7 | | | 238 | 13 | | | |
| Live Oak | 450 | 444 | 7 | 5 | 16 | 12 | | 353 | 44 | 13 | | 409 | 117 | 18 | | |
| Llano | 1,509 | 1,500 | 1 | 1 | 13 | 6 | | 1,207 | 32 | 8 | | 1,500 | 92 | 5 | | |
| Loving | 5 | 3 | | | | | | 19 | | | | 17 | | | | |
| Lubbock | 60 | 49 | | | | | | 66 | 1 | | | 84 | 1 | | | |
| Lynn | 4 | 1 | | | | | | 13 | | | | 10 | | | | |
| McCulloch | 874 | 805 | 1 | 2 | 6 | 8 | | 682 | 29 | 7 | | 848 | 53 | 8 | | |
| McLennan | 8,526 | 8,488 | 213 | 184 | 2,739 | 2,899 | | 8,639 | 332 | 2,903 | 19 | 10,118 | 1,366 | 3,431 | 22 | |
| McMullen | 197 | 177 | 11 | 11 | 3 | 8 | | 172 | 47 | 7 | | 196 | 72 | 10 | | |
| Madison | 1,705 | 1,644 | 6 | 4 | 537 | 519 | | 1,434 | 23 | 420 | | 1,724 | 61 | 490 | | |
| Marion | 640 | 677 | 5 | 2 | 1,527 | 1,636 | | 706 | 18 | 1,066 | 1 | 923 | 51 | 1,433 | 1 | |
| Martin | 65 | 59 | 3 | 4 | | | | 53 | 10 | | | 58 | 22 | 1 | | |
| Mason | 1,146 | 1,192 | 11 | 7 | 14 | 17 | | 396 | 41 | 9 | | 1,077 | 125 | 9 | | |
| Matagorda | 445 | 418 | 4 | 3 | 738 | 829 | | 420 | 31 | 634 | | 527 | 93 | 344 | | |
| Maverick | 507 | 512 | 206 | 231 | 41 | 40 | | 395 | 446 | 40 | | 399 | 605 | 55 | | |
| Medina | 1,401 | 1,319 | 148 | 129 | 78 | 96 | | 1,057 | 290 | 38 | | 1,179 | 596 | 65 | | |
| Menard | 394 | 373 | 6 | 2 | 2 | 5 | | 411 | 35 | 4 | | 463 | 60 | 3 | | |
| Midland | 316 | 307 | 2 | 4 | 10 | 7 | | 335 | 22 | 16 | 3 | 412 | 32 | 19 | | 5 |
| Milam | 5,372 | 5,661 | 131 | 119 | 2,131 | 2,231 | | 5,121 | 513 | 1,962 | | 6,064 | 863 | 2,414 | | |
| Mills | 1,662 | 1,700 | 2 | 9 | 3 | 2 | | 1,274 | 25 | 2 | | 1,624 | 55 | 2 | | |
| Mitchell | 543 | 471 | 1 | | 25 | 29 | | 543 | 18 | 26 | 1 | 672 | 43 | 37 | | 3 |
| Montague | 5,195 | 5,216 | 8 | 5 | 5 | 6 | | 4,337 | 52 | 4 | | 5,408 | 116 | 6 | | |
| Montgomery | 2,173 | 2,040 | 8 | 6 | 1,376 | 1,405 | | 1,958 | 75 | 1,164 | | 2,462 | 152 | 1,440 | | |
| Moore | 37 | 28 | | | | | | 64 | 2 | | | 73 | 3 | | | |
| Morris | 991 | 982 | | | 730 | 763 | | 944 | 2 | 517 | | 1,163 | 8 | 610 | | |
| Motley | 249 | 202 | | | | | | 306 | 7 | | | 346 | 12 | | | |
| Nacogdoches | 3,315 | 3,551 | 5 | 1 | 1,440 | 1,469 | | 3,354 | 40 | 1,208 | | 4,003 | 31 | 1,360 | | |
| Navarro | 6,959 | 6,388 | 30 | 23 | 1,829 | 1,902 | | 6,323 | 154 | 1,343 | 4 | 8,249 | 299 | 2,112 | 6 | |
| Newton | 995 | 891 | 5 | 1 | 521 | 609 | | 993 | 44 | 399 | | 1,177 | 66 | 454 | | |
| Nolan | 520 | 534 | 1 | | 4 | 2 | | 483 | 7 | 2 | | 539 | 14 | 5 | | |
| Nueces | 1,766 | 1,775 | 150 | 168 | 110 | 123 | 5 | 4 | 1,294 | 619 | 106 | 3 | 1,340 | 1,103 | 135 | 3 |
| Ochiltree | 40 | 35 | | | | | | 81 | | | | 91 | 1 | | | |
| Oldham | 55 | 44 | | | | | | 100 | 8 | 1 | | 122 | 17 | 1 | | |
| Orange | 870 | 883 | 4 | 11 | 159 | 189 | | 998 | 92 | 275 | | 1,156 | 169 | 313 | | |
| Palo Pinto | 2,375 | 2,300 | 16 | 26 | 31 | 46 | | 2,239 | 131 | 72 | 4 | 2,774 | 202 | 93 | 6 | |
| Panola | 2,530 | 2,443 | 1 | 2 | 2,053 | 2,040 | | 2,299 | 11 | 1,460 | | 2,754 | 20 | 1,701 | | |
| Parker | 5,027 | 4,938 | 18 | 16 | 141 | 175 | | 4,623 | 133 | 151 | 2 | 5,629 | 256 | 197 | 2 | |
| Parmer | 6 | 2 | | | | | | 19 | 4 | | | 17 | 5 | | | |
| Pecos | 367 | 306 | 63 | 41 | 2 | 3 | | 455 | 363 | 7 | 7 | 455 | 448 | 10 | 8 | |
| Polk | 2,000 | 1,837 | 10 | 4 | 1,034 | 1,016 | 39 | 46 | 1,713 | 41 | 332 | 35 | 2,093 | 68 | 1,018 | 41 |
| Potter | 299 | 291 | 3 | | 1 | 4 | | 460 | 40 | 5 | 1 | 545 | 62 | 6 | 3 | |
| Presidio | 555 | 526 | | | | | | 266 | 417 | 6 | 5 | 279 | 618 | 15 | 6 | |
| Rains | 1,184 | 1,161 | | | 102 | 121 | | 1,022 | 4 | 95 | | 1,243 | 10 | 110 | | |
| Randall | 193 | 162 | | | | | | 222 | 6 | 1 | 1 | 266 | 13 | 1 | | |
| Red River | 4,446 | 4,330 | 4 | 4 | 1,899 | 1,837 | | 4,217 | 17 | 1,445 | 3 | 5,066 | 57 | 1,693 | | 3 |
| Reeves | 255 | 302 | 32 | 44 | 2 | 2 | | 273 | 146 | 4 | 8 | 290 | 213 | 6 | 10 | |
| Refugio | 196 | 198 | 36 | 19 | 109 | 96 | | 159 | 49 | 76 | | 196 | 88 | 93 | | |
| Roberts | 102 | 95 | | 2 | 1 | 2 | | 150 | 10 | 2 | | 163 | 17 | 3 | | |
| Robertson | 2,961 | 2,800 | 115 | 109 | 3,403 | 3,456 | 2 | 2 | 2,548 | 269 | 3,132 | 5 | 3,067 | 437 | 3,911 | 21 |
| Rockwall | 1,685 | 1,629 | 1 | | 84 | 71 | | 1,608 | 30 | 101 | | 1,916 | 53 | 110 | | |
| Runnels | 1,096 | 1,071 | 11 | 15 | 8 | 7 | | 889 | 72 | 8 | | 1,130 | 112 | 7 | | |
| Rusk | 3,137 | 2,895 | | 1 | 2,516 | 2,471 | | 2,707 | 17 | 1,713 | 2 | 3,366 | 37 | 2,027 | 3 | |
| Sabine | 990 | 924 | | | 404 | 382 | | 861 | | 269 | | 1,011 | 3 | 320 | | |
| San Augustine | 1,175 | 1,178 | | | 643 | 631 | | 998 | 1 | 426 | | 1,181 | 13 | 542 | | |
| San Jacinto | 965 | 929 | 1 | 1 | 1,235 | 1,223 | 8 | 8 | 892 | 19 | 904 | 4 | 1,033 | 27 | 1,109 | 5 |
| San Patricio | 406 | 424 | 71 | 61 | 3 | 9 | | 331 | 129 | 4 | | 365 | 212 | 6 | | |
| San Saba | 1,554 | 1,552 | 1 | | 12 | 12 | | 1,341 | 8 | 15 | | 1,670 | 49 | 15 | | |
| Schleicher | 82 | 79 | 1 | 1 | 3 | 2 | | 113 | 11 | 4 | | 139 | 23 | 4 | | |
| Scurry | 917 | 798 | | | | | | 750 | 4 | | 1 | 921 | 14 | | | 1 |
| Shackelford | 465 | 443 | 1 | | 19 | 33 | | 476 | 16 | 21 | 1 | 583 | 32 | 31 | | 1 |
| Shelby | 3,512 | 3,444 | 1 | 2 | 953 | 923 | | 2,975 | 13 | 641 | | 3,545 | 32 | 763 | | |
| Sherman | 16 | 15 | | | 2 | | | 34 | | 1 | | 36 | | 1 | | |
| Smith | 4,262 | 4,052 | 9 | 14 | 3,325 | 3,683 | | 4,033 | 103 | 2,594 | 8 | 4,977 | 202 | 3,132 | 9 | |
| Somervell | 733 | 769 | 1 | | 3 | 2 | | 603 | 3 | | | 755 | 7 | | | |
| Starr | 1,868 | 1,909 | 479 | 502 | 11 | 10 | | 1,062 | 1,062 | 107 | | 898 | 1,694 | 107 | | |

¹ Includes all persons of negro descent.

² Chinese, Japanese, and Indians.

STATISTICS OF POPULATION.

TABLE 26.—PERSONS OF SCHOOL, MILITIA, AND VOTING AGES, BY SEX, GENERAL NATIVITY, AND COLOR, BY COUNTIES: 1900—Continued.

| COUNTIES. | 5 TO 20 YEARS, INCLUSIVE. | | | | | | | | MALES 18 TO 44 YEARS, INCLUSIVE. | | | | MALES 21 YEARS AND OVER. | | | |
|---------------|---------------------------|-----------|----------------|-----------|---------------------|-----------|-----------------------------|-----------|----------------------------------|----------------|---------------------|-----------------------------|--------------------------|----------------|---------------------|-----------------------------|
| | Native white. | | Foreign white. | | Negro. ¹ | | Other colored. ² | | Native white. | Foreign white. | Negro. ¹ | Other colored. ² | Native white. | Foreign white. | Negro. ¹ | Other colored. ² |
| | Males. | Fe-males. | Males. | Fe-males. | Males. | Fe-males. | Males. | Fe-males. | | | | | | | | |
| Texas—Cont'd. | | | | | | | | | | | | | | | | |
| Stephens | 1,365 | 1,367 | | 1 | 1 | | | 1,110 | 11 | 2 | | 1,379 | 30 | 3 | | |
| Sterling | 241 | 224 | | | 1 | | | 227 | 4 | 2 | | 276 | 7 | 1 | | |
| Stonewall | 426 | 428 | | | | | | 438 | 1 | | | 526 | 2 | | | |
| Sutton | 337 | 309 | 7 | 6 | 2 | 1 | | 337 | 50 | 1 | | 379 | 79 | 2 | | |
| Swisher | 247 | 240 | | | | | | 245 | 1 | | | 294 | 3 | | | |
| Tarrant | 8,014 | 8,023 | 70 | 78 | 961 | 1,002 | 2 | 9,769 | 722 | 1,373 | 17 | 11,969 | 1,327 | 1,584 | 21 | |
| Taylor | 2,121 | 2,090 | 5 | 3 | 28 | 29 | 1 | 1,827 | 39 | 35 | 4 | 2,351 | 97 | 46 | 4 | |
| Terry | 9 | 2 | | | | | | 34 | | | | 30 | 1 | | | |
| Throckmorton | 352 | 358 | | 1 | | | | 328 | 9 | 1 | | 409 | 14 | 2 | | |
| Titus | 2,128 | 2,049 | 20 | | 429 | 476 | | 1,940 | 9 | 374 | | 2,296 | 20 | 454 | | |
| Tom Green | 1,134 | 1,079 | 2 | 9 | 164 | 168 | | 1,110 | 164 | 184 | 8 | 1,283 | 290 | 237 | 10 | |
| Travis | 5,951 | 5,895 | 297 | 264 | 2,606 | 2,756 | | 5,607 | 1,482 | 2,514 | 14 | 6,753 | 2,490 | 3,023 | 20 | |
| Trinity | 1,689 | 1,595 | 4 | 3 | 602 | 578 | | 1,511 | 47 | 593 | | 1,840 | 66 | 663 | | |
| Tyler | 1,991 | 1,864 | 11 | 7 | 563 | 505 | | 1,841 | 48 | 436 | | 2,209 | 85 | 515 | | |
| Upshur | 2,321 | 2,282 | 2 | 1 | 1,103 | 1,104 | | 2,150 | 10 | 762 | | 2,607 | 21 | 914 | | |
| Upton | 4 | 4 | | | | | | 21 | | | | 21 | 1 | | | |
| Uvalde | 853 | 818 | 55 | 59 | 25 | 28 | | 622 | 207 | 18 | | 761 | 352 | 26 | | |
| Valverde | 766 | 649 | 212 | 199 | 24 | 37 | | 608 | 547 | 29 | | 671 | 776 | 38 | | |
| Van Zandt | 5,068 | 4,913 | 1 | 1 | 284 | 290 | | 4,509 | 24 | 268 | 1 | 5,429 | 59 | 304 | 1 | |
| Victoria | 1,819 | 1,770 | 109 | 138 | 819 | 821 | | 1,508 | 434 | 607 | 3 | 1,628 | 845 | 769 | 3 | |
| Walker | 1,424 | 1,360 | 18 | 10 | 1,824 | 1,751 | | 1,518 | 161 | 1,375 | 2 | 1,906 | 239 | 1,790 | 2 | |
| Waller | 1,283 | 1,194 | 40 | 35 | 1,663 | 1,790 | | 1,052 | 144 | 1,307 | | 1,286 | 239 | 1,633 | | |
| Ward | 251 | 183 | 49 | 58 | | | | 163 | 136 | | | 182 | 222 | | | |
| Washington | 3,174 | 3,104 | 303 | 272 | 3,232 | 3,432 | | 1,840 | 1,218 | 2,671 | 2 | 1,860 | 1,962 | 3,543 | 4 | |
| Webb | 2,601 | 2,453 | 1,406 | 1,601 | 32 | 19 | | 1,600 | 3,027 | 117 | 3 | 1,687 | 4,150 | 114 | 4 | |
| Wharton | 1,534 | 1,442 | 103 | 116 | 1,914 | 1,858 | | 1,278 | 533 | 1,600 | 1 | 1,428 | 768 | 1,954 | 2 | |
| Wheeler | 114 | 100 | 3 | 3 | 7 | 3 | | 146 | 9 | 5 | | 160 | 20 | 5 | | |
| Wichita | 1,024 | 929 | 7 | 9 | 30 | 32 | | 1,328 | 71 | 61 | 2 | 1,553 | 124 | 59 | 4 | |
| Willbarger | 1,145 | 1,082 | 7 | 5 | 6 | 9 | | 1,143 | 33 | 11 | 3 | 1,411 | 71 | 12 | 3 | |
| Williamson | 6,548 | 6,331 | 278 | 276 | 879 | 896 | | 5,420 | 1,218 | 896 | 3 | 6,231 | 1,732 | 1,011 | 4 | |
| Wilson | 2,608 | 2,578 | 115 | 106 | 268 | 243 | | 2,014 | 287 | 184 | | 2,285 | 604 | 215 | | |
| Winkler | 13 | 8 | | | | | | 17 | 1 | | | 17 | 1 | | | |
| Wise | 5,472 | 5,408 | 21 | 11 | 40 | 33 | | 4,943 | 106 | 26 | 2 | 6,022 | 207 | 29 | 2 | |
| Wood | 3,494 | 3,557 | | 1 | 853 | 839 | | 3,199 | 11 | 638 | | 3,839 | 29 | 842 | | |
| Yoakum | 5 | 1 | | | | | | 21 | | | | 18 | | | | |
| Young | 1,319 | 1,380 | 4 | 1 | 1 | | | 1,209 | 15 | 1 | | 1,430 | 35 | 2 | | |
| Zapata | 699 | 682 | 324 | 264 | | | | 334 | 575 | | | 294 | 334 | | | |
| Zavalla | 152 | 152 | 2 | | | | | 143 | 22 | 1 | | 176 | 35 | 1 | | |
| Utah | 50,249 | 50,374 | 2,253 | 2,502 | 77 | 59 | 559 | 440 | 39,320 | 12,442 | 327 | 1,166 | 40,799 | 24,406 | 353 | 1,609 |
| Beaver | 741 | 627 | 24 | 13 | | | | 610 | 149 | | 5 | 604 | 296 | 1 | 14 | |
| Boxelder | 1,911 | 1,849 | 97 | 82 | 4 | 1 | 4 | 1,431 | 383 | 2 | 49 | 1,391 | 811 | 2 | 83 | |
| Cache | 3,599 | 3,657 | 197 | 212 | 1 | 6 | | 2,200 | 658 | | 2 | 1,994 | 1,643 | 1 | 3 | |
| Carbon | 745 | 711 | 117 | 97 | 1 | | | 531 | 781 | | 111 | 630 | 905 | | 88 | |
| Davis | 1,623 | 1,650 | 31 | 28 | | | | 1,201 | 206 | | 4 | 1,151 | 537 | | 6 | |
| Emery | 1,012 | 966 | 23 | 18 | | | | 674 | 125 | | 62 | 670 | 270 | | 51 | |
| Garfield | 736 | 727 | 3 | 7 | | | | 559 | 34 | | 4 | 589 | 99 | | 4 | |
| Grand | 171 | 170 | 3 | 3 | | | | 227 | 38 | | 107 | 298 | 65 | | 90 | |
| Iron | 659 | 723 | 6 | 10 | | | | 599 | 72 | | | 600 | 233 | | 11 | |
| Juab | 1,557 | 1,676 | 83 | 78 | | | | 1,742 | 775 | 3 | 18 | 1,818 | 1,183 | 3 | 30 | |
| Kane | 373 | 381 | 6 | 3 | | | | 280 | 22 | | | 296 | 47 | | 21 | |
| Millard | 1,120 | 1,138 | 12 | 13 | 2 | 3 | 14 | 851 | 113 | | 12 | 879 | 346 | 1 | 29 | |
| Morgan | 374 | 425 | 4 | 4 | | | | 345 | 55 | | 15 | 325 | 159 | | 9 | |
| Piute | 377 | 388 | 3 | 1 | | | | 313 | 44 | | 8 | 323 | 109 | | 13 | |
| Rich | 411 | 426 | 10 | 8 | | | | 284 | 74 | | | 276 | 143 | | 2 | |
| Salt Lake | 12,734 | 12,942 | 800 | 1,052 | 29 | 37 | 7 | 10,611 | 4,402 | 104 | 123 | 11,404 | 7,994 | 139 | 259 | |
| San Juan | 107 | 100 | | | | | | 126 | 15 | 1 | 79 | 151 | 29 | 1 | 109 | |
| Sanpete | 3,074 | 3,061 | 116 | 153 | 5 | 1 | 1 | 2,341 | 575 | 4 | 1 | 2,157 | 1,506 | 3 | 8 | |
| Sevier | 1,662 | 1,734 | 52 | 49 | | | | 1,203 | 307 | | | 1,143 | 663 | | | |
| Summit | 1,713 | 1,572 | 78 | 50 | | 1 | 12 | 1,588 | 626 | 4 | 81 | 1,542 | 1,131 | 4 | 103 | |
| Tooele | 1,124 | 1,075 | 51 | 58 | | 1 | 8 | 1,390 | 671 | 1 | 53 | 1,451 | 990 | 2 | 89 | |
| Uinta | 1,044 | 1,013 | 13 | 8 | 28 | 1 | 230 | 844 | 100 | 185 | 291 | 920 | 196 | 174 | 386 | |
| Utah | 6,374 | 6,314 | 233 | 249 | 1 | | 1 | 4,525 | 991 | 2 | 4 | 4,664 | 2,357 | 3 | 4 | |
| Wasatch | 949 | 957 | 24 | 26 | | | | 684 | 121 | | 32 | 667 | 322 | | 53 | |
| Washington | 913 | 943 | 2 | 2 | | 1 | 21 | 664 | 50 | 1 | 22 | 713 | 174 | 1 | 33 | |
| Wayne | 423 | 408 | 9 | 9 | | | | 276 | 32 | | | 306 | 63 | | 5 | |
| Weber | 4,713 | 4,741 | 231 | 269 | 6 | 7 | 4 | 3,671 | 1,023 | 20 | 64 | 3,832 | 2,135 | 23 | 96 | |
| Vermont | 46,695 | 45,270 | 3,420 | 2,972 | 129 | 126 | 2 | 58,059 | 12,556 | 204 | 31 | 87,131 | 20,346 | 239 | 40 | |
| Addison | 3,361 | 3,049 | 51 | 40 | 12 | 21 | | 3,913 | 220 | 13 | 2 | 5,925 | 769 | 19 | 3 | |
| Bennington | 2,974 | 2,922 | 131 | 161 | 25 | 31 | | 3,770 | 584 | 37 | 4 | 5,566 | 1,136 | 49 | 4 | |
| Caledonia | 3,115 | 3,113 | 292 | 250 | 2 | 1 | | 4,065 | 1,114 | | 1 | 6,331 | 1,641 | | 1 | |
| Chittenden | 5,638 | 5,633 | 519 | 518 | 27 | 18 | | 6,624 | 1,476 | 41 | 4 | 8,504 | 2,311 | 53 | 4 | |
| Essex | 1,122 | 1,077 | 188 | 154 | 1 | | | 1,135 | 646 | | | 1,661 | 894 | | 2 | |
| Franklin | 4,397 | 4,284 | 371 | 377 | 8 | 6 | | 4,891 | 1,074 | 18 | | 6,812 | 1,999 | 32 | 3 | |
| Grand Isle | 633 | 615 | 112 | 19 | 1 | | | 763 | 423 | 10 | | 1,002 | 527 | 10 | | |
| Lamoille | 1,730 | 1,757 | 50 | 43 | 1 | 1 | | 2,316 | 178 | 2 | | 3,535 | 333 | 5 | | |
| Orange | 2,523 | 2,357 | 130 | 101 | 2 | 2 | | 3,239 | 410 | 3 | 1 | 5,732 | 595 | 9 | 1 | |
| Orleans | 3,039 | 2,861 | 322 | 311 | 3 | 2 | | 3,367 | 903 | 2 | | 5,278 | 1,577 | 2 | | |

¹ Includes all persons of negro descent.

² Chinese, Japanese, and Indians.

SCHOOL, MILITIA, AND VOTING AGES.

207

TABLE 26.—PERSONS OF SCHOOL, MILITIA, AND VOTING AGES, BY SEX, GENERAL NATIVITY, AND COLOR, BY COUNTIES: 1900—Continued.

| COUNTIES. | 5 TO 20 YEARS, INCLUSIVE. | | | | | | | | MALES 18 TO 44 YEARS, INCLUSIVE. | | | | MALES 21 YEARS AND OVER. | | | |
|----------------|---------------------------|-----------|----------------|-----------|---------------------|-----------|-----------------------------|-----------|----------------------------------|----------------|---------------------|-----------------------------|--------------------------|----------------|---------------------|-----------------------------|
| | Native white. | | Foreign white. | | Negro. ¹ | | Other colored. ² | | Native white. | Foreign white. | Negro. ¹ | Other colored. ² | Native white. | Foreign white. | Negro. ¹ | Other colored. ² |
| | Males. | Fe-males. | Males. | Fe-males. | Males. | Fe-males. | Males. | Fe-males. | | | | | | | | |
| Vermont—Con. | | | | | | | | | | | | | | | | |
| Rutland | 6,171 | 6,033 | 363 | 291 | 22 | 24 | | | 7,471 | 1,725 | 38 | 7 | 10,385 | 3,282 | 49 | 8 |
| Washington | 4,381 | 4,304 | 561 | 467 | 4 | 1 | 1 | | 5,958 | 2,532 | 6 | 5 | 9,070 | 3,225 | 15 | 2 |
| Windham | 3,365 | 3,215 | 156 | 137 | 13 | 13 | 1 | | 4,694 | 722 | 11 | 2 | 7,691 | 1,064 | 18 | 2 |
| Windsor | 4,191 | 4,000 | 124 | 103 | 8 | 6 | | | 5,853 | 544 | 18 | 5 | 9,589 | 1,993 | 28 | 5 |
| Virginia | 219,244 | 214,679 | 907 | 782 | 132,674 | 136,288 | 110 | 87 | 224,345 | 5,512 | 115,872 | 301 | 290,294 | 11,085 | 146,122 | 314 |
| Accomac | 3,808 | 3,763 | | 1 | 2,585 | 2,302 | | | 4,107 | 30 | 2,108 | 2 | 5,423 | 50 | 2,470 | 2 |
| Albemarle | 3,527 | 3,364 | 12 | 11 | 2,177 | 2,227 | | | 3,372 | 65 | 1,407 | 1 | 4,531 | 114 | 2,013 | 1 |
| Alexandria | 633 | 545 | 12 | 3 | 439 | 453 | | | 1,047 | 183 | 532 | | 1,213 | 189 | 679 | |
| Alleghany | 2,199 | 2,052 | 7 | 5 | 719 | 613 | | | 3,092 | 75 | 1,448 | 2 | 3,479 | 100 | 1,444 | 2 |
| Amelia | 583 | 563 | | 1 | 1,332 | 1,286 | | | 527 | 10 | 889 | | 758 | 32 | 1,219 | |
| Amherst | 2,075 | 2,115 | | 1 | 1,557 | 1,465 | | | 1,939 | 14 | 1,108 | | 2,580 | 39 | 1,419 | |
| Appomattox | 1,161 | 1,070 | 1 | | 844 | 884 | | | 930 | 1 | 501 | | 1,902 | 11 | 735 | |
| Augusta | 4,748 | 4,740 | 5 | 1 | 1,154 | 1,190 | | | 4,744 | 25 | 915 | | 6,563 | 70 | 1,273 | |
| Bath | 847 | 795 | 5 | 2 | 1,192 | 1,69 | | | 910 | 27 | 273 | | 1,152 | 33 | 236 | |
| Bedford | 4,016 | 3,963 | 4 | 3 | 2,142 | 2,095 | | | 3,591 | 32 | 1,348 | | 4,848 | 45 | 1,916 | |
| Bland | 1,060 | 1,019 | | 1 | 49 | 40 | | | 921 | 1 | 36 | | 1,182 | 4 | 45 | |
| Botetourt | 2,512 | 2,536 | 2 | | 851 | 799 | | | 2,338 | 9 | 663 | | 3,090 | 29 | 891 | |
| Brunswick | 1,317 | 1,370 | | | 2,365 | 2,454 | | | 1,494 | 8 | 1,602 | | 1,859 | 15 | 2,136 | |
| Buchanan | 2,097 | 1,996 | | | 1 | 1 | | | 1,749 | 3 | 1 | | 1,954 | 3 | 1 | |
| Buckingham | 1,443 | 1,415 | | 1 | 1,686 | 1,790 | | | 1,285 | 19 | 1,054 | | 1,732 | 49 | 1,545 | |
| Campbell | 2,739 | 2,623 | 7 | 3 | 2,029 | 2,197 | | | 2,370 | 25 | 1,322 | | 3,070 | 73 | 1,845 | |
| Caroline | 1,510 | 1,380 | | | 2,192 | 2,041 | | | 1,318 | 11 | 1,197 | | 1,824 | 32 | 1,613 | |
| Carroll | 3,939 | 3,713 | | | 65 | 72 | | | 3,163 | 2 | 42 | | 3,900 | 8 | 63 | |
| Charles City | 223 | 197 | | | 813 | 777 | | | 275 | 6 | 578 | | 401 | 10 | 777 | |
| Charlotte | 1,388 | 1,180 | | 2 | 1,927 | 1,924 | | | 1,226 | 9 | 1,121 | | 1,639 | 18 | 1,597 | |
| Chesterfield | 2,024 | 1,923 | 26 | 17 | 1,587 | 1,504 | | | 1,983 | 86 | 1,349 | | 2,674 | 186 | 1,753 | |
| Clarke | 1,069 | 1,005 | | 1 | 466 | 476 | | | 1,023 | 7 | 315 | 1 | 1,423 | 14 | 466 | 1 |
| Craig | 767 | 781 | | | 64 | 38 | | | 680 | 5 | 59 | | 913 | 6 | 67 | |
| Culpeper | 1,397 | 1,380 | 3 | 2 | 1,386 | 1,352 | | | 1,424 | 13 | 793 | | 2,046 | 34 | 1,133 | 1 |
| Cumberland | 438 | 523 | | | 1,442 | 1,369 | | | 483 | 4 | 879 | | 705 | 8 | 1,202 | |
| Dickenson | 1,630 | 1,665 | | | | | | | 1,353 | 29 | | | 1,513 | 3 | | |
| Dinwiddie | 1,123 | 1,021 | 9 | 10 | 1,947 | 1,778 | | | 1,169 | 1 | 1,861 | | 1,525 | 57 | 2,342 | |
| Elizabeth City | 1,174 | 1,189 | 20 | 21 | 1,461 | 1,589 | 44 | 38 | 1,769 | 195 | 1,317 | 58 | 3,322 | 1,625 | 2,384 | 27 |
| Essex | 698 | 641 | 1 | 1 | 1,412 | 1,321 | | | 612 | 1 | 1,005 | | 873 | 4 | 1,287 | |
| Fairfax | 2,455 | 2,226 | 14 | 16 | 1,020 | 995 | | | 2,515 | 85 | 736 | 1 | 3,526 | 231 | 1,108 | 1 |
| Fauquier | 2,728 | 2,695 | 1 | 11 | 1,823 | 1,814 | | | 2,575 | 34 | 1,243 | 1 | 3,635 | 86 | 1,643 | 2 |
| Floyd | 2,953 | 2,853 | | | 223 | 253 | | | 2,293 | 1 | 143 | | 2,912 | 4 | 193 | |
| Fluvanna | 935 | 864 | | | 837 | 917 | | | 875 | 6 | 534 | | 1,269 | 12 | 792 | |
| Franklin | 4,036 | 4,016 | | | 1,312 | 1,503 | | | 3,086 | 1 | 669 | 1 | 4,116 | 2 | 979 | 1 |
| Frederick | 2,265 | 2,177 | 3 | 3 | 170 | 140 | | | 2,215 | 10 | 132 | | 3,166 | 45 | 182 | |
| Giles | 2,042 | 1,881 | | | 177 | 171 | | | 1,894 | 5 | 142 | | 2,310 | 18 | 163 | |
| Gloucester | 1,231 | 1,178 | 1 | 1 | 1,423 | 1,373 | | | 1,118 | 4 | 1,161 | | 1,516 | 8 | 1,430 | |
| Goochland | 756 | 707 | 1 | | 1,273 | 1,198 | | | 740 | 7 | 943 | | 1,042 | 17 | 1,213 | |
| Grayson | 3,169 | 3,207 | | | 192 | 223 | | | 2,579 | 1 | 136 | | 3,382 | 6 | 179 | |
| Greene | 923 | 919 | | | 320 | 318 | | | 777 | | 133 | | 1,056 | 2 | 250 | |
| Greensville | 630 | 623 | 7 | 2 | 1,319 | 1,401 | | | 673 | 12 | 971 | | 850 | 25 | 1,213 | |
| Halifax | 3,431 | 3,289 | 6 | 6 | 4,252 | 4,338 | | | 3,310 | 35 | 2,761 | | 4,238 | 59 | 3,651 | |
| Hanover | 1,950 | 1,643 | 5 | 4 | 1,892 | 1,782 | 5 | 10 | 1,813 | 13 | 1,173 | | 2,443 | 29 | 1,552 | 3 |
| Henrico | 3,198 | 2,839 | 33 | 24 | 2,478 | 2,447 | | | 3,282 | 192 | 2,459 | 3 | 4,207 | 436 | 3,022 | |
| Henry | 2,171 | 2,039 | 1 | 1 | 1,780 | 1,881 | | | 1,954 | 8 | 1,196 | 1 | 2,472 | 9 | 1,533 | 1 |
| Highland | 1,029 | 923 | | | 100 | 82 | | | 966 | 49 | | | 1,263 | 5 | 67 | |
| Isle of Wight | 1,279 | 1,320 | 3 | 1 | 1,269 | 1,286 | | | 1,320 | 12 | 1,207 | 1 | 1,746 | 21 | 1,433 | 1 |
| James City | 274 | 254 | 4 | | 504 | 497 | | | 246 | 17 | 398 | | 330 | 33 | 530 | |
| King and Queen | 732 | 733 | | | 1,222 | 1,236 | | | 727 | 1 | 691 | | 973 | 2 | 944 | |
| King George | 767 | 668 | 3 | | 808 | 711 | | | 646 | 6 | 529 | | 846 | 13 | 682 | |
| King William | 621 | 575 | | | 1,196 | 1,097 | 40 | 26 | 567 | 13 | 745 | 24 | 825 | 20 | 943 | 32 |
| Lancaster | 749 | 775 | | 1 | 1,070 | 1,033 | | | 805 | 7 | 957 | | 1,061 | 20 | 1,111 | |
| Lee | 3,935 | 3,901 | 1 | | 1,64 | 149 | | | 3,351 | 10 | 134 | | 3,983 | 15 | 160 | |
| Loudoun | 2,639 | 2,703 | 3 | 4 | 1,233 | 1,247 | | | 2,770 | 15 | 915 | 1 | 4,180 | 55 | 1,247 | 1 |
| Louisa | 1,448 | 1,385 | 2 | | 1,852 | 1,971 | | | 1,351 | 13 | 1,069 | | 1,985 | 29 | 1,665 | |
| Lunenburg | 945 | 884 | 11 | 10 | 1,543 | 1,463 | | | 914 | 33 | 874 | | 1,252 | 55 | 1,187 | |
| Madison | 1,255 | 1,214 | | | 773 | 803 | | | 1,154 | 1 | 440 | | 1,546 | 5 | 669 | |
| Mathews | 999 | 1,026 | | | 529 | 461 | | | 1,073 | 5 | 455 | | 1,574 | 9 | 566 | |
| Mecklenburg | 1,858 | 1,919 | 2 | 5 | 3,463 | 3,545 | | | 1,874 | 14 | 2,231 | | 2,529 | 31 | 3,055 | |
| Middlesex | 639 | 710 | | | 1,026 | 910 | | | 721 | 3 | 878 | | 951 | 5 | 1,012 | |
| Montgomery | 2,494 | 2,445 | | 1 | 589 | 608 | | | 2,237 | 14 | 430 | | 2,939 | 22 | 612 | |
| Nansemond | 1,805 | 1,863 | 7 | | 2,514 | 2,620 | | | 1,877 | 39 | 2,561 | 1 | 2,524 | 54 | 3,056 | 1 |
| Nelson | 2,007 | 1,976 | | | 1,208 | 1,276 | | | 1,803 | 12 | 703 | | 2,450 | 24 | 1,062 | |
| New Kent | 345 | 297 | | | 732 | 770 | | | 234 | 3 | 430 | | 436 | 6 | 663 | |
| Norfolk | 3,109 | 3,123 | 44 | 47 | 5,332 | 5,703 | 15 | 8 | 4,133 | 251 | 7,336 | 27 | 5,110 | 332 | 4,432 | 27 |
| Northampton | 1,036 | 1,023 | 6 | 4 | 1,576 | 1,560 | | | 1,270 | 26 | 1,361 | 1 | 1,657 | 41 | 1,669 | 2 |
| Northumberland | 1,034 | 956 | 1 | | 916 | 898 | | | 1,149 | 46 | 732 | | 1,527 | 74 | 835 | |
| Nottoway | 924 | 940 | 3 | 5 | 1,609 | 1,594 | | | 893 | 21 | 1,037 | | 1,203 | 35 | 1,425 | |
| Orange | 1,310 | 1,263 | | | 1,243 | 1,202 | | | 1,204 | 14 | 709 | 2 | 1,704 | 32 | 1,049 | 2 |
| Page | 2,320 | 2,330 | 1 | | 301 | 315 | | | 2,169 | 15 | 220 | | 2,926 | 22 | 299 | |
| Patrick | 2,325 | 2,710 | | 1 | 371 | 343 | | | 2,339 | | 227 | | 2,923 | | 295 | |
| Pittsylvania | 5,035 | 4,900 | 4 | 1 | 4,455 | 4,303 | | | 4,441 | 21 | 2,966 | | 5,316 | 43 | 4,033 | |
| Powhatan | 426 | 363 | | 1 | 1,054 | 994 | | | 429 | 15 | 620 | | 627 | 32 | 886 | |
| Prince Edward | 964 | 1,041 | 3 | 4 | 2,225 | 2,117 | | | 958 | 41 | 1,405 | | 1,215 | 65 | 1,376 | |
| Prince George | 513 | 463 | 27 | 31 | 1,079 | 997 | | 2 | 462 | 65 | 812 | 3 | 662 | 119 | 1,053 | 4 |

¹ Includes all persons of negro descent.

² Chinese, Japanese, and Indians.

STATISTICS OF POPULATION.

TABLE 26.—PERSONS OF SCHOOL, MILITIA, AND VOTING AGES, BY SEX, GENERAL NATIVITY, AND COLOR, BY COUNTIES: 1900—Continued.

Table with columns for Counties, Age Groups (5 to 20 years inclusive, Males 18 to 44 years inclusive, Males 21 years and over), and Sex (Males, Females). Rows list counties such as Virginia—Con., Adams, Asotin, etc., with corresponding population counts.

1 Includes all persons of negro descent.

2 Chinese, Japanese, and Indians.

SCHOOL, MILITIA, AND VOTING AGES.

TABLE 26.—PERSONS OF SCHOOL, MILITIA, AND VOTING AGES, BY SEX, GENERAL NATIVITY, AND COLOR, BY COUNTIES: 1900—Continued.

| COUNTIES. | 5 TO 20 YEARS, INCLUSIVE. | | | | | | | | MALES 18 TO 44 YEARS, INCLUSIVE. | | | | MALES 21 YEARS AND OVER. | | | |
|--------------------|---------------------------|-----------|----------------|-----------|---------------------|-----------|-----------------------------|-----------|----------------------------------|----------------|---------------------|-----------------------------|--------------------------|----------------|---------------------|-----------------------------|
| | Native white. | | Foreign white. | | Negro. ¹ | | Other colored. ² | | Native white. | Foreign white. | Negro. ¹ | Other colored. ² | Native white. | Foreign white. | Negro. ¹ | Other colored. ² |
| | Males. | Fe-males. | Males. | Fe-males. | Males. | Fe-males. | Males. | Fe-males. | | | | | | | | |
| West Virginia..... | 172,625 | 166,892 | 1,240 | 880 | 7,977 | 6,846 | 7 | 4 | 178,894 | 7,939 | 13,621 | 49 | 220,251 | 12,873 | 14,786 | 55 |
| Barbour..... | 2,491 | 2,414 | 20 | | 159 | 145 | | | 2,620 | 184 | 211 | | 3,385 | 173 | 239 | |
| Berkeley..... | 3,172 | 3,109 | 10 | 10 | 306 | 360 | | | 3,382 | 28 | 307 | | 4,539 | 111 | 428 | |
| Boone..... | 1,775 | 1,658 | | | 23 | 26 | | | 1,401 | 1 | 21 | | 1,720 | 5 | 34 | |
| Braxton..... | 3,841 | 3,715 | 1 | | 28 | 47 | | | 3,491 | 3 | 36 | | 4,216 | 32 | 44 | |
| Brooke..... | 1,248 | 1,139 | 16 | 8 | 19 | 26 | | | 1,298 | 106 | 31 | 1 | 1,776 | 192 | 36 | 1 |
| Cabell..... | 5,069 | 5,100 | 7 | 13 | 261 | 255 | | | 5,675 | 100 | 403 | 2 | 6,904 | 242 | 479 | 2 |
| Calhoun..... | 2,163 | 2,055 | | 1 | 25 | 17 | | | 1,936 | 8 | 11 | | 2,301 | 12 | 15 | |
| Clay..... | 1,838 | 1,608 | 3 | 4 | 5 | 7 | | | 1,684 | 25 | 7 | | 1,877 | 35 | 7 | |
| Doddridge..... | 2,689 | 2,596 | | | 5 | 4 | | | 2,638 | 19 | 8 | | 3,267 | 74 | 8 | 1 |
| Fayette..... | 5,049 | 4,800 | 68 | 70 | 1,008 | 819 | | | 5,679 | 337 | 2,284 | | 6,368 | 533 | 2,306 | |
| Gilmer..... | 2,888 | 2,247 | | | 7 | 10 | | | 2,215 | 2 | 7 | | 2,683 | 13 | 10 | |
| Grant..... | 1,222 | 1,250 | 3 | 3 | 48 | 49 | | | 1,359 | 44 | 37 | | 1,743 | 74 | 62 | |
| Greenbrier..... | 3,872 | 3,553 | 3 | 2 | 360 | 374 | | | 3,335 | 22 | 298 | | 4,351 | 71 | 417 | |
| Hampshire..... | 2,206 | 2,059 | 2 | 3 | 89 | 97 | | | 2,050 | 10 | 38 | | 2,795 | 29 | 120 | |
| Hancock..... | 1,077 | 1,024 | 21 | 6 | 5 | 7 | | | 1,326 | 223 | 17 | | 1,709 | 276 | 21 | 1 |
| Hardy..... | 1,545 | 1,454 | | | 106 | 85 | | | 1,421 | 5 | 57 | | 1,877 | 15 | 96 | |
| Harrison..... | 4,446 | 4,341 | 78 | 19 | 213 | 163 | | | 5,686 | 445 | 522 | 3 | 7,109 | 560 | 538 | 3 |
| Jackson..... | 4,537 | 4,529 | 1 | 1 | 27 | 30 | | | 4,243 | 12 | 18 | | 5,273 | 55 | 26 | |
| Jefferson..... | 2,078 | 2,026 | 2 | 3 | 803 | 793 | | | 2,210 | 25 | 634 | | 3,111 | 57 | 933 | |
| Kanawha..... | 10,080 | 9,668 | 21 | 29 | 739 | 749 | | | 9,547 | 184 | 968 | 2 | 11,669 | 415 | 1,118 | 2 |
| Lewis..... | 3,026 | 2,922 | 1 | 3 | 26 | 18 | | 1 4 | 3,177 | 34 | 42 | 4 | 4,232 | 143 | 65 | 5 |
| Lincoln..... | 3,264 | 3,151 | | | 15 | 10 | | | 2,796 | 4 | 23 | | 3,329 | 7 | 24 | |
| Logan..... | 1,478 | 1,421 | 1 | | 14 | 8 | | | 1,247 | 4 | 21 | | 1,468 | 7 | 21 | |
| McDowell..... | 2,338 | 2,099 | 52 | 33 | 1,177 | 601 | | | 3,275 | 368 | 3,022 | | 3,263 | 436 | 2,623 | |
| Marion..... | 5,369 | 5,143 | 184 | 86 | 84 | 50 | | | 6,629 | 1,060 | 213 | 6 | 8,083 | 1,154 | 208 | 6 |
| Marshall..... | 4,617 | 4,507 | 53 | 59 | 72 | 23 | | 1 | 5,291 | 430 | 346 | 3 | 6,521 | 709 | 340 | 3 |
| Mason..... | 4,428 | 4,426 | 2 | 3 | 98 | 101 | | | 4,340 | 30 | 105 | 1 | 5,634 | 171 | 159 | 2 |
| Mercer..... | 3,979 | 3,726 | 16 | 12 | 432 | 435 | | | 4,067 | 144 | 1,041 | 2 | 4,640 | 178 | 1,027 | 1 |
| Mineral..... | 2,189 | 2,223 | 21 | 9 | 105 | 117 | | | 2,423 | 121 | 143 | | 2,973 | 251 | 180 | |
| Mingo..... | 2,241 | 2,218 | 4 | 1 | 51 | 32 | | | 2,364 | 32 | 163 | | 2,572 | 45 | 149 | |
| Monongalia..... | 3,266 | 3,019 | 29 | 28 | 46 | 41 | | | 3,835 | 108 | 73 | 3 | 4,986 | 153 | 90 | 3 |
| Monroe..... | 2,517 | 2,204 | | 2 | 170 | 196 | | | 2,200 | 7 | 130 | | 2,944 | 25 | 175 | |
| Morgan..... | 1,307 | 1,240 | 1 | 1 | 38 | 38 | | | 1,303 | 11 | 49 | | 1,743 | 37 | 60 | |
| Nicholas..... | 2,326 | 2,193 | 39 | 6 | 3 | 4 | | | 2,067 | 176 | 2 | | 2,518 | 176 | 6 | |
| Ohio..... | 7,025 | 7,341 | 257 | 265 | 166 | 195 | | | 9,015 | 1,388 | 329 | 6 | 10,359 | 2,387 | 418 | 8 |
| Pendleton..... | 1,754 | 1,762 | | | 33 | 30 | | | 1,529 | 1 | 12 | | 2,109 | 4 | 21 | |
| Pleasants..... | 1,716 | 1,715 | 3 | 5 | 1 | 1 | | 2 | 1,933 | 23 | 2 | 3 | 2,564 | 50 | 3 | 2 |
| Pocahontas..... | 1,433 | 1,327 | 30 | | 146 | 68 | | | 1,627 | 269 | 303 | | 2,022 | 306 | 285 | |
| Preston..... | 4,207 | 4,153 | 11 | 16 | 29 | 21 | | | 4,094 | 131 | 63 | | 5,496 | 251 | 78 | |
| Putnam..... | 3,431 | 3,418 | 1 | 2 | 66 | 73 | | | 3,134 | 13 | 117 | | 3,857 | 59 | 129 | |
| Raleigh..... | 2,602 | 2,464 | | 1 | 67 | 29 | | | 2,217 | 14 | 118 | | 2,599 | 26 | 191 | |
| Randolph..... | 3,204 | 3,024 | 33 | 22 | 123 | 52 | | | 3,636 | 323 | 265 | 2 | 4,213 | 461 | 243 | 2 |
| Ritchie..... | 3,751 | 3,502 | | 1 | 4 | 8 | | | 3,598 | 13 | 4 | | 4,519 | 61 | 5 | |
| Roane..... | 4,017 | 3,947 | 1 | | 6 | 6 | | | 3,733 | 13 | 8 | | 4,521 | 33 | 12 | |
| Summers..... | 3,063 | 2,988 | | 4 | 212 | 210 | | | 2,869 | 12 | 203 | 1 | 3,401 | 38 | 260 | 1 |
| Taylor..... | 2,636 | 2,331 | 18 | 26 | 99 | 64 | | | 2,960 | 94 | 79 | | 3,740 | 139 | 101 | 2 |
| Tucker..... | 2,119 | 2,083 | 151 | 69 | 60 | 44 | | 2 | 2,739 | 964 | 131 | 1 | 3,205 | 1,023 | 139 | |
| Tyler..... | 3,139 | 3,189 | 11 | 13 | 12 | 7 | | | 4,037 | 88 | 36 | 4 | 4,342 | 156 | 38 | 5 |
| Upshur..... | 2,700 | 2,704 | 4 | 5 | 33 | 53 | | 1 | 2,640 | 26 | 36 | 1 | 3,511 | 60 | 58 | 1 |
| Wayne..... | 4,850 | 4,662 | | | 58 | 62 | | | 4,515 | 17 | 91 | | 5,299 | 38 | 98 | |
| Webster..... | 1,801 | 1,694 | 1 | 2 | | 3 | | | 1,797 | 29 | 5 | | 2,081 | 49 | 6 | |
| Wetzel..... | 4,408 | 4,196 | 8 | 5 | 55 | 17 | | | 4,367 | 108 | 199 | 1 | 5,559 | 246 | 335 | 1 |
| Wirt..... | 2,063 | 1,994 | | | 26 | 9 | | | 1,932 | 4 | 11 | | 2,469 | 11 | 10 | |
| Wood..... | 5,850 | 5,835 | 21 | 24 | 138 | 144 | | | 6,740 | 142 | 193 | 2 | 8,594 | 461 | 266 | 2 |
| Wyoming..... | 1,870 | 1,761 | 1 | | 19 | 21 | | | 1,572 | 2 | 13 | | 1,707 | 3 | 21 | |
| Wisconsin..... | 340,518 | 333,389 | 24,535 | 23,503 | 321 | 340 | 1,499 | 1,575 | 238,538 | 134,751 | 746 | 1,740 | 309,909 | 257,304 | 1,006 | 2,496 |
| Adams..... | 1,645 | 1,594 | 59 | 46 | 1 | 1 | 9 | 10 | 1,490 | 279 | 3 | 7 | 1,825 | 676 | 4 | 8 |
| Ashland..... | 2,720 | 2,669 | 388 | 332 | | 4 | 116 | 166 | 2,440 | 2,992 | 3 | 185 | 2,554 | 3,768 | 5 | 271 |
| Barron..... | 4,215 | 4,183 | 395 | 372 | | | 6 | 6 | 2,354 | 1,970 | | 6 | 2,713 | 3,372 | 1 | 6 |
| Bayfield..... | 1,705 | 1,629 | 394 | 280 | | | 85 | 100 | 1,775 | 2,374 | 2 | 86 | 1,926 | 3,457 | 3 | 139 |
| Brown..... | 8,167 | 8,338 | 353 | 329 | | 8 | 122 | 122 | 6,225 | 2,090 | 15 | 147 | 6,063 | 5,332 | 19 | 208 |
| Buffalo..... | 3,084 | 3,007 | 97 | 86 | | | | | 2,542 | 706 | 1 | | 2,458 | 1,933 | 1 | |
| Burnett..... | 1,339 | 1,169 | 143 | 133 | | 1 | 23 | 23 | 613 | 690 | 2 | 27 | 650 | 1,309 | | 38 |
| Calumet..... | 3,193 | 3,156 | 61 | 32 | | 6 | 33 | 43 | 2,623 | 472 | 8 | 48 | 2,553 | 1,734 | 10 | 33 |
| Chippewa..... | 5,824 | 5,723 | 405 | 409 | | 1 | 17 | 21 | 4,199 | 2,474 | 22 | 22 | 4,594 | 4,324 | 4 | 32 |
| Clark..... | 4,626 | 4,538 | | 360 | | | 6 | 10 | 3,330 | 1,638 | 1 | 8 | 3,811 | 2,923 | 1 | 13 |
| Columbia..... | 4,843 | 4,832 | 226 | 212 | | 3 | 6 | | 5,139 | 1,215 | 7 | 5 | 5,854 | 3,118 | 9 | 7 |
| Crawford..... | 3,137 | 3,162 | 55 | 67 | | 2 | | | 2,949 | 480 | | | 3,311 | 1,332 | 1 | |
| Dane..... | 11,331 | 10,990 | 619 | 480 | | 10 | 4 | | 11,580 | 3,938 | 16 | 23 | 12,081 | 7,835 | 31 | 25 |
| Dodge..... | 7,754 | 7,460 | 333 | 303 | | 6 | 4 | | 7,543 | 2,067 | 21 | 6 | 7,733 | 5,570 | 20 | 6 |
| Door..... | 3,467 | 3,345 | 152 | 133 | | 2 | | | 2,262 | 997 | | 2 | 2,124 | 2,332 | 1 | 2 |

¹ Includes all persons of negro descent.

² Chinese, Japanese, and Indians.

STATISTICS OF POPULATION.

TABLE 26.—PERSONS OF SCHOOL, MILITIA, AND VOTING AGES, BY SEX, GENERAL NATIVITY, AND COLOR, BY COUNTIES: 1900—Continued.

| COUNTIES. | 5 TO 20 YEARS, INCLUSIVE. | | | | | | | | MALES 18 TO 44 YEARS, INCLUSIVE. | | | | MALES 21 YEARS AND OVER. | | | |
|---------------------------|---------------------------|-----------|----------------|-----------|---------------------|-----------|-----------------------------|-----------|----------------------------------|----------------|---------------------|-----------------------------|--------------------------|----------------|---------------------|-----------------------------|
| | Native white. | | Foreign white. | | Negro. ¹ | | Other colored. ² | | Native white. | Foreign white. | Negro. ¹ | Other colored. ² | Native white. | Foreign white. | Negro. ¹ | Other colored. ² |
| | Males. | Fe-males. | Males. | Fe-males. | Males. | Fe-males. | Males. | Fe-males. | | | | | | | | |
| Wisconsin—Con. | | | | | | | | | | | | | | | | |
| Douglas | 4,211 | 4,882 | 885 | 773 | 15 | 22 | 36 | 23 | 5,901 | 6,683 | 67 | 28 | 5,666 | 7,781 | 85 | 92 |
| Dunn | 4,581 | 4,498 | 282 | 214 | | | | | 3,089 | 1,549 | | 2 | 3,381 | 3,072 | 2 | 2 |
| Eau Claire | 5,655 | 5,622 | 296 | 318 | 3 | 3 | | | 3,561 | 2,146 | 7 | 9 | 4,090 | 3,987 | 10 | 11 |
| Florence | 490 | 514 | 93 | 90 | | | | | 274 | 513 | | 1 | 286 | 694 | | 1 |
| Fond du Lac | 7,573 | 7,572 | 327 | 290 | 23 | 15 | 4 | 5 | 7,910 | 1,787 | 30 | 9 | 8,756 | 4,763 | 46 | 14 |
| Forest | 180 | 149 | 14 | 14 | | | | | | | | | | | | |
| Grant | 6,565 | 6,657 | 96 | 82 | 10 | 7 | | | 288 | 108 | | 26 | 305 | 141 | | 41 |
| Green | 3,678 | 3,524 | 254 | 173 | 2 | 3 | | | 6,965 | 726 | 16 | | 7,952 | 2,681 | 19 | |
| Green Lake | 490 | 2,645 | 191 | 187 | | 1 | | | 4,224 | 1,154 | 4 | | 4,224 | 2,179 | 10 | |
| Iowa | 2,576 | 3,866 | 91 | 92 | 3 | 2 | | | 1,993 | 854 | 1 | 1 | 2,289 | 1,972 | 2 | 1 |
| | 3,968 | 3,866 | | | | | | | 4,171 | 596 | 4 | 1 | 4,414 | 2,038 | 6 | 1 |
| Iron | 860 | 854 | 244 | 189 | | | | | 599 | 1,389 | | 1 | 596 | 1,644 | | 2 |
| Jackson | 3,187 | 2,967 | 141 | 127 | | | 41 | 41 | 2,348 | 911 | | 23 | 2,605 | 2,009 | 2 | 46 |
| Jefferson | 5,720 | 5,519 | 297 | 289 | 2 | 8 | | | 5,188 | 1,550 | 8 | 1 | 5,604 | 4,083 | 16 | 1 |
| Juneau | 3,468 | 3,443 | 151 | 148 | | | 8 | 10 | 3,132 | 910 | 5 | 8 | 3,772 | 2,007 | 7 | 11 |
| Kenosha | 3,216 | 3,160 | 381 | 399 | 5 | 6 | | | 3,147 | 1,844 | 13 | | 3,406 | 2,980 | 11 | 1 |
| Kewaunee | 3,283 | 3,263 | 67 | 64 | 1 | 1 | | | 2,478 | 723 | 1 | 1 | 2,085 | 2,348 | 2 | 1 |
| La Crosse | 7,016 | 7,434 | 369 | 399 | 10 | 12 | | | 5,858 | 2,526 | 14 | 1 | 6,149 | 5,285 | 26 | 1 |
| Lafayette | 3,546 | 3,460 | 102 | 74 | | 1 | | | 3,780 | 604 | | 1 | 4,208 | 1,700 | 1 | 1 |
| Langlade | 2,852 | 2,249 | 163 | 162 | | | | | 1,806 | 778 | 1 | 2 | 1,942 | 1,295 | 2 | 2 |
| Lincoln | 2,716 | 2,705 | 329 | 296 | | | 6 | 5 | 1,999 | 1,672 | 1 | 3 | 2,042 | 2,401 | 1 | 5 |
| Manitowoc | 7,619 | 7,478 | 245 | 211 | | 1 | | | 6,556 | 1,603 | 1 | 5 | 5,986 | 5,086 | 1 | 5 |
| Marathon | 7,793 | 7,679 | 713 | 686 | | | 4 | 2 | 4,891 | 3,500 | 3 | 6 | 4,747 | 6,122 | 4 | 8 |
| Marquette | 5,093 | 5,021 | 691 | 683 | | 1 | 42 | 29 | 3,168 | 3,416 | | 43 | 3,225 | 5,002 | 2 | 64 |
| Marquette | 1,889 | 1,895 | 66 | 56 | 2 | | | | 1,491 | 428 | | | 1,621 | 1,118 | 1 | |
| Milwaukee | 49,419 | 51,952 | 5,924 | 6,381 | 89 | 94 | | | 40,483 | 28,255 | 813 | 14 | 40,837 | 47,725 | 379 | 27 |
| Monroe | 4,913 | 4,709 | 176 | 179 | 10 | 15 | 105 | 97 | 4,151 | 1,051 | 5 | 33 | 4,932 | 2,609 | 7 | 33 |
| Oconto | 3,761 | 3,660 | 333 | 314 | 1 | 1 | 36 | 55 | 2,351 | 1,527 | 1 | 47 | 2,366 | 2,865 | 3 | 76 |
| Oneida | 1,222 | 1,212 | 184 | 133 | | | 19 | 9 | 1,432 | 1,276 | 1 | 13 | 1,505 | 1,562 | 1 | 21 |
| Outagamie | 7,990 | 8,012 | 325 | 338 | 2 | 7 | 160 | 189 | 6,392 | 2,102 | 4 | 200 | 6,501 | 4,941 | 7 | 282 |
| Ozaukee | 2,999 | 2,883 | 115 | 95 | | | | | 2,573 | 564 | | | 2,527 | 1,886 | | |
| Pepin | 1,436 | 1,362 | 47 | 52 | | | | | 1,116 | 358 | | | 1,258 | 847 | | |
| Pierce | 4,211 | 4,123 | 163 | 156 | | 1 | | | 3,450 | 1,214 | 4 | 1 | 3,888 | 2,801 | 8 | 1 |
| Polk | 3,207 | 2,984 | 248 | 208 | | | 25 | 23 | 1,784 | 1,501 | 1 | 19 | 1,870 | 2,920 | 2 | 29 |
| Portage | 5,396 | 5,296 | 385 | 383 | | | 1 | | 3,437 | 1,700 | 1 | 5 | 3,658 | 3,528 | 2 | 4 |
| Price | 1,390 | 1,302 | 273 | 226 | 2 | 1 | | | 914 | 1,289 | 1 | | 961 | 1,785 | 2 | |
| Racine | 6,790 | 6,831 | 681 | 666 | 10 | 20 | 1 | | 6,122 | 3,790 | 24 | 3 | 6,533 | 6,592 | 37 | 3 |
| Richland | 3,393 | 3,308 | 80 | 16 | 1 | | | 1 | 3,607 | 268 | 6 | 5 | 4,598 | 755 | 6 | 6 |
| Rock | 7,534 | 7,425 | 392 | 373 | 12 | 17 | | 1 | 8,955 | 2,477 | 27 | 8 | 11,123 | 4,536 | 42 | 8 |
| St. Croix | 4,729 | 4,536 | 288 | 254 | | 1 | | | 3,416 | 1,904 | 2 | | 3,628 | 3,655 | | |
| Sauk | 5,498 | 5,449 | 223 | 213 | 4 | 8 | | 1 | 5,152 | 1,204 | 7 | | 6,020 | 3,157 | 9 | 1 |
| Sawyer | 875 | 411 | 40 | 48 | | | 163 | 158 | 296 | 380 | | 188 | 374 | 494 | 1 | 252 |
| Shawano | 4,893 | 4,684 | 365 | 311 | 3 | 3 | 312 | 328 | 2,985 | 1,895 | 4 | 339 | 2,823 | 3,570 | 11 | 515 |
| Sheboygan | 8,168 | 8,198 | 779 | 730 | | | 1 | 2 | 7,041 | 2,987 | | 3 | 7,086 | 6,376 | | 5 |
| Taylor | 1,896 | 1,724 | 363 | 266 | 6 | 9 | | | 1,142 | 1,388 | 8 | 1 | 1,137 | 2,030 | 10 | 1 |
| Trempealeau | 4,285 | 4,118 | 166 | 146 | | | | | 2,940 | 1,412 | | | 2,849 | 3,238 | | |
| Vernon | 5,049 | 4,825 | 128 | 131 | 30 | 18 | 3 | 4 | 4,561 | 1,087 | 20 | 11 | 5,146 | 2,545 | 17 | 11 |
| Vilas | 583 | 489 | 98 | 57 | | | 48 | 42 | 1,056 | 732 | 1 | 52 | 1,125 | 906 | 2 | 69 |
| Walworth | 4,170 | 4,136 | 208 | 191 | 14 | 6 | | | 4,818 | 1,234 | 20 | 3 | 6,446 | 2,569 | 26 | 3 |
| Washburn | 959 | 904 | 93 | 76 | | | 14 | 13 | 649 | 491 | 1 | 13 | 781 | 697 | 1 | 19 |
| Washington | 4,329 | 4,295 | 122 | 98 | | | | | 3,748 | 646 | | | 3,858 | 2,352 | | |
| Waukesha | 5,762 | 5,294 | 362 | 320 | 17 | 8 | 2 | | 5,356 | 1,615 | 17 | 3 | 6,161 | 3,872 | 28 | 3 |
| Waupaca | 5,436 | 5,416 | 280 | 292 | 1 | | | | 4,247 | 1,716 | 3 | 4 | 4,911 | 3,767 | 8 | 4 |
| Waushara | 2,858 | 2,583 | 107 | 108 | 2 | 2 | | | 2,605 | 590 | 3 | | 3,028 | 1,403 | 3 | |
| Winnebago | 8,835 | 9,273 | 646 | 655 | 6 | 12 | 6 | 4 | 8,235 | 3,408 | 14 | 22 | 9,173 | 6,884 | 22 | 28 |
| Wood | 4,732 | 4,589 | 421 | 407 | 2 | 2 | 2 | 2 | 3,069 | 1,833 | 3 | 4 | 3,205 | 3,193 | 3 | 6 |
| Wyoming | 13,468 | 11,513 | 946 | 680 | 115 | 100 | 406 | 272 | 23,341 | 8,280 | 449 | 918 | 25,651 | 10,611 | 481 | 1,155 |
| Albany | 2,004 | 1,426 | 130 | 56 | 16 | 8 | 8 | | 3,954 | 1,364 | 116 | 24 | 4,141 | 1,745 | 124 | 23 |
| Bighorn | 720 | 556 | 25 | 17 | | | | | 1,211 | 203 | 3 | 1 | 1,457 | 275 | 3 | 2 |
| Carbon | 1,147 | 902 | 146 | 82 | 11 | 17 | 7 | | 2,822 | 1,354 | 109 | 19 | 3,118 | 1,586 | 120 | 34 |
| Converse | 532 | 461 | 16 | 11 | | 1 | | | 937 | 156 | 4 | 4 | 1,050 | 224 | 4 | 4 |
| Crook | 533 | 450 | 22 | 16 | 1 | | | | 663 | 143 | 2 | | 846 | 244 | 2 | 2 |
| Fremont | 516 | 484 | 7 | 11 | | | 283 | 271 | 1,076 | 234 | 1 | 345 | 1,266 | 365 | 1 | 427 |
| Johnson | 416 | 327 | 7 | 5 | | | | | 633 | 89 | | | 736 | 143 | 1 | 1 |
| Laramie | 3,239 | 3,033 | 74 | 86 | 48 | 56 | | | 5,816 | 1,030 | 93 | 24 | 5,758 | 1,549 | 98 | 35 |
| Natrona | 253 | 192 | 8 | 4 | | 1 | | | 556 | 139 | | 3 | 650 | 175 | 3 | 4 |
| Sheridan | 777 | 727 | 13 | 19 | 3 | 3 | | | 1,258 | 264 | 9 | 2 | 1,502 | 358 | 11 | 9 |
| Sweetwater | 838 | 716 | 220 | 157 | 34 | 13 | 69 | | 1,785 | 1,630 | 90 | 338 | 1,803 | 1,368 | 93 | 507 |
| Uinta | 2,012 | 1,873 | 204 | 182 | 2 | 1 | 39 | 1 | 2,116 | 1,119 | 13 | 103 | 2,249 | 1,456 | 17 | 98 |
| Weston | 404 | 325 | 66 | 33 | | | | | 842 | 509 | 3 | | 902 | 670 | 3 | 3 |
| Yellowstone National Park | 47 | 16 | 8 | 1 | | | | | 172 | 46 | 1 | 5 | 173 | 53 | 1 | 6 |

¹ Includes all persons of negro descent.

² Chinese, Japanese, and Indians.

TABLE 27.—PERSONS OF SCHOOL, MILITIA, AND VOTING AGES, BY SEX, GENERAL NATIVITY, AND COLOR, FOR PLACES HAVING 2,500 INHABITANTS OR MORE: 1900.

[This table includes all incorporated places having 2,500 inhabitants or more, so far as they have been returned by the census enumerators separate from the population of the townships, precincts, districts, etc., of which they form a part. It also includes two unincorporated places in Alaska, one unincorporated place in Hawaii, and all towns in the New England states which have a population of 2,500 or more, but which do not contain an incorporated place with that amount of population.]

| CITIES, TOWNS, VILLAGES, AND BOROUGHES. | 5 TO 20 YEARS, INCLUSIVE. | | | | | | | | MALES 18 TO 44 YEARS, INCLUSIVE. | | | | MALES 21 YEARS AND OVER. | | | |
|--|---------------------------|-----------|----------------|-----------|---------------------|-----------|-----------------------------|-----------|-------------------------------------|----------------|---------------------|-----------------------------|--------------------------|----------------|---------------------|-----------------------------|
| | Native white. | | Foreign white. | | Negro. ¹ | | Other colored. ² | | Native white. | Foreign white. | Negro. ¹ | Other colored. ² | Native white. | Foreign white. | Negro. ¹ | Other colored. ² |
| | Males. | Fe-males. | Males. | Fe-males. | Males. | Fe-males. | Males. | Fe-males. | | | | | | | | |
| Alabama: | | | | | | | | | | | | | | | | |
| Anniston city | 1,064 | 1,142 | 14 | 14 | 614 | 751 | | | 1,185 | 71 | 711 | | 1,404 | 132 | 893 | 1 |
| Avondale town | 352 | 355 | 3 | 2 | 154 | 156 | | | 522 | 4 | 229 | | 594 | 19 | 271 | |
| Bessemer town | 410 | 409 | 23 | 19 | 602 | 596 | | | 656 | 93 | 1,067 | 3 | 715 | 131 | 1,222 | 6 |
| Birmingham city | 3,075 | 3,136 | 130 | 104 | 2,342 | 2,789 | 1 | | 5,726 | 644 | 4,302 | 6 | 6,577 | 973 | 4,689 | 7 |
| Decatur city | 231 | 242 | 2 | 2 | 215 | 300 | | | 352 | 20 | 324 | 2 | 437 | 35 | 396 | 2 |
| Demopolis city 135 141 2 2 290 344 207 17 267 1 244 31 376 1 | | | | | | | | | | | | | | | | |
| Dothan town 307 338 8 2 293 275 429 11 432 498 15 424 | | | | | | | | | | | | | | | | |
| Eufaula city 374 410 8 1 391 498 381 5 314 518 16 484 | | | | | | | | | | | | | | | | |
| Florence city 760 893 5 8 337 357 881 23 333 1,109 47 486 | | | | | | | | | | | | | | | | |
| Gadsden town 479 487 6 15 296 306 579 15 332 708 27 394 | | | | | | | | | | | | | | | | |
| Girard city 438 476 2 2 233 338 426 8 174 1 546 12 255 1 | | | | | | | | | | | | | | | | |
| Greenville city 277 319 2 2 304 346 237 9 258 1 373 20 321 1 | | | | | | | | | | | | | | | | |
| Huntsville town 692 690 3 5 533 714 964 47 635 1,219 92 902 | | | | | | | | | | | | | | | | |
| Lanett town 420 425 2 2 145 161 381 3 132 484 9 181 | | | | | | | | | | | | | | | | |
| Mobile city 3,117 3,405 64 52 2,457 2,811 2 4,338 423 3,609 21 5,036 1,046 4,498 20 | | | | | | | | | | | | | | | | |
| Montgomery city 2,006 2,134 31 26 2,657 3,162 2,935 176 3,045 13 3,463 360 3,954 15 | | | | | | | | | | | | | | | | |
| New Decatur city 514 542 8 10 179 230 811 62 245 936 118 308 | | | | | | | | | | | | | | | | |
| Opelika city 276 279 4 4 469 559 311 4 343 432 13 511 | | | | | | | | | | | | | | | | |
| Phoenix city 576 682 118 152 627 5 76 762 7 111 | | | | | | | | | | | | | | | | |
| Pratt City town 335 403 13 20 186 189 466 92 337 523 152 387 | | | | | | | | | | | | | | | | |
| Selma city 633 692 7 6 616 814 901 55 776 1,091 130 1,025 | | | | | | | | | | | | | | | | |
| Sheffield city 340 360 2 2 268 231 390 26 403 484 54 442 | | | | | | | | | | | | | | | | |
| Talladega city 417 433 10 2 490 603 446 18 539 563 29 622 3 | | | | | | | | | | | | | | | | |
| Troy city 365 353 1 2 407 420 406 12 380 1 481 18 476 1 | | | | | | | | | | | | | | | | |
| Tuscaloosa city 451 439 1 1 419 468 610 22 399 639 46 576 | | | | | | | | | | | | | | | | |
| Union Springs town 194 190 3 3 234 271 222 8 262 233 12 359 | | | | | | | | | | | | | | | | |
| Woodlawn town 341 354 2 3 182 142 430 20 130 529 34 166 | | | | | | | | | | | | | | | | |
| Alaska: | | | | | | | | | | | | | | | | |
| Nome city | 30 | 11 | 7 | 3 | | | 5 | 5 | 1,011 | 734 | 5 | 27 | 10,894 | 985 | 6 | 62 |
| Skagway city | 225 | 166 | 28 | 12 | 6 | | 27 | 21 | 938 | 630 | 88 | 77 | 1,060 | 736 | 86 | 84 |
| Arizona: | | | | | | | | | | | | | | | | |
| Jerome town | 231 | 171 | 30 | 21 | | 1 | | | 1,091 | 500 | 8 | 38 | 1,187 | 597 | 12 | 62 |
| Phoenix city | 722 | 693 | 56 | 49 | 15 | 18 | 3 | 5 | 1,085 | 258 | 52 | 67 | 1,377 | 435 | 57 | 93 |
| Prescott city | 351 | 366 | 19 | 11 | 9 | 10 | 9 | 2 | 826 | 219 | 24 | 144 | 1,107 | 351 | 32 | 208 |
| Tucson city | 931 | 1,019 | 157 | 207 | 6 | 8 | 33 | 97 | 1,049 | 533 | 36 | 141 | 1,254 | 842 | 47 | 186 |
| Arkansas: | | | | | | | | | | | | | | | | |
| Arkadelphia town | 323 | 346 | | | 156 | 212 | | | 361 | 3 | 182 | | 455 | 7 | 206 | |
| Camden city | 221 | 253 | 1 | 1 | 176 | 303 | | | 272 | 23 | 209 | 1 | 356 | 36 | 264 | 1 |
| Eureka Springs city | 473 | 618 | 2 | 2 | 21 | 21 | | | 564 | 16 | 41 | | 910 | 60 | 39 | |
| Fayetteville city | 727 | 634 | 1 | 2 | 65 | 71 | | | 742 | 17 | 59 | | 890 | 42 | 73 | |
| Fort Smith city | 1,436 | 1,607 | 13 | 23 | 427 | 454 | 9 | 10 | 1,849 | 171 | 503 | 16 | 2,133 | 347 | 614 | 13 |
| Helena city | 290 | 336 | 8 | 2 | 478 | 543 | | 1 | 531 | 52 | 364 | 3 | 643 | 97 | 1,006 | 6 |
| Hot Springs city | 838 | 1,002 | 10 | 7 | 407 | 566 | | | 1,543 | 149 | 633 | 3 | 1,977 | 361 | 840 | 3 |
| Jonesboro city | 590 | 652 | 5 | 11 | 149 | 149 | | | 732 | 46 | 212 | | 931 | 78 | 234 | |
| Little Rock city | 3,442 | 3,658 | 75 | 61 | 2,236 | 2,646 | 1 | | 5,440 | 640 | 3,563 | 16 | 6,366 | 1,105 | 4,251 | 22 |
| Mena town | 579 | 568 | | | 8 | 11 | | | 714 | 20 | 23 | | 833 | 49 | 34 | |
| Newport town | 202 | 240 | 2 | 1 | 192 | 233 | | | 370 | 21 | 337 | 1 | 471 | 30 | 339 | 2 |
| Paragould city | 581 | 625 | 6 | 6 | 7 | 13 | | | 679 | 18 | 15 | | 800 | 39 | 20 | |
| Pine Bluff city | 857 | 943 | 12 | 12 | 877 | 1,039 | 1 | | 1,246 | 100 | 1,156 | 3 | 1,532 | 191 | 1,458 | 5 |
| Texarkana city | 482 | 476 | 3 | 2 | 363 | 430 | | | 622 | 47 | 483 | 2 | 722 | 80 | 515 | 4 |
| Van Buren city | 308 | 346 | 1 | | 90 | 116 | | | 432 | 14 | 84 | 1 | 555 | 25 | 111 | 1 |
| California: | | | | | | | | | | | | | | | | |
| Alameda city | 2,220 | 2,229 | 128 | 143 | 20 | 34 | 54 | 10 | 2,278 | 889 | 26 | 252 | 2,785 | 1,799 | 33 | 282 |
| Bakersfield city | 530 | 521 | 19 | 16 | 18 | 21 | 19 | 22 | 1,127 | 267 | 42 | 182 | 1,363 | 415 | 54 | 353 |
| Benicia city | 376 | 410 | 21 | 17 | | | 7 | | 423 | 259 | 2 | 36 | 457 | 458 | 3 | 44 |
| Berkeley city | 1,981 | 1,963 | 109 | 126 | 10 | 9 | 19 | 5 | 1,715 | 736 | 12 | 124 | 2,141 | 1,427 | 16 | 150 |
| Chico city | 307 | 415 | 5 | 5 | 8 | 7 | 6 | 2 | 472 | 47 | 9 | 106 | 660 | 121 | 11 | 144 |
| Eureka city | 1,037 | 1,100 | 70 | 80 | | | | 1 | 933 | 590 | 1 | 2 | 1,223 | 1,132 | 1 | 2 |
| Fresno city | 1,336 | 1,513 | 155 | 160 | 47 | 50 | 46 | 35 | 2,104 | 813 | 61 | 599 | 2,580 | 1,139 | 76 | 1,036 |
| Grass Valley city | 666 | 765 | 22 | 22 | | | 2 | | 720 | 245 | 1 | 39 | 778 | 624 | 3 | 70 |
| Hanford city | 409 | 446 | 14 | 17 | 6 | 10 | 6 | 3 | 532 | 121 | 14 | 81 | 713 | 178 | 19 | 144 |
| Los Angeles city | 12,392 | 13,765 | 726 | 865 | 280 | 343 | 95 | 42 | 16,422 | 4,922 | 471 | 1,373 | 21,789 | 8,618 | 632 | 2,010 |
| Ward 1 | 1,219 | 1,259 | 57 | 69 | 11 | 11 | 2 | 4 | 1,224 | 333 | 14 | 16 | 1,703 | 651 | 29 | 19 |
| Ward 2 | 1,468 | 1,661 | 109 | 120 | 42 | 32 | 4 | | 2,104 | 633 | 45 | 52 | 2,683 | 1,103 | 73 | 85 |
| Ward 3 | 1,149 | 1,286 | 84 | 81 | 12 | 8 | 9 | 1 | 2,484 | 550 | 27 | 127 | 3,290 | 390 | 29 | 137 |
| Ward 4 | 1,891 | 2,182 | 94 | 124 | 19 | 31 | 8 | | 2,587 | 579 | 44 | 86 | 3,646 | 1,124 | 54 | 95 |
| Ward 5 | 1,373 | 1,581 | 46 | 36 | 19 | 19 | 14 | | 1,553 | 339 | 19 | 76 | 2,230 | 669 | 24 | 86 |
| Ward 6 | 1,936 | 2,097 | 100 | 91 | 44 | 64 | | | 2,011 | 684 | 57 | 42 | 2,707 | 1,140 | 87 | 81 |
| Ward 7 | 1,533 | 1,571 | 103 | 107 | 91 | 127 | 13 | 3 | 2,475 | 816 | 135 | 158 | 3,080 | 1,369 | 247 | 171 |
| Ward 8 | 933 | 966 | 82 | 100 | 23 | 31 | 43 | 32 | 1,127 | 702 | 59 | 812 | 1,335 | 1,127 | 66 | 1,313 |
| Ward 9 | 870 | 1,162 | 51 | 37 | 19 | 20 | 2 | | 857 | 276 | 21 | 9 | 1,110 | 545 | 23 | 18 |
| Marysville city | 338 | 488 | 2 | 6 | 19 | 37 | 39 | 18 | 551 | 85 | 28 | 201 | 690 | 215 | 41 | 387 |
| Napa city | 602 | 537 | 12 | 16 | 1 | 4 | 8 | | 534 | 169 | 1 | 52 | 750 | 404 | 5 | 92 |
| Nevada City town | 434 | 417 | 9 | 9 | 1 | 1 | 2 | | 576 | 142 | 4 | 43 | 645 | 372 | 8 | 101 |
| Oakland city | 8,565 | 9,192 | 533 | 590 | 144 | 122 | 147 | 10 | 9,721 | 3,884 | 265 | 818 | 11,850 | 7,701 | 355 | 945 |
| Ward 1 | 1,036 | 1,109 | 72 | 59 | 9 | 11 | 6 | | 922 | 462 | 13 | 35 | 1,084 | 323 | 20 | 57 |
| Ward 2 | 1,336 | 1,433 | 58 | 68 | 37 | 16 | 12 | 1 | 1,330 | 541 | 29 | 64 | 1,540 | 1,126 | 54 | 87 |
| Ward 3 | 1,160 | 1,344 | 66 | 70 | 12 | 11 | 14 | 1 | 1,361 | 457 | 24 | 50 | 1,600 | 966 | 27 | 43 |

¹ Includes all persons of negro descent.

² Chinese, Japanese, and Indians.

STATISTICS OF POPULATION.

TABLE 27.—PERSONS OF SCHOOL, MILITIA, AND VOTING AGES, BY SEX, GENERAL NATIVITY, AND COLOR, FOR PLACES HAVING 2,500 INHABITANTS OR MORE: 1900—Continued.

| CITIES, TOWNS, VILLAGES, AND BOROUGHS. | 5 TO 20 YEARS, INCLUSIVE. | | | | | | | | MALES 18 TO 44 YEARS, INCLUSIVE. | | | | MALES 21 YEARS AND OVER. | | | |
|---|---------------------------|---------------|----------------|---------------|---------------------|---------------|-----------------------------|---------------|-------------------------------------|----------------|---------------------|-----------------------------|--------------------------|----------------|---------------------|-----------------------------|
| | Native white. | | Foreign white. | | Negro. ¹ | | Other colored. ² | | Native white. | Foreign white. | Negro. ¹ | Other colored. ² | Native white. | Foreign white. | Negro. ¹ | Other colored. ² |
| | Males. | Fe- males. | Males. | Fe- males. | Males. | Fe- males. | Males. | Fe- males. | | | | | | | | |
| California—Cont'd. | | | | | | | | | | | | | | | | |
| Oakland city—Continued. | | | | | | | | | | | | | | | | |
| Ward 4 | 1,230 | 1,885 | 60 | 70 | 27 | 17 | 12 | 1 | 1,708 | 456 | 47 | 36 | 2,064 | 934 | 65 | 80 |
| Ward 5 | 697 | 829 | 38 | 44 | 4 | 4 | 47 | 1 | 1,389 | 379 | 10 | 305 | 1,854 | 698 | 10 | 345 |
| Ward 6 | 1,481 | 1,500 | 182 | 128 | 52 | 53 | 33 | 4 | 1,582 | 939 | 124 | 244 | 1,828 | 1,788 | 153 | 304 |
| Ward 7 | 1,575 | 1,592 | 157 | 151 | 3 | 10 | 24 | 2 | 1,429 | 650 | 18 | 94 | 1,880 | 1,260 | 26 | 108 |
| Pasadena city | 1,027 | 1,157 | 52 | 58 | 31 | 30 | 3 | | 1,303 | 235 | 49 | 91 | 2,014 | 474 | 76 | 111 |
| Petaluma city | 515 | 565 | 29 | 37 | | | | | 598 | 182 | | 22 | 723 | 440 | 2 | 34 |
| Pomona city | 835 | 851 | 23 | 37 | 4 | 5 | | | 860 | 115 | 5 | 12 | 1,317 | 250 | 6 | 17 |
| Red Bluff city | 355 | 389 | 3 | 11 | 9 | 15 | 15 | 3 | 484 | 93 | 25 | 70 | 641 | 167 | 35 | 94 |
| Redding city | 366 | 382 | 12 | 5 | 18 | 19 | | | 791 | 115 | 39 | 4 | 1,012 | 211 | 49 | 9 |
| Redlands city | 563 | 623 | 31 | 41 | 6 | 6 | 4 | 3 | 782 | 223 | 15 | 42 | 1,108 | 837 | 23 | 56 |
| Riverside city | 1,017 | 1,017 | 69 | 78 | 30 | 38 | 47 | 27 | 1,243 | 387 | 37 | 217 | 1,784 | 578 | 49 | 800 |
| Sacramento city | 3,425 | 3,662 | 148 | 142 | 54 | 64 | 123 | 19 | 5,549 | 1,512 | 100 | 858 | 6,885 | 2,917 | 133 | 1,179 |
| San Bernardino city | 465 | 492 | 6 | 17 | 4 | 1 | 5 | 1 | 517 | 163 | 9 | 65 | 653 | 310 | 10 | 101 |
| San Diego city | 2,027 | 2,335 | 163 | 196 | 48 | 58 | 12 | 8 | 1,073 | 284 | 13 | 45 | 1,426 | 425 | 17 | 70 |
| San Francisco city | 87,972 | 40,104 | 2,956 | 3,229 | 202 | 182 | 1,555 | 672 | 54,522 | 31,988 | 451 | 8,719 | 60,758 | 56,102 | 619 | 11,506 |
| Assembly district 28 | 1,301 | 1,220 | 167 | 108 | 3 | 14 | 21 | 5 | 2,190 | 3,959 | 24 | 116 | 2,921 | 5,895 | 40 | 132 |
| Assembly district 29 | 1,439 | 1,347 | 157 | 121 | 2 | 7 | 25 | 2 | 3,016 | 2,100 | 47 | 134 | 3,301 | 3,482 | 52 | 146 |
| Assembly district 30 | 1,727 | 1,800 | 169 | 154 | 11 | 5 | 32 | 2 | 2,691 | 1,571 | 23 | 120 | 2,941 | 2,614 | 28 | 109 |
| Assembly district 31 | 2,110 | 2,031 | 142 | 147 | | 3 | 7 | 1 | 2,769 | 1,458 | 4 | 43 | 2,320 | 2,544 | 7 | 43 |
| Assembly district 32 | 1,939 | 1,860 | 171 | 131 | | 1 | 6 | 1 | 2,141 | 1,633 | 2 | 74 | 2,154 | 2,746 | 2 | 104 |
| Assembly district 33 | 2,530 | 3,047 | 210 | 211 | 3 | 7 | 5 | 8 | 2,503 | 1,936 | 8 | 72 | 2,552 | 3,276 | 11 | 94 |
| Assembly district 34 | 2,303 | 2,855 | 156 | 171 | 2 | 1 | 13 | 2 | 3,720 | 1,592 | 7 | 39 | 3,987 | 3,024 | 14 | 89 |
| Assembly district 35 | 2,521 | 2,589 | 141 | 179 | 2 | 1 | 11 | 2 | 2,428 | 1,887 | 4 | 65 | 2,641 | 2,470 | 7 | 66 |
| Assembly district 36 | 3,780 | 4,096 | 168 | 212 | 2 | 8 | 6 | 1 | 3,913 | 2,192 | 4 | 41 | 4,267 | 4,411 | 5 | 43 |
| Assembly district 37 | 2,969 | 3,409 | 145 | 174 | 2 | 3 | 65 | 7 | 4,093 | 1,277 | 2 | 222 | 4,509 | 2,644 | 2 | 201 |
| Assembly district 38 | 2,319 | 2,643 | 130 | 210 | 4 | 4 | 43 | 3 | 3,366 | 1,266 | 5 | 232 | 3,514 | 2,571 | 7 | 217 |
| Assembly district 39 | 1,659 | 1,869 | 120 | 161 | 12 | 11 | 122 | 12 | 3,894 | 1,559 | 43 | 436 | 4,474 | 2,558 | 47 | 400 |
| Assembly district 40 | 2,536 | 2,843 | 152 | 234 | 8 | 9 | 119 | 4 | 3,487 | 1,306 | 15 | 471 | 3,780 | 2,811 | 22 | 446 |
| Assembly district 41 | 2,667 | 2,991 | 127 | 229 | 24 | 20 | 116 | 7 | 4,284 | 1,577 | 51 | 580 | 4,784 | 2,844 | 66 | 565 |
| Assembly district 42 | 1,218 | 1,363 | 106 | 108 | 43 | 46 | 124 | 7 | 3,178 | 1,181 | 71 | 451 | 3,718 | 1,978 | 106 | 402 |
| Assembly district 43 | 308 | 739 | 126 | 122 | 43 | 27 | 751 | 599 | 2,435 | 1,527 | 91 | 5,087 | 3,016 | 2,599 | 129 | 7,372 |
| Assembly district 44 | 2,425 | 2,435 | 328 | 374 | 6 | 14 | 30 | 6 | 2,207 | 1,981 | 9 | 106 | 2,194 | 3,510 | 23 | 93 |
| Assembly district 45 | 1,216 | 907 | 241 | 188 | 9 | 1 | 44 | 8 | 2,229 | 2,486 | 41 | 380 | 2,705 | 4,126 | 51 | 474 |
| San Jose city | 2,676 | 3,161 | 143 | 191 | 24 | 31 | 31 | 6 | 3,280 | 943 | 57 | 300 | 4,042 | 1,945 | 77 | 515 |
| San Luis Obispo city | 445 | 449 | 16 | 6 | | | 3 | 5 | 471 | 119 | | 35 | 649 | 297 | | 66 |
| San Rafael city | 584 | 548 | 45 | 45 | 3 | 5 | 11 | 11 | 505 | 281 | 2 | 75 | 614 | 527 | 6 | 82 |
| Santa Ana city | 808 | 786 | 15 | 15 | 4 | 1 | 1 | | 776 | 116 | | 8 | 1,186 | 244 | 1 | 19 |
| Santa Barbara city | 794 | 947 | 41 | 40 | | | 11 | 2 | 963 | 204 | 4 | 158 | 1,400 | 440 | 8 | 226 |
| Santa Clara town | 573 | 529 | 81 | 69 | | | 6 | | 536 | 246 | | 82 | 600 | 429 | 2 | 120 |
| San Luis Cruz city | 715 | 871 | 32 | 39 | 7 | 3 | 14 | 3 | 781 | 233 | 5 | 74 | 1,100 | 500 | 8 | 135 |
| Santa Monica city | 364 | 378 | 16 | 26 | 8 | 11 | 3 | | 419 | 118 | 9 | 36 | 656 | 230 | 13 | 35 |
| Santa Rosa city | 917 | 1,070 | 29 | 27 | 1 | 2 | 7 | 2 | 1,069 | 230 | 4 | 75 | 1,468 | 473 | 5 | 115 |
| Stockton city | 1,866 | 2,149 | 66 | 53 | 29 | 39 | 41 | 8 | 3,147 | 908 | 37 | 309 | 4,156 | 1,964 | 56 | 540 |
| Vallejo city | 992 | 951 | 29 | 22 | 2 | 2 | 6 | | 1,694 | 594 | 17 | 124 | 1,967 | 1,138 | 25 | 169 |
| Visalia city | 435 | 511 | 5 | 6 | 7 | 4 | 3 | 3 | 605 | 80 | 7 | 67 | 770 | 165 | 10 | 110 |
| Watsonville city | 443 | 497 | 16 | 13 | 5 | | 9 | 1 | 589 | 249 | 5 | 46 | 727 | 399 | 9 | 59 |
| Woodland city | 347 | 395 | 2 | 7 | 23 | 17 | 3 | | 487 | 78 | 19 | 28 | 697 | 171 | 29 | 53 |
| Colorado: | | | | | | | | | | | | | | | | |
| Aspen city | 417 | 485 | 36 | 24 | 1 | | | | 556 | 287 | 5 | | 738 | 413 | 6 | |
| Boulder city | 890 | 1,009 | 19 | 36 | 10 | 11 | | | 1,047 | 163 | 23 | 6 | 1,408 | 324 | 32 | 8 |
| Canyon City | 454 | 543 | 10 | 15 | 9 | 11 | | | 887 | 143 | 74 | 4 | 1,138 | 241 | 80 | 5 |
| Central City town | 394 | 407 | 41 | 33 | 1 | 7 | | | 418 | 527 | 10 | 6 | 676 | 16 | 11 | |
| Colorado City town | 445 | 421 | 3 | 9 | | | | | 586 | 116 | 4 | 5 | 738 | 203 | 8 | 8 |
| Colorado Springs city | 2,520 | 2,717 | 66 | 83 | 88 | 112 | | 1 | 4,337 | 671 | 236 | 15 | 5,427 | 1,087 | 286 | 23 |
| Cripple Creek town | 1,077 | 1,158 | 34 | 39 | 10 | 16 | | | 2,521 | 597 | 70 | | 3,122 | 817 | 87 | |
| Denver city | 16,620 | 17,721 | 959 | 1,158 | 434 | 522 | 5 | 4 | 22,684 | 7,575 | 1,040 | 180 | 29,303 | 11,773 | 1,331 | 300 |
| Ward 1 | 610 | 623 | 69 | 82 | 5 | 5 | | | 700 | 419 | 9 | 3 | 913 | 653 | 16 | 12 |
| Ward 2 | 431 | 473 | 42 | 24 | 11 | 10 | 1 | | 1,469 | 413 | 23 | 28 | 2,298 | 665 | 34 | 33 |
| Ward 3 | 586 | 570 | 27 | 30 | 41 | 54 | 1 | 1 | 1,966 | 514 | 131 | 52 | 2,932 | 734 | 177 | 83 |
| Ward 4 | 924 | 1,021 | 77 | 81 | 122 | 150 | 3 | 3 | 1,559 | 603 | 378 | 51 | 1,813 | 974 | 453 | 104 |
| Ward 5 | 838 | 970 | 28 | 39 | 49 | 52 | | | 1,124 | 399 | 102 | 1 | 1,354 | 684 | 126 | 2 |
| Ward 6 | 1,344 | 1,563 | 179 | 183 | 12 | 9 | | | 1,617 | 933 | 10 | 1 | 1,999 | 1,323 | 13 | 2 |
| Ward 7 | 1,139 | 1,124 | 61 | 65 | 19 | 15 | | | 1,141 | 733 | 27 | | 1,274 | 1,021 | 42 | |
| Ward 8 | 1,382 | 1,489 | 36 | 74 | 41 | 50 | | | 1,632 | 397 | 71 | 1 | 2,133 | 91 | | 1 |
| Ward 9 | 1,152 | 1,212 | 41 | 70 | 48 | 77 | | | 2,420 | 487 | 125 | 33 | 3,135 | 816 | 167 | 41 |
| Ward 10 | 1,393 | 1,626 | 35 | 103 | 23 | 23 | | | 2,113 | 407 | 68 | 9 | 2,804 | 678 | 81 | 10 |
| Ward 11 | 1,565 | 1,642 | 115 | 115 | 23 | 20 | | | 1,635 | 787 | 50 | | 1,894 | 1,189 | 61 | 1 |
| Ward 12 | 1,477 | 1,642 | 39 | 70 | 4 | 16 | | | 1,862 | 379 | 14 | | 2,373 | 622 | 19 | |
| Ward 13 | 922 | 959 | 32 | 35 | 10 | 12 | | | 1,070 | 253 | 11 | 1 | 1,349 | 338 | 14 | 1 |
| Ward 14 | 855 | 395 | 13 | 18 | 16 | 11 | | | 934 | 103 | 15 | | 460 | 212 | 18 | |
| Ward 15 | 1,020 | 1,084 | 36 | 33 | 6 | 4 | | | 1,142 | 271 | | | 1,474 | 439 | 12 | |
| Ward 16 | 982 | 1,023 | 129 | 131 | 4 | 9 | | | 830 | 432 | 6 | | 1,043 | 733 | 12 | |
| Durango city | 489 | 546 | 14 | 14 | 1 | 3 | | | 566 | 144 | 5 | | 739 | 234 | 6 | |
| Florence city | 505 | 551 | 5 | 11 | 3 | | | | 692 | 124 | 8 | | 1,069 | 182 | 11 | 3 |
| Fort Collins city | 464 | 536 | 7 | 8 | | | | | 520 | 57 | 5 | | 722 | 121 | 8 | 2 |
| Grand Junction city | 490 | 518 | 15 | 10 | 7 | 7 | | | 750 | 130 | 20 | | 921 | 191 | 22 | 4 |
| Greeley city | 446 | 513 | 10 | 11 | | | | 1 | 487 | 63 | 2 | 5 | 705 | 130 | 2 | 5 |
| Idaho Springs town | 333 | 335 | 24 | 23 | 3 | 1 | | | 453 | 260 | 6 | 2 | 507 | 354 | 9 | 2 |
| La Junta town | 333 | 345 | 3 | 2 | 4 | 5 | | | 633 | 70 | 11 | | 778 | 35 | 14 | 4 |
| Leadville city | 1,337 | 1,354 | 121 | 161 | 16 | 20 | | | 2,405 | 1,751 | 64 | | 2,893 | 2,237 | 85 | |

¹ Includes all persons of negro descent.

² Chinese, Japanese, and Indians.

SCHOOL, MILITIA, AND VOTING AGES.

TABLE 27.—PERSONS OF SCHOOL, MILITIA, AND VOTING AGES, BY SEX, GENERAL NATIVITY, AND COLOR, FOR PLACES HAVING 2,500 INHABITANTS OR MORE: 1900—Continued.

| CITIES, TOWNS, VILLAGES, AND BOROUGH. | 5 TO 20 YEARS, INCLUSIVE. | | | | | | | | MALES 18 TO 44 YEARS, INCLUSIVE. | | | | MALES 21 YEARS AND OVER. | | | |
|--|---------------------------|---------------|----------------|---------------|---------------------|---------------|-----------------------------|---------------|-------------------------------------|-------------------|---------------------|--------------------------------|--------------------------|-------------------|---------------------|--------------------------------|
| | Native white. | | Foreign white. | | Negro. ¹ | | Other colored. ² | | Native white. | Foreign white. | Negro. ¹ | Other colored. ² | Native white. | Foreign white. | Negro. ¹ | Other colored. ² |
| | Males. | Fe- males. | Males. | Fe- males. | Males. | Fe- males. | Males. | Fe- males. | | | | | | | | |
| Colorado—Cont'd. | | | | | | | | | | | | | | | | |
| Pueblo city | 3,433 | 3,599 | 197 | 214 | 135 | 165 | | | 5,674 | 2,208 | 393 | 87 | 6,887 | 2,759 | 452 | 44 |
| Salida city | 381 | 514 | 13 | 10 | 5 | | | | 533 | 122 | 4 | 2 | 1,105 | 299 | 10 | 3 |
| Trinidad city | 745 | 857 | 24 | 47 | 19 | 12 | | | 856 | 207 | 38 | 5 | 1,226 | 338 | 50 | 7 |
| Victor town (Teller Co.) | 485 | 532 | 21 | 26 | 5 | 4 | | | 1,439 | 480 | 13 | | 1,592 | 602 | 16 | |
| Connecticut: | | | | | | | | | | | | | | | | |
| Ansonia city | 1,647 | 1,571 | 210 | 247 | 79 | 38 | | | 1,369 | 1,524 | 86 | 9 | 1,528 | 2,068 | 126 | 10 |
| Berlin town | 393 | 363 | 72 | 42 | 3 | 3 | | | 532 | 454 | 11 | | 709 | 547 | 15 | |
| Bethel borough | 340 | 371 | 10 | 10 | 6 | 5 | | | 398 | 74 | | 1 | 581 | 143 | 6 | 2 |
| Branford town | 612 | 621 | 198 | 142 | 2 | 3 | | | 655 | 845 | 3 | 2 | 877 | 996 | 7 | 2 |
| Bridgeport city | 8,110 | 8,361 | 1,407 | 1,769 | 112 | 152 | 2 | | 9,664 | 7,625 | 232 | 58 | 11,582 | 9,943 | 357 | 70 |
| Voting district 1 | 480 | 463 | 57 | 112 | 14 | 19 | 1 | | 1,019 | 366 | 36 | 18 | 1,417 | 519 | 44 | 20 |
| Voting district 2 | 963 | 935 | 88 | 146 | 31 | 32 | | | 1,056 | 802 | 60 | 6 | 1,151 | 1,067 | 78 | 9 |
| Voting district 3 | 294 | 311 | 161 | 183 | 1 | 3 | | | 158 | 689 | 4 | | 210 | 769 | 6 | 1 |
| Voting district 4 | 633 | 622 | 76 | 111 | 4 | 6 | | | 351 | 472 | 10 | 5 | 1,060 | 615 | 10 | 6 |
| Voting district 5 | 584 | 586 | 46 | 98 | 2 | 6 | | | 726 | 372 | 6 | 2 | 929 | 488 | 8 | 2 |
| Voting district 6 | 981 | 995 | 100 | 105 | 10 | 18 | | | 1,000 | 623 | 37 | 2 | 1,058 | 925 | 52 | 3 |
| Voting district 7 | 578 | 651 | 58 | 130 | 22 | 21 | | | 870 | 497 | 62 | 9 | 996 | 745 | 78 | 11 |
| Voting district 8 | 502 | 518 | 65 | 81 | 6 | 7 | | | 544 | 356 | 18 | 1 | 639 | 491 | 22 | 1 |
| Voting district 9 | 754 | 808 | 62 | 94 | 2 | 7 | | | 975 | 493 | 11 | 5 | 1,166 | 743 | 15 | 5 |
| Voting district 10 | 940 | 1,029 | 405 | 386 | 1 | 2 | | | 900 | 1,731 | 2 | 4 | 1,118 | 1,946 | 3 | 7 |
| Voting district 11 | 547 | 596 | 166 | 193 | 2 | 3 | | | 645 | 696 | 11 | 3 | 741 | 868 | 16 | 3 |
| Voting district 12 | 849 | 847 | 123 | 130 | 17 | 23 | 1 | | 920 | 528 | 25 | 3 | 1,097 | 767 | 35 | 2 |
| Bristol borough | 702 | 714 | 150 | 142 | 2 | 4 | | | 900 | 634 | 3 | 5 | 1,176 | 768 | 5 | 6 |
| Canton town | 349 | 366 | 34 | 49 | 6 | 5 | | | 333 | 195 | 8 | | 484 | 312 | 13 | 1 |
| Danbury city | 2,190 | 2,324 | 184 | 197 | 28 | 36 | | | 2,357 | 1,078 | 47 | 4 | 3,016 | 1,652 | 65 | 7 |
| Danielson borough | 323 | 325 | 62 | 75 | 7 | 7 | | | 354 | 194 | | 2 | 527 | 277 | 4 | 3 |
| Darien town | 323 | 320 | 36 | 29 | 5 | 7 | | | 355 | 158 | 5 | 2 | 837 | 364 | 20 | 2 |
| Derby city | 866 | 863 | 192 | 229 | 18 | 26 | | | 1,137 | 959 | 28 | 6 | 1,302 | 1,217 | 38 | 6 |
| East Hartford town | 833 | 871 | 43 | 68 | 11 | 14 | | | 1,062 | 338 | 13 | 3 | 1,425 | 545 | 23 | 3 |
| East Windsor town | 427 | 412 | 65 | 44 | 5 | 4 | | | 437 | 231 | 8 | 1 | 589 | 364 | 9 | 1 |
| Enfield town | 859 | 928 | 95 | 91 | 8 | 6 | | | 945 | 385 | 8 | 5 | 1,139 | 736 | 8 | 5 |
| Essex town | 267 | 265 | 18 | 24 | 2 | 4 | | | 435 | 107 | 3 | 1 | 705 | 132 | 3 | 2 |
| Fairfield town | 493 | 574 | 62 | 64 | 6 | 10 | | | 617 | 323 | 23 | 3 | 865 | 465 | 31 | 3 |
| Farmington town | 425 | 508 | 21 | 36 | 5 | 6 | | | 498 | 200 | 5 | 1 | 646 | 322 | 12 | 1 |
| Glastonbury town | 515 | 533 | 57 | 58 | 10 | 9 | | | 660 | 239 | 14 | 1 | 970 | 440 | 22 | 1 |
| Greenwich town | 1,460 | 1,455 | 178 | 209 | 51 | 54 | | | 1,521 | 1,236 | 83 | 10 | 2,120 | 1,575 | 91 | 10 |
| Griswold town | 432 | 442 | 89 | 81 | 11 | 11 | 1 | | 471 | 239 | 19 | 1 | 627 | 349 | 13 | |
| Groton town | 664 | 698 | 91 | 76 | 16 | 13 | | | 907 | 301 | 18 | 2 | 1,496 | 444 | 23 | 5 |
| Guilford town | 321 | 341 | 22 | 17 | 3 | 6 | | | 393 | 115 | 6 | 1 | 724 | 173 | 10 | 1 |
| Hamden town | 567 | 494 | 97 | 62 | 34 | 34 | | | 623 | 492 | 40 | | 851 | 617 | 62 | |
| Hartford city | 8,555 | 8,313 | 1,387 | 1,533 | 205 | 230 | 7 | | 12,315 | 7,989 | 512 | 97 | 15,197 | 10,674 | 644 | 116 |
| Ward 1 | 820 | 798 | 248 | 217 | 15 | 8 | | | 1,329 | 1,454 | 30 | 11 | 1,423 | 1,825 | 91 | 16 |
| Ward 2 | 973 | 830 | 523 | 433 | 25 | 27 | 1 | | 903 | 1,694 | 46 | 11 | 1,990 | 2,010 | 62 | 14 |
| Ward 3 | 1,021 | 984 | 76 | 73 | 75 | 76 | | | 1,338 | 574 | 139 | 7 | 1,692 | 837 | 186 | 8 |
| Ward 4 | 827 | 793 | 41 | 85 | 22 | 37 | 2 | | 1,321 | 466 | 55 | 8 | 1,603 | 697 | 69 | 8 |
| Ward 5 | 415 | 407 | 29 | 71 | 35 | 25 | 1 | | 1,454 | 371 | 92 | 18 | 1,800 | 538 | 104 | 23 |
| Ward 6 | 566 | 618 | 66 | 83 | 5 | 6 | | | 1,208 | 507 | 32 | 6 | 1,495 | 721 | 40 | 6 |
| Ward 7 | 1,035 | 1,008 | 94 | 120 | 4 | 8 | | | 1,464 | 632 | 10 | 11 | 1,790 | 953 | 14 | 14 |
| Ward 8 | 1,087 | 1,009 | 101 | 144 | 8 | 12 | 1 | | 1,202 | 393 | 25 | 10 | 1,305 | 1,231 | 36 | 10 |
| Ward 9 | 919 | 935 | 92 | 127 | 12 | 9 | 2 | | 1,263 | 759 | 15 | 11 | 1,480 | 993 | 17 | 11 |
| Ward 10 | 912 | 881 | 117 | 177 | 4 | 22 | | | 1,278 | 639 | 18 | 4 | 1,619 | 869 | 25 | 6 |
| Litchfield town | 397 | 368 | 35 | 14 | 7 | 9 | | | 500 | 168 | 13 | 2 | 765 | 264 | 20 | 3 |
| Manchester town | 1,377 | 1,437 | 213 | 232 | 7 | 7 | | | 1,105 | 1,148 | 10 | 6 | 1,232 | 1,563 | 13 | 6 |
| Meriden city | 3,475 | 3,131 | 452 | 395 | 65 | 30 | | | 3,182 | 2,083 | 33 | 11 | 3,733 | 3,139 | 51 | 17 |
| Middletown city | 1,132 | 1,186 | 106 | 142 | 22 | 16 | | | 1,511 | 674 | 23 | 6 | 1,805 | 990 | 28 | 9 |
| Milford town | 393 | 406 | 30 | 42 | 21 | 21 | | | 539 | 176 | 44 | 3 | 948 | 233 | 58 | 3 |
| Naugatuck borough | 1,425 | 1,373 | 203 | 225 | 2 | 8 | | | 1,244 | 1,243 | 8 | 3 | 1,332 | 1,549 | 11 | 8 |
| New Britain city | 3,067 | 3,203 | 619 | 681 | 10 | 20 | 1 | | 3,186 | 3,496 | 25 | 11 | 3,534 | 4,461 | 34 | 12 |
| New Canaan town | 393 | 345 | 13 | 21 | 1 | 5 | | | 433 | 139 | 6 | 1 | 695 | 234 | 7 | 2 |
| New Hartford town | 359 | 394 | 144 | 304 | 1 | 4 | | | 307 | 341 | 2 | 2 | 462 | 417 | 6 | 2 |
| New Haven city | 13,119 | 12,608 | 2,064 | 2,176 | 377 | 402 | | | 16,041 | 8,943 | 643 | 78 | 13,572 | 13,030 | 863 | 101 |
| Ward 1 | 832 | 825 | 35 | 61 | 3 | 8 | | | 1,944 | 219 | 28 | 12 | 1,704 | 238 | 34 | 12 |
| Ward 2 | 896 | 965 | 108 | 140 | 28 | 35 | | | 1,140 | 484 | 39 | 3 | 1,394 | 810 | 52 | 3 |
| Ward 3 | 1,525 | 1,496 | 515 | 500 | 29 | 36 | | | 1,252 | 1,568 | 84 | 11 | 1,254 | 2,130 | 101 | 15 |
| Ward 4 | 1,742 | 1,762 | 264 | 231 | 19 | 10 | | | 2,056 | 1,237 | 17 | 10 | 2,397 | 1,728 | 21 | 12 |
| Ward 5 | 440 | 417 | 135 | 141 | 3 | 4 | | | 630 | 639 | 13 | 6 | 833 | 839 | 20 | 9 |
| Ward 6 | 642 | 673 | 204 | 189 | 1 | 1 | | | 754 | 904 | 4 | 6 | 890 | 1,225 | 4 | 9 |
| Ward 7 | 1,159 | 1,160 | 327 | 314 | 1 | 1 | | | 1,051 | 1,222 | 3 | 6 | 1,036 | 1,657 | 5 | 8 |
| Ward 8 | 930 | 921 | 36 | 119 | 1 | 6 | | | 1,223 | 333 | 2 | 8 | 1,490 | 616 | 4 | 10 |
| Ward 9 | 1,374 | 1,365 | 95 | 119 | 204 | 222 | | | 1,509 | 573 | 343 | 7 | 1,371 | 927 | 454 | 8 |
| Ward 10 | 818 | 791 | 43 | 89 | 77 | 59 | | | 1,387 | 248 | 98 | 6 | 1,370 | 417 | 133 | 8 |
| Ward 11 | 701 | 754 | 58 | 63 | 2 | 1 | | | 836 | 379 | 3 | 1 | 1,046 | 589 | 5 | 2 |
| Ward 12 | 1,249 | 1,296 | 96 | 116 | 6 | 13 | | | 1,295 | 708 | 10 | 2 | 1,471 | 1,101 | 13 | 3 |
| Ward 13 | 289 | 296 | 45 | 49 | 2 | 4 | | | 360 | 199 | 2 | | 513 | 367 | 10 | 1 |
| Ward 14 | 237 | 231 | 22 | 19 | 1 | 2 | | | 278 | 85 | 2 | | 429 | 120 | 2 | 1 |
| Ward 15 | 285 | 246 | 31 | 26 | | | | | 271 | 145 | | | 369 | 216 | | |
| New London city | 1,984 | 2,133 | 201 | 233 | 40 | 42 | | | 2,767 | 1,162 | 96 | 10 | 3,697 | 1,654 | 125 | 12 |
| New Milford town | 516 | 606 | 32 | 55 | 23 | 22 | | 3 | 723 | 324 | 34 | 1 | 1,103 | 404 | 4 | 1 |
| Newtown town | 425 | 399 | 10 | 12 | 10 | 11 | | | 551 | 110 | 21 | | 767 | 267 | 21 | |
| Norwalk city | 692 | 723 | 32 | 54 | 15 | 28 | | | 919 | 183 | 37 | 3 | 1,304 | 339 | 52 | 3 |
| Norwich city | 1,903 | 2,046 | 265 | 324 | 85 | 82 | | | 2,316 | 1,208 | 96 | 16 | 3,016 | | | |

STATISTICS OF POPULATION.

TABLE 27.—PERSONS OF SCHOOL, MILITIA, AND VOTING AGES, BY SEX, GENERAL NATIVITY, AND COLOR, FOR PLACES HAVING 2,500 INHABITANTS OR MORE: 1900—Continued.

| CITIES, TOWNS, VILLAGES, AND BOROUGHES. | 5 TO 20 YEARS, INCLUSIVE. | | | | | | | | MALES 18 TO 44 YEARS, INCLUSIVE. | | | | MALES 21 YEARS AND OVER. | | | |
|---|---------------------------|-----------|----------------|-----------|---------------------|-----------|-----------------------------|-----------|----------------------------------|----------------|---------------------|-----------------------------|--------------------------|----------------|---------------------|-----------------------------|
| | Native white. | | Foreign white. | | Negro. ¹ | | Other colored. ² | | Native white. | Foreign white. | Negro. ¹ | Other colored. ² | Native white. | Foreign white. | Negro. ¹ | Other colored. ² |
| | Males. | Fe-males. | Males. | Fe-males. | Males. | Fe-males. | Males. | Fe-males. | | | | | | | | |
| Connecticut—Cont'd. | | | | | | | | | | | | | | | | |
| Plainfield town | 562 | 598 | 178 | 198 | 5 | 12 | 1 | | 621 | 332 | 7 | 1 | 829 | 517 | 9 | 2 |
| Plymouth town | 321 | 325 | 86 | 69 | 1 | 2 | | | 398 | 324 | | 1 | 563 | 373 | | 2 |
| Portland town | 518 | 584 | 71 | 76 | | | | | 406 | 417 | 1 | 2 | 496 | 654 | 3 | 2 |
| Preston town | 390 | 386 | 32 | 33 | 21 | 13 | | | 434 | 161 | 8 | | 590 | 255 | 14 | 1 |
| Putnam city | 811 | 922 | 195 | 216 | 7 | 16 | 1 | | 873 | 471 | 11 | 2 | 1,079 | 773 | 15 | 2 |
| Ridgefield town | 319 | 321 | 15 | 16 | 3 | 3 | | | 395 | 134 | 9 | | 622 | 184 | 12 | 1 |
| Rockville city | 987 | 983 | 188 | 155 | 1 | 3 | | | 814 | 644 | 7 | 4 | 994 | 1,101 | 10 | 4 |
| Salisbury town | 499 | 467 | 13 | 19 | 12 | 24 | | | 548 | 122 | 20 | 1 | 779 | 230 | 23 | 1 |
| Seymour town | 426 | 424 | 61 | 51 | 3 | 5 | | | 500 | 300 | 5 | 3 | 668 | 444 | 11 | 3 |
| Shelton borough | 351 | 342 | 42 | 40 | 4 | 7 | 1 | | 463 | 220 | 5 | 4 | 558 | 296 | 5 | 4 |
| Southington borough | 395 | 438 | 46 | 41 | | 2 | | | 513 | 259 | | 4 | 688 | 379 | | 4 |
| South Norwalk city | 773 | 777 | 91 | 117 | 8 | 19 | 1 | | 962 | 489 | 16 | 5 | 1,300 | 671 | 22 | 5 |
| Stafford town | 538 | 574 | 95 | 82 | | | | | 546 | 271 | | 2 | 838 | 436 | | 2 |
| Stamford city | 2,030 | 2,080 | 178 | 267 | 25 | 42 | 1 | | 2,241 | 1,220 | 57 | 6 | 2,768 | 1,762 | 62 | 10 |
| Stonington town | 1,007 | 1,077 | 145 | 134 | 21 | 26 | | | 1,277 | 575 | 25 | 4 | 1,691 | 853 | 30 | 4 |
| Stratford town | 413 | 437 | 30 | 55 | 26 | 33 | 3 | 1 | 493 | 189 | 33 | 4 | 761 | 257 | 39 | 4 |
| Suffield town | 420 | 365 | 33 | 26 | 15 | 24 | 1 | | 574 | 256 | 42 | 1 | 868 | 339 | 49 | 1 |
| Thomaston town | 420 | 431 | 62 | 42 | 1 | 1 | | | 402 | 324 | 1 | 1 | 569 | 474 | 2 | 1 |
| Thompson town | 693 | 701 | 408 | 393 | | 3 | | | 564 | 974 | 1 | 1 | 1,178 | 1,178 | | 1 |
| Torrington borough | 973 | 925 | 165 | 195 | 2 | 9 | | | 1,315 | 999 | 18 | 4 | 1,458 | 1,244 | 24 | 5 |
| Wallingford borough | 905 | 883 | 102 | 165 | 2 | 3 | 1 | | 949 | 503 | 3 | 6 | 1,116 | 749 | 9 | 6 |
| Waterbury city | 5,626 | 5,851 | 1,132 | 1,162 | 52 | 80 | 2 | | 6,070 | 5,396 | 155 | 50 | 6,439 | 6,592 | 175 | 52 |
| Waterbury town | 389 | 360 | 39 | 20 | 1 | 4 | | | 456 | 196 | 3 | | 639 | 263 | 7 | |
| Watertown town | 395 | 422 | 44 | 71 | 6 | 6 | | | 438 | 183 | 8 | 2 | 617 | 252 | 13 | 2 |
| West Hartford town | 343 | 353 | 33 | 58 | 9 | 17 | | | 394 | 243 | 23 | | 573 | 339 | 32 | |
| West Haven borough | 690 | 715 | 47 | 49 | 4 | 7 | | | 817 | 256 | 14 | 1 | 1,127 | 393 | 20 | 1 |
| Westport town | 491 | 455 | 55 | 63 | 6 | 9 | | | 560 | 323 | 6 | | 813 | 443 | 9 | 1 |
| Wethersfield town | 290 | 246 | 22 | 20 | 7 | 3 | 1 | | 524 | 222 | 52 | 3 | 768 | 298 | 61 | 2 |
| Willimantic city | 1,049 | 1,115 | 208 | 221 | 9 | 18 | | | 1,180 | 626 | 8 | 3 | 1,461 | 887 | 14 | 3 |
| Windsor town | 451 | 373 | 34 | 33 | 22 | 38 | | | 594 | 197 | 39 | | 844 | 291 | 47 | |
| Windsor Locks town | 361 | 373 | 60 | 84 | 7 | 4 | | | 406 | 271 | 7 | 2 | 469 | 393 | 7 | 2 |
| Winsted borough | 903 | 904 | 68 | 87 | 12 | 12 | | | 1,159 | 293 | 12 | 4 | 1,493 | 508 | 15 | 4 |
| Delaware: | | | | | | | | | | | | | | | | |
| Dover town | 314 | 364 | 4 | 6 | 95 | 124 | | | 461 | 20 | 149 | 1 | 712 | 60 | 216 | 1 |
| Milford town | 246 | 292 | | 1 | 73 | 32 | | | 364 | 5 | 94 | 2 | 602 | 16 | 136 | 2 |
| Newcastle city | 450 | 458 | 11 | 8 | 83 | 91 | | | 553 | 74 | 174 | 1 | 679 | 160 | 186 | 1 |
| Wilmington city: | | | | | | | | | | | | | | | | |
| Ward 1 | 9,549 | 9,527 | 593 | 547 | 1,321 | 1,522 | 1 | 1 | 12,526 | 3,377 | 2,390 | 26 | 15,189 | 4,989 | 2,949 | 30 |
| Ward 2 | 289 | 259 | 38 | 42 | 27 | 37 | | | 377 | 243 | 139 | 4 | 685 | 322 | 168 | 3 |
| Ward 3 | 673 | 642 | 72 | 77 | 120 | 126 | | | 845 | 400 | 252 | 1 | 1,002 | 527 | 305 | 3 |
| Ward 4 | 692 | 685 | 50 | 62 | 28 | 27 | | 1 | 922 | 429 | 57 | 3 | 1,093 | 574 | 61 | 6 |
| Ward 5 | 478 | 459 | 26 | 28 | 46 | 68 | | | 813 | 217 | 121 | 2 | 944 | 332 | 148 | 2 |
| Ward 6 | 946 | 1,027 | 29 | 32 | 202 | 241 | | | 1,439 | 199 | 379 | 4 | 1,910 | 349 | 451 | 4 |
| Ward 7 | 542 | 566 | 10 | 16 | 329 | 272 | | | 896 | 100 | 470 | 4 | 1,135 | 176 | 610 | 4 |
| Ward 8 | 1,506 | 1,563 | 53 | 71 | 153 | 219 | | | 2,165 | 371 | 260 | 4 | 2,695 | 608 | 322 | 4 |
| Ward 9 | 1,215 | 1,190 | 37 | 27 | 160 | 190 | | | 1,488 | 288 | 314 | 3 | 1,763 | 477 | 394 | 3 |
| Ward 10 | 1,038 | 1,024 | 64 | 46 | 133 | 132 | | | 1,097 | 312 | 236 | 1 | 1,330 | 425 | 285 | 1 |
| Ward 11 | 1,008 | 1,012 | 31 | 27 | 2 | 14 | | | 1,152 | 273 | 9 | | 1,301 | 474 | 11 | |
| Ward 12 | 556 | 551 | 97 | 95 | 18 | 16 | | | 457 | 410 | 27 | | 824 | 517 | 29 | |
| Ward 13 | 606 | 549 | 26 | 24 | 103 | 110 | | | 675 | 135 | 126 | | 802 | 208 | 165 | |
| District of Columbia: | | | | | | | | | | | | | | | | |
| Washington city | 24,221 | 25,724 | 586 | 681 | 11,670 | 14,376 | 21 | 12 | 39,457 | 4,500 | 18,677 | 347 | 50,718 | 9,600 | 23,072 | 433 |
| Florida: | | | | | | | | | | | | | | | | |
| Apalachicola city | 243 | 254 | 7 | 3 | 253 | 263 | | | 295 | 51 | 455 | | 338 | 97 | 491 | |
| Fernandina city | 212 | 174 | 5 | 6 | 287 | 290 | | | 297 | 21 | 521 | 1 | 366 | 54 | 620 | 3 |
| Gainesville city | 304 | 292 | 2 | 6 | 319 | 347 | | | 351 | 18 | 358 | | 487 | 39 | 497 | |
| Jacksonville city | 1,725 | 1,801 | 47 | 39 | 2,364 | 2,855 | 1 | | 2,553 | 325 | 3,623 | 26 | -3,198 | 546 | 4,406 | 33 |
| Key West city | 1,630 | 1,737 | 384 | 383 | 320 | 969 | | | 1,232 | 1,271 | 1,225 | 19 | 1,259 | 1,877 | 1,434 | 26 |
| Lake City town | 320 | 338 | 3 | 2 | 397 | 399 | | | 434 | 5 | 428 | | 503 | 9 | 470 | |
| Ocala city | 246 | 268 | 13 | 3 | 298 | 319 | | | 351 | 43 | 361 | | 447 | 76 | 413 | |
| Palatka city | 232 | 228 | 4 | 8 | 317 | 337 | | | 296 | 45 | 409 | 3 | 363 | 82 | 459 | 3 |
| Pensacola city | 1,502 | 1,509 | 26 | 43 | 1,388 | 1,555 | 1 | | 1,755 | 417 | 2,086 | 3 | 1,970 | 668 | 2,304 | 3 |
| St. Augustine city | 313 | 392 | 7 | 6 | 262 | 342 | | | 430 | 57 | 349 | 3 | 654 | 101 | 427 | 4 |
| Tallahassee city | 163 | 178 | 2 | 5 | 236 | 335 | | | 232 | 17 | 272 | 2 | 326 | 37 | 331 | 2 |
| Tampa city | 1,211 | 1,292 | 509 | 600 | 658 | 762 | | | 1,495 | 1,678 | 1,224 | 23 | 1,672 | 1,949 | 1,288 | 30 |
| Georgia: | | | | | | | | | | | | | | | | |
| Albany city | 250 | 264 | 4 | 4 | 447 | 539 | | | 378 | 24 | 505 | | 450 | 64 | 637 | |
| Americus city | 453 | 538 | 1 | 6 | 817 | 904 | | | 705 | 10 | 801 | | 847 | 15 | 1,063 | |
| Athens city | 846 | 968 | 8 | 6 | 929 | 1,134 | | | 987 | 36 | 796 | 2 | 1,215 | 62 | 1,015 | 2 |
| Atlanta city: | | | | | | | | | | | | | | | | |
| Ward 1 | 8,464 | 8,937 | 159 | 162 | 5,256 | 7,037 | 3 | 4 | 11,861 | 740 | 6,515 | 32 | 13,987 | 1,258 | 7,896 | 44 |
| Ward 2 | 1,148 | 1,214 | 16 | 16 | 1,252 | 1,766 | | | 1,523 | 103 | 1,379 | 7 | 1,826 | 199 | 1,726 | 10 |
| Ward 3 | 1,680 | 1,830 | 9 | 15 | 453 | 703 | | | 2,388 | 128 | 613 | 6 | 2,313 | 268 | 800 | 8 |
| Ward 4 | 1,419 | 1,577 | 14 | 14 | 698 | 928 | 1 | 1 | 1,690 | 73 | 904 | 3 | 1,971 | 130 | 1,113 | 4 |
| Ward 5 | 1,178 | 1,284 | 47 | 32 | 1,593 | 1,931 | 1 | 3 | 1,336 | 117 | 1,879 | 3 | 1,612 | 163 | 2,217 | 3 |
| Ward 6 | 1,489 | 1,359 | 12 | 10 | 503 | 737 | | | 2,138 | 86 | 599 | 3 | 2,404 | 146 | 745 | 7 |
| Ward 7 | 1,186 | 1,236 | 58 | 73 | 702 | 950 | 1 | | 2,393 | 222 | 1,072 | 9 | 2,372 | 330 | 1,201 | 11 |
| Ward 8 | 364 | 437 | 3 | 2 | 55 | 72 | | | 393 | 11 | 69 | 1 | 484 | 22 | 94 | 1 |
| Augusta city | 3,117 | 3,470 | 35 | 23 | 2,807 | 3,509 | 2 | | 4,500 | 239 | 3,763 | 26 | 5,313 | 510 | 4,481 | 37 |
| Bainbridge town | 180 | 178 | | | 251 | 280 | | | 282 | 11 | 277 | | 342 | 19 | 332 | |
| Barnesville town | 286 | 323 | | | 266 | 292 | | | 330 | 3 | 246 | 1 | 387 | 8 | 327 | 1 |
| Brunswick city | 575 | 586 | 13 | 15 | 763 | 926 | 3 | 1 | 801 | 158 | 1,250 | 7 | 975 | 235 | 1,475 | 3 |
| Cartersville city | 292 | 327 | | 2 | 284 | 345 | | | 281 | 5 | 198 | 1 | 421 | 8 | 237 | 1 |

¹ Includes all persons of negro descent.

² Chinese, Japanese, and Indians.

TABLE 27.—PERSONS OF SCHOOL, MILITIA, AND VOTING AGES, BY SEX, GENERAL NATIVITY, AND COLOR, FOR PLACES HAVING 2,500 INHABITANTS OR MORE: 1900—Continued.

| CITIES, TOWNS, VILLAGES, AND BOROUGHS. | 5 TO 20 YEARS, INCLUSIVE. | | | | | | | | MALES 18 TO 44 YEARS, INCLUSIVE. | | | | MALES 21 YEARS AND OVER. | | | |
|--|---------------------------|---------------|----------------|---------------|---------------------|---------------|-----------------------------|---------------|-------------------------------------|----------------|---------------------|-----------------------------|--------------------------|----------------|---------------------|-----------------------------|
| | Native white. | | Foreign white. | | Negro. ¹ | | Other colored. ² | | Native white. | Foreign white. | Negro. ¹ | Other colored. ² | Native white. | Foreign white. | Negro. ¹ | Other colored. ² |
| | Males. | Fe- males. | Males. | Fe- males. | Males. | Fe- males. | Males. | Fe- males. | | | | | | | | |
| Georgia—Continued. | | | | | | | | | | | | | | | | |
| Cedartown town..... | 409 | 410 | | 5 | 142 | 161 | | | 485 | 14 | 175 | 2 | 495 | 19 | 186 | 8 |
| Columbus city..... | 1,677 | 1,731 | 8 | 9 | 1,164 | 1,468 | 1 | | 2,120 | 59 | 1,194 | 9 | 2,528 | 124 | 1,454 | 9 |
| Cordele town..... | 207 | 263 | 3 | 2 | 371 | 415 | | | 330 | 4 | 419 | | 411 | 9 | 470 | |
| Cuthbert town..... | 138 | 165 | | | 361 | 368 | | | 158 | 2 | 241 | | 223 | 7 | 341 | |
| Dalton city..... | 614 | 693 | | | 161 | 216 | | | 619 | 1 | 134 | 2 | 777 | 14 | 212 | 2 |
| Dawson town..... | 219 | 225 | | | 292 | 354 | | | 284 | 1 | 342 | | 326 | 5 | 405 | |
| Dublin city..... | 302 | 323 | 1 | | 205 | 264 | | | 421 | 8 | 246 | 1 | 501 | 14 | 261 | 1 |
| Elberton city..... | 426 | 461 | | 1 | 304 | 324 | | | 447 | 8 | 317 | | 532 | 11 | 334 | 1 |
| Gainesville city..... | 554 | 586 | 1 | | 224 | 251 | | | 591 | 9 | 198 | | 751 | 16 | 249 | |
| Griffin city..... | 536 | 677 | 2 | 2 | 554 | 707 | | | 688 | 14 | 524 | | 868 | 17 | 654 | |
| La Grange city..... | 460 | 545 | 1 | | 305 | 356 | 1 | | 488 | 9 | 248 | 1 | 578 | 14 | 351 | 1 |
| Macon city..... | 1,812 | 1,829 | 10 | 17 | 1,624 | 2,099 | 1 | | 2,713 | 136 | 2,021 | 9 | 3,124 | 262 | 2,692 | 10 |
| Marietta city..... | 423 | 418 | | 4 | 356 | 401 | | | 506 | 3 | 308 | 2 | 631 | 16 | 394 | 2 |
| Milledgeville city..... | 264 | 326 | 3 | | 451 | 571 | | | 271 | 4 | 338 | 1 | 366 | 16 | 558 | 1 |
| Newnan city..... | 354 | 372 | | | 262 | 309 | | | 452 | 6 | 251 | 1 | 572 | 11 | 326 | 1 |
| Rome city..... | 755 | 825 | 7 | 5 | 498 | 605 | | | 907 | 35 | 502 | 4 | 1,097 | 63 | 608 | 4 |
| Savannah city..... | 3,685 | 3,980 | 151 | 148 | 3,634 | 4,776 | 3 | | 5,549 | 1,040 | 7,082 | 38 | 6,294 | 1,726 | 7,932 | 42 |
| Summerville town (Rich- mond county)..... | 289 | 348 | | | 219 | 228 | | | 371 | 14 | 211 | | 470 | 44 | 288 | |
| Thomasville town..... | 305 | 310 | 1 | 1 | 521 | 731 | | | 395 | 25 | 503 | | 513 | 40 | 662 | |
| Valdosta city..... | 433 | 473 | 2 | 3 | 507 | 586 | | | 579 | 19 | 622 | 1 | 703 | 28 | 749 | 1 |
| Washington village..... | 212 | 237 | 1 | | 409 | 483 | | | 195 | 9 | 298 | 1 | 247 | 12 | 463 | 1 |
| Waycross town..... | 496 | 503 | 2 | 2 | 482 | 551 | | | 739 | 14 | 681 | | 847 | 28 | 797 | |
| Hawaii: | | | | | | | | | | | | | | | | |
| Honolulu city..... | 3,850 | 3,622 | 346 | 330 | 33 | 22 | 2,126 | 1,088 | 4,189 | 1,885 | 45 | 8,431 | 4,867 | 2,670 | 53 | 8,677 |
| Idaho: | | | | | | | | | | | | | | | | |
| Boise city..... | 819 | 930 | 17 | 10 | 2 | 2 | 3 | 2 | 1,152 | 211 | 13 | 106 | 1,494 | 346 | 15 | 187 |
| Pocatello city..... | 592 | 575 | 30 | 29 | 2 | 2 | 24 | 6 | 813 | 256 | 16 | 95 | 867 | 375 | 17 | 98 |
| Illinois: | | | | | | | | | | | | | | | | |
| Alton city..... | 2,204 | 2,254 | 43 | 27 | 172 | 152 | | | 2,603 | 300 | 190 | 7 | 2,832 | 785 | 234 | 7 |
| Anna city..... | 450 | 490 | 1 | 2 | | | | | 488 | 13 | | | 640 | 37 | 2 | |
| Aurora city..... | 3,227 | 3,621 | 201 | 230 | 26 | 28 | | | 3,840 | 1,341 | 55 | 4 | 4,552 | 2,409 | 75 | 6 |
| Batavia city..... | 514 | 511 | 52 | 43 | 12 | 8 | | | 436 | 337 | 15 | | 577 | 528 | 20 | |
| Beardstown city..... | 761 | 829 | 4 | 13 | | | | | 997 | 56 | | | 1,145 | 222 | | |
| Bellefonte city..... | 3,066 | 3,041 | 54 | 64 | 45 | 45 | | | 3,266 | 423 | 62 | 2 | 3,223 | 1,368 | 76 | 2 |
| Belvidere city..... | 862 | 960 | 30 | 39 | 8 | 11 | 2 | | 1,327 | 301 | 13 | 1 | 1,703 | 507 | 16 | 1 |
| Bloomington city..... | 3,173 | 3,505 | 141 | 160 | 75 | 111 | | | 4,128 | 771 | 172 | 6 | 4,954 | 1,672 | 196 | 6 |
| Blue Island village..... | 935 | 975 | 55 | 64 | | | | | 878 | 453 | | 3 | 922 | 756 | | 3 |
| Braidwood city..... | 635 | 591 | 49 | 35 | 31 | 31 | | | 278 | 263 | 23 | | 240 | 521 | 28 | |
| Cairo city..... | 1,070 | 1,133 | 18 | 9 | 716 | 813 | | | 1,683 | 141 | 1,110 | 2 | 2,009 | 353 | 1,494 | 3 |
| Canton city..... | 888 | 987 | 18 | 12 | 4 | 12 | | | 1,248 | 97 | 6 | | 1,718 | 208 | 8 | |
| Carbondale city..... | 427 | 508 | | 1 | 103 | 98 | | | 618 | 9 | 119 | | 747 | 26 | 171 | |
| Carlinville city..... | 528 | 580 | 9 | 7 | 7 | 9 | | | 592 | 50 | 11 | | 754 | 238 | 15 | |
| Carmi city..... | 446 | 436 | 4 | 3 | 61 | 54 | | | 479 | 19 | 52 | 1 | 642 | 62 | 74 | 1 |
| Centralia city..... | 953 | 1,060 | 14 | 19 | 75 | 60 | | | 1,229 | 154 | 102 | | 1,444 | 310 | 120 | |
| Champaign city..... | 1,187 | 1,201 | 33 | 44 | 63 | 58 | | | 1,854 | 139 | 96 | 3 | 2,211 | 447 | 127 | 4 |
| Charleston city..... | 767 | 957 | 6 | 6 | 11 | 4 | | | 1,087 | 23 | 18 | 1 | 1,477 | 61 | 18 | 1 |
| Chester city..... | 423 | 520 | 2 | 2 | 19 | 35 | | | 450 | 34 | 31 | | 541 | 141 | 49 | |
| Chicago city..... | 220,522 | 228,465 | 33,476 | 37,649 | 2,856 | 2,990 | 43 | 12 | 212,597 | 195,615 | 10,983 | 941 | 225,478 | 271,962 | 12,414 | 1,194 |
| Ward 1..... | 1,308 | 1,074 | 436 | 561 | 19 | 16 | 6 | | 7,378 | 3,644 | 857 | 376 | 9,004 | 4,714 | 976 | 630 |
| Ward 2..... | 1,865 | 2,004 | 216 | 327 | 349 | 384 | 1 | 3 | 5,515 | 1,896 | 2,005 | 18 | 6,582 | 2,647 | 2,216 | 24 |
| Ward 3..... | 2,392 | 2,691 | 211 | 355 | 676 | 710 | | | 4,702 | 1,923 | 2,632 | 14 | 5,520 | 2,943 | 3,051 | 14 |
| Ward 4..... | 3,536 | 3,378 | 234 | 550 | 283 | 322 | 3 | 1 | 6,189 | 2,409 | 1,173 | 35 | 7,149 | 3,834 | 1,324 | 40 |
| Ward 5..... | 6,266 | 6,496 | 686 | 681 | 24 | 32 | 1 | | 5,414 | 4,977 | 116 | 8 | 5,060 | 7,383 | 137 | 11 |
| Ward 6..... | 9,515 | 9,539 | 1,374 | 1,453 | 16 | 6 | | | 5,381 | 8,254 | 32 | 6 | 4,721 | 11,192 | 35 | 7 |
| Ward 7..... | 4,449 | 4,699 | 2,163 | 2,207 | 3 | 4 | | | 2,333 | 6,057 | 10 | 9 | 2,027 | 7,736 | 8 | 13 |
| Ward 8..... | 5,425 | 5,529 | 1,596 | 1,638 | | | | | 2,654 | 5,609 | 2 | 8 | 2,241 | 7,507 | 2 | 11 |
| Ward 9..... | 7,612 | 7,864 | 1,465 | 1,679 | | | | | 4,463 | 7,120 | 4 | 6 | 3,800 | 9,816 | 4 | 11 |
| Ward 10..... | 13,820 | 13,829 | 2,202 | 2,325 | 51 | 5 | | | 8,849 | 12,344 | 108 | 16 | 7,983 | 16,180 | 88 | 19 |
| Ward 11..... | 4,179 | 4,463 | 456 | 595 | 39 | 50 | 2 | | 7,124 | 3,234 | 133 | 15 | 7,861 | 4,841 | 165 | 17 |
| Ward 12..... | 8,794 | 9,595 | 541 | 797 | 44 | 46 | 5 | 1 | 14,111 | 4,526 | 144 | 35 | 16,333 | 7,421 | 161 | 37 |
| Ward 13..... | 6,346 | 6,542 | 497 | 574 | 165 | 160 | | | 7,584 | 3,009 | 370 | 11 | 8,186 | 5,576 | 447 | 12 |
| Ward 14..... | 10,401 | 10,977 | 1,611 | 1,768 | 1 | | | | 6,238 | 9,538 | 9 | 7 | 5,526 | 13,693 | 10 | 11 |
| Ward 15..... | 12,604 | 12,785 | 1,773 | 1,874 | 7 | 4 | | | 6,567 | 10,442 | 13 | 7 | 6,040 | 14,539 | 18 | 8 |
| Ward 16..... | 8,839 | 9,267 | 2,655 | 2,729 | 1 | | | | 3,345 | 10,620 | 4 | 10 | 2,703 | 13,889 | 4 | 15 |
| Ward 17..... | 2,393 | 2,870 | 667 | 796 | 21 | 20 | | | 1,700 | 3,807 | 112 | 5 | 1,719 | 5,157 | 118 | 9 |
| Ward 18..... | 1,571 | 1,602 | 195 | 184 | 38 | 32 | 2 | | 5,467 | 2,704 | 220 | 13 | 6,373 | 3,947 | 246 | 26 |
| Ward 19..... | 5,383 | 5,307 | 1,836 | 1,658 | 18 | 4 | 1 | | 4,930 | 7,227 | 49 | 14 | 4,809 | 9,559 | 49 | 18 |
| Ward 20..... | 4,107 | 4,347 | 470 | 499 | 1 | | | | 3,997 | 3,101 | 4 | 3 | 3,849 | 5,022 | 5 | 4 |
| Ward 21..... | 4,290 | 4,534 | 453 | 534 | 11 | 14 | | | 4,591 | 3,330 | 35 | 6 | 4,673 | 5,373 | 39 | 7 |
| Ward 22..... | 3,978 | 4,170 | 567 | 613 | 25 | 26 | | | 3,992 | 3,616 | 91 | 9 | 4,166 | 5,583 | 104 | 10 |
| Ward 23..... | 3,937 | 4,174 | 842 | 935 | 36 | 43 | | | 3,016 | 5,779 | 95 | 10 | 2,874 | 7,716 | 97 | 10 |
| Ward 24..... | 2,673 | 2,658 | 304 | 411 | 59 | 53 | 2 | | 9,576 | 3,690 | 237 | 10 | 10,652 | 4,943 | 253 | 11 |
| Ward 25..... | 6,709 | 7,168 | 511 | 803 | 17 | 13 | 2 | | 7,696 | 4,794 | 66 | 10 | 8,643 | 7,407 | 68 | 10 |
| Ward 26..... | 11,139 | 11,353 | 1,194 | 1,263 | 6 | 13 | 1 | | 6,981 | 7,770 | 33 | 3 | 7,030 | 11,276 | 33 | 8 |
| Ward 27..... | 6,214 | 6,051 | 750 | 730 | 81 | 41 | | | 3,604 | 4,589 | 27 | 3 | 3,718 | 6,363 | 33 | 3 |
| Ward 28..... | 4,657 | 4,690 | 481 | 497 | 19 | 20 | | | 3,814 | 3,249 | 23 | 12 | 4,045 | 4,431 | 34 | 13 |
| Ward 29..... | 6,036 | 6,025 | 767 | 782 | 95 | 107 | | | 4,638 | 5,635 | 255 | 6 | 4,537 | 7,570 | 301 | 10 |

¹ Includes all persons of negro descent.² Chinese, Japanese, and Indians.

STATISTICS OF POPULATION.

TABLE 27.—PERSONS OF SCHOOL, MILITIA, AND VOTING AGES, BY SEX, GENERAL NATIVITY, AND COLOR, FOR PLACES HAVING 2,500 INHABITANTS OR MORE: 1900—Continued.

| CITIES, TOWNS, VILLAGES, AND BOROUGHES. | 5 TO 20 YEARS, INCLUSIVE. | | | | | | | | MALES 18 TO 44 YEARS, INCLUSIVE. | | | | MALES 21 YEARS AND OVER. | | | |
|--|---------------------------|---------------|----------------|---------------|---------------------|---------------|-----------------------------|---------------|-------------------------------------|------------------------|---------------------|-------------------------------------|--------------------------|------------------------|---------------------|-------------------------------------|
| | Native white. | | Foreign white. | | Negro. ¹ | | Other colored. ² | | Native white. | For- eign white. | Negro. ¹ | Other col- ored. ² | Native white. | For- eign white. | Negro. ¹ | Other col- ored. ² |
| | Males. | Fe- males. | Males. | Fe- males. | Males. | Fe- males. | Males. | Fe- males. | | | | | | | | |
| Illinois—Continued. | | | | | | | | | | | | | | | | |
| Chicago city—Continued. | | | | | | | | | | | | | | | | |
| Ward 30 | 15,597 | 15,769 | 1,928 | 2,087 | 390 | 425 | 1 | | 10,992 | 12,034 | 884 | 44 | 11,461 | 16,163 | 1,073 | 52 |
| Ward 31 | 7,950 | 8,445 | 786 | 843 | 80 | 92 | 1 | | 7,763 | 4,897 | 149 | 45 | 9,224 | 6,173 | 177 | 53 |
| Ward 32 | 6,721 | 7,664 | 404 | 1,116 | 125 | 129 | 2 | | 12,819 | 3,911 | 535 | 60 | 14,998 | 6,192 | 570 | 66 |
| Ward 33 | 6,865 | 6,958 | 1,415 | 1,492 | 19 | 17 | | | 4,865 | 9,817 | 70 | 19 | 5,002 | 11,199 | 78 | 28 |
| Ward 34 | 11,301 | 11,737 | 1,565 | 1,737 | 108 | 123 | 3 | | 13,446 | 9,610 | 406 | 66 | 14,985 | 12,796 | 464 | 68 |
| Ward 35 | 1,660 | 1,711 | 120 | 151 | 13 | 18 | | | 1,673 | 803 | 25 | 9 | 2,009 | 1,181 | 26 | 10 |
| Chicago Heights village | 640 | 675 | 114 | 91 | 3 | 4 | | | 1,003 | 694 | 19 | 5 | 1,037 | 870 | 25 | 5 |
| Clinton city | 569 | 705 | 6 | 7 | 8 | 9 | | | 980 | 57 | 15 | 2 | 1,236 | 124 | 24 | 3 |
| Coal City | 438 | 409 | 87 | 99 | | | | | 153 | 387 | | | 143 | 514 | | |
| Collinsville city | 630 | 660 | 30 | 23 | 44 | 35 | | | 621 | 179 | 85 | 2 | 674 | 363 | 49 | 2 |
| Danville city | 2,174 | 2,552 | 30 | 44 | 74 | 89 | | | 3,199 | 341 | 200 | 2 | 4,036 | 738 | 245 | 2 |
| Decatur city | 2,830 | 3,085 | 75 | 124 | 72 | 118 | | | 3,846 | 451 | 136 | 3 | 4,990 | 870 | 194 | 3 |
| Dekalb city | 735 | 830 | 66 | 77 | 1 | | | | 899 | 595 | 6 | 2 | 1,039 | 793 | 7 | 2 |
| Dixon city | 1,081 | 1,098 | 20 | 28 | 3 | | | | 1,742 | 183 | 10 | 1 | 2,009 | 410 | 22 | 1 |
| Duquoin city | 627 | 712 | 10 | 12 | 81 | 87 | | | 640 | 106 | 121 | 2 | 796 | 205 | 149 | 2 |
| East St. Louis city | 4,165 | 4,182 | 111 | 91 | 237 | 299 | | | 6,498 | 1,393 | 555 | 12 | 6,897 | 2,281 | 649 | 14 |
| Edwardsville city | 583 | 667 | 11 | 11 | 52 | 61 | | | 689 | 85 | 70 | 2 | 812 | 306 | 87 | 2 |
| Effingham city | 622 | 631 | 8 | 6 | | | | | 748 | 49 | 2 | | 901 | 147 | 8 | |
| Elgin city | 2,969 | 3,064 | 221 | 289 | 32 | 30 | | | 3,172 | 1,397 | 31 | 5 | 3,892 | 2,402 | 51 | 8 |
| Evanston city | 2,332 | 2,714 | 148 | 288 | 98 | 120 | 1 | | 2,617 | 1,195 | 201 | 8 | 3,205 | 1,767 | 219 | 8 |
| Freeport city | 1,825 | 2,005 | 45 | 71 | 3 | 2 | | | 2,426 | 468 | 34 | 2 | 2,827 | 1,080 | 37 | 2 |
| Fulton city | 400 | 409 | 38 | 39 | 4 | 2 | | | 391 | 142 | 3 | | 461 | 263 | 4 | |
| Galena city | 690 | 853 | 8 | 13 | 2 | | | | 854 | 56 | 3 | | 1,031 | 411 | 8 | |
| Galesburg city | 2,279 | 2,555 | 134 | 147 | 90 | 120 | | | 3,066 | 901 | 180 | 2 | 3,664 | 1,670 | 258 | 2 |
| Galva town | 380 | 406 | 23 | 32 | 2 | | | | 367 | 138 | 3 | | 482 | 300 | 3 | |
| Geneseo city | 424 | 471 | 14 | 22 | 1 | 1 | | | 477 | 77 | 1 | | 694 | 285 | 1 | |
| Granite city | 436 | 349 | 36 | 36 | 13 | 22 | | | 1,097 | 202 | 70 | 1 | 1,069 | 265 | 76 | 2 |
| Greenville city | 846 | 409 | 2 | 3 | 23 | 17 | | | 452 | 17 | 21 | 1 | 584 | 75 | 29 | 1 |
| Harlem village | 614 | 571 | 97 | 109 | 36 | 1 | 1 | | 463 | 446 | 77 | 4 | 433 | 721 | 64 | 3 |
| Harvard city | 334 | 344 | 21 | 21 | | | | | 496 | 123 | 1 | | 659 | 207 | 1 | |
| Harvey city | 813 | 767 | 69 | 57 | 13 | 18 | | | 929 | 340 | 24 | | 1,125 | 432 | 25 | |
| Havana city | 499 | 487 | | 11 | 2 | 1 | | | 636 | 21 | 2 | 2 | 838 | 122 | 4 | 2 |
| Highland Park city | 433 | 395 | 24 | 31 | | | | | 392 | 181 | 5 | | 480 | 296 | 6 | 1 |
| Hinsdale village | 352 | 367 | 25 | 28 | 7 | 8 | | | 324 | 191 | 11 | 2 | 427 | 268 | 13 | 2 |
| Hoopeston city | 609 | 605 | 6 | 4 | 12 | 1 | | | 859 | 40 | 15 | | 1,074 | 95 | 16 | |
| Jacksonville city | 2,086 | 1,997 | 49 | 43 | 160 | 159 | | | 2,732 | 253 | 218 | 5 | 3,397 | 693 | 283 | 6 |
| Jerseyville city | 486 | 539 | 1 | 2 | 17 | 22 | | | 564 | 21 | 13 | 1 | 730 | 129 | 26 | 1 |
| Joliet city | 4,096 | 4,188 | 469 | 437 | 71 | 86 | | | 3,877 | 3,198 | 252 | 14 | 4,222 | 4,430 | 265 | 15 |
| Kankakee city | 1,585 | 1,778 | 60 | 81 | 26 | 22 | | | 2,349 | 741 | 72 | 7 | 2,756 | 1,633 | 77 | 7 |
| Kewanee city | 1,200 | 1,142 | 118 | 115 | 7 | 8 | | | 1,484 | 752 | 25 | 1 | 1,632 | 1,031 | 24 | 1 |
| Lagrange village | 527 | 551 | 42 | 52 | 1 | 6 | | | 596 | 223 | 9 | 3 | 771 | 321 | 14 | 3 |
| Lasalle city | 1,687 | 1,640 | 186 | 209 | | | | | 1,210 | 1,130 | | 3 | 1,148 | 1,737 | | 3 |
| Lewistown city | 362 | 395 | 2 | 4 | | | | | 512 | 13 | 1 | | 692 | 45 | 1 | |
| Lincoln city | 1,506 | 1,577 | 30 | 40 | 44 | 51 | | | 1,601 | 184 | 39 | | 1,898 | 477 | 64 | |
| Litchfield city | 885 | 962 | 10 | 10 | 28 | 36 | | | 1,005 | 75 | 26 | | 1,335 | 251 | 38 | |
| Lockport village | 339 | 394 | 23 | 21 | 8 | 16 | | | 363 | 130 | 44 | | 431 | 263 | 54 | |
| Macomb city | 741 | 778 | 2 | 3 | 23 | 25 | | | 1,034 | 27 | 31 | | 1,457 | 107 | 45 | |
| Marion city | 374 | 435 | 2 | 3 | 19 | 20 | | | 487 | 13 | 13 | | 616 | 30 | 20 | |
| Marseilles city | 390 | 387 | 13 | 21 | | | | | 429 | 96 | | | 563 | 184 | | |
| Mattoon city | 1,410 | 1,474 | 3 | 1 | 31 | 37 | | | 2,012 | 65 | 68 | 2 | 2,593 | 216 | 75 | 2 |
| Maywood village | 602 | 662 | 67 | 69 | 2 | 5 | | | 719 | 383 | 8 | 5 | 776 | 552 | 8 | 5 |
| Melrose Park village | 361 | 357 | 87 | 69 | 1 | 1 | | | 241 | 354 | 1 | 2 | 242 | 451 | 2 | 2 |
| Mendota city | 538 | 589 | 5 | 9 | 8 | 7 | | | 563 | 116 | 9 | | 675 | 372 | 13 | |
| Metropolis city | 493 | 526 | | | 167 | 158 | | | 661 | 5 | 155 | | 906 | 44 | 210 | |
| Minonk city | 387 | 367 | 54 | 61 | 13 | 13 | | | 274 | 207 | 26 | | 322 | 335 | 23 | 1 |
| Moline city | 2,363 | 2,480 | 275 | 231 | 39 | 28 | | | 2,295 | 2,014 | 103 | | 2,438 | 2,940 | 125 | |
| Monmouth city | 1,035 | 1,070 | 21 | 20 | 46 | 60 | | | 1,341 | 127 | 61 | 3 | 1,517 | 282 | 96 | 3 |
| Morris city | 602 | 670 | 25 | 47 | 2 | 3 | | | 669 | 180 | 7 | 2 | 816 | 443 | 11 | 2 |
| Mound City | 204 | 253 | 1 | 4 | 206 | 217 | | | 314 | 15 | 239 | | 421 | 49 | 334 | |
| Mt. Carmel city | 677 | 773 | | | 6 | 4 | | | 859 | 23 | 9 | | 1,072 | 95 | 14 | |
| Mt. Olive village | 453 | 463 | 36 | 72 | | | | | 263 | 336 | | 1 | 239 | 515 | | 1 |
| Mt. Vernon city | 821 | 865 | 6 | 6 | 30 | 39 | | | 1,047 | 28 | 45 | 2 | 1,325 | 60 | 53 | 2 |
| Murphysboro city | 926 | 1,026 | 23 | 17 | 71 | 75 | 2 | | 1,181 | 172 | 133 | 2 | 1,358 | 310 | 156 | |
| Naperville city | 376 | 350 | 32 | 16 | | | | | 402 | 108 | 1 | 2 | 535 | 245 | 1 | 2 |
| Normal town | 666 | 631 | 4 | | 46 | 61 | | | 522 | 33 | 49 | | 733 | 91 | 62 | |
| Olney city | 625 | 725 | 4 | 2 | | 1 | | | 795 | 22 | 4 | | 1,069 | 131 | 5 | |
| Ottawa city | 1,590 | 1,606 | 39 | 60 | 6 | 2 | | | 1,801 | 373 | 11 | 4 | 2,150 | 881 | 15 | 4 |
| Pana city | 888 | 864 | 45 | 42 | | 1 | | | 857 | 212 | 3 | | 1,119 | 869 | 4 | |
| Paris city | 757 | 914 | | 3 | 35 | 51 | | | 1,170 | 19 | 68 | 1 | 1,659 | 89 | 93 | 1 |
| Faxton city | 413 | 476 | 13 | 23 | 1 | 4 | | | 508 | 127 | | | 650 | 277 | 2 | |
| Pekin city | 1,284 | 1,328 | 42 | 40 | 1 | 1 | | | 1,541 | 256 | 1 | 2 | 1,763 | 669 | 2 | 3 |
| Peoria city | 7,557 | 7,728 | 326 | 394 | 175 | 154 | 1 | | 11,867 | 2,276 | 507 | 10 | 13,190 | 4,304 | 597 | 13 |
| Ward 1 | 1,031 | 1,095 | 27 | 40 | 27 | 14 | | | 1,834 | 256 | 53 | 3 | 2,119 | 503 | 53 | |
| Ward 2 | 491 | 602 | 14 | 54 | 14 | 14 | | | 1,335 | 186 | 37 | 3 | 1,598 | 368 | 40 | |
| Ward 3 | 557 | 542 | 20 | 19 | 41 | 39 | | | 1,354 | 244 | 210 | 5 | 1,977 | 436 | 235 | 7 |
| Ward 4 | 865 | 997 | 27 | 39 | 18 | 24 | | | 1,574 | 207 | 45 | | 1,738 | 486 | 69 | |
| Ward 5 | 1,080 | 1,094 | 23 | 51 | 30 | 17 | | | 1,575 | 169 | 39 | | 1,925 | 401 | 96 | |
| Ward 6 | 1,498 | 1,514 | 76 | 57 | 29 | 28 | | | 1,640 | 492 | 32 | | 1,637 | 923 | 49 | |
| Ward 7 | 2,015 | 1,379 | 139 | 134 | 16 | 18 | 1 | | 2,055 | 712 | 41 | 2 | 2,146 | 1,187 | 50 | 1 |

¹ Includes all persons of negro descent.² Chinese, Japanese, and Indians.

SCHOOL, MILITIA, AND VOTING AGES.

TABLE 27.—PERSONS OF SCHOOL, MILITIA, AND VOTING AGES, BY SEX, GENERAL NATIVITY, AND COLOR, FOR PLACES HAVING 2,500 INHABITANTS OR MORE: 1900—Continued.

| CITIES, TOWNS, VILLAGES, AND BOROUGHES. | 5 TO 20 YEARS, INCLUSIVE. | | | | | | | | MALES 18 TO 44 YEARS, INCLUSIVE. | | | | MALES 21 YEARS AND OVER. | | | |
|--|---------------------------|-----------|----------------|-----------|---------------------|-----------|-----------------------------|-----------|-------------------------------------|----------------|---------------------|-----------------------------|--------------------------|----------------|---------------------|-----------------------------|
| | Native white. | | Foreign white. | | Negro. ¹ | | Other colored. ² | | Native white. | Foreign white. | Negro. ¹ | Other colored. ² | Native white. | Foreign white. | Negro. ¹ | Other colored. ² |
| | Males. | Fe-males. | Males. | Fe-males. | Males. | Fe-males. | Males. | Fe-males. | | | | | | | | |
| Illinois—Continued. | | | | | | | | | | | | | | | | |
| Peru city | 1,119 | 1,238 | 117 | 108 | | | | | 739 | 580 | | | 705 | 1,009 | | |
| Petersburg city | 422 | 441 | 11 | 21 | 19 | 18 | | | 428 | 67 | 13 | | 597 | 143 | 26 | |
| Pontiac city | 531 | 637 | 21 | 18 | 21 | 19 | | | 760 | 128 | 36 | 3 | 980 | 237 | 60 | 3 |
| Princeton city | 475 | 574 | 10 | 20 | 7 | 10 | | | 520 | 126 | 13 | | 816 | 339 | 20 | |
| Quincy city | 5,261 | 5,504 | 74 | 92 | 272 | 340 | | | 6,474 | 742 | 453 | 8 | 7,214 | 2,464 | 583 | 10 |
| Rockford city | 4,027 | 4,194 | 577 | 550 | 33 | 27 | | | 3,735 | 2,884 | 65 | 2 | 4,559 | 4,214 | 79 | 4 |
| Rock Island city | 2,723 | 2,820 | 180 | 194 | 35 | 45 | | | 3,332 | 1,241 | 85 | | 3,695 | 2,155 | 97 | |
| St. Charles city | 365 | 327 | 33 | 44 | 5 | 7 | | | 337 | 253 | 3 | | 461 | 361 | 10 | |
| Sandwich city | 309 | 364 | 8 | 10 | 6 | 4 | | | 391 | 44 | 3 | 1 | 622 | 149 | 3 | 1 |
| Savanna city | 501 | 540 | 10 | 15 | 6 | 7 | | | 637 | 93 | 4 | | 784 | 194 | 4 | |
| Shelbyville city | 499 | 548 | | 3 | 11 | 13 | | | 675 | 13 | 16 | | 954 | 68 | 18 | |
| Sparta city | 880 | 890 | 2 | | 100 | 89 | | | 511 | 32 | 101 | 2 | 633 | 93 | 111 | 2 |
| Springfield city | 4,539 | 4,956 | 178 | 199 | 294 | 360 | | | 5,899 | 1,025 | 546 | 4 | 7,085 | 2,163 | 703 | 7 |
| Spring Valley city | 809 | 830 | 253 | 234 | 15 | 20 | | | 940 | 1,259 | 60 | | 332 | 1,500 | 69 | |
| Staunton city | 477 | 456 | 65 | 70 | | | | | 381 | 261 | | | 334 | 393 | | |
| Sterling city | 866 | 922 | 21 | 21 | 6 | 5 | | | 1,119 | 192 | 8 | | 1,501 | 391 | 8 | |
| Streator city | 2,304 | 2,375 | 217 | 226 | 22 | 20 | | | 1,760 | 1,133 | 22 | 2 | 1,995 | 1,773 | 28 | 2 |
| Sycamore city | 481 | 555 | 10 | 23 | 4 | 2 | | | 550 | 173 | 4 | 1 | 730 | 348 | 5 | 1 |
| Taylorville city | 642 | 643 | 11 | 14 | 10 | 10 | | | 805 | 94 | 12 | | 1,072 | 169 | 22 | |
| Toluca city | 325 | 306 | 112 | 87 | 20 | 17 | | | 237 | 497 | 19 | | 240 | 557 | 24 | |
| Tuscola city | 341 | 403 | 2 | 3 | 6 | 9 | | | 494 | 16 | 19 | 1 | 718 | 44 | 30 | 1 |
| Urbana city | 869 | 866 | 14 | 11 | 10 | 11 | | | 1,233 | 64 | 13 | | 1,513 | 146 | 20 | |
| Vandalia city | 416 | 473 | 1 | 1 | | | | | 499 | 15 | | | 669 | 69 | 1 | |
| Watseka city | 371 | 362 | | 3 | 8 | 9 | | | 430 | 27 | 5 | | 644 | 88 | 9 | |
| Waukegan city | 1,157 | 1,207 | 153 | 159 | 4 | 8 | | | 1,333 | 941 | 19 | | 1,671 | 1,233 | 18 | 2 |
| West Hammond village | 421 | 464 | 128 | 111 | | | | | 124 | 435 | | | 127 | 570 | | |
| Woodstock city | 362 | 309 | 9 | 20 | | 1 | | | 459 | 103 | 2 | | 589 | 215 | 3 | |
| Indiana: | | | | | | | | | | | | | | | | |
| Alexandria city | 989 | 935 | 95 | 89 | 43 | 49 | | | 1,627 | 412 | 190 | | 1,800 | 514 | 178 | 1 |
| Anderson city | 2,935 | 2,968 | 76 | 50 | 98 | 94 | | | 4,327 | 320 | 191 | 3 | 5,411 | 556 | 229 | 4 |
| Attica city | 335 | 457 | 4 | 3 | | 2 | | | 626 | 84 | 4 | | 845 | 93 | 4 | |
| Auburn city | 498 | 487 | 12 | 5 | 1 | 2 | | | 763 | 33 | 2 | | 943 | 70 | 2 | |
| Aurora city | 522 | 563 | 3 | 2 | | | | | 705 | 22 | | 2 | 882 | 145 | | 2 |
| Bedford city | 922 | 964 | 12 | 4 | | | | | 1,426 | 64 | 36 | | 1,646 | 117 | 38 | |
| Bloomington city | 934 | 955 | 1 | | 66 | 79 | | | 1,319 | 22 | 75 | | 1,676 | 49 | 114 | |
| Bluffton city | 668 | 742 | 5 | 6 | | | | | 935 | 29 | 1 | 1 | 1,236 | 64 | 1 | 1 |
| Boonville town | 330 | 444 | | | 44 | 31 | | | 522 | 21 | 44 | | 685 | 88 | 48 | |
| Brazil city | 1,133 | 1,325 | 32 | 31 | 54 | 50 | | | 1,459 | 208 | 71 | 3 | 1,743 | 379 | 98 | 3 |
| Clinton city | 371 | 416 | 24 | 20 | 4 | 11 | | | 607 | 219 | 13 | 3 | 744 | 280 | 17 | 3 |
| Columbia City | 444 | 478 | 1 | 3 | | | | | 579 | 19 | | | 787 | 87 | | |
| Columbus city | 1,154 | 1,202 | 3 | 7 | 43 | 54 | | | 1,720 | 63 | 36 | | 2,201 | 180 | 51 | |
| Connersville city | 924 | 942 | 9 | 2 | 64 | 79 | | | 1,549 | 67 | 83 | | 1,831 | 188 | 115 | 1 |
| Crawfordsville city | 847 | 863 | | 1 | 22 | 38 | | | 1,335 | 30 | 36 | 2 | 1,822 | 114 | 70 | 3 |
| Decatur city | 664 | 724 | 9 | 5 | | | | | 785 | 51 | | | 1,011 | 114 | | |
| Dunkirk city | 596 | 527 | 9 | 5 | 2 | 1 | | | 664 | 52 | 5 | | 796 | 72 | 8 | |
| East Chicago city | 432 | 415 | 95 | 91 | | | | | 355 | 618 | 1 | 2 | 388 | 716 | 1 | 2 |
| Elkhart city | 2,050 | 2,111 | 69 | 60 | 5 | 4 | | | 3,199 | 359 | 16 | 8 | 4,092 | 629 | 18 | 9 |
| Elwood city | 1,836 | 1,912 | 146 | 164 | | | | | 2,896 | 470 | 2 | | 3,304 | 617 | 2 | |
| Evansville city | 8,024 | 8,461 | 107 | 106 | 1,136 | 1,268 | | | 10,776 | 955 | 2,013 | 3 | 11,663 | 2,775 | 2,310 | 3 |
| Ward 1 | 1,048 | 1,210 | 17 | 12 | 162 | 195 | | | 1,538 | 75 | | | 1,880 | 283 | | |
| Ward 2 | 451 | 476 | 8 | 11 | 136 | 140 | | | 1,056 | 69 | 310 | 2 | 1,223 | 195 | 339 | 2 |
| Ward 3 | 821 | 914 | 11 | 17 | 108 | 83 | | | 1,545 | 151 | 478 | | 1,619 | 375 | 492 | |
| Ward 4 | 1,796 | 1,855 | 20 | 18 | 150 | 177 | | | 1,918 | 218 | 194 | | 1,966 | 510 | 244 | |
| Ward 5 | 1,437 | 1,555 | 18 | 22 | 98 | 89 | | | 1,738 | 187 | 122 | | 1,785 | 582 | 123 | |
| Ward 6 | 1,655 | 1,597 | 23 | 19 | 83 | 75 | | | 1,846 | 192 | 109 | | 1,966 | 578 | 132 | |
| Ward 7 | 766 | 854 | 10 | 7 | 399 | 509 | | | 1,085 | 61 | 561 | 1 | 1,224 | 252 | 720 | 1 |
| Fairmount town | 438 | 500 | 15 | 12 | 5 | 5 | | | 707 | 46 | 16 | | 897 | 73 | 19 | 1 |
| Fort Wayne city | 6,749 | 7,212 | 216 | 246 | 34 | 47 | 2 | | 8,117 | 1,593 | 84 | 14 | 9,122 | 3,859 | 97 | 17 |
| Frankfort city | 1,033 | 1,019 | 4 | 2 | 16 | 16 | | | 1,538 | 38 | 20 | 1 | 2,067 | 77 | 30 | 2 |
| Franklin city | 529 | 554 | | | 47 | 57 | | | 702 | 5 | 53 | 2 | 1,051 | 26 | 67 | 2 |
| Garrett city | 574 | 563 | 18 | 12 | | | | | 899 | 130 | | | 1,045 | 197 | | |
| Gas City | 550 | 504 | 117 | 116 | | 1 | | | 758 | 201 | 2 | | 816 | 261 | 4 | |
| Goshen city | 1,023 | 1,135 | 13 | 18 | 1 | 1 | | | 1,530 | 91 | 3 | 2 | 2,157 | 224 | 6 | 2 |
| Greencastle city | 475 | 492 | 2 | 2 | 25 | 33 | | | 724 | 19 | 25 | 3 | 938 | 68 | 43 | 3 |
| Greenfield city | 664 | 719 | 8 | 5 | 13 | 13 | | | 891 | 30 | 17 | | 1,229 | 54 | 25 | |
| Greensburg city | 739 | 727 | | 1 | 18 | 13 | | | 905 | 18 | 22 | | 1,341 | 81 | 25 | |
| Hammond city | 1,822 | 1,929 | 220 | 199 | | | | | 1,913 | 1,121 | 12 | 2 | 2,053 | 1,542 | 13 | 3 |
| Hartford City | 882 | 939 | 62 | 55 | | 4 | | | 1,176 | 180 | 3 | 1 | 1,469 | 261 | 5 | 1 |
| Huntingburg city | 444 | 446 | 4 | 1 | 3 | 2 | | | 431 | 12 | | | 547 | 93 | 4 | |
| Huntington city | 1,427 | 1,502 | 15 | 21 | 1 | | | | 1,907 | 124 | 4 | 1 | 2,463 | 331 | 5 | 1 |
| Indianapolis city | 20,964 | 21,942 | 588 | 628 | 2,110 | 2,365 | | | 32,116 | 4,164 | 4,068 | 24 | 38,977 | 8,335 | 5,200 | 32 |
| Ward 1 | 2,081 | 1,937 | 42 | 40 | 317 | 361 | | | 2,617 | 230 | 420 | | 3,208 | 534 | 567 | |
| Ward 2 | 1,842 | 1,636 | 13 | 36 | 37 | 34 | | | 2,001 | 133 | 176 | | 3,536 | 344 | 193 | |
| Ward 3 | 1,417 | 1,559 | 17 | 42 | 439 | 515 | | | 2,380 | 153 | 396 | 1 | 3,234 | 392 | 1,095 | 1 |
| Ward 4 | 1,346 | 1,461 | 23 | 17 | 300 | 353 | | | 1,960 | 132 | 465 | | 2,506 | 301 | 662 | |
| Ward 5 | 1,921 | 1,969 | 37 | 39 | 210 | 240 | | | 2,637 | 439 | 405 | | 3,033 | 723 | 527 | |
| Ward 6 | 867 | 957 | 26 | 23 | 273 | 287 | | | 2,391 | 213 | 343 | 8 | 3,051 | 414 | 1,054 | 10 |
| Ward 7 | 1,004 | 1,065 | 20 | 29 | 75 | 100 | | | 2,426 | 230 | 203 | 12 | 3,076 | 516 | 260 | 15 |
| Ward 8 | 1,738 | 1,975 | 36 | 42 | 53 | 71 | | | 2,659 | 318 | 71 | | 3,101 | 715 | 106 | |
| Ward 9 | 1,861 | 1,781 | 29 | 43 | 39 | 45 | | | 2,436 | 274 | 54 | | 2,802 | 606 | 71 | |

¹ Includes all persons of negro descent.

² Chinese, Japanese, and Indians.

TABLE 27.—PERSONS OF SCHOOL, MILITIA, AND VOTING AGES, BY SEX, GENERAL NATIVITY, AND COLOR, FOR PLACES HAVING 2,500 INHABITANTS OR MORE: 1900—Continued.

| CITIES, TOWNS, VILLAGES, AND BOROUGHS. | 5 TO 20 YEARS, INCLUSIVE. | | | | | | | | MALES 18 TO 44 YEARS, INCLUSIVE. | | | | MALES 21 YEARS AND OVER. | | | |
|---|---------------------------|-----------|----------------|-----------|---------------------|-----------|-----------------------------|-----------|-------------------------------------|----------------|---------------------|-----------------------------|--------------------------|----------------|---------------------|-----------------------------|
| | Native white. | | Foreign white. | | Negro. ¹ | | Other colored. ² | | Native white. | Foreign white. | Negro. ¹ | Other colored. ² | Native white. | Foreign white. | Negro. ¹ | Other colored. ² |
| | Males. | Fe-males. | Males. | Fe-males. | Males. | Fe-males. | Males. | Fe-males. | | | | | | | | |
| Indiana—Continued. | | | | | | | | | | | | | | | | |
| Indianapolis city—Cont'd. | | | | | | | | | | | | | | | | |
| Ward 10 | 781 | 851 | 53 | 48 | 54 | 39 | | | 1,555 | 249 | 109 | | 1,915 | 467 | 128 | |
| Ward 11 | 855 | 854 | 65 | 57 | 16 | 35 | | | 1,518 | 360 | 79 | 1 | 1,756 | 661 | 106 | 2 |
| Ward 12 | 1,262 | 1,246 | 21 | 19 | 43 | 46 | | | 1,718 | 101 | 54 | | 2,119 | 199 | 69 | |
| Ward 13 | 1,332 | 1,352 | 36 | 39 | 37 | 28 | | | 1,837 | 298 | 63 | 2 | 1,885 | 727 | 81 | 4 |
| Ward 14 | 1,406 | 1,450 | 65 | 58 | 113 | 102 | | | 1,419 | 481 | 140 | | 1,620 | 749 | 180 | |
| Ward 15 | 1,611 | 1,749 | 100 | 96 | 54 | 54 | | | 1,882 | 553 | 80 | | 1,986 | 987 | 96 | |
| Jeffersonville city | 1,819 | 1,472 | 7 | 7 | 295 | 328 | | | 1,839 | 85 | 372 | 2 | 2,252 | 296 | 477 | 2 |
| Kendallville city | 471 | 498 | 8 | 4 | 1 | 2 | | | 640 | 63 | | | 888 | 152 | 1 | |
| Kokomo city | 1,481 | 1,582 | 32 | 28 | 55 | 61 | 1 | | 2,120 | 159 | 78 | 3 | 2,836 | 262 | 109 | 2 |
| Lafayette city | 2,449 | 2,827 | 48 | 60 | 55 | 48 | | | 3,839 | 398 | 97 | 7 | 4,182 | 1,052 | 111 | 7 |
| Laporte city | 961 | 1,024 | 37 | 49 | 8 | 8 | | | 1,167 | 242 | 16 | 1 | 1,440 | 649 | 21 | 1 |
| Lawrenceburg city | 681 | 675 | 3 | 2 | 6 | 14 | | | 854 | 46 | 10 | | 1,030 | 199 | 28 | |
| Lebanon city | 671 | 706 | 1 | 2 | 7 | 11 | | | 929 | 11 | 10 | | 1,276 | 30 | 12 | 1 |
| Linton city | 497 | 548 | 19 | 8 | | | | | 628 | 76 | | | 764 | 181 | | 2 |
| Logansport city | 2,320 | 2,415 | 32 | 36 | 22 | 27 | | | 3,272 | 276 | 42 | 2 | 4,040 | 725 | 55 | 2 |
| Madison city | 1,097 | 1,093 | 3 | 5 | 89 | 98 | | | 1,865 | 47 | 113 | | 1,756 | 257 | 156 | 1 |
| Marion city | 2,490 | 2,594 | 20 | 23 | 115 | 98 | 4 | 8 | 3,799 | 183 | 161 | 12 | 4,737 | 811 | 196 | 13 |
| Martinsville city | 577 | 623 | | | 7 | 5 | | | 815 | 6 | 14 | | 1,154 | 29 | 16 | |
| Michigan City | 2,223 | 2,220 | 206 | 180 | 10 | 5 | | | 2,701 | 1,011 | 133 | | 2,911 | 1,785 | 162 | |
| Mishawaka city | 793 | 776 | 42 | 40 | 6 | 1 | | | 1,161 | 267 | 8 | 1 | 1,364 | 419 | 9 | 3 |
| Montpelier city | 504 | 506 | 14 | 23 | | | | | 742 | 57 | 3 | | 952 | 117 | 4 | |
| Mt. Vernon city | 637 | 678 | 1 | 1 | 142 | 169 | | | 858 | 28 | 208 | | 1,068 | 127 | 266 | |
| Muncie city | 3,097 | 3,006 | 57 | 52 | 102 | 122 | | | 4,875 | 265 | 213 | 8 | 5,707 | 685 | 252 | 8 |
| New Albany city | 2,791 | 3,015 | 18 | 22 | 308 | 347 | | | 3,772 | 167 | 886 | | 4,559 | 659 | 520 | |
| New Castle town | 387 | 435 | 1 | 1 | 23 | 39 | | 1 | 683 | 13 | 37 | 3 | 988 | 42 | 50 | 5 |
| Noblesville city | 784 | *713 | 4 | 4 | 20 | 56 | | | 975 | 22 | 40 | | 1,287 | 51 | 72 | 2 |
| North Vernon city | 393 | 419 | 4 | 1 | 20 | 24 | | | 637 | 16 | 25 | 1 | 746 | 89 | 31 | 1 |
| Peru city | 1,222 | 1,260 | 17 | 38 | 8 | 8 | | | 1,765 | 145 | 16 | 1 | 2,226 | 360 | 27 | 1 |
| Plymouth city | 567 | 603 | 4 | 4 | | | | | 683 | 80 | 1 | | 926 | 116 | 1 | |
| Portland city | 714 | 766 | | 1 | 8 | 18 | | | 933 | 13 | 16 | | 1,347 | 39 | 28 | |
| Princeton city | 796 | 865 | 1 | | 103 | 114 | | | 1,232 | 41 | 138 | | 1,489 | 111 | 179 | |
| Richmond city | 2,428 | 2,369 | 32 | 35 | 148 | 178 | | | 3,477 | 233 | 196 | 5 | 4,511 | 639 | 303 | 6 |
| Rochester town | 483 | 530 | 1 | 2 | | 2 | | | 662 | 15 | 7 | | 953 | 60 | 10 | |
| Rockport town | 349 | 376 | 2 | 2 | 35 | 96 | | | 509 | 6 | 112 | 2 | 627 | 57 | 152 | 2 |
| Rushville city | 589 | 657 | 4 | 3 | 41 | 47 | | | 891 | 33 | 56 | | 1,214 | 92 | 78 | |
| Seymour city | 949 | 1,048 | 3 | 4 | 39 | 25 | | | 1,304 | 51 | 41 | | 1,579 | 161 | 62 | |
| Shelbyville city | 949 | 980 | 12 | 8 | 50 | 42 | | | 1,456 | 60 | 51 | 1 | 1,985 | 165 | 70 | 2 |
| South Bend city | 5,165 | 5,210 | 674 | 640 | 39 | 77 | 1 | | 5,388 | 2,847 | 186 | 17 | 6,213 | 3,956 | 211 | 17 |
| Sullivan town | 450 | 489 | 1 | | 7 | 8 | | | 653 | 11 | 14 | | 897 | 30 | 14 | |
| Tell City | 465 | 475 | 4 | 3 | 19 | 18 | | | 465 | 38 | 16 | | 462 | 186 | 22 | |
| Terre Haute city | 4,746 | 5,361 | 46 | 78 | 199 | 240 | 1 | | 7,006 | 637 | 396 | 6 | 9,106 | 1,485 | 492 | 6 |
| Tipton city | 573 | 632 | 1 | 2 | | | | | 783 | 15 | 2 | | 1,050 | 51 | 2 | |
| Union City | 342 | 425 | | | 2 | 1 | | | 513 | 13 | 3 | | 772 | 58 | 4 | |
| Valparaiso city | 930 | 935 | 17 | 21 | 1 | | | | 1,560 | 147 | 1 | 1 | 1,688 | 329 | 1 | 1 |
| Vincennes city | 1,529 | 1,623 | 10 | 12 | 65 | 77 | | | 2,034 | 102 | 94 | 2 | 2,384 | 382 | 129 | 3 |
| Wabash city | 1,235 | 1,377 | 19 | 20 | 2 | 23 | | | 1,780 | 124 | 32 | 1 | 2,225 | 263 | 36 | 2 |
| Warsaw city | 541 | 596 | 2 | | 3 | 4 | | | 744 | 23 | 4 | | 1,141 | 60 | 12 | |
| Washington city | 1,365 | 1,372 | 4 | 4 | 38 | 45 | | | 1,796 | 80 | 55 | | 2,103 | 215 | 73 | |
| Whiting town | 437 | 422 | 87 | 99 | | | | | 561 | 876 | 1 | | 877 | 1,007 | 1 | 3 |
| Winchester city | 558 | 546 | | | 11 | 9 | | | 705 | 8 | 13 | 1 | 1,038 | 33 | 18 | 2 |
| Indian Territory: | | | | | | | | | | | | | | | | |
| Ardmore town | 754 | 788 | 1 | 1 | 168 | 225 | 24 | 35 | 952 | 36 | 254 | 37 | 1,193 | 73 | 313 | 38 |
| Chickasha town | 443 | 462 | | 1 | 33 | 43 | | | 707 | 21 | 56 | 1 | 894 | 41 | 74 | 4 |
| Coalgate town | 384 | 420 | 49 | 43 | 14 | 18 | | | 374 | 151 | 118 | | 407 | 209 | 123 | |
| Durant town | 498 | 545 | | | 1 | | 32 | 39 | 602 | 12 | | 18 | 760 | 21 | | 19 |
| Muscogee town | 396 | 427 | 2 | 3 | 146 | 213 | 98 | 85 | 660 | 37 | 239 | 125 | 313 | 64 | 329 | 115 |
| South McAlester town | 418 | 493 | 2 | 6 | 118 | 97 | 6 | 4 | 746 | 50 | 198 | 8 | 855 | 80 | 194 | 9 |
| Iowa: | | | | | | | | | | | | | | | | |
| Albia city | 388 | 458 | | 9 | 20 | 20 | | | 536 | 29 | 20 | | 758 | 61 | 29 | |
| Algona city | 451 | 449 | 14 | 30 | | | | | 501 | 85 | | | 666 | 172 | | |
| Anamosa city | 379 | 363 | 9 | 3 | 4 | 7 | | | 773 | 84 | 26 | | 990 | 163 | 30 | |
| Atlantic city | 745 | 893 | 13 | 23 | | | | | 874 | 149 | 3 | 1 | 1,164 | 315 | 3 | 1 |
| Belle Plaine city | 495 | 516 | 13 | 20 | | 2 | | | 642 | 107 | 3 | | 778 | 202 | 4 | |
| Boone city | 1,317 | 1,396 | 49 | 68 | 18 | 6 | | | 1,523 | 353 | 14 | | 1,901 | 604 | 16 | |
| Burlington city | 3,410 | 3,562 | 143 | 183 | 60 | 64 | | | 3,707 | 922 | 99 | 3 | 4,337 | 2,175 | 133 | 4 |
| Carroll city | 433 | 513 | 8 | 15 | 6 | 3 | | | 426 | 82 | 4 | | 555 | 208 | 5 | |
| Cedar Falls city | 712 | 829 | 29 | 34 | | | 1 | | 863 | 184 | | 1 | 1,114 | 405 | | 1 |
| Cedar Rapids city | 3,703 | 3,964 | 186 | 238 | 25 | 40 | | | 4,480 | 1,218 | 51 | | 5,843 | 2,044 | 70 | |
| Centerville city | 805 | 827 | 21 | 26 | 27 | 24 | | | 909 | 147 | 36 | | 1,189 | 254 | 41 | |
| Chariton city | 613 | 635 | 9 | 15 | 15 | 24 | | | 653 | 70 | 19 | | 947 | 151 | 24 | |
| Charles City | 535 | 713 | 13 | 29 | | | | | 691 | 134 | 2 | | 886 | 347 | 3 | |
| Cherokee city | 534 | 672 | 9 | 24 | | 3 | | | 691 | 144 | 3 | | 902 | 237 | 3 | |
| Clarinda city | 492 | 525 | 3 | 3 | 22 | 27 | | | 531 | 30 | 23 | | 787 | 68 | 29 | |
| Clinton city | 3,304 | 3,539 | 216 | 265 | 29 | 22 | | | 3,376 | 1,283 | 38 | 1 | 3,998 | 2,562 | 61 | 1 |
| Council Bluffs city | 4,074 | 4,145 | 135 | 186 | 37 | 23 | 2 | | 4,308 | 1,007 | 60 | 1 | 5,779 | 1,774 | 89 | 1 |
| Cresco city | 356 | 489 | 12 | 18 | 2 | 2 | | | 444 | 73 | 5 | | 610 | 211 | 6 | |
| Creston city | 1,219 | 1,302 | 21 | 22 | 5 | 5 | | | 1,429 | 174 | 11 | | 1,809 | 331 | 17 | |
| Davenport city | 5,088 | 5,186 | 249 | 287 | 62 | 67 | 1 | | 5,372 | 1,379 | 141 | 2 | 6,039 | 4,160 | 170 | 3 |
| Decorah city | 407 | 459 | 12 | 21 | | | | | 511 | 133 | 1 | 2 | 698 | 345 | 1 | 2 |
| Denison city | 408 | 458 | 17 | 31 | 1 | 2 | | | 461 | 123 | 2 | | 546 | 266 | 3 | |

¹ Includes all persons of negro descent.

² Chinese, Japanese, and Indians.

TABLE 27.—PERSONS OF SCHOOL, MILITIA, AND VOTING AGES, BY SEX, GENERAL NATIVITY, AND COLOR, FOR PLACES HAVING 2,500 INHABITANTS OR MORE: 1900—Continued.

| CITIES, TOWNS, VILLAGES, AND BOROUGH. | 5 TO 20 YEARS, INCLUSIVE. | | | | | | | | MALES 18 TO 44 YEARS, INCLUSIVE. | | | | MALES 21 YEARS AND OVER. | | | |
|---------------------------------------|---------------------------|-----------|----------------|-----------|---------------------|-----------|-----------------------------|-----------|----------------------------------|----------------|---------------------|-----------------------------|--------------------------|----------------|---------------------|-----------------------------|
| | Native white. | | Foreign white. | | Negro. ¹ | | Other colored. ² | | Native white. | Foreign white. | Negro. ¹ | Other colored. ² | Native white. | Foreign white. | Negro. ¹ | Other colored. ² |
| | Males. | Fe-males. | Males. | Fe-males. | Males. | Fe-males. | Males. | Fe-males. | | | | | | | | |
| Iowa—Continued. | | | | | | | | | | | | | | | | |
| Des Moines city | 8,589 | 8,879 | 303 | 391 | 280 | 241 | | | 11,840 | 2,220 | 480 | 4 | 14,495 | 3,815 | 597 | 4 |
| Ward 1 | 1,370 | 1,437 | 17 | 31 | 7 | 20 | | | 1,815 | 165 | 26 | | 2,315 | 315 | 36 | |
| Ward 2 | 1,096 | 1,173 | 21 | 30 | 17 | 30 | | | 1,765 | 205 | 47 | 1 | 2,147 | 374 | 54 | 1 |
| Ward 3 | 1,295 | 1,843 | 44 | 50 | 72 | 82 | | | 2,551 | 282 | 162 | 1 | 3,083 | 467 | 200 | 1 |
| Ward 4 | 1,201 | 1,233 | 41 | 80 | 65 | 47 | | | 1,842 | 339 | 138 | 1 | 2,276 | 602 | 169 | 1 |
| Ward 5 | 1,116 | 1,188 | 95 | 103 | 27 | 25 | | | 1,334 | 603 | 47 | 1 | 1,559 | 946 | 57 | 1 |
| Ward 6 | 1,716 | 1,705 | 65 | 72 | 29 | 22 | | | 1,710 | 462 | 46 | | 2,084 | 848 | 63 | |
| Ward 7 | 795 | 800 | 20 | 25 | 13 | 15 | | | 823 | 164 | 14 | | 1,031 | 263 | 18 | |
| Dubuque city | 5,171 | 5,601 | 239 | 253 | 17 | 8 | | | 7,088 | 1,538 | 36 | 2 | 7,572 | 3,353 | 50 | 2 |
| Eagle Grove city | 554 | 539 | 16 | 39 | 1 | | | | 647 | 137 | 1 | 2 | 786 | 243 | | 2 |
| Estherville city | 477 | 458 | 22 | 27 | | 3 | | | 743 | 142 | 2 | | 829 | 234 | 2 | |
| Fairfield city | 680 | 684 | 6 | 3 | 9 | 8 | | | 966 | 42 | 16 | | 1,319 | 107 | 21 | |
| Fort Dodge city | 1,857 | 2,010 | 68 | 79 | 23 | 26 | | | 2,475 | 504 | 38 | 2 | 2,711 | 900 | 41 | 2 |
| Fort Madison city | 1,382 | 1,360 | 18 | 27 | 28 | 32 | 1 | | 1,983 | 219 | 80 | 2 | 2,295 | 545 | 99 | 2 |
| Glenwood city | 684 | 588 | 13 | 10 | 9 | 4 | | | 570 | 36 | 5 | | 674 | 57 | 8 | |
| Grinnell city | 471 | 582 | 3 | 16 | 4 | 4 | | | 735 | 53 | 4 | | 1,011 | 135 | 7 | |
| Hampton city | 452 | 436 | 4 | 4 | 1 | | | | 585 | 39 | 2 | 2 | 713 | 105 | 2 | 3 |
| Independence city | 464 | 563 | 4 | 8 | 3 | 3 | | | 562 | 47 | 3 | | 849 | 204 | 5 | |
| Indianola city | 460 | 544 | 2 | 7 | 3 | 6 | | | 543 | 18 | 9 | 1 | 844 | 53 | 11 | 1 |
| Iowa City | 1,054 | 1,177 | 28 | 33 | 5 | 7 | | | 1,379 | 199 | 13 | 2 | 1,644 | 608 | 21 | 2 |
| Iowa Falls city | 408 | 416 | 2 | 15 | 1 | 4 | | | 575 | 60 | 3 | | 753 | 129 | 4 | |
| Jefferson city | 399 | 434 | | | | | | | 476 | 33 | 2 | | 663 | 87 | 3 | |
| Keokuk city | 1,975 | 1,995 | 30 | 43 | 165 | 175 | | | 2,591 | 273 | 248 | | 3,075 | 818 | 375 | |
| Knoxville city | 415 | 506 | | | 3 | 8 | | | 550 | 12 | 3 | 1 | 843 | 45 | 5 | 1 |
| Lake City | 380 | 410 | 4 | 4 | | | | | 647 | 59 | | | 802 | 97 | | |
| Le Mars city | 683 | 745 | 46 | 53 | | | | | 535 | 206 | | | 667 | 460 | | |
| Manchester city | 365 | 387 | 6 | 15 | | | | | 507 | 32 | | | 762 | 108 | | |
| Maquoketa city | 535 | 583 | 3 | 19 | | | | | 649 | 51 | | | 943 | 167 | 1 | 1 |
| Marion city | 551 | 636 | 7 | 11 | 2 | 1 | | | 807 | 66 | 6 | | 1,096 | 152 | 6 | |
| Marshalltown city | 1,576 | 1,736 | 48 | 75 | 14 | 27 | | | 1,936 | 470 | 32 | 2 | 2,663 | 780 | 48 | 2 |
| Mason City | 362 | 985 | 29 | 30 | 4 | 8 | | | 1,383 | 292 | 21 | | 1,694 | 495 | 27 | 1 |
| Missouri Valley city | 593 | 669 | 11 | 17 | | 1 | | | 760 | 138 | 3 | | 953 | 208 | 4 | |
| Mt. Pleasant city | 492 | 565 | 2 | 5 | 43 | 66 | | | 651 | 37 | 60 | | 980 | 135 | 94 | |
| Muscatine city | 2,143 | 2,160 | 115 | 135 | 13 | 23 | | | 2,441 | 555 | 27 | | 2,868 | 1,125 | 44 | |
| Newton city | 477 | 531 | 1 | 6 | 12 | 7 | | | 672 | 37 | 11 | | 995 | 107 | 20 | |
| Oelwein city | 664 | 608 | 40 | 19 | | | | | 1,592 | 392 | 7 | | 1,693 | 522 | 7 | |
| Osage city | 363 | 420 | 8 | 16 | 3 | 2 | | | 474 | 41 | 1 | | 631 | 119 | 4 | |
| Osceola city | 345 | 393 | | 3 | 6 | 5 | | | 466 | 15 | 8 | | 691 | 42 | 16 | |
| Oskaloosa city | 1,234 | 1,326 | 21 | 35 | 48 | 54 | | | 1,788 | 151 | 71 | 3 | 2,419 | 306 | 115 | 3 |
| Ottumwa city | 2,714 | 2,932 | 55 | 76 | 107 | 108 | | | 3,342 | 430 | 147 | 1 | 4,112 | 380 | 177 | 1 |
| Pella city | 376 | 435 | 29 | 28 | | | | | 354 | 79 | | | 359 | 346 | | |
| Perry city | 631 | 638 | 7 | 13 | | | | | 815 | 67 | 2 | | 1,036 | 122 | 2 | |
| Red Oak city | 626 | 714 | 16 | 27 | 4 | 6 | | | 705 | 90 | 10 | | 1,003 | 213 | 17 | |
| Shenandoah city | 552 | 537 | 4 | 12 | 1 | 1 | | | 710 | 49 | 1 | | 965 | 117 | 2 | |
| Sioux City | 4,681 | 4,948 | 292 | 334 | 39 | 29 | | | 5,913 | 2,155 | 83 | 2 | 6,801 | 3,170 | 106 | 5 |
| Spencer city | 426 | 489 | 23 | 17 | | | | | 537 | 111 | 1 | | 794 | 182 | 1 | |
| Tama city | 395 | 426 | 8 | 10 | 2 | | | | 531 | 65 | 4 | | 670 | 128 | 2 | |
| Tipton city | 327 | 362 | 7 | 3 | 2 | 3 | | | 521 | 28 | 15 | | 718 | 78 | 20 | 1 |
| Vinton city | 514 | 552 | 5 | 5 | 1 | 2 | | | 635 | 45 | 2 | | 955 | 105 | 3 | |
| Washington city | 549 | 599 | 2 | 9 | 8 | 11 | | | 748 | 24 | 11 | | 1,138 | 93 | 21 | |
| Waterloo city | 1,722 | 1,893 | 44 | 43 | 4 | 4 | | | 2,647 | 320 | 8 | | 3,208 | 666 | 6 | |
| Waverly city | 437 | 504 | 6 | 14 | | | | | 553 | 87 | 1 | | 727 | 226 | 2 | |
| Webster City | 664 | 751 | 13 | 17 | 4 | 5 | | | 804 | 115 | 8 | 1 | 1,122 | 202 | 9 | 1 |
| What Cheer city | 459 | 443 | 29 | 42 | | | | | 349 | 146 | 2 | | 465 | 260 | 3 | |
| Winterset city | 462 | 480 | 1 | 1 | | | | | 536 | 20 | 1 | | 829 | 42 | 3 | |
| Kansas: | | | | | | | | | | | | | | | | |
| Abilene city | 531 | 547 | | 7 | 32 | 39 | | | 617 | 30 | 24 | | 856 | 95 | 33 | |
| Argentine city | 343 | 840 | 34 | 27 | 100 | 99 | | | 1,133 | 210 | 154 | | 1,295 | 327 | 194 | |
| Arkansas City | 326 | 989 | | 5 | 51 | 56 | | | 1,211 | 36 | 52 | | 1,605 | 91 | 75 | |
| Atchison city | 2,035 | 2,256 | 33 | 50 | 463 | 459 | | | 2,602 | 276 | 522 | | 3,212 | 639 | 716 | |
| Chanute city | 637 | 681 | 8 | 7 | 37 | 32 | | | 800 | 56 | 34 | | 1,025 | 102 | 45 | |
| Cherryvale city | 512 | 606 | | | 25 | 29 | | | 663 | 9 | 44 | | 917 | 80 | 48 | |
| Clay Center city | 438 | 523 | 4 | 3 | 26 | 30 | | | 473 | 60 | 31 | | 635 | 150 | 44 | |
| Coffeyville city | 668 | 682 | 3 | 9 | 136 | 131 | 2 | 8 | 933 | 37 | 161 | 1 | 1,176 | 82 | 193 | 1 |
| Concordia city | 500 | 573 | 5 | 4 | | 3 | | | 594 | 62 | 12 | | 813 | 154 | 13 | |
| Eldorado city | 553 | 615 | 4 | 2 | 16 | 16 | | | 586 | 17 | 9 | | 872 | 61 | 15 | |
| Emporia city | 1,087 | 1,286 | 17 | 23 | 132 | 129 | | | 1,312 | 135 | 109 | 2 | 1,804 | 333 | 176 | 2 |
| Fort Scott city | 1,286 | 1,593 | 13 | 12 | 241 | 221 | | | 1,684 | 84 | 203 | | 2,348 | 253 | 294 | 1 |
| Galena city | 1,522 | 1,554 | 3 | 1 | 112 | 110 | 2 | 2 | 2,261 | 91 | 130 | 2 | 2,357 | 165 | 166 | 2 |
| Hiawatha city | 391 | 420 | 1 | 4 | 42 | 49 | | | 440 | 27 | 44 | 1 | 651 | 72 | 52 | 2 |
| Holton city | 466 | 506 | 5 | 4 | 23 | 32 | | | 494 | 38 | 19 | | 696 | 98 | 34 | |
| Horton city | 509 | 545 | 6 | 6 | 12 | 11 | | | 680 | 67 | 16 | 1 | 837 | 119 | 25 | 1 |
| Hutchinson city | 1,437 | 1,552 | 12 | 18 | 120 | 67 | | | 1,834 | 115 | 107 | 2 | 2,378 | 216 | 109 | 2 |
| Independence city | 730 | 832 | | 3 | 64 | 67 | | | 922 | 33 | 59 | | 1,204 | 99 | 80 | |
| Iola city | 533 | 907 | 8 | 12 | 43 | 39 | | | 1,151 | 70 | 44 | | 1,581 | 134 | 56 | |
| Junction city | 691 | 747 | 14 | 14 | 66 | 46 | | | 770 | 110 | 45 | | 964 | 279 | 75 | |

¹ Includes all persons of negro descent.

² Chinese, Japanese, and Indians.

STATISTICS OF POPULATION.

TABLE 27.—PERSONS OF SCHOOL, MILITIA, AND VOTING AGES, BY SEX, GENERAL NATIVITY, AND COLOR, FOR PLACES HAVING 2,500 INHABITANTS OR MORE: 1900—Continued.

| CITIES, TOWNS, VILLAGES, AND BOROUGHES. | 5 TO 20 YEARS, INCLUSIVE. | | | | | | | | MALES 18 TO 44 YEARS, INCLUSIVE. | | | | MALES 21 YEARS AND OVER. | | | |
|--|---------------------------|---------------|----------------|---------------|---------------------|---------------|-----------------------------|---------------|-------------------------------------|----------------|---------------------|-----------------------------|--------------------------|----------------|---------------------|-----------------------------|
| | Native white. | | Foreign white. | | Negro. ¹ | | Other colored. ² | | Native white. | Foreign white. | Negro. ¹ | Other colored. ² | Native white. | Foreign white. | Negro. ¹ | Other colored. ² |
| | Males. | Fe- males. | Males. | Fe- males. | Males. | Fe- males. | Males. | Fe- males. | | | | | | | | |
| Kansas—Continued. | | | | | | | | | | | | | | | | |
| Kansas City | 6,949 | 6,908 | 323 | 294 | 989 | 1,115 | | | 8,791 | 2,309 | 1,533 | 4 | 10,257 | 3,392 | 1,934 | 6 |
| Ward 1 | 627 | 702 | 130 | 82 | 132 | 104 | | | 733 | 712 | 215 | 2 | 817 | 855 | 258 | 2 |
| Ward 2 | 1,060 | 996 | 33 | 44 | 333 | 356 | | | 1,318 | 246 | 486 | | 1,548 | 417 | 619 | 1 |
| Ward 3 | 1,281 | 1,168 | 13 | 21 | 353 | 435 | | | 1,478 | 170 | 509 | | 1,819 | 315 | 676 | |
| Ward 4 | 910 | 949 | 22 | 25 | 68 | 100 | | | 1,226 | 221 | 123 | | 1,441 | 379 | 149 | 1 |
| Ward 5 | 1,300 | 1,284 | 70 | 32 | 59 | 81 | | | 1,464 | 503 | 99 | | 1,679 | 758 | 126 | |
| Ward 6 | 1,771 | 1,809 | 55 | 40 | 44 | 39 | | | 2,572 | 457 | 101 | 2 | 2,953 | 668 | 106 | 2 |
| Lawrence city | 1,231 | 1,390 | 10 | 19 | 337 | 402 | | | 1,494 | 143 | 319 | 1 | 2,152 | 380 | 521 | 2 |
| Leavenworth city | 2,658 | 2,807 | 129 | 141 | 465 | 500 | | | 2,860 | 733 | 555 | 1 | 3,482 | 1,669 | 821 | 3 |
| McPherson city | 456 | 503 | 6 | 13 | 11 | 3 | | | 507 | 79 | 9 | | 696 | 160 | 9 | |
| Manhattan city | 487 | 499 | 7 | 9 | 56 | 50 | | | 656 | 43 | 59 | | 801 | 109 | 86 | |
| Newton city | 895 | 948 | 41 | 48 | 41 | 37 | | | 1,055 | 173 | 49 | | 1,369 | 338 | 72 | 1 |
| Olathe city | 485 | 597 | 3 | 6 | 41 | 46 | 1 | 1 | 535 | 27 | 34 | | 812 | 87 | 66 | 1 |
| Osage city | 419 | 403 | 36 | 28 | 44 | 38 | | | 275 | 180 | 37 | | 358 | 334 | 51 | 1 |
| Osawatimie city | 448 | 479 | 5 | 2 | 44 | 42 | | | 920 | 79 | 62 | 3 | 1,180 | 173 | 90 | 3 |
| Ottawa city | 938 | 1,134 | 10 | 11 | 107 | 106 | | | 1,053 | 58 | 86 | 1 | 1,629 | 159 | 138 | 2 |
| Paola city | 409 | 458 | | | 97 | 80 | | | 440 | 21 | 73 | | 685 | 67 | 123 | |
| Parsons city | 1,076 | 1,158 | 6 | 12 | 123 | 157 | | 3 | 1,328 | 77 | 125 | | 1,749 | 185 | 203 | 1 |
| Pittsburg city | 1,569 | 1,747 | 34 | 64 | 53 | 62 | | | 1,952 | 268 | 107 | | 2,352 | 452 | 109 | |
| Rosedale city | 480 | 485 | 16 | 7 | 60 | 85 | | | 491 | 129 | 57 | | 586 | 206 | 92 | |
| Salina city | 903 | 992 | 21 | 15 | 64 | 68 | | | 1,129 | 125 | 62 | | 1,372 | 287 | 98 | |
| Topeka city | 4,064 | 4,560 | 158 | 172 | 318 | 903 | | 1 | 5,124 | 751 | 379 | 3 | 6,929 | 1,473 | 1,252 | 3 |
| Weir city | 428 | 457 | 37 | 43 | 30 | 34 | | | 447 | 134 | 88 | | 486 | 240 | 107 | |
| Wellington city | 655 | 649 | 1 | 3 | 26 | 23 | | | 943 | 26 | 42 | | 1,204 | 66 | 45 | |
| Wichita city | 3,443 | 3,874 | 49 | 80 | 218 | 254 | | | 4,661 | 337 | 330 | 1 | 6,313 | 711 | 416 | 2 |
| Winfield city | 805 | 844 | 3 | 2 | 45 | 45 | 4 | 3 | 1,030 | 46 | 56 | 2 | 1,412 | 127 | 82 | |
| Kentucky: | | | | | | | | | | | | | | | | |
| Ashland city | 1,032 | 1,158 | 3 | 7 | 90 | 75 | 6 | | 1,451 | 42 | 150 | 5 | 1,627 | 145 | 154 | 3 |
| Bellevue city | 1,076 | 1,094 | 16 | 22 | 3 | 4 | | | 1,159 | 158 | 4 | | 1,277 | 374 | 6 | |
| Bowling Green city | 845 | 905 | 5 | 6 | 401 | 479 | | | 1,193 | 39 | 464 | | 1,509 | 104 | 606 | |
| Catlettsburg city | 470 | 499 | | | 29 | 35 | | | 594 | 13 | 58 | 2 | 746 | 23 | 74 | 3 |
| Covington city | 6,435 | 6,736 | 66 | 87 | 319 | 407 | 1 | | 7,731 | 839 | 585 | 13 | 8,341 | 2,525 | 716 | 16 |
| Cynthiana city | 297 | 357 | 5 | 4 | 162 | 198 | | | 443 | 20 | 217 | 1 | 612 | 44 | 283 | 1 |
| Danville city | 436 | 457 | 3 | 6 | 283 | 336 | | | 450 | 18 | 377 | | 574 | 41 | 526 | |
| Dayton city | 952 | 1,013 | 15 | 11 | 10 | 14 | | | 1,133 | 135 | 16 | | 1,310 | 329 | 15 | |
| Earlington city | 342 | 326 | | | 171 | 160 | | | 516 | 7 | 313 | | 561 | 39 | 328 | |
| Frankfort city | 956 | 884 | 12 | 8 | 479 | 484 | | | 1,635 | 62 | 1,161 | 3 | 1,958 | 130 | 1,294 | 3 |
| Fulton town | 288 | 304 | 5 | 2 | 140 | 137 | | | 563 | 24 | 301 | | 675 | 30 | 297 | |
| Georgetown town | 333 | 354 | | 1 | 230 | 307 | | | 476 | 20 | 313 | | 602 | 45 | 445 | |
| Harrodsburg city | 250 | 257 | | | 181 | 176 | | | 306 | 5 | 135 | | 482 | 13 | 288 | |
| Henderson city | 1,005 | 1,107 | 8 | 13 | 655 | 722 | | | 1,245 | 61 | 375 | 2 | 1,532 | 173 | 1,035 | 2 |
| Hopkinsville city | 602 | 666 | 8 | 7 | 507 | 639 | | | 811 | 29 | 556 | | 1,099 | 55 | 730 | |
| Lebanon city | 304 | 352 | | 2 | 199 | 180 | | | 400 | 4 | 206 | | 533 | 17 | 263 | |
| Lexington city | 2,208 | 2,273 | 20 | 23 | 1,409 | 1,764 | | | 3,531 | 179 | 2,065 | 2 | 4,592 | 483 | 2,642 | 2 |
| Louisville city | 24,820 | 25,655 | 586 | 633 | 5,065 | 5,720 | | | 33,421 | 4,381 | 10,413 | 2 | 37,096 | 10,047 | 12,416 | 2 |
| Ward 1 | 2,705 | 2,606 | 37 | 39 | 231 | 242 | | | 3,236 | 354 | 357 | | 3,524 | 969 | 405 | |
| Ward 2 | 2,567 | 2,651 | 51 | 67 | 116 | 132 | | | 2,766 | 516 | 193 | | 2,772 | 1,199 | 234 | |
| Ward 3 | 2,638 | 2,727 | 39 | 41 | 540 | 589 | | | 3,007 | 439 | 357 | | 3,208 | 1,129 | 1,051 | |
| Ward 4 | 1,327 | 1,329 | 67 | 33 | 463 | 517 | | | 1,700 | 331 | 304 | | 1,816 | 760 | 988 | |
| Ward 5 | 1,559 | 1,642 | 115 | 114 | 423 | 536 | | | 2,339 | 459 | 1,093 | | 2,809 | 842 | 1,310 | |
| Ward 6 | 1,266 | 1,307 | 42 | 64 | 270 | 227 | | | 1,889 | 202 | 606 | 2 | 2,274 | 426 | 702 | 2 |
| Ward 7 | 1,271 | 1,243 | 13 | 24 | 210 | 208 | | | 2,420 | 152 | 693 | | 2,850 | 335 | 789 | |
| Ward 8 | 820 | 898 | 39 | 46 | 341 | 393 | | | 1,699 | 203 | 914 | | 1,983 | 413 | 1,055 | |
| Ward 9 | 770 | 832 | 39 | 41 | 513 | 605 | | | 1,378 | 277 | 1,394 | | 1,579 | 486 | 1,596 | |
| Ward 10 | 1,135 | 1,194 | 29 | 31 | 317 | 373 | | | 1,738 | 234 | 1,720 | | 2,044 | 636 | 2,072 | |
| Ward 11 | 3,933 | 4,113 | 60 | 77 | 785 | 371 | | | 5,123 | 634 | 1,239 | | 5,454 | 1,494 | 1,579 | |
| Ward 12 | 4,779 | 5,063 | 50 | 56 | 346 | 427 | | | 6,061 | 530 | 493 | | 6,733 | 1,353 | 635 | |
| Ludlow town | 544 | 562 | 3 | 3 | 3 | 4 | | | 654 | 65 | 5 | | 743 | 173 | 9 | |
| Madisonville city | 333 | 363 | 1 | 3 | 245 | 246 | | | 453 | 10 | 334 | | 634 | 19 | 365 | |
| Mayfield city | 481 | 604 | | | 161 | 153 | | | 697 | 3 | 139 | | 843 | 14 | 222 | |
| Maysville city | 754 | 765 | 2 | 1 | 166 | 137 | | | 1,043 | 26 | 235 | | 1,417 | 111 | 305 | |
| Middlesboro town | 559 | 565 | 5 | 5 | 139 | 138 | | | 790 | 33 | 273 | | 858 | 66 | 277 | |
| Mt. Sterling city | 344 | 377 | | 1 | 201 | 219 | 1 | | 463 | 14 | 219 | 1 | 631 | 33 | 285 | 1 |
| Newport city | 4,297 | 4,507 | 99 | 96 | 62 | 74 | | | 5,443 | 633 | 73 | | 5,775 | 1,823 | 104 | |
| Owensboro city | 1,637 | 1,730 | 3 | 3 | 532 | 576 | | | 2,054 | 34 | 617 | 1 | 2,559 | 151 | 752 | 2 |
| Paducah city | 2,094 | 2,154 | 11 | 8 | 396 | 955 | 1 | 2 | 3,359 | 107 | 1,211 | 5 | 3,839 | 279 | 1,712 | 5 |
| Paris city | 363 | 447 | 2 | | 234 | 289 | | | 671 | 17 | 306 | 1 | 870 | 69 | 423 | 1 |
| Princeton town | 233 | 239 | | 1 | 206 | 209 | | | 342 | 6 | 211 | | 423 | 15 | 244 | |
| Richmond city | 412 | 387 | 4 | | 321 | 455 | | | 611 | 18 | 351 | | 744 | 27 | 456 | |
| Russellville city | 267 | 206 | | 1 | 174 | 190 | | | 353 | 7 | 172 | | 423 | 19 | 242 | |
| Shelbyville city | 205 | 237 | 3 | 1 | 231 | 273 | | | 363 | 19 | 274 | | 466 | 33 | 379 | |
| Somerset city | 446 | 504 | 1 | 1 | 98 | 111 | | | 591 | 15 | 109 | | 716 | 33 | 135 | |
| Winchester city | 432 | 457 | | 1 | 432 | 514 | | | 606 | 13 | 783 | | 816 | 42 | 1,019 | |
| Louisiana: | | | | | | | | | | | | | | | | |
| Alexandria town | 373 | 444 | 6 | 5 | 626 | 667 | | | 570 | 53 | 610 | 4 | 650 | 112 | 646 | 7 |
| Baton Rouge city | 897 | 790 | 14 | 2 | 1,016 | 1,142 | | | 1,005 | 94 | 1,903 | 9 | 1,063 | 162 | 2,107 | 11 |
| Crowley town | 396 | 393 | 8 | 9 | 335 | 362 | | | 577 | 104 | 436 | 1 | 662 | 134 | 465 | 1 |
| Donaldsonville town | 318 | 366 | 42 | 30 | 310 | 407 | | | 341 | 114 | 333 | 1 | 397 | 159 | 435 | 1 |
| Franklin town | 231 | 269 | 13 | 15 | 131 | 231 | 2 | 1 | 264 | 52 | 269 | 4 | 294 | 31 | 310 | 4 |

¹ Includes all persons of negro descent.² Chinese, Japanese, and Indians.

SCHOOL, MILITIA, AND VOTING AGES.

TABLE 27.—PERSONS OF SCHOOL, MILITIA, AND VOTING AGES, BY SEX, GENERAL NATIVITY, AND COLOR, FOR PLACES HAVING 2,500 INHABITANTS OR MORE: 1900—Continued.

| CITIES, TOWNS, VILLAGES, AND BOROUGHS. | 5 TO 20 YEARS, INCLUSIVE. | | | | | | | | MALES 18 TO 44 YEARS, INCLUSIVE. | | | | MALES 21 YEARS AND OVER. | | | |
|--|---------------------------|-----------|----------------|-----------|---------------------|-----------|-----------------------------|-----------|----------------------------------|----------------|---------------------|-----------------------------|--------------------------|----------------|---------------------|-----------------------------|
| | Native white. | | Foreign white. | | Negro. ¹ | | Other colored. ² | | Native white. | Foreign white. | Negro. ¹ | Other colored. ² | Native white. | Foreign white. | Negro. ¹ | Other colored. ² |
| | Males. | Fe-males. | Males. | Fe-males. | Males. | Fe-males. | Males. | Fe-males. | | | | | | | | |
| Louisiana—Cont'd. | | | | | | | | | | | | | | | | |
| Houma town | 338 | 359 | 14 | 19 | 259 | 243 | | | 353 | 50 | 258 | 2 | 411 | 79 | 326 | 2 |
| Lafayette town | 279 | 318 | 9 | 5 | 275 | 345 | | | 318 | 67 | 221 | | 365 | 107 | 303 | |
| Lake Charles town | 633 | 735 | 22 | 18 | 405 | 551 | | | 829 | 123 | 537 | 3 | 1,030 | 231 | 582 | 3 |
| Monroe city | 400 | 488 | 8 | 5 | 420 | 520 | | | 539 | 76 | 555 | | 631 | 138 | 642 | 2 |
| New Iberia town | 652 | 619 | 10 | 10 | 604 | 748 | | | 670 | 70 | 622 | 1 | 755 | 137 | 698 | 2 |
| New Orleans city | 32,773 | 34,334 | 1,045 | 1,102 | 11,711 | 13,571 | 15 | 5 | 33,579 | 5,873 | 16,019 | 325 | 41,609 | 13,603 | 19,809 | 419 |
| Ward 1 | 1,839 | 1,995 | 47 | 46 | 339 | 474 | | | 2,217 | 235 | 666 | 18 | 2,421 | 648 | 842 | 21 |
| Ward 2 | 1,823 | 2,016 | 73 | 92 | 434 | 533 | | | 2,078 | 419 | 962 | 19 | 2,844 | 397 | 1,124 | 16 |
| Ward 3 | 2,916 | 2,807 | 165 | 153 | 1,557 | 1,766 | 2 | 1 | 4,253 | 330 | 2,836 | 95 | 4,614 | 1,673 | 3,430 | 124 |
| Ward 4 | 1,441 | 1,525 | 41 | 47 | 570 | 748 | 3 | 2 | 1,833 | 386 | 875 | 27 | 2,053 | 829 | 1,055 | 41 |
| Ward 5 | 2,346 | 2,423 | 160 | 134 | 1,218 | 1,335 | 2 | 1 | 2,585 | 847 | 1,413 | 36 | 2,752 | 1,616 | 1,720 | 67 |
| Ward 6 | 1,778 | 1,856 | 127 | 153 | 439 | 536 | | | 1,832 | 533 | 609 | 10 | 2,048 | 1,010 | 774 | 15 |
| Ward 7 | 2,864 | 3,011 | 81 | 91 | 1,625 | 1,816 | | | 3,035 | 378 | 1,707 | 18 | 3,409 | 1,066 | 2,160 | 18 |
| Ward 8 | 1,771 | 1,918 | 14 | 24 | 261 | 298 | | | 1,936 | 149 | 309 | 7 | 2,031 | 495 | 372 | 9 |
| Ward 9 | 3,625 | 3,477 | 72 | 61 | 433 | 556 | | | 3,391 | 386 | 573 | 12 | 3,469 | 1,043 | 757 | 13 |
| Ward 10 | 2,598 | 2,970 | 48 | 57 | 711 | 832 | 1 | | 3,262 | 304 | 988 | 23 | 3,421 | 952 | 1,202 | 32 |
| Ward 11 | 2,800 | 2,936 | 41 | 49 | 965 | 1,117 | 1 | 1 | 3,231 | 287 | 1,372 | 15 | 3,486 | 856 | 1,659 | 16 |
| Ward 12 | 1,983 | 1,938 | 28 | 35 | 604 | 769 | 1 | | 1,640 | 245 | 781 | 14 | 2,712 | 692 | 967 | 18 |
| Ward 13 | 1,499 | 1,688 | 22 | 45 | 517 | 618 | | | 1,636 | 148 | 565 | 9 | 1,809 | 368 | 729 | 10 |
| Ward 14 | 1,190 | 1,293 | 24 | 32 | 292 | 315 | | 1 | 1,443 | 185 | 322 | 6 | 1,678 | 453 | 450 | 7 |
| Ward 15 | 1,393 | 1,460 | 80 | 53 | 1,024 | 1,108 | | | 1,595 | 382 | 1,276 | 8 | 1,706 | 674 | 1,637 | 3 |
| Ward 16 | 400 | 414 | 6 | 12 | 330 | 450 | | | 462 | 54 | 438 | | 492 | 138 | 606 | 1 |
| Ward 17 | 507 | 552 | 16 | 18 | 232 | 235 | | | 600 | 100 | 267 | 3 | 664 | 193 | 325 | 3 |
| Opelousas town | 225 | 256 | 6 | 3 | 302 | 343 | | | 268 | 26 | 253 | 1 | 319 | 38 | 309 | 1 |
| Plaquemine town | 272 | 318 | 7 | 7 | 281 | 349 | | | 318 | 60 | 471 | 2 | 371 | 88 | 535 | 3 |
| Shreveport city | 1,064 | 1,033 | 31 | 17 | 1,311 | 1,564 | 1 | | 1,761 | 264 | 1,735 | 8 | 2,067 | 434 | 2,133 | 9 |
| Thibodaux town | 308 | 362 | 18 | 11 | 235 | 297 | 2 | | 326 | 45 | 264 | 1 | 401 | 73 | 323 | 3 |
| Maine: | | | | | | | | | | | | | | | | |
| Auburn city | 1,540 | 1,621 | 214 | 232 | | | | | 1,959 | 592 | | | 3,061 | 752 | 1 | |
| Augusta city | 1,161 | 1,351 | 233 | 293 | 3 | 7 | | | 1,895 | 613 | 8 | 2 | 2,874 | 737 | 16 | 3 |
| Bangor city | 2,378 | 2,736 | 238 | 232 | 24 | 26 | | | 3,703 | 1,073 | 47 | 6 | 5,201 | 1,570 | 56 | 7 |
| Bath city | 1,271 | 1,213 | 143 | 132 | 1 | 5 | | | 1,854 | 539 | 11 | 9 | 2,613 | 777 | 15 | 10 |
| Belfast city | 543 | 567 | 3 | 1 | 1 | 5 | | | 789 | 18 | 3 | 1 | 1,369 | 53 | 3 | 1 |
| Biddeford city | 1,652 | 1,690 | 990 | 1,137 | | | 1 | | 1,453 | 1,733 | | 3 | 1,925 | 2,179 | | 3 |
| Brewer city | 533 | 615 | 75 | 81 | 3 | 4 | | | 786 | 237 | 3 | | 1,135 | 392 | 4 | |
| Bridgton town | 355 | 337 | 9 | 3 | | | | | 580 | 27 | | | 944 | 48 | | |
| Bristol town | 353 | 363 | 4 | 1 | 2 | 1 | | | 471 | 14 | 1 | | 798 | 21 | 2 | |
| Brunswick village | 577 | 535 | 236 | 234 | | | | | 558 | 466 | 2 | | 830 | 564 | 5 | |
| Calais city | 1,049 | 1,061 | 127 | 195 | 1 | 6 | 2 | 4 | 1,086 | 360 | 3 | 6 | 1,367 | 668 | 6 | 10 |
| Camden town | 338 | 374 | 6 | 8 | | | | | 537 | 34 | | | 850 | 53 | | |
| Caribou town | 799 | 822 | 119 | 90 | 1 | | | | 640 | 328 | 3 | | 763 | 466 | 3 | |
| Chelsea town | 127 | 123 | 2 | 1 | | | | | 172 | 11 | | | 1,357 | 1,052 | 3 | |
| Dexter town | 349 | 390 | 9 | 15 | | | | | 493 | 64 | | 2 | 810 | 113 | | 2 |
| Eastport city | 656 | 644 | 148 | 184 | | | | | 766 | 365 | 1 | 1 | 964 | 562 | 1 | 2 |
| Eden town | 582 | 534 | 22 | 25 | 6 | 3 | 2 | 4 | 1,046 | 182 | 5 | 10 | 1,327 | 217 | 5 | 14 |
| Ellsworth city | 561 | 636 | 2 | 9 | 2 | | | | 806 | 33 | 1 | 1 | 1,273 | 39 | 2 | 1 |
| Fairfield town | 572 | 517 | 54 | 37 | | | | | 653 | 184 | | | 960 | 270 | | |
| Farmington town | 415 | 423 | 10 | 14 | 1 | 2 | | | 594 | 26 | 1 | | 991 | 54 | 1 | |
| Fort Fairfield town | 593 | 616 | 161 | 166 | | | | | 578 | 363 | 2 | | 699 | 461 | 3 | |
| Fort Kent town | 513 | 520 | 18 | 11 | | | | | 434 | 43 | | | 433 | 79 | | 5 |
| Gardiner city | 647 | 656 | 33 | 42 | 1 | 2 | | | 977 | 158 | 4 | 3 | 1,526 | 220 | 9 | |
| Gorham town | 375 | 358 | 5 | 13 | | | | | 404 | 31 | | | 715 | 51 | | |
| Hallowell city | 340 | 394 | 11 | 16 | | | | | 453 | 65 | | 1 | 710 | 104 | | 1 |
| Houlton town | 491 | 554 | 184 | 212 | 2 | 1 | 1 | 1 | 561 | 479 | 5 | 3 | 727 | 679 | 6 | 8 |
| Jay town | 363 | 290 | 79 | 40 | | | | | 430 | 346 | 1 | | 533 | 373 | 2 | |
| Kennebunk town | 418 | 362 | 23 | 22 | 1 | | 1 | | 582 | 65 | 2 | 1 | 926 | 101 | 3 | 1 |
| Kittery town | 366 | 316 | 4 | 4 | 1 | | | | 530 | 59 | 3 | | 968 | 80 | 3 | |
| Lewiston city | 2,576 | 2,673 | 1,141 | 1,324 | 9 | 11 | | | 2,474 | 2,433 | 8 | 9 | 3,138 | 3,100 | 10 | 9 |
| Lisbon town | 468 | 469 | 87 | 89 | | | | | 457 | 273 | 1 | 1 | 630 | 365 | 1 | 1 |
| Lubec town | 364 | 382 | 110 | 123 | | | | | 449 | 123 | | | 643 | 203 | | |
| Madison town | 310 | 322 | 25 | 24 | | | 1 | | 594 | 155 | | | 837 | 170 | | 1 |
| Norway town | 367 | 373 | 19 | 17 | 4 | 2 | | | 528 | 42 | 2 | | 864 | 65 | 2 | |
| Old Town city | 745 | 751 | 112 | 111 | | | | | 923 | 389 | | 1 | 1,243 | 574 | | 1 |
| Orono town | 497 | 403 | 79 | 53 | | | | | 625 | 276 | | 1 | 669 | 353 | | |
| Paris town | 430 | 379 | 3 | 8 | | | | | 615 | 35 | 1 | | 999 | 38 | 2 | |
| Pittsfield town | 381 | 377 | 12 | 10 | | | 2 | | 625 | 46 | | 1 | 830 | 63 | | 1 |
| Portland city | 5,581 | 5,631 | 560 | 751 | 33 | 35 | 2 | 2 | 8,079 | 2,714 | 61 | 21 | 11,263 | 4,049 | 98 | 23 |
| Ward 1 | 866 | 871 | 91 | 84 | 21 | 12 | | | 1,176 | 270 | 22 | 1 | 1,609 | 458 | 31 | 1 |
| Ward 2 | 711 | 724 | 89 | 86 | 5 | 10 | 1 | 1 | 876 | 465 | 10 | 2 | 1,007 | 735 | 22 | 1 |
| Ward 3 | 559 | 593 | 118 | 126 | | 2 | | | 924 | 525 | 11 | 6 | 1,240 | 700 | 13 | 7 |
| Ward 4 | 591 | 538 | 67 | 72 | | 1 | | | 920 | 391 | 2 | 2 | 1,152 | 571 | 4 | 3 |
| Ward 5 | 499 | 553 | 30 | 63 | 2 | 1 | | | 775 | 156 | 2 | 1 | 1,183 | 261 | 3 | 2 |
| Ward 6 | 494 | 533 | 37 | 85 | 2 | 1 | 1 | 1 | 804 | 200 | 1 | 4 | 1,219 | 311 | 1 | 4 |
| Ward 7 | 860 | 867 | 66 | 149 | 1 | 4 | | | 1,265 | 394 | 9 | 4 | 1,811 | 585 | 18 | 4 |
| Ward 8 | 427 | 469 | 32 | 43 | 1 | 1 | | | 663 | 165 | 1 | 1 | 1,002 | 218 | 2 | 1 |
| Ward 9 | 554 | 533 | 30 | 43 | 2 | 3 | | | 671 | 148 | 3 | | 1,040 | 210 | 4 | |
| Presque Isle town | 585 | 556 | 111 | 89 | | | | | 527 | 284 | 1 | | 663 | 401 | 1 | |
| Rockland city | 945 | 1,006 | 36 | 55 | 3 | 3 | | | 1,436 | 152 | 9 | 2 | 2,356 | 269 | 13 | 2 |
| Rumford Falls village | 247 | 191 | 99 | 70 | | | | | 465 | 638 | | 3 | 496 | 739 | | 3 |
| Saco city | 762 | 749 | 97 | 96 | 2 | | | | 895 | 223 | | 4 | 1,511 | 306 | 3 | |
| Sanford town | 680 | 729 | 244 | 353 | 1 | | 1 | | 871 | 436 | | 4 | 1,152 | 580 | | 3 |

¹ Includes all persons of negro descent.

² Chinese, Japanese, and Indians.

TABLE 27.—PERSONS OF SCHOOL, MILITIA, AND VOTING AGES, BY SEX, GENERAL NATIVITY, AND COLOR, FOR PLACES HAVING 2,500 INHABITANTS OR MORE: 1900—Continued.

| CITIES, TOWNS, VILLAGES, AND BOROUGH. | 5 TO 20 YEARS, INCLUSIVE. | | | | | | | | MALES 18 TO 44 YEARS, INCLUSIVE. | | | | MALES 21 YEARS AND OVER. | | | |
|--|---------------------------|-----------|----------------|-----------|---------------------|-----------|-----------------------------|-----------|-------------------------------------|----------------|---------------------|-----------------------------|--------------------------|----------------|---------------------|-----------------------------|
| | Native white. | | Foreign white. | | Negro. ¹ | | Other colored. ² | | Native white. | Foreign white. | Negro. ¹ | Other colored. ² | Native white. | Foreign white. | Negro. ¹ | Other colored. ² |
| | Males. | Fe-males. | Males. | Fe-males. | Males. | Fe-males. | Males. | Fe-males. | | | | | | | | |
| Maine—Continued. | | | | | | | | | | | | | | | | |
| Skowhegan village | 541 | 558 | 18 | 29 | | | | | 797 | 136 | | 2 | 1,121 | 237 | | 2 |
| South Berwick town | 396 | 383 | 65 | 78 | | | | | 466 | 115 | 2 | 1 | 725 | 177 | 5 | 1 |
| South Portland city | 955 | 819 | 70 | 46 | 1 | | | | 1,082 | 173 | | 1 | 1,529 | 292 | | 1 |
| Thomaston town | 349 | 341 | 2 | 3 | | | | | 502 | 45 | 2 | | 804 | 83 | 4 | |
| Waldoboro town | 367 | 397 | 3 | 1 | 1 | | | | 558 | 18 | | | 1,039 | 33 | 1 | |
| Waterville city | 1,211 | 1,354 | 263 | 252 | 2 | 1 | 2 | | 1,465 | 554 | 4 | 3 | 1,845 | 747 | 7 | 1 |
| Westbrook city | 990 | 1,066 | 141 | 155 | 4 | 2 | | | 920 | 439 | 1 | 2 | 1,380 | 657 | 1 | 2 |
| York town | 349 | 302 | 19 | 14 | | | 1 | | 532 | 88 | 1 | 2 | 1,849 | 106 | 3 | 1 |
| Maryland: | | | | | | | | | | | | | | | | |
| Annapolis city | 955 | 786 | 13 | 15 | 445 | 500 | | | 1,430 | 161 | 525 | 10 | 1,537 | 290 | 804 | 11 |
| Baltimore city | 63,182 | 65,683 | 3,652 | 4,351 | 10,001 | 13,489 | 17 | 4 | 75,913 | 16,524 | 17,709 | 364 | 89,499 | 29,515 | 21,806 | 451 |
| Ward 1 | 2,031 | 2,074 | 191 | 207 | 865 | 1,004 | | | 2,685 | 862 | 1,584 | 16 | 3,109 | 1,494 | 1,979 | 21 |
| Ward 2 | 1,695 | 1,724 | 263 | 305 | 613 | 881 | | 4 | 2,385 | 1,137 | 1,141 | 74 | 3,585 | 1,772 | 1,499 | 109 |
| Ward 3 | 1,996 | 2,000 | 523 | 632 | 643 | 744 | | | 1,787 | 1,420 | 1,262 | 17 | 2,054 | 2,004 | 1,641 | 19 |
| Ward 4 | 2,426 | 2,486 | 991 | 1,109 | 192 | 227 | 1 | | 1,929 | 2,439 | 445 | 8 | 2,131 | 3,300 | 559 | 10 |
| Ward 5 | 3,333 | 3,233 | 259 | 257 | 68 | 89 | | | 3,014 | 1,139 | 163 | 18 | 3,226 | 2,022 | 184 | 19 |
| Ward 6 | 3,472 | 3,559 | 184 | 189 | 43 | 64 | 3 | | 3,313 | 916 | 87 | 10 | 3,701 | 1,672 | 76 | 10 |
| Ward 7 | 2,806 | 3,005 | 93 | 109 | 319 | 413 | | | 3,248 | 663 | 578 | 23 | 3,677 | 1,362 | 754 | 24 |
| Ward 8 | 2,993 | 3,133 | 139 | 164 | 353 | 417 | 2 | | 2,952 | 902 | 535 | 13 | 3,351 | 1,545 | 674 | 12 |
| Ward 9 | 3,723 | 3,919 | 109 | 140 | 70 | 115 | 1 | | 4,199 | 818 | 122 | 14 | 4,862 | 1,385 | 156 | 18 |
| Ward 10 | 2,758 | 2,922 | 58 | 70 | 382 | 405 | | | 3,760 | 626 | 1,061 | 12 | 4,234 | 1,461 | 1,033 | 14 |
| Ward 11 | 2,955 | 2,955 | 34 | 45 | 113 | 172 | | | 3,550 | 334 | 150 | 9 | 4,167 | 776 | 187 | 12 |
| Ward 12 | 2,595 | 2,946 | 26 | 53 | 481 | 1,012 | 2 | | 3,847 | 235 | 791 | 22 | 4,865 | 466 | 896 | 21 |
| Ward 13 | 1,425 | 1,601 | 30 | 58 | 738 | 1,080 | 1 | | 3,242 | 284 | 1,398 | 12 | 3,784 | 534 | 1,723 | 21 |
| Ward 14 | 1,234 | 1,353 | 52 | 48 | 1,351 | 1,692 | | | 2,007 | 332 | 2,493 | 8 | 2,475 | 640 | 3,202 | 10 |
| Ward 15 | 1,977 | 2,043 | 33 | 96 | 693 | 1,067 | | | 2,847 | 263 | 1,155 | 22 | 3,649 | 776 | 1,364 | 24 |
| Ward 16 | 3,322 | 3,711 | 20 | 50 | 50 | 181 | | | 4,399 | 233 | 73 | 15 | 5,371 | 513 | 86 | 15 |
| Ward 17 | 2,378 | 2,590 | 32 | 62 | 647 | 852 | 1 | | 3,115 | 306 | 883 | 13 | 3,763 | 534 | 1,083 | 13 |
| Ward 18 | 2,573 | 2,737 | 42 | 58 | 671 | 808 | | | 3,721 | 177 | 906 | 20 | 4,793 | 432 | 1,069 | 20 |
| Ward 19 | 3,735 | 3,141 | 177 | 156 | 72 | 161 | 1 | | 3,233 | 852 | 90 | 6 | 3,527 | 1,433 | 110 | 7 |
| Ward 20 | 2,397 | 3,124 | 61 | 60 | 453 | 584 | | | 3,072 | 385 | 656 | 8 | 4,503 | 844 | 733 | 12 |
| Ward 21 | 2,244 | 2,517 | 50 | 45 | 505 | 710 | 1 | | 3,075 | 350 | 953 | 14 | 3,656 | 890 | 1,194 | 15 |
| Ward 22 | 2,730 | 2,748 | 83 | 99 | 427 | 420 | | | 3,072 | 490 | 641 | 8 | 3,461 | 1,064 | 782 | 10 |
| Ward 23 | 2,333 | 2,334 | 60 | 91 | 332 | 384 | | | 3,330 | 520 | 560 | 8 | 3,627 | 1,035 | 710 | 11 |
| Ward 24 | 3,156 | 3,273 | 177 | 183 | | 7 | | | 3,447 | 841 | 2 | 14 | 3,898 | 1,371 | 2 | 14 |
| Cambridge town | 553 | 656 | 5 | 1 | 313 | 351 | | | 789 | 19 | 409 | 2 | 1,075 | 29 | 509 | 2 |
| Chestertown town | 288 | 302 | 1 | 5 | 173 | 224 | | | 421 | 5 | 246 | 1 | 525 | 16 | 392 | 1 |
| Crisfield town | 411 | 439 | 4 | 1 | 156 | 129 | | | 462 | 9 | 181 | 1 | 610 | 14 | 205 | 2 |
| Cumberland city | 2,513 | 2,721 | 28 | 26 | 104 | 182 | | | 3,310 | 222 | 275 | 2 | 3,360 | 546 | 323 | 2 |
| Easton town | 281 | 339 | 1 | 3 | 176 | 181 | | | 441 | 10 | 201 | 1 | 612 | 25 | 266 | 1 |
| Elkton town | 301 | 316 | | | 71 | 83 | | | 333 | 24 | 106 | | 538 | 45 | 107 | 2 |
| Frederick city | 1,142 | 1,152 | 6 | | 207 | 286 | | 2 | 1,480 | 29 | 222 | | 1,939 | 121 | 375 | |
| Frostburg town | 906 | 879 | 11 | 17 | 39 | 53 | 1 | | 920 | 114 | 42 | 3 | 946 | 291 | 56 | 3 |
| Hagerstown city | 1,820 | 1,969 | 35 | 38 | 190 | 245 | | | 2,414 | 82 | 262 | 3 | 3,195 | 157 | 352 | 3 |
| Havre de Grace city | 444 | 462 | 5 | 6 | 94 | 96 | | | 582 | 25 | 94 | 2 | 750 | 68 | 142 | 2 |
| Salisbury town | 500 | 559 | | | 160 | 176 | | | 668 | 5 | 172 | 1 | 882 | 8 | 240 | 1 |
| Westminster town | 444 | 520 | | 3 | 48 | 72 | | | 522 | 11 | 56 | | 716 | 34 | 88 | |
| Massachusetts: | | | | | | | | | | | | | | | | |
| Abington town | 509 | 560 | 20 | 26 | | | 1 | | 856 | 129 | 1 | 4 | 1,245 | 251 | 1 | 3 |
| Adams town | 1,322 | 1,477 | 395 | 539 | 3 | 2 | 1 | | 1,139 | 1,278 | 4 | 6 | 1,316 | 1,735 | 5 | 7 |
| Agawam town | 368 | 325 | 32 | 25 | 2 | | | | 383 | 140 | 2 | | 545 | 254 | 3 | |
| Amesbury town | 1,127 | 1,181 | 173 | 197 | 2 | 3 | 3 | | 1,286 | 692 | 5 | 7 | 1,320 | 1,015 | 6 | 6 |
| Amherst town | 710 | 521 | 40 | 54 | 19 | 35 | 9 | | 1,074 | 184 | 36 | 12 | 1,271 | 256 | 48 | 8 |
| Andover town | 1,009 | 797 | 125 | 156 | 9 | 6 | | | 1,016 | 423 | 30 | 1 | 1,148 | 686 | 32 | 3 |
| Arlington town | 966 | 1,067 | 76 | 151 | 11 | 17 | 1 | | 1,093 | 727 | 12 | 5 | 1,414 | 1,025 | 18 | 6 |
| Athol town | 800 | 808 | 62 | 81 | 3 | 2 | | | 1,255 | 334 | 1 | 6 | 1,847 | 430 | 2 | 7 |
| Attleboro town | 1,385 | 1,415 | 281 | 356 | 14 | 14 | 1 | | 1,669 | 941 | 32 | 11 | 2,049 | 1,234 | 41 | 12 |
| Barnstable town | 467 | 495 | 17 | 25 | 14 | 17 | 1 | | 680 | 97 | 19 | 2 | 1,196 | 134 | 20 | 2 |
| Belmont town | 397 | 389 | 56 | 79 | | | | | 509 | 358 | 1 | 3 | 632 | 594 | 1 | 3 |
| Beverly city | 1,595 | 1,597 | 124 | 181 | 4 | 11 | 1 | | 2,273 | 761 | 8 | 12 | 3,209 | 1,046 | 17 | 11 |
| Billerica town | 385 | 322 | 51 | 47 | 2 | 4 | | | 348 | 205 | 13 | 1 | 506 | 302 | 14 | 1 |
| Blackstone town | 686 | 673 | 93 | 111 | | | | | 682 | 630 | | 3 | 791 | 903 | | 5 |
| Boston city | 58,366 | 59,148 | 10,774 | 13,254 | 1,030 | 1,223 | 56 | 2 | 74,299 | 59,601 | 3,699 | 949 | 89,434 | 31,053 | 4,441 | 1,135 |
| Ward 1 | 2,387 | 2,940 | 439 | 515 | 3 | 3 | 3 | | 2,750 | 2,210 | 7 | 24 | 3,332 | 3,134 | 12 | 25 |
| Ward 2 | 2,767 | 2,498 | 592 | 635 | 6 | 3 | 3 | | 2,773 | 3,019 | 12 | 26 | 3,084 | 4,275 | 20 | 29 |
| Ward 3 | 1,821 | 1,819 | 173 | 157 | 6 | 9 | | | 2,339 | 1,263 | 16 | 19 | 2,618 | 1,860 | 19 | 23 |
| Ward 4 | 1,615 | 1,634 | 166 | 174 | 18 | 25 | 3 | | 1,994 | 1,246 | 46 | 14 | 2,335 | 1,703 | 61 | 14 |
| Ward 5 | 1,241 | 1,247 | 112 | 150 | 10 | 4 | 1 | | 2,325 | 1,523 | 59 | 16 | 2,328 | 2,082 | 63 | 23 |
| Ward 6 | 2,500 | 2,456 | 1,990 | 1,922 | 8 | 1 | 1 | | 1,984 | 6,859 | 38 | 42 | 2,221 | 3,259 | 37 | 48 |
| Ward 7 | 1,091 | 977 | 283 | 339 | 52 | 36 | 2 | | 2,243 | 2,324 | 170 | 206 | 2,772 | 2,982 | 204 | 234 |
| Ward 8 | 2,209 | 2,059 | 1,595 | 1,862 | 39 | 57 | 2 | | 3,574 | 4,969 | 172 | 50 | 4,077 | 5,860 | 227 | 75 |
| Ward 9 | 1,966 | 2,124 | 665 | 692 | 96 | 127 | 4 | | 3,526 | 3,117 | 453 | 67 | 4,251 | 4,126 | 520 | 72 |
| Ward 10 | 1,239 | 1,268 | 191 | 374 | 94 | 145 | 5 | | 3,460 | 1,928 | 644 | 68 | 4,799 | 2,437 | 791 | 67 |
| Ward 11 | 914 | 1,019 | 124 | 296 | 166 | 178 | 1 | | 2,378 | 1,023 | 620 | 32 | 4,117 | 1,313 | 802 | 39 |
| Ward 12 | 1,560 | 1,787 | 187 | 365 | 109 | 145 | 7 | | 4,166 | 1,647 | 337 | 69 | 5,281 | 2,285 | 335 | 72 |
| Ward 13 | 2,965 | 2,951 | 371 | 409 | 5 | 2 | | | 2,424 | 3,217 | 8 | 22 | 2,291 | 4,345 | 12 | 23 |
| Ward 14 | 2,573 | 2,651 | 325 | 408 | 6 | 3 | 2 | | 3,281 | 1,991 | 61 | 23 | 3,647 | 2,929 | 61 | 29 |
| Ward 15 | 2,593 | 2,745 | 263 | 341 | 2 | 5 | 3 | | 2,879 | 1,652 | 4 | 24 | 2,894 | 2,529 | 5 | 28 |
| Ward 16 | 2,310 | 2,366 | 258 | 337 | 4 | 8 | 3 | | 2,349 | | | | | | | |

SCHOOL, MILITIA, AND VOTING AGES.

TABLE 27.—PERSONS OF SCHOOL, MILITIA, AND VOTING AGES, BY SEX, GENERAL NATIVITY, AND COLOR, FOR PLACES HAVING 2,500 INHABITANTS OR MORE: 1900—Continued.

| CITIES, TOWNS, VILLAGES, AND BOROUGHES. | 5 TO 20 YEARS, INCLUSIVE. | | | | | | | | MALES 18 TO 44 YEARS, INCLUSIVE. | | | | MALES 21 YEARS AND OVER. | | | |
|--|---------------------------|---------------|----------------|---------------|---------------------|---------------|-----------------------------|---------------|-------------------------------------|----------------|---------------------|-----------------------------|--------------------------|----------------|---------------------|-----------------------------|
| | Native white. | | Foreign white. | | Negro. ¹ | | Other colored. ² | | Native white. | Foreign white. | Negro. ¹ | Other colored. ² | Native white. | Foreign white. | Negro. ¹ | Other colored. ² |
| | Males. | Fe- males. | Males. | Fe- males. | Males. | Fe- males. | Males. | Fe- males. | | | | | | | | |
| Massachusetts—Con. | | | | | | | | | | | | | | | | |
| Boston city—Continued. | | | | | | | | | | | | | | | | |
| Ward 20 | 3,478 | 3,569 | 298 | 611 | 9 | 19 | | | 4,841 | 2,263 | 22 | 41 | 6,047 | 3,310 | 28 | 44 |
| Ward 21 | 2,120 | 2,423 | 228 | 495 | 8 | 8 | | | 3,396 | 1,431 | 7 | 27 | 4,669 | 2,233 | 12 | 32 |
| Ward 22 | 3,047 | 3,073 | 323 | 498 | 30 | 55 | 4 | | 3,310 | 2,369 | 55 | 32 | 3,776 | 3,499 | 71 | 32 |
| Ward 23 | 3,165 | 2,873 | 402 | 410 | 7 | 3 | | | 3,039 | 1,985 | 10 | 16 | 3,635 | 2,921 | 13 | 19 |
| Ward 24 | 3,295 | 3,288 | 333 | 493 | 3 | 12 | 1 | | 3,734 | 2,099 | 8 | 30 | 4,797 | 2,958 | 13 | 32 |
| Ward 25 | 2,172 | 2,172 | 260 | 393 | 21 | 21 | 2 | | 2,842 | 1,809 | 57 | 16 | 3,413 | 2,383 | 74 | 17 |
| Braintree town | 722 | 749 | 66 | 101 | 5 | 1 | 1 | | 902 | 353 | 7 | 4 | 1,284 | 503 | 8 | 4 |
| Bridgewater town | 503 | 573 | 52 | 43 | 10 | 3 | | | 1,156 | 517 | 21 | 5 | 1,712 | 952 | 29 | 5 |
| Brockton city | 4,861 | 4,798 | 609 | 646 | 34 | 54 | 7 | | 6,508 | 3,134 | 85 | 41 | 8,244 | 3,979 | 95 | 39 |
| Brookline town | 403 | 384 | 50 | 28 | | 1 | | | 460 | 190 | 1 | 3 | 633 | 285 | 2 | 3 |
| Brookline town | 1,974 | 2,018 | 183 | 443 | 4 | 14 | 1 | | 2,423 | 1,504 | 33 | 19 | 3,237 | 2,045 | 34 | 20 |
| Cambridge city | 10,579 | 10,168 | 1,712 | 1,970 | 485 | 588 | 11 | 1 | 12,026 | 8,851 | 902 | 102 | 13,621 | 12,004 | 1,131 | 108 |
| Ward 1 | 2,302 | 1,660 | 174 | 268 | 74 | 88 | 3 | | 3,409 | 1,040 | 146 | 14 | 3,323 | 1,534 | 130 | 11 |
| Ward 2 | 2,844 | 2,374 | 539 | 552 | 219 | 250 | 3 | | 2,936 | 2,940 | 400 | 31 | 3,438 | 3,791 | 493 | 85 |
| Ward 3 | 1,700 | 1,726 | 305 | 325 | 4 | 4 | | | 1,534 | 1,363 | 7 | 15 | 1,640 | 2,470 | 6 | 16 |
| Ward 4 | 2,226 | 2,326 | 484 | 488 | 138 | 184 | 1 | | 2,433 | 1,940 | 281 | 26 | 3,110 | 2,638 | 354 | 31 |
| Ward 5 | 1,507 | 1,582 | 210 | 307 | 50 | 66 | 4 | 1 | 1,644 | 1,068 | 68 | 16 | 2,054 | 1,571 | 98 | 15 |
| Canton town | 587 | 561 | 53 | 65 | 5 | 3 | | | 673 | 332 | 5 | 1 | 814 | 524 | 7 | 3 |
| Chelmsford town | 574 | 458 | 76 | 63 | 1 | | | | 518 | 275 | | 3 | 757 | 422 | | 5 |
| Chelsea city | 3,300 | 3,344 | 776 | 949 | 88 | 115 | 5 | | 3,949 | 3,351 | 161 | 42 | 5,467 | 4,470 | 213 | 43 |
| Chicopee city | 2,007 | 2,072 | 656 | 952 | | | 1 | | 1,865 | 2,733 | 3 | 6 | 2,146 | 3,321 | 4 | 5 |
| Clinton town | 1,632 | 1,623 | 351 | 451 | 3 | 5 | | | 1,451 | 1,763 | 10 | 8 | 1,603 | 2,343 | 10 | 11 |
| Cohasset town | 233 | 330 | 20 | 29 | 4 | 5 | | | 330 | 177 | 9 | 3 | 534 | 254 | 10 | 3 |
| Concord town | 993 | 562 | 175 | 65 | 20 | | | | 1,130 | 610 | 30 | 4 | 1,169 | 670 | 17 | 4 |
| Dalton town | 408 | 425 | 13 | 12 | 11 | 12 | | | 503 | 73 | 7 | 3 | 625 | 182 | 13 | 3 |
| Danvers town | 1,001 | 952 | 80 | 109 | 2 | | 1 | | 1,316 | 474 | | 5 | 1,903 | 758 | 2 | 5 |
| Dartmouth town | 462 | 405 | 67 | 56 | 20 | 7 | | | 473 | 252 | 36 | | 343 | 304 | 31 | |
| Dedham town | 873 | 353 | 112 | 125 | 5 | 5 | 2 | | 1,069 | 567 | 19 | 9 | 1,322 | 909 | 26 | 8 |
| Dracut town | 337 | 409 | 66 | 62 | 1 | | | | 379 | 293 | 2 | | 543 | 495 | 2 | |
| Dudley town | 481 | 453 | 134 | 161 | 4 | 2 | 1 | 3 | 335 | 336 | 1 | 1 | 434 | 506 | 2 | 1 |
| East Bridgewater town | 364 | 363 | 29 | 26 | | 4 | | | 461 | 160 | 1 | 1 | 765 | 223 | 2 | 1 |
| Easthampton town | 666 | 683 | 123 | 151 | 11 | 6 | | | 719 | 429 | 27 | 3 | 835 | 679 | 17 | 4 |
| Easton town | 602 | 634 | 36 | 74 | 8 | 1 | | | 679 | 335 | 1 | 2 | 931 | 569 | 4 | 2 |
| Everett city | 2,992 | 2,912 | 443 | 420 | 87 | 110 | 3 | 1 | 3,071 | 2,195 | 140 | 32 | 4,000 | 2,847 | 169 | 32 |
| Fairhaven town | 405 | 388 | 47 | 42 | 5 | 7 | | | 457 | 169 | 5 | 2 | 793 | 232 | 14 | 2 |
| Fall River city | 11,659 | 12,222 | 5,427 | 6,131 | 39 | 51 | 3 | | 8,455 | 13,394 | 68 | 69 | 8,961 | 17,732 | 71 | 78 |
| Ward 1 | 1,975 | 1,933 | 776 | 845 | 4 | 4 | | | 1,368 | 2,032 | 5 | 6 | 1,364 | 2,714 | 6 | 7 |
| Ward 2 | 1,073 | 1,040 | 651 | 701 | | 3 | | | 697 | 1,417 | 5 | 6 | 740 | 1,372 | 5 | 7 |
| Ward 3 | 1,314 | 1,380 | 940 | 1,100 | 5 | 7 | | | 906 | 2,105 | 12 | 10 | 827 | 2,613 | 9 | 13 |
| Ward 4 | 1,355 | 1,507 | 336 | 454 | 1 | 4 | 2 | | 1,166 | 1,120 | 2 | 13 | 1,196 | 1,715 | 3 | 13 |
| Ward 5 | 1,200 | 1,323 | 508 | 613 | | | 1 | | 831 | 1,501 | 5 | 10 | 745 | 2,024 | 5 | 11 |
| Ward 6 | 1,305 | 1,371 | 1,248 | 1,336 | | | | | 736 | 2,450 | | 9 | 613 | 3,046 | | 10 |
| Ward 7 | 533 | 698 | 131 | 157 | 4 | 9 | | | 932 | 517 | 11 | 8 | 1,240 | 756 | 13 | 10 |
| Ward 8 | 866 | 933 | 153 | 167 | 16 | 19 | | | 970 | 540 | 15 | 4 | 1,303 | 866 | 19 | 4 |
| Ward 9 | 1,523 | 1,487 | 634 | 753 | 9 | 5 | | | 849 | 1,662 | 13 | 3 | 923 | 2,126 | 11 | 3 |
| Falmouth town | 376 | 371 | 16 | 27 | 9 | 12 | | | 625 | 165 | 21 | 3 | 950 | 219 | 23 | 3 |
| Fitchburg city | 3,568 | 3,635 | 1,023 | 1,190 | 7 | 8 | 2 | | 3,763 | 3,233 | 22 | 24 | 4,309 | 4,243 | 25 | 25 |
| Foxboro town | 349 | 370 | 29 | 20 | 4 | 4 | | | 531 | 137 | 3 | 2 | 869 | 252 | 4 | 2 |
| Framingham town | 1,419 | 1,531 | 103 | 155 | 5 | 6 | 3 | | 1,756 | 599 | 9 | 9 | 2,304 | 962 | 10 | 8 |
| Franklin town | 593 | 637 | 99 | 81 | | | | | 638 | 366 | 2 | 2 | 955 | 534 | 2 | 3 |
| Gardner town | 1,229 | 1,236 | 371 | 274 | 9 | 16 | | | 1,392 | 1,311 | 6 | 5 | 1,879 | 1,552 | 13 | 6 |
| Gloucester city | 2,936 | 3,038 | 369 | 435 | 5 | 5 | 1 | | 3,357 | 3,423 | 15 | 29 | 4,495 | 4,703 | 16 | 31 |
| Grafton town | 603 | 592 | 167 | 176 | 3 | 2 | | | 306 | 347 | 2 | 2 | 806 | 519 | 5 | 2 |
| Great Barrington town | 720 | 633 | 64 | 77 | 14 | 23 | 1 | | 1,009 | 373 | 37 | 9 | 1,238 | 552 | 44 | 8 |
| Greenfield town | 1,022 | 1,001 | 74 | 88 | 2 | 2 | | | 1,347 | 444 | 5 | 3 | 1,775 | 644 | 5 | 3 |
| Hardwick town | 383 | 370 | 97 | 123 | | | | | 385 | 431 | | 1 | 480 | 537 | 1 | 2 |
| Haverhill city | 4,033 | 4,355 | 555 | 635 | 51 | 48 | | | 5,535 | 2,523 | 83 | 32 | 7,577 | 3,449 | 110 | 46 |
| Hingham town | 330 | 330 | 31 | 61 | 12 | 10 | | | 695 | 272 | 10 | 1 | 1,150 | 386 | 20 | 9 |
| Holliston town | 330 | 305 | 22 | 23 | | | | | 342 | 110 | | 2 | 574 | 208 | | 2 |
| Holyoke city | 5,663 | 5,304 | 1,494 | 1,375 | 4 | 5 | | | 4,305 | 5,453 | 10 | 27 | 4,596 | 7,157 | 9 | 29 |
| Hopkinton town | 316 | 313 | 5 | 6 | | | 1 | | 445 | 47 | | | 656 | 220 | | 2 |
| Hudson town | 623 | 697 | 47 | 77 | | | 4 | | 835 | 343 | 4 | 5 | 1,140 | 562 | 5 | 5 |
| Hyde Park town | 1,642 | 1,647 | 231 | 219 | 14 | 16 | | | 1,921 | 1,220 | 36 | 12 | 2,375 | 1,650 | 45 | 12 |
| Ipswich town | 467 | 473 | 124 | 160 | | 3 | | | 606 | 331 | 1 | 2 | 942 | 419 | 3 | 3 |
| Lawrence city | 6,584 | 6,644 | 2,475 | 2,636 | 12 | 13 | 2 | | 6,043 | 8,361 | 21 | 46 | 6,634 | 11,092 | 31 | 56 |
| Ward 1 | 1,037 | 984 | 322 | 416 | 4 | 1 | | | 792 | 1,440 | | 15 | 890 | 1,933 | 3 | 5 |
| Ward 2 | 806 | 822 | 289 | 288 | | | | | 892 | 1,289 | 3 | | 1,021 | 1,664 | 4 | 16 |
| Ward 3 | 1,033 | 1,098 | 552 | 513 | 3 | 5 | 1 | | 911 | 1,582 | 2 | 5 | 883 | 1,942 | 5 | 7 |
| Ward 4 | 1,040 | 1,105 | 552 | 677 | 1 | 1 | | | 1,067 | 1,580 | 8 | 12 | 1,227 | 2,133 | 9 | 13 |
| Ward 5 | 1,275 | 1,310 | 497 | 482 | 2 | 5 | | | 1,140 | 1,442 | 5 | 5 | 1,233 | 1,955 | 7 | 6 |
| Ward 6 | 1,388 | 1,325 | 263 | 310 | 2 | 1 | 1 | | 1,241 | 1,023 | 3 | 9 | 1,375 | 1,460 | 3 | 9 |
| Lee town | 435 | 490 | 13 | 18 | 12 | 14 | | | 513 | 121 | 19 | 2 | 756 | 234 | 26 | 2 |
| Leicester town | 423 | 436 | 37 | 53 | | | | | 483 | 231 | | | 636 | 405 | | |
| Lenox town | 409 | 377 | 49 | 31 | 16 | 14 | | | 399 | 236 | 16 | 1 | 503 | 358 | 18 | 2 |
| Leominster town | 1,473 | 1,371 | 196 | 216 | 10 | 17 | 2 | | 1,993 | 897 | 17 | 11 | 2,644 | 1,194 | 18 | 11 |
| Lexington town | 416 | 417 | 57 | 63 | | 3 | | | 554 | 296 | 1 | 2 | 794 | 402 | 3 | 2 |
| Lowell city | 9,566 | 10,079 | 3,609 | 3,937 | 15 | 17 | 3 | | 9,731 | 12,067 | 39 | 49 | 11,651 | 15,305 | 47 | 56 |
| Ward 1 | 615 | 665 | 222 | 320 | | | | | 1,141 | 1,061 | 4 | 12 | 1,350 | 1,334 | 5 | 1 |
| Ward 2 | 1,003 | 1,044 | 313 | 477 | | | | | 816 | 2,336 | | 9 | 813 | 2,660 | | 1 |
| Ward 3 | 1,031 | 1,047 | 293 | 276 | | | | | 1,269 | 1,052 | 5 | 6 | 1,663 | 1,298 | 5 | 6 |
| Ward 4 | 1,161 | 1,154 | 222 | 294 | | 2 | | | 964 | 1,133 | 5 | 4 | 970 | 1,663 | 5 | 4 |

¹ Includes all persons of negro descent.

² Chinese, Japanese, and Indians.

STATISTICS OF POPULATION.

TABLE 27.—PERSONS OF SCHOOL, MILITIA, AND VOTING AGES, BY SEX, GENERAL NATIVITY, AND COLOR, FOR PLACES HAVING 2,500 INHABITANTS OR MORE: 1900—Continued.

| CITIES, TOWNS, VILLAGES, AND BOROUGHES. | 5 TO 20 YEARS, INCLUSIVE. | | | | | | | | MALES 18 TO 44 YEARS, INCLUSIVE. | | | | MALES 21 YEARS AND OVER. | | | |
|--|---------------------------|----------|----------------|----------|---------------------|----------|-----------------------------|----------|-------------------------------------|----------------|---------------------|-----------------------------|--------------------------|----------------|---------------------|-----------------------------|
| | Native white. | | Foreign white. | | Negro. ¹ | | Other colored. ² | | Native white. | Foreign white. | Negro. ¹ | Other colored. ² | Native white. | Foreign white. | Negro. ¹ | Other colored. ² |
| | Males. | Females. | Males. | Females. | Males. | Females. | Males. | Females. | | | | | | | | |
| Massachusetts—Con. | | | | | | | | | | | | | | | | |
| Lowell city—Continued. | | | | | | | | | | | | | | | | |
| Ward 5 | 912 | 889 | 218 | 333 | 6 | 7 | | | 974 | 1,271 | 12 | 7 | 1,017 | 1,607 | 16 | 9 |
| Ward 6 | 1,154 | 1,249 | 397 | 474 | | 1 | 3 | | 986 | 1,140 | 1 | 4 | 1,235 | 1,545 | 3 | 2 |
| Ward 7 | 1,529 | 1,712 | 1,181 | 1,422 | 5 | 5 | | | 1,270 | 2,651 | 3 | 6 | 1,498 | 3,275 | 4 | 7 |
| Ward 8 | 1,151 | 1,277 | 113 | 144 | 3 | 1 | | | 1,370 | 599 | 8 | | 1,900 | 896 | 8 | 1 |
| Ward 9 | 1,005 | 1,042 | 145 | 197 | 1 | 1 | | | 991 | 774 | 1 | 1 | 1,205 | 1,127 | 1 | 1 |
| Ludlow town | 399 | 382 | 207 | 324 | 1 | | | | 333 | 454 | 1 | | 427 | 527 | 1 | |
| Lynn city | 7,568 | 7,796 | 968 | 1,148 | 105 | 118 | | | 10,423 | 5,374 | 163 | 55 | 13,999 | 7,202 | 227 | 57 |
| Ward 1 | 247 | 259 | 21 | 26 | | | 4 | 1 | 299 | 81 | | 1 | 108 | 108 | | |
| Ward 2 | 548 | 542 | 37 | 42 | 6 | 9 | | | 715 | 178 | 1 | 2 | 1,017 | 249 | 4 | 2 |
| Ward 3 | 1,714 | 1,790 | 170 | 219 | 75 | 79 | | | 2,383 | 776 | 112 | 10 | 3,247 | 1,109 | 152 | 11 |
| Ward 4 | 1,149 | 1,229 | 151 | 210 | 4 | 8 | | | 2,216 | 1,007 | 17 | 21 | 3,156 | 1,367 | 19 | 22 |
| Ward 5 | 1,448 | 1,490 | 201 | 267 | 2 | 2 | | | 2,208 | 1,117 | 10 | 10 | 2,911 | 1,581 | 13 | 10 |
| Ward 6 | 2,062 | 2,085 | 337 | 319 | 13 | 16 | | | 2,198 | 1,965 | 20 | 11 | 2,693 | 2,454 | 36 | 12 |
| Ward 7 | 400 | 401 | 51 | 65 | 5 | 4 | | | 409 | 250 | 3 | | 537 | 384 | 3 | |
| Malden city | 3,973 | 4,091 | 480 | 655 | 51 | 70 | | | 4,304 | 2,682 | 87 | 20 | 5,707 | 3,658 | 109 | 22 |
| Manchester town | 249 | 240 | 35 | 56 | | | | | 332 | 224 | 5 | 3 | 507 | 275 | 5 | 3 |
| Mansfield town | 501 | 495 | 29 | 35 | | | 1 | | 662 | 149 | | 2 | 971 | 239 | 2 | 6 |
| Marblehead town | 803 | 886 | 27 | 51 | 1 | 6 | | | 1,279 | 183 | 6 | 4 | 2,086 | 346 | 7 | 4 |
| Marlboro city | 1,831 | 1,989 | 171 | 196 | 7 | 4 | | | 2,139 | 882 | 9 | 15 | 2,472 | 1,440 | 8 | 12 |
| Maynard town | 885 | 398 | 63 | 83 | | | 1 | | 383 | 345 | | 1 | 421 | 522 | | 1 |
| Medfield town | 177 | 176 | 10 | 20 | | | 1 | | 485 | 167 | 5 | 1 | 743 | 311 | 11 | 1 |
| Medford city | 2,168 | 2,135 | 265 | 327 | 39 | 42 | | | 2,729 | 1,230 | 53 | 12 | 3,542 | 1,724 | 62 | 17 |
| Medway town | 355 | 292 | 31 | 20 | 1 | 3 | | | 437 | 95 | 1 | 3 | 632 | 211 | | 2 |
| Melrose city | 1,457 | 1,499 | 167 | 283 | 23 | 25 | | | 1,799 | 743 | 22 | 10 | 2,600 | 1,022 | 31 | 13 |
| Methuen town | 921 | 856 | 237 | 246 | | | 4 | | 764 | 832 | 2 | 2 | 1,033 | 1,116 | 3 | 2 |
| Middleboro town | 758 | 823 | 51 | 65 | 7 | 7 | | | 1,128 | 261 | 15 | 5 | 1,514 | 385 | 18 | 6 |
| Milford town | 1,173 | 1,169 | 241 | 197 | 3 | 2 | | | 1,871 | 1,233 | 7 | 6 | 2,357 | 1,674 | 8 | 6 |
| Millbury town | 601 | 603 | 75 | 73 | | | 2 | | 640 | 273 | | 3 | 785 | 477 | 1 | 3 |
| Milton town | 829 | 778 | 90 | 136 | 8 | 14 | | | 880 | 458 | 16 | 3 | 1,128 | 644 | 18 | 3 |
| Monson town | 395 | 437 | 43 | 22 | 12 | 2 | | | 462 | 180 | 12 | 2 | 724 | 307 | 10 | 2 |
| Montague town | 889 | 824 | 139 | 123 | | | | | 702 | 543 | | 2 | 907 | 812 | | 4 |
| Nantucket town | 250 | 305 | 4 | 6 | 3 | 9 | | | 439 | 45 | 2 | | 858 | 86 | 6 | 2 |
| Natick town | 1,189 | 1,233 | 59 | 64 | 12 | 12 | | | 1,563 | 442 | 7 | 1 | 2,030 | 799 | 13 | 2 |
| Needham town | 465 | 440 | 74 | 87 | 3 | 1 | | | 500 | 417 | 8 | 6 | 654 | 608 | 9 | 5 |
| New Bedford city | 6,273 | 6,540 | 2,621 | 2,954 | 218 | 224 | 16 | 12 | 5,866 | 7,125 | 423 | 46 | 7,452 | 9,134 | 517 | 59 |
| Ward 1 | 1,642 | 1,700 | 1,180 | 1,273 | 3 | 4 | 1 | | 1,035 | 2,679 | 12 | 12 | 1,053 | 3,236 | 14 | 13 |
| Ward 2 | 957 | 970 | 207 | 259 | 7 | 6 | 3 | | 977 | 705 | 19 | 6 | 1,260 | 1,019 | 27 | 6 |
| Ward 3 | 571 | 621 | 35 | 54 | 51 | 65 | | | 867 | 138 | 75 | 2 | 1,322 | 303 | 115 | 3 |
| Ward 4 | 567 | 658 | 59 | 69 | 56 | 78 | 11 | 12 | 957 | 399 | 115 | 16 | 1,384 | 565 | 163 | 26 |
| Ward 5 | 895 | 921 | 217 | 249 | 93 | 66 | | | 1,064 | 639 | 193 | 2 | 1,413 | 832 | 189 | 4 |
| Ward 6 | 1,641 | 1,670 | 923 | 1,050 | 8 | 5 | 1 | | 966 | 2,460 | 9 | 8 | 1,020 | 3,029 | 9 | 8 |
| Newburyport city | 1,707 | 1,662 | 159 | 204 | 12 | 14 | | | 2,213 | 685 | 20 | 4 | 3,149 | 1,089 | 18 | 5 |
| Newton city | 3,595 | 3,762 | 533 | 836 | 46 | 68 | 2 | 4 | 4,039 | 2,667 | 98 | 47 | 5,562 | 3,538 | 116 | 43 |
| North Adams city | 3,075 | 3,196 | 574 | 664 | 6 | 14 | 2 | | 3,422 | 2,023 | 13 | 14 | 3,931 | 2,313 | 21 | 15 |
| Northampton city | 2,085 | 2,916 | 260 | 312 | 12 | 20 | | | 2,453 | 1,265 | 15 | 3 | 3,169 | 1,912 | 30 | 11 |
| North Andover town | 526 | 543 | 99 | 73 | | | 1 | | 582 | 375 | 1 | 4 | 732 | 554 | 1 | 3 |
| North Attleboro town | 940 | 977 | 86 | 120 | 8 | 13 | | | 1,108 | 432 | 12 | 12 | 1,357 | 707 | 17 | 12 |
| Northbridge town | 775 | 725 | 330 | 313 | | 1 | 1 | | 925 | 1,061 | 1 | 2 | 1,020 | 1,311 | 1 | 1 |
| North Brookfield town | 627 | 635 | 25 | 22 | 1 | | | | 722 | 194 | 3 | 3 | 940 | 423 | 5 | 3 |
| Norwood town | 752 | 729 | 69 | 73 | 2 | 2 | | | 746 | 548 | 7 | 6 | 909 | 707 | 8 | 6 |
| Orange town | 711 | 719 | 56 | 58 | | 1 | | | 897 | 287 | | 3 | 1,365 | 366 | | 3 |
| Oxford town | 364 | 350 | 40 | 42 | 4 | 5 | | | 405 | 104 | 5 | | 600 | 192 | 9 | |
| Palmer town | 828 | 915 | 255 | 372 | 3 | 4 | | | 898 | 916 | 5 | 5 | 1,164 | 1,121 | 7 | 6 |
| Peabody town | 1,487 | 1,475 | 105 | 138 | 8 | 6 | | | 1,680 | 832 | 6 | 6 | 2,210 | 1,314 | 8 | 7 |
| Pepperell town | 492 | 507 | 46 | 45 | 1 | 1 | | | 559 | 226 | 5 | 1 | 812 | 310 | 6 | 1 |
| Pittsfield city | 2,333 | 3,107 | 173 | 218 | 39 | 44 | | | 3,473 | 1,010 | 55 | 12 | 4,202 | 1,983 | 78 | 14 |
| Plymouth town | 1,058 | 1,080 | 191 | 207 | 20 | 31 | 1 | | 1,307 | 753 | 34 | 1 | 2,014 | 967 | 45 | 1 |
| Provincetown town | 508 | 553 | 30 | 42 | 8 | 7 | | | 445 | 273 | 11 | 6 | 732 | 497 | 15 | 6 |
| Quincy city | 3,107 | 3,011 | 514 | 536 | 2 | 7 | 2 | | 2,786 | 2,534 | 5 | 21 | 3,534 | 3,351 | 6 | 25 |
| Randolph town | 511 | 503 | 20 | 13 | | | | | 704 | 114 | | 4 | 977 | 292 | 1 | 5 |
| Reading town | 536 | 579 | 47 | 59 | | 2 | | | 735 | 229 | 2 | | 1,165 | 323 | 2 | |
| Revere town | 1,314 | 1,363 | 163 | 201 | 6 | 9 | | | 1,420 | 870 | 10 | 12 | 1,779 | 1,205 | 14 | 16 |
| Rockland town | 706 | 686 | 42 | 39 | | 1 | | | 954 | 149 | 1 | 3 | 1,306 | 329 | 2 | 4 |
| Rockport town | 540 | 472 | 107 | 119 | | | 1 | | 555 | 454 | 2 | 3 | 888 | 596 | 3 | 3 |
| Salem city | 4,108 | 4,142 | 920 | 1,055 | 8 | 19 | 8 | 2 | 4,523 | 2,919 | 36 | 33 | 6,018 | 3,986 | 54 | 39 |
| Saugus town | 678 | 709 | 67 | 69 | 6 | 5 | | | 681 | 283 | 5 | | 1,036 | 441 | 6 | 3 |
| Somerville city | 7,023 | 7,284 | 852 | 1,070 | 16 | 17 | 4 | | 8,495 | 5,045 | 40 | 60 | 11,020 | 7,021 | 43 | 64 |
| Ward 1 | 1,168 | 1,178 | 99 | 154 | 2 | | | | 1,455 | 820 | 6 | 12 | 1,869 | 1,120 | 6 | 17 |
| Ward 2 | 1,554 | 1,576 | 235 | 236 | 3 | 1 | | | 1,212 | 1,541 | 4 | 8 | 1,232 | 2,075 | 4 | 9 |
| Ward 3 | 701 | 790 | 69 | 113 | | | 1 | | 1,118 | 407 | 3 | 5 | 1,577 | 591 | 4 | 4 |
| Ward 4 | 750 | 714 | 79 | 98 | 3 | | | | 1,152 | 409 | 2 | 10 | 1,593 | 558 | 1 | 11 |
| Ward 5 | 1,057 | 1,144 | 100 | 162 | 1 | 3 | | | 1,213 | 672 | 4 | 7 | 1,590 | 913 | 5 | 6 |
| Ward 6 | 1,026 | 982 | 169 | 159 | 1 | 5 | | | 1,183 | 691 | 6 | 6 | 1,522 | 1,087 | 7 | 5 |
| Ward 7 | 772 | 900 | 101 | 143 | 6 | 8 | | | 1,162 | 505 | 15 | 12 | 1,687 | 672 | 16 | 12 |
| Southbridge town | 1,345 | 1,393 | 361 | 344 | 4 | 7 | | | 1,204 | 945 | 3 | 5 | 1,298 | 1,370 | 5 | 6 |
| South Hadley town | 513 | 737 | 31 | 103 | | | | | 503 | 234 | | 3 | 652 | 450 | | 4 |
| Spencer town | 1,230 | 1,211 | 43 | 45 | | 2 | | | 1,111 | 331 | | 1 | 1,379 | 781 | 2 | 4 |
| Springfield city | 7,122 | 7,365 | 746 | 976 | 122 | 154 | 6 | | 9,432 | 4,234 | 222 | 40 | 12,246 | 5,888 | 294 | 45 |
| Ward 1 | 1,277 | 1,250 | 101 | 123 | 5 | 2 | | | 1,711 | 643 | 2 | 4 | 2,100 | 903 | 2 | 4 |
| Ward 2 | 1,089 | 1,106 | 166 | 196 | 5 | 5 | | | 1,130 | 968 | 9 | 7 | 1,275 | 1,245 | 9 | 10 |
| Ward 3 | 503 | 545 | 63 | 97 | 23 | 8 | | | 1,025 | 507 | 60 | 8 | 1,274 | 674 | 73 | 9 |
| Ward 4 | 622 | 673 | 31 | 93 | 6 | 9 | | | 1,043 | 312 | 17 | 8 | 1,542 | 469 | 20 | 8 |

¹ Includes all persons of negro descent.

² Chinese, Japanese, and Indians.

TABLE 27.—PERSONS OF SCHOOL, MILITIA, AND VOTING AGES, BY SEX, GENERAL NATIVITY, AND COLOR, FOR PLACES HAVING 2,500 INHABITANTS OR MORE: 1900—Continued.

| CITIES, TOWNS, VILLAGES, AND BOROUGHS. | 5 TO 20 YEARS, INCLUSIVE. | | | | | | | | MALES 18 TO 44 YEARS, INCLUSIVE. | | | | MALES 21 YEARS AND OVER. | | | |
|--|---------------------------|-----------|----------------|-----------|---------------------|-----------|-----------------------------|-----------|----------------------------------|----------------|---------------------|-----------------------------|--------------------------|----------------|---------------------|-----------------------------|
| | Native white. | | Foreign white. | | Negro. ¹ | | Other colored. ² | | Native white. | Foreign white. | Negro. ¹ | Other colored. ² | Native white. | Foreign white. | Negro. ¹ | Other colored. ² |
| | Males. | Fe-males. | Males. | Fe-males. | Males. | Fe-males. | Males. | Fe-males. | | | | | | | | |
| Massachusetts—Con. | | | | | | | | | | | | | | | | |
| Springfield city—Cont'd. | | | | | | | | | | | | | | | | |
| Ward 5..... | 698 | 680 | 46 | 84 | 28 | 44 | | | 901 | 260 | 44 | | 1,412 | 391 | 69 | |
| Ward 6..... | 835 | 848 | 94 | 96 | 23 | 37 | | | 1,075 | 555 | 40 | 5 | 1,264 | 310 | 54 | 6 |
| Ward 7..... | 867 | 861 | 47 | 67 | 13 | 17 | | | 1,100 | 287 | 19 | 1 | 1,561 | 440 | 23 | 2 |
| Ward 8..... | 1,236 | 1,402 | 193 | 220 | 24 | 32 | 1 | | 1,392 | 703 | 31 | 7 | 1,813 | 956 | 44 | 6 |
| Stoneham town..... | 712 | 666 | 74 | 55 | 2 | 8 | 2 | | 927 | 383 | 6 | 6 | 1,388 | 567 | 7 | 4 |
| Stoughton town..... | 674 | 697 | 76 | 81 | 1 | | 2 | | 775 | 308 | 2 | | 1,104 | 490 | 3 | 7 |
| Sutton town..... | 416 | 406 | 150 | 168 | | | 3 | 2 | 377 | 279 | | 1 | 530 | 396 | 1 | 1 |
| Swampscott town..... | 463 | 485 | 47 | 49 | 3 | 11 | | | 730 | 228 | 12 | 7 | 1,081 | 313 | 14 | 7 |
| Taunton city..... | 3,775 | 3,558 | 672 | 725 | 30 | 18 | | | 4,143 | 2,626 | 99 | 13 | 5,427 | 3,663 | 108 | 17 |
| Templeton town..... | 485 | 456 | 39 | 23 | 5 | 3 | | | 576 | 205 | 2 | 1 | 823 | 287 | 2 | 1 |
| Tewksbury town..... | 347 | 313 | 53 | 64 | 3 | 3 | | | 336 | 359 | 9 | | 562 | 749 | 20 | 1 |
| Uxbridge town..... | 451 | 381 | 74 | 64 | 1 | 3 | | | 530 | 276 | 6 | 3 | 709 | 410 | 6 | 4 |
| Wakefield town..... | 1,129 | 1,149 | 147 | 165 | 8 | 8 | | | 1,256 | 598 | 5 | 5 | 1,775 | 907 | 6 | 6 |
| Walpole town..... | 501 | 395 | 54 | 46 | 4 | 1 | | | 493 | 303 | 3 | 3 | 699 | 425 | 2 | 3 |
| Waltham city..... | 2,762 | 2,920 | 346 | 507 | 5 | 8 | 1 | | 3,261 | 1,839 | 12 | 23 | 4,049 | 2,582 | 14 | 24 |
| Ware town..... | 952 | 1,002 | 317 | 463 | | | 1 | | 785 | 874 | | | 975 | 1,190 | | 4 |
| Wareham town..... | 377 | 369 | 35 | 26 | 32 | 10 | | | 495 | 190 | 130 | 1 | 842 | 252 | 114 | 2 |
| Warren town..... | 550 | 580 | 134 | 149 | 3 | 1 | | | 534 | 454 | 3 | 3 | 681 | 598 | 5 | 3 |
| Watertown town..... | 1,093 | 1,101 | 147 | 186 | 4 | 5 | 1 | | 1,393 | 929 | 12 | 7 | 1,727 | 1,286 | 14 | 6 |
| Webster town..... | 1,016 | 1,035 | 352 | 362 | 4 | 4 | | | 816 | 1,037 | 7 | 7 | 993 | 1,432 | 10 | 7 |
| Wellesley town..... | 505 | 929 | 55 | 110 | | | 4 | | 447 | 323 | 4 | 1 | 643 | 446 | 4 | 2 |
| Westboro town..... | 715 | 489 | 75 | 43 | 11 | 3 | 7 | 2 | 872 | 260 | 4 | 5 | 1,258 | 464 | 5 | 6 |
| Westfield town..... | 1,474 | 1,510 | 133 | 163 | 11 | 10 | | | 1,942 | 759 | 19 | 8 | 2,736 | 1,065 | 27 | 10 |
| Westford town..... | 286 | 262 | 117 | 148 | | 1 | | | 303 | 248 | | | 450 | 334 | | |
| Westport town..... | 350 | 326 | 64 | 72 | 9 | 1 | | | 373 | 137 | 15 | | 685 | 200 | 13 | |
| West Springfield town..... | 962 | 1,023 | 76 | 86 | 1 | 2 | | | 1,107 | 380 | 4 | 3 | 1,359 | 615 | 3 | 3 |
| Weymouth town..... | 1,366 | 1,394 | 84 | 94 | 8 | 7 | | | 1,861 | 429 | 9 | 8 | 2,761 | 815 | 12 | 9 |
| Whitman town..... | 771 | 770 | 43 | 46 | 6 | 8 | 3 | 1 | 1,115 | 247 | 8 | 5 | 1,541 | 377 | 12 | 8 |
| Williamstown town..... | 822 | 574 | 93 | 78 | 14 | 29 | | | 1,058 | 242 | 32 | 3 | 1,119 | 323 | 35 | 4 |
| Winchendon town..... | 643 | 612 | 105 | 128 | 1 | 1 | | | 747 | 286 | 2 | 3 | 1,090 | 410 | 3 | 3 |
| Winchester town..... | 323 | 329 | 35 | 133 | 24 | 30 | | | 918 | 499 | 25 | 6 | 1,314 | 746 | 26 | 6 |
| Winthrop town..... | 607 | 687 | 66 | 118 | 4 | 4 | | | 997 | 362 | 11 | 6 | 1,343 | 514 | 11 | 7 |
| Woburn city..... | 1,913 | 1,964 | 164 | 166 | 45 | 45 | | | 1,382 | 1,083 | 49 | 8 | 2,245 | 1,733 | 63 | 9 |
| Worcester city..... | 14,504 | 14,211 | 2,370 | 2,547 | 127 | 155 | 8 | | 15,655 | 12,523 | 269 | 97 | 13,760 | 16,541 | 339 | 103 |
| Ward 1..... | 1,465 | 1,359 | 210 | 218 | 32 | 48 | 2 | | 1,885 | 1,384 | 107 | 14 | 2,355 | 1,725 | 123 | 16 |
| Ward 2..... | 1,834 | 1,766 | 312 | 333 | 24 | 24 | | | 1,882 | 2,085 | 44 | 12 | 2,500 | 2,552 | 66 | 14 |
| Ward 3..... | 2,061 | 2,052 | 465 | 444 | 9 | 7 | | | 2,079 | 2,054 | 20 | 23 | 2,193 | 2,863 | 21 | 26 |
| Ward 4..... | 2,405 | 2,348 | 337 | 348 | 1 | | | | 1,861 | 2,078 | 1 | 8 | 1,806 | 2,746 | 1 | 9 |
| Ward 5..... | 2,560 | 2,366 | 619 | 595 | | 1 | 1 | | 1,929 | 2,954 | 1 | 7 | 1,798 | 3,765 | 3 | 7 |
| Ward 6..... | 1,735 | 1,849 | 207 | 293 | | | 2 | | 2,091 | 1,000 | 4 | 11 | 2,671 | 1,469 | 4 | 9 |
| Ward 7..... | 1,462 | 1,445 | 111 | 186 | 40 | 56 | 2 | | 2,152 | 657 | 63 | 13 | 2,336 | 951 | 80 | 14 |
| Ward 8..... | 932 | 1,026 | 59 | 130 | 20 | 19 | 1 | | 1,776 | 316 | 29 | 9 | 2,601 | 470 | 41 | 3 |
| Wrentham town..... | 341 | 318 | 34 | 20 | 3 | | | | 396 | 121 | 7 | 4 | 657 | 192 | 9 | 4 |
| Michigan: | | | | | | | | | | | | | | | | |
| Adrian city..... | 1,281 | 1,291 | 27 | 36 | 39 | 34 | 2 | | 1,675 | 189 | 48 | 2 | 2,282 | 508 | 72 | 1 |
| Albion city..... | 524 | 622 | 37 | 42 | 3 | 3 | | | 723 | 177 | 5 | | 1,068 | 289 | 9 | 2 |
| Allegan village..... | 346 | 374 | 6 | 13 | 7 | 12 | | | 444 | 32 | 5 | | 697 | 102 | 14 | 1 |
| Alpena city..... | 1,883 | 1,980 | 219 | 263 | | | | | 1,168 | 1,203 | 1 | 1 | 1,226 | 1,902 | 1 | 1 |
| Ann Arbor city..... | 2,004 | 1,713 | 100 | 119 | 50 | 55 | | | 3,548 | 550 | 95 | 11 | 3,620 | 978 | 116 | 11 |
| Battle Creek city..... | 2,220 | 2,572 | 111 | 111 | 88 | 88 | | | 3,677 | 526 | 114 | 9 | 4,302 | 829 | 157 | 10 |
| Bay City..... | 4,294 | 4,671 | 407 | 533 | 15 | 30 | | | 3,007 | 2,198 | 19 | 19 | 3,379 | 3,842 | 38 | |
| Belding city..... | 434 | 600 | 10 | 22 | 2 | 2 | | | 623 | 70 | 1 | | 781 | 129 | 1 | |
| Benton Harbor city..... | 831 | 865 | 48 | 54 | 32 | 27 | 2 | | 1,251 | 236 | 75 | 4 | 1,639 | 380 | 84 | 5 |
| Bessemer city..... | 424 | 428 | 190 | 126 | | | | | 227 | 1,130 | | | 212 | 1,201 | | |
| Big Rapids city..... | 721 | 793 | 33 | 40 | 3 | 2 | | | 623 | 215 | 3 | | 863 | 394 | 3 | |
| Cadillac city..... | 913 | 923 | 86 | 120 | | | | | 824 | 592 | | 2 | 941 | 808 | | 3 |
| Charlotte city..... | 488 | 526 | 2 | 10 | | 5 | | | 734 | 47 | 3 | 2 | 1,180 | 119 | 4 | 2 |
| Cheboygan city..... | 1,019 | 1,009 | 124 | 140 | | | 3 | 6 | 671 | 682 | 4 | 4 | 735 | 968 | 4 | 5 |
| Coldwater city..... | 762 | 753 | 11 | 18 | 4 | 2 | | | 1,213 | 78 | 5 | 2 | 1,810 | 217 | 7 | 2 |
| Crystal Falls city..... | 369 | 377 | 150 | 105 | | | | | 292 | 840 | | 1 | 293 | 893 | | 2 |
| Delray village..... | 601 | 570 | 156 | 149 | 3 | 4 | | | 601 | 603 | 1 | | 649 | 777 | 2 | |
| Detroit city..... | 37,856 | 39,259 | 6,357 | 7,243 | 484 | 573 | 4 | 1 | 34,314 | 26,227 | 1,081 | 13 | 37,256 | 40,216 | 1,372 | 11 |
| Ward 1..... | 1,375 | 1,669 | 235 | 382 | 30 | 66 | | | 2,619 | 1,039 | 113 | 1 | 3,261 | 1,671 | 150 | 1 |
| Ward 2..... | 1,043 | 1,167 | 159 | 268 | 10 | 11 | | | 2,403 | 901 | 47 | | 2,947 | 1,284 | 44 | |
| Ward 3..... | 1,931 | 1,921 | 337 | 420 | 237 | 246 | | | 1,832 | 1,425 | 500 | 1 | 1,952 | 2,284 | 611 | 1 |
| Ward 4..... | 1,511 | 1,713 | 274 | 379 | 6 | 6 | | | 2,750 | 1,185 | 19 | 1 | 3,363 | 1,789 | 24 | 1 |
| Ward 5..... | 2,601 | 2,700 | 495 | 516 | 91 | 118 | | | 1,967 | 1,898 | 198 | | 1,938 | 2,944 | 268 | |
| Ward 6..... | 2,008 | 2,060 | 382 | 448 | 9 | 6 | | | 2,668 | 1,332 | 11 | | 3,064 | 2,061 | 12 | |
| Ward 7..... | 2,479 | 2,475 | 445 | 472 | 40 | 49 | 4 | | 1,922 | 1,742 | 107 | 9 | 1,927 | 2,791 | 134 | 7 |
| Ward 8..... | 2,053 | 2,242 | 351 | 416 | 6 | 12 | | | 2,585 | 1,245 | 8 | | 2,852 | 2,056 | 9 | |
| Ward 9..... | 4,248 | 4,175 | 900 | 859 | 12 | 11 | | | 2,229 | 3,252 | 31 | | 1,996 | 4,863 | 46 | |
| Ward 10..... | 2,795 | 3,136 | 417 | 488 | 2 | 5 | | | 2,888 | 1,752 | 3 | | 3,086 | 2,789 | 4 | |
| Ward 11..... | 2,950 | 2,932 | 391 | 413 | 5 | 4 | | | 1,936 | 1,842 | 6 | | 1,805 | 2,961 | 10 | |
| Ward 12..... | 2,711 | 2,808 | 439 | 527 | 5 | 3 | | | 1,872 | 1,720 | 2 | | 1,911 | 2,630 | 7 | |
| Ward 13..... | 2,358 | 2,476 | 287 | 360 | 6 | 7 | 1 | | 1,563 | 1,500 | 6 | | 1,504 | 2,275 | 9 | |
| Ward 14..... | 2,053 | 2,055 | 374 | 363 | 10 | 6 | | | 1,433 | 1,408 | 7 | 1 | 1,444 | 2,102 | 11 | 1 |
| Ward 15..... | 1,483 | 1,367 | 174 | 172 | 1 | 2 | | | 1,245 | 841 | 6 | | 1,245 | 1,333 | 9 | |
| Ward 16..... | 2,741 | 2,782 | 536 | 574 | 14 | 20 | | | 1,651 | 2,324 | 17 | | 1,655 | 3,175 | 23 | |
| Ward 17..... | 1,506 | 1,531 | 161 | 186 | | 1 | | | 1,251 | 821 | | | 1,306 | 1,203 | 1 | |

¹ Includes all persons of negro descent.

² Chinese, Japanese, and Indians.

STATISTICS OF POPULATION.

TABLE 27.—PERSONS OF SCHOOL, MILITIA, AND VOTING AGES, BY SEX, GENERAL NATIVITY, AND COLOR, FOR PLACES HAVING 2,500 INHABITANTS OR MORE: 1900—Continued.

| CITIES, TOWNS, VILLAGES, AND BOROUGHES. | 5 TO 20 YEARS, INCLUSIVE. | | | | | | | | MALES 18 TO 44 YEARS, INCLUSIVE. | | | | MALES 21 YEARS AND OVER. | | | |
|--|---------------------------|---------------|----------------|---------------|---------------------|---------------|-----------------------------|---------------|-------------------------------------|----------------|---------------------|-----------------------------|--------------------------|----------------|---------------------|-----------------------------|
| | Native white. | | Foreign white. | | Negro. ¹ | | Other colored. ² | | Native white. | Foreign white. | Negro. ¹ | Other colored. ² | Native white. | Foreign white. | Negro. ¹ | Other colored. ² |
| | Males. | Fe- males. | Males. | Fe- males. | Males. | Fe- males. | Males. | Fe- males. | | | | | | | | |
| Michigan—Cont'd. | | | | | | | | | | | | | | | | |
| Dowagiac city | 549 | 588 | 12 | 10 | 17 | 28 | | | 877 | 59 | 26 | 1 | 1,147 | 125 | 85 | 1 |
| Escanaba city | 1,407 | 1,524 | 177 | 179 | 5 | 6 | | | 1,104 | 1,209 | 2 | 7 | 1,146 | 1,675 | 5 | 7 |
| Flint city | 1,689 | 1,814 | 137 | 142 | 53 | 44 | | | 2,366 | 543 | 54 | 5 | 3,032 | 923 | 66 | 3 |
| Gladstone city | 389 | 405 | 100 | 79 | | | | | 489 | 646 | | 3 | 487 | 691 | | 6 |
| Grand Haven city | 766 | 843 | 36 | 49 | 3 | | | | 582 | 235 | 6 | 1 | 627 | 593 | 8 | 1 |
| Grand Rapids city | 11,474 | 12,593 | 1,462 | 1,645 | 92 | 104 | 1 | | 11,767 | 6,802 | 138 | 7 | 14,024 | 10,683 | 192 | 7 |
| Ward 1 | 894 | 967 | 76 | 87 | 16 | 18 | | | 1,161 | 515 | 25 | 2 | 1,282 | 892 | 32 | 2 |
| Ward 2 | 506 | 584 | 67 | 122 | 4 | | | | 649 | 289 | 10 | | 833 | 440 | 9 | |
| Ward 3 | 866 | 1,095 | 66 | 141 | 4 | 9 | | | 1,260 | 389 | 12 | 2 | 1,648 | 746 | 17 | 2 |
| Ward 4 | 1,060 | 1,141 | 117 | 119 | 6 | 7 | | | 1,401 | 547 | 6 | 2 | 1,732 | 908 | 8 | 2 |
| Ward 5 | 1,417 | 1,491 | 204 | 212 | 12 | 14 | | | 1,017 | 808 | 19 | | 1,202 | 1,239 | 32 | |
| Ward 6 | 1,627 | 1,672 | 353 | 338 | 1 | 2 | | | 940 | 1,407 | 3 | 1 | 998 | 1,943 | 3 | 1 |
| Ward 7 | 1,016 | 1,174 | 124 | 135 | | 1 | | | 1,088 | 654 | 6 | | 1,265 | 1,056 | 7 | |
| Ward 8 | 521 | 546 | 61 | 63 | | | 1 | | 618 | 306 | 2 | | 671 | 500 | 5 | |
| Ward 9 | 757 | 807 | 72 | 90 | 3 | 1 | | | 820 | 895 | 2 | | 940 | 652 | 2 | |
| Ward 10 | 1,049 | 1,164 | 104 | 154 | 38 | 42 | | | 1,055 | 541 | 46 | | 1,247 | 839 | 64 | |
| Ward 11 | 940 | 1,066 | 95 | 90 | 6 | 4 | | | 1,083 | 398 | 7 | | 1,366 | 643 | 12 | |
| Ward 12 | 821 | 886 | 123 | 114 | 2 | 5 | | | 725 | 523 | | | 840 | 765 | 1 | |
| Greenville city | 470 | 516 | 17 | 19 | 1 | 4 | | | 583 | 116 | | | 817 | 203 | 2 | |
| Hancock village | 591 | 568 | 88 | 110 | 1 | | | | 580 | 491 | 1 | 3 | 502 | 655 | 3 | 9 |
| Hastings city | 409 | 418 | 7 | 7 | | | | | 619 | 37 | | 1 | 915 | 103 | | 1 |
| Hillsdale city | 523 | 577 | 9 | 3 | 1 | 1 | | | 747 | 51 | 3 | 2 | 1,142 | 185 | 7 | 3 |
| Holland city | 1,167 | 1,205 | 153 | 148 | | | | | 1,235 | 516 | 1 | | 1,219 | 945 | 1 | |
| Houghton village | 457 | 441 | 31 | 56 | 3 | 4 | | | 723 | 863 | 9 | 4 | 681 | 554 | 8 | 7 |
| Howell village | 233 | 329 | 4 | 12 | 2 | 10 | | | 434 | 55 | 3 | | 651 | 136 | 7 | |
| Ionia city | 653 | 738 | 41 | 36 | 1 | 3 | | | 857 | 213 | 7 | 1 | 1,169 | 386 | 11 | 1 |
| Iron Mountain city | 1,274 | 1,242 | 362 | 339 | | | | | 471 | 1,908 | 3 | 5 | 424 | 2,227 | 4 | 5 |
| Ironwood city | 1,232 | 1,223 | 437 | 389 | | | | | 469 | 2,104 | 1 | 2 | 462 | 2,327 | 1 | 2 |
| Ishpeming city | 1,921 | 1,995 | 448 | 324 | | | | | 842 | 2,597 | | 4 | 719 | 3,105 | | 4 |
| Jackson city | 3,027 | 3,297 | 141 | 173 | 54 | 65 | | | 4,796 | 1,003 | 156 | 6 | 6,192 | 1,804 | 209 | 6 |
| Kalamazoo city | 2,871 | 3,194 | 262 | 236 | 50 | 55 | | | 3,921 | 1,158 | 100 | 1 | 5,198 | 2,097 | 164 | 2 |
| Lake Linden village | 407 | 465 | 39 | 27 | | | | | 284 | 262 | | 5 | 259 | 430 | | 5 |
| Lansing city | 2,579 | 2,234 | 178 | 151 | 69 | 43 | 1 | 1 | 2,648 | 606 | 56 | 2 | 3,574 | 1,002 | 85 | 3 |
| Lapeer city | 470 | 543 | 22 | 24 | 7 | 5 | 1 | | 503 | 105 | 2 | 1 | 698 | 219 | 2 | |
| Laurium village | 731 | 739 | 140 | 146 | | | | | 468 | 994 | 1 | 10 | 431 | 1,175 | 1 | 12 |
| Ludington city | 1,129 | 1,203 | 135 | 137 | 2 | | | | 671 | 643 | 1 | 3 | 800 | 1,003 | 1 | 5 |
| Manistee city | 2,364 | 2,549 | 274 | 296 | | 1 | | | 1,236 | 1,535 | | 1 | 1,233 | 2,368 | | 2 |
| Manistique village | 547 | 526 | 137 | 121 | | | 5 | 6 | 411 | 747 | | 6 | 466 | 877 | | 6 |
| Marine City | 567 | 579 | 60 | 59 | | | | | 583 | 206 | | | 688 | 356 | | |
| Marquette city | 1,356 | 1,465 | 157 | 199 | 5 | 8 | 3 | | 1,244 | 1,199 | 23 | 20 | 1,297 | 1,730 | 28 | 22 |
| Marshall city | 509 | 610 | 8 | 11 | 4 | 7 | | | 801 | 79 | 11 | 1 | 1,105 | 245 | 16 | 3 |
| Menominee city | 2,006 | 2,043 | 253 | 255 | | 3 | 9 | | 1,308 | 1,634 | | 11 | 1,320 | 2,176 | | 16 |
| Monroe city | 830 | 766 | 18 | 8 | 6 | 5 | | | 857 | 72 | 6 | | 1,053 | 309 | 6 | |
| Mt. Clemens city | 951 | 1,015 | 55 | 69 | 2 | 3 | | | 1,023 | 255 | 7 | 1 | 1,245 | 511 | 8 | 1 |
| Mt. Pleasant city | 499 | 634 | 25 | 39 | 2 | 2 | | | 521 | 145 | 3 | 19 | 702 | 243 | 2 | 8 |
| Muskegon city | 3,340 | 3,443 | 314 | 305 | 4 | 4 | 89 | 98 | 2,603 | 1,692 | 7 | 1 | 2,847 | 2,839 | 7 | 1 |
| Negaunee city | 923 | 952 | 239 | 204 | | | | | 524 | 1,443 | | 3 | 449 | 1,733 | | 3 |
| Niles city | 561 | 608 | 21 | 14 | 14 | 18 | | | 719 | 120 | 32 | 2 | 946 | 286 | 51 | 2 |
| Norway city | 490 | 547 | 199 | 176 | | | 1 | | 146 | 992 | | 2 | 128 | 1,174 | | 1 |
| Owosso city | 1,174 | 1,304 | 79 | 93 | 2 | 4 | | | 1,507 | 364 | 5 | 1 | 1,997 | 645 | 7 | 3 |
| Petoskey city | 683 | 749 | 59 | 66 | 5 | 3 | 1 | 5 | 976 | 267 | 8 | 11 | 1,303 | 390 | 6 | 14 |
| Pontiac city | 1,021 | 1,102 | 77 | 64 | 14 | 21 | | | 1,816 | 562 | 40 | 2 | 2,331 | 973 | 54 | 2 |
| Port Huron city | 2,426 | 2,443 | 565 | 625 | 16 | 17 | | | 2,389 | 1,871 | 16 | | 2,681 | 2,872 | 20 | |
| Red Jacket village | 494 | 487 | 133 | 158 | 1 | | 1 | | 480 | 1,205 | 11 | 20 | 432 | 1,367 | 11 | 26 |
| Saginaw city | 6,255 | 6,758 | 415 | 546 | 40 | 46 | | | 5,736 | 2,909 | 125 | 2 | 6,409 | 5,278 | 143 | 3 |
| St. Clair city | 350 | 409 | 36 | 39 | | | | | 371 | 145 | | 1 | 452 | 271 | 1 | |
| St. Johns village | 436 | 516 | 7 | 8 | 3 | | | | 600 | 51 | 2 | | 837 | 125 | 5 | |
| St. Joseph city | 649 | 660 | 99 | 133 | 22 | 19 | | | 832 | 304 | 20 | 3 | 1,075 | 487 | 27 | 4 |
| Sault Ste. Marie city | 1,053 | 1,130 | 536 | 561 | 2 | 1 | 17 | 18 | 1,020 | 2,043 | 13 | 20 | 1,113 | 2,441 | 12 | 28 |
| South Haven village | 542 | 597 | 21 | 31 | 11 | 9 | | | 858 | 125 | 10 | | 1,062 | 306 | 13 | |
| Three Rivers city | 443 | 483 | 9 | 15 | 4 | 3 | | | 659 | 70 | 9 | | 1,001 | 132 | 15 | |
| Traverse City | 1,190 | 1,323 | 75 | 90 | | | | | 1,618 | 584 | 3 | 6 | 1,977 | 1,038 | 7 | 9 |
| West Bay City | 2,137 | 2,139 | 202 | 202 | | | | | 1,603 | 1,059 | 1 | | 1,762 | 1,757 | 5 | |
| Wyandotte city | 835 | 783 | 68 | 54 | | | | | 894 | 294 | 1 | | 923 | 602 | 1 | |
| Ypsilanti city | 697 | 1,043 | 33 | 60 | 96 | 105 | | | 1,077 | 152 | 120 | 5 | 1,512 | 307 | 175 | 6 |
| Minnesota: | | | | | | | | | | | | | | | | |
| Albert Lea city | 626 | 724 | 45 | 60 | | | | | 655 | 312 | 4 | 1 | 728 | 549 | 6 | 1 |
| Alexandria village | 421 | 475 | 25 | 40 | | | | | 362 | 172 | 2 | 2 | 426 | 319 | 2 | 2 |
| Anoka city | 560 | 632 | 23 | 42 | 1 | 2 | | | 545 | 217 | 1 | | 693 | 388 | 2 | |
| Austin city | 751 | 866 | 26 | 23 | | | | | 1,087 | 273 | 1 | | 1,305 | 459 | 2 | |
| Blue Earth City | 413 | 480 | 12 | 13 | | | | | 564 | 165 | | | 664 | 279 | | |
| Brainerd city | 1,168 | 1,246 | 138 | 122 | | 1 | 1 | | 1,013 | 839 | 1 | 1 | 1,098 | 1,117 | 1 | |
| Cloquet village | 380 | 382 | 95 | 88 | | | | | 277 | 684 | | | 267 | 780 | | 3 |
| Crookston city | 702 | 835 | 111 | 106 | | | | | 689 | 751 | | 2 | 726 | 964 | 1 | 3 |
| Duluth city | 6,299 | 6,495 | 1,325 | 1,290 | 24 | 26 | 4 | | 6,806 | 9,253 | 126 | 25 | 7,544 | 11,215 | 143 | 35 |
| Ward 1 | 825 | 976 | 91 | 154 | 2 | | | | 698 | 523 | 2 | | 838 | 715 | 2 | |
| Ward 2 | 911 | 941 | 175 | 175 | 3 | 3 | | | 672 | 822 | 6 | 8 | 726 | 1,100 | 7 | 8 |
| Ward 3 | 553 | 564 | 89 | 106 | 2 | 5 | | | 633 | 774 | 10 | 2 | 878 | 982 | 19 | 2 |
| Ward 4 | 422 | 437 | 119 | 122 | 11 | 10 | 4 | | 978 | 1,100 | 71 | 10 | 1,093 | 1,312 | 75 | 13 |

¹ Includes all persons of negro descent.² Chinese, Japanese, and Indians.

SCHOOL, MILITIA, AND VOTING AGES.

TABLE 27.—PERSONS OF SCHOOL, MILITIA, AND VOTING AGES, BY SEX, GENERAL NATIVITY, AND COLOR, FOR PLACES HAVING 2,500 INHABITANTS OR MORE: 1900—Continued.

| CITIES, TOWNS, VILLAGES, AND BOROUGHES. | 5 TO 20 YEARS, INCLUSIVE. | | | | | | | | MALES 18 TO 44 YEARS, INCLUSIVE. | | | | MALES 21 YEARS AND OVER. | | | |
|--|---------------------------|---------------|----------------|---------------|---------------------|---------------|-----------------------------|---------------|-------------------------------------|-------------------|---------------------|--------------------------------|--------------------------|-------------------|---------------------|--------------------------------|
| | Native white. | | Foreign white. | | Negro. ¹ | | Other colored. ² | | Native white. | Foreign white. | Negro. ¹ | Other colored. ² | Native white. | Foreign white. | Negro. ¹ | Other colored. ² |
| | Males. | Fe- males. | Males. | Fe- males. | Males. | Fe- males. | Males. | Fe- males. | | | | | | | | |
| Minnesota—Cont'd. | | | | | | | | | | | | | | | | |
| Duluth city—Continued. | | | | | | | | | | | | | | | | |
| Ward 5 | 767 | 722 | 180 | 142 | 6 | 6 | | | 1,900 | 1,789 | 32 | | 1,961 | 2,071 | 34 | 1 |
| Ward 6 | 726 | 791 | 192 | 197 | 2 | | | | 525 | 1,531 | 3 | 1 | 568 | 1,759 | 8 | 3 |
| Ward 7 | 1,116 | 1,096 | 266 | 233 | | | | | 330 | 1,635 | | | 913 | 1,980 | | |
| Ward 8 | 979 | 968 | 213 | 161 | | | | | 524 | 1,034 | 2 | 4 | 567 | 1,296 | 3 | 3 |
| Ely city | 291 | 233 | 204 | 154 | | | | | 193 | 1,306 | | 3 | 185 | 1,358 | | 3 |
| Eveleth village | 216 | 213 | 100 | 67 | | | | | 272 | 1,021 | | 1 | 263 | 1,045 | | 3 |
| Fairmont village | 452 | 524 | 11 | 23 | | | | | 565 | 166 | | 1 | 554 | 264 | | 2 |
| Fairbault city | 1,346 | 1,360 | 75 | 95 | 7 | | | | 1,143 | 353 | 2 | | 1,320 | 694 | 2 | |
| Fergus Falls city | 785 | 838 | 45 | 59 | 16 | 15 | 3 | | 720 | 657 | 9 | 3 | 848 | 1,117 | 10 | 3 |
| Hastings city | 593 | 632 | 16 | 25 | 7 | 8 | | | 513 | 164 | 5 | | 663 | 395 | 7 | |
| Lake City | 365 | 414 | 14 | 20 | | | | | 381 | 136 | 3 | | 516 | 280 | 3 | |
| Little Falls city | 977 | 990 | 92 | 122 | | | | | 705 | 545 | | | 732 | 754 | 1 | |
| Mankato city | 1,622 | 1,768 | 102 | 127 | 2 | | | | 1,446 | 718 | 2 | | 1,626 | 1,269 | 2 | |
| Minneapolis city | 26,072 | 27,906 | 2,735 | 3,316 | 149 | 188 | 7 | 4 | 23,557 | 22,593 | 516 | 16 | 32,323 | 30,227 | 637 | 24 |
| Ward 1 | 1,843 | 1,955 | 254 | 264 | 2 | | | | 1,782 | 1,845 | 4 | | 1,807 | 2,469 | 6 | |
| Ward 2 | 1,577 | 1,679 | 88 | 131 | 2 | 2 | | | 2,218 | 848 | | | 2,590 | 1,202 | 8 | |
| Ward 3 | 3,537 | 4,006 | 605 | 602 | 12 | 17 | | | 3,408 | 3,247 | 49 | | 3,637 | 4,419 | 67 | |
| Ward 4 | 2,518 | 2,765 | 219 | 347 | 27 | 15 | 1 | 2 | 5,716 | 2,447 | 105 | 9 | 6,622 | 8,176 | 113 | 11 |
| Ward 5 | 2,007 | 2,464 | 157 | 333 | 52 | 84 | | | 4,390 | 2,244 | 232 | 3 | 5,303 | 2,918 | 278 | 7 |
| Ward 6 | 1,762 | 1,871 | 304 | 321 | 6 | 27 | | | 1,123 | 2,778 | 41 | 1 | 1,071 | 3,558 | 53 | 1 |
| Ward 7 | 2,018 | 2,159 | 94 | 161 | 16 | 14 | | | 1,532 | 1,113 | 29 | | 1,742 | 1,612 | 39 | |
| Ward 8 | 2,535 | 2,797 | 96 | 209 | 14 | 13 | | 1 | 3,095 | 1,008 | 16 | | 4,032 | 1,409 | 20 | 1 |
| Ward 9 | 2,601 | 2,617 | 319 | 233 | 5 | 7 | | 6 | 1,735 | 2,235 | 11 | 3 | 1,913 | 2,948 | 15 | 4 |
| Ward 10 | 1,343 | 1,424 | 190 | 177 | 1 | | | | 961 | 1,709 | 4 | | 1,033 | 2,078 | 4 | |
| Ward 11 | 2,249 | 2,409 | 252 | 317 | 7 | 4 | | | 1,396 | 2,171 | 12 | | 1,398 | 2,969 | 19 | |
| Ward 12 | 1,006 | 1,075 | 126 | 114 | 5 | 5 | | | 587 | 668 | 4 | | 874 | 1,105 | 10 | |
| Ward 13 | 756 | 685 | 31 | 52 | | | | | 611 | 230 | 4 | | 746 | 364 | 5 | |
| Moorhead city | 590 | 573 | 47 | 65 | | | | | 420 | 435 | 1 | 1 | 431 | 618 | 1 | 1 |
| New Ulm city | 807 | 322 | 100 | 89 | | 1 | | | 632 | 461 | 2 | | 570 | 918 | 2 | |
| Northfield city | 470 | 531 | 11 | 21 | 3 | | | | 474 | 136 | 4 | 1 | 627 | 278 | 5 | 1 |
| Owatonna city | 368 | 930 | 49 | 59 | 8 | 6 | | | 710 | 316 | 1 | | 392 | 531 | 2 | |
| Pipestone village | 377 | | 11 | 34 | 1 | 1 | 49 | 59 | 474 | 108 | 2 | 3 | 543 | 176 | 2 | |
| Red Wing city | 1,358 | 1,264 | 89 | 64 | 13 | 1 | | | 384 | 519 | 4 | 2 | 903 | 1,054 | | 2 |
| Rochester city | 773 | 873 | 25 | 45 | 1 | | | | 1,068 | 393 | 1 | 2 | 1,331 | 856 | 4 | 2 |
| St. Cloud city | 1,517 | 1,613 | 89 | 114 | 5 | 3 | | | 1,060 | 531 | 3 | 1 | 1,137 | 899 | 5 | 1 |
| St. James city | 342 | 369 | 23 | 24 | | | | | 554 | 214 | | 1 | 591 | 313 | 1 | 2 |
| St. Paul city | 22,250 | 23,565 | 2,387 | 2,772 | 212 | 221 | 3 | 1 | 25,710 | 15,570 | 876 | 26 | 27,509 | 22,435 | 1,051 | 32 |
| Ward 1 | 3,068 | 3,063 | 364 | 392 | 12 | 7 | | | 2,036 | 2,684 | 51 | 3 | 2,051 | 3,598 | 56 | 4 |
| Ward 2 | 2,333 | 2,442 | 194 | 251 | 2 | 5 | | | 1,874 | 1,421 | 7 | 1 | 1,915 | 2,216 | 9 | 1 |
| Ward 3 | 771 | 812 | 99 | 95 | 32 | 11 | | | 2,963 | 1,090 | 164 | 4 | 3,179 | 1,438 | 190 | 6 |
| Ward 4 | 1,309 | 1,358 | 144 | 179 | 46 | 38 | | | 4,426 | 1,420 | 281 | 10 | 4,987 | 1,879 | 346 | 11 |
| Ward 5 | 2,520 | 2,737 | 258 | 243 | 3 | 8 | | | 2,460 | 1,454 | 13 | | 2,496 | 2,436 | 17 | |
| Ward 6 | 2,621 | 2,744 | 361 | 419 | 3 | 3 | | | 2,212 | 1,650 | 18 | 1 | 2,309 | 2,348 | 31 | 1 |
| Ward 7 | 1,742 | 2,166 | 60 | 297 | 5 | 7 | | | 2,644 | 666 | 20 | 3 | 3,265 | 1,023 | 25 | 3 |
| Ward 8 | 4,297 | 4,597 | 559 | 540 | 90 | 127 | 2 | 1 | 3,084 | 2,872 | 279 | 1 | 3,076 | 4,210 | 329 | 2 |
| Ward 9 | 2,052 | 2,193 | 199 | 226 | 16 | 13 | | | 2,138 | 1,406 | 34 | 3 | 2,138 | 2,054 | 33 | 4 |
| Ward 10 | 742 | 767 | 73 | 72 | 2 | | | | 1,059 | 566 | | | 1,156 | 724 | 3 | |
| Ward 11 | 795 | 636 | 76 | 53 | 1 | 2 | | | 866 | 341 | 7 | | 937 | 459 | 7 | |
| St. Peter city | 497 | 552 | 23 | 36 | | | | | 647 | 417 | 1 | 1 | 698 | 724 | 2 | 2 |
| Stillwater city | 1,784 | 1,728 | 123 | 170 | 5 | 7 | | 2 | 2,222 | 1,533 | 26 | 9 | 2,270 | 2,313 | 32 | 7 |
| Two Harbors village | 326 | 291 | 102 | 120 | | | | 2 | 461 | 755 | 1 | 5 | 492 | 832 | 3 | 5 |
| Virginia city | 399 | 303 | 88 | 66 | | | | | 559 | 890 | | 1 | 487 | 955 | 1 | 1 |
| Wabasha city | 401 | 459 | 6 | 12 | | | | | 360 | 71 | | | 403 | 260 | | |
| Waseca city | 550 | 502 | 19 | 23 | | | | | 535 | 150 | 2 | 2 | 577 | 301 | 2 | 2 |
| Willmar village | 450 | 498 | 71 | 61 | | | | | 484 | 429 | 1 | 1 | 458 | 614 | 1 | 2 |
| Winona city | 3,161 | 3,582 | 217 | 260 | 2 | 7 | | | 2,331 | 1,206 | 9 | | 2,572 | 2,341 | 14 | |
| Mississippi: | | | | | | | | | | | | | | | | |
| Aberdeen city | 209 | 248 | | 3 | 313 | 352 | | 1 | 304 | 18 | 327 | 4 | 412 | 38 | 450 | 4 |
| Bay St. Louis city | 415 | 308 | 12 | 3 | 176 | 212 | | | 313 | 48 | 163 | 2 | 356 | 96 | 204 | 2 |
| Biloxi city | 751 | 855 | 12 | 15 | 149 | 175 | | | 744 | 106 | 133 | 1 | 847 | 241 | 223 | 1 |
| Brookhaven town | 261 | 271 | | 1 | 228 | 244 | | | 346 | 14 | 252 | 2 | 371 | 48 | 272 | 2 |
| Canton city | 215 | 219 | 1 | 3 | 324 | 389 | | | 320 | 17 | 332 | 1 | 387 | 46 | 435 | 1 |
| Columbus city | 476 | 541 | | | 522 | 655 | | | 648 | 15 | 606 | 2 | 332 | 48 | 800 | 2 |
| Corinth city | 378 | 475 | | | 215 | 259 | | | 540 | 17 | 197 | | 645 | 32 | 251 | |
| Greenwood town | 400 | 421 | 5 | 7 | 585 | 324 | | 8 | 573 | 66 | 1,085 | 25 | 695 | 133 | 1,379 | 33 |
| Greenwood city | 163 | 153 | 3 | 5 | 332 | 351 | | | 321 | 34 | 528 | 4 | 364 | 43 | 513 | 5 |
| Grenada town | 198 | 209 | | 1 | 210 | 244 | | | 249 | 9 | 229 | 1 | 321 | 18 | 294 | 1 |
| Hattiesburg town | 422 | 449 | | | 313 | 330 | | | 632 | 11 | 411 | | 706 | 21 | 416 | 1 |
| Holly Springs city | 191 | 306 | 1 | | 304 | 452 | | | 194 | 3 | 353 | | 276 | 20 | 311 | |
| Jackson city | 601 | 596 | 7 | 3 | 726 | 854 | | | 708 | 25 | 909 | 2 | 824 | 67 | 1,086 | 3 |
| Laurel town | 315 | 251 | 2 | | 263 | 190 | | | 522 | 15 | 638 | | 558 | 19 | 571 | |
| McComb town | 553 | 538 | 2 | 1 | 133 | 171 | | | 974 | 28 | 155 | 2 | 1,062 | 63 | 174 | 2 |
| Meridian city | 1,232 | 1,390 | 7 | 4 | 907 | 1,207 | | | 1,925 | 80 | 1,076 | 2 | 2,254 | 144 | 1,269 | 2 |
| Natchez city | 316 | 902 | 12 | 13 | 1,064 | 1,288 | | | 936 | 85 | 1,272 | 3 | 1,114 | 194 | 1,611 | 4 |
| Vicksburg city | 989 | 1,089 | 22 | 17 | 1,200 | 1,444 | | | 1,478 | 162 | 1,629 | 9 | 1,688 | 355 | 1,997 | 11 |
| Water Valley city | 374 | 427 | | 4 | 240 | 273 | | | 513 | 18 | 262 | | 605 | 55 | 312 | |
| Wesson town | 555 | 726 | 1 | | 27 | 48 | | | 450 | 6 | 24 | 1 | 572 | 14 | 30 | 1 |
| West Point town | 246 | 273 | | | 301 | 321 | | | 307 | 5 | 262 | 3 | 412 | 15 | 352 | 3 |
| Yazoo City | 352 | 361 | 1 | 3 | 453 | 533 | | | 396 | 24 | 552 | 3 | 491 | 54 | 679 | 3 |

¹ Includes all persons of negro descent.

² Chinese, Japanese, and Indians.

STATISTICS OF POPULATION.

TABLE 27.—PERSONS OF SCHOOL, MILITIA, AND VOTING AGES, BY SEX, GENERAL NATIVITY, AND COLOR, FOR PLACES HAVING 2,500 INHABITANTS OR MORE: 1900—Continued.

Table with columns for 'CITIES, TOWNS, VILLAGES, AND BOROUGHES.', '5 TO 20 YEARS, INCLUSIVE.' (Native white, Foreign white, Negro, Other colored), 'MALES 18 TO 44 YEARS, INCLUSIVE.' (Native white, Foreign white, Negro, Other colored), and 'MALES 21 YEARS AND OVER.' (Native white, Foreign white, Negro, Other colored). Rows list various Missouri, Kansas, and Louisiana cities and wards.

1 Includes all persons of negro descent.

2 Chinese, Japanese, and Indians.

SCHOOL, MILITIA, AND VOTING AGES.

TABLE 27.—PERSONS OF SCHOOL, MILITIA, AND VOTING AGES, BY SEX, GENERAL NATIVITY, AND COLOR, FOR PLACES HAVING 2,500 INHABITANTS OR MORE: 1900—Continued.

| CITIES, TOWNS, VILLAGES, AND BOROUGHS. | 5 TO 20 YEARS, INCLUSIVE. | | | | | | | | MALES 18 TO 44 YEARS, INCLUSIVE. | | | | MALES 21 YEARS AND OVER. | | | |
|--|---------------------------|----------|----------------|----------|---------------------|----------|-----------------------------|----------|----------------------------------|----------------|---------------------|-----------------------------|--------------------------|----------------|---------------------|-----------------------------|
| | Native white. | | Foreign white. | | Negro. ¹ | | Other colored. ² | | Native white. | Foreign white. | Negro. ¹ | Other colored. ² | Native white. | Foreign white. | Negro. ¹ | Other colored. ² |
| | Males. | Females. | Males. | Females. | Males. | Females. | Males. | Females. | | | | | | | | |
| Missouri—Continued. | | | | | | | | | | | | | | | | |
| St. Louis city—Continued. | | | | | | | | | | | | | | | | |
| Ward 20 | 2,504 | 2,716 | 55 | 79 | 212 | 242 | | | 3,851 | 635 | 398 | 11 | 3,548 | 1,372 | 482 | 11 |
| Ward 21 | 2,180 | 2,454 | 46 | 73 | 93 | 124 | | | 3,827 | 585 | 253 | 15 | 3,870 | 1,223 | 284 | 17 |
| Ward 22 | 1,550 | 1,698 | 38 | 59 | 285 | 345 | 1 | | 3,454 | 493 | 755 | 16 | 4,097 | 980 | 913 | 20 |
| Ward 23 | 2,093 | 2,381 | 43 | 66 | 401 | 428 | | | 3,105 | 732 | 623 | | 3,218 | 1,499 | 736 | 1 |
| Ward 24 | 8,708 | 8,938 | 164 | 151 | 85 | 96 | | | 4,460 | 1,539 | 151 | 1 | 4,969 | 2,963 | 205 | 3 |
| Ward 25 | 2,377 | 2,608 | 64 | 157 | 278 | 295 | 2 | | 3,830 | 718 | 538 | 19 | 4,474 | 1,484 | 577 | 20 |
| Ward 26 | 3,221 | 3,419 | 70 | 83 | 318 | 356 | | 1 | 3,955 | 920 | 401 | 8 | 4,254 | 1,754 | 542 | 11 |
| Ward 27 | 3,148 | 3,275 | 63 | 76 | 82 | 86 | | | 3,588 | 796 | 114 | 18 | 3,967 | 1,517 | 143 | 19 |
| Ward 28 | 3,363 | 4,194 | 39 | 170 | 75 | 108 | 1 | | 5,186 | 741 | 270 | 21 | 6,316 | 1,447 | 293 | 25 |
| Sedalia city | 2,124 | 2,335 | 25 | 27 | 261 | 336 | | | 2,577 | 184 | 353 | | 3,236 | 493 | 451 | |
| Slater city | 301 | 338 | | 1 | 92 | 108 | | | 410 | 25 | 106 | | 530 | 53 | 128 | |
| Springfield city | 3,326 | 3,612 | 82 | 33 | 419 | 402 | | | 4,225 | 249 | 454 | | 5,385 | 544 | 590 | |
| Stanberry city | 400 | 466 | 1 | 3 | | 1 | | | 602 | 20 | 2 | | 720 | 57 | 2 | |
| Trenton city | 334 | 881 | | 1 | 32 | 40 | | | 1,079 | 45 | 33 | | 1,399 | 113 | 51 | |
| Warrensburg city | 640 | 746 | 2 | 1 | 84 | 89 | | | 705 | 15 | 109 | | 1,043 | 64 | 166 | |
| Washington city | 463 | 472 | 5 | 4 | 46 | 49 | | | 474 | 55 | 55 | | 488 | 227 | 70 | |
| Webb city | 1,532 | 1,555 | 10 | 8 | 2 | 2 | | | 2,313 | 74 | 14 | | 2,642 | 146 | 12 | |
| West Plains city | 483 | 548 | | 1 | 13 | 18 | | | 477 | 12 | 9 | | 691 | 26 | 22 | |
| Montana: | | | | | | | | | | | | | | | | |
| Anaconda city | 980 | 1,048 | 118 | 133 | 5 | 8 | 1 | | 1,425 | 1,794 | 68 | 11 | 1,569 | 2,126 | 74 | 14 |
| Billings city | 373 | 389 | 12 | 19 | 7 | 9 | 3 | | 307 | 225 | 32 | 63 | 923 | 311 | 37 | 33 |
| Bozeman city | 525 | 583 | 19 | 20 | 4 | 6 | 3 | | 606 | 139 | 8 | 29 | 779 | 224 | 10 | 45 |
| Butte city | 2,893 | 3,011 | 392 | 422 | 19 | 18 | 7 | 4 | 6,316 | 4,963 | 86 | 191 | 6,996 | 6,003 | 110 | 278 |
| Great Falls city | 1,665 | 1,584 | 340 | 280 | 18 | 26 | | | 3,301 | 2,461 | 27 | | 3,507 | 2,864 | 33 | |
| Helena city | 1,353 | 1,533 | 82 | 124 | 13 | 27 | 5 | 3 | 1,613 | 850 | 64 | 122 | 2,055 | 1,316 | 90 | 177 |
| Kalispel city | 290 | 283 | 12 | 23 | 3 | 2 | 10 | | 561 | 207 | 14 | 51 | 733 | 271 | 16 | 55 |
| Livingston city | 352 | 352 | 29 | 27 | 1 | 2 | 20 | | 522 | 236 | 2 | 102 | 679 | 332 | 3 | 105 |
| Missoula city | 539 | 614 | 39 | 46 | 5 | | 19 | | 842 | 339 | 16 | 114 | 991 | 464 | 18 | 125 |
| Walkerville city | 333 | 371 | 49 | 53 | | | | | 255 | 463 | | 5 | 247 | 591 | | 8 |
| Nebraska: | | | | | | | | | | | | | | | | |
| Alliance city | 285 | 321 | 2 | 7 | 5 | 6 | 1 | | 327 | 91 | 25 | 5 | 886 | 116 | 29 | 6 |
| Auburn city | 411 | 486 | 3 | | | | | | 523 | 27 | | | 701 | 67 | | |
| Beatrice city | 1,256 | 1,342 | 36 | 71 | 5 | 5 | | | 1,237 | 184 | 5 | | 1,743 | 368 | 6 | |
| Blair city | 478 | 551 | 13 | 23 | 1 | 1 | | | 410 | 92 | | | 581 | 194 | 1 | |
| Columbus city | 552 | 686 | 40 | 36 | 2 | 3 | | | 512 | 196 | 2 | | 572 | 370 | 3 | |
| Fairbury city | 448 | 537 | 8 | 10 | 1 | | | | 678 | 60 | 3 | | 848 | 111 | 2 | |
| Falls City | 440 | 502 | 8 | 11 | 17 | 9 | | | 522 | 46 | 15 | | 730 | 115 | 21 | |
| Fremont city | 1,131 | 1,222 | 63 | 77 | 12 | 12 | | | 1,160 | 352 | 13 | 1 | 1,420 | 593 | 16 | 1 |
| Grand Island city | 1,136 | 1,334 | 66 | 80 | 5 | 7 | | | 1,275 | 370 | 12 | | 1,500 | 625 | 15 | 2 |
| Hastings city | 992 | 1,161 | 103 | 127 | 7 | 9 | | | 1,108 | 326 | 15 | 2 | 1,461 | 543 | 13 | 4 |
| Holdrege city | 532 | 592 | 15 | 38 | 3 | 1 | | | 473 | 155 | 4 | 2 | 545 | 267 | 4 | 2 |
| Kearney city | 864 | 994 | 40 | 39 | 5 | 3 | | | 928 | 168 | 3 | | 1,269 | 308 | 6 | |
| Lincoln city | 5,981 | 6,003 | 295 | 337 | 113 | 129 | | | 8,773 | 1,550 | 233 | 17 | 9,339 | 2,390 | 269 | 30 |
| Nebraska City | 1,206 | 1,287 | 18 | 34 | 19 | 27 | | | 1,351 | 215 | 21 | | 1,557 | 455 | 37 | |
| Norfolk city | 625 | 692 | 28 | 26 | 5 | 3 | | | 592 | 175 | 5 | 1 | 737 | 289 | 7 | 1 |
| North Platte city | 561 | 610 | 14 | 23 | 1 | | | | 679 | 110 | 1 | 1 | 883 | 217 | 7 | 2 |
| Omaha city | 13,274 | 13,650 | 1,099 | 1,660 | 400 | 495 | 5 | | 19,738 | 7,827 | 1,123 | 73 | 21,885 | 11,383 | 1,257 | 95 |
| Ward 1 | 1,459 | 1,501 | 161 | 225 | 16 | 13 | | | 1,458 | 1,016 | 20 | | 1,513 | 1,513 | 26 | |
| Ward 2 | 2,095 | 2,166 | 305 | 317 | 8 | 27 | | | 1,844 | 1,692 | 40 | | 1,931 | 2,387 | 53 | |
| Ward 3 | 804 | 836 | 162 | 184 | 151 | 168 | 5 | | 3,541 | 1,107 | 613 | 62 | 3,843 | 1,514 | 630 | 30 |
| Ward 4 | 1,099 | 1,147 | 44 | 93 | 23 | 23 | | | 2,887 | 629 | 74 | 3 | 3,182 | 905 | 84 | 6 |
| Ward 5 | 1,220 | 1,200 | 63 | 85 | 20 | 25 | | | 2,042 | 520 | 85 | | 2,215 | 808 | 46 | |
| Ward 6 | 2,721 | 2,609 | 116 | 121 | 92 | 122 | | | 2,823 | 955 | 163 | | 3,232 | 1,417 | 200 | |
| Ward 7 | 1,329 | 1,437 | 130 | 166 | 11 | 12 | | | 1,461 | 784 | 21 | 1 | 1,688 | 1,121 | 23 | 1 |
| Ward 8 | 1,295 | 1,434 | 65 | 81 | 34 | 54 | | | 2,367 | 651 | 32 | 7 | 2,712 | 989 | 112 | 8 |
| Ward 9 | 1,252 | 1,320 | 53 | 388 | 40 | 51 | | | 1,310 | 473 | 65 | | 1,549 | 729 | 73 | |
| Plattsmouth city | 796 | 881 | 48 | 54 | 3 | | | | 631 | 286 | 3 | | 836 | 465 | 4 | |
| South Omaha city | 4,012 | 3,350 | 325 | 296 | 79 | 44 | | | 6,613 | 2,571 | 319 | 10 | 6,430 | 3,125 | 313 | 11 |
| Wymore city | 406 | 451 | 9 | 4 | | | | | 522 | 43 | | | 662 | 88 | | |
| York city | 865 | 921 | 37 | 35 | 5 | 9 | | | 931 | 103 | 7 | | 1,221 | 194 | 9 | |
| Nevada: | | | | | | | | | | | | | | | | |
| Reno town | 563 | 546 | 27 | 15 | 1 | 4 | 30 | 20 | 824 | 273 | 9 | 102 | 1,043 | 477 | 13 | 162 |
| Virginia City | 319 | 370 | 3 | 6 | | | 12 | 5 | 365 | 63 | 1 | 21 | 484 | 421 | 7 | 71 |
| New Hampshire: | | | | | | | | | | | | | | | | |
| Berlin city | 853 | 865 | 616 | 555 | | | | | 573 | 1,724 | | 4 | 643 | 1,935 | | 4 |
| Claremont town | 713 | 722 | 170 | 161 | 3 | 7 | | | 899 | 363 | 2 | 2 | 1,429 | 511 | 7 | 2 |
| Concord city | 2,081 | 2,151 | 226 | 243 | 6 | 8 | | | 3,293 | 1,205 | 10 | 6 | 4,782 | 1,669 | 20 | 7 |
| Conway town | 392 | 429 | 27 | 15 | | 1 | | | 607 | 181 | 1 | | 875 | 243 | 1 | |
| Derry town | 401 | 407 | 29 | 35 | | | | | 677 | 178 | 2 | 2 | 1,019 | 281 | 2 | 3 |
| Dover city | 1,434 | 1,504 | 287 | 255 | 1 | 1 | 1 | | 1,864 | 908 | 2 | 6 | 2,716 | 1,284 | 4 | 5 |
| Exeter town | 540 | 545 | 101 | 98 | 6 | 7 | | | 687 | 317 | 5 | 2 | 1,022 | 425 | 9 | 2 |
| Franklin city | 683 | 718 | 146 | 158 | 3 | 4 | 2 | | 891 | 373 | 5 | 1 | 1,215 | 503 | 3 | 1 |
| Goffstown town | 236 | 249 | 22 | 10 | 3 | 3 | | | 419 | 158 | 6 | | 735 | 233 | 8 | |
| Haverhill town | 381 | 375 | 40 | 27 | | | | | 702 | 151 | 2 | | 1,028 | 169 | 2 | |
| Keene city | 1,117 | 1,102 | 71 | 80 | 1 | | 4 | | 1,646 | 345 | | 4 | 2,328 | 526 | | 5 |
| Laconia city | 809 | 866 | 151 | 204 | 5 | 4 | | | 1,171 | 463 | 6 | 2 | 1,825 | 650 | 5 | 3 |
| Lancaster town | 372 | 391 | 43 | 41 | 1 | 2 | | | 498 | 193 | 1 | 2 | 759 | 276 | 2 | 2 |
| Lebanon town | 549 | 588 | 72 | 112 | | | | | 847 | 203 | | | 1,224 | 327 | 1 | 1 |
| Littleton town | 514 | 537 | 44 | 49 | | 1 | | | 672 | 210 | | 2 | 935 | 320 | 1 | 2 |

¹ Includes all persons of negro descent.

² Chinese, Japanese, and Indians.

STATISTICS OF POPULATION.

TABLE 27.—PERSONS OF SCHOOL, MILITIA, AND VOTING AGES, BY SEX, GENERAL NATIVITY, AND COLOR, FOR PLACES HAVING 2,500 INHABITANTS OR MORE: 1900—Continued.

| CITIES, TOWNS, VILLAGES, AND BOROUGHS. | 5 TO 20 YEARS, INCLUSIVE. | | | | | | | | MALES 18 TO 44 YEARS, INCLUSIVE. | | | | MALES 21 YEARS AND OVER. | | | |
|---|---------------------------|---------------|----------------|---------------|---------------------|---------------|-----------------------------|---------------|-------------------------------------|----------------|---------------------|-----------------------------|--------------------------|----------------|---------------------|-----------------------------|
| | Native white. | | Foreign white. | | Negro. ¹ | | Other colored. ² | | Native white. | Foreign white. | Negro. ¹ | Other colored. ² | Native white. | Foreign white. | Negro. ¹ | Other colored. ² |
| | Males. | Fe- males. | Males. | Fe- males. | Males. | Fe- males. | Males. | Fe- males. | | | | | | | | |
| New Hampshire—Con. | | | | | | | | | | | | | | | | |
| Manchester city | 5,671 | 5,735 | 2,554 | 3,178 | 1 | 2 | 1 | | 5,652 | 6,408 | 8 | 28 | 7,244 | 8,106 | 13 | 32 |
| Ward 1 | 328 | 347 | 146 | 191 | | | | | 330 | 476 | 4 | | 405 | 602 | 4 | |
| Ward 2 | 638 | 609 | 99 | 108 | 1 | | | | 753 | 290 | | | 1,149 | 400 | | |
| Ward 3 | 547 | 580 | 423 | 530 | | 1 | 1 | | 689 | 871 | | 6 | 933 | 1,045 | 1 | 6 |
| Ward 4 | 611 | 593 | 257 | 325 | | | | | 763 | 762 | 2 | 4 | 1,082 | 923 | 4 | 5 |
| Ward 5 | 873 | 890 | 523 | 764 | | | | | 689 | 1,254 | | 9 | 658 | 1,576 | | 12 |
| Ward 6 | 522 | 596 | 90 | 88 | | | | | 785 | 308 | 1 | 1 | 1,024 | 489 | 1 | 1 |
| Ward 7 | 129 | 118 | 74 | 63 | | | | | 269 | 228 | | | 345 | 275 | 1 | |
| Ward 8 | 677 | 650 | 193 | 183 | | | | | 566 | 552 | | 6 | 710 | 783 | 1 | 6 |
| Ward 9 | 818 | 813 | 627 | 769 | | | | | 299 | 1,272 | | 2 | 252 | 1,543 | | 2 |
| Ward 10 | 528 | 539 | 117 | 157 | | 1 | | | 519 | 395 | 1 | | 686 | 515 | 1 | |
| Milford town | 427 | 873 | 56 | 46 | | 2 | | | 551 | 282 | | 1 | 833 | 373 | | 1 |
| Nashua city | 2,609 | 2,680 | 954 | 1,026 | 12 | 7 | 2 | | 2,852 | 2,346 | 11 | 7 | 3,767 | 2,919 | 15 | 5 |
| Newmarket town | 273 | 291 | 202 | 285 | | | | | 279 | 261 | | | 417 | 322 | | 1 |
| Newport town | 386 | 374 | 23 | 32 | | 1 | | | 560 | 82 | | | 870 | 128 | 2 | |
| Pembroke town | 311 | 317 | 201 | 190 | | | | | 314 | 339 | | 2 | 467 | 428 | | 2 |
| Peterboro town | 264 | 268 | 36 | 42 | 1 | | | | 379 | 128 | 2 | 1 | 640 | 197 | 1 | 1 |
| Portsmouth city | 1,041 | 1,192 | 90 | 113 | 8 | 12 | | | 1,733 | 643 | 19 | 6 | 2,518 | 877 | 30 | 6 |
| Rochester city | 974 | 1,028 | 181 | 129 | | | | | 1,345 | 355 | 1 | 2 | 1,975 | 703 | 3 | 2 |
| Somersworth city | 665 | 706 | 432 | 532 | | | 1 | | 551 | 770 | | 1 | 788 | 971 | | 1 |
| Walpole town | 366 | 335 | 27 | 28 | 1 | | | | 385 | 222 | | | 539 | 281 | | |
| New Jersey: | | | | | | | | | | | | | | | | |
| Asbury Park city | 427 | 493 | 14 | 27 | 17 | 32 | | | 692 | 92 | 74 | 11 | 988 | 153 | 73 | 11 |
| Atlantic City | 2,621 | 2,733 | 122 | 160 | 535 | 609 | 2 | | 4,407 | 933 | 2,111 | 46 | 5,427 | 1,325 | 2,564 | 52 |
| Bayonne city | 4,536 | 4,565 | 684 | 741 | 44 | 55 | 1 | | 3,773 | 4,022 | 75 | 31 | 4,119 | 5,063 | 90 | 33 |
| Bloomfield town | 1,258 | 1,246 | 121 | 148 | 42 | 60 | | | 1,396 | 624 | 79 | 9 | 1,709 | 987 | 89 | 12 |
| Boonton town | 459 | 504 | 87 | 82 | 3 | 4 | | | 585 | 331 | 6 | 4 | 764 | 456 | 6 | 4 |
| Bordentown city | 540 | 544 | 14 | 19 | 22 | 30 | | | 713 | 43 | 35 | 2 | 974 | 134 | 55 | 2 |
| Boundbrook borough | 275 | 295 | 63 | 75 | 9 | 9 | | | 360 | 294 | 15 | 4 | 449 | 367 | 16 | 4 |
| Bridgeton city | 2,103 | 1,877 | 45 | 31 | 113 | 130 | | | 2,584 | 171 | 139 | 3 | 3,539 | 302 | 175 | 3 |
| Burlington city | 891 | 940 | 17 | 21 | 81 | 98 | | | 1,251 | 174 | 121 | 7 | 1,745 | 271 | 171 | 8 |
| Camden city | 9,926 | 10,377 | 460 | 623 | 678 | 875 | 3 | 1 | 12,733 | 2,745 | 1,269 | 45 | 15,988 | 4,504 | 1,691 | 66 |
| Ward 1 | 1,141 | 1,166 | 31 | 43 | 3 | 23 | | | 1,523 | 291 | 12 | 8 | 1,965 | 512 | 13 | 10 |
| Ward 2 | 853 | 1,013 | 23 | 43 | 22 | 44 | | | 1,250 | 227 | 75 | 4 | 1,626 | 398 | 80 | 5 |
| Ward 3 | 582 | 600 | 19 | 26 | 18 | 24 | | | 885 | 147 | 25 | 4 | 1,123 | 235 | 34 | 4 |
| Ward 4 | 625 | 698 | 10 | 18 | 14 | 15 | | | 948 | 77 | 20 | 3 | 1,288 | 151 | 27 | 5 |
| Ward 5 | 1,074 | 1,112 | 54 | 81 | 83 | 94 | | | 1,334 | 293 | 181 | | 1,660 | 471 | 243 | 3 |
| Ward 6 | 987 | 983 | 44 | 60 | 32 | 110 | 3 | 1 | 1,335 | 196 | 144 | 5 | 1,618 | 344 | 201 | 9 |
| Ward 7 | 969 | 896 | 110 | 154 | 197 | 266 | | | 942 | 471 | 431 | 3 | 1,100 | 653 | 564 | 5 |
| Ward 8 | 989 | 985 | 90 | 103 | 209 | 246 | | | 917 | 443 | 293 | 2 | 1,087 | 634 | 409 | 3 |
| Ward 9 | 765 | 854 | 11 | 12 | 7 | 13 | | | 1,378 | 124 | 6 | 8 | 1,747 | 226 | 12 | 9 |
| Ward 10 | 666 | 738 | 29 | 25 | 3 | 3 | | | 832 | 188 | | 2 | 1,081 | 296 | | 3 |
| Ward 11 | 625 | 614 | 26 | 40 | 7 | 14 | | | 565 | 177 | 20 | | 708 | 321 | 28 | 1 |
| Ward 12 | 650 | 713 | 18 | 13 | 36 | 23 | | | 774 | 111 | 62 | 6 | 985 | 213 | 75 | 9 |
| Carlstadt borough | 368 | 355 | 43 | 49 | | | | | 291 | 251 | | 2 | 273 | 432 | 1 | 2 |
| Dover town | 836 | 873 | 58 | 67 | 6 | 13 | | | 969 | 240 | 7 | 7 | 1,278 | 415 | 10 | 7 |
| East Newark borough | 346 | 363 | 76 | 76 | 1 | 1 | | | 239 | 284 | 1 | 2 | 215 | 399 | 1 | 2 |
| East Orange city | 2,469 | 2,643 | 153 | 304 | 119 | 253 | | | 3,135 | 865 | 250 | 15 | 4,071 | 1,396 | 290 | 17 |
| East Rutherford borough | 363 | 386 | 36 | 134 | 23 | 23 | 1 | | 320 | 242 | 35 | 2 | 329 | 376 | 41 | 1 |
| Elizabeth city | 7,133 | 7,142 | 765 | 853 | 141 | 189 | 1 | | 7,249 | 4,949 | 239 | 25 | 7,820 | 7,034 | 310 | 27 |
| Ward 1 | 727 | 710 | 114 | 114 | | | | | 681 | 852 | | | 607 | 1,081 | | |
| Ward 2 | 574 | 537 | 67 | 63 | | 1 | | | 600 | 515 | | 3 | 586 | 682 | | 4 |
| Ward 3 | 977 | 947 | 125 | 136 | | | | | 691 | 733 | 1 | 4 | 674 | 1,093 | 2 | 5 |
| Ward 4 | 626 | 556 | 76 | 67 | | 1 | 1 | | 569 | 400 | 1 | 1 | 616 | 557 | 1 | |
| Ward 5 | 736 | 680 | 89 | 95 | | | | | 565 | 551 | 1 | 2 | 574 | 753 | 1 | 2 |
| Ward 6 | 434 | 458 | 46 | 59 | 13 | 21 | | | 476 | 429 | 35 | | 561 | 557 | 43 | 3 |
| Ward 7 | 630 | 673 | 137 | 94 | 11 | 23 | | | 492 | 503 | 16 | 3 | 450 | 732 | 23 | 3 |
| Ward 8 | 786 | 732 | 31 | 41 | 40 | 41 | | | 1,043 | 354 | 65 | 4 | 1,175 | 577 | 79 | 4 |
| Ward 9 | 566 | 547 | 37 | 36 | 21 | 33 | | | 670 | 276 | 43 | 3 | 726 | 437 | 52 | 3 |
| Ward 10 | 312 | 374 | 17 | 44 | 23 | 26 | | | 411 | 94 | 26 | 1 | 529 | 163 | 44 | 2 |
| Ward 11 | 354 | 427 | 3 | 54 | 15 | 25 | | | 598 | 74 | 26 | 4 | 778 | 162 | 31 | 4 |
| Ward 12 | 416 | 446 | 18 | 50 | 13 | 18 | | | 433 | 153 | 26 | | 544 | 305 | 34 | |
| Englewood city | 756 | 763 | 44 | 75 | 44 | 71 | | | 843 | 343 | 86 | 7 | 1,020 | 594 | 101 | 10 |
| Freehold town | 344 | 412 | 3 | 7 | 18 | 20 | | | 523 | 45 | 23 | 3 | 723 | 99 | 36 | 3 |
| Garfield borough | 413 | 419 | 213 | 232 | 2 | 3 | | | 214 | 519 | 4 | | 230 | 652 | 6 | |
| Gloucester City | 1,061 | 1,075 | 22 | 39 | | 3 | | | 1,240 | 243 | 1 | | 1,474 | 482 | 1 | 1 |
| Guttenberg town | 604 | 621 | 77 | 58 | | | | | 385 | 435 | 1 | 3 | 358 | 660 | 1 | 3 |
| Hackensack town | 1,160 | 1,150 | 107 | 151 | 57 | 85 | 1 | 1 | 1,343 | 590 | 123 | 11 | 1,713 | 873 | 135 | 15 |
| Haddonfield borough | 325 | 320 | 10 | 13 | 22 | 42 | | | 457 | 40 | 35 | 4 | 660 | 74 | 45 | 5 |
| Hammonton town | 417 | 443 | 118 | 135 | 2 | 8 | | | 344 | 287 | 3 | 1 | 502 | 447 | 4 | 1 |
| Harrison town | 1,480 | 1,514 | 246 | 242 | 4 | 5 | | | 1,271 | 1,075 | 14 | 5 | 1,296 | 1,542 | 16 | 7 |
| Hoboken city | 8,110 | 8,309 | 1,108 | 1,149 | 8 | 14 | 1 | | 7,163 | 6,713 | 26 | 54 | 7,060 | 9,936 | 32 | 61 |
| Ward 1 | 1,321 | 1,379 | 251 | 252 | 3 | | | | 1,264 | 1,710 | | 18 | 1,231 | 2,345 | 1 | 19 |
| Ward 2 | 983 | 1,107 | 105 | 149 | 3 | 4 | | | 1,272 | 701 | 3 | 12 | 1,402 | 1,223 | 8 | 13 |
| Ward 3 | 1,943 | 1,954 | 355 | 323 | 1 | | | | 1,408 | 1,369 | 2 | 6 | 1,314 | 2,636 | 1 | 7 |
| Ward 4 | 2,320 | 2,234 | 236 | 259 | 4 | 8 | | | 1,641 | 1,674 | 19 | 11 | 1,475 | 2,452 | 20 | 16 |
| Ward 5 | 1,543 | 1,585 | 111 | 161 | 2 | 2 | 1 | | 1,578 | 759 | 2 | 7 | 1,638 | 1,280 | 2 | 6 |
| Irvington town | 311 | 300 | 44 | 55 | 1 | 8 | | | 736 | 269 | 7 | 3 | 965 | 474 | 13 | 3 |
| Jersey City | 27,366 | 28,940 | 2,677 | 3,059 | 426 | 519 | 8 | | 29,843 | 17,945 | 1,073 | 193 | 31,744 | 27,104 | 1,260 | 211 |
| Ward 1 | 2,305 | 2,211 | 495 | 501 | 52 | 66 | | | 2,423 | 2,813 | 220 | 31 | 2,527 | 3,596 | 247 | 33 |
| Ward 2 | 2,704 | 2,713 | 250 | 270 | 4 | 4 | 3 | | 2,541 | 2,237 | 18 | 18 | 2,496 | 3,120 | 13 | 13 |
| Ward 3 | 2,241 | 2,464 | 194 | 248 | 25 | 31 | 1 | | 2,304 | 1,350 | 95 | 22 | 3,029 | 2,042 | 109 | 25 |

¹ Includes all persons of negro descent.

² Chinese, Japanese, and Indians.

TABLE 27.—PERSONS OF SCHOOL, MILITIA, AND VOTING AGES, BY SEX, GENERAL NATIVITY, AND COLOR, FOR PLACES HAVING 2,500 INHABITANTS OR MORE: 1900—Continued.

Table with columns for 'CITIES, TOWNS, VILLAGES, AND BOROUGHS', '5 TO 20 YEARS, INCLUSIVE', 'MALES 18 TO 44 YEARS, INCLUSIVE', and 'MALES 21 YEARS AND OVER'. Rows list various locations like New York (cont'd.), Ellenville village, Elmira city, etc., with corresponding population counts by sex and race.

1 Includes all persons of negro descent.

2 Chinese, Japanese, and Indians.

STATISTICS OF POPULATION.

TABLE 27.—PERSONS OF SCHOOL, MILITIA, AND VOTING AGES, BY SEX, GENERAL NATIVITY, AND COLOR, FOR PLACES HAVING 2,500 INHABITANTS OR MORE: 1900—Continued.

| CITIES, TOWNS, VILLAGES, AND BOROUGHES. | 5 TO 20 YEARS, INCLUSIVE. | | | | | | | | MALES 18 TO 44 YEARS, INCLUSIVE. | | | | MALES 21 YEARS AND OVER. | | | | |
|--|---------------------------|----------|----------------|----------|---------------------|----------|-----------------------------|----------|-------------------------------------|----------------|---------------------|-----------------------------|--------------------------|----------------|---------------------|-----------------------------|--|
| | Native white. | | Foreign white. | | Negro. ¹ | | Other colored. ² | | Native white. | Foreign white. | Negro. ¹ | Other colored. ² | Native white. | Foreign white. | Negro. ¹ | Other colored. ² | |
| | Males. | Females. | Males. | Females. | Males. | Females. | Males. | Females. | | | | | | | | | |
| New York—Cont'd. | | | | | | | | | | | | | | | | | |
| New York city—Cont'd. | | | | | | | | | | | | | | | | | |
| Manhattan borough | 194,819 | 202,317 | 60,419 | 74,355 | 3,440 | 4,455 | 175 | 41 | 198,977 | 245,160 | 10,506 | 3,620 | 212,911 | 324,651 | 11,633 | 4,526 | |
| Assembly district 1 | 3,009 | 2,917 | 740 | 712 | 9 | 15 | 1 | | 3,145 | 4,562 | 54 | 53 | 3,137 | 5,945 | 63 | 86 | |
| Assembly district 2 | 5,833 | 5,343 | 2,479 | 2,631 | 49 | 6 | 73 | 28 | 4,373 | 9,314 | 151 | 1,602 | 4,435 | 11,944 | 154 | 2,245 | |
| Assembly district 3 | 4,970 | 5,193 | 1,361 | 1,507 | 78 | 105 | 5 | | 5,672 | 7,176 | 253 | 73 | 6,009 | 9,624 | 370 | 84 | |
| Assembly district 4 | 7,638 | 7,677 | 6,261 | 7,484 | 3 | | 2 | | 3,163 | 14,565 | 13 | 58 | 2,781 | 16,525 | 12 | 60 | |
| Assembly district 5 | 3,270 | 3,453 | 472 | 653 | 118 | 151 | 9 | 2 | 6,499 | 3,483 | 412 | 78 | 7,865 | 5,121 | 519 | 98 | |
| Assembly district 6 | 5,120 | 4,913 | 4,308 | 4,673 | 9 | 3 | 3 | | 4,719 | 13,335 | 23 | 105 | 5,645 | 16,824 | 30 | 118 | |
| Assembly district 7 | 4,777 | 4,897 | 519 | 555 | 87 | 115 | 2 | | 6,663 | 4,437 | 225 | 56 | 7,191 | 6,233 | 252 | 63 | |
| Assembly district 8 | 5,841 | 5,690 | 7,345 | 8,259 | | | 2 | | 1,459 | 15,671 | 4 | 52 | 1,267 | 17,443 | 5 | 64 | |
| Assembly district 9 | 4,220 | 4,331 | 605 | 633 | 141 | 174 | 2 | | 6,931 | 4,657 | 493 | 71 | 7,459 | 6,549 | 551 | 79 | |
| Assembly district 10 | 5,799 | 5,937 | 4,334 | 5,163 | 2 | 2 | 1 | | 3,945 | 12,425 | 6 | 61 | 3,599 | 15,254 | 5 | 69 | |
| Assembly district 11 | 4,449 | 4,550 | 623 | 603 | 316 | 374 | 4 | | 5,560 | 4,534 | 1,245 | 71 | 5,600 | 6,230 | 1,362 | 77 | |
| Assembly district 12 | 7,261 | 7,276 | 6,019 | 6,950 | | | 5 | | 2,169 | 14,169 | 3 | 53 | 2,026 | 15,943 | 3 | 57 | |
| Assembly district 13 | 4,546 | 4,774 | 616 | 465 | 223 | 307 | 3 | | 4,977 | 4,129 | 770 | 51 | 4,875 | 5,934 | 847 | 56 | |
| Assembly district 14 | 6,002 | 6,127 | 2,081 | 2,441 | 4 | 6 | 3 | | 5,484 | 8,227 | 4 | 62 | 5,221 | 10,919 | 5 | 76 | |
| Assembly district 15 | 4,656 | 4,838 | 494 | 568 | 80 | 83 | 2 | | 5,369 | 4,224 | 261 | 45 | 5,474 | 5,978 | 273 | 48 | |
| Assembly district 16 | 7,636 | 7,748 | 5,002 | 6,395 | | | 1 | | 2,663 | 13,954 | 1 | 36 | 2,475 | 16,081 | 2 | 41 | |
| Assembly district 17 | 5,172 | 5,415 | 531 | 578 | 181 | 140 | 3 | | 5,398 | 4,464 | 362 | 46 | 5,410 | 6,200 | 399 | 52 | |
| Assembly district 18 | 5,252 | 5,564 | 779 | 960 | 9 | 12 | 3 | | 6,403 | 5,237 | 29 | 67 | 6,422 | 7,342 | 32 | 70 | |
| Assembly district 19 | 6,201 | 6,333 | 656 | 1,252 | 472 | 659 | 3 | 1 | 3,350 | 4,840 | 1,335 | 78 | 10,200 | 6,779 | 1,334 | 79 | |
| Assembly district 20 | 4,666 | 4,865 | 811 | 851 | 6 | 13 | 2 | 1 | 5,713 | 5,689 | 40 | 68 | 5,737 | 7,953 | 45 | 79 | |
| Assembly district 21 | 8,935 | 9,435 | 921 | 1,778 | 41 | 210 | 4 | 2 | 13,611 | 6,472 | 212 | 120 | 16,214 | 9,370 | 215 | 130 | |
| Assembly district 22 | 5,922 | 6,044 | 896 | 1,151 | 25 | 38 | 3 | | 6,266 | 6,227 | 65 | 56 | 6,023 | 8,629 | 76 | 69 | |
| Assembly district 23 | 10,146 | 10,249 | 1,346 | 1,555 | 480 | 539 | 4 | 2 | 10,449 | 6,549 | 804 | 79 | 11,580 | 9,496 | 860 | 85 | |
| Assembly district 24 | 5,660 | 5,886 | 984 | 1,307 | 24 | 42 | | | 5,935 | 6,238 | 127 | 43 | 6,135 | 9,373 | 142 | 61 | |
| Assembly district 25 | 2,202 | 2,304 | 467 | 740 | 223 | 287 | 10 | 3 | 5,814 | 3,381 | 939 | 39 | 7,336 | 5,172 | 1,033 | 101 | |
| Assembly district 26 | 6,966 | 7,279 | 1,355 | 2,008 | 46 | 55 | 2 | | 4,177 | 7,706 | 145 | 43 | 3,877 | 10,455 | 166 | 45 | |
| Assembly district 27 | 2,377 | 2,790 | 234 | 737 | 223 | 336 | 3 | | 5,518 | 2,594 | 1,020 | 58 | 7,237 | 3,702 | 1,133 | 72 | |
| Assembly district 28 | 5,331 | 6,305 | 982 | 1,278 | 21 | 23 | 1 | | 4,704 | 5,326 | 50 | 37 | 4,476 | 8,341 | 57 | 40 | |
| Assembly district 29 | 4,296 | 5,239 | 352 | 1,670 | 75 | 93 | 2 | 1 | 6,393 | 3,309 | 270 | 44 | 3,462 | 5,864 | 295 | 47 | |
| Assembly district 30 | 7,719 | 8,277 | 938 | 1,255 | 29 | 54 | 5 | | 6,263 | 7,030 | 94 | 44 | 5,930 | 10,133 | 114 | 43 | |
| Assembly district 31 | 3,329 | 9,236 | 800 | 2,003 | 129 | 249 | 2 | | 11,916 | 5,732 | 353 | 72 | 13,554 | 9,149 | 371 | 80 | |
| Assembly district 32 | 9,000 | 9,417 | 2,193 | 2,735 | 236 | 205 | 3 | 1 | 7,317 | 11,913 | 449 | 63 | 7,324 | 15,632 | 503 | 73 | |
| Assembly district 33 | 6,377 | 6,924 | 2,351 | 2,134 | 68 | 33 | 2 | | 5,647 | 8,650 | 20 | 38 | 5,561 | 11,329 | 10 | 45 | |
| Assembly district 34 (part of). | 4,691 | 4,921 | 449 | 611 | 83 | 121 | 5 | | 5,752 | 3,376 | 269 | 48 | 6,219 | 5,550 | 235 | 54 | |
| Queens borough | 22,355 | 22,269 | 2,075 | 2,258 | 330 | 441 | 7 | 1 | 19,330 | 14,140 | 563 | 114 | 20,964 | 21,333 | 631 | 142 | |
| Ward 1 | 7,165 | 7,313 | 734 | 753 | 49 | 62 | 4 | | 5,635 | 4,336 | 106 | 42 | 5,644 | 7,538 | 116 | 57 | |
| Ward 2 | 6,297 | 6,137 | 641 | 607 | 45 | 48 | | | 4,537 | 4,673 | 54 | 17 | 4,676 | 6,736 | 74 | 21 | |
| Ward 3 | 3,441 | 3,369 | 235 | 342 | 150 | 203 | | | 3,327 | 1,310 | 269 | 17 | 4,345 | 2,324 | 327 | 22 | |
| Ward 4 | 4,597 | 4,521 | 341 | 415 | 79 | 111 | 2 | 1 | 4,229 | 2,034 | 97 | 20 | 5,053 | 3,232 | 123 | 21 | |
| Ward 5 | 855 | 929 | 73 | 136 | 7 | 17 | 1 | | 1,102 | 627 | 37 | 18 | 1,246 | 903 | 36 | 27 | |
| Richmond borough | 9,377 | 8,726 | 904 | 1,054 | 135 | 192 | 5 | 2 | 9,363 | 5,561 | 210 | 70 | 11,114 | 8,766 | 300 | 71 | |
| Ward 1 | 2,625 | 2,702 | 304 | 409 | 23 | 43 | 4 | | 2,325 | 1,793 | 49 | 29 | 3,567 | 2,960 | 65 | 27 | |
| Ward 2 | 1,832 | 1,832 | 136 | 199 | 25 | 21 | | | 1,353 | 1,105 | 47 | 9 | 1,933 | 1,767 | 73 | 12 | |
| Ward 3 | 1,737 | 1,766 | 209 | 199 | 37 | 61 | 1 | 2 | 1,935 | 1,226 | 54 | 11 | 2,372 | 1,733 | 69 | 13 | |
| Ward 4 | 1,233 | 1,237 | 142 | 146 | 4 | 3 | | | 1,545 | 912 | 9 | 14 | 1,612 | 1,479 | 3 | 17 | |
| Ward 5 | 1,950 | 1,189 | 113 | 101 | 41 | 54 | | | 1,210 | 525 | 51 | 7 | 1,565 | 825 | 35 | 8 | |
| Niagara Falls city | 2,010 | 2,004 | 641 | 759 | 35 | 30 | | 1 | 2,930 | 2,345 | 141 | 2 | 3,239 | 3,034 | 153 | 2 | |
| North Tarrytown village | 493 | 502 | 43 | 57 | 25 | 23 | 2 | | 631 | 306 | 61 | 6 | 736 | 474 | 77 | 4 | |
| North Tonawanda city | 1,384 | 1,402 | 145 | 170 | | | | | 1,245 | 775 | | 1 | 1,336 | 1,142 | | 1 | |
| Norwich village | 636 | 689 | 10 | 27 | 12 | 16 | | | 1,093 | 120 | 22 | 1 | 1,552 | 231 | 37 | 1 | |
| Nyack village | 539 | 545 | 16 | 13 | 30 | 41 | | | 673 | 126 | 45 | 4 | 896 | 262 | 63 | 6 | |
| Ogdensburg city | 1,302 | 1,799 | 191 | 225 | 4 | 5 | | | 1,743 | 604 | 2 | 2 | 2,095 | 1,245 | 5 | 2 | |
| Olean city | 1,371 | 1,378 | 78 | 76 | 16 | 27 | | | 1,633 | 422 | 25 | 4 | 2,074 | 711 | 40 | 5 | |
| Oneida village | 303 | 342 | 33 | 20 | 9 | 13 | | 1 | 1,093 | 181 | 18 | 1 | 1,521 | 379 | 23 | 2 | |
| Oneonta village | 303 | 1,014 | 25 | 17 | 1 | 7 | | | 1,343 | 163 | 2 | 2 | 1,954 | 257 | 4 | | |
| Ossining village | 317 | 307 | 42 | 47 | 22 | 32 | 1 | | 1,647 | 704 | 145 | 12 | 2,060 | 991 | 160 | 12 | |
| Oswego city | 3,150 | 3,272 | 120 | 126 | 11 | 7 | | | 3,738 | 632 | 14 | | 4,509 | 1,716 | 16 | | |
| Oswego Falls village | 405 | 286 | 21 | 15 | | | | | 560 | 92 | | | 739 | 207 | | | |
| Owego village | 563 | 533 | 8 | 2 | 37 | 39 | | | 901 | 43 | 33 | | 1,424 | 133 | 53 | | |
| Patchogue village | 378 | 402 | 17 | 34 | 8 | 6 | 1 | | 433 | 74 | 17 | 9 | 634 | 122 | 16 | 10 | |
| Peekskill village | 1,230 | 1,534 | 43 | 79 | 23 | 42 | | | 1,725 | 365 | 47 | 2 | 2,299 | 596 | 61 | 3 | |
| Penn Yan village | 520 | 564 | 15 | 17 | 4 | 10 | | | 736 | 86 | 10 | 2 | 1,245 | 193 | 22 | 2 | |
| Perry village | 356 | 421 | 15 | 9 | 2 | 4 | | | 523 | 53 | | | 694 | 96 | 2 | | |
| Plattsburg village | 1,251 | 1,391 | 34 | 65 | 2 | 1 | | | 1,531 | 226 | 3 | 7 | 1,317 | 433 | 3 | 8 | |
| Port Chester village | 372 | 946 | 170 | 191 | 12 | 12 | | | 963 | 646 | 15 | 5 | 1,226 | 392 | 21 | 7 | |
| Port Jervis village | 1,306 | 1,394 | 11 | 16 | 15 | 14 | | | 1,730 | 156 | 30 | 7 | 2,236 | 413 | 40 | 7 | |
| Potsdam village | 439 | 618 | 23 | 26 | | | | | 536 | 113 | | 2 | 839 | 215 | 1 | 2 | |
| Poughkeepsie city | 2,787 | 3,012 | 166 | 190 | 62 | 87 | 5 | | 4,103 | 917 | 127 | 9 | 5,247 | 1,762 | 177 | 4 | |
| Rensselaer city | 1,065 | 1,143 | 29 | 35 | 2 | 5 | | | 1,519 | 203 | 4 | 1 | 1,757 | 499 | 6 | 2 | |
| Rochester city | 22,133 | 22,611 | 2,176 | 2,430 | 97 | 87 | | | 24,664 | 10,357 | 138 | 9 | 27,967 | 17,242 | 175 | 11 | |
| Ward 1 | 153 | 152 | 21 | 23 | | | | | 590 | 195 | 3 | | 720 | 295 | 10 | 3 | |
| Ward 2 | 313 | 309 | 69 | 60 | 4 | 5 | | | 616 | 409 | 3 | | 707 | 536 | 5 | 1 | |
| Ward 3 | 610 | 733 | 72 | 83 | 26 | 28 | | | 1,205 | 290 | 53 | 2 | 1,524 | 437 | 61 | 2 | |
| Ward 4 | 456 | 544 | 39 | 33 | 5 | 3 | | | 1,035 | 256 | 9 | 1 | 1,308 | 446 | 12 | 1 | |
| Ward 5 | 1,006 | 1,127 | 91 | 106 | 1 | 1 | | | 1,207 | 563 | 1 | | 1,252 | 997 | 4 | 1 | |
| Ward 6 | 719 | 774 | 49 | 81 | 2 | 1 | | | 1,339 | 324 | 4 | | 1,720 | 582 | 6 | 1 | |
| Ward 7 | 920 | 933 | 131 | 135 | 1 | 1 | | | 803 | 724 | 1 | 1 | 823 | 1,034 | 1 | 1 | |
| Ward 8 | 2,039 | 2,011 | 272 | 252 | | | | | 1,511 | 1,113 | | | 1,411 | 1,335 | | | |
| Ward 9 | 642 | 710 | 67 | 38 | | 2 | | | 865 | 359 | | | 1,012 | 620 | 2 | | |

¹ Includes all persons of negro descent.² Chinese, Japanese, and Indians.

SCHOOL, MILITIA, AND VOTING AGES.

TABLE 27.—PERSONS OF SCHOOL, MILITIA, AND VOTING AGES, BY SEX, GENERAL NATIVITY, AND COLOR, FOR PLACES HAVING 2,500 INHABITANTS OR MORE: 1900—Continued.

| CITIES, TOWNS, VILLAGES, AND BOROUGHES. | 5 TO 20 YEARS, INCLUSIVE. | | | | | | | | MALES 18 TO 44 YEARS, INCLUSIVE. | | | | MALES 21 YEARS AND OVER. | | | |
|---|---------------------------|----------|----------------|----------|---------------------|----------|-----------------------------|----------|----------------------------------|----------------|---------------------|-----------------------------|--------------------------|----------------|---------------------|-----------------------------|
| | Native white. | | Foreign white. | | Negro. ¹ | | Other colored. ² | | Native white. | Foreign white. | Negro. ¹ | Other colored. ² | Native white. | Foreign white. | Negro. ¹ | Other colored. ² |
| | Males. | Females. | Males. | Females. | Males. | Females. | Males. | Females. | | | | | | | | |
| New York—Cont'd. | | | | | | | | | | | | | | | | |
| Rochester city—Cont'd. | | | | | | | | | | | | | | | | |
| Ward 10 | 1,635 | 1,164 | 164 | 106 | 29 | 13 | | | 1,249 | 407 | 5 | | 1,407 | 674 | 3 | |
| Ward 11 | 1,416 | 1,379 | 180 | 153 | 5 | 10 | | | 1,792 | 568 | 13 | 1 | 2,103 | 954 | 16 | 1 |
| Ward 12 | 1,156 | 1,241 | 74 | 124 | 10 | 14 | | | 1,872 | 336 | 15 | | 2,551 | 603 | 15 | |
| Ward 13 | 631 | 631 | 45 | 64 | 1 | 1 | | | 829 | 240 | 1 | | 937 | 459 | 4 | |
| Ward 14 | 1,184 | 1,268 | 100 | 95 | | | | | 1,415 | 543 | 6 | | 1,669 | 1,120 | 11 | |
| Ward 15 | 1,049 | 1,118 | 55 | 83 | | | | | 1,045 | 367 | | | 1,098 | 666 | | |
| Ward 16 | 1,028 | 1,043 | 109 | 127 | 5 | 2 | | | 1,209 | 456 | 6 | | 1,304 | 824 | 11 | |
| Ward 17 | 2,743 | 2,931 | 366 | 408 | | 3 | | | 1,559 | 1,573 | | | 2,298 | 2,298 | | |
| Ward 18 | 1,561 | 1,555 | 118 | 96 | 2 | | | | 1,550 | 577 | 2 | | 1,660 | 952 | 2 | |
| Ward 19 | 1,655 | 1,703 | 87 | 123 | 4 | 5 | | | 1,875 | 577 | 6 | | 2,106 | 1,032 | 6 | |
| Ward 20 | 1,200 | 1,275 | 72 | 85 | 1 | 3 | | | 1,098 | 475 | 4 | | 1,130 | 778 | 6 | |
| Rome city | 1,877 | 2,020 | 109 | 85 | 11 | 17 | | | 2,751 | 561 | 17 | 1 | 3,588 | 1,256 | 29 | 2 |
| Salamanca village | 610 | 680 | 40 | 46 | 6 | 1 | 3 | 4 | 643 | 182 | 4 | 6 | 812 | 343 | 6 | 6 |
| Sandy Hill village | 632 | 658 | 16 | 14 | | | 1 | | 855 | 88 | 7 | 2 | 1,091 | 214 | 13 | 1 |
| Saranac Lake village | 316 | 352 | 13 | 9 | 2 | 2 | 2 | 1 | 605 | 78 | 1 | 4 | 698 | 120 | 2 | 6 |
| Saratoga Springs village | 1,366 | 1,547 | 46 | 64 | 66 | 89 | | | 2,003 | 307 | 140 | 6 | 2,386 | 697 | 188 | 9 |
| Saugerties village | 504 | 555 | 3 | 6 | 5 | 11 | | | 610 | 46 | 11 | | 862 | 150 | 16 | 1 |
| Schenectady city | 3,795 | 3,597 | 457 | 461 | 13 | 18 | 1 | 1 | 6,749 | 2,573 | 26 | 20 | 7,490 | 3,549 | 30 | 24 |
| Seneca Falls village | 901 | 841 | 13 | 6 | 1 | 2 | | | 1,282 | 157 | | | 1,675 | 376 | 2 | |
| Solvay village | 441 | 434 | 33 | 35 | | | | | 479 | 458 | | 1 | 528 | 535 | 1 | 1 |
| Syracuse city | 13,690 | 14,418 | 1,319 | 1,438 | 104 | 141 | | 1 | 13,306 | 6,288 | 276 | 18 | 21,709 | 10,404 | 356 | 30 |
| Ward 1 | 785 | 734 | 55 | 56 | | | | | 969 | 195 | 3 | | 1,140 | 401 | 4 | |
| Ward 2 | 378 | 334 | 127 | 122 | | | | | 367 | 477 | 1 | | 878 | 794 | 1 | 1 |
| Ward 3 | 931 | 932 | 106 | 122 | | | | | 1,056 | 471 | 2 | 1 | 1,023 | 928 | 5 | |
| Ward 4 | 811 | 821 | 63 | 59 | | | | | 762 | 357 | | 1 | 766 | 614 | | 1 |
| Ward 5 | 910 | 1,017 | 66 | 58 | 4 | 3 | | | 1,110 | 390 | 4 | | 1,230 | 666 | 7 | 1 |
| Ward 6 | 450 | 512 | 62 | 64 | | | | | 344 | 335 | 6 | | 1,028 | 551 | 9 | |
| Ward 7 | 514 | 568 | 150 | 125 | 1 | 1 | | | 493 | 505 | | | 473 | 678 | 1 | |
| Ward 8 | 499 | 545 | 56 | 79 | 2 | | | | 910 | 360 | 3 | 1 | 1,079 | 561 | 4 | |
| Ward 9 | 604 | 566 | 58 | 49 | 1 | 1 | | | 630 | 307 | 4 | | 681 | 471 | 4 | 1 |
| Ward 10 | 1,189 | 1,054 | 81 | 82 | | 1 | | | 1,054 | 478 | | 1 | 1,105 | 776 | | 2 |
| Ward 11 | 673 | 723 | 60 | 60 | | | | | 1,026 | 440 | 1 | | 1,154 | 705 | 1 | 1 |
| Ward 12 | 770 | 803 | 13 | 35 | | | | | 1,364 | 176 | 4 | 3 | 1,613 | 326 | 4 | 4 |
| Ward 13 | 398 | 359 | 56 | 62 | 1 | 2 | | | 1,130 | 253 | 5 | | 1,414 | 414 | 4 | 1 |
| Ward 14 | 531 | 713 | 27 | 62 | 3 | 11 | 1 | | 1,513 | 230 | 13 | 7 | 1,937 | 385 | 13 | 7 |
| Ward 15 | 523 | 561 | 117 | 123 | | | | | 845 | 434 | 36 | 2 | 1,079 | 638 | 103 | 3 |
| Ward 16 | 721 | 719 | 47 | 74 | 24 | 33 | | | 935 | 224 | 72 | | 1,217 | 385 | 31 | 2 |
| Ward 17 | 525 | 612 | 23 | 41 | 38 | 39 | | | 786 | 113 | 57 | | 1,066 | 206 | | |
| Ward 18 | 317 | 339 | 119 | 125 | 2 | 3 | | | 1,031 | 404 | 9 | | 1,258 | 635 | 17 | |
| Ward 19 | 711 | 776 | 25 | 39 | 2 | 10 | | | 1,036 | 139 | 6 | 2 | 1,363 | 270 | 10 | 4 |
| Tarrytown village | 801 | 516 | 55 | 48 | 28 | 29 | | | 702 | 302 | 49 | 10 | 952 | 431 | 49 | 10 |
| Tonawanda village | 1,239 | 1,226 | 99 | 91 | | | | | 1,044 | 495 | | | 1,164 | 861 | | |
| Troy city | 7,367 | 8,339 | 545 | 727 | 36 | 56 | | | 9,762 | 3,060 | 89 | 21 | 11,014 | 5,878 | 122 | 24 |
| Ward 1 | 382 | 427 | 92 | 115 | 5 | 4 | | | 451 | 261 | 16 | 3 | 536 | 396 | 20 | 4 |
| Ward 2 | 450 | 477 | 58 | 62 | 18 | 25 | | | 343 | 234 | 46 | 5 | 1,061 | 465 | 59 | 5 |
| Ward 3 | 283 | 158 | 43 | 34 | | 1 | | | 376 | 69 | 1 | 1 | 494 | 131 | 1 | 2 |
| Ward 4 | 387 | 772 | 27 | 60 | 4 | 12 | | | 782 | 130 | 9 | 3 | 993 | 270 | 16 | 3 |
| Ward 5 | 974 | 1,040 | 36 | 74 | 2 | 6 | | | 1,140 | 214 | | | 1,393 | 459 | | |
| Ward 6 | 618 | 582 | 43 | 48 | | | | | 461 | 301 | | | 528 | 602 | 1 | |
| Ward 7 | 552 | 652 | 27 | 58 | 7 | 5 | | | 923 | 219 | 12 | 3 | 1,087 | 526 | 17 | 3 |
| Ward 8 | 479 | 510 | 43 | 47 | | | | | 575 | 240 | 1 | | 592 | 411 | 3 | |
| Ward 9 | 322 | 644 | 33 | 53 | | | | | 650 | 244 | | | 638 | 477 | | |
| Ward 10 | 877 | 978 | 26 | 45 | | 2 | | | 1,137 | 274 | 1 | 1 | 1,211 | 544 | 1 | 1 |
| Ward 11 | 545 | 539 | 21 | 34 | | 1 | | | 700 | 203 | 2 | 1 | 687 | 442 | 2 | 1 |
| Ward 12 | 753 | 756 | 46 | 44 | | | | | 691 | 390 | | | 620 | 700 | | |
| Ward 13 | 745 | 854 | 40 | 53 | | | | | 1,028 | 231 | 1 | 4 | 1,174 | 455 | 2 | 5 |
| Utica city | 7,211 | 7,419 | 753 | 802 | 28 | 32 | | | 8,333 | 3,297 | 65 | 2 | 10,343 | 5,779 | 92 | 2 |
| Ward 1 | 117 | 131 | 33 | 27 | 3 | 5 | | | 226 | 106 | 11 | | 278 | 165 | 14 | |
| Ward 2 | 605 | 633 | 160 | 195 | 3 | 3 | | | 473 | 577 | 9 | | 536 | 747 | 14 | |
| Ward 3 | 322 | 328 | 23 | 13 | 2 | 3 | | | 654 | 133 | 5 | | 798 | 269 | 8 | |
| Ward 4 | 251 | 375 | 13 | 25 | 14 | 16 | | | 495 | 84 | 35 | 1 | 675 | 166 | 42 | 1 |
| Ward 5 | 171 | 175 | 179 | 114 | | | | | 206 | 334 | | | 203 | 462 | | |
| Ward 6 | 369 | 345 | 13 | 21 | | | | | 392 | 122 | | | 415 | 254 | | |
| Ward 7 | 712 | 763 | 24 | 28 | 2 | 3 | | | 888 | 201 | | | 1,091 | 400 | 1 | |
| Ward 8 | 1,089 | 1,158 | 133 | 155 | | 1 | | | 1,410 | 526 | 3 | 1 | 1,486 | 847 | 3 | 1 |
| Ward 9 | 304 | 309 | 45 | 53 | | | | | 351 | 303 | | | 873 | 644 | 1 | |
| Ward 10 | 500 | 260 | 10 | 13 | 4 | | | | 416 | 70 | | | 523 | 174 | | |
| Ward 11 | 504 | 510 | 13 | 36 | | 1 | | | 636 | 116 | | | 787 | 237 | | |
| Ward 12 | 590 | 610 | 37 | 37 | | | | | 654 | 176 | | | 751 | 366 | | |
| Ward 13 | 398 | 431 | 25 | 36 | | | | | 410 | 125 | | | 514 | 297 | 1 | |
| Ward 14 | 399 | 414 | 20 | 25 | | | | | 586 | 235 | 2 | | 760 | 427 | 7 | |
| Ward 15 | 380 | 472 | 20 | 24 | | | | | 531 | 139 | | | 653 | 274 | 1 | |
| Walden village | 453 | 444 | 16 | 25 | 2 | | | | 624 | 141 | 1 | 1 | 739 | 240 | 2 | 2 |
| Walton village | 364 | 371 | 3 | 7 | 5 | 1 | | | 481 | 32 | 4 | 1 | 757 | 69 | 7 | 1 |
| Wappingers Falls village | 506 | 490 | 25 | 25 | 6 | | | | 600 | 123 | 3 | | 678 | 308 | 3 | |
| Warsaw village | 330 | 334 | 32 | 24 | 1 | | | | 516 | 123 | 2 | | 744 | 202 | 8 | |
| Waterford village | 339 | 378 | 9 | 17 | | 2 | | | 590 | 56 | 5 | 2 | 748 | 184 | 5 | 2 |
| Waterloo village | 495 | 559 | 10 | 11 | 3 | 9 | | | 304 | 87 | 8 | 1 | 1,038 | 250 | 15 | 1 |
| Watertown city | 2,471 | 2,533 | 350 | 422 | 11 | | 1 | | 3,619 | 1,434 | 25 | 3 | 4,663 | 2,079 | 31 | 9 |
| Watervliet city | 1,398 | 2,071 | 79 | 99 | 3 | 6 | | | 2,454 | 690 | 12 | 3 | 2,864 | 1,250 | 20 | 3 |
| Watkins village | 275 | 322 | 11 | 9 | 12 | 17 | | | 537 | 57 | 20 | 1 | 810 | 114 | 23 | 1 |
| Waverly village | 499 | 609 | 3 | 14 | 7 | | | | 338 | 63 | 12 | 1 | 1,234 | 149 | 18 | 1 |

¹ Includes all persons of negro descent.

² Chinese, Japanese, and Indians.

STATISTICS OF POPULATION.

TABLE 27.—PERSONS OF SCHOOL, MILITIA, AND VOTING AGES, BY SEX, GENERAL NATIVITY, AND COLOR, FOR PLACES HAVING 2,500 INHABITANTS OR MORE: 1900—Continued.

| CITIES, TOWNS, VILLAGES, AND BOROUGHES. | 5 TO 20 YEARS, INCLUSIVE. | | | | | | | | MALES 18 TO 44 YEARS, INCLUSIVE. | | | | MALES 21 YEARS AND OVER. | | | |
|--|---------------------------|---------------|----------------|---------------|---------------------|---------------|-----------------------------|---------------|-------------------------------------|------------------------|---------------------|-------------------------------------|--------------------------|------------------------|---------------------|-------------------------------------|
| | Native white. | | Foreign white. | | Negro. ¹ | | Other colored. ² | | Native white. | For- eign white. | Negro. ¹ | Other col- ored. ² | Native white. | For- eign white. | Negro. ¹ | Other col- ored. ² |
| | Males. | Fe- males. | Males. | Fe- males. | Males. | Fe- males. | Males. | Fe- males. | | | | | | | | |
| New York—Cont'd. | | | | | | | | | | | | | | | | |
| Wellsville village..... | 457 | 545 | 10 | 18 | 8 | 9 | | | 593 | 61 | 7 | 2 | 840 | 200 | 9 | 2 |
| Whitehall village..... | 610 | 674 | 26 | 28 | 1 | | | 775 | 81 | 2 | | 1,029 | 254 | 3 | 1 | |
| White Plains village..... | 864 | 1,025 | 91 | 105 | 42 | 71 | | 1,154 | 551 | 91 | 9 | 1,491 | 776 | 101 | 11 | |
| Yonkers city..... | 5,913 | 6,268 | 830 | 1,074 | 103 | 173 | 2 | 6,287 | 4,637 | 244 | 46 | 6,849 | 6,209 | 280 | 47 | |
| North Carolina: | | | | | | | | | | | | | | | | |
| Asheville city..... | 1,590 | 1,812 | 28 | 20 | 736 | 910 | | 2,154 | 109 | 957 | | 2,477 | 153 | 1,107 | | |
| Burlington town..... | 562 | 627 | | | 74 | 109 | | 664 | 2 | 71 | 3 | 764 | 4 | 87 | 3 | |
| Charlotte city..... | 1,821 | 1,951 | 13 | 15 | 1,127 | 1,446 | | 2,439 | 77 | 1,854 | 2 | 2,801 | 139 | 1,615 | 2 | |
| Concord city..... | 1,253 | 1,292 | | | 267 | 573 | | 1,257 | 4 | 259 | | 1,369 | 11 | 315 | | |
| Durham city..... | 729 | 801 | 7 | 13 | 401 | 444 | | 947 | 87 | 448 | 1 | 1,144 | 51 | 504 | 1 | |
| Edgerton town..... | 141 | 154 | | | 367 | 413 | | 198 | 4 | 368 | 2 | 254 | 9 | 458 | 2 | |
| Elizabeth City town..... | 562 | 530 | 2 | 4 | 514 | 631 | | 638 | 10 | 512 | 3 | 825 | 24 | 710 | 3 | |
| Fayetteville town..... | 413 | 409 | 2 | 1 | 380 | 434 | | 479 | 6 | 314 | | 617 | 15 | 427 | | |
| Gastonia town..... | 708 | 783 | 4 | | 211 | 220 | | 700 | 8 | 325 | | 774 | 8 | 295 | | |
| Goldboro city..... | 571 | 586 | 8 | 3 | 426 | 504 | 1 | 676 | 26 | 403 | 1 | 847 | 42 | 523 | | |
| Greensboro city..... | 932 | 978 | 6 | 3 | 680 | 822 | | 1,369 | 24 | 814 | | 1,634 | 42 | 946 | 1 | |
| Greenville town..... | 167 | 140 | | | 239 | 270 | | 258 | 2 | 243 | | 340 | 3 | 342 | | |
| Henderson town..... | 261 | 283 | | | 418 | 467 | | 300 | 17 | 328 | | 395 | 25 | 449 | | |
| Hickory town..... | 340 | 335 | | | 124 | 159 | | 333 | 7 | 116 | | 417 | 10 | 149 | | |
| High Point village..... | 556 | 576 | 1 | | 145 | 195 | | 735 | 8 | 176 | | 845 | 12 | 219 | | |
| Kinston town..... | 460 | 515 | | | 240 | 281 | | 500 | 8 | 311 | | 621 | 14 | 365 | 1 | |
| Mt. Airy town..... | 373 | 374 | 1 | 1 | 121 | 139 | | 394 | 7 | 123 | | 488 | 11 | 158 | | |
| Newbern city..... | 493 | 501 | 5 | 5 | 968 | 1,053 | | 609 | 24 | 1,036 | 3 | 825 | 50 | 1,411 | 4 | |
| Raleigh city..... | 1,256 | 1,362 | 15 | 5 | 935 | 1,076 | | 1,587 | 62 | 944 | 1 | 2,039 | 82 | 1,271 | 1 | |
| Reidsville town..... | 363 | 390 | 2 | 1 | 213 | 276 | | 394 | 8 | 175 | 2 | 513 | 9 | 248 | 2 | |
| Rocky Mount town..... | 218 | 215 | | 1 | 223 | 286 | | 377 | 4 | 312 | 4 | 427 | 13 | 391 | 4 | |
| Salem city..... | 518 | 570 | | 1 | 61 | 106 | | 601 | 5 | 86 | | 721 | 9 | 107 | | |
| Salisbury city..... | 617 | 604 | 4 | 5 | 384 | 412 | | 845 | 19 | 399 | 1 | 1,095 | 34 | 639 | 1 | |
| Statesville city..... | 424 | 438 | | | 115 | 170 | | 451 | 6 | 134 | | 576 | 15 | 167 | | |
| Washington town..... | 342 | 397 | 1 | 1 | 381 | 477 | | 448 | 13 | 460 | 2 | 589 | 16 | 599 | 2 | |
| Wilmington city..... | 1,602 | 1,715 | 25 | 8 | 1,517 | 1,838 | 1 | 2,166 | 122 | 1,724 | 10 | 2,658 | 253 | 2,451 | 11 | |
| Wilson town..... | 390 | 399 | 1 | | 198 | 222 | | 510 | 4 | 213 | | 639 | 12 | 245 | | |
| Winston city..... | 900 | 859 | 2 | | 872 | 960 | | 1,147 | 25 | 1,200 | 2 | 1,287 | 38 | 1,222 | 2 | |
| North Dakota: | | | | | | | | | | | | | | | | |
| Bismarck city..... | 494 | 456 | 40 | 56 | 8 | 7 | 4 | 847 | 297 | 8 | 3 | 944 | 407 | 15 | 4 | |
| Fargo city..... | 1,242 | 1,391 | 122 | 190 | 11 | 8 | 3 | 1,533 | 988 | 19 | 2 | 1,804 | 1,217 | 20 | 2 | |
| Grand Forks city..... | 905 | 1,069 | 169 | 208 | 2 | 4 | | 992 | 1,021 | 10 | 5 | 1,087 | 1,274 | 13 | 5 | |
| Jamestown city..... | 432 | 447 | 25 | 45 | 1 | | | 460 | 168 | 1 | | 564 | 252 | | | |
| Ohio: | | | | | | | | | | | | | | | | |
| Ada village..... | 405 | 396 | | | | | | 598 | 9 | | | 764 | 27 | | 2 | |
| Akron city..... | 6,168 | 6,248 | 862 | 830 | 90 | 68 | | 8,053 | 1,991 | 134 | 2 | 9,116 | 3,339 | 163 | 2 | |
| Alliance city..... | 1,182 | 1,217 | 55 | 37 | 11 | 10 | | 1,735 | 391 | 28 | 1 | 2,322 | 562 | 37 | 1 | |
| Ashland village..... | 544 | 569 | 2 | 6 | 1 | | | 858 | 21 | 1 | 1 | 1,193 | 74 | 2 | 1 | |
| Ashtabula city..... | 1,565 | 1,623 | 251 | 271 | 10 | 12 | | 1,799 | 1,579 | 16 | 1 | 2,216 | 1,913 | 27 | 1 | |
| Athens village..... | 392 | 411 | | 1 | 50 | 41 | | 579 | 8 | 68 | | 769 | 33 | 89 | | |
| Barberton village..... | 630 | 600 | 22 | 15 | 1 | | | 1,203 | 236 | 1 | | 1,279 | 311 | 3 | | |
| Barnesville village..... | 522 | 500 | 3 | 6 | 36 | 31 | | 674 | 18 | 54 | | 948 | 33 | 7 | | |
| Bellaire city..... | 1,556 | 1,519 | 61 | 45 | 73 | 70 | 1 | 1,931 | 331 | 115 | 5 | 2,125 | 585 | 140 | 8 | |
| Bellefontaine city..... | 933 | 921 | 3 | 4 | 45 | 71 | | 1,281 | 42 | 82 | 1 | 1,761 | 133 | 100 | 1 | |
| Bellevue village..... | 531 | 591 | 13 | 14 | 4 | 5 | | 854 | 109 | 3 | 1 | 997 | 250 | 5 | 1 | |
| Berea village..... | 431 | 397 | 50 | 38 | | | | 310 | 175 | | | 375 | 270 | | | |
| Bowling Green town..... | 766 | 763 | 5 | 13 | 4 | 3 | | 1,042 | 50 | 16 | | 1,394 | 115 | 18 | | |
| Bridgeport village..... | 601 | 605 | 24 | 29 | 40 | 41 | | 744 | 105 | 59 | 2 | 880 | 178 | 79 | 2 | |
| Bryan village..... | 432 | 492 | 4 | 2 | 4 | 5 | | 517 | 26 | 8 | | 790 | 79 | 14 | | |
| Bucyrus city..... | 927 | 1,023 | 14 | 17 | 3 | 5 | | 1,257 | 163 | 6 | | 1,573 | 391 | 9 | | |
| Cambridge city..... | 1,235 | 1,253 | 34 | 44 | 53 | 53 | | 1,679 | 131 | 55 | 1 | 2,040 | 193 | 65 | 1 | |
| Canal Dover village..... | 850 | 868 | 73 | 64 | 3 | 4 | | 965 | 269 | 1 | 1 | 1,078 | 453 | 1 | 1 | |
| Canton city..... | 4,523 | 4,818 | 233 | 197 | 27 | 23 | 2 | 5,724 | 1,020 | 45 | 2 | 6,825 | 1,943 | 47 | 3 | |
| Carthage village..... | 420 | 403 | 1 | 8 | 2 | 3 | | 497 | 62 | 6 | | 570 | 155 | 3 | | |
| Celina village..... | 493 | 434 | | | | 1 | | 501 | 30 | | | 670 | 87 | | | |
| Chillicothe city..... | 1,747 | 1,772 | 4 | 17 | 176 | 185 | | 2,396 | 94 | 213 | 3 | 2,991 | 425 | 273 | 3 | |
| Cincinnati city..... | 46,292 | 47,785 | 1,451 | 1,742 | 1,633 | 1,863 | | 57,063 | 12,079 | 4,166 | 8 | 60,942 | 26,344 | 4,997 | 16 | |
| Ward 1..... | 1,313 | 1,317 | 22 | 37 | 35 | 44 | | 2,270 | 228 | 104 | | 2,701 | 379 | 113 | | |
| Ward 2..... | 1,691 | 1,831 | 32 | 77 | 236 | 364 | | 2,479 | 412 | 541 | | 2,900 | 1,083 | 659 | | |
| Ward 3..... | 1,300 | 1,302 | 26 | 31 | 23 | 37 | | 1,523 | 309 | 61 | | 1,438 | 737 | 77 | | |
| Ward 4..... | 2,028 | 2,163 | 30 | 35 | 78 | 71 | | 2,331 | 313 | 131 | | 2,426 | 835 | 173 | | |
| Ward 5..... | 773 | 778 | 20 | 24 | 65 | 81 | | 1,261 | 167 | 292 | | 1,401 | 418 | 310 | 2 | |
| Ward 6..... | 659 | 549 | 38 | 20 | 106 | 135 | | 1,276 | 241 | 396 | | 1,351 | 484 | 503 | | |
| Ward 7..... | 1,203 | 1,341 | 68 | 62 | 20 | 14 | | 1,495 | 494 | | 4 | 1,503 | 999 | | 6 | |
| Ward 8..... | 444 | 464 | 19 | 25 | 20 | 14 | | 631 | 213 | 81 | | 854 | 409 | 83 | | |
| Ward 9..... | 613 | 616 | 37 | 39 | 40 | 52 | | 1,465 | 342 | 120 | 2 | 1,735 | 576 | 166 | 5 | |
| Ward 10..... | 1,393 | 1,341 | 130 | 137 | 20 | 18 | | 1,704 | 625 | 48 | | 1,768 | 1,214 | 65 | | |
| Ward 11..... | 2,005 | 2,044 | 72 | 38 | 1 | 3 | | 2,035 | 556 | 1 | | 1,975 | 1,226 | 2 | | |
| Ward 12..... | 2,435 | 2,502 | 79 | 78 | 4 | 4 | | 2,403 | 715 | 6 | | 2,322 | 1,583 | 8 | | |
| Ward 13..... | 1,601 | 1,630 | 76 | 80 | | | | 1,546 | 554 | | | 1,463 | 1,124 | | | |
| Ward 14..... | 1,439 | 1,494 | 43 | 47 | 22 | 23 | | 1,536 | 343 | 42 | | 1,599 | 311 | 51 | | |
| Ward 15..... | 1,257 | 1,360 | 84 | 75 | 34 | 26 | | 1,670 | 398 | 75 | | 1,753 | 335 | 94 | | |
| Ward 16..... | 1,170 | 1,208 | 54 | 78 | 32 | 39 | | 1,642 | 316 | 252 | | 1,793 | 637 | 306 | | |
| Ward 17..... | 1,073 | 1,120 | 122 | 134 | 94 | 105 | | 1,635 | 519 | 301 | 1 | 1,943 | 877 | 363 | 1 | |
| Ward 18..... | 500 | 660 | 63 | 43 | 136 | 146 | | 1,178 | 310 | 510 | 1 | 1,423 | 473 | 561 | 1 | |
| Ward 19..... | 942 | 958 | 33 | 52 | 103 | 143 | | 1,326 | 360 | 284 | | 1,426 | 632 | 344 | 1 | |

¹ Includes all persons of negro descent.² Chinese, Japanese, and Indians.

SCHOOL, MILITIA, AND VOTING AGES.

TABLE 27.—PERSONS OF SCHOOL, MILITIA, AND VOTING AGES, BY SEX, GENERAL NATIVITY, AND COLOR, FOR PLACES HAVING 2,500 INHABITANTS OR MORE: 1900—Continued.

| CITIES, TOWNS, VILLAGES, AND BOROUGHES. | 5 TO 20 YEARS, INCLUSIVE. | | | | | | | | MALES 18 TO 44 YEARS, INCLUSIVE. | | | | MALES 21 YEARS AND OVER. | | | |
|---|---------------------------|----------|----------------|----------|---------------------|----------|-----------------------------|----------|----------------------------------|----------------|---------------------|-----------------------------|--------------------------|----------------|---------------------|-----------------------------|
| | Native white. | | Foreign white. | | Negro. ¹ | | Other colored. ² | | Native white. | Foreign white. | Negro. ¹ | Other colored. ² | Native white. | Foreign white. | Negro. ¹ | Other colored. ² |
| | Males. | Females. | Males. | Females. | Males. | Females. | Males. | Females. | | | | | | | | |
| Ohio—Continued. | | | | | | | | | | | | | | | | |
| Cincinnati city—Cont'd. | | | | | | | | | | | | | | | | |
| Ward 20 | 1,802 | 1,327 | 22 | 38 | 75 | 71 | | | 1,704 | 295 | 147 | | 1,796 | 685 | 186 | |
| Ward 21 | 1,488 | 1,525 | 37 | 31 | 8 | 10 | | | 1,750 | 337 | 23 | | 1,786 | 741 | 30 | |
| Ward 22 | 1,853 | 1,823 | 52 | 52 | 40 | 41 | | | 2,078 | 452 | 58 | | 2,102 | 1,079 | 77 | |
| Ward 23 | 2,342 | 2,408 | 55 | 61 | 31 | 49 | | | 2,716 | 543 | 43 | | 2,749 | 1,247 | 60 | |
| Ward 24 | 2,201 | 1,998 | 44 | 52 | 87 | 44 | | | 2,378 | 537 | 115 | | 2,391 | 1,059 | 112 | |
| Ward 25 | 2,314 | 2,251 | 36 | 50 | 78 | 98 | | | 2,329 | 380 | 140 | | 2,579 | 910 | 176 | |
| Ward 26 | 1,785 | 1,984 | 14 | 56 | 52 | 71 | | | 2,541 | 288 | 103 | | 3,023 | 825 | 140 | |
| Ward 27 | 1,201 | 1,248 | 19 | 43 | 5 | 6 | | | 1,538 | 239 | 19 | | 1,690 | 649 | 20 | |
| Ward 28 | 1,898 | 1,988 | 40 | 38 | 20 | 20 | | | 2,036 | 392 | 30 | | 2,073 | 1,052 | 40 | |
| Ward 29 | 2,046 | 2,230 | 30 | 32 | 32 | 30 | | | 2,368 | 396 | 51 | | 2,558 | 935 | 63 | |
| Ward 30 | 2,482 | 2,434 | 38 | 59 | 32 | 32 | | | 2,375 | 598 | 53 | | 2,451 | 1,291 | 60 | |
| Ward 31 | 1,036 | 1,441 | 21 | 68 | 74 | 76 | | | 1,618 | 216 | 139 | | 1,922 | 686 | 150 | |
| Circleville village | 938 | 1,010 | 8 | 4 | 67 | 110 | | | 1,161 | 89 | 96 | 2 | 1,632 | 143 | 159 | 2 |
| Cleveland city | 51,443 | 52,795 | 7,797 | 8,601 | 629 | 734 | 5 | 1 | 49,353 | 89,122 | 2,053 | 93 | 52,073 | 56,973 | 2,368 | 103 |
| Ward 1 | 609 | 631 | 377 | 304 | 22 | 30 | | | 575 | 1,730 | 187 | | 1,077 | 2,053 | 208 | 1 |
| Ward 2 | 179 | 154 | 20 | 55 | 25 | 11 | | | 912 | 200 | 110 | 3 | 1,050 | 299 | 124 | 3 |
| Ward 3 | 163 | 162 | 20 | 58 | 7 | 1 | 1 | | 506 | 273 | 46 | 14 | 600 | 398 | 51 | 16 |
| Ward 4 | 346 | 373 | 50 | 72 | 34 | 45 | | | 1,300 | 418 | 142 | 13 | 1,471 | 598 | 149 | 17 |
| Ward 5 | 705 | 731 | 107 | 126 | 14 | 9 | 1 | | 1,246 | 478 | 31 | 1 | 1,285 | 743 | 47 | 1 |
| Ward 6 | 694 | 794 | 63 | 71 | 2 | 6 | | | 969 | 392 | 4 | | 1,083 | 692 | 5 | |
| Ward 7 | 1,297 | 1,267 | 152 | 172 | 1 | 1 | | | 1,339 | 862 | 4 | 6 | 1,354 | 1,350 | 6 | 6 |
| Ward 8 | 866 | 922 | 171 | 153 | 4 | 2 | | | 920 | 848 | 18 | | 896 | 1,172 | 19 | |
| Ward 9 | 1,736 | 1,675 | 383 | 321 | 1 | 3 | | | 1,488 | 2,443 | 1 | 1 | 1,452 | 3,003 | 1 | 1 |
| Ward 10 | 372 | 382 | 52 | 79 | 44 | 45 | 1 | 1 | 877 | 371 | 195 | 7 | 1,004 | 516 | 216 | 7 |
| Ward 11 | 321 | 350 | 55 | 57 | 37 | 45 | | | 594 | 230 | 159 | 1 | 669 | 342 | 131 | 1 |
| Ward 12 | 366 | 586 | 29 | 81 | 71 | 107 | | | 635 | 211 | 206 | | 828 | 495 | 239 | |
| Ward 13 | 642 | 706 | 41 | 133 | 118 | 107 | | | 829 | 327 | 247 | 2 | 886 | 657 | 291 | 2 |
| Ward 14 | 459 | 566 | 17 | 67 | 16 | 44 | 1 | | 717 | 141 | 53 | 5 | 937 | 288 | 71 | 4 |
| Ward 15 | 966 | 998 | 142 | 269 | 11 | 21 | | | 1,038 | 699 | 33 | | 1,069 | 1,091 | 47 | 1 |
| Ward 16 | 736 | 779 | 567 | 622 | 40 | 51 | | | 318 | 1,419 | 139 | | 313 | 1,047 | 161 | |
| Ward 17 | 1,594 | 1,473 | 275 | 357 | 14 | 21 | | | 1,310 | 952 | 47 | 1 | 1,071 | 1,310 | 56 | 1 |
| Ward 18 | 2,715 | 2,654 | 309 | 342 | 5 | 13 | | | 2,629 | 1,739 | 11 | 2 | 3,137 | 2,561 | 12 | 3 |
| Ward 19 | 3,205 | 3,311 | 369 | 443 | 19 | 23 | | | 3,376 | 1,987 | 38 | 15 | 3,929 | 2,703 | 42 | 16 |
| Ward 20 | 1,371 | 1,371 | 129 | 174 | 8 | 12 | | | 1,759 | 766 | 28 | 3 | 1,920 | 1,202 | 33 | 3 |
| Ward 21 | 1,819 | 1,969 | 279 | 310 | 61 | 69 | 1 | | 2,373 | 1,306 | 119 | 7 | 2,371 | 1,828 | 143 | 6 |
| Ward 22 | 1,503 | 1,717 | 201 | 194 | 15 | 6 | | | 1,732 | 1,165 | 48 | 3 | 1,832 | 1,782 | 47 | 3 |
| Ward 23 | 1,514 | 1,611 | 458 | 426 | 8 | 11 | | | 908 | 2,019 | 15 | 1 | 898 | 2,398 | 19 | 2 |
| Ward 24 | 2,610 | 2,829 | 406 | 462 | 4 | 4 | | | 1,411 | 1,966 | 18 | | 1,128 | 3,086 | 17 | |
| Ward 25 | 3,039 | 3,138 | 517 | 602 | 3 | 3 | | | 1,360 | 2,572 | 1 | 2 | 1,179 | 3,505 | 3 | 2 |
| Ward 26 | 1,302 | 1,222 | 212 | 173 | 1 | 1 | | | 735 | 1,154 | 8 | | 712 | 1,544 | 9 | |
| Ward 27 | 2,393 | 2,453 | 430 | 452 | 2 | 5 | | | 1,607 | 1,972 | 6 | | 1,735 | 2,750 | 14 | |
| Ward 28 | 603 | 584 | 57 | 57 | | | | | 527 | 531 | 2 | | 492 | 793 | 2 | |
| Ward 29 | 626 | 666 | 75 | 91 | 2 | 2 | | | 824 | 516 | 9 | 1 | 849 | 744 | 10 | 2 |
| Ward 30 | 578 | 603 | 73 | 80 | 2 | 2 | | | 654 | 390 | 4 | | 680 | 571 | 4 | |
| Ward 31 | 595 | 576 | 46 | 52 | 2 | 1 | | | 684 | 195 | 3 | 1 | 746 | 337 | 3 | 1 |
| Ward 32 | 891 | 854 | 57 | 50 | | | | | 883 | 302 | 1 | | 903 | 601 | 3 | |
| Ward 33 | 663 | 756 | 41 | 42 | 2 | | | | 1,009 | 305 | 4 | | 1,112 | 570 | 5 | |
| Ward 34 | 836 | 827 | 127 | 120 | 15 | 15 | | | 840 | 680 | 67 | 1 | 866 | 957 | 67 | 1 |
| Ward 35 | 1,015 | 990 | 88 | 97 | 1 | 4 | | | 974 | 497 | 6 | | 1,129 | 939 | 7 | |
| Ward 36 | 1,433 | 1,394 | 124 | 119 | 7 | 5 | | | 1,264 | 683 | 14 | | 1,191 | 1,236 | 17 | |
| Ward 37 | 1,776 | 1,739 | 329 | 315 | 2 | 2 | | | 1,449 | 1,369 | 9 | | 1,447 | 2,020 | 2 | |
| Ward 38 | 1,578 | 1,615 | 140 | 150 | 1 | 2 | | | 1,403 | 814 | 9 | 2 | 1,477 | 1,604 | 15 | 2 |
| Ward 39 | 2,201 | 2,199 | 238 | 279 | | 1 | | | 1,377 | 1,432 | 3 | | 1,233 | 2,216 | 4 | |
| Ward 40 | 2,163 | 2,228 | 268 | 251 | 2 | | | | 1,190 | 1,433 | 3 | 1 | 1,077 | 2,091 | 4 | 1 |
| Ward 41 | 1,563 | 1,560 | 104 | 150 | 6 | 5 | | | 1,591 | 688 | 9 | | 1,706 | 1,149 | 12 | |
| Ward 42 | 1,331 | 1,430 | 149 | 128 | | | | | 1,085 | 642 | 2 | | 1,224 | 937 | 2 | |
| Clyde village | 308 | 324 | 2 | 4 | 5 | 7 | | | 453 | 24 | 4 | | 699 | 67 | 5 | |
| Collinwood village | 485 | 520 | 33 | 31 | 3 | 8 | | | 683 | 213 | 10 | 1 | 786 | 328 | 14 | 1 |
| Columbus city | 16,632 | 16,835 | 447 | 432 | 1,062 | 1,184 | 4 | 1 | 25,962 | 3,093 | 2,509 | 15 | 31,118 | 5,980 | 2,955 | 13 |
| Ward 1 | 770 | 812 | 25 | 23 | | | | | 812 | 220 | 2 | | 854 | 331 | 3 | |
| Ward 2 | 338 | 343 | 15 | 25 | 4 | 1 | | | 1,164 | 214 | 10 | | 1,250 | 449 | 12 | |
| Ward 3 | 1,172 | 1,204 | 73 | 59 | 9 | 11 | 1 | | 1,302 | 430 | 28 | 1 | 1,337 | 764 | 45 | 1 |
| Ward 4 | 1,612 | 1,533 | 102 | 88 | 135 | 164 | | | 1,674 | 450 | 237 | | 1,840 | 745 | 314 | |
| Ward 5 | 464 | 503 | 8 | 9 | 15 | 11 | | | 1,240 | 103 | 44 | | 1,533 | 228 | 53 | 1 |
| Ward 6 | 651 | 674 | 10 | 22 | 44 | 71 | | | 1,140 | 75 | 102 | | 1,382 | 185 | 127 | |
| Ward 7 | 1,210 | 1,316 | 22 | 31 | 55 | 82 | | | 1,591 | 85 | 121 | | 2,073 | 208 | 123 | |
| Ward 8 | 517 | 485 | 8 | 10 | 191 | 225 | | | 721 | 72 | 305 | | 880 | 164 | 355 | |
| Ward 9 | 890 | 1,057 | 9 | 12 | 107 | 122 | 2 | 1 | 1,539 | 132 | 181 | 2 | 2,326 | 237 | 210 | 2 |
| Ward 10 | 900 | 913 | 16 | 13 | 60 | 73 | | | 1,636 | 132 | 132 | 1 | 1,367 | 376 | 157 | 1 |
| Ward 11 | 360 | 394 | 19 | 12 | 112 | 118 | | | 971 | 101 | 330 | 2 | 1,143 | 190 | 452 | 3 |
| Ward 12 | 266 | 232 | 5 | 6 | 31 | 26 | | | 767 | 61 | 128 | 1 | 955 | 107 | 167 | 1 |
| Ward 13 | 1,090 | 1,136 | 26 | 25 | 24 | 24 | | | 1,480 | 160 | 54 | | 1,672 | 355 | 62 | |
| Ward 14 | 1,435 | 1,313 | 21 | 16 | 44 | 41 | | | 2,062 | 175 | 57 | | 2,551 | 349 | 78 | |
| Ward 15 | 735 | 669 | 44 | 28 | 95 | 65 | 1 | | 2,217 | 287 | 433 | 8 | 2,504 | 433 | 475 | 9 |
| Ward 16 | 812 | 852 | 19 | 17 | 24 | 27 | | | 1,423 | 113 | 71 | | 1,719 | 226 | 81 | |
| Ward 17 | 891 | 825 | 10 | 6 | 52 | 51 | | | 1,343 | 107 | 99 | | 1,581 | 240 | 106 | |
| Ward 18 | 842 | 888 | 7 | 13 | 20 | 13 | | | 1,261 | 48 | 50 | | 1,680 | 124 | 41 | |
| Ward 19 | 1,117 | 1,136 | 8 | 12 | 40 | 59 | | | 1,614 | 83 | 75 | | 1,966 | 169 | 94 | |

¹ Includes all persons of negro descent.

² Chinese, Japanese, and Indians.

STATISTICS OF POPULATION.

TABLE 27.—PERSONS OF SCHOOL, MILITIA, AND VOTING AGES, BY SEX, GENERAL NATIVITY, AND COLOR, FOR PLACES HAVING 2,500 INHABITANTS OR MORE: 1900—Continued.

| CITIES, TOWNS, VILLAGES, AND BOROUGHES. | 5 TO 20 YEARS, INCLUSIVE. | | | | | | | | MALES 18 TO 44 YEARS, INCLUSIVE. | | | | MALES 21 YEARS AND OVER. | | | |
|--|---------------------------|---------------|----------------|---------------|---------------------|---------------|-----------------------------|---------------|-------------------------------------|-------------------|---------------------|--------------------------------|--------------------------|-------------------|---------------------|--------------------------------|
| | Native white. | | Foreign white. | | Negro. ¹ | | Other colored. ² | | Native white. | Foreign white. | Negro. ¹ | Other colored. ² | Native white. | Foreign white. | Negro. ¹ | Other colored. ² |
| | Males. | Fe- males. | Males. | Fe- males. | Males. | Fe- males. | Males. | Fe- males. | | | | | | | | |
| Ohio—Continued. | | | | | | | | | | | | | | | | |
| Conneaut village | 919 | 851 | 82 | 76 | 2 | 2 | — | — | 1,496 | 625 | 8 | — | 1,777 | 695 | 3 | — |
| Coshocton village | 890 | 1,044 | 7 | 10 | 11 | 14 | — | — | 1,440 | 102 | 14 | 1 | 1,732 | 209 | 20 | 1 |
| Crestline village | 506 | 527 | 4 | 5 | 1 | 2 | — | — | 632 | 59 | 2 | — | 763 | 178 | 3 | — |
| Cuyahoga Falls village | 438 | 446 | 15 | 15 | 1 | 2 | — | — | 607 | 112 | 3 | 1 | 772 | 215 | 4 | 1 |
| Dayton city | 11,664 | 11,937 | 367 | 414 | 461 | 498 | 8 | — | 16,769 | 2,385 | 944 | 19 | 19,812 | 4,790 | 1,124 | 20 |
| Ward 1 | 523 | 606 | 15 | 23 | 32 | 34 | — | — | 1,173 | 110 | 114 | — | 1,544 | 284 | 135 | — |
| Ward 2 | 537 | 565 | 5 | 10 | 70 | 74 | 8 | — | 1,347 | 120 | 191 | 15 | 1,719 | 250 | 202 | 15 |
| Ward 3 | 1,632 | 1,614 | 90 | 118 | 19 | 21 | — | — | 1,732 | 512 | 23 | — | 1,966 | 854 | 31 | — |
| Ward 4 | 1,063 | 1,098 | 16 | 29 | 30 | 66 | — | — | 1,451 | 145 | 76 | — | 1,822 | 271 | 92 | — |
| Ward 5 | 1,120 | 1,142 | 9 | 13 | 51 | 48 | — | — | 1,733 | 129 | 103 | 3 | 2,212 | 243 | 112 | 8 |
| Ward 6 | 1,816 | 1,213 | 7 | 12 | 175 | 160 | — | — | 1,613 | 111 | 244 | — | 2,007 | 310 | 311 | — |
| Ward 7 | 1,976 | 1,476 | 49 | 35 | 58 | 65 | — | — | 2,307 | 228 | 155 | 1 | 2,836 | 611 | 189 | 2 |
| Ward 8 | 2,190 | 2,210 | 131 | 130 | 9 | 7 | — | — | 2,390 | 662 | 7 | — | 2,453 | 1,205 | 12 | — |
| Ward 9 | 1,085 | 1,103 | 24 | 22 | 11 | 10 | — | — | 1,476 | 219 | 18 | — | 1,680 | 433 | 24 | — |
| Ward 10 | 917 | 900 | 21 | 19 | 6 | 8 | — | — | 1,467 | 149 | 12 | — | 1,773 | 329 | 16 | — |
| Defiance city | 1,220 | 1,287 | 22 | 17 | 2 | 10 | — | — | 1,347 | 198 | 7 | — | 1,628 | 512 | 13 | — |
| Delaware city | 1,122 | 1,183 | 12 | 15 | 70 | 33 | — | — | 1,500 | 77 | 86 | 4 | 1,833 | 265 | 119 | 4 |
| Delphos city | 300 | 795 | 6 | 9 | 11 | 4 | — | — | 796 | 41 | 7 | — | 1,001 | 167 | 17 | — |
| Dennison village | 595 | 569 | 8 | 11 | 3 | 2 | — | — | 885 | 75 | 5 | 1 | 989 | 128 | 7 | 1 |
| East Cleveland village | 291 | 358 | 22 | 29 | 4 | 1 | — | — | 493 | 130 | 5 | 1 | 634 | 207 | 4 | 1 |
| East Liverpool city | 2,534 | 2,605 | 137 | 127 | 32 | 24 | — | — | 3,294 | 667 | 71 | 6 | 3,660 | 974 | 79 | 7 |
| Eaton village | 344 | 365 | — | — | 20 | 21 | — | — | 572 | 11 | 19 | — | 933 | 53 | 23 | — |
| Elmwood Place village | 368 | 399 | 9 | 11 | 14 | 17 | — | — | 457 | 106 | 16 | — | 499 | 194 | 24 | — |
| Elyria city | 1,178 | 1,285 | 51 | 69 | 31 | 34 | — | — | 1,633 | 323 | 52 | 3 | 1,909 | 636 | 71 | 4 |
| Findlay city | 2,609 | 2,697 | 43 | 32 | 87 | 61 | — | — | 3,623 | 255 | 58 | 2 | 4,708 | 519 | 85 | 2 |
| Fostoria city | 1,073 | 1,177 | 42 | 32 | 25 | 20 | — | — | 1,475 | 132 | 32 | 2 | 1,975 | 284 | 47 | 2 |
| Franklin village | 385 | 421 | 2 | — | 24 | 20 | — | — | 506 | 13 | 31 | — | 672 | 64 | 36 | — |
| Fremont city | 1,155 | 1,274 | 29 | 35 | 22 | 23 | — | — | 1,641 | 177 | 31 | — | 1,991 | 519 | 45 | — |
| Gallion city | 1,028 | 1,103 | 14 | 5 | 2 | — | — | — | 1,524 | 130 | 9 | 1 | 1,823 | 358 | 9 | 1 |
| Gallipolis city | 588 | 746 | 2 | 3 | 120 | 147 | — | — | 962 | 14 | 166 | 2 | 1,216 | 54 | 256 | 2 |
| Girard village | 374 | 364 | 47 | 23 | — | 2 | — | — | 387 | 342 | — | — | 404 | 466 | — | 1 |
| Glenville village | 790 | 743 | 60 | 76 | 1 | 1 | — | — | 925 | 402 | 4 | 2 | 1,049 | 593 | 7 | 2 |
| Greenfield village | 517 | 557 | — | 2 | 50 | 53 | — | — | 745 | 18 | 57 | 1 | 1,069 | 55 | 90 | 1 |
| Greenville city | 772 | 839 | 1 | 3 | 4 | 1 | — | — | 1,092 | 30 | 11 | — | 1,508 | 139 | 14 | — |
| Hamilton city | 3,481 | 3,648 | 91 | 104 | 48 | 43 | — | — | 4,993 | 618 | 106 | 2 | 5,570 | 1,440 | 136 | 2 |
| Hicksville village | 406 | 421 | — | 1 | — | — | — | — | 531 | 9 | — | — | 706 | 28 | — | — |
| Hillsboro village | 502 | 549 | 1 | — | 135 | 127 | — | — | 788 | 14 | 157 | — | 1,063 | 74 | 214 | — |
| Ironton city | 1,333 | 1,943 | 11 | 12 | 146 | 174 | — | — | 2,219 | 102 | 215 | 1 | 2,594 | 367 | 282 | 1 |
| Jackson city | 712 | 741 | 4 | 3 | 22 | 27 | — | — | 958 | 37 | 30 | 1 | 1,170 | 128 | 39 | 1 |
| Kent village | 609 | 657 | 23 | 24 | — | — | — | — | 934 | 162 | 2 | — | 1,165 | 287 | 3 | — |
| Kenton city | 949 | 971 | 11 | 12 | 34 | 50 | — | — | 1,380 | 90 | 58 | 2 | 1,770 | 260 | 85 | 2 |
| Lakewood hamlet | 441 | 430 | 63 | 61 | — | — | — | — | 442 | 345 | — | — | 528 | 448 | 1 | — |
| Lancaster city | 1,282 | 1,325 | 4 | 12 | 33 | 30 | — | — | 1,730 | 56 | 46 | — | 2,235 | 210 | 62 | — |
| Lebanon village | 284 | 325 | 1 | 2 | 24 | 42 | — | — | 523 | 16 | 67 | — | 761 | 50 | 90 | 1 |
| Leetonia village | 409 | 440 | 34 | 23 | — | 1 | — | — | 399 | 242 | 1 | — | 479 | 343 | 2 | — |
| Lima city | 3,067 | 3,311 | 43 | 46 | 102 | 111 | — | — | 4,585 | 364 | 163 | 4 | 5,469 | 752 | 230 | 3 |
| Lisbon village | 472 | 463 | 22 | 16 | 20 | 19 | — | — | 629 | 126 | 24 | 1 | 807 | 187 | 29 | 1 |
| Lockland village | 332 | 374 | 1 | 4 | 80 | 74 | — | — | 397 | 50 | 93 | — | 496 | 107 | 123 | — |
| Logan village | 513 | 546 | 2 | 2 | 7 | 8 | — | — | 642 | 16 | 9 | 1 | 897 | 60 | 13 | 2 |
| London village | 440 | 470 | — | — | 55 | 68 | — | — | 615 | 22 | 72 | — | 825 | 102 | 101 | 2 |
| Lorain city | 1,931 | 1,990 | 333 | 330 | 48 | 65 | — | — | 2,757 | 2,302 | 115 | 1 | 2,939 | 2,752 | 133 | 1 |
| Madisonville village | 429 | 457 | — | 2 | 11 | 65 | — | — | 535 | 32 | 45 | — | 638 | 103 | 63 | — |
| Mansfield city | 2,512 | 2,654 | 76 | 72 | 14 | 30 | — | — | 3,333 | 395 | 23 | 2 | 4,239 | 847 | 36 | 3 |
| Marietta city | 1,392 | 1,307 | 16 | 13 | 48 | 38 | — | — | 3,031 | 105 | 35 | 2 | 3,631 | 329 | 95 | 3 |
| Marion city | 1,326 | 1,773 | 23 | 11 | 14 | 15 | — | — | 2,539 | 161 | 25 | 1 | 3,117 | 405 | 40 | 1 |
| Martins Ferry city | 1,240 | 1,213 | 76 | 83 | 37 | 46 | — | — | 1,403 | 302 | 57 | — | 1,631 | 488 | 80 | 1 |
| Marysville village | 425 | 453 | 1 | 1 | 11 | 16 | — | — | 545 | 11 | 25 | — | 733 | 56 | 36 | — |
| Massillon city | 1,837 | 1,921 | 51 | 60 | 12 | 10 | — | — | 2,196 | 406 | 24 | 1 | 2,513 | 315 | 34 | 2 |
| Miamisburg city | 586 | 618 | 5 | 8 | — | 3 | — | — | 837 | 37 | 1 | 1 | 1,068 | 115 | 1 | 1 |
| Middleport village | 355 | 380 | — | — | 67 | 76 | — | — | 402 | 1 | 64 | — | 616 | 40 | 114 | — |
| Middletown city | 1,311 | 1,409 | 13 | 19 | 49 | 48 | — | — | 1,919 | 111 | 71 | — | 2,250 | 360 | 93 | 1 |
| Mingo Junction village | 335 | 366 | 32 | 32 | 5 | 6 | — | — | 513 | 550 | 21 | 1 | 565 | 604 | 30 | 1 |
| Mt. Vernon city | 906 | 941 | 8 | 3 | 48 | 41 | — | — | 1,223 | 73 | 47 | — | 1,697 | 194 | 62 | 1 |
| Napoleon village | 512 | 602 | 13 | 14 | 2 | 2 | — | — | 676 | 77 | — | — | 861 | 207 | 1 | — |
| Nelsonville village | 911 | 937 | 21 | 16 | 33 | 36 | — | — | 1,034 | 86 | 46 | — | 1,216 | 167 | 54 | 1 |
| Newark city | 2,614 | 2,571 | 43 | 60 | 46 | 46 | 1 | — | 3,394 | 232 | 71 | 6 | 4,714 | 634 | 98 | 5 |
| Newburg hamlet | 942 | 937 | 119 | 113 | 3 | — | — | — | 696 | 525 | 3 | — | 719 | 801 | 6 | — |
| New Comerstown village | 401 | 425 | 4 | — | 6 | 9 | — | — | 605 | 23 | 22 | — | 731 | 36 | 28 | — |
| New Philadelphia city | 946 | 940 | 32 | 19 | 7 | 7 | — | — | 1,180 | 114 | 6 | — | 1,486 | 279 | 8 | — |
| Niles city | 1,102 | 1,076 | 153 | 105 | — | — | — | — | 1,146 | 799 | 1 | 1 | 1,191 | 1,106 | 1 | 1 |
| North Baltimore village | 548 | 563 | 11 | 10 | — | — | — | — | 785 | 48 | — | 4 | 994 | 84 | 1 | 4 |
| Norwalk city | 965 | 1,037 | 10 | 14 | 13 | 21 | — | — | 1,200 | 162 | 17 | 2 | 1,622 | 351 | 31 | 2 |
| Norwood village | 954 | 1,076 | 9 | 14 | 12 | 6 | — | — | 1,153 | 164 | 22 | — | 1,353 | 368 | 24 | — |
| Oberlin village | 453 | 499 | 11 | 15 | 98 | 112 | — | — | 659 | 58 | 134 | 2 | 831 | 111 | 132 | 2 |
| Painesville village | 619 | 659 | 12 | 42 | 23 | 33 | — | — | 902 | 109 | 39 | 3 | 1,243 | 215 | 54 | 6 |
| Piqua city | 1,760 | 1,715 | 8 | 14 | 79 | 34 | — | — | 2,380 | 151 | 100 | 3 | 2,949 | 437 | 152 | 4 |
| Pomeroy city | 745 | 793 | 5 | 10 | 43 | 61 | — | — | 813 | 46 | 42 | — | 911 | 212 | 74 | — |
| Portsmouth city | 2,666 | 2,768 | 20 | 17 | 156 | 142 | 1 | — | 3,543 | 148 | 211 | 2 | 4,123 | 538 | 281 | 2 |
| Ravenna village | 500 | 564 | 9 | 4 | 30 | 33 | — | — | 679 | 92 | 39 | 1 | 963 | 187 | 53 | 1 |
| Reading village | 535 | 569 | 11 | 10 | — | — | — | — | 513 | 87 | — | — | 506 | 252 | — | — |

¹ Includes all persons of negro descent.² Chinese, Japanese, and Indians.

SCHOOL, MILITIA, AND VOTING AGES.

TABLE 27.—PERSONS OF SCHOOL, MILITIA, AND VOTING AGES, BY SEX, GENERAL NATIVITY, AND COLOR, FOR PLACES HAVING 2,500 INHABITANTS OR MORE: 1900—Continued.

| CITIES, TOWNS, VILLAGES, AND BOROUGHS. | 5 TO 20 YEARS, INCLUSIVE. | | | | | | | | MALES 18 TO 44 YEARS, INCLUSIVE. | | | | MALES 21 YEARS AND OVER. | | | |
|---|---------------------------|----------|----------------|----------|---------------------|----------|-----------------------------|----------|-------------------------------------|----------------|---------------------|-----------------------------|--------------------------|----------------|---------------------|-----------------------------|
| | Native white. | | Foreign white. | | Negro. ¹ | | Other colored. ² | | Native white. | Foreign white. | Negro. ¹ | Other colored. ² | Native white. | Foreign white. | Negro. ¹ | Other colored. ² |
| | Males. | Females. | Males. | Females. | Males. | Females. | Males. | Females. | | | | | | | | |
| Ohio—Continued. | | | | | | | | | | | | | | | | |
| St. Bernard village | 611 | 580 | 11 | 13 | | 2 | | | 619 | 134 | 2 | | 597 | 274 | 5 | |
| St. Marys village | 888 | 956 | | 2 | 2 | 1 | | | 1,104 | 37 | 1 | 1 | 1,845 | 137 | 3 | 1 |
| Salem city | 1,023 | 1,101 | 36 | 43 | 39 | 33 | | | 1,400 | 192 | 56 | 1 | 1,868 | 318 | 75 | 1 |
| Sandusky city | 2,967 | 3,187 | 116 | 152 | 34 | 56 | | | 3,304 | 762 | 77 | 1 | 3,515 | 1,897 | 115 | 1 |
| Shawnee village | 590 | 547 | 24 | 23 | | | | | 531 | 130 | | 1 | 510 | 265 | | 1 |
| Shelby village | 648 | 697 | 4 | 4 | | 1 | | | 1,074 | 44 | 5 | | 1,318 | 104 | 5 | |
| Sidney city | 844 | 839 | 2 | 3 | 16 | 17 | | | 1,189 | 31 | 27 | | 1,509 | 144 | 36 | |
| Springfield city | 5,150 | 5,173 | 66 | 81 | 640 | 665 | | | 7,205 | 721 | 1,003 | 3 | 8,763 | 1,646 | 1,368 | 3 |
| Steubenville city | 1,977 | 1,979 | 80 | 59 | 95 | 108 | | | 2,616 | 513 | 203 | 1 | 3,139 | 923 | 260 | 3 |
| Tiffin city | 1,506 | 1,615 | 26 | 38 | 9 | 8 | | | 2,071 | 186 | 10 | 1 | 2,656 | 546 | 9 | 2 |
| Toledo city | 18,618 | 19,336 | 1,524 | 1,680 | 187 | 221 | 2 | | 21,838 | 7,631 | 454 | 30 | 24,778 | 12,843 | 606 | 30 |
| Ward 1 | 1,237 | 1,199 | 63 | 65 | 14 | 13 | | | 1,425 | 394 | 6 | | 1,622 | 669 | 11 | 1 |
| Ward 2 | 1,926 | 1,941 | 265 | 282 | 13 | 12 | | | 1,380 | 1,156 | 12 | | 2,181 | 1,640 | 13 | |
| Ward 3 | 705 | 710 | 22 | 39 | 2 | 3 | | | 891 | 213 | 6 | | 983 | 437 | 10 | |
| Ward 4 | 733 | 812 | 68 | 72 | 32 | 38 | 1 | | 1,186 | 358 | 67 | 4 | 1,306 | 632 | 95 | 3 |
| Ward 5 | 1,222 | 1,243 | 132 | 127 | 2 | 3 | | | 1,444 | 660 | 4 | 2 | 1,647 | 1,081 | 7 | 2 |
| Ward 6 | 1,460 | 1,555 | 110 | 93 | 3 | 7 | | | 1,598 | 417 | 15 | 3 | 1,769 | 720 | 16 | |
| Ward 7 | 1,108 | 1,236 | 50 | 101 | 3 | 4 | | | 1,495 | 302 | 9 | 3 | 1,738 | 596 | 9 | 3 |
| Ward 8 | 2,030 | 2,059 | 202 | 186 | 19 | 23 | | | 1,899 | 894 | 39 | | 2,110 | 1,354 | 58 | |
| Ward 9 | 937 | 1,115 | 61 | 106 | 52 | 58 | | | 1,515 | 302 | 153 | 9 | 1,857 | 592 | 197 | 9 |
| Ward 10 | 1,401 | 1,590 | 64 | 94 | 5 | 9 | 1 | | 1,873 | 324 | 9 | 4 | 2,235 | 562 | 14 | 4 |
| Ward 11 | 593 | 568 | 46 | 70 | 10 | 10 | | | 1,802 | 343 | 65 | 3 | 2,114 | 506 | 79 | 3 |
| Ward 12 | 1,267 | 1,263 | 77 | 82 | 22 | 22 | | | 1,160 | 548 | 43 | | 1,170 | 1,072 | 60 | |
| Ward 13 | 1,034 | 1,117 | 52 | 49 | 6 | 6 | | | 1,411 | 309 | 16 | 3 | 1,524 | 682 | 21 | 3 |
| Ward 14 | 1,414 | 1,442 | 72 | 82 | 2 | 2 | | | 1,401 | 449 | 1 | 2 | 1,521 | 878 | 1 | 2 |
| Ward 15 | 1,551 | 1,486 | 240 | 232 | 4 | 6 | | | 1,458 | 962 | 9 | | 1,851 | 1,472 | 15 | |
| Toronto village | 609 | 535 | 32 | 32 | | | | | 639 | 207 | | 2 | 736 | 250 | | 2 |
| Troy city | 748 | 749 | 7 | 5 | 54 | 72 | | | 1,205 | 50 | 87 | 2 | 1,599 | 129 | 116 | 2 |
| Ulrichsville city | 711 | 698 | 9 | 10 | 9 | 8 | | | 915 | 70 | 22 | 2 | 1,159 | 132 | 25 | 2 |
| Upper Sandusky village | 461 | 486 | 5 | 6 | | 8 | | | 607 | 48 | 9 | 2 | 797 | 184 | 15 | 3 |
| Urbana city | 824 | 844 | 2 | 6 | 124 | 135 | 1 | | 1,180 | 57 | 146 | 4 | 1,638 | 187 | 216 | 5 |
| Van Wert city | 930 | 1,081 | 4 | 2 | 23 | 32 | | | 1,206 | 58 | 34 | | 1,674 | 123 | 59 | |
| Wapakoneta village | 643 | 614 | 3 | 3 | | | | | 824 | 43 | | | 980 | 169 | 1 | |
| Warren city | 1,101 | 1,175 | 72 | 89 | 23 | 25 | | | 1,608 | 294 | 33 | | 2,015 | 522 | 42 | |
| Washington Court House city | 697 | 758 | | 1 | 107 | 114 | | | 938 | 10 | 135 | 2 | 1,413 | 63 | 214 | 2 |
| Wellston city | 1,473 | 1,500 | 13 | 10 | 8 | 3 | | | 1,746 | 87 | 12 | 2 | 1,941 | 165 | 13 | 2 |
| Wellsville city | 896 | 910 | 15 | 9 | 16 | 19 | | | 1,309 | 198 | 29 | 1 | 1,595 | 293 | 39 | 1 |
| Wilmington city | 361 | 392 | 1 | | 100 | 89 | 1 | | 581 | 24 | 107 | | 875 | 55 | 168 | |
| Wooster city | 892 | 868 | 11 | 19 | 5 | 6 | | | 1,126 | 66 | 7 | 1 | 1,500 | 176 | 12 | 1 |
| Xenia city | 948 | 939 | 3 | 5 | 300 | 297 | | | 1,426 | 52 | 416 | 3 | 1,846 | 190 | 620 | 3 |
| Youngstown city | 6,530 | 6,570 | 713 | 665 | 125 | 137 | 2 | | 6,523 | 4,442 | 277 | 9 | 6,967 | 6,267 | 349 | 8 |
| Zanesville city | 3,288 | 3,403 | 32 | 31 | 145 | 162 | | | 4,753 | 270 | 229 | 1 | 5,860 | 690 | 306 | 1 |
| Oklahoma: | | | | | | | | | | | | | | | | |
| Elreno city | 433 | 465 | 4 | 4 | 37 | 43 | | | 705 | 61 | 39 | 2 | 958 | 102 | 58 | 3 |
| Enid city | 505 | 499 | 9 | 5 | 13 | 22 | | | 871 | 34 | 41 | 1 | 1,051 | 68 | 51 | 1 |
| Guthrie city | 1,194 | 1,147 | 9 | 10 | 577 | 536 | | | 1,515 | 78 | 439 | 6 | 1,977 | 173 | 710 | 6 |
| Oklahoma City | 1,222 | 1,206 | 22 | 33 | 180 | 205 | | | 2,466 | 199 | 338 | 9 | 2,917 | 340 | 376 | 10 |
| Perry city | 449 | 483 | 2 | 6 | 65 | 69 | | | 580 | 36 | 82 | | 860 | 72 | 117 | |
| Ponca city | 393 | 393 | 2 | 2 | 19 | 23 | 7 | 11 | 580 | 34 | 47 | 6 | 719 | 50 | 57 | 8 |
| Shawnee city | 500 | 589 | 1 | 4 | 25 | 30 | | | 655 | 13 | 67 | | 903 | 33 | 69 | 1 |
| Oregon: | | | | | | | | | | | | | | | | |
| Albany city | 454 | 501 | 9 | 8 | 3 | 2 | 1 | 4 | 576 | 73 | 3 | 7 | 795 | 152 | 7 | 23 |
| Ashland city | 401 | 418 | 5 | 5 | | | | | 500 | 44 | | 8 | 713 | 95 | | 12 |
| Astoria city | 956 | 987 | 141 | 109 | | | 22 | 3 | 1,026 | 1,558 | 2 | 388 | 1,168 | 2,114 | 3 | 557 |
| Baker City | 969 | 976 | 14 | 23 | 6 | 5 | 25 | 5 | 1,397 | 230 | 22 | 179 | 1,696 | 406 | 24 | 314 |
| Eugene city | 467 | 543 | 7 | 8 | | | | | 615 | 57 | 3 | 5 | 879 | 180 | 3 | 8 |
| La Grande city | 450 | 458 | 9 | 8 | | | 15 | | 616 | 96 | 1 | 34 | 800 | 152 | 1 | 77 |
| Oregon City | 569 | 530 | 25 | 30 | | | | 1 | 710 | 143 | 1 | 17 | 815 | 253 | 1 | 23 |
| Fendleton town | 641 | 678 | 10 | 11 | | 2 | 1 | | 1,160 | 177 | 8 | 66 | 1,336 | 293 | 8 | 90 |
| Portland city | 10,187 | 10,640 | 770 | 831 | 59 | 70 | 508 | 96 | 17,453 | 6,325 | 335 | 5,484 | 20,198 | 9,636 | 336 | 8,133 |
| Ward 1 | 595 | 575 | 67 | 67 | | | 1 | | 714 | 498 | | 194 | 754 | 694 | | 201 |
| Ward 2 | 1,033 | 1,033 | 61 | 92 | 16 | 21 | 44 | 2 | 2,484 | 905 | 146 | 406 | 2,698 | 1,302 | 160 | 550 |
| Ward 3 | 601 | 634 | 32 | 43 | 3 | 13 | 165 | 46 | 2,092 | 690 | 82 | 2,040 | 2,413 | 1,080 | 91 | 2,914 |
| Ward 4 | 652 | 754 | 37 | 62 | 5 | 7 | 247 | 38 | 2,942 | 673 | 64 | 2,177 | 3,430 | 1,013 | 76 | 3,691 |
| Ward 5 | 1,023 | 1,107 | 80 | 116 | 2 | 8 | 32 | 5 | 2,453 | 725 | 12 | 416 | 2,843 | 1,098 | 19 | 473 |
| Ward 6 | 1,011 | 1,094 | 117 | 130 | 7 | 9 | 3 | | 1,144 | 549 | 8 | 20 | 1,380 | 863 | 11 | 25 |
| Ward 7 | 451 | 474 | 26 | 20 | 1 | 1 | | | 438 | 163 | 4 | 3 | 497 | 296 | 5 | 9 |
| Ward 8 | 1,049 | 1,083 | 82 | 76 | | 1 | 3 | 1 | 962 | 494 | | 108 | 1,180 | 769 | 1 | 126 |
| Ward 9 | 1,697 | 1,823 | 96 | 106 | 13 | 5 | 10 | 1 | 2,363 | 612 | 17 | 104 | 2,801 | 962 | 17 | 123 |
| Ward 10 | 1,090 | 1,096 | 76 | 71 | 5 | 4 | 3 | 3 | 1,103 | 520 | 2 | 16 | 1,302 | 808 | 5 | 16 |
| Ward 11 | 965 | 962 | 96 | 98 | 2 | 1 | | | 758 | 496 | | | 950 | 751 | 1 | |
| Salem city | 605 | 635 | 14 | 22 | 1 | | 8 | 5 | 803 | 79 | 2 | 56 | 1,047 | 204 | 2 | 88 |
| The Dalles city | 551 | 624 | 12 | 14 | | | 7 | 1 | 567 | 139 | 3 | 61 | 747 | 288 | 4 | 93 |
| Pennsylvania: | | | | | | | | | | | | | | | | |
| Allegheny city | 17,842 | 17,899 | 1,558 | 1,703 | 463 | 456 | | | 22,024 | 10,545 | 991 | 21 | 23,603 | 15,049 | 1,178 | 28 |
| Ward 1 | 309 | 391 | 27 | 70 | 32 | 27 | | | 1,489 | 276 | 103 | 2 | 1,687 | 461 | 114 | 2 |
| Ward 2 | 2,268 | 2,396 | 102 | 143 | 137 | 110 | | | 3,702 | 676 | 225 | 3 | 4,250 | 1,140 | 266 | 6 |
| Ward 3 | 2,139 | 2,204 | 125 | 141 | 91 | 108 | | | 2,737 | 866 | 197 | 2 | 2,960 | 1,531 | 251 | 2 |
| Ward 4 | 1,421 | 1,380 | 95 | 120 | 14 | 15 | | | 2,325 | 703 | 33 | 7 | 2,568 | 1,136 | 42 | 9 |

¹ Includes all persons of negro descent.

² Chinese, Japanese, and Indians.

TABLE 27.—PERSONS OF SCHOOL, MILITIA, AND VOTING AGES, BY SEX, GENERAL NATIVITY, AND COLOR, FOR PLACES HAVING 2,500 INHABITANTS OR MORE: 1900—Continued.

| CITIES, TOWNS, VILLAGES, AND BOROUGHS. | 5 TO 20 YEARS, INCLUSIVE. | | | | | | | | MALES 18 TO 44 YEARS, INCLUSIVE. | | | | MALES 21 YEARS AND OVER. | | | |
|--|---------------------------|---------------|----------------|---------------|---------------------|---------------|-----------------------------|---------------|-------------------------------------|----------------|---------------------|-----------------------------|--------------------------|----------------|---------------------|-----------------------------|
| | Native white. | | Foreign white. | | Negro. ¹ | | Other colored. ² | | Native white. | Foreign white. | Negro. ¹ | Other colored. ² | Native white. | Foreign white. | Negro. ¹ | Other colored. ² |
| | Males. | Fe- males. | Males. | Fe- males. | Males. | Fe- males. | Males. | Fe- males. | | | | | | | | |
| Pennsylvania—Con. | | | | | | | | | | | | | | | | |
| Allegheny city—Continued. | | | | | | | | | | | | | | | | |
| Ward 5 | 1,516 | 1,470 | 105 | 142 | 49 | 64 | | | 1,911 | 677 | 101 | 2 | 2,122 | 1,040 | 123 | 3 |
| Ward 6 | 1,883 | 1,890 | 149 | 166 | 27 | 35 | | | 2,511 | 1,008 | 65 | 1 | 2,694 | 1,496 | 87 | 2 |
| Ward 7 | 1,159 | 1,267 | 97 | 88 | | | | | 936 | 629 | | | 905 | 988 | | |
| Ward 8 | 387 | 355 | 128 | 97 | 1 | | | | 352 | 915 | | | 368 | 1,004 | | |
| Ward 9 | 675 | 581 | 209 | 143 | 12 | | | | 1,221 | 1,548 | 170 | 1 | 1,203 | 1,682 | 170 | 1 |
| Ward 10 | 1,492 | 1,449 | 120 | 141 | 26 | 51 | | | 1,474 | 686 | 38 | | 1,602 | 949 | 57 | |
| Ward 11 | 1,637 | 1,552 | 201 | 222 | 46 | 29 | | | 1,542 | 1,487 | 29 | | 1,520 | 1,867 | 29 | |
| Ward 12 | 1,183 | 1,095 | 88 | 103 | 26 | 20 | | | 921 | 491 | 25 | 1 | 917 | 772 | 39 | 1 |
| Ward 13 | 1,143 | 1,219 | 98 | 108 | 2 | 2 | | | 694 | 583 | | 2 | 644 | 875 | | 2 |
| Ward 14 | 180 | 200 | 14 | 14 | | | | | 159 | 55 | | | 163 | 118 | | |
| Allentown city | 5,109 | 5,456 | 157 | 217 | 8 | 15 | | | 6,876 | 854 | 33 | 4 | 8,641 | 1,476 | 37 | 6 |
| Altoona city | 5,968 | 6,238 | 156 | 147 | 60 | 63 | | | 7,709 | 990 | 109 | 1 | 9,188 | 1,646 | 188 | 1 |
| Apollo borough | 432 | 485 | 5 | | 11 | 5 | | | 615 | 41 | 27 | | 781 | 56 | | 2 |
| Archbald borough | 880 | 742 | 157 | 105 | | | | | 685 | 759 | | | 622 | 996 | | |
| Ashland borough | 1,112 | 1,169 | 28 | 24 | | | 1 | | 1,118 | 178 | | 1 | 1,206 | 453 | | |
| Ashley borough | 682 | 656 | 35 | 51 | | | | | 524 | 310 | | | 594 | 477 | | |
| Athens borough | 509 | 566 | 5 | 7 | 5 | 10 | | | 731 | 61 | 10 | | 1,024 | 114 | 15 | |
| Avoca borough | 612 | 601 | 52 | 50 | | | | | 458 | 298 | | | 404 | 474 | | |
| Bangor borough | 650 | 660 | 52 | 27 | 2 | 2 | | | 747 | 218 | 2 | | 836 | 348 | 5 | |
| Beaver Falls borough | 1,494 | 1,549 | 99 | 84 | 22 | 25 | | | 1,739 | 544 | 40 | 4 | 2,066 | 782 | 46 | 4 |
| Bellefonte borough | 576 | 694 | 2 | 4 | 34 | 39 | | | 733 | 40 | 26 | | 945 | 105 | 45 | |
| Bellevue borough | 422 | 441 | 17 | 33 | 30 | 24 | | | 621 | 110 | 48 | 2 | 770 | 200 | 50 | 2 |
| Berwick borough (Colum- bia county). | 581 | 628 | | 4 | | | | | 912 | 28 | | | 1,099 | 59 | | |
| Bethlehem borough | 1,014 | 1,093 | 14 | 10 | 7 | 7 | | | 1,441 | 85 | 17 | 3 | 1,885 | 171 | 23 | 3 |
| Blairsville borough | 544 | 529 | 4 | 7 | 20 | 18 | 1 | | 607 | 37 | 17 | 2 | 777 | 62 | 22 | 2 |
| Blakely borough | 559 | 542 | 82 | 66 | | | | | 540 | 359 | | | 623 | 485 | | |
| Bloomsburg town | 936 | 1,088 | 2 | 8 | 13 | 21 | 1 | 4 | 1,165 | 33 | 15 | 1 | 1,506 | 93 | 19 | 1 |
| Braddock borough | 1,955 | 1,843 | 355 | 378 | 83 | 51 | | | 2,174 | 2,485 | 246 | 6 | 2,276 | 2,774 | 255 | 6 |
| Bradford city | 2,027 | 2,121 | 127 | 132 | 25 | 28 | | | 2,781 | 548 | 42 | 9 | 3,488 | 961 | 60 | 10 |
| Bridgeport borough (Mont- gomery county). | 470 | 456 | 27 | 29 | 1 | 1 | 1 | | 559 | 98 | 2 | 1 | 608 | 218 | 4 | |
| Bristol borough | 987 | 1,065 | 75 | 69 | 34 | 49 | | | 1,067 | 298 | 60 | 8 | 1,372 | 471 | 80 | 3 |
| Butler borough | 1,686 | 1,842 | 57 | 56 | 13 | 20 | | | 1,876 | 269 | 24 | 2 | 2,351 | 454 | 26 | 3 |
| Canonsburg borough | 312 | 340 | 27 | 23 | 73 | 80 | | | 379 | 86 | 70 | 2 | 535 | 120 | 92 | 2 |
| Carbondale city | 2,006 | 2,122 | 169 | 147 | 1 | | | | 2,276 | 694 | 2 | | 2,523 | 1,217 | 1 | |
| Carlisle borough | 1,146 | 1,239 | 2 | 5 | 169 | 204 | 1 | | 1,689 | 31 | 208 | 1 | 2,318 | 102 | 300 | |
| Carnegie borough | 1,073 | 1,086 | 94 | 135 | 44 | 37 | 1 | | 1,031 | 697 | 70 | 7 | 1,119 | 943 | 92 | 6 |
| Catasauqua borough | 528 | 573 | 49 | 46 | | 1 | | | 674 | 301 | 5 | | 767 | 447 | 6 | |
| Chambersburg borough | 1,198 | 1,210 | 3 | 6 | 118 | 129 | | | 1,504 | 34 | 129 | 1 | 2,048 | 111 | 198 | 1 |
| Charleroi borough | 708 | 745 | 211 | 212 | 35 | 30 | | | 905 | 754 | 70 | 4 | 980 | 880 | 75 | 5 |
| Chester city | 4,338 | 4,454 | 217 | 231 | 610 | 709 | 1 | | 5,438 | 1,466 | 1,254 | 23 | 6,266 | 2,350 | 1,452 | 27 |
| Clearfield borough | 841 | 802 | 20 | 20 | 8 | 2 | | | 1,074 | 96 | 20 | | 1,269 | 142 | 25 | |
| Coatesville borough | 738 | 794 | 11 | 8 | 45 | 80 | | | 1,294 | 91 | 143 | 2 | 1,579 | 139 | 165 | 2 |
| Columbia borough | 1,960 | 2,009 | 15 | 28 | 66 | 67 | | | 2,369 | 147 | 89 | 1 | 2,840 | 407 | 126 | |
| Connellsville borough | 936 | 1,085 | 25 | 80 | 55 | 59 | | | 1,330 | 249 | 117 | 7 | 1,567 | 382 | 128 | 8 |
| Conshohocken borough | 866 | 901 | 31 | 30 | 6 | 17 | | | 988 | 202 | 15 | 2 | 1,153 | 436 | 19 | 4 |
| Coraopolis borough | 319 | 374 | 20 | 20 | 25 | 19 | | | 486 | 112 | 62 | | 589 | 163 | 64 | 1 |
| Corry city | 743 | 734 | 11 | 14 | 2 | 2 | | | 909 | 109 | | 1 | 1,265 | 316 | 5 | 1 |
| Coudersport borough | 436 | 523 | 34 | 39 | 2 | 2 | | | 575 | 139 | 8 | 1 | 736 | 210 | 3 | 1 |
| Danville borough | 1,153 | 1,221 | 26 | 34 | 10 | 12 | | | 1,515 | 168 | 20 | 1 | 1,989 | 414 | 21 | 1 |
| Darby borough | 500 | 455 | 24 | 31 | 36 | 60 | | | 560 | 126 | 72 | 1 | 694 | 205 | 88 | 2 |
| Dickson borough | 588 | 575 | 271 | 206 | | | | | 250 | 1,136 | | | 246 | 1,278 | | |
| Doylstown borough | 363 | 454 | 4 | 1 | 13 | 14 | | | 501 | 44 | 16 | 1 | 732 | 86 | 20 | 1 |
| Dubois borough | 1,425 | 1,522 | 122 | 118 | 1 | 7 | | | 1,501 | 675 | 2 | 2 | 1,755 | 863 | 5 | 2 |
| Dunmore borough | 1,992 | 1,984 | 196 | 188 | | | | | 1,712 | 955 | 2 | | 1,798 | 1,440 | 2 | |
| Duquesne borough | 1,119 | 1,015 | 281 | 253 | 22 | 31 | 1 | | 1,075 | 1,943 | 66 | 2 | 1,086 | 2,049 | 70 | 2 |
| East Mauch Chunk borough | 565 | 619 | 9 | 7 | | | | | 595 | 102 | 1 | | 647 | 216 | 1 | |
| Easton city | 3,681 | 3,588 | 112 | 102 | 52 | 44 | | | 5,155 | 500 | 90 | 6 | 6,346 | 1,001 | 102 | 6 |
| East Pittsburg borough | 416 | 308 | 60 | 39 | 7 | 7 | | | 643 | 477 | 66 | 7 | 599 | 524 | 68 | 8 |
| East Stroudsburg borough | 397 | 440 | 4 | 10 | 2 | | | | 520 | 85 | 1 | | 680 | 59 | 2 | |
| Edwardsville borough | 577 | 648 | 257 | 177 | | | | | 290 | 1,288 | | 1 | 252 | 1,464 | | 1 |
| Elliotts borough | 609 | 623 | 8 | 11 | | | | | 495 | 170 | | | 525 | 805 | | |
| Erie city | 7,439 | 7,727 | 645 | 652 | 94 | 40 | | | 8,414 | 3,464 | 49 | 4 | 9,623 | 5,773 | 83 | 6 |
| Ward 1 | 1,176 | 1,240 | 104 | 113 | 8 | 13 | | | 1,300 | 580 | 16 | | 1,765 | 1,004 | 29 | |
| Ward 2 | 1,710 | 1,708 | 250 | 227 | 4 | 4 | | | 1,761 | 1,020 | 5 | 3 | 1,861 | 1,558 | 7 | 4 |
| Ward 3 | 1,161 | 1,322 | 95 | 94 | 5 | 4 | | | 1,775 | 470 | 12 | 1 | 2,059 | 806 | 15 | 2 |
| Ward 4 | 1,111 | 1,129 | 67 | 80 | 12 | 17 | | | 1,340 | 552 | 14 | | 1,557 | 894 | 29 | |
| Ward 5 | 1,181 | 1,127 | 82 | 85 | | 2 | | | 1,117 | 404 | 1 | | 1,174 | 708 | 2 | |
| Ward 6 | 1,150 | 1,206 | 47 | 58 | 5 | | | | 1,121 | 438 | | | 1,207 | 803 | 1 | |
| Etna borough | 814 | 776 | 152 | 84 | 6 | 5 | | | 661 | 768 | 16 | | 683 | 954 | 19 | |
| Ford City borough | 341 | 332 | 175 | 131 | 7 | 7 | | | 315 | 494 | 19 | 2 | 320 | 551 | 21 | 2 |
| Forest City borough | 478 | 464 | 215 | 163 | | | | | 334 | 931 | 1 | | 347 | 1,004 | 1 | |
| Frackville borough | 490 | 511 | 5 | 6 | | | | | 457 | 34 | | | 519 | 94 | | |
| Franklin city (Venango Co.) | 988 | 1,057 | 15 | 9 | 42 | 47 | | | 1,401 | 108 | 58 | 9 | 1,826 | 249 | 69 | 10 |
| Freeland borough | 877 | 884 | 73 | 79 | | | | | 708 | 480 | 1 | | 690 | 681 | 1 | 2 |
| Gallitzin borough | 337 | 409 | 80 | 49 | | | | | 341 | 370 | 1 | | 421 | 433 | 2 | |
| Gettysburg borough | 495 | 494 | | 2 | 41 | 44 | | | 568 | 11 | 50 | 2 | 813 | 32 | 66 | 2 |
| Gilberton borough | 658 | 649 | 92 | 72 | | | | | 526 | 656 | | | 584 | 767 | | |

¹ Includes all persons of negro descent.² Chinese, Japanese, and Indians.

TABLE 27.—PERSONS OF SCHOOL, MILITIA, AND VOTING AGES, BY SEX, GENERAL NATIVITY, AND COLOR, FOR PLACES HAVING 2,500 INHABITANTS OR MORE: 1900—Continued.

| CITIES, TOWNS, VILLAGES, AND BOROUGHES. | 5 TO 20 YEARS, INCLUSIVE. | | | | | | | | MALES 18 TO 44 YEARS, INCLUSIVE. | | | | MALES 21 YEARS AND OVER. | | | |
|--|---------------------------|----------|----------------|----------|---------------------|----------|-----------------------------|----------|-------------------------------------|----------------|---------------------|-----------------------------|--------------------------|----------------|---------------------|-----------------------------|
| | Native white. | | Foreign white. | | Negro. ¹ | | Other colored. ² | | Native white. | Foreign white. | Negro. ¹ | Other colored. ² | Native white. | Foreign white. | Negro. ¹ | Other colored. ² |
| | Males. | Females. | Males. | Females. | Males. | Females. | Males. | Females. | | | | | | | | |
| Pennsylvania—Con. | | | | | | | | | | | | | | | | |
| Girardville borough | 627 | 622 | 29 | 30 | | | | | 613 | 247 | | 1 | 626 | 399 | | 1 |
| Greensburg borough | 914 | 1,008 | 22 | 31 | 23 | 11 | | | 1,221 | 154 | 45 | 6 | 1,566 | 220 | 49 | 6 |
| Greenville borough | 669 | 737 | 27 | 21 | 8 | 4 | | | 970 | 85 | 9 | | 1,216 | 174 | 12 | |
| Hanover borough | 771 | 819 | 2 | 3 | 3 | 5 | | | 956 | 17 | 11 | | 1,332 | 69 | 15 | 1 |
| Harrisburg city | 6,656 | 7,061 | 124 | 110 | 570 | 689 | 2 | 2 | 9,848 | 598 | 962 | 7 | 12,207 | 1,198 | 1,272 | 10 |
| Ward 1 | 592 | 615 | 4 | 10 | 51 | 54 | | | 784 | 66 | 38 | | 838 | 156 | 102 | |
| Ward 2 | 600 | 592 | 9 | 6 | 74 | 84 | | | 301 | 70 | 110 | | 971 | 123 | 149 | |
| Ward 3 | 234 | 240 | 13 | 8 | 27 | 21 | 1 | | 480 | 60 | 74 | 3 | 642 | 95 | 85 | 2 |
| Ward 4 | 342 | 391 | 5 | 5 | 37 | 72 | | | 668 | 15 | 86 | | 950 | 51 | 97 | 2 |
| Ward 5 | 578 | 574 | 5 | 12 | 15 | 17 | 1 | 2 | 865 | 35 | 26 | 1 | 1,168 | 91 | 32 | 1 |
| Ward 6 | 1,624 | 1,829 | 21 | 17 | 77 | 106 | | | 2,859 | 87 | 98 | | 2,864 | 217 | 149 | |
| Ward 7 | 1,057 | 1,117 | 15 | 8 | 84 | 80 | | | 1,528 | 48 | 97 | | 1,816 | 117 | 138 | 1 |
| Ward 8 | 482 | 446 | 25 | 26 | 180 | 231 | | | 547 | 94 | 349 | 2 | 662 | 158 | 472 | 3 |
| Ward 9 | 900 | 941 | 19 | 8 | 23 | 23 | | | 1,417 | 33 | 39 | 1 | 1,769 | 185 | 45 | 1 |
| Ward 10 | 297 | 316 | 8 | 10 | 2 | 1 | | | 404 | 35 | 5 | | 467 | 55 | 3 | |
| Hazleton city | 2,264 | 2,460 | 137 | 145 | | | | | 2,180 | 759 | 9 | 3 | 2,320 | 1,320 | 12 | 4 |
| Holidaysburg borough | 442 | 476 | 2 | 1 | 21 | 18 | | | 500 | 19 | 23 | 1 | 685 | 66 | 33 | 1 |
| Homestead borough | 1,695 | 1,577 | 265 | 271 | 90 | 75 | 2 | | 2,000 | 1,702 | 257 | 10 | 2,085 | 1,997 | 268 | 9 |
| Honesdale borough | 346 | 438 | | 6 | | | | | 494 | 36 | 1 | 1 | 641 | 169 | 1 | 2 |
| Huntingdon borough | 908 | 1,010 | 4 | 4 | 18 | 22 | | | 1,130 | 55 | 31 | 2 | 1,467 | 124 | 40 | 2 |
| Indiana borough | 622 | 735 | 7 | 4 | 1 | 2 | | | 702 | 18 | 4 | 1 | 948 | 60 | 7 | 8 |
| Jeannette borough | 992 | 895 | 128 | 129 | 22 | 15 | | | 895 | 411 | 15 | | 949 | 587 | 10 | |
| Jermyn borough | 339 | 395 | 30 | 41 | | | | | 342 | 255 | 1 | 1 | 354 | 368 | | 1 |
| Jersey Shore borough | 385 | 485 | 5 | 4 | 5 | 5 | | | 616 | 36 | 8 | | 804 | 59 | 15 | |
| Johnsburg borough | 579 | 576 | 53 | 63 | | | | | 689 | 359 | 1 | 2 | 743 | 454 | 1 | 2 |
| Johnstown city | 5,390 | 5,450 | 516 | 365 | 50 | 44 | | | 5,923 | 3,299 | 103 | 7 | 6,633 | 4,206 | 120 | 9 |
| Kane borough | 779 | 768 | 52 | 67 | 5 | 4 | | | 1,022 | 361 | 19 | 2 | 1,132 | 472 | 22 | 2 |
| Kingston borough | 480 | 558 | 108 | 66 | 1 | 2 | | | 494 | 451 | 3 | | 610 | 550 | 4 | |
| Kittanning borough | 528 | 640 | 7 | 16 | 8 | 15 | | | 386 | 55 | 23 | 2 | 981 | 118 | 32 | 2 |
| Knoxville borough (Allegheny county). | 489 | 588 | 16 | 25 | 12 | 10 | | | 676 | 126 | 19 | | 762 | 215 | 20 | |
| Lancaster city | 5,989 | 6,440 | 146 | 141 | 114 | 147 | | | 7,683 | 645 | 172 | 13 | 9,416 | 1,582 | 216 | 14 |
| Lansdale borough | 412 | 437 | 3 | 3 | | 1 | 1 | | 510 | 76 | | 2 | 671 | 110 | | 1 |
| Lansdowne borough | 335 | 366 | 7 | 13 | 6 | 29 | | 4 | 409 | 62 | 24 | 2 | 566 | 100 | 24 | 2 |
| Lansford borough | 794 | 725 | 134 | 59 | 54 | | | | 621 | 741 | 1 | | 668 | 884 | | |
| Latrobe borough | 678 | 741 | 49 | 59 | 4 | 1 | 1 | | 752 | 214 | 15 | 5 | 937 | 296 | 16 | 6 |
| Lebanon city | 2,655 | 2,846 | 31 | 24 | 6 | 10 | | | 3,547 | 167 | 24 | 1 | 4,549 | 333 | 26 | 1 |
| Lehighon borough | 734 | 747 | 5 | 8 | | | | | 965 | 54 | 2 | | 1,181 | 107 | 2 | |
| Lewisburg borough | 486 | 493 | 1 | | 3 | 9 | | | 619 | 13 | 9 | | 971 | 33 | 16 | |
| Lewistown borough | 599 | 658 | 5 | 3 | 19 | 26 | | | 909 | 25 | 33 | 2 | 1,173 | 56 | 45 | 2 |
| Lock Haven city | 1,039 | 1,149 | 20 | 29 | 22 | 25 | | | 1,226 | 88 | 27 | 2 | 1,621 | 296 | 35 | 2 |
| Luverne borough | 495 | 490 | 110 | 96 | 2 | 1 | | | 422 | 561 | 1 | | 488 | 674 | 2 | |
| Lykens borough | 484 | 485 | 10 | 5 | | | | | 484 | 42 | | | 607 | 99 | | |
| McKeesport city | 4,856 | 4,901 | 701 | 740 | 108 | 96 | | | 4,994 | 3,652 | 271 | 2 | 4,977 | 4,554 | 278 | 3 |
| McKees Rocks borough | 941 | 914 | 87 | 68 | 6 | | | | 1,471 | 518 | 17 | 1 | 1,464 | 679 | 12 | 1 |
| Mahanoy City borough | 1,960 | 2,119 | 310 | 282 | | | | | 1,714 | 1,655 | 1 | | 1,782 | 2,088 | | |
| Mauch Chunk borough | 598 | 624 | 12 | 8 | | | | | 744 | 95 | 2 | 1 | 872 | 266 | 3 | 2 |
| Meadville city | 1,298 | 1,512 | 24 | 17 | 22 | 22 | 1 | | 2,064 | 142 | 40 | 8 | 2,512 | 432 | 51 | 7 |
| Mechanicsburg borough (Cumberland county). | 444 | 520 | | 17 | 17 | 20 | | | 638 | 7 | 11 | | 1,055 | 16 | 23 | 1 |
| Media borough | 323 | 323 | 6 | 12 | 69 | 80 | 1 | 2 | 472 | 32 | 98 | 3 | 687 | 65 | 122 | 2 |
| Meyersdale borough | 523 | 515 | 1 | 6 | 18 | 17 | | | 569 | 37 | 23 | | 653 | 85 | 25 | |
| Middletown borough | 907 | 839 | 23 | 9 | 28 | 44 | 1 | | 1,006 | 147 | 68 | 2 | 1,300 | 204 | | 1 |
| Millvale borough | 1,097 | 1,065 | 70 | 63 | 2 | 2 | | | 971 | 457 | 1 | 1 | 1,013 | 758 | 9 | 2 |
| Milton borough | 904 | 981 | 15 | 8 | 17 | 20 | | | 1,199 | 29 | 21 | 1 | 1,631 | 69 | 29 | 1 |
| Minersville borough | 723 | 699 | 50 | 71 | | | | | 716 | 435 | | 1 | 1,768 | 581 | | 1 |
| Monongahela city | 697 | 784 | 46 | 54 | 54 | 62 | | | 841 | 278 | 78 | 1 | 1,084 | 382 | 93 | 1 |
| Mt. Carmel borough | 2,131 | 2,021 | 332 | 223 | 2 | 3 | | | 1,619 | 1,747 | 4 | 2 | 1,594 | 2,052 | 5 | 3 |
| Mt. Pleasant borough | 673 | 753 | 62 | 68 | 36 | 26 | | | 755 | 297 | 47 | 2 | 901 | 365 | 56 | 2 |
| Nanticoke borough | 1,721 | 1,747 | 549 | 404 | | | | | 722 | 1,888 | 1 | | 715 | 2,294 | 1 | 1 |
| New Brighton borough | 1,015 | 1,075 | 16 | 14 | 25 | 38 | | | 1,845 | 131 | 44 | 1 | 1,631 | 231 | 54 | 3 |
| Newcastle city | 3,899 | 3,746 | 449 | 477 | 63 | 66 | 1 | | 3,210 | 2,121 | 155 | 5 | 5,965 | 2,665 | 176 | 7 |
| New Kensington borough | 680 | 675 | 100 | 106 | 13 | 10 | | | 813 | 402 | 40 | | 847 | 497 | 41 | |
| Norristown borough | 2,589 | 2,929 | 134 | 161 | 108 | 91 | 1 | | 3,904 | 640 | 134 | 12 | 5,218 | 1,246 | 238 | 12 |
| North Braddock borough | 1,074 | 1,040 | 116 | 108 | 27 | 18 | | | 828 | 580 | 65 | | 831 | 748 | 66 | |
| Northumberland borough | 435 | 480 | 4 | 2 | 1 | | | | 508 | 21 | 1 | 1 | 705 | 30 | 2 | 1 |
| Oil City | 1,898 | 1,912 | 98 | 95 | 32 | 33 | | | 2,499 | 643 | 37 | 8 | 2,870 | 1,011 | 52 | 8 |
| Old Forge borough | 762 | 701 | 280 | 200 | | | | | 350 | 1,006 | | | 353 | 1,226 | | |
| Olyphant borough | 779 | 803 | 254 | 178 | | | | | 545 | 1,123 | | 1 | 548 | 1,297 | | 1 |
| Parsons borough | 400 | 458 | 34 | 37 | | 1 | | | 309 | 230 | | | 300 | 371 | | 1 |
| Patton borough | 446 | 390 | 52 | 36 | 1 | | | | 331 | 279 | 1 | | 386 | 328 | | 1 |
| Pen Argyl borough | 500 | 463 | 42 | 46 | 7 | 2 | | | 362 | 254 | 7 | 1 | 388 | 387 | 8 | 1 |
| Philadelphia city | 159,281 | 161,100 | 15,983 | 18,244 | 6,252 | 8,546 | 139 | 112 | 200,457 | 83,574 | 17,465 | 944 | 237,811 | 127,915 | 20,095 | 1,132 |
| Ward 1 | 5,147 | 5,352 | 470 | 555 | 107 | 113 | | | 6,017 | 2,411 | 161 | 25 | 6,931 | 3,670 | 206 | 30 |
| Ward 2 | 3,768 | 3,792 | 1,382 | 1,938 | 170 | 157 | 1 | | 2,380 | 5,317 | 375 | 25 | 2,690 | 6,488 | 410 | 27 |
| Ward 3 | 2,363 | 2,301 | 1,475 | 1,392 | 160 | 200 | | | 1,852 | 4,133 | 511 | 13 | 1,509 | 4,980 | 604 | 20 |
| Ward 4 | 2,106 | 2,031 | 1,343 | 1,395 | 309 | 326 | 1 | | 1,952 | 3,395 | 894 | 22 | 1,163 | 4,180 | 1,061 | 25 |
| Ward 5 | 1,546 | 1,479 | 780 | 874 | 96 | 119 | 5 | | 1,823 | 2,198 | 443 | 26 | 2,200 | 2,861 | 556 | 35 |
| Ward 6 | 326 | 737 | 245 | 333 | 12 | 9 | | | 1,327 | 911 | 32 | 10 | 1,631 | 1,340 | 39 | 10 |
| Ward 7 | 1,806 | 2,026 | 192 | 301 | 90 | 1,170 | 15 | 103 | 2,504 | 1,109 | 3,222 | 49 | 3,177 | 1,702 | 3,792 | 58 |
| Ward 8 | 1,002 | 1,056 | 66 | 177 | 201 | 229 | | | 2,599 | 688 | 789 | 20 | 3,562 | 1,048 | 969 | 25 |
| Ward 9 | 589 | 608 | 33 | 66 | 62 | 57 | 2 | | 1,175 | 366 | 213 | 14 | 1,632 | 578 | 226 | 21 |

¹ Includes all persons of negro descent.

² Chinese, Japanese, and Indians.

TABLE 27.—PERSONS OF SCHOOL, MILITIA, AND VOTING AGES, BY SEX, GENERAL NATIVITY, AND COLOR, FOR PLACES HAVING 2,500 INHABITANTS OR MORE: 1900—Continued.

| CITIES, TOWNS, VILLAGES, AND BOROUGHs. | 5 TO 20 YEARS, INCLUSIVE. | | | | | | | | MALES 18 TO 44 YEARS, INCLUSIVE. | | | | MALES 21 YEARS AND OVER. | | | |
|--|---------------------------|---------------|----------------|---------------|---------------------|---------------|-----------------------------|---------------|-------------------------------------|----------------|---------------------|-----------------------------|--------------------------|----------------|---------------------|-----------------------------|
| | Native white. | | Foreign white. | | Negro. ¹ | | Other colored. ² | | Native white. | Foreign white. | Negro. ¹ | Other colored. ² | Native white. | Foreign white. | Negro. ¹ | Other colored. ² |
| | Males. | Fe- males. | Males. | Fe- males. | Males. | Fe- males. | Males. | Fe- males. | | | | | | | | |
| Pennsylvania—Con. Philadelphia city—Cont'd. | | | | | | | | | | | | | | | | |
| Ward 10 | 1,634 | 1,899 | 112 | 165 | 72 | 79 | 5 | ----- | 4,568 | 1,210 | 244 | 196 | 5,668 | 1,796 | 283 | 266 |
| Ward 11 | 1,829 | 1,405 | 483 | 445 | 4 | 6 | ----- | 1,429 | 1,562 | 18 | 11 | 1,603 | 2,143 | 15 | 12 | |
| Ward 12 | 1,448 | 1,438 | 854 | 850 | 37 | 37 | ----- | 2,148 | 1,496 | 57 | 14 | 2,560 | 2,261 | 68 | 19 | |
| Ward 13 | 1,565 | 1,597 | 222 | 227 | 47 | 92 | ----- | 3,546 | 1,262 | 154 | 21 | 4,319 | 1,941 | 178 | 28 | |
| Ward 14 | 1,776 | 1,798 | 143 | 154 | 157 | 258 | 1 | ----- | 3,665 | 1,085 | 567 | 16 | 4,518 | 1,741 | 669 | 20 |
| Ward 15 | 5,634 | 5,911 | 804 | 933 | 207 | 290 | ----- | 8,701 | 3,217 | 800 | 26 | 10,490 | 5,000 | 870 | 28 | |
| Ward 16 | 2,102 | 2,166 | 286 | 344 | 14 | 13 | ----- | 2,061 | 1,433 | 22 | 6 | 2,314 | 2,207 | 29 | 10 | |
| Ward 17 | 2,448 | 2,515 | 206 | 215 | 6 | 15 | ----- | 2,662 | 1,411 | 33 | 4 | 2,885 | 2,303 | 45 | 7 | |
| Ward 18 | 4,010 | 3,920 | 256 | 262 | ----- | 5 | 1 | ----- | 5,437 | 1,633 | 4 | 7 | 6,722 | 2,606 | 4 | 9 |
| Ward 19 | 7,587 | 8,041 | 474 | 501 | 85 | 33 | ----- | 9,213 | 3,386 | 57 | 12 | 10,197 | 5,967 | 85 | 15 | |
| Ward 20 | 4,754 | 4,973 | 276 | 432 | 280 | 406 | 1 | 2 | 6,962 | 2,017 | 754 | 27 | 8,632 | 3,793 | 885 | 23 |
| Ward 21 | 4,577 | 4,594 | 350 | 390 | 50 | 54 | ----- | 5,125 | 2,146 | 171 | 5 | 5,315 | 3,360 | 167 | 5 | |
| Ward 22 | 8,027 | 8,159 | 502 | 697 | 375 | 617 | 6 | ----- | 9,642 | 2,915 | 358 | 26 | 11,763 | 5,005 | 958 | 29 |
| Ward 23 | 3,369 | 3,333 | 838 | 621 | 98 | 114 | 2 | ----- | 4,140 | 1,613 | 176 | 19 | 5,132 | 2,429 | 232 | 20 |
| Ward 24 | 6,342 | 6,698 | 197 | 324 | 207 | 373 | 3 | ----- | 9,363 | 1,333 | 485 | 42 | 11,792 | 3,211 | 524 | 45 |
| Ward 25 | 8,131 | 7,723 | 700 | 779 | 37 | 40 | ----- | 7,846 | 3,898 | 57 | 10 | 8,408 | 5,734 | 69 | 11 | |
| Ward 26 | 5,774 | 5,977 | 311 | 378 | 356 | 417 | 1 | ----- | 7,737 | 2,208 | 755 | 37 | 8,315 | 3,645 | 829 | 41 |
| Ward 27 | 2,977 | 3,116 | 137 | 330 | 270 | 491 | ----- | 5,135 | 1,192 | 717 | 21 | 7,196 | 2,491 | 846 | 22 | |
| Ward 28 | 5,520 | 5,589 | 180 | 268 | 127 | 181 | 1 | ----- | 8,339 | 1,755 | 347 | 16 | 9,789 | 2,768 | 360 | 13 |
| Ward 29 | 3,275 | 7,142 | 275 | 462 | 297 | 490 | ----- | 8,990 | 2,794 | 322 | 38 | 11,243 | 4,319 | 898 | 44 | |
| Ward 30 | 3,122 | 3,184 | 163 | 189 | 523 | 713 | 1 | ----- | 3,833 | 1,373 | 1,430 | 23 | 4,143 | 2,567 | 1,641 | 26 |
| Ward 31 | 4,814 | 4,809 | 243 | 271 | 1 | 4 | ----- | 5,815 | 1,731 | 8 | 12 | 6,452 | 3,264 | 9 | 13 | |
| Ward 32 | 4,449 | 4,871 | 112 | 239 | 60 | 199 | ----- | 7,438 | 904 | 157 | 19 | 9,863 | 1,312 | 176 | 22 | |
| Ward 33 | 9,238 | 9,489 | 1,041 | 1,102 | 90 | 107 | ----- | 9,300 | 5,480 | 273 | 12 | 9,902 | 7,973 | 282 | 16 | |
| Ward 34 | 6,056 | 5,821 | 299 | 322 | 228 | 317 | 5 | ----- | 7,443 | 2,035 | 363 | 25 | 8,797 | 3,186 | 444 | 27 |
| Ward 35 | 1,041 | 1,048 | 49 | 49 | 45 | 42 | ----- | 1,462 | 367 | 156 | ----- | 2,043 | 644 | 165 | ----- | |
| Ward 36 | 6,829 | 6,804 | 462 | 436 | 258 | 292 | ----- | 6,570 | 3,310 | 472 | 18 | 6,997 | 5,286 | 559 | 22 | |
| Ward 37 | 2,838 | 2,995 | 98 | 150 | 28 | 58 | 2 | ----- | 4,317 | 384 | 76 | 13 | 5,190 | 1,607 | 76 | 14 |
| Ward 38 | 4,255 | 4,345 | 331 | 357 | 55 | 129 | ----- | 5,232 | 2,478 | 168 | 11 | 6,112 | 3,510 | 167 | 13 | |
| Ward 39 | 5,977 | 5,953 | 389 | 432 | 120 | 130 | 1 | ----- | 6,653 | 2,451 | 236 | 21 | 7,411 | 3,702 | 274 | 23 |
| Ward 40 | 2,672 | 2,815 | 130 | 155 | 93 | 133 | 92 | ----- | 3,294 | 373 | 152 | 27 | 3,379 | 1,322 | 186 | 13 |
| Ward 41 | 1,558 | 1,550 | 74 | 84 | 48 | 31 | ----- | 2,117 | 579 | 236 | 5 | 2,666 | 970 | 239 | 5 | |
| Philipsburg borough | 485 | 523 | 11 | 27 | 16 | 16 | ----- | 552 | 79 | 23 | 1 | 723 | 134 | 28 | 1 | |
| Phoenixville borough | 1,104 | 1,136 | 163 | 119 | 35 | 53 | ----- | 1,402 | 1,016 | 71 | 3 | 1,764 | 1,286 | 86 | 4 | |
| Pitcairn borough | 899 | 851 | 15 | 11 | ----- | ----- | ----- | 726 | 77 | 2 | 2 | 724 | 96 | 2 | 1 | |
| Pittsburg city | | | | | | | | | | | | | | | | |
| Ward 1 | 42,708 | 42,961 | 5,546 | 5,386 | 2,152 | 2,100 | 1 | 2 | 45,949 | 29,338 | 6,028 | 117 | 43,964 | 40,909 | 6,541 | 149 |
| Ward 2 | 239 | 306 | 32 | 49 | 10 | 8 | ----- | 552 | 228 | 91 | 1 | 629 | 332 | 93 | ----- | |
| Ward 3 | 167 | 154 | 12 | 41 | 18 | 13 | 1 | ----- | 401 | 183 | 49 | 54 | 494 | 197 | 59 | 76 |
| Ward 4 | 122 | 125 | 18 | 64 | 6 | 2 | ----- | 274 | 155 | 25 | ----- | 306 | 218 | 25 | ----- | |
| Ward 5 | 158 | 203 | 16 | 46 | 6 | 2 | ----- | 439 | 149 | 18 | 1 | 510 | 209 | 24 | 1 | |
| Ward 6 | 369 | 375 | 151 | 137 | 19 | 11 | ----- | 666 | 746 | 86 | 3 | 683 | 931 | 88 | 5 | |
| Ward 7 | 1,225 | 1,207 | 189 | 210 | 15 | 20 | ----- | 1,661 | 750 | 72 | 1 | 1,763 | 1,143 | 89 | 2 | |
| Ward 8 | 648 | 690 | 346 | 345 | 123 | 151 | ----- | 747 | 1,037 | 464 | 1 | 757 | 1,304 | 494 | 1 | |
| Ward 9 | 858 | 905 | 321 | 330 | 305 | 277 | 1 | ----- | 583 | 697 | 363 | 1 | 617 | 363 | 1,032 | 1 |
| Ward 10 | 433 | 407 | 121 | 123 | 2 | 3 | ----- | 476 | 696 | 30 | ----- | 474 | 865 | 34 | 1 | |
| Ward 11 | 364 | 346 | 88 | 90 | ----- | ----- | ----- | 341 | 446 | 2 | 3 | 341 | 559 | 2 | 3 | |
| Ward 12 | 1,478 | 1,466 | 170 | 177 | 191 | 211 | ----- | 1,315 | 614 | 420 | 4 | 1,947 | 992 | 493 | 4 | |
| Ward 13 | 1,070 | 1,096 | 384 | 298 | 80 | 73 | ----- | 1,025 | 2,232 | 451 | ----- | 1,001 | 2,534 | 449 | ----- | |
| Ward 14 | 2,335 | 2,720 | 353 | 374 | 434 | 397 | ----- | 2,170 | 1,329 | 933 | ----- | 2,206 | 2,513 | 1,042 | ----- | |
| Ward 15 | 2,837 | 2,895 | 401 | 462 | 85 | 94 | ----- | 3,412 | 2,465 | 226 | 12 | 3,707 | 3,197 | ----- | 13 | |
| Ward 16 | 790 | 790 | 78 | 69 | 58 | 47 | ----- | 792 | 448 | 169 | 1 | 767 | 709 | 177 | 1 | |
| Ward 17 | 2,109 | 2,010 | 201 | 167 | 34 | 33 | ----- | 1,894 | 1,442 | 192 | ----- | 1,865 | 2,125 | 204 | ----- | |
| Ward 18 | 2,066 | 2,034 | 162 | 157 | 29 | 48 | ----- | 2,457 | 1,176 | 104 | 3 | 2,575 | 1,646 | 110 | 3 | |
| Ward 19 | 1,705 | 1,699 | 205 | 185 | 11 | 9 | ----- | 1,262 | 1,267 | 23 | 2 | 1,233 | 1,727 | 32 | 2 | |
| Ward 20 | 2,202 | 2,338 | 142 | 232 | 174 | 177 | ----- | 2,917 | 3,328 | 455 | 8 | 3,330 | 1,337 | 481 | 8 | |
| Ward 21 | 2,331 | 2,692 | 56 | 301 | 126 | 151 | 1 | ----- | 3,309 | 620 | 332 | 9 | 4,623 | 1,197 | 379 | 8 |
| Ward 22 | 2,381 | 2,389 | 182 | 233 | 272 | 247 | ----- | 3,419 | 1,247 | 533 | 6 | 3,301 | 1,349 | 537 | 9 | |
| Ward 23 | 772 | 798 | 71 | 120 | 21 | 20 | ----- | 837 | 447 | 80 | ----- | 973 | 611 | 85 | ----- | |
| Ward 24 | 2,090 | 2,014 | 193 | 189 | 8 | 4 | ----- | 2,502 | 1,303 | 10 | 1 | 2,630 | 1,663 | 12 | 2 | |
| Ward 25 | 954 | 938 | 171 | 135 | 2 | ----- | 778 | 785 | 2 | 2 | 745 | 1,324 | 3 | ----- | | |
| Ward 26 | 1,166 | 1,104 | 115 | 121 | 2 | 3 | ----- | 1,257 | 793 | 7 | 1 | 1,254 | 1,130 | 11 | 1 | |
| Ward 27 | 1,037 | 1,094 | 164 | 146 | 17 | 18 | ----- | 1,103 | 722 | 40 | ----- | 1,117 | 1,075 | 46 | ----- | |
| Ward 28 | 2,307 | 2,303 | 444 | 362 | 7 | 1 | ----- | 1,174 | 1,323 | 3 | ----- | 1,073 | 2,469 | 3 | ----- | |
| Ward 29 | 717 | 700 | 135 | 122 | 8 | 9 | ----- | 701 | 726 | 15 | 1 | 730 | 390 | 24 | 1 | |
| Ward 30 | 568 | 576 | 129 | 110 | 1 | ----- | 536 | 703 | 1 | ----- | 555 | 357 | ----- | ----- | | |
| Ward 31 | 507 | 478 | 84 | 62 | 7 | 3 | ----- | 457 | 544 | 8 | ----- | 439 | 709 | 9 | ----- | |
| Ward 32 | 1,077 | 1,147 | 70 | 75 | 2 | 2 | ----- | 925 | 437 | 7 | 1 | 954 | 693 | 8 | ----- | |
| Ward 33 | 1,395 | 1,370 | 75 | 75 | 27 | 29 | ----- | 1,443 | 492 | 54 | ----- | 1,567 | 342 | 60 | 2 | |
| Ward 34 | 89 | 87 | 14 | 8 | 4 | 6 | ----- | 81 | 97 | 19 | ----- | 30 | 126 | 16 | ----- | |
| Ward 35 | 274 | 270 | 57 | 72 | ----- | ----- | ----- | 246 | 317 | ----- | ----- | 233 | 411 | ----- | ----- | |
| Ward 36 | 917 | 863 | 75 | 61 | 13 | 12 | ----- | 775 | 320 | 23 | ----- | 304 | 545 | 31 | ----- | |
| Ward 37 | 621 | 541 | 36 | 48 | 7 | 5 | ----- | 644 | 179 | 15 | 2 | 673 | 337 | 16 | 2 | |
| Ward 38 | 698 | 716 | 43 | 44 | 16 | 12 | ----- | 335 | 235 | 30 | ----- | 333 | 327 | 37 | 1 | |
| Ward 39 | 527 | 560 | 37 | 41 | 12 | 2 | ----- | 437 | 235 | 6 | ----- | 510 | 343 | 3 | ----- | |
| Pittston city | 1,825 | 1,965 | 216 | 215 | 1 | 5 | ----- | 1,801 | 1,090 | 8 | 3 | 1,759 | 1,673 | 10 | 4 | |
| Plymouth borough | 1,953 | 2,072 | 345 | 335 | 5 | 3 | ----- | 1,323 | 1,316 | 10 | 2 | 1,332 | 2,424 | 3 | 2 | |
| Pottstown borough | 2,167 | 2,136 | 57 | 86 | 44 | 55 | ----- | 2,434 | 307 | 59 | 1 | 3,313 | 429 | 79 | 1 | |
| Pottsville borough | 2,377 | 2,463 | 55 | 68 | 16 | 14 | ----- | 2,713 | 357 | 52 | ----- | 3,372 | 797 | 68 | ----- | |
| Punxsutawney borough | 653 | 761 | 13 | 31 | ----- | ----- | ----- | 797 | 164 | 1 | 1 | 847 | 225 | 2 | ----- | |
| Quakertown borough | 432 | 437 | 3 | 4 | ----- | 1 | ----- | 553 | 25 | ----- | 1 | 766 | 60 | 4 | 1 | |
| Rankin borough | 333 | 319 | 191 | 140 | 31 | 34 | ----- | 296 | 1,079 | 107 | ----- | 297 | 1,075 | 103 | ----- | |

¹ Includes all persons of negro descent.

² Chinese, Japanese, and Indians.

SCHOOL, MILITIA, AND VOTING AGES.

TABLE 27.—PERSONS OF SCHOOL, MILITIA, AND VOTING AGES, BY SEX, GENERAL NATIVITY, AND COLOR, FOR PLACES HAVING 2,500 INHABITANTS OR MORE: 1900—Continued.

| CITIES, TOWNS, VILLAGES, AND BOROUGHES. | 5 TO 20 YEARS, INCLUSIVE. | | | | | | | | MALES 18 TO 44 YEARS, INCLUSIVE. | | | | MALES 21 YEARS AND OVER. | | | |
|--|---------------------------|-----------|----------------|-----------|---------------------|-----------|-----------------------------|-----------|-------------------------------------|----------------|---------------------|-----------------------------|--------------------------|----------------|---------------------|-----------------------------|
| | Native white. | | Foreign white. | | Negro. ¹ | | Other colored. ² | | Native white. | Foreign white. | Negro. ¹ | Other colored. ² | Native white. | Foreign white. | Negro. ¹ | Other colored. ² |
| | Males. | Fe-males. | Males. | Fe-males. | Males. | Fe-males. | Males. | Fe-males. | | | | | | | | |
| Pennsylvania—Con. | | | | | | | | | | | | | | | | |
| Reading city | 12,027 | 12,187 | 869 | 940 | 56 | 73 | | | 15,696 | 1,829 | 167 | 12 | 19,380 | 2,971 | 208 | 12 |
| Ward 1 | 618 | 587 | 33 | 20 | | | | | 769 | 84 | 1 | | 1,018 | 116 | 1 | |
| Ward 2 | 959 | 979 | 123 | 117 | 3 | | | | 1,010 | 561 | 4 | 1 | 1,210 | 691 | 4 | 1 |
| Ward 3 | 628 | 716 | 4 | 12 | 5 | 8 | | | 1,000 | 53 | 23 | 1 | 1,274 | 128 | 25 | 1 |
| Ward 4 | 313 | 320 | 6 | 11 | 2 | 6 | | | 478 | 37 | 11 | 1 | 636 | 60 | 13 | 1 |
| Ward 5 | 462 | 468 | 12 | 7 | 1 | 1 | | | 722 | 75 | 5 | | 949 | 121 | 5 | |
| Ward 6 | 1,206 | 1,255 | 21 | 14 | 5 | 6 | | | 1,755 | 164 | 12 | 2 | 2,088 | 258 | 16 | 2 |
| Ward 7 | 467 | 538 | 5 | 10 | 5 | 9 | | | 803 | 17 | 20 | 4 | 1,135 | 52 | 24 | 4 |
| Ward 8 | 478 | 515 | 6 | 9 | 8 | 19 | | | 774 | 40 | 29 | 3 | 1,025 | 115 | 40 | 3 |
| Ward 9 | 827 | 779 | 27 | 40 | 15 | 18 | | | 1,056 | 131 | 38 | | 1,288 | 287 | 53 | |
| Ward 10 | 758 | 775 | 47 | 36 | | | | | 873 | 159 | 1 | | 1,026 | 244 | 1 | |
| Ward 11 | 927 | 927 | 22 | 18 | 4 | 2 | | | 1,040 | 96 | 5 | | 1,227 | 199 | 3 | |
| Ward 12 | 1,113 | 1,123 | 19 | 13 | 8 | 4 | | | 1,367 | 74 | 4 | | 1,612 | 149 | 3 | |
| Ward 13 | 1,227 | 1,191 | 13 | 11 | | | | | 1,422 | 84 | | | 1,623 | 153 | 1 | |
| Ward 14 | 544 | 625 | 11 | 5 | 1 | | | | 790 | 119 | 8 | | 1,005 | 161 | 8 | |
| Ward 15 | 639 | 609 | 14 | 6 | 2 | | | | 835 | 85 | | | 1,018 | 115 | | |
| Ward 16 | 861 | 777 | 6 | 11 | 2 | 5 | | | 1,002 | 50 | 6 | | 1,202 | 122 | 6 | |
| Renovo borough | 649 | 673 | 15 | 21 | 5 | 1 | | | 750 | 139 | 5 | 1 | 870 | 276 | 4 | 1 |
| Reynoldsville borough | 554 | 595 | 25 | 29 | 4 | | | | 583 | 123 | 3 | 1 | 678 | 222 | 3 | 1 |
| Ridgway borough | 533 | 541 | 40 | 52 | | | | | 528 | 240 | 1 | 1 | 621 | 336 | 2 | 1 |
| Rochester borough | 710 | 776 | 39 | 36 | 18 | 17 | | | 864 | 86 | 30 | 3 | 1,048 | 191 | 33 | 3 |
| Royersford borough | 418 | 485 | | 1 | | | | | 536 | 26 | | | 671 | 49 | 3 | 1 |
| St. Clair borough | 755 | 750 | 24 | 22 | | 2 | | | 760 | 237 | 2 | | 822 | 402 | 2 | |
| St. Marys borough | 761 | 767 | 35 | 22 | | | | | 821 | 271 | 1 | | 833 | 421 | 1 | |
| Sayre borough | 733 | 792 | 18 | 6 | | 1 | | | 1,283 | 120 | | | 1,512 | 184 | 1 | |
| Schuylkill Haven borough | 597 | 638 | | 1 | | | | | 712 | 16 | | | 905 | 50 | | |
| Scottdale borough | 623 | 683 | 16 | 34 | 5 | 4 | | | 891 | 114 | 28 | 2 | 1,066 | 159 | 38 | 2 |
| Scranton city | 15,052 | 15,503 | 1,774 | 1,859 | 56 | 55 | 2 | | 13,859 | 9,419 | 187 | 11 | 14,226 | 13,629 | 207 | 13 |
| Ward 1 | 1,164 | 1,134 | 165 | 178 | | 1 | | | 923 | 842 | 1 | 2 | 947 | 1,141 | 1 | 2 |
| Ward 2 | 1,126 | 1,140 | 206 | 156 | | 2 | | | 1,011 | 1,151 | 1 | | 1,106 | 1,411 | 1 | |
| Ward 3 | 538 | 541 | 56 | 38 | | | | | 363 | 324 | | | 321 | 434 | 1 | |
| Ward 4 | 1,151 | 1,149 | 106 | 115 | 1 | | | | 1,007 | 599 | 1 | | 1,003 | 942 | | |
| Ward 5 | 1,110 | 1,143 | 130 | 113 | | 1 | | | 1,041 | 700 | 1 | 3 | 1,083 | 1,024 | 1 | 4 |
| Ward 6 | 624 | 651 | 110 | 97 | | | | | 466 | 507 | | | 398 | 702 | | |
| Ward 7 | 388 | 369 | 36 | 42 | | 3 | | | 392 | 228 | 5 | | 357 | 365 | 6 | |
| Ward 8 | 228 | 258 | 70 | 102 | 2 | 1 | 1 | | 442 | 338 | 17 | 3 | 502 | 407 | 21 | 3 |
| Ward 9 | 548 | 607 | 16 | 56 | 22 | 16 | | | 1,000 | 151 | 46 | 1 | 1,191 | 270 | 45 | 1 |
| Ward 10 | 538 | 518 | 54 | 53 | | | | | 496 | 263 | 2 | | 495 | 400 | 2 | |
| Ward 11 | 781 | 838 | 108 | 119 | | | | | 616 | 630 | | 1 | 593 | 901 | | 2 |
| Ward 12 | 470 | 495 | 15 | 31 | | | | | 345 | 155 | | | 309 | 298 | | |
| Ward 13 | 806 | 817 | 50 | 63 | 2 | 3 | 1 | | 937 | 316 | 9 | | 1,091 | 483 | 10 | |
| Ward 14 | 489 | 511 | 86 | 82 | | 4 | | | 546 | 412 | 19 | | 584 | 548 | 21 | |
| Ward 15 | 794 | 787 | 37 | 98 | 1 | | | | 627 | 444 | 4 | | 578 | 711 | 4 | |
| Ward 16 | 366 | 467 | 66 | 72 | 10 | 12 | | | 599 | 267 | 56 | | 680 | 382 | 63 | |
| Ward 17 | 577 | 679 | 24 | 63 | 11 | 8 | | | 890 | 174 | 11 | | 1,066 | 327 | 17 | |
| Ward 18 | 297 | 251 | 78 | 54 | 2 | 2 | | | 203 | 310 | 11 | 1 | 186 | 408 | 11 | 1 |
| Ward 19 | 1,432 | 1,475 | 134 | 143 | | | | | 935 | 688 | 1 | | 810 | 1,120 | 1 | |
| Ward 20 | 1,154 | 1,234 | 132 | 129 | 4 | 2 | | | 632 | 692 | 2 | | 537 | 1,016 | 2 | |
| Ward 21 | 441 | 434 | 50 | 55 | | | | | 338 | 223 | | | 334 | 339 | | |
| Sewickley borough | 484 | 447 | 11 | 41 | 50 | 65 | 1 | | 604 | 67 | 78 | 9 | 791 | 125 | 89 | 9 |
| Shamokin borough | 3,013 | 3,168 | 166 | 180 | 11 | 14 | | | 2,867 | 1,020 | 12 | 4 | 3,277 | 1,413 | 14 | 4 |
| Sharon borough | 1,233 | 1,304 | 90 | 79 | 13 | 14 | | | 1,573 | 597 | 35 | | 1,797 | 330 | 46 | |
| Sharpsburg borough | 1,039 | 1,104 | 89 | 57 | 30 | 32 | | | 1,033 | 415 | 123 | | 1,095 | 651 | 124 | |
| Sharpsville borough | 439 | 438 | | 16 | 2 | 2 | 1 | | 718 | 132 | 15 | 2 | 771 | 196 | 14 | 1 |
| Shenandoah borough | 2,513 | 2,503 | 814 | 607 | | | | | 1,706 | 4,217 | 2 | 7 | 1,754 | 4,686 | 2 | 7 |
| Sheraden borough | 435 | 441 | 24 | 29 | 6 | 7 | | | 508 | 170 | 32 | 1 | 563 | 234 | 39 | 1 |
| Shippensburg borough | 391 | 478 | 2 | | 26 | 39 | | | 545 | 6 | 25 | | 308 | 11 | 37 | |
| Slatington borough | 612 | 592 | 34 | 30 | | | | | 632 | 165 | 3 | 1 | 763 | 279 | | 1 |
| South Bethlehem borough (Northampton county). | 1,958 | 1,839 | 233 | 215 | 13 | 20 | 1 | | 2,053 | 1,283 | 29 | 3 | 2,185 | 1,733 | 34 | 3 |
| South Fork borough | 464 | 406 | 56 | 36 | | | | | 370 | 220 | 3 | | 379 | 302 | 3 | 1 |
| South Williamsport borough | 566 | 557 | 12 | 10 | 5 | 7 | | | 527 | 103 | 4 | | 631 | 191 | 7 | |
| Spring City borough | 410 | 427 | | 1 | | | | | 482 | 20 | | 1 | 650 | 54 | | 1 |
| Steelton borough | 1,533 | 1,313 | 237 | 91 | 232 | 208 | 2 | | 2,106 | 1,458 | 598 | 3 | 2,374 | 1,577 | 610 | 1 |
| Stroudsburg borough | 493 | 511 | 3 | 10 | 22 | 19 | | | 651 | 42 | 20 | | 904 | 66 | 29 | |
| Summit Hill borough | 560 | 497 | 25 | 19 | | | | | 516 | 174 | 2 | | 580 | 287 | 2 | 1 |
| Sunbury borough | 1,522 | 1,672 | 9 | 11 | | 2 | | | 2,062 | 48 | 7 | 4 | 2,607 | 98 | 9 | 4 |
| Susquehanna borough | 569 | 572 | | 10 | 1 | | | | 753 | 95 | 3 | | 895 | 233 | 3 | 1 |
| Tamaqua borough | 1,183 | 1,270 | 6 | 4 | 2 | 3 | | | 1,532 | 94 | 4 | 1 | 1,708 | 307 | 5 | 1 |
| Tarentum borough | 778 | 839 | 139 | 133 | | | | | 752 | 421 | | 3 | 940 | 523 | | 3 |
| Taylor borough | 605 | 654 | 110 | 102 | | | | | 412 | 555 | 1 | | 396 | 746 | | |
| Titusville city | 1,149 | 1,193 | 42 | 44 | 16 | 11 | | | 1,370 | 310 | 22 | 3 | 1,670 | 740 | 35 | 3 |
| Towanda borough | 652 | 714 | 14 | 16 | 11 | 15 | | | 789 | 63 | 21 | | 1,123 | 148 | 30 | |
| Turtle Creek borough | 513 | 497 | 28 | 32 | 4 | 1 | 1 | | 749 | 157 | 10 | 4 | 753 | 215 | 8 | 3 |
| Tyrone borough | 870 | 985 | 3 | 3 | 23 | 23 | | | 1,094 | 33 | 21 | | 1,336 | 100 | 28 | 1 |
| Union City borough | 431 | 465 | 2 | 7 | | | | | 632 | 42 | 5 | | 880 | 88 | 7 | |
| Uniontown borough (Fayette county). | 962 | 1,047 | 23 | 32 | 116 | 130 | 1 | | 1,261 | 186 | 175 | 3 | 1,583 | 240 | 230 | 3 |
| Warren borough | 1,086 | 1,166 | 71 | 102 | | | | | 1,356 | 418 | | 2 | 1,680 | 711 | | 2 |
| Washington borough (Washington county). | 916 | 966 | 29 | 25 | 147 | 144 | 1 | | 1,523 | 162 | 276 | 7 | 1,855 | 229 | 332 | 8 |

¹ Includes all persons of negro descent.

² Chinese, Japanese, and Indians.

TABLE 27.—PERSONS OF SCHOOL, MILITIA, AND VOTING AGES, BY SEX, GENERAL NATIVITY, AND COLOR, FOR PLACES HAVING 2,500 INHABITANTS OR MORE: 1900—Continued.

| CITIES, TOWNS, VILLAGES, AND BOROUGH. | 5 TO 20 YEARS, INCLUSIVE. | | | | | | | | MALES 18 TO 44 YEARS, INCLUSIVE. | | | | MALES 21 YEARS AND OVER. | | | | |
|---------------------------------------|---------------------------|-----------|----------------|-----------|---------------------|-----------|-----------------------------|-----------|----------------------------------|----------------|---------------------|-----------------------------|--------------------------|----------------|---------------------|-----------------------------|--|
| | Native white. | | Foreign white. | | Negro. ¹ | | Other colored. ² | | Native white. | Foreign white. | Negro. ¹ | Other colored. ² | Native white. | Foreign white. | Negro. ¹ | Other colored. ² | |
| | Males. | Fe-males. | Males. | Fe-males. | Males. | Fe-males. | Males. | Fe-males. | | | | | | | | | |
| Pennsylvania—Con. | | | | | | | | | | | | | | | | | |
| Waynesboro borough | 847 | 831 | 2 | 2 | 12 | 10 | | | 1,113 | 18 | 25 | 1 | 1,434 | 87 | 33 | 1 | |
| Waynesburg borough | 319 | 340 | 8 | 6 | 32 | 25 | 1 | | 473 | 13 | 29 | 2 | 677 | 28 | 42 | 1 | |
| Wellsboro borough | 429 | 441 | 2 | 11 | 2 | 9 | | | 494 | 29 | 3 | 2 | 734 | 90 | 8 | 2 | |
| West Bethlehem borough | 504 | 507 | 4 | 6 | 3 | 3 | | | 669 | 66 | 11 | | 856 | 118 | 10 | | |
| West Chester borough | 921 | 1,170 | 23 | 23 | 251 | 336 | | | 1,349 | 99 | 362 | 6 | 1,895 | 208 | 480 | 8 | |
| West Hazelton borough | 376 | 399 | 71 | 56 | | | | | 242 | 341 | | | 252 | 416 | | | |
| West Pittston borough | 811 | 874 | 121 | 90 | 14 | 8 | | | 875 | 425 | 16 | | 1,062 | 573 | 21 | | |
| West Washington borough | 462 | 444 | 26 | 20 | 8 | 12 | | | 544 | 68 | 10 | | 617 | 93 | 14 | 1 | |
| Wilkesbarre city | 7,668 | 8,058 | 698 | 875 | 92 | 82 | | | 7,219 | 3,736 | 178 | | 7,777 | 5,542 | 233 | 5 | |
| Ward 1 | 440 | 492 | 63 | 58 | 3 | 2 | | | 331 | 337 | 10 | 1 | 334 | 448 | 11 | 1 | |
| Ward 2 | 658 | 668 | 45 | 40 | 5 | | | | 530 | 219 | 3 | | 475 | 387 | 2 | | |
| Ward 3 | 622 | 632 | 123 | 105 | | | | | 376 | 583 | | 1 | 339 | 756 | | 1 | |
| Ward 4 | 163 | 182 | 3 | 34 | 11 | 12 | | | 237 | 36 | 12 | | 393 | 72 | 20 | | |
| Ward 5 | 229 | 267 | 20 | 26 | 13 | 17 | | | 327 | 84 | 24 | | 393 | 140 | 29 | | |
| Ward 6 | 477 | 465 | 33 | 52 | 6 | 3 | | | 356 | 253 | 5 | 1 | 366 | 392 | 6 | 1 | |
| Ward 7 | 98 | 112 | 2 | 20 | 1 | 1 | | | 173 | 31 | 11 | | 229 | 48 | 14 | | |
| Ward 8 | 214 | 226 | 22 | 62 | 9 | 2 | | | 347 | 117 | 19 | 1 | 415 | 183 | 25 | 1 | |
| Ward 9 | 465 | 487 | 54 | 60 | 1 | | | | 343 | 240 | 5 | | 329 | 372 | 6 | | |
| Ward 10 | 277 | 346 | 6 | 39 | 7 | 5 | | | 361 | 38 | 12 | | 498 | 80 | 16 | | |
| Ward 11 | 363 | 364 | 20 | 29 | 7 | 5 | | | 413 | 125 | 22 | 1 | 452 | 210 | 34 | 1 | |
| Ward 12 | 404 | 417 | 8 | 27 | 7 | 5 | | | 522 | 67 | 11 | | 605 | 142 | 11 | | |
| Ward 13 | 943 | 1,095 | 75 | 94 | 16 | 15 | | | 859 | 393 | 32 | | 884 | 631 | 40 | | |
| Ward 14 | 1,171 | 1,064 | 99 | 85 | 2 | 13 | | | 848 | 520 | 4 | | 827 | 798 | 6 | | |
| Ward 15 | 492 | 502 | 20 | 36 | 5 | | | | 547 | 151 | 6 | | 597 | 223 | 9 | | |
| Ward 16 | 647 | 739 | 105 | 108 | 6 | 2 | | | 539 | 537 | 2 | | 641 | 659 | 4 | | |
| Wilkesburg borough | 1,593 | 1,632 | 59 | 86 | 38 | 65 | | | 2,479 | 387 | 74 | 11 | 2,854 | 607 | 69 | 13 | |
| Williamsport city | 4,072 | 4,537 | 59 | 91 | 135 | 222 | | | 5,007 | 411 | 132 | 2 | 6,434 | 1,043 | 298 | 2 | |
| Williamstown borough | 540 | 604 | 16 | 24 | | | | | 500 | 116 | | | 523 | 200 | | | |
| Wilmerding borough | 557 | 562 | 80 | 52 | 4 | | | | 751 | 636 | 13 | 3 | 733 | 692 | 11 | 3 | |
| Winton borough | 482 | 493 | 159 | 91 | 1 | 2 | | | 276 | 615 | 3 | | 254 | 713 | 4 | | |
| York city | 5,030 | 5,265 | 58 | 60 | 90 | 136 | | | 6,359 | 243 | 181 | 2 | 8,598 | 659 | 233 | 2 | |
| Rhode Island: | | | | | | | | | | | | | | | | | |
| Bristol town | 730 | 741 | 149 | 200 | 12 | 13 | | | 911 | 450 | 20 | 5 | 1,397 | 759 | 29 | 6 | |
| Burrillville town | 790 | 841 | 155 | 135 | | | | | 834 | 546 | 2 | 3 | 1,029 | 309 | 3 | 3 | |
| Central Falls city | 1,931 | 2,013 | 1,014 | 1,043 | 6 | 12 | 4 | | 1,532 | 2,564 | 12 | 9 | 1,583 | 3,257 | 15 | 6 | |
| Coventry town | 579 | 652 | 131 | 132 | | | | | 637 | 390 | 4 | | 1,075 | 491 | 7 | | |
| Cranston town | 1,628 | 1,373 | 258 | 245 | 53 | 13 | | | 2,071 | 1,043 | 66 | 5 | 2,374 | 1,540 | 88 | 5 | |
| Cumberland town | 1,103 | 1,031 | 278 | 237 | | | | | 989 | 906 | | 6 | 1,141 | 1,356 | | 6 | |
| East Greenwich town | 341 | 317 | 24 | 33 | 29 | 22 | | | 413 | 142 | 28 | 2 | 611 | 229 | 36 | 2 | |
| East Providence town | 1,627 | 1,791 | 93 | 106 | 51 | 75 | 1 | | 1,896 | 595 | 74 | 7 | 2,606 | 390 | 95 | 7 | |
| Hopkinton town | 316 | 340 | 20 | 16 | 5 | 5 | | | 417 | 57 | 4 | | 718 | 94 | 10 | | |
| Johnston town | 490 | 470 | 207 | 198 | 3 | 2 | | | 427 | 513 | 9 | | 595 | 676 | 9 | | |
| Lincoln town | 1,043 | 1,004 | 464 | 523 | | 6 | | | 725 | 1,204 | 2 | 3 | 771 | 1,533 | 5 | 3 | |
| Newport city | 2,738 | 2,546 | 248 | 261 | 138 | 216 | 1 | | 2,929 | 1,646 | 339 | 23 | 3,694 | 2,391 | 447 | 27 | |
| North Kingstown town | 517 | 536 | 30 | 43 | 16 | 13 | | | 645 | 98 | 16 | 1 | 1,117 | 164 | 20 | 2 | |
| North Providence town | 364 | 401 | 125 | 116 | 1 | | | | 336 | 297 | 1 | | 432 | 405 | 3 | | |
| Pawtucket city | 4,303 | 4,331 | 896 | 971 | 18 | 23 | | | 4,955 | 3,645 | 42 | 27 | 5,736 | 5,258 | 52 | 29 | |
| Providence city | 19,145 | 19,767 | 3,714 | 4,073 | 562 | 658 | 9 | 2 | 23,079 | 16,473 | 1,170 | 197 | 23,514 | 22,868 | 1,500 | 249 | |
| Ward 1 | 1,530 | 1,651 | 157 | 263 | 108 | 118 | 1 | | 1,832 | 1,279 | 309 | 16 | 2,379 | 1,873 | 366 | 17 | |
| Ward 2 | 1,599 | 1,723 | 176 | 236 | 116 | 147 | | | 2,254 | 945 | 192 | 9 | 2,954 | 1,466 | 261 | 12 | |
| Ward 3 | 2,524 | 2,542 | 672 | 696 | 5 | 3 | | | 2,134 | 2,558 | 7 | 9 | 2,288 | 3,543 | 10 | 11 | |
| Ward 4 | 593 | 587 | 155 | 153 | 17 | 17 | 3 | | 1,743 | 370 | 73 | 37 | 2,262 | 1,057 | 95 | 101 | |
| Ward 5 | 1,563 | 1,546 | 179 | 169 | 44 | 37 | 3 | | 2,253 | 1,265 | 82 | 16 | 2,930 | 1,734 | 98 | 20 | |
| Ward 6 | 2,199 | 2,203 | 272 | 333 | 43 | 41 | | | 2,420 | 1,399 | 71 | 9 | 3,052 | 1,931 | 81 | 12 | |
| Ward 7 | 1,734 | 1,730 | 134 | 254 | 122 | 145 | | | 2,464 | 908 | 196 | 7 | 3,370 | 1,359 | 284 | 9 | |
| Ward 8 | 2,572 | 2,750 | 390 | 449 | 81 | 124 | 2 | 2 | 3,337 | 1,681 | 138 | 25 | 4,260 | 2,524 | 247 | 38 | |
| Ward 9 | 1,697 | 1,713 | 751 | 608 | 22 | 23 | | | 1,815 | 2,493 | 52 | 1 | 2,205 | 3,039 | 62 | 6 | |
| Ward 10 | 3,134 | 3,322 | 777 | 855 | 4 | 3 | | | 2,772 | 3,057 | | 18 | 2,814 | 4,132 | 1 | 23 | |
| Scituate town | 418 | 441 | 43 | 47 | | 2 | | | 543 | 104 | 2 | 1 | 900 | 147 | 3 | 1 | |
| South Kingstown town | 629 | 619 | 17 | 23 | 35 | 39 | 2 | | 832 | 113 | 53 | 3 | 1,233 | 191 | 85 | 2 | |
| Tiverton town | 407 | 362 | 47 | 40 | 7 | 1 | | | 405 | 204 | 5 | | 617 | 232 | 6 | | |
| Warren town | 583 | 574 | 203 | 219 | 1 | 1 | | | 520 | 570 | 2 | 2 | 717 | 724 | 7 | | |
| Warwick town | 2,509 | 2,501 | 965 | 972 | 19 | 25 | | | 2,229 | 2,090 | 44 | 4 | 3,016 | 2,316 | 64 | 5 | |
| Westerly town | 904 | 936 | 151 | 171 | 21 | 23 | | | 1,007 | 435 | 49 | 2 | 1,474 | 737 | 57 | 2 | |
| Woonsocket city | 3,139 | 3,253 | 1,476 | 1,582 | | 1 | | | 2,633 | 3,342 | 3 | 14 | 2,880 | 4,463 | 3 | 17 | |
| South Carolina: | | | | | | | | | | | | | | | | | |
| Abbeville town | 324 | 367 | | | 345 | 369 | | | 440 | 11 | 303 | | 505 | 20 | 376 | | |
| Aiken town | 190 | 190 | 1 | 6 | 372 | 390 | | | 239 | 16 | 399 | | 315 | 35 | 433 | | |
| Anderson city | 805 | 691 | 1 | 3 | 283 | 415 | | | 760 | 11 | 318 | | 345 | 22 | 360 | | |
| Beaufort town | 117 | 138 | 4 | 9 | 516 | 656 | | | 174 | 24 | 657 | 2 | 212 | 46 | 755 | 3 | |
| Charleston city | 3,364 | 3,838 | 84 | 76 | 4,332 | 5,950 | 1 | 3 | 4,565 | 576 | 6,332 | 33 | 5,267 | 1,229 | 7,632 | 39 | |
| Ward 1 | 240 | 216 | 7 | 6 | 265 | 322 | | | 273 | 29 | 357 | | 344 | 74 | 420 | | |
| Ward 2 | 230 | 234 | 5 | 4 | 106 | 163 | | | 231 | 19 | 170 | | 361 | 36 | 216 | | |
| Ward 3 | 255 | 325 | 17 | 11 | 198 | 272 | | | 322 | 93 | 257 | 6 | 363 | 192 | 296 | 7 | |
| Ward 4 | 279 | 356 | 5 | 4 | 444 | 555 | | | 353 | 43 | 533 | 2 | 415 | 97 | 680 | 3 | |
| Ward 5 | 363 | 331 | 4 | 4 | 319 | 446 | 1 | 3 | 539 | 81 | 503 | 11 | 557 | 190 | 601 | 13 | |
| Ward 6 | 372 | 356 | 4 | 11 | 271 | 324 | | | 442 | 38 | 366 | 1 | 536 | 96 | 453 | 1 | |
| Ward 7 | 303 | 265 | 13 | 13 | 334 | 413 | | | 413 | 66 | 451 | | 417 | 103 | 570 | | |
| Ward 8 | 462 | 357 | 8 | 5 | 547 | 592 | | | 337 | 33 | 605 | 2 | 393 | 71 | 761 | 2 | |
| Ward 9 | 378 | 353 | | | 239 | 350 | | | 457 | 33 | 394 | | 520 | 69 | 459 | | |
| Ward 10 | 376 | 332 | 5 | 3 | 533 | 632 | | | 437 | 50 | 796 | 1 | 521 | 111 | 947 | 1 | |
| Ward 11 | 391 | 431 | 15 | 14 | 933 | 1,143 | | | 505 | 63 | 1,196 | 10 | 553 | 151 | 1,423 | 12 | |
| Ward 12 | 210 | 232 | 1 | 1 | 593 | 723 | | | 221 | 23 | 614 | | 267 | 39 | 316 | | |

¹ Includes all persons of negro descent.

² Chinese, Japanese, and Indians.

SCHOOL, MILITIA, AND VOTING AGES.

TABLE 27.—PERSONS OF SCHOOL, MILITIA, AND VOTING AGES, BY SEX, GENERAL NATIVITY, AND COLOR, FOR PLACES HAVING 2,500 INHABITANTS OR MORE: 1900—Continued.

| CITIES, TOWNS, VILLAGES, AND BOROUGHS. | 5 TO 20 YEARS, INCLUSIVE. | | | | | | | | MALES 18 TO 44 YEARS, INCLUSIVE. | | | | MALES 21 YEARS AND OVER. | | | |
|--|---------------------------|---------------|----------------|---------------|---------------------|---------------|-----------------------------|---------------|----------------------------------|----------------|---------------------|-----------------------------|--------------------------|----------------|---------------------|-----------------------------|
| | Native white. | | Foreign white. | | Negro. ¹ | | Other colored. ² | | Native white. | Foreign white. | Negro. ¹ | Other colored. ² | Native white. | Foreign white. | Negro. ¹ | Other colored. ² |
| | Males. | Fe- males. | Males. | Fe- males. | Males. | Fe- males. | Males. | Fe- males. | | | | | | | | |
| South Carolina—Con. | | | | | | | | | | | | | | | | |
| Chester town | 364 | 377 | | | 859 | 405 | 1 | | 481 | 9 | 341 | | 547 | 24 | 391 | |
| Columbia city | 1,700 | 1,828 | 17 | 10 | 1,618 | 1,888 | | | 2,766 | 90 | 2,327 | 6 | 3,241 | 177 | 2,525 | 6 |
| Darlington town | 305 | 382 | | | 246 | 256 | | | 334 | 7 | 217 | 1 | 407 | 15 | 235 | |
| Florence city | 336 | 339 | | | 469 | 529 | | | 472 | 7 | 488 | 1 | 547 | 18 | 532 | 1 |
| Gaffney city | 567 | 682 | | | 179 | 185 | | | 612 | 4 | 191 | | 679 | 7 | 225 | |
| Georgetown city | 288 | 217 | 3 | 1 | 507 | 576 | | | 337 | 30 | 602 | 3 | 418 | 48 | 633 | 3 |
| Greenville city | 1,045 | 1,081 | 3 | 8 | 980 | 1,136 | | | 1,453 | 45 | 1,097 | 3 | 1,720 | 68 | 1,246 | 3 |
| Greenwood town | 482 | 549 | 1 | 1 | 445 | 488 | | | 432 | 10 | 464 | | 571 | 15 | 509 | |
| Laurens town | 474 | 499 | 1 | 1 | 311 | 373 | | | 465 | 5 | 274 | | 566 | 9 | 326 | |
| Newberry town | 508 | 516 | 1 | | 306 | 414 | | | 578 | 9 | 281 | | 668 | 12 | 394 | |
| Orangeburg city | 364 | 362 | 1 | | 472 | 540 | | | 384 | 16 | 494 | 1 | 450 | 32 | 555 | 1 |
| Rock Hill city | 671 | 1,000 | 4 | 3 | 319 | 342 | | | 706 | 9 | 308 | | 762 | 17 | 364 | |
| Spartanburg city | 1,380 | 1,463 | 2 | 3 | 816 | 881 | | | 1,498 | 22 | 882 | 2 | 1,668 | 50 | 908 | 2 |
| Sumter city | 409 | 446 | | | 547 | 649 | | | 502 | 13 | 629 | 3 | 604 | 32 | 711 | 3 |
| Union town | 775 | 804 | | | 329 | 342 | | | 809 | 4 | 356 | | 866 | 9 | 390 | |
| South Dakota: | | | | | | | | | | | | | | | | |
| Aberdeen city | 545 | 603 | 76 | 103 | 1 | 3 | | | 753 | 265 | 5 | | 892 | 367 | 6 | |
| Deadwood city | 412 | 429 | 17 | 31 | 3 | 7 | 2 | 4 | 708 | 228 | 20 | 33 | 887 | 375 | 21 | 59 |
| Huron city | 407 | 430 | 19 | 18 | 1 | 2 | | | 537 | 125 | | | 684 | 204 | 1 | |
| Lead city | 835 | 730 | 94 | 103 | 3 | | | | 892 | | 9 | 19 | 970 | 1,281 | 13 | 24 |
| Madison city | 367 | 507 | 13 | 17 | | | | | 395 | 106 | 2 | | 491 | 194 | 2 | |
| Mitchell city | 724 | 842 | 16 | 33 | 1 | | | | 712 | 141 | 3 | | 810 | 248 | 3 | |
| Sioux Falls city | 1,497 | 1,653 | 89 | 35 | 6 | 2 | 4 | | 1,803 | 633 | 16 | 7 | 2,243 | 926 | 15 | 4 |
| Watertown city | 498 | 541 | 26 | 38 | | | | | 580 | 219 | 2 | | 746 | 307 | 3 | |
| Yankton city | 654 | 716 | 26 | 52 | 12 | 11 | | | 602 | 206 | 13 | | 708 | 404 | 20 | |
| Tennessee: | | | | | | | | | | | | | | | | |
| Bristol town | 702 | 731 | 9 | 5 | 153 | 201 | | | 1,049 | 36 | 212 | | 1,192 | 48 | 235 | |
| Brownsville city | 215 | 231 | 1 | 3 | 222 | 267 | | | 237 | 8 | 209 | | 319 | 27 | 301 | |
| Chattanooga city | 2,509 | 2,536 | 55 | 41 | 2,076 | 2,226 | | | 4,141 | 258 | 3,323 | | 4,805 | 524 | 3,804 | |
| Clarksville city | 658 | 706 | 10 | 14 | 849 | 953 | 1 | | 953 | 60 | 953 | 6 | 1,155 | 113 | 1,226 | 6 |
| Cleveland town | 558 | 601 | | | 147 | 184 | | | 638 | 4 | 145 | 2 | 763 | 11 | 176 | 2 |
| Columbia town | 507 | 541 | 1 | 1 | 498 | 579 | | | 717 | 17 | 432 | | 915 | 38 | 578 | |
| Covington town | 276 | 254 | | | 208 | 219 | | | 374 | 7 | 248 | 1 | 463 | 20 | 283 | 1 |
| Dyersburg city | 303 | 335 | | 2 | 291 | 345 | | | 421 | 3 | 317 | | 521 | 10 | 466 | |
| Fayetteville town | 238 | 266 | 1 | 1 | 218 | 236 | | | 341 | 8 | 196 | | 427 | 13 | 255 | |
| Harriman town | 500 | 528 | | 6 | 71 | 109 | | | 555 | 7 | 118 | | 725 | 35 | 142 | |
| Humboldt town | 240 | 229 | 1 | | 266 | 313 | | | 332 | 9 | 261 | | 405 | 16 | 327 | |
| Jackson city | 1,326 | 1,531 | 4 | 3 | 1,079 | 1,224 | | | 2,090 | 58 | 1,314 | 7 | 2,404 | 130 | 1,422 | 7 |
| Johnson City town | 661 | 674 | | | 187 | 173 | | | 740 | 8 | 271 | 1 | 903 | 23 | 290 | 1 |
| Knoxville city | 4,088 | 4,413 | 35 | 48 | 1,104 | 1,362 | | | 5,538 | 201 | 1,628 | | 6,632 | 448 | 1,935 | |
| Memphis city | 7,663 | 7,701 | 228 | 216 | 7,967 | 8,293 | 1 | | 12,645 | 1,442 | 12,788 | 20 | 14,423 | 2,697 | 14,251 | 29 |
| Ward 1 | 301 | 326 | 40 | 42 | 311 | 635 | | | 588 | 165 | 2,266 | 3 | 669 | 268 | 2,049 | 5 |
| Ward 2 | 672 | 617 | 11 | 12 | 292 | 227 | | | 1,181 | 181 | 477 | 6 | 1,289 | 325 | 517 | 6 |
| Ward 3 | 206 | 209 | 3 | 2 | 39 | 51 | | | 953 | 109 | 143 | 3 | 1,198 | 188 | 168 | 4 |
| Ward 4 | 143 | 147 | 11 | 5 | 58 | 37 | 1 | | 719 | 113 | 243 | 3 | 908 | 174 | 323 | 3 |
| Ward 5 | 458 | 491 | 27 | 17 | 808 | 933 | | | 780 | 116 | 1,404 | 3 | 827 | 201 | 1,595 | 6 |
| Ward 6 | 552 | 466 | 30 | 72 | 505 | 408 | | | 1,069 | 211 | 710 | | 1,187 | 334 | 822 | 3 |
| Ward 7 | 409 | 524 | 2 | 4 | 347 | 415 | | | 638 | 39 | 595 | 1 | 843 | 96 | 707 | 1 |
| Ward 8 | 818 | 935 | 16 | 14 | 738 | 763 | | | 1,153 | 132 | 1,184 | | 1,236 | 341 | 1,240 | |
| Ward 9 | 547 | 592 | 6 | 6 | 463 | 498 | | | 780 | 51 | 775 | | 877 | 120 | 887 | |
| Ward 10 | 290 | 305 | 8 | 2 | 284 | 323 | | | 514 | 57 | 560 | 1 | 568 | 119 | 664 | 1 |
| Ward 11 | 289 | 339 | 1 | 2 | 454 | 592 | | | 445 | 24 | 718 | | 501 | 60 | 856 | |
| Ward 12 | 500 | 474 | 7 | 9 | 449 | 494 | | | 825 | 44 | 503 | | 931 | 89 | 650 | |
| Ward 13 | 463 | 439 | 2 | 4 | 412 | 484 | | | 638 | 34 | 587 | | 754 | 72 | 758 | |
| Ward 14 | 500 | 447 | 4 | 2 | 470 | 490 | | | 556 | 15 | 454 | | 623 | 32 | 531 | |
| Ward 15 | 57 | 53 | | | 96 | 112 | | | 36 | 1 | 123 | | 102 | 4 | 145 | |
| Ward 16 | 85 | 79 | 2 | | 17 | 27 | | | 37 | 5 | 32 | | 102 | 9 | 29 | |
| Ward 17 | 228 | 205 | | 2 | 30 | 52 | | | 251 | 18 | 64 | | 235 | 34 | 67 | |
| Ward 18 | 229 | 201 | 2 | 2 | 394 | 373 | | | 332 | 12 | 415 | | 369 | 29 | 519 | |
| Ward 19 | 487 | 338 | 2 | 10 | 571 | 594 | | | 513 | 50 | 650 | | 574 | 101 | 776 | |
| Ward 20 | 41 | 32 | 2 | 3 | 32 | 41 | | | 42 | 11 | 43 | | 44 | 16 | 44 | |
| Ward 21 | 66 | 75 | | 2 | 182 | 186 | | | 33 | 9 | 191 | | 101 | 13 | 253 | |
| Ward 22 | 327 | 337 | 2 | 4 | 520 | 513 | | | 337 | 25 | 651 | | 332 | 67 | 631 | |
| Morristown town | 367 | 427 | | | 134 | 146 | | | 438 | 2 | 105 | | 566 | 3 | 152 | |
| Murfreesboro city | 246 | 275 | 1 | | 413 | 456 | | | 333 | 13 | 335 | | 474 | 21 | 468 | |
| Nashville city | 7,788 | 8,070 | 115 | 118 | 4,595 | 5,354 | 5 | | 11,293 | 649 | 6,124 | 20 | 13,239 | 1,457 | 7,476 | 19 |
| Ward 1 | 630 | 642 | 13 | 9 | 99 | 118 | | | 738 | 53 | 109 | | 824 | 154 | 127 | |
| Ward 2 | 881 | 910 | 9 | 12 | 106 | 125 | | | 901 | 50 | 119 | | 1,042 | 113 | 156 | |
| Ward 3 | 256 | 266 | 4 | 4 | 426 | 506 | | | 294 | 11 | 534 | | 326 | 24 | 642 | |
| Ward 4 | 167 | 201 | 6 | 8 | 382 | 506 | | | 238 | 41 | 578 | 3 | 272 | 82 | 718 | 3 |
| Ward 5 | 123 | 88 | 11 | 13 | 63 | 74 | 1 | | 362 | 70 | 155 | 3 | 428 | 108 | 168 | 2 |
| Ward 6 | 326 | 314 | 16 | 10 | 77 | 89 | 4 | | 391 | 92 | 200 | 5 | 972 | 160 | 233 | 5 |
| Ward 7 | 339 | 364 | 7 | 3 | 119 | 124 | | | 336 | 46 | 207 | 5 | 990 | 111 | 247 | 5 |
| Ward 8 | 335 | 357 | 1 | 4 | 296 | 364 | | | 422 | 13 | 409 | | 483 | 53 | 523 | |
| Ward 9 | 438 | 517 | 6 | 10 | 297 | 337 | | | 703 | 43 | 410 | | 785 | 122 | 516 | |
| Ward 10 | 257 | 264 | 1 | 1 | 151 | 167 | | | 353 | 10 | 170 | | 437 | 23 | 216 | |
| Ward 11 | 273 | 272 | | 4 | 142 | 160 | | | 486 | 12 | 195 | 1 | 564 | 53 | 241 | 1 |
| Ward 12 | 125 | 113 | 12 | 6 | 215 | 270 | | | 227 | 37 | 416 | 1 | 275 | 49 | 506 | 1 |
| Ward 13 | 542 | 594 | 9 | 17 | 325 | 439 | | | 841 | 53 | 485 | | 972 | 103 | 589 | |
| Ward 14 | 397 | 426 | 3 | 5 | 492 | 601 | | | 465 | 10 | 667 | | 553 | 28 | 329 | |

¹ Includes all persons of negro descent.

² Chinese, Japanese, and Indians.

STATISTICS OF POPULATION.

TABLE 27.—PERSONS OF SCHOOL, MILITIA, AND VOTING AGES, BY SEX, GENERAL NATIVITY, AND COLOR, FOR PLACES HAVING 2,500 INHABITANTS OR MORE: 1900—Continued.

| CITIES, TOWNS, VILLAGES, AND BOROUGHES. | 5 TO 20 YEARS, INCLUSIVE. | | | | | | | | MALES 18 TO 44 YEARS, INCLUSIVE. | | | | MALES 21 YEARS AND OVER. | | | |
|---|---------------------------|-----------|----------------|-----------|---------------------|-----------|-----------------------------|-----------|----------------------------------|----------------|---------------------|-----------------------------|--------------------------|----------------|---------------------|-----------------------------|
| | Native white. | | Foreign white. | | Negro. ¹ | | Other colored. ² | | Native white. | Foreign white. | Negro. ¹ | Other colored. ² | Native white. | Foreign white. | Negro. ¹ | Other colored. ² |
| | Males. | Fe-males. | Males. | Fe-males. | Males. | Fe-males. | Males. | Fe-males. | | | | | | | | |
| Tennessee—Cont'd. | | | | | | | | | | | | | | | | |
| Nashville city—Continued. | | | | | | | | | | | | | | | | |
| Ward 15 | 596 | 622 | 1 | 1 | 158 | 189 | | | 822 | 26 | 179 | | 1,017 | 62 | 208 | |
| Ward 16 | 308 | 294 | 8 | 4 | 482 | 465 | | | 428 | 28 | 468 | 1 | 473 | 44 | 560 | 1 |
| Ward 17 | 418 | 424 | 4 | 8 | 129 | 150 | | | 659 | 21 | 178 | 1 | 836 | 51 | 196 | 1 |
| Ward 18 | 420 | 413 | 1 | 1 | 145 | 150 | | | 520 | 5 | 117 | | 658 | 22 | 180 | |
| Ward 19 | 394 | 421 | | 2 | 309 | 393 | | | 471 | 17 | 373 | | 549 | 52 | 486 | |
| Ward 20 | 558 | 568 | 3 | 1 | 127 | 157 | | | 686 | 16 | 160 | | 738 | 38 | 176 | |
| Pulaski town | 205 | 239 | 1 | | 230 | 281 | | | 306 | 8 | 223 | | 407 | 18 | 302 | |
| Rockwood town | 377 | 408 | 3 | | 183 | 122 | | | 517 | 17 | 182 | | 566 | 27 | 158 | |
| Tullahoma town | 314 | 369 | 1 | | 122 | 134 | | | 400 | 10 | 135 | | 508 | 22 | 154 | |
| Union City town | 380 | 430 | | | 142 | 215 | | | 464 | 6 | 194 | 2 | 620 | 25 | 247 | 2 |
| Texas: | | | | | | | | | | | | | | | | |
| Abilene city | 601 | 637 | 2 | 1 | 27 | 26 | | | 596 | 26 | 32 | 3 | 762 | 58 | 44 | 3 |
| Austin city | 2,527 | 2,708 | 84 | 96 | 957 | 1,097 | | | 2,946 | 554 | 1,148 | 14 | 3,749 | 1,034 | 1,424 | 20 |
| Beaumont city | 1,059 | 1,013 | 27 | 29 | 496 | 584 | | | 1,568 | 173 | 723 | 1 | 1,735 | 260 | 783 | 2 |
| Belton city | 514 | 621 | 3 | 7 | 102 | 179 | | | 541 | 21 | 139 | 1 | 701 | 48 | 155 | 2 |
| Bonham town | 625 | 695 | 3 | 2 | 187 | 264 | | | 791 | 26 | 244 | 1 | 1,018 | 40 | 293 | 1 |
| Bowie town | 478 | 491 | 1 | | | | | | 463 | 11 | 1 | | 627 | 23 | 1 | |
| Brenham city | 559 | 566 | 22 | 21 | 416 | 489 | | | 545 | 156 | 413 | 2 | 604 | 279 | 676 | 3 |
| Brownsville city | 898 | 1,016 | 238 | 287 | 2 | 2 | | | 540 | 493 | | | 500 | 819 | 5 | |
| Brownwood city | 652 | 689 | 3 | 1 | 3 | 2 | | | 711 | 35 | 42 | | 923 | 61 | 46 | |
| Bryan city | 354 | 366 | 7 | 10 | 284 | 296 | | | 364 | 52 | 243 | | 467 | 87 | 343 | |
| Calvert town | 276 | 269 | 4 | 5 | 314 | 358 | | | 274 | 36 | 285 | 1 | 343 | 86 | 395 | 1 |
| Cameron city | 406 | 419 | 3 | 3 | 163 | 216 | | | 435 | 37 | 215 | | 556 | 63 | 257 | |
| Cleburne town | 1,071 | 1,203 | 18 | 10 | 102 | 125 | | | 1,531 | 99 | 126 | 1 | 1,847 | 171 | 152 | 1 |
| Corpus Christi city | 710 | 746 | 55 | 69 | 89 | 92 | 3 | 1 | 593 | 215 | 81 | 1 | 641 | 413 | 105 | 1 |
| Corsicana city | 1,084 | 1,066 | 25 | 16 | 419 | 422 | | | 1,589 | 117 | 582 | 4 | 1,927 | 208 | 623 | 6 |
| Crockett town | 238 | 269 | | | 217 | 261 | | | 291 | 7 | 186 | 1 | 362 | 14 | 247 | 2 |
| Cuero town | 425 | 469 | 12 | 15 | 166 | 199 | | | 403 | 81 | 170 | 3 | 440 | 177 | 197 | 3 |
| Dallas city | 4,879 | 5,375 | 134 | 149 | 1,329 | 1,603 | 1 | | 7,052 | 1,056 | 2,234 | 18 | 8,524 | 1,812 | 2,486 | 21 |
| Denison city | 1,404 | 1,568 | 13 | 21 | 387 | 416 | | | 2,165 | 163 | 455 | 2 | 2,550 | 326 | 585 | 3 |
| Denton city | 617 | 689 | 12 | 16 | 97 | 122 | | | 700 | 39 | 104 | | 908 | 65 | 119 | |
| El Paso city | 1,533 | 1,534 | 791 | 978 | 53 | 67 | 12 | | 2,127 | 1,599 | 123 | 187 | 2,519 | 2,060 | 169 | 284 |
| Ennis city | 644 | 695 | 5 | 3 | 197 | 213 | | | 749 | 57 | 204 | | 951 | 86 | 261 | |
| Fort Worth city | 3,219 | 3,454 | 58 | 65 | 638 | 722 | 2 | | 5,073 | 580 | 1,056 | 16 | 6,106 | 1,013 | 1,184 | 20 |
| Gainesville city | 1,088 | 1,211 | 9 | 14 | 180 | 240 | | | 1,230 | 82 | 244 | 6 | 1,603 | 142 | 285 | 10 |
| Galveston city | 4,232 | 4,610 | 243 | 238 | 1,093 | 1,312 | | | 5,071 | 1,855 | 1,315 | 58 | 5,539 | 3,231 | 2,259 | 68 |
| Georgetown town | 403 | 429 | | 11 | 126 | 122 | | | 360 | 29 | 111 | 1 | 465 | 46 | 130 | 2 |
| Gonzales city | 591 | 597 | 19 | 33 | 233 | 306 | 5 | 7 | 530 | 129 | 230 | 8 | 578 | 173 | 240 | 9 |
| Greenville town | 828 | 943 | 7 | 2 | 309 | 349 | 2 | | 1,123 | 88 | 398 | 5 | 1,360 | 65 | 428 | 5 |
| Hillsboro city | 732 | 754 | 1 | 7 | 177 | 233 | | | 923 | 48 | 216 | | 1,109 | 73 | 260 | |
| Houston city | 4,492 | 4,398 | 204 | 175 | 2,104 | 2,668 | 1 | 1 | 6,411 | 1,385 | 3,217 | 29 | 7,462 | 2,403 | 3,907 | 44 |
| Jefferson city | 216 | 233 | 5 | 2 | 267 | 301 | | | 267 | 16 | 232 | 1 | 358 | 46 | 323 | 1 |
| Laredo city | 1,516 | 1,550 | 843 | 1,081 | 11 | 16 | | | 892 | 1,717 | 19 | 3 | 1,005 | 2,356 | 29 | 4 |
| Longview town | 312 | 299 | 1 | 1 | 956 | 402 | | | 377 | 9 | 323 | | 464 | 18 | 348 | |
| McKinney city | 589 | 611 | 4 | 3 | 150 | 156 | | | 740 | 18 | 172 | 1 | 946 | 23 | 241 | 2 |
| Marlin town | 324 | 351 | 4 | 3 | 215 | 215 | | 1 | 343 | 44 | 244 | 1 | 441 | 69 | 298 | 1 |
| Marshall city | 641 | 633 | 5 | 6 | 649 | 793 | 2 | 1 | 827 | 65 | 608 | 3 | 1,031 | 133 | 319 | 4 |
| Navasota town | 238 | 302 | 4 | 4 | 373 | 411 | | | 340 | 39 | 395 | | 439 | 71 | 486 | |
| Oak Cliff town | 565 | 586 | 5 | 5 | 98 | 97 | | | 588 | 27 | 136 | | 738 | 50 | 134 | |
| Orange city | 471 | 520 | 2 | 10 | 154 | 180 | | | 619 | 71 | 265 | | 687 | 120 | 298 | |
| Palestine city | 844 | 946 | 9 | 13 | 481 | 544 | | | 1,066 | 98 | 589 | 1 | 1,308 | 196 | 651 | 1 |
| Paris city | 903 | 1,119 | 2 | 5 | 520 | 611 | 3 | 1 | 1,317 | 70 | 657 | 3 | 1,633 | 115 | 741 | 5 |
| Rockdale city | 265 | 283 | | 3 | 165 | 209 | | | 282 | 18 | 161 | | 371 | 40 | 198 | |
| an Antonio city | 7,098 | 7,633 | 548 | 589 | 1,176 | 1,319 | 1 | | 7,191 | 2,450 | 1,734 | 39 | 8,112 | 4,266 | 2,053 | 59 |
| Ward 1 | 776 | 771 | 57 | 60 | 81 | 46 | | | 842 | 295 | 348 | 3 | 480 | 339 | 89 | |
| Ward 2 | 953 | 1,090 | 174 | 174 | 88 | 97 | | | 691 | 523 | 90 | 5 | 779 | 823 | 118 | 7 |
| Ward 3 | 1,004 | 976 | 83 | 62 | 198 | 213 | | | 835 | 301 | 202 | 3 | 916 | 490 | 267 | 4 |
| Ward 4 | 1,120 | 1,367 | 70 | 90 | 112 | 121 | | | 1,251 | 314 | 189 | 16 | 1,516 | 586 | 223 | 22 |
| Ward 5 | 670 | 786 | 35 | 48 | 126 | 164 | | | 1,049 | 273 | 244 | 3 | 1,196 | 490 | 273 | 3 |
| Ward 6 | 1,023 | 1,032 | 49 | 56 | 282 | 355 | | | 1,032 | 253 | 350 | 6 | 1,151 | 479 | 433 | 8 |
| Ward 7 | 1,064 | 1,145 | 50 | 65 | 265 | 293 | | | 884 | 336 | 260 | | 937 | 601 | 333 | |
| Ward 8 | 483 | 466 | 30 | 34 | 24 | 25 | 1 | | 607 | 145 | 51 | 3 | 681 | 312 | 67 | 3 |
| Sherman city | 1,323 | 1,439 | 17 | 18 | 311 | 444 | 1 | | 1,694 | 78 | 430 | 2 | 2,123 | 162 | 545 | 3 |
| Smithville town | 282 | 314 | 1 | 3 | 108 | 116 | | | 499 | 27 | 126 | | 545 | 46 | 155 | |
| Sulphur Springs town | 406 | 433 | | | 253 | 306 | | | 433 | 3 | 245 | | 633 | 17 | 292 | |
| Taylor town | 493 | 503 | 26 | 23 | 254 | 245 | | | 560 | 125 | 262 | 2 | 638 | 180 | 290 | 2 |
| Temple city | 856 | 997 | 6 | 7 | 236 | 276 | | 1 | 1,179 | 124 | 311 | 8 | 1,336 | 207 | 324 | 3 |
| Terrell city | 606 | 673 | 5 | 2 | 265 | 298 | | | 1,158 | 76 | 318 | 1 | 1,523 | 147 | 388 | 2 |
| Texarkana city | 501 | 552 | 14 | 11 | 324 | 368 | | | 696 | 59 | 495 | | 823 | 98 | 506 | |
| Tyler town | 325 | 391 | 9 | 14 | 459 | 534 | | | 1,173 | 101 | 469 | 8 | 1,398 | 163 | 564 | 9 |
| Victoria city | 484 | 529 | 28 | 47 | 181 | 212 | | | 495 | 107 | 167 | 3 | 560 | 240 | 222 | 3 |
| Waco city | 2,471 | 2,632 | 53 | 66 | 960 | 1,118 | | | 3,006 | 393 | 1,352 | 18 | 3,523 | 619 | 1,478 | 21 |
| Waxahachie town | 473 | 508 | 1 | | 226 | 222 | | | 679 | 23 | 263 | | 823 | 49 | 291 | |
| Weatherford city | 710 | 839 | 6 | 4 | 69 | 106 | | | 733 | 23 | 92 | 2 | 1,012 | 61 | 109 | 2 |
| Yoakum town | 464 | 433 | 4 | 7 | 121 | 147 | | | 570 | 78 | 116 | 1 | 657 | 117 | 129 | 2 |
| Utah: | | | | | | | | | | | | | | | | |
| American Fork city | 514 | 573 | 7 | 14 | | | | | 419 | 47 | | | 437 | 170 | | |
| Brigham city | 522 | 564 | 30 | 35 | | | | | 317 | 116 | | | 284 | 282 | | |
| Eureka city | 385 | 433 | 33 | 31 | | | | | 464 | 391 | 1 | 4 | 519 | 504 | 1 | 10 |
| Lehi City | 545 | 521 | 17 | 22 | | | | | 332 | 93 | | | 351 | 213 | | |
| Logan city | 1,050 | 1,048 | 62 | 92 | 1 | 6 | | | 611 | 260 | | | 521 | 533 | 1 | 2 |

¹ Includes all persons of negro descent.

² Chinese, Japanese, and Indians.

SCHOOL, MILITIA, AND VOTING AGES.

TABLE 27.—PERSONS OF SCHOOL, MILITIA, AND VOTING AGES, BY SEX, GENERAL NATIVITY, AND COLOR, FOR PLACES HAVING 2,500 INHABITANTS OR MORE: 1900—Continued.

| CITIES, TOWNS, VILLAGES, AND BOROUGHES. | 5 TO 20 YEARS, INCLUSIVE. | | | | | | | | MALES 18 TO 44 YEARS, INCLUSIVE. | | | | MALES 21 YEARS AND OVER. | | | |
|--|---------------------------|-----------|----------------|-----------|---------------------|-----------|-----------------------------|-----------|-------------------------------------|----------------|---------------------|-----------------------------|--------------------------|----------------|---------------------|-----------------------------|
| | Native white. | | Foreign white. | | Negro. ¹ | | Other colored. ² | | Native white. | Foreign white. | Negro. ¹ | Other colored. ² | Native white. | Foreign white. | Negro. ¹ | Other colored. ² |
| | Males. | Fe-males. | Males. | Fe-males. | Males. | Fe-males. | Males. | Fe-males. | | | | | | | | |
| Utah—Continued. | | | | | | | | | | | | | | | | |
| Ogden city | 2,890 | 2,918 | 165 | 211 | 2 | 4 | 3 | 1 | 2,381 | 790 | 20 | 56 | 2,585 | 1,388 | 23 | 36 |
| Park City | 601 | 629 | 40 | 28 | | | | | 549 | 255 | 1 | 25 | 554 | 416 | 1 | 46 |
| Payson city | 552 | 524 | 24 | 31 | | | | | 350 | 53 | | | 403 | 124 | | |
| Provo city | 1,103 | 1,194 | 64 | 64 | 1 | | | | 804 | 213 | 1 | 2 | 860 | 482 | 1 | 2 |
| Salt Lake City | | | | | | | | | | | | | | | | |
| Ward 1 | 8,360 | 8,778 | 462 | 733 | 25 | 26 | 7 | 7 | 7,410 | 2,724 | 90 | 99 | 8,200 | 5,117 | 118 | 204 |
| Ward 2 | 2,079 | 2,153 | 93 | 163 | 6 | 6 | | | 1,662 | 590 | 21 | 4 | 1,800 | 1,161 | 30 | 9 |
| Ward 3 | 2,270 | 2,336 | 140 | 182 | 3 | 7 | | | 2,260 | 854 | 20 | 15 | 2,559 | 1,475 | 25 | 26 |
| Ward 4 | 1,785 | 1,830 | 113 | 160 | 5 | 3 | 1 | | 1,264 | 587 | 7 | 9 | 1,250 | 1,084 | 6 | 34 |
| Ward 5 | 1,157 | 1,284 | 50 | 98 | 2 | | | | 989 | 299 | | 8 | 1,048 | 623 | 1 | 8 |
| Ward 6 | 1,119 | 1,170 | 66 | 130 | 9 | 10 | 6 | 7 | 1,235 | 394 | 42 | 63 | 1,543 | 774 | 56 | 127 |
| Spanish Fork city | 518 | 506 | 41 | 39 | | | | | 334 | 103 | | | 320 | 249 | 1 | |
| Springville city | 670 | 684 | 14 | 13 | | | | | 540 | 65 | | | 585 | 164 | | |
| Vermont: | | | | | | | | | | | | | | | | |
| Barre city | 878 | 967 | 230 | 257 | 1 | | | | 1,143 | 1,252 | | 4 | 1,415 | 1,392 | 1 | 5 |
| Barre town | 379 | 377 | 131 | 73 | | | | | 506 | 2 | | | 571 | 2 | | |
| Barton town | 369 | 363 | 33 | 34 | | | | | 441 | 120 | | | 679 | 179 | | |
| Bellows Falls village | 523 | 546 | 49 | 46 | | 2 | 1 | | 818 | 276 | | 2 | 999 | 362 | 1 | 1 |
| Bennington village | 711 | 816 | 62 | 86 | 3 | 10 | | | 900 | 215 | 6 | 4 | 1,130 | 379 | 9 | 4 |
| Brandon town | 374 | 372 | 3 | 2 | 2 | 5 | | | 471 | 22 | 2 | 1 | 733 | 102 | 2 | 1 |
| Brattleboro village | 540 | 605 | 32 | 38 | 2 | 3 | | | 866 | 134 | 2 | | 1,412 | 258 | 5 | 1 |
| Burlington city | 2,545 | 2,693 | 307 | 319 | 23 | 16 | | | 3,053 | 848 | 24 | 4 | 3,591 | 1,459 | 29 | 4 |
| Derby town | 429 | 426 | 72 | 92 | | | | | 395 | 201 | | | 622 | 334 | | |
| Fair Haven town | 392 | 439 | 39 | 38 | | | | | 445 | 105 | | | 604 | 267 | | |
| Hartford town | 511 | 432 | 55 | 43 | | 1 | | | 690 | 161 | 1 | | 945 | 264 | 1 | |
| Lyndon town | 347 | 383 | 36 | 43 | 2 | | | | 490 | 143 | | | 747 | 211 | | 1 |
| Middlebury town | 410 | 430 | 4 | 10 | | 4 | | | 554 | 35 | | 1 | 840 | 119 | | 1 |
| Montpelier city | 706 | 713 | 51 | 64 | 1 | | | | 1,142 | 334 | 1 | | 1,623 | 468 | 4 | 1 |
| Morristown town | 328 | 357 | 4 | 6 | | | | | 471 | 47 | 1 | | 783 | 63 | 1 | 1 |
| Newport town | 395 | 380 | 88 | 71 | | | | | 415 | 204 | 1 | | 650 | 274 | 2 | |
| Northfield town | 379 | 333 | 17 | 11 | 1 | | | | 452 | 91 | | 1 | 758 | 137 | | 1 |
| Poultney town | 479 | 432 | 47 | 31 | | | | | 487 | 173 | 1 | 1 | 630 | 311 | 1 | 1 |
| Randolph town | 400 | 366 | 7 | 6 | | | | | 560 | 24 | 1 | 1 | 968 | 50 | 2 | 1 |
| Rutland city | 1,507 | 1,620 | 43 | 56 | 7 | 4 | | | 2,119 | 233 | 19 | 4 | 2,669 | 704 | 22 | 4 |
| St. Albans city | 763 | 841 | 96 | 100 | 7 | 4 | | | 1,013 | 287 | 15 | | 1,290 | 502 | 25 | |
| St. Johnsbury village | 681 | 736 | 104 | 107 | | | | | 856 | 327 | | 2 | 1,200 | 514 | | 2 |
| Springfield town | 417 | 447 | 13 | 13 | 1 | 1 | | | 692 | 77 | | 2 | 1,015 | 115 | 3 | 2 |
| Swanton town | 611 | 583 | 51 | 46 | | | | | 586 | 150 | 1 | | 790 | 240 | 2 | |
| Waterbury town | 282 | 285 | 9 | 17 | | | | | 528 | 74 | | 1 | 846 | 161 | 3 | 1 |
| West Rutland town | 441 | 422 | 36 | 33 | 3 | 1 | | | 424 | 253 | 5 | 1 | 473 | 436 | 6 | 1 |
| Winooski village | 532 | 531 | 133 | 136 | | | | | 426 | 262 | 2 | | 453 | 444 | 2 | |
| Woodstock town | 273 | 286 | 4 | 6 | 2 | 3 | | | 453 | 34 | 5 | 2 | 770 | 65 | 12 | 2 |
| Virginia: | | | | | | | | | | | | | | | | |
| Alexandria city | 1,433 | 1,640 | 10 | 10 | 702 | 850 | | | 2,080 | 72 | 825 | 8 | 2,592 | 204 | 1,145 | 9 |
| Berkeley town | 491 | 503 | 11 | 10 | 254 | 297 | | | 637 | 55 | 443 | 4 | 843 | 80 | 492 | 4 |
| Bristol city | 563 | 652 | 2 | 1 | 163 | 189 | | | 881 | 17 | 254 | 1 | 984 | 22 | 272 | 1 |
| Charlottesville city | 592 | 680 | 3 | 3 | 433 | 596 | | | 778 | 25 | 365 | 2 | 993 | 47 | 472 | 2 |
| Clifton Forge town | 379 | 414 | 1 | 2 | 119 | 154 | | | 612 | 14 | 165 | 2 | 707 | 19 | 173 | 2 |
| Covington town | 344 | 290 | | 1 | 150 | 115 | | | 717 | 21 | 293 | | 759 | 25 | 298 | |
| Danville city | 1,765 | 1,878 | 6 | 8 | 1,043 | 1,813 | | | 2,172 | 59 | 1,141 | 3 | 4,399 | 93 | 1,319 | 3 |
| Fredericksburg city | 495 | 577 | 2 | 2 | 317 | 341 | | | 644 | 7 | 251 | 1 | 866 | 35 | 322 | 1 |
| Hampton town | 186 | 233 | 6 | 8 | 176 | 232 | 1 | | 357 | 30 | 260 | 8 | 471 | 40 | 332 | 7 |
| Harrisonburg town | 373 | 423 | | | 159 | 182 | | | 485 | 7 | 135 | 2 | 668 | 28 | 205 | 2 |
| Lexington town | 522 | 245 | | | 227 | 268 | | | 556 | 4 | 204 | | 482 | 14 | 273 | |
| Lynchburg city | 1,681 | 1,792 | 13 | 8 | 1,153 | 1,769 | | | 2,236 | 66 | 1,286 | | 2,771 | 123 | 1,700 | |
| Manchester city | 1,024 | 1,142 | 9 | 5 | 593 | 708 | | | 1,303 | 23 | 709 | | 1,570 | 60 | 769 | 1 |
| Newport News city | 1,649 | 1,516 | 120 | 110 | 922 | 978 | 1 | | 3,747 | 643 | 2,319 | 33 | 4,132 | 850 | 2,742 | 44 |
| Norfolk city | 3,667 | 4,020 | 85 | 72 | 2,657 | 3,254 | 3 | | 5,847 | 543 | 5,221 | 67 | 7,164 | 858 | 5,372 | 74 |
| Petersburg city | 1,671 | 1,872 | 6 | 14 | 1,720 | 2,042 | | | 2,220 | 65 | 1,833 | 1 | 2,847 | 150 | 2,426 | 2 |
| Pocahontas town | 214 | 195 | 39 | 21 | 215 | 199 | | | 266 | 215 | 461 | | 275 | 235 | 477 | |
| Portsmouth city | 1,720 | 1,633 | 40 | 42 | 846 | 960 | | | 2,778 | 239 | 1,300 | 18 | 3,337 | 383 | 1,571 | 20 |
| Pulaski town | 313 | 334 | 2 | 7 | 163 | 136 | | | 374 | 17 | 203 | | 447 | 30 | 222 | |
| Radford city | 500 | 551 | 3 | 3 | 71 | 91 | | | 613 | 14 | 100 | 1 | 714 | 17 | 110 | 1 |
| Richmond city | 7,966 | 8,377 | 118 | 124 | 4,560 | 5,719 | 1 | | 11,132 | 709 | 7,191 | 16 | 13,544 | 1,401 | 8,472 | 19 |
| Clay ward | 2,637 | 2,695 | 15 | 13 | 625 | 997 | | | 3,455 | 133 | 895 | 5 | 4,255 | 341 | 1,119 | 6 |
| Jackson ward | 539 | 616 | 15 | 8 | 2,420 | 2,808 | | | 571 | 66 | 3,278 | | 676 | 154 | 3,993 | |
| Jefferson ward | 1,083 | 1,122 | 47 | 49 | 225 | 319 | 1 | | 1,323 | 180 | 422 | 5 | 1,613 | 273 | 613 | 4 |
| Madison ward | 754 | 882 | 15 | 17 | 198 | 305 | | | 1,504 | 113 | 366 | 2 | 1,906 | 212 | 472 | 4 |
| Marshall ward | 1,795 | 1,833 | 11 | 7 | 479 | 636 | | | 2,169 | 81 | 654 | 3 | 2,496 | 154 | 739 | 3 |
| Monroe ward | 1,153 | 1,329 | 15 | 30 | 613 | 654 | | | 2,110 | 131 | 1,576 | 1 | 2,593 | 267 | 1,636 | 2 |
| Roanoke city | 2,442 | 2,547 | 40 | 29 | 870 | 1,132 | | | 3,639 | 163 | 1,247 | 4 | 4,141 | 267 | 1,376 | 7 |
| Salem town | 497 | 500 | 1 | 1 | 126 | 163 | | | 515 | 7 | 139 | | 623 | 10 | 193 | |
| Staunton city | 672 | 742 | 2 | 1 | 272 | 337 | | | 1,156 | 35 | 239 | 5 | 1,649 | 85 | 392 | 5 |
| Suffolk town | 375 | 485 | | | 216 | 237 | | | 467 | 13 | 250 | 1 | 635 | 19 | 304 | 1 |
| Winchester city | 574 | 697 | 3 | | 173 | 213 | | | 722 | 10 | 173 | | 1,049 | 29 | 245 | |
| Wytheville town | 336 | 374 | | | 147 | 167 | | | 343 | 7 | 116 | | 495 | 22 | 171 | 1 |
| Washington: | | | | | | | | | | | | | | | | |
| Aberdeen town | 457 | 466 | 44 | 52 | | | 1 | | 741 | 582 | 9 | 11 | 822 | 735 | 9 | 11 |
| Ballard city | 697 | 662 | 79 | 64 | | | 5 | 3 | 601 | 521 | | 11 | 721 | 531 | | 8 |
| Everett city | 1,033 | 1,012 | 92 | 81 | 2 | 4 | 5 | 2 | 1,733 | 737 | 21 | 14 | 1,933 | 990 | 31 | 19 |
| Fairhaven city | 507 | 610 | 51 | 53 | | | 32 | 2 | 593 | 237 | 2 | 341 | 723 | 426 | 3 | 542 |
| Hoquiam city | 376 | 314 | 32 | 16 | 2 | 2 | | | 535 | 245 | 6 | 11 | 653 | 337 | 8 | 15 |

¹ Includes all persons of negro descent.

² Chinese, Japanese, and Indians.

TABLE 27.—PERSONS OF SCHOOL, MILITIA, AND VOTING AGES, BY SEX, GENERAL NATIVITY, AND COLOR, FOR PLACES HAVING 2,500 INHABITANTS OR MORE: 1900—Continued.

| CITIES, TOWNS, VILLAGES, AND BOROUGHS. | 5 TO 20 YEARS, INCLUSIVE. | | | | | | | | MALES 18 TO 44 YEARS, INCLUSIVE. | | | | MALES 21 YEARS AND OVER. | | | |
|---|---------------------------|---------------|----------------|---------------|---------------------|---------------|-----------------------------|---------------|-------------------------------------|----------------|---------------------|-----------------------------|--------------------------|----------------|---------------------|-----------------------------|
| | Native white. | | Foreign white. | | Negro. ¹ | | Other colored. ² | | Native white. | Foreign white. | Negro. ¹ | Other colored. ² | Native white. | Foreign white. | Negro. ¹ | Other colored. ² |
| | Males. | Fe- males. | Males. | Fe- males. | Males. | Fe- males. | Males. | Fe- males. | | | | | | | | |
| Washington—Cont'd. | | | | | | | | | | | | | | | | |
| New Whatcom city | 1,088 | 1,065 | 66 | 90 | 1 | 2 | 5 | 3 | 1,046 | 458 | 8 | 9 | 1,408 | 785 | 11 | 8 |
| North Yakima city | 488 | 522 | 8 | 24 | 5 | 7 | 3 | 3 | 632 | 117 | 10 | 39 | 765 | 192 | 14 | 55 |
| Olympia city | 580 | 650 | 16 | 32 | 1 | 1 | 8 | 2 | 658 | 154 | 1 | 37 | 831 | 272 | 2 | 50 |
| Port Townsend city | 424 | 421 | 41 | 24 | | | 16 | 9 | 611 | 320 | | 101 | 747 | 529 | 4 | 157 |
| Roslyn town | 351 | 346 | 65 | 72 | 32 | 23 | | | 201 | 545 | 156 | | 182 | 668 | 175 | |
| Seattle city | 8,055 | 7,923 | 741 | 783 | 38 | 46 | 608 | 23 | 18,983 | 8,572 | 109 | 2,849 | 25,076 | 11,521 | 169 | 2,737 |
| Ward 1 | 903 | 743 | 116 | 91 | 2 | 4 | 456 | 16 | 5,284 | 3,012 | 26 | 2,452 | 7,201 | 3,895 | 39 | 2,388 |
| Ward 2 | 893 | 850 | 80 | 87 | 3 | 3 | 9 | 3 | 836 | 487 | 5 | 5 | 1,100 | 661 | 6 | 28 |
| Ward 3 | 862 | 966 | 35 | 69 | 8 | 9 | 20 | 8 | 962 | 418 | 11 | 9 | 1,208 | 622 | 16 | 4 |
| Ward 4 | 635 | 655 | 60 | 62 | 4 | 7 | 40 | | 2,422 | 823 | 28 | 80 | 3,615 | 1,127 | 38 | 64 |
| Ward 5 | 806 | 689 | 98 | 78 | 2 | 6 | 19 | 2 | 4,485 | 1,509 | 16 | 70 | 5,491 | 1,835 | 39 | 68 |
| Ward 6 | 820 | 858 | 91 | 104 | 5 | 8 | 6 | | 1,880 | 806 | 9 | 21 | 1,110 | 13 | 13 | 21 |
| Ward 7 | 1,121 | 1,197 | 79 | 106 | 12 | 9 | 12 | 1 | 1,319 | 600 | 8 | 17 | 1,741 | 876 | 11 | 14 |
| Ward 8 | 1,083 | 1,030 | 95 | 82 | 1 | 1 | 39 | 1 | 1,274 | 580 | 5 | 112 | 1,723 | 792 | 5 | 92 |
| Ward 9 | 932 | 930 | 37 | 94 | 1 | 2 | 2 | | 961 | 407 | 1 | 63 | 1,250 | 603 | 2 | 63 |
| Spokane city | 4,826 | 4,542 | 336 | 385 | 44 | 31 | 9 | 5 | 8,650 | 3,208 | 137 | 239 | 10,116 | 4,324 | 169 | 335 |
| Tacoma city | 4,766 | 4,961 | 524 | 513 | 32 | 31 | 146 | 17 | 5,825 | 4,297 | 137 | 495 | 7,431 | 5,699 | 161 | 714 |
| Vancouver city | 503 | 507 | 14 | 16 | 3 | 1 | | | 557 | 172 | 1 | 12 | 689 | 295 | 2 | 19 |
| Wallalla city | 1,275 | 1,234 | 64 | 74 | 2 | 2 | 8 | 1 | 3,154 | 429 | 12 | 184 | 3,619 | 679 | 14 | 283 |
| West Virginia: | | | | | | | | | | | | | | | | |
| Benwood city | 733 | 679 | 30 | 35 | | | 1 | | 950 | 287 | | 1 | 1,005 | 414 | | 1 |
| Bluefield city | 610 | 622 | 3 | 10 | 86 | 119 | | | 1,029 | 32 | 194 | 2 | 1,085 | 40 | 212 | 2 |
| Charleston city | 1,452 | 1,627 | 10 | 13 | 262 | 348 | | | 1,927 | 102 | 372 | 2 | 2,353 | 192 | 462 | 2 |
| Clarksburg town | 470 | 509 | 7 | 5 | 89 | 98 | | | 859 | 29 | 171 | 8 | 1,044 | 62 | 198 | 3 |
| Fairmont city | 783 | 868 | 12 | 6 | 53 | 33 | | | 1,264 | 75 | 111 | 2 | 1,505 | 107 | 109 | 2 |
| Grafton city | 786 | 824 | 7 | 4 | 19 | 19 | | | 1,258 | 42 | 36 | | 1,588 | 108 | 44 | 2 |
| Hinton city | 508 | 528 | | 2 | 84 | 99 | | | 819 | 7 | 106 | 1 | 891 | 18 | 129 | 1 |
| Huntington city | 1,722 | 1,813 | 4 | 6 | 193 | 209 | | | 2,447 | 65 | 300 | 2 | 2,866 | 155 | 362 | 2 |
| Keyser town | 387 | 427 | 1 | 1 | 13 | 26 | | | 540 | 8 | 33 | | 663 | 24 | 45 | |
| Martinsburg town | 1,136 | 1,193 | 9 | 10 | 95 | 120 | | | 1,319 | 20 | 135 | | 1,710 | 86 | 175 | |
| Moundsville city | 880 | 826 | 5 | 5 | 66 | 19 | | | 1,185 | 36 | 342 | 2 | 1,489 | 72 | 331 | 2 |
| Parkersburg city | 1,497 | 1,729 | 13 | 15 | 108 | 125 | | | 2,432 | 91 | 175 | 2 | 2,983 | 233 | 225 | 2 |
| Sistersville city | 375 | 422 | 9 | 12 | 9 | 4 | | | 799 | 49 | 27 | 4 | 922 | 69 | 28 | 5 |
| Wellsville city | 409 | 417 | 1 | 4 | 16 | 21 | | | 451 | 22 | 19 | 1 | 603 | 51 | 20 | 1 |
| Weston town | 187 | 256 | 1 | 3 | 16 | 8 | | | 467 | 25 | 35 | | 808 | 61 | 48 | |
| Wheeling city | 5,495 | 5,823 | 241 | 249 | 187 | 165 | | | 7,364 | 1,251 | 280 | 6 | 8,239 | 2,521 | 354 | 8 |
| Wisconsin: | | | | | | | | | | | | | | | | |
| Antigo city | 934 | 950 | 53 | 64 | | | | | 733 | 264 | | 2 | 819 | 453 | | 2 |
| Appleton city | 2,391 | 2,591 | 132 | 199 | 1 | 5 | | | 1,985 | 803 | 1 | 7 | 2,094 | 1,663 | 3 | 7 |
| Ashland city | 1,757 | 1,843 | 199 | 252 | 2 | 2 | 9 | 5 | 1,692 | 1,922 | 3 | 9 | 1,766 | 2,415 | 5 | 8 |
| Baraboo city | 783 | 890 | 14 | 33 | 3 | 7 | | | 1,050 | 142 | 5 | | 1,300 | 361 | 6 | 1 |
| Beaverdam city | 807 | 827 | 14 | 45 | | | 1 | 1 | 798 | 156 | 1 | 3 | 885 | 488 | 1 | 2 |
| Beloit city | 1,450 | 1,443 | 57 | 61 | 8 | 12 | | | 2,300 | 432 | 16 | 3 | 2,632 | 716 | 27 | 3 |
| Berlin city | 644 | 775 | 44 | 69 | | 1 | | | 458 | 268 | | 1 | 642 | 531 | | 1 |
| Burlington city | 855 | 406 | 10 | 17 | 1 | | | | 378 | 77 | 1 | | 440 | 242 | | |
| Chippewa Falls city | 1,230 | 1,426 | 78 | 126 | | | | | 837 | 656 | | 4 | 944 | 1,173 | 1 | 6 |
| Depere city | 639 | 746 | 35 | 39 | 1 | 3 | 1 | 1 | 449 | 187 | 1 | 3 | 503 | 499 | 1 | 4 |
| Eau Claire city | 2,933 | 3,110 | 186 | 225 | 1 | 2 | | | 1,720 | 1,419 | 5 | 9 | 2,053 | 2,392 | 7 | 11 |
| Fond du Lac city | 2,064 | 2,311 | 109 | 110 | 23 | 15 | 4 | 5 | 2,577 | 597 | 30 | 9 | 2,952 | 1,409 | 46 | 10 |
| Fort Atkinson city | 537 | 462 | 12 | 23 | 1 | 3 | | | 509 | 118 | 1 | | 650 | 252 | 2 | |
| Grand Rapids city | 730 | 771 | 62 | 72 | | | | | 598 | 279 | | 1 | 673 | 496 | | 2 |
| Green Bay city | 2,938 | 3,284 | 152 | 158 | 2 | 4 | | | 2,719 | 965 | 12 | 8 | 2,768 | 1,933 | 17 | 8 |
| Hudson city | 478 | 531 | 47 | 35 | | 1 | | | 388 | 342 | 1 | | 474 | 507 | 1 | |
| Janesville city | 1,750 | 1,849 | 80 | 113 | 2 | 3 | | | 2,312 | 552 | 7 | 4 | 2,833 | 1,134 | 6 | 5 |
| Jefferson city | 413 | 436 | 14 | 10 | | | | | 402 | 100 | | | 406 | 288 | | |
| Kaukauna city | 890 | 864 | 36 | 56 | | 1 | 4 | 1 | 697 | 250 | 1 | 1 | 741 | 514 | 1 | 1 |
| Kenosha city | 1,670 | 1,677 | 215 | 245 | 5 | 5 | | | 1,640 | 1,099 | 12 | | 1,688 | 1,624 | 10 | 1 |
| La Crosse city | 4,492 | 4,963 | 253 | 317 | 7 | 10 | | | 3,912 | 1,738 | 13 | 1 | 4,166 | 3,390 | 20 | 1 |
| Lake Geneva city | 362 | 379 | 20 | 20 | | | | | 363 | 124 | | 1 | 590 | 233 | | 1 |
| Madison city | 2,339 | 2,843 | 85 | 109 | 9 | 4 | | | 3,977 | 340 | 10 | 20 | 4,015 | 1,649 | 22 | 22 |
| Manitowoc city | 1,347 | 2,026 | 111 | 105 | | | | | 1,769 | 605 | 1 | 3 | 1,979 | 1,448 | 1 | 3 |
| Marinette city | 2,535 | 2,609 | 412 | 415 | | | 19 | 18 | 1,478 | 1,873 | | 24 | 1,529 | 2,620 | 1 | 31 |
| Marshfield city | 961 | 1,006 | 78 | 77 | | | | | 695 | 336 | 3 | 1 | 719 | 544 | 3 | 1 |
| Menasha city | 920 | 838 | 100 | 116 | | 1 | | | 682 | 327 | 1 | | 671 | 650 | 1 | |
| Menominee city | 971 | 1,041 | 93 | 72 | | | | | 474 | 517 | | 2 | 502 | 880 | | 2 |
| Merrill city | 1,417 | 1,438 | 171 | 154 | | | | | 1,029 | 864 | | | 1,048 | 1,194 | | 1 |
| Milwaukee city | 42,465 | 45,174 | 5,219 | 5,765 | 86 | 93 | | | 35,171 | 25,044 | 312 | 13 | 34,185 | 40,455 | 358 | 22 |
| Ward 1 | 1,145 | 1,438 | 70 | 167 | 3 | 5 | | | 1,856 | 111 | 11 | 1 | 1,491 | 946 | 15 | 1 |
| Ward 2 | 1,179 | 1,276 | 203 | 233 | 16 | 15 | | | 1,500 | 963 | 53 | | 1,474 | 1,645 | 63 | 1 |
| Ward 3 | 696 | 723 | 105 | 96 | 1 | | | | 940 | 543 | 2 | | 966 | 803 | 4 | |
| Ward 4 | 1,084 | 1,224 | 64 | 96 | 42 | 27 | | | 2,339 | 539 | 169 | | 2,615 | 1,035 | 200 | 1 |
| Ward 5 | 1,395 | 1,418 | 151 | 150 | 1 | | | | 1,731 | 914 | 3 | 2 | 1,763 | 1,501 | 3 | 4 |
| Ward 6 | 1,940 | 2,030 | 232 | 272 | 3 | 4 | | | 1,911 | 1,115 | 6 | 2 | 1,773 | 2,027 | 6 | 2 |
| Ward 7 | 618 | 767 | 42 | 114 | 7 | 17 | | | 1,426 | 337 | 43 | 1 | 1,634 | 674 | 42 | 2 |
| Ward 8 | 2,610 | 2,796 | 162 | 201 | | | | | 2,674 | 1,140 | | | 2,657 | 2,185 | | |
| Ward 9 | 2,760 | 2,906 | 295 | 309 | 1 | 1 | | | 2,136 | 1,537 | 1 | 1 | 1,905 | 2,652 | 1 | 4 |
| Ward 10 | 2,607 | 2,792 | 242 | 261 | | 1 | | | 2,222 | 1,442 | 2 | 2 | 1,962 | 2,501 | 2 | 2 |
| Ward 11 | 3,545 | 3,589 | 605 | 643 | | | | | 1,736 | 2,447 | | 2 | 1,450 | 3,659 | | 2 |
| Ward 12 | 2,211 | 2,205 | 279 | 219 | | | | | 1,559 | 1,232 | | 1 | 1,339 | 1,991 | | 2 |
| Ward 13 | 2,587 | 2,799 | 399 | 432 | 1 | | | | 1,734 | 1,651 | 1 | | 1,555 | 2,611 | | |

¹ Includes all persons of negro descent.² Chinese, Japanese, and Indians.

SCHOOL, MILITIA, AND VOTING AGES.

TABLE 27.—PERSONS OF SCHOOL, MILITIA, AND VOTING AGES, BY SEX, GENERAL NATIVITY, AND COLOR, FOR PLACES HAVING 2,500 INHABITANTS OR MORE: 1900—Continued.

| CITIES, TOWNS, VILLAGES, AND BOROUGHES. | 5 TO 20 YEARS, INCLUSIVE. | | | | | | | | MALES 18 TO 44 YEARS, INCLUSIVE. | | | | MALES 21 YEARS AND OVER. | | | |
|--|---------------------------|---------------|----------------|---------------|---------------------|---------------|-----------------------------|---------------|-------------------------------------|---------------------|---------------------|-------------------------------------|--------------------------|---------------------|---------------------|-------------------------------------|
| | Native white. | | Foreign white. | | Negro. ¹ | | Other colored. ² | | Native white. | For- eign white. | Negro. ¹ | Other col- ored. ² | Native white. | For- eign white. | Negro. ¹ | Other col- ored. ² |
| | Males. | Fe- males. | Males. | Fe- males. | Males. | Fe- males. | Males. | Fe- males. | | | | | | | | |
| Wisconsin—Cont'd. | | | | | | | | | | | | | | | | |
| Milwaukee city—Cont'd. | | | | | | | | | | | | | | | | |
| Ward 14 | 3,242 | 3,359 | 826 | 856 | 1 | 1 | | | 845 | 2,981 | 7 | | 596 | 3,864 | 7 | |
| Ward 15 | 1,733 | 2,088 | 95 | 126. | | | | | 1,974 | 727 | | | 1,947 | 1,481 | | |
| Ward 16 | 1,316 | 1,456 | 30 | 98 | | 1 | | | 1,671 | 332 | | | 1,933 | 787 | | |
| Ward 17 | 1,692 | 1,682 | 213 | 221 | 3 | 3 | | | 1,145 | 984 | 6 | | 1,077 | 1,473 | 6 | |
| Ward 18 | 1,929 | 2,444 | 281 | 374 | 4 | 12 | | | 1,636 | 1,004 | 3 | | 1,708 | 1,608 | 4 | |
| Ward 19 | 3,148 | 3,264 | 297 | 274 | | | | | 2,047 | 1,660 | | | 1,979 | 2,491 | | |
| Ward 20 | 2,942 | 2,901 | 356 | 306 | | 5 | | | 1,599 | 1,767 | 4 | | 1,419 | 2,590 | 4 | |
| Ward 21 | 2,086 | 2,012 | 322 | 317 | 3 | 1 | | | 1,010 | 1,309 | 1 | 1 | 897 | 1,981 | 1 | 1 |
| Mineral Point city | 442 | 480 | 5 | 5 | 3 | 2 | | | 512 | 58 | 2 | | 587 | 258 | 4 | |
| Monroe city | 521 | 627 | 27 | 38 | | | | | 553 | 121 | | | 767 | 319 | 1 | |
| Neenah city | 933 | 1,088 | 65 | 77 | | | 4 | 2 | 746 | 384 | 1 | 2 | 801 | 783 | 2 | 6 |
| New London city | 418 | 459 | 11 | 17 | | | | | 461 | 118 | | 4 | 523 | 264 | 1 | 2 |
| Oconomowoc city | 379 | 445 | 24 | 29 | | | | | 362 | 117 | | 2 | 472 | 297 | 1 | 2 |
| Oconto city | 999 | 991 | 64 | 76 | 1 | 1 | | | 640 | 391 | 1 | 3 | 672 | 764 | 2 | 5 |
| Oshtosh city | 4,107 | 4,616 | 375 | 371 | 6 | 11 | 2 | 2 | 3,787 | 1,872 | 11 | 17 | 4,114 | 3,362 | 17 | 20 |
| Platteville city | 459 | 575 | 8 | 8 | | | | | 508 | 45 | | | 634 | 265 | | |
| Portage city | 782 | 895 | 21 | 41 | | 2 | | | 857 | 173 | 2 | 4 | 990 | 519 | 5 | 4 |
| Fort Washington city | 492 | 459 | 46 | 30 | | | | | 510 | 187 | | | 492 | 376 | | |
| Prairie du Chien city | 516 | 583 | 19 | 21 | | | | | 471 | 140 | | | 521 | 364 | | |
| Racine city | 4,140 | 4,360 | 625 | 535 | 9 | 20 | | | 3,683 | 2,863 | 21 | 3 | 3,810 | 4,433 | 32 | 3 |
| Rhineland city | 686 | 723 | 82 | 79 | | | | | 776 | 620 | 1 | 3 | 811 | 752 | 1 | 3 |
| Rice Lake city | 467 | 536 | 48 | 55 | | | | 1 | 340 | 261 | | 4 | 393 | 403 | | 4 |
| Ripon city | 524 | 584 | 30 | 42 | | | | | 512 | 162 | | | 654 | 401 | | 4 |
| Sheboygan city | 3,452 | 3,594 | 585 | 561 | | | 1 | 2 | 2,708 | 2,088 | | 2 | 2,606 | 3,434 | | 4 |
| South Milwaukee city | 517 | 514 | 56 | 56 | | | | | 507 | 322 | | 1 | 518 | 483 | | 2 |
| Sparta city | 524 | 572 | 16 | 27 | 8 | 12 | | | 518 | 83 | 3 | 1 | 739 | 207 | 4 | 1 |
| Stevens Point city | 1,561 | 1,733 | 95 | 136 | | | 1 | | 1,164 | 548 | | 5 | 1,327 | 1,023 | | 4 |
| Stoughton city | 525 | 539 | 32 | 51 | | | | | 405 | 327 | 1 | 2 | 449 | 509 | 1 | 2 |
| Sturgeon Bay city | 564 | 615 | 16 | 22 | 2 | | | | 546 | 144 | | 2 | 588 | 322 | 1 | 2 |
| Superior city | 3,582 | 3,331 | 719 | 690 | 14 | 21 | 8 | 6 | 4,523 | 5,606 | 66 | 10 | 4,818 | 6,404 | 84 | 14 |
| Tomah city | 455 | 454 | 19 | 28 | | 3 | | | 430 | 114 | | 2 | 534 | 239 | | 2 |
| Two Rivers city | 674 | 675 | 32 | 25 | | | | | 549 | 193 | | 2 | 436 | 436 | | 2 |
| Watertown city | 1,404 | 1,316 | 54 | 85 | | | | | 1,074 | 369 | | 1 | 1,042 | 1,141 | | 1 |
| Waukesha city | 1,254 | 1,036 | 82 | 92 | 10 | 3 | 2 | | 1,129 | 304 | 11 | 1 | 1,359 | 625 | 19 | 1 |
| Waupaca city | 432 | 436 | 23 | 33 | 1 | | | | 359 | 203 | 3 | 2 | 432 | 347 | 5 | 2 |
| Waupun city | 343 | 384 | 10 | 18 | 1 | | | | 726 | 171 | 15 | 3 | 913 | 362 | 16 | 3 |
| Wausau city | 2,059 | 2,167 | 221 | 254 | | | | | 1,312 | 1,113 | 1 | 3 | 1,351 | 1,739 | 1 | 3 |
| Wauwatosa city | 395 | 477 | 44 | 54 | | | | | 316 | 153 | | | 411 | 304 | | |
| Whitewater city | 404 | 488 | 4 | 11 | 2 | 2 | | | 472 | 56 | | 2 | 723 | 233 | 1 | 2 |
| Wyoming: | | | | | | | | | | | | | | | | |
| Cheyenne city | 2,473 | 2,491 | 45 | 63 | 47 | 56 | | | 2,735 | 545 | 83 | 21 | 3,052 | 887 | 85 | 28 |
| Laramie city | 1,328 | 1,079 | 69 | 48 | 9 | 7 | | | 2,103 | 568 | 44 | 4 | 2,251 | 740 | 52 | 9 |
| Rock Springs city | 423 | 397 | 153 | 134 | 18 | 8 | 26 | | 304 | 1,001 | 41 | 263 | 313 | 1,122 | 45 | 387 |

¹ Includes all persons of negro descent.

² Chinese, Japanese, and Indians.

CONJUGAL CONDITION.

TABLE 28.—CONJUGAL CONDITION OF THE AGGREGATE POPULATION, CLASSIFIED BY SEX, BY STATES AND TERRITORIES: 1900.

TABLE 29.—CONJUGAL CONDITION OF THE AGGREGATE POPULATION OF THE UNITED STATES, CLASSIFIED BY SEX, GENERAL NATIVITY, COLOR, AND AGE PERIODS: 1900.

TABLE 30.—CONJUGAL CONDITION OF THE AGGREGATE POPULATION, CLASSIFIED BY SEX, GENERAL NATIVITY, COLOR, AND AGE PERIODS, BY STATES AND TERRITORIES: 1900.

TABLE 31.—CONJUGAL CONDITION OF THE AGGREGATE POPULATION, CLASSIFIED BY SEX, FOR CITIES HAVING 25,000 INHABITANTS OR MORE: 1900.

TABLE 32.—CONJUGAL CONDITION OF THE AGGREGATE POPULATION, CLASSIFIED BY SEX, GENERAL NATIVITY, COLOR, AND AGE PERIODS, FOR CITIES HAVING 100,000 INHABITANTS OR MORE: 1900.

CONJUGAL CONDITION.

253

TABLE 28.—CONJUGAL CONDITION OF THE AGGREGATE POPULATION, CLASSIFIED BY SEX, BY STATES AND TERRITORIES: 1900.

| STATES AND TERRITORIES. | Aggregate. | MALES. | | | | | | FEMALES. | | | | | |
|--------------------------------|------------|------------|------------|------------|-----------|----------------|---------------|------------|------------|------------|-----------|----------------|---------------|
| | | Total. | Single. | Married. | Widowed. | Di- vorced. | Un- known. | Total. | Single. | Married. | Widowed. | Di- vorced. | Un- known. |
| The United States ¹ | 76,303,387 | 39,059,242 | 23,666,836 | 14,003,798 | 1,182,293 | 84,903 | 121,412 | 37,244,145 | 20,520,319 | 13,845,963 | 2,721,564 | 114,965 | 41,334 |
| Alabama | 1,828,697 | 916,764 | 585,911 | 303,673 | 24,539 | 1,583 | 1,108 | 911,933 | 531,277 | 304,269 | 72,748 | 3,100 | 539 |
| Alaska | 63,592 | 45,872 | 21,466 | 10,597 | 1,020 | 90 | 12,699 | 17,720 | 7,650 | 7,734 | 1,717 | 166 | 453 |
| Arizona | 122,931 | 71,795 | 46,030 | 22,278 | 2,588 | 345 | 554 | 51,136 | 26,206 | 20,433 | 3,972 | 312 | 213 |
| Arkansas | 1,811,564 | 675,312 | 425,697 | 224,513 | 22,430 | 1,237 | 1,385 | 636,252 | 364,245 | 223,438 | 45,993 | 2,119 | 457 |
| California | 1,485,053 | 820,531 | 501,099 | 280,011 | 29,385 | 4,066 | 5,970 | 664,522 | 339,736 | 260,294 | 59,049 | 4,269 | 1,174 |
| Colorado | 539,700 | 295,332 | 176,063 | 105,904 | 8,303 | 1,178 | 3,284 | 244,368 | 123,729 | 102,410 | 16,211 | 1,282 | 736 |
| Connecticut | 908,420 | 454,294 | 259,543 | 176,660 | 16,361 | 1,057 | 668 | 454,126 | 238,453 | 178,524 | 40,387 | 1,459 | 303 |
| Delaware | 184,735 | 94,158 | 55,059 | 35,306 | 3,304 | 94 | 395 | 90,577 | 48,263 | 34,960 | 7,074 | 130 | 150 |
| Dist. of Columbia | 278,718 | 132,004 | 76,401 | 49,948 | 5,184 | 302 | 169 | 146,714 | 77,863 | 50,379 | 17,844 | 519 | 104 |
| Florida | 523,542 | 275,246 | 172,921 | 92,321 | 8,248 | 632 | 1,124 | 253,296 | 140,374 | 91,927 | 19,594 | 1,044 | 357 |
| Georgia | 2,216,331 | 1,103,201 | 701,064 | 369,389 | 23,043 | 1,426 | 3,279 | 1,113,130 | 646,491 | 373,432 | 88,108 | 3,401 | 1,698 |
| Hawaii | 154,001 | 106,369 | 70,715 | 32,466 | 2,494 | 247 | 447 | 47,632 | 21,377 | 24,075 | 1,998 | 120 | 62 |
| Idaho | 161,772 | 93,367 | 61,181 | 28,974 | 2,546 | 459 | 207 | 68,405 | 33,290 | 26,891 | 2,906 | 298 | 20 |
| Illinois | 4,821,550 | 2,472,732 | 1,479,312 | 908,000 | 71,655 | 6,181 | 7,134 | 2,348,768 | 1,272,447 | 900,263 | 165,335 | 7,639 | 3,084 |
| Indiana | 2,516,462 | 1,285,404 | 731,005 | 503,670 | 42,633 | 5,382 | 2,714 | 1,231,058 | 633,041 | 501,373 | 88,843 | 6,751 | 1,045 |
| Indian Territory | 392,060 | 208,952 | 132,689 | 67,972 | 6,679 | 412 | 1,200 | 133,108 | 104,488 | 67,406 | 9,938 | 546 | 730 |
| Iowa | 2,231,853 | 1,156,849 | 694,334 | 423,591 | 32,932 | 3,141 | 2,851 | 1,075,004 | 589,771 | 419,557 | 60,450 | 3,926 | 1,300 |
| Kansas | 1,470,495 | 768,716 | 460,378 | 281,257 | 22,115 | 2,164 | 2,302 | 701,779 | 380,279 | 279,106 | 38,833 | 2,727 | 884 |
| Kentucky | 2,147,174 | 1,090,227 | 674,219 | 379,002 | 32,868 | 2,144 | 1,994 | 1,056,947 | 596,708 | 373,296 | 76,965 | 3,728 | 1,250 |
| Louisiana | 1,381,625 | 694,733 | 446,924 | 224,719 | 20,909 | 1,194 | 987 | 636,892 | 398,215 | 225,525 | 60,224 | 2,313 | 615 |
| Maine | 694,466 | 350,995 | 187,527 | 144,209 | 16,171 | 1,850 | 1,238 | 343,471 | 165,514 | 143,577 | 32,079 | 1,868 | 433 |
| Maryland | 1,183,044 | 589,275 | 357,551 | 209,888 | 13,719 | 720 | 2,397 | 598,769 | 336,797 | 210,891 | 48,622 | 1,036 | 1,423 |
| Massachusetts | 2,805,346 | 1,367,474 | 781,206 | 529,015 | 48,369 | 2,451 | 6,433 | 1,437,872 | 777,850 | 524,922 | 128,176 | 3,990 | 2,994 |
| Michigan | 2,420,982 | 1,248,905 | 710,302 | 492,376 | 39,313 | 4,373 | 2,541 | 1,172,077 | 602,611 | 487,823 | 76,335 | 4,342 | 961 |
| Minnesota | 1,751,394 | 932,490 | 604,027 | 300,995 | 23,631 | 1,685 | 2,152 | 818,904 | 479,139 | 297,097 | 40,220 | 1,987 | 511 |
| Mississippi | 1,551,270 | 781,451 | 502,535 | 253,890 | 22,603 | 1,217 | 1,206 | 769,819 | 450,839 | 254,578 | 60,907 | 2,686 | 809 |
| Missouri | 3,106,665 | 1,595,710 | 969,331 | 570,141 | 49,137 | 3,565 | 3,486 | 1,510,955 | 829,582 | 568,965 | 106,102 | 4,937 | 1,369 |
| Montana | 243,329 | 149,842 | 100,670 | 43,168 | 4,135 | 645 | 1,224 | 93,437 | 49,553 | 38,767 | 4,568 | 504 | 95 |
| Nebraska | 1,066,300 | 584,592 | 354,450 | 193,926 | 13,725 | 1,509 | 982 | 501,708 | 283,387 | 193,657 | 22,762 | 1,557 | 345 |
| Nevada | 42,335 | 25,603 | 16,174 | 8,050 | 1,020 | 190 | 169 | 16,732 | 8,304 | 6,848 | 1,445 | 102 | 33 |
| New Hampshire | 411,538 | 205,379 | 108,839 | 85,078 | 9,610 | 1,236 | 616 | 206,209 | 99,734 | 84,487 | 20,256 | 1,392 | 340 |
| New Jersey | 1,833,669 | 941,760 | 533,796 | 369,308 | 30,437 | 753 | 1,966 | 941,909 | 499,579 | 364,268 | 75,856 | 1,167 | 1,039 |
| New Mexico | 195,310 | 104,228 | 62,797 | 37,169 | 3,652 | 455 | 155 | 91,082 | 47,903 | 36,482 | 6,101 | 561 | 35 |
| New York | 7,268,894 | 3,614,780 | 2,073,652 | 1,407,095 | 122,096 | 4,096 | 7,841 | 3,654,114 | 1,929,159 | 1,394,057 | 321,856 | 5,631 | 3,411 |
| North Carolina | 1,893,810 | 938,677 | 607,776 | 306,260 | 22,146 | 727 | 1,768 | 955,133 | 530,132 | 309,548 | 63,232 | 1,468 | 753 |
| North Dakota | 319,146 | 177,493 | 119,500 | 53,223 | 3,871 | 321 | 578 | 141,653 | 84,752 | 51,450 | 5,068 | 268 | 115 |
| Ohio | 4,157,545 | 2,102,655 | 1,204,615 | 820,111 | 67,867 | 5,737 | 4,275 | 2,054,890 | 1,076,196 | 813,165 | 156,174 | 7,720 | 1,635 |
| Oklahoma | 393,331 | 214,359 | 132,115 | 74,986 | 5,837 | 593 | 778 | 183,972 | 101,692 | 73,929 | 7,534 | 618 | 199 |
| Oregon | 413,536 | 232,985 | 144,869 | 77,883 | 8,063 | 1,312 | 858 | 180,551 | 96,359 | 72,757 | 10,206 | 1,106 | 123 |
| Pennsylvania | 6,302,115 | 3,204,541 | 1,899,437 | 1,200,094 | 94,391 | 3,930 | 6,639 | 3,097,574 | 1,704,133 | 1,165,445 | 219,765 | 5,328 | 2,903 |
| Rhode Island | 423,556 | 210,516 | 121,041 | 80,563 | 7,733 | 637 | 492 | 213,040 | 113,554 | 79,800 | 18,460 | 1,059 | 167 |
| South Carolina | 1,340,316 | 664,895 | 432,141 | 215,607 | 15,861 | 275 | 1,011 | 675,421 | 406,436 | 218,315 | 48,901 | 806 | 463 |
| South Dakota | 401,570 | 218,164 | 139,123 | 70,790 | 5,150 | 563 | 533 | 185,406 | 107,171 | 69,321 | 7,728 | 554 | 132 |
| Tennessee | 2,020,616 | 1,021,224 | 640,691 | 346,141 | 30,480 | 1,719 | 2,193 | 999,392 | 571,709 | 346,098 | 76,876 | 3,586 | 1,123 |
| Texas | 3,048,710 | 1,578,900 | 1,016,698 | 511,504 | 42,943 | 3,445 | 4,310 | 1,469,310 | 854,312 | 510,675 | 96,886 | 5,816 | 1,621 |
| Utah | 276,749 | 141,687 | 91,923 | 46,234 | 2,806 | 333 | 336 | 135,062 | 79,296 | 46,896 | 8,100 | 677 | 93 |
| Vermont | 343,641 | 175,138 | 92,603 | 73,040 | 7,957 | 824 | 714 | 163,503 | 79,638 | 72,490 | 15,342 | 873 | 155 |
| Virginia | 1,854,184 | 925,897 | 594,179 | 301,535 | 27,032 | 1,007 | 2,044 | 923,237 | 553,962 | 302,710 | 68,839 | 1,578 | 1,198 |
| Washington | 518,103 | 304,173 | 193,115 | 96,294 | 8,321 | 1,549 | 4,399 | 213,925 | 112,562 | 89,159 | 10,676 | 1,208 | 320 |
| West Virginia | 958,800 | 499,242 | 315,598 | 169,727 | 11,407 | 733 | 1,777 | 459,553 | 263,117 | 166,106 | 23,766 | 1,103 | 466 |
| Wisconsin | 2,069,042 | 1,067,562 | 658,347 | 374,103 | 30,036 | 2,453 | 2,118 | 1,001,480 | 566,849 | 371,480 | 59,213 | 3,062 | 876 |
| Wyoming | 92,531 | 58,184 | 39,955 | 16,163 | 1,517 | 237 | 307 | 34,347 | 18,340 | 14,036 | 1,309 | 129 | 33 |

¹Includes persons in the military and naval service of the United States (including civilian employees, etc.) stationed abroad, not credited to any state or territory.

STATISTICS OF POPULATION.

TABLE 29.—CONJUGAL CONDITION OF THE AGGREGATE POPULATION OF THE UNITED

[The designation "native white—native parents" comprehends all native white persons having either both parents native born, one parent native born and one or both parents

MALES.

| GENERAL NATIVITY, COLOR, AND CONJUGAL CONDITION. | Aggregate. | Under 15 years. | 15 to 19 years. | 20 to 24 years. | 25 to 29 years. | 30 to 34 years. | 35 to 44 years. | 45 to 54 years. | 55 to 64 years. | 65 years and over. | Age unknown. |
|--|------------|-----------------|-----------------|-----------------|-----------------|-----------------|-----------------|-----------------|-----------------|--------------------|--------------|
| Aggregate ¹ | 39,059,242 | 13,219,756 | 3,765,980 | 3,684,373 | 3,369,077 | 2,981,087 | 4,905,206 | 3,414,503 | 2,067,455 | 1,557,634 | 144,216 |
| Single..... | 23,666,836 | 13,218,683 | 3,721,374 | 2,867,395 | 1,557,014 | 820,323 | 842,275 | 853,912 | 158,217 | 89,512 | 38,131 |
| Married..... | 14,003,793 | 667 | 38,124 | 736,295 | 1,754,896 | 2,034,313 | 3,855,382 | 2,305,873 | 1,647,173 | 1,045,136 | 37,429 |
| Widowed..... | 1,182,293 | 33 | 882 | 14,470 | 39,119 | 58,842 | 175,507 | 231,439 | 246,139 | 411,281 | 4,581 |
| Divorced..... | 84,903 | 7 | 195 | 3,380 | 8,362 | 10,453 | 22,326 | 19,565 | 12,329 | 7,363 | 413 |
| Unknown..... | 121,412 | 366 | 5,405 | 12,833 | 9,636 | 6,606 | 9,216 | 5,714 | 3,592 | 4,337 | 63,657 |
| Native born..... | 33,329,130 | 12,959,562 | 3,484,588 | 3,199,940 | 2,743,600 | 2,237,975 | 3,618,338 | 2,475,829 | 1,424,777 | 1,061,163 | 123,358 |
| Single..... | 21,727,959 | 12,958,579 | 3,442,605 | 2,466,961 | 1,236,465 | 608,459 | 592,671 | 236,645 | 98,318 | 55,574 | 31,682 |
| Married..... | 10,578,229 | 598 | 36,124 | 705,330 | 1,456,697 | 1,565,304 | 2,858,854 | 2,046,985 | 1,148,129 | 728,843 | 31,365 |
| Widowed..... | 852,406 | 31 | 819 | 13,639 | 35,233 | 50,057 | 140,894 | 172,479 | 166,768 | 268,836 | 3,650 |
| Divorced..... | 71,268 | 6 | 188 | 3,226 | 7,808 | 9,360 | 15,996 | 15,973 | 9,310 | 5,327 | 374 |
| Unknown..... | 99,268 | 348 | 4,852 | 10,784 | 7,397 | 4,795 | 6,223 | 3,747 | 2,252 | 2,583 | 56,237 |
| Foreign born..... | 5,730,112 | 260,194 | 281,392 | 484,433 | 625,477 | 693,062 | 1,286,868 | 938,679 | 642,678 | 496,471 | 20,858 |
| Single..... | 1,938,877 | 260,104 | 278,769 | 400,434 | 320,549 | 211,864 | 249,604 | 117,267 | 59,899 | 33,938 | 6,449 |
| Married..... | 3,425,569 | 69 | 2,000 | 80,965 | 298,199 | 469,509 | 996,528 | 756,893 | 499,049 | 316,293 | 6,064 |
| Widowed..... | 329,887 | 2 | 63 | 831 | 3,886 | 8,785 | 34,613 | 58,960 | 79,371 | 142,445 | 931 |
| Divorced..... | 13,685 | 1 | 7 | 154 | 554 | 1,093 | 3,130 | 3,592 | 3,019 | 2,041 | 44 |
| Unknown..... | 22,144 | 18 | 533 | 2,049 | 2,289 | 1,811 | 2,993 | 1,967 | 1,340 | 1,754 | 7,370 |
| Native white—native parents..... | 20,984,099 | 7,768,761 | 2,129,209 | 1,930,171 | 1,648,092 | 1,379,365 | 2,295,384 | 1,752,136 | 1,090,690 | 851,658 | 83,633 |
| Single..... | 13,015,308 | 7,768,241 | 2,101,226 | 1,470,023 | 699,379 | 340,533 | 340,060 | 158,154 | 73,157 | 43,837 | 20,696 |
| Married..... | 7,205,100 | 316 | 24,833 | 445,147 | 920,376 | 1,001,681 | 1,855,142 | 1,467,143 | 888,295 | 586,161 | 16,001 |
| Widowed..... | 589,319 | 16 | 467 | 7,112 | 19,423 | 28,432 | 88,398 | 112,932 | 120,571 | 215,467 | 1,946 |
| Divorced..... | 48,278 | 4 | 106 | 1,921 | 4,666 | 5,852 | 12,852 | 11,304 | 7,072 | 4,275 | 226 |
| Unknown..... | 75,536 | 184 | 2,577 | 5,963 | 4,243 | 2,367 | 3,932 | 2,583 | 1,595 | 1,923 | 49,764 |
| Native white—foreign parents..... | 7,869,089 | 3,379,673 | 866,901 | 795,961 | 724,514 | 589,464 | 899,119 | 391,219 | 145,523 | 71,840 | 4,375 |
| Single..... | 5,835,049 | 3,379,483 | 863,406 | 691,265 | 414,225 | 211,574 | 197,264 | 54,854 | 15,370 | 5,500 | 2,108 |
| Married..... | 1,908,822 | 109 | 2,602 | 101,250 | 302,222 | 365,318 | 668,172 | 308,885 | 111,534 | 46,970 | 1,767 |
| Widowed..... | 106,395 | 2 | 53 | 1,309 | 5,468 | 9,911 | 28,781 | 24,691 | 17,322 | 18,760 | 148 |
| Divorced..... | 11,523 | 19 | 386 | 1,812 | 1,869 | 3,943 | 2,389 | 2,389 | 1,114 | 470 | 21 |
| Unknown..... | 7,300 | 79 | 821 | 1,751 | 1,287 | 792 | 1,009 | 397 | 183 | 140 | 841 |
| Foreign white..... | 5,545,819 | 258,308 | 272,587 | 462,311 | 595,920 | 665,847 | 1,236,535 | 911,465 | 632,196 | 494,112 | 16,538 |
| Single..... | 1,825,454 | 258,223 | 270,209 | 381,065 | 299,059 | 195,694 | 222,639 | 104,543 | 55,201 | 32,970 | 5,796 |
| Married..... | 3,362,929 | 68 | 1,830 | 73,496 | 290,559 | 459,025 | 974,458 | 743,533 | 493,984 | 315,241 | 5,780 |
| Widowed..... | 327,075 | 1 | 60 | 790 | 3,742 | 8,514 | 33,905 | 58,155 | 78,844 | 142,144 | 920 |
| Divorced..... | 13,434 | 1 | 7 | 137 | 527 | 1,052 | 3,067 | 3,555 | 3,010 | 2,034 | 44 |
| Unknown..... | 16,927 | 15 | 481 | 1,823 | 2,033 | 1,562 | 2,416 | 1,669 | 1,207 | 1,723 | 3,998 |
| Colored (total)..... | 4,710,235 | 1,813,014 | 497,233 | 495,930 | 400,551 | 296,361 | 474,163 | 359,688 | 199,046 | 140,024 | 34,170 |
| Single..... | 2,991,027 | 1,812,736 | 486,533 | 325,042 | 144,851 | 72,522 | 82,262 | 86,356 | 14,489 | 7,205 | 9,531 |
| Married..... | 1,526,947 | 174 | 8,359 | 161,402 | 241,739 | 208,739 | 357,610 | 234,304 | 153,415 | 96,764 | 13,391 |
| Widowed..... | 159,004 | 14 | 302 | 5,259 | 10,481 | 11,985 | 29,473 | 35,601 | 29,402 | 34,920 | 1,567 |
| Divorced..... | 11,663 | 2 | 63 | 936 | 1,537 | 1,630 | 2,964 | 2,317 | 1,133 | 589 | 127 |
| Unknown..... | 21,539 | 88 | 1,526 | 3,291 | 2,123 | 1,335 | 1,859 | 1,110 | 607 | 546 | 9,054 |
| Persons of negro descent..... | 4,398,221 | 1,753,588 | 474,195 | 462,204 | 362,063 | 262,784 | 412,925 | 323,824 | 183,309 | 133,036 | 25,293 |
| Single..... | 2,792,406 | 1,753,344 | 464,362 | 298,301 | 120,122 | 55,422 | 54,621 | 23,355 | 9,637 | 6,108 | 7,134 |
| Married..... | 1,423,523 | 153 | 8,196 | 155,077 | 223,356 | 193,365 | 326,333 | 263,555 | 144,036 | 92,538 | 11,919 |
| Widowed..... | 151,335 | 12 | 278 | 5,019 | 10,033 | 11,336 | 27,937 | 33,920 | 28,034 | 33,337 | 1,379 |
| Divorced..... | 11,065 | 2 | 55 | 872 | 1,750 | 1,578 | 2,808 | 2,223 | 1,104 | 558 | 115 |
| Unknown..... | 14,837 | 77 | 1,304 | 2,935 | 1,802 | 1,033 | 1,226 | 771 | 448 | 495 | 4,746 |
| Chinese..... | 111,054 | 3,708 | 3,078 | 6,311 | 10,073 | 13,690 | 36,191 | 23,563 | 9,449 | 1,796 | 3,195 |
| Single..... | 63,121 | 3,705 | 2,948 | 5,474 | 7,799 | 9,299 | 21,467 | 11,735 | 4,515 | 879 | 300 |
| Married..... | 37,397 | 100 | 725 | 1,725 | 2,134 | 4,170 | 13,835 | 10,971 | 4,444 | 731 | 237 |
| Widowed..... | 1,548 | 3 | 12 | 23 | 23 | 65 | 355 | 564 | 360 | 160 | 6 |
| Divorced..... | 34 | 1 | 1 | 1 | 4 | 11 | 13 | 2 | 3 | 3 | 1 |
| Unknown..... | 3,954 | 3 | 27 | 99 | 117 | 152 | 478 | 280 | 128 | 23 | 2,652 |
| Japanese..... | 71,400 | 3,454 | 6,411 | 16,030 | 18,747 | 12,162 | 11,502 | 1,785 | 201 | 26 | 1,082 |
| Single..... | 50,438 | 3,452 | 6,270 | 14,236 | 13,681 | 6,625 | 5,006 | 744 | 66 | 16 | 342 |
| Married..... | 19,041 | 1 | 92 | 1,619 | 4,812 | 5,252 | 6,169 | 964 | 114 | 7 | 11 |
| Widowed..... | 557 | 1 | 1 | 25 | 92 | 163 | 198 | 54 | 19 | 3 | 1 |
| Divorced..... | 109 | 1 | 1 | 25 | 25 | 26 | 33 | 8 | 1 | 1 | 1 |
| Unknown..... | 1,255 | 48 | 134 | 137 | 137 | 96 | 96 | 15 | 1 | 1 | 723 |
| Indians..... | 134,560 | 52,264 | 13,599 | 11,385 | 9,668 | 7,725 | 13,550 | 10,516 | 6,087 | 5,166 | 4,600 |
| Single..... | 80,062 | 52,235 | 12,953 | 7,031 | 2,749 | 1,176 | 1,168 | 522 | 271 | 202 | 1,755 |
| Married..... | 46,981 | 20 | 471 | 3,981 | 6,437 | 6,002 | 11,223 | 8,814 | 4,321 | 3,488 | 1,724 |
| Widowed..... | 5,564 | 1 | 20 | 293 | 333 | 421 | 983 | 1,063 | 939 | 1,420 | 181 |
| Divorced..... | 460 | 1 | 8 | 47 | 82 | 72 | 112 | 73 | 26 | 28 | 12 |
| Unknown..... | 1,493 | 8 | 147 | 123 | 67 | 54 | 64 | 44 | 30 | 28 | 928 |

¹ Includes 91,219 persons (90,533 males and 666 females) in the military and naval service of the United

CONJUGAL CONDITION.

STATES, CLASSIFIED BY SEX, GENERAL NATIVITY, COLOR, AND AGE PERIODS: 1900.

parent unknown, or both parents unknown, while the designation "native white—foreign parents" comprehends all native white persons having either one foreign born.]

FEMALES.

| GENERAL NATIVITY, COLOR, AND CONJUGAL CONDITION. | Aggregate. | Under 15 years. | 15 to 19 years. | 20 to 24 years. | 25 to 29 years. | 30 to 34 years. | 35 to 44 years. | 45 to 54 years. | 55 to 64 years. | 65 years and over. | Age unknown. |
|--|------------|-----------------|-----------------|-----------------|-----------------|-----------------|-----------------|-----------------|-----------------|--------------------|--------------|
| Aggregate ¹ | 37,244,145 | 12,950,982 | 3,811,344 | 3,718,110 | 3,214,129 | 2,660,508 | 4,346,344 | 2,998,613 | 1,941,821 | 1,526,821 | 75,973 |
| Single..... | 20,520,319 | 12,946,500 | 3,378,373 | 1,914,812 | 888,521 | 441,743 | 481,997 | 284,528 | 129,011 | 90,900 | 18,984 |
| Married..... | 13,845,963 | 3,783 | 417,773 | 1,732,525 | 2,216,553 | 2,076,822 | 3,457,523 | 2,214,957 | 1,173,910 | 521,661 | 30,451 |
| Widowed..... | 2,721,564 | 126 | 9,363 | 52,666 | 92,161 | 122,221 | 373,309 | 527,197 | 626,904 | 905,881 | 11,786 |
| Divorced..... | 114,965 | 30 | 2,427 | 13,175 | 18,524 | 17,426 | 30,005 | 19,138 | 9,574 | 4,130 | 586 |
| Unknown..... | 41,334 | 543 | 3,408 | 4,932 | 3,370 | 2,296 | 3,505 | 2,793 | 2,422 | 3,749 | 14,316 |
| Native born..... | 32,514,172 | 12,695,915 | 3,518,687 | 3,248,853 | 2,699,711 | 2,142,840 | 3,427,401 | 2,260,896 | 1,383,730 | 1,069,038 | 67,101 |
| Single..... | 19,392,702 | 12,691,682 | 3,119,131 | 1,666,671 | 753,932 | 374,223 | 405,375 | 190,199 | 102,543 | 72,060 | 16,886 |
| Married..... | 10,967,600 | 3,569 | 385,083 | 1,515,692 | 1,842,539 | 1,646,270 | 2,687,315 | 1,664,382 | 838,625 | 357,306 | 26,819 |
| Widowed..... | 2,016,467 | 115 | 9,062 | 49,791 | 83,192 | 104,675 | 305,018 | 387,976 | 433,210 | 633,859 | 9,569 |
| Divorced..... | 102,848 | 30 | 2,350 | 12,514 | 17,278 | 15,801 | 26,851 | 16,165 | 7,599 | 3,253 | 507 |
| Unknown..... | 35,055 | 519 | 3,061 | 4,185 | 2,770 | 1,371 | 2,842 | 2,174 | 1,753 | 2,560 | 13,320 |
| Foreign born..... | 4,729,973 | 255,067 | 292,657 | 469,257 | 514,418 | 517,668 | 918,943 | 737,717 | 558,091 | 457,283 | 8,872 |
| Single..... | 1,127,617 | 254,313 | 259,242 | 248,141 | 129,589 | 67,520 | 76,622 | 44,329 | 26,468 | 18,840 | 2,048 |
| Married..... | 2,878,363 | 214 | 32,690 | 216,833 | 374,014 | 430,552 | 770,213 | 550,575 | 335,285 | 164,355 | 3,632 |
| Widowed..... | 705,097 | 11 | 301 | 2,875 | 8,969 | 17,546 | 68,291 | 139,221 | 193,694 | 272,022 | 2,167 |
| Divorced..... | 12,617 | 77 | 661 | 1,246 | 1,246 | 1,625 | 3,154 | 2,973 | 1,975 | 877 | 29 |
| Unknown..... | 6,279 | 24 | 347 | 747 | 600 | 425 | 663 | 619 | 669 | 1,189 | 996 |
| Native white—native parents..... | 20,119,318 | 7,544,355 | 2,114,233 | 1,903,620 | 1,576,690 | 1,288,272 | 2,117,621 | 1,591,885 | 1,082,274 | 865,622 | 35,746 |
| Single..... | 11,437,752 | 7,541,522 | 1,848,847 | 926,202 | 397,422 | 201,859 | 231,831 | 135,857 | 84,207 | 60,871 | 9,134 |
| Married..... | 7,262,459 | 2,492 | 258,453 | 947,844 | 1,130,672 | 1,026,668 | 1,711,582 | 1,208,606 | 672,122 | 296,049 | 12,971 |
| Widowed..... | 1,333,778 | 59 | 4,033 | 20,724 | 36,773 | 49,322 | 156,251 | 239,655 | 318,798 | 504,230 | 3,377 |
| Divorced..... | 62,688 | 10 | 1,348 | 6,724 | 9,354 | 3,300 | 16,290 | 11,237 | 6,926 | 2,652 | 187 |
| Unknown..... | 22,641 | 272 | 1,502 | 2,126 | 1,463 | 1,023 | 1,667 | 1,470 | 1,221 | 1,820 | 10,077 |
| Native white—foreign parents..... | 7,818,233 | 3,339,513 | 883,365 | 824,963 | 739,059 | 585,525 | 868,805 | 366,300 | 138,035 | 69,376 | 3,292 |
| Single..... | 5,325,589 | 3,339,143 | 837,892 | 534,937 | 278,293 | 138,238 | 139,190 | 39,255 | 11,746 | 5,502 | 1,393 |
| Married..... | 2,214,667 | 253 | 44,007 | 282,766 | 443,503 | 421,898 | 655,330 | 262,078 | 81,249 | 22,383 | 1,200 |
| Widowed..... | 257,114 | 7 | 487 | 4,603 | 13,523 | 21,829 | 68,575 | 62,474 | 44,135 | 41,175 | 306 |
| Divorced..... | 16,667 | 7 | 226 | 1,684 | 3,103 | 3,146 | 5,205 | 2,298 | 782 | 212 | 9 |
| Unknown..... | 4,196 | 103 | 753 | 973 | 637 | 414 | 505 | 200 | 123 | 104 | 384 |
| Foreign white..... | 4,704,230 | 253,531 | 290,940 | 464,118 | 508,511 | 513,664 | 914,752 | 735,860 | 557,330 | 456,732 | 8,792 |
| Single..... | 1,122,637 | 253,285 | 253,327 | 247,167 | 128,944 | 67,219 | 76,290 | 44,186 | 26,392 | 18,794 | 2,033 |
| Married..... | 2,859,876 | 211 | 31,897 | 212,733 | 368,987 | 427,061 | 766,831 | 549,353 | 334,962 | 164,210 | 3,601 |
| Widowed..... | 702,964 | 11 | 295 | 2,822 | 8,757 | 17,358 | 67,839 | 138,718 | 193,336 | 271,676 | 2,152 |
| Divorced..... | 12,534 | 77 | 654 | 1,227 | 1,227 | 1,608 | 3,133 | 2,960 | 1,972 | 874 | 29 |
| Unknown..... | 6,219 | 24 | 344 | 742 | 596 | 418 | 659 | 613 | 668 | 1,178 | 977 |
| Colored (total)..... | 4,602,364 | 1,813,583 | 522,806 | 525,409 | 390,869 | 273,047 | 445,166 | 304,568 | 164,182 | 134,591 | 28,143 |
| Single..... | 2,634,341 | 1,812,550 | 433,307 | 206,506 | 78,862 | 34,427 | 34,686 | 15,230 | 6,666 | 5,733 | 6,374 |
| Married..... | 1,508,961 | 827 | 83,416 | 289,182 | 273,391 | 201,195 | 323,785 | 199,890 | 85,577 | 39,019 | 12,673 |
| Widowed..... | 427,708 | 49 | 4,498 | 24,517 | 33,102 | 33,212 | 80,644 | 36,350 | 70,635 | 83,800 | 5,301 |
| Divorced..... | 23,076 | 13 | 776 | 4,113 | 4,840 | 3,772 | 5,377 | 2,588 | 894 | 392 | 311 |
| Unknown..... | 8,278 | 144 | 809 | 1,091 | 674 | 441 | 674 | 510 | 410 | 642 | 2,878 |
| Persons of negro descent..... | 4,447,568 | 1,766,916 | 508,281 | 510,265 | 376,893 | 262,490 | 429,456 | 298,692 | 157,580 | 128,338 | 23,657 |
| Single..... | 2,559,752 | 1,766,051 | 423,047 | 202,896 | 77,610 | 33,918 | 34,145 | 14,934 | 6,499 | 5,557 | 5,095 |
| Married..... | 1,444,575 | 716 | 79,501 | 278,444 | 261,644 | 192,033 | 310,662 | 191,915 | 81,799 | 37,076 | 10,785 |
| Widowed..... | 414,154 | 44 | 4,341 | 23,970 | 32,316 | 32,493 | 78,795 | 33,898 | 68,072 | 84,762 | 5,463 |
| Divorced..... | 22,046 | 10 | 713 | 3,923 | 4,671 | 3,623 | 5,207 | 2,461 | 829 | 338 | 271 |
| Unknown..... | 7,041 | 95 | 679 | 1,032 | 652 | 423 | 647 | 484 | 381 | 605 | 2,043 |
| Chinese..... | 7,996 | 2,987 | 685 | 962 | 935 | 693 | 908 | 579 | 188 | 49 | 10 |
| Single..... | 3,993 | 2,986 | 413 | 220 | 154 | 47 | 81 | 53 | 26 | 12 | 1 |
| Married..... | 3,563 | | 272 | 730 | 654 | 615 | 752 | 418 | 105 | 18 | 4 |
| Widowed..... | 417 | | | 12 | 125 | 31 | 73 | 102 | 57 | 17 | |
| Divorced..... | 7 | | | | 1 | | 1 | 5 | | | |
| Unknown..... | 11 | 1 | | | 1 | | 1 | 1 | | 2 | 5 |
| Japanese..... | 14,600 | 3,049 | 682 | 3,199 | 3,823 | 2,241 | 1,462 | 112 | 11 | 5 | 16 |
| Single..... | 3,814 | 3,046 | 200 | 300 | 172 | 55 | 36 | 1 | 2 | | 2 |
| Married..... | 10,642 | 3 | 479 | 2,876 | 3,626 | 2,151 | 1,390 | 101 | 8 | 2 | 6 |
| Widowed..... | 118 | | 2 | 17 | 20 | 31 | 34 | 10 | 1 | 3 | |
| Divorced..... | 10 | | 4 | 4 | 4 | 1 | 1 | | | | |
| Unknown..... | 16 | 1 | 2 | 2 | 1 | 3 | 1 | | | | 8 |
| Indians..... | 132,200 | 50,631 | 13,158 | 10,983 | 9,218 | 7,623 | 13,340 | 10,185 | 6,403 | 6,199 | 4,460 |
| Single..... | 66,782 | 50,467 | 9,647 | 3,090 | 926 | 407 | 424 | 242 | 139 | 164 | 1,276 |
| Married..... | 50,176 | 108 | 3,164 | 7,132 | 7,467 | 6,896 | 10,981 | 7,456 | 3,665 | 1,923 | 1,884 |
| Widowed..... | 13,019 | 5 | 155 | 518 | 641 | 657 | 1,742 | 2,340 | 2,505 | 4,018 | 438 |
| Divorced..... | 1,013 | 3 | 63 | 186 | 164 | 148 | 168 | 122 | 65 | 54 | 40 |
| Unknown..... | 1,210 | 48 | 129 | 57 | 20 | 15 | 25 | 25 | 29 | 40 | 822 |

¹States (including civilian employees, etc.) stationed abroad, not credited to any state or territory.

STATISTICS OF POPULATION.

TABLE 30.—CONJUGAL CONDITION OF THE AGGREGATE POPULATION, CLASSIFIED BY SEX, GENERAL NATIVITY, COLOR, AND AGE PERIODS, BY STATES AND TERRITORIES: 1900.

[The designation "native white—native parents" comprehends all native white persons having either both parents native born, one parent native born and one parent unknown, or both parents unknown, while the designation "native white—foreign parents" comprehends all native white persons having either one or both parents foreign born.]

ALABAMA.

| SEX, GENERAL NATIVITY, COLOR, AND CONJUGAL CONDITION. | Aggregate. | Under 15 years. | 15 to 19 years. | 20 to 24 years. | 25 to 29 years. | 30 to 34 years. | 35 to 44 years. | 45 to 54 years. | 55 to 64 years. | 65 years and over. | Age unknown. |
|---|------------|-----------------|-----------------|-----------------|-----------------|-----------------|-----------------|-----------------|-----------------|--------------------|--------------|
| MALES. | | | | | | | | | | | |
| Aggregate..... | 916,764 | 381,477 | 101,647 | 91,861 | 70,888 | 50,992 | 76,467 | 78,291 | 35,255 | 26,431 | 3,505 |
| Single..... | 585,911 | 381,448 | 99,512 | 58,802 | 21,491 | 8,870 | 8,080 | 4,068 | 1,468 | 849 | 1,878 |
| Married..... | 303,673 | 19 | 2,006 | 31,892 | 47,858 | 40,103 | 64,428 | 67,925 | 29,274 | 19,184 | 1,485 |
| Widowed..... | 24,539 | 3 | 46 | 828 | 1,684 | 1,732 | 3,622 | 5,891 | 4,386 | 6,270 | 178 |
| Divorced..... | 1,633 | 1 | 7 | 156 | 243 | 216 | 317 | 352 | 185 | 92 | 13 |
| Unknown..... | 1,108 | 6 | 88 | 183 | 112 | 71 | 70 | 55 | 42 | 36 | 456 |
| Native white—native parents..... | 483,164 | 202,685 | 54,408 | 47,444 | 36,592 | 27,111 | 43,990 | 39,942 | 17,563 | 12,411 | 1,018 |
| Single..... | 312,268 | 202,676 | 53,132 | 31,881 | 11,813 | 4,650 | 4,361 | 2,202 | 740 | 882 | 431 |
| Married..... | 160,185 | 6 | 1,239 | 15,173 | 24,159 | 21,779 | 38,010 | 35,359 | 14,353 | 9,180 | 327 |
| Widowed..... | 9,839 | 2 | 14 | 290 | 517 | 601 | 1,512 | 2,292 | 1,818 | 2,808 | 45 |
| Divorced..... | 403 | 1 | 46 | 65 | 87 | 84 | 76 | 40 | 31 | 8 | 3 |
| Unknown..... | 419 | 1 | 22 | 64 | 38 | 24 | 28 | 13 | 12 | 10 | 212 |
| Native white—foreign parents..... | 15,265 | 5,380 | 1,456 | 1,422 | 1,467 | 1,258 | 2,055 | 1,269 | 547 | 390 | 21 |
| Single..... | 9,926 | 5,380 | 1,437 | 1,183 | 805 | 445 | 443 | 157 | 41 | 25 | 10 |
| Married..... | 4,898 | 15 | 15 | 232 | 641 | 769 | 1,533 | 1,007 | 429 | 262 | 10 |
| Widowed..... | 390 | 1 | 2 | 17 | 25 | 18 | 6 | 97 | 76 | 100 | |
| Divorced..... | 37 | 1 | 2 | 1 | 2 | 18 | 6 | 6 | 3 | 3 | |
| Unknown..... | 14 | 2 | 4 | 2 | 2 | 1 | 1 | 2 | 1 | | 1 |
| Foreign white..... | 8,949 | 363 | 391 | 604 | 791 | 918 | 1,840 | 1,989 | 1,164 | 861 | 28 |
| Single..... | 2,759 | 363 | 384 | 497 | 395 | 264 | 378 | 262 | 123 | 84 | 9 |
| Married..... | 5,527 | | 7 | 102 | 382 | 632 | 1,408 | 1,599 | 864 | 520 | 13 |
| Widowed..... | 631 | | 3 | 12 | 21 | 50 | 118 | 169 | 254 | 4 | |
| Divorced..... | 14 | | 2 | 2 | 1 | 3 | 5 | 2 | 3 | | |
| Unknown..... | 18 | | 2 | 2 | 2 | 1 | 5 | 6 | 6 | | 2 |
| Colored (total) ¹ | 409,386 | 173,049 | 45,892 | 42,391 | 31,988 | 21,705 | 28,582 | 35,091 | 15,981 | 12,769 | 2,438 |
| Single..... | 260,958 | 173,029 | 44,559 | 25,241 | 8,478 | 3,511 | 2,848 | 1,447 | 564 | 358 | 923 |
| Married..... | 133,063 | 13 | 744 | 16,355 | 22,176 | 16,923 | 23,477 | 29,360 | 13,023 | 9,222 | 1,185 |
| Widowed..... | 13,629 | 1 | 30 | 543 | 1,088 | 1,085 | 1,988 | 3,384 | 2,273 | 3,108 | 129 |
| Divorced..... | 1,079 | 1 | 6 | 109 | 176 | 140 | 224 | 265 | 93 | 55 | 10 |
| Unknown..... | 657 | 5 | 53 | 113 | 70 | 46 | 45 | 35 | 23 | 26 | 241 |
| Persons of negro descent..... | 409,237 | 173,014 | 45,880 | 42,373 | 31,975 | 21,685 | 28,560 | 35,080 | 15,975 | 12,762 | 2,433 |
| Single..... | 260,857 | 172,994 | 44,548 | 25,227 | 8,470 | 3,496 | 2,837 | 1,445 | 562 | 358 | 920 |
| Married..... | 133,022 | 13 | 743 | 16,381 | 22,171 | 16,919 | 23,466 | 29,952 | 13,024 | 9,218 | 1,135 |
| Widowed..... | 13,623 | 1 | 30 | 543 | 1,088 | 1,084 | 1,988 | 3,383 | 2,273 | 3,105 | 128 |
| Divorced..... | 1,079 | 1 | 6 | 109 | 176 | 140 | 224 | 265 | 93 | 55 | 10 |
| Unknown..... | 656 | 5 | 53 | 113 | 70 | 46 | 45 | 35 | 23 | 26 | 240 |
| FEMALES. | | | | | | | | | | | |
| Aggregate..... | 911,933 | 371,202 | 103,175 | 97,775 | 71,832 | 50,953 | 85,069 | 64,219 | 36,621 | 27,875 | 3,212 |
| Single..... | 581,277 | 370,940 | 84,714 | 37,800 | 14,090 | 6,615 | 7,586 | 4,586 | 2,547 | 1,584 | 865 |
| Married..... | 304,269 | 231 | 17,840 | 55,817 | 52,266 | 39,204 | 64,994 | 44,945 | 19,805 | 7,879 | 1,433 |
| Widowed..... | 72,748 | 7 | 652 | 3,534 | 4,746 | 4,606 | 11,763 | 14,297 | 14,093 | 18,378 | 607 |
| Divorced..... | 3,100 | 1 | 90 | 654 | 684 | 506 | 637 | 348 | 141 | 47 | 42 |
| Unknown..... | 539 | 23 | 79 | 70 | 46 | 22 | 39 | 43 | 30 | 37 | 150 |
| Native white—native parents..... | 473,494 | 195,105 | 53,386 | 47,747 | 35,923 | 25,878 | 44,302 | 34,771 | 21,184 | 14,525 | 673 |
| Single..... | 280,111 | 194,922 | 43,615 | 19,596 | 7,475 | 3,487 | 4,435 | 3,299 | 1,990 | 1,075 | 217 |
| Married..... | 161,644 | 165 | 9,540 | 27,185 | 27,161 | 20,977 | 35,615 | 25,161 | 11,642 | 3,913 | 285 |
| Widowed..... | 30,810 | 5 | 165 | 812 | 1,114 | 1,328 | 4,107 | 6,189 | 7,476 | 9,503 | 111 |
| Divorced..... | 712 | 29 | 182 | 156 | 76 | 181 | 102 | 68 | 21 | 2 | |
| Unknown..... | 217 | 13 | 37 | 22 | 17 | 10 | 14 | 20 | 13 | 13 | 58 |
| Native white—foreign parents..... | 14,891 | 5,170 | 1,561 | 1,611 | 1,390 | 1,193 | 1,963 | 1,049 | 536 | 401 | 17 |
| Single..... | 8,765 | 5,169 | 1,448 | 948 | 446 | 222 | 316 | 127 | 55 | 30 | 4 |
| Married..... | 4,922 | 1 | 107 | 634 | 875 | 892 | 1,414 | 647 | 258 | 86 | 8 |
| Widowed..... | 1,156 | 4 | 22 | 55 | 70 | 223 | 273 | 222 | 285 | 2 | |
| Divorced..... | 41 | | 6 | 13 | 9 | 10 | 2 | 2 | 1 | | |
| Unknown..... | 7 | | 2 | 1 | 1 | | | | | | 3 |
| Foreign white..... | 5,339 | 299 | 347 | 468 | 467 | 520 | 993 | 930 | 733 | 616 | 11 |
| Single..... | 1,021 | 298 | 270 | 142 | 92 | 47 | 53 | 46 | 39 | 33 | 1 |
| Married..... | 3,316 | 1 | 76 | 322 | 366 | 454 | 853 | 687 | 390 | 162 | 5 |
| Widowed..... | 1,042 | | 1 | 4 | 8 | 17 | 87 | 194 | 306 | 420 | 5 |
| Divorced..... | 8 | | | | 1 | 2 | | 2 | 2 | 1 | |
| Unknown..... | 2 | | | | | | | 1 | 1 | | |
| Colored (total) ¹ | 418,159 | 170,628 | 47,881 | 47,949 | 34,052 | 23,362 | 37,811 | 27,469 | 14,163 | 12,333 | 2,511 |
| Single..... | 241,380 | 170,551 | 39,331 | 17,114 | 6,077 | 2,859 | 2,782 | 1,114 | 463 | 396 | 643 |
| Married..... | 134,387 | 64 | 7,917 | 27,676 | 28,864 | 16,831 | 27,112 | 18,450 | 7,515 | 3,718 | 1,190 |
| Widowed..... | 39,740 | 2 | 482 | 2,696 | 3,569 | 3,191 | 7,346 | 7,641 | 6,094 | 3,170 | 549 |
| Divorced..... | 2,339 | 1 | 61 | 416 | 514 | 419 | 546 | 242 | 75 | 25 | 40 |
| Unknown..... | 313 | 10 | 40 | 47 | 28 | 12 | 25 | 22 | 16 | 24 | 89 |
| Persons of negro descent..... | 418,070 | 170,590 | 47,866 | 47,941 | 34,048 | 23,359 | 37,803 | 27,460 | 14,162 | 12,331 | 2,510 |
| Single..... | 241,318 | 170,513 | 39,369 | 17,109 | 6,076 | 2,858 | 2,779 | 1,113 | 463 | 395 | 643 |
| Married..... | 134,363 | 64 | 7,914 | 27,673 | 28,862 | 16,830 | 27,107 | 18,445 | 7,514 | 3,717 | 1,189 |
| Widowed..... | 39,737 | 2 | 482 | 2,696 | 3,568 | 3,190 | 7,346 | 7,640 | 6,094 | 3,170 | 549 |
| Divorced..... | 2,339 | 1 | 61 | 416 | 514 | 419 | 546 | 242 | 75 | 25 | 40 |
| Unknown..... | 313 | 10 | 40 | 47 | 28 | 12 | 25 | 22 | 16 | 24 | 89 |

¹ Persons of negro descent, Chinese, Japanese, and Indians.

CONJUGAL CONDITION.

TABLE 30.—CONJUGAL CONDITION OF THE AGGREGATE POPULATION, CLASSIFIED BY SEX, GENERAL NATIVITY, COLOR, AND AGE PERIODS, BY STATES AND TERRITORIES: 1900—Continued.

ALASKA.

| SEX, GENERAL NATIVITY, COLOR, AND CONJUGAL CONDITION. | Aggregate. | Under 15 years. | 15 to 19 years. | 20 to 24 years. | 25 to 29 years. | 30 to 34 years. | 35 to 44 years. | 45 to 54 years. | 55 to 64 years. | 65 years and over. | Age unknown. |
|---|------------|-----------------|-----------------|-----------------|-----------------|-----------------|-----------------|-----------------|-----------------|--------------------|--------------|
| MALES. | | | | | | | | | | | |
| Aggregate..... | 45,872 | 5,653 | 1,692 | 3,122 | 4,140 | 4,307 | 7,331 | 3,558 | 1,281 | 457 | 14,331 |
| Single..... | 21,466 | 5,650 | 1,602 | 2,393 | 2,845 | 2,689 | 3,567 | 1,186 | 294 | 60 | 1,180 |
| Married..... | 10,597 | 1 | 77 | 600 | 1,171 | 1,472 | 3,276 | 2,001 | 751 | 248 | 1,000 |
| Widowed..... | 1,020 | 2 | 2 | 22 | 38 | 76 | 257 | 252 | 173 | 136 | 65 |
| Divorced..... | 90 | 1 | 1 | 5 | 6 | 14 | 32 | 16 | 7 | 7 | 9 |
| Unknown..... | 12,699 | 2 | 10 | 102 | 80 | 57 | 199 | 103 | 56 | 13 | 12,077 |
| Native white—native parents..... | 15,806 | 413 | 172 | 691 | 959 | 1,020 | 1,657 | 766 | 243 | 65 | 9,820 |
| Single..... | 4,077 | 412 | 169 | 629 | 793 | 721 | 929 | 320 | 76 | 13 | 15 |
| Married..... | 1,734 | 1 | 2 | 30 | 146 | 270 | 638 | 389 | 139 | 31 | 89 |
| Widowed..... | 159 | 2 | 2 | 2 | 4 | 12 | 55 | 46 | 20 | 20 | |
| Divorced..... | 20 | 1 | 1 | 1 | 2 | 2 | 11 | 5 | 2 | 2 | |
| Unknown..... | 9,816 | 1 | 1 | 30 | 16 | 15 | 24 | 6 | 6 | 1 | 9,716 |
| Native white—foreign parents..... | 3,365 | 334 | 121 | 449 | 578 | 592 | 833 | 300 | 77 | 26 | 5 |
| Single..... | 2,523 | 334 | 119 | 407 | 496 | 449 | 547 | 127 | 29 | 14 | 1 |
| Married..... | 695 | 1 | 1 | 13 | 61 | 130 | 302 | 154 | 30 | 3 | 1 |
| Widowed..... | 76 | 1 | 1 | 2 | 2 | 6 | 23 | 18 | 18 | 9 | |
| Divorced..... | 7 | 1 | 1 | 1 | 1 | 2 | 4 | 1 | 1 | 1 | |
| Unknown..... | 64 | 1 | 1 | 29 | 19 | 5 | 7 | | | | 3 |
| Foreign white..... | 8,122 | 49 | 79 | 661 | 1,329 | 1,630 | 2,659 | 1,096 | 329 | 61 | 229 |
| Single..... | 5,689 | 49 | 79 | 618 | 1,164 | 1,318 | 1,711 | 553 | 134 | 25 | 38 |
| Married..... | 1,929 | 1 | 1 | 20 | 135 | 234 | 855 | 459 | 138 | 23 | 15 |
| Widowed..... | 188 | 1 | 1 | 1 | 3 | 9 | 53 | 60 | 50 | 12 | |
| Divorced..... | 20 | 1 | 1 | 1 | 1 | 3 | 7 | 7 | 2 | 2 | |
| Unknown..... | 296 | 1 | 1 | 22 | 26 | 16 | 33 | 17 | 5 | 1 | 176 |
| Colored (total) ¹ | 18,579 | 4,857 | 1,320 | 1,321 | 1,274 | 1,065 | 2,132 | 1,396 | 632 | 305 | 4,277 |
| Single..... | 9,177 | 4,855 | 1,235 | 739 | 392 | 201 | 380 | 186 | 55 | 8 | 1,126 |
| Married..... | 6,239 | 1 | 74 | 537 | 829 | 788 | 1,431 | 999 | 444 | 191 | 395 |
| Widowed..... | 597 | 2 | 2 | 19 | 29 | 48 | 126 | 123 | 85 | 95 | 65 |
| Divorced..... | 43 | 1 | 1 | 5 | 5 | 7 | 10 | 3 | 3 | 3 | 9 |
| Unknown..... | 2,523 | 1 | 8 | 21 | 19 | 21 | 135 | 80 | 45 | 11 | 2,182 |
| Persons of negro descent..... | 151 | | | 68 | 31 | 20 | 22 | 8 | | | 2 |
| Single..... | 138 | | | 68 | 30 | 18 | 14 | 7 | | | 1 |
| Married..... | 10 | | | 1 | 1 | 1 | 7 | 1 | | | |
| Widowed..... | 2 | | | | | | 1 | | | | |
| Divorced..... | | | | | | | | | | | |
| Unknown..... | 1 | | | | | | | | | | 1 |
| FEMALES. | | | | | | | | | | | |
| Aggregate..... | 17,720 | 5,168 | 1,462 | 1,582 | 1,566 | 1,317 | 1,970 | 1,250 | 518 | 307 | 2,580 |
| Single..... | 7,650 | 5,140 | 908 | 337 | 160 | 79 | 73 | 26 | 6 | 5 | 916 |
| Married..... | 7,734 | 26 | 514 | 1,133 | 1,263 | 1,073 | 1,573 | 812 | 231 | 75 | 1,029 |
| Widowed..... | 1,717 | 2 | 15 | 63 | 104 | 138 | 301 | 400 | 276 | 226 | 192 |
| Divorced..... | 166 | 9 | 35 | 34 | 24 | 24 | 17 | 10 | 3 | 3 | 34 |
| Unknown..... | 453 | 16 | 9 | 9 | 8 | 3 | 6 | 2 | 2 | 1 | 409 |
| Native white—native parents..... | 1,688 | 403 | 72 | 134 | 194 | 174 | 207 | 91 | 31 | 5 | 377 |
| Single..... | 685 | 401 | 59 | 44 | 32 | 24 | 16 | 6 | 1 | | 102 |
| Married..... | 732 | 2 | 12 | 85 | 155 | 140 | 171 | 66 | 21 | 1 | 79 |
| Widowed..... | 62 | 1 | 1 | 3 | 1 | 9 | 17 | 17 | 9 | 4 | 1 |
| Divorced..... | 14 | 1 | 1 | 2 | 6 | 1 | 3 | 2 | | | |
| Unknown..... | 195 | | | 2 | 6 | 1 | | | | | 195 |
| Native white—foreign parents..... | 850 | 314 | 51 | 82 | 122 | 102 | 124 | 41 | 9 | 3 | 2 |
| Single..... | 434 | 314 | 48 | 30 | 23 | 8 | 10 | 1 | | | |
| Married..... | 352 | 1 | 2 | 49 | 91 | 79 | 99 | 27 | 3 | | 2 |
| Widowed..... | 50 | 1 | 1 | 1 | 3 | 13 | 12 | 12 | 6 | 3 | |
| Divorced..... | 8 | 1 | 1 | 1 | 2 | 1 | 3 | 1 | | | |
| Unknown..... | 6 | | 1 | 1 | 3 | 1 | | | | | |
| Foreign white..... | 662 | 31 | 32 | 81 | 136 | 128 | 149 | 71 | 23 | 7 | 4 |
| Single..... | 159 | 31 | 27 | 32 | 23 | 18 | 20 | 4 | 2 | | 2 |
| Married..... | 455 | 1 | 5 | 44 | 108 | 101 | 121 | 59 | 12 | 3 | 2 |
| Widowed..... | 45 | 1 | 1 | 4 | 4 | 9 | 8 | 8 | 8 | 4 | |
| Divorced..... | 2 | 1 | 1 | 1 | 1 | | | | 1 | | |
| Unknown..... | 1 | | | 1 | | | | | | | |
| Colored (total) ¹ | 14,520 | 4,420 | 1,307 | 1,285 | 1,114 | 913 | 1,490 | 1,047 | 455 | 292 | 2,197 |
| Single..... | 6,372 | 4,394 | 774 | 231 | 82 | 29 | 27 | 15 | 3 | 5 | 812 |
| Married..... | 6,195 | 24 | 495 | 980 | 909 | 753 | 1,132 | 660 | 195 | 71 | 946 |
| Widowed..... | 1,560 | 2 | 14 | 55 | 96 | 107 | 264 | 363 | 253 | 215 | 191 |
| Divorced..... | 142 | 9 | 32 | 25 | 22 | 22 | 11 | 7 | 2 | | 34 |
| Unknown..... | 251 | 15 | 7 | 7 | 2 | 2 | 6 | 2 | 2 | 1 | 214 |
| Persons of negro descent..... | 17 | 3 | | 1 | 3 | 4 | 3 | | 1 | | 2 |
| Single..... | 4 | 3 | | | 1 | | | | | | |
| Married..... | 7 | | | | 1 | 4 | 2 | | | | |
| Widowed..... | 2 | | | | | | | | 1 | | |
| Divorced..... | 2 | | | 1 | 1 | | | | | | |
| Unknown..... | 2 | | | | | | | | | | 2 |

¹Persons of negro descent, Chinese, Japanese, and Indians.

STATISTICS OF POPULATION.

TABLE 30.—CONJUGAL CONDITION OF THE AGGREGATE POPULATION, CLASSIFIED BY SEX, GENERAL NATIVITY, COLOR, AND AGE PERIODS, BY STATES AND TERRITORIES: 1900—Continued.

ARIZONA.

| SEX, GENERAL NATIVITY, COLOR, AND CONJUGAL CONDITION. | Aggregate. | Under 15 years. | 15 to 19 years. | 20 to 24 years. | 25 to 29 years. | 30 to 34 years. | 35 to 44 years. | 45 to 54 years. | 55 to 64 years. | 65 years and over. | Age unknown. |
|---|------------|-----------------|-----------------|-----------------|-----------------|-----------------|-----------------|-----------------|-----------------|--------------------|--------------|
| MALES. | | | | | | | | | | | |
| Aggregate..... | 71,795 | 20,781 | 5,447 | 6,758 | 7,120 | 6,589 | 11,387 | 7,211 | 3,602 | 2,050 | 850 |
| Single..... | 46,030 | 20,768 | 5,227 | 5,839 | 4,092 | 2,859 | 4,038 | 2,156 | 864 | 364 | 323 |
| Married..... | 22,278 | 11 | 165 | 1,311 | 2,887 | 3,493 | 6,702 | 4,321 | 2,117 | 1,106 | 175 |
| Widowed..... | 2,588 | | 4 | 46 | 87 | 170 | 495 | 681 | 576 | 553 | 26 |
| Divorced..... | 345 | | 1 | 20 | 30 | 38 | 118 | 80 | 35 | 22 | 1 |
| Unknown..... | 554 | 2 | 60 | 42 | 24 | 29 | 34 | 23 | 10 | 5 | 325 |
| Native white—native parents..... | 26,631 | 7,994 | 1,968 | 2,529 | 2,660 | 2,389 | 4,145 | 2,600 | 1,337 | 793 | 216 |
| Single..... | 17,756 | 7,994 | 1,952 | 2,170 | 1,658 | 1,101 | 1,599 | 783 | 340 | 172 | 46 |
| Married..... | 7,680 | | 16 | 345 | 963 | 1,220 | 2,370 | 1,562 | 767 | 409 | 28 |
| Widowed..... | 867 | | | 6 | 19 | 50 | 176 | 204 | 208 | 197 | 7 |
| Divorced..... | 152 | | | 6 | 12 | 12 | 47 | 41 | 20 | 14 | 1 |
| Unknown..... | 177 | | | 3 | 8 | 6 | 18 | 10 | 2 | 1 | 134 |
| Native white—foreign parents..... | 14,410 | 6,267 | 1,333 | 1,296 | 1,313 | 1,109 | 1,762 | 851 | 333 | 140 | 6 |
| Single..... | 11,286 | 6,266 | 1,328 | 1,065 | 814 | 547 | 751 | 353 | 120 | 39 | 3 |
| Married..... | 2,315 | 1 | 4 | 221 | 486 | 540 | 914 | 419 | 167 | 61 | 2 |
| Widowed..... | 247 | | | 8 | 9 | 18 | 69 | 64 | 42 | 37 | |
| Divorced..... | 54 | | 1 | 2 | 2 | 4 | 26 | 15 | 3 | 3 | |
| Unknown..... | 8 | | | 2 | 2 | | 2 | | 1 | | 1 |
| Foreign white..... | 14,189 | 965 | 762 | 1,419 | 1,374 | 1,825 | 3,302 | 2,299 | 1,176 | 499 | 68 |
| Single..... | 7,402 | 964 | 751 | 1,176 | 1,142 | 890 | 1,247 | 770 | 327 | 122 | 138 |
| Married..... | 5,910 | 1 | 10 | 229 | 713 | 881 | 1,888 | 1,277 | 643 | 245 | 23 |
| Widowed..... | 749 | | 1 | 6 | 13 | 37 | 135 | 231 | 193 | 129 | 4 |
| Divorced..... | 73 | | | 5 | 4 | 8 | 28 | 16 | 11 | 1 | |
| Unknown..... | 55 | | | 3 | 2 | 9 | 4 | 5 | 2 | 2 | 23 |
| Colored (total) ¹ | 16,565 | 5,555 | 1,384 | 1,514 | 1,273 | 1,266 | 2,178 | 1,461 | 756 | 618 | 560 |
| Single..... | 9,587 | 5,544 | 1,196 | 928 | 478 | 321 | 501 | 250 | 77 | 31 | 261 |
| Married..... | 5,873 | 9 | 125 | 516 | 725 | 852 | 1,530 | 1,063 | 540 | 391 | 122 |
| Widowed..... | 725 | | 3 | 26 | 46 | 65 | 115 | 132 | 133 | 190 | 15 |
| Divorced..... | 66 | | | 10 | 12 | 14 | 17 | 8 | 1 | 4 | |
| Unknown..... | 314 | 2 | 60 | 34 | 12 | 14 | 15 | 8 | 5 | 2 | 162 |
| Persons of negro descent..... | 1,363 | 147 | 68 | 397 | 248 | 143 | 211 | 96 | 33 | 19 | 1 |
| Single..... | 1,035 | 147 | 66 | 381 | 205 | 82 | 96 | 43 | 10 | 4 | 1 |
| Married..... | 253 | | 2 | 9 | 35 | 49 | 92 | 41 | 17 | 8 | |
| Widowed..... | 56 | | | 3 | 7 | 9 | 15 | 10 | 6 | 6 | |
| Divorced..... | 9 | | | 1 | 1 | 1 | 5 | 2 | | | |
| Unknown..... | 10 | | | 3 | 1 | 2 | 3 | | | 1 | |
| FEMALES. | | | | | | | | | | | |
| Aggregate..... | 51,136 | 19,674 | 4,965 | 5,023 | 4,579 | 3,863 | 5,799 | 3,599 | 1,917 | 1,278 | 439 |
| Single..... | 26,206 | 19,586 | 3,632 | 1,469 | 598 | 287 | 247 | 107 | 44 | 37 | 199 |
| Married..... | 20,433 | 43 | 1,201 | 3,310 | 3,695 | 3,235 | 4,709 | 2,536 | 1,064 | 438 | 152 |
| Widowed..... | 3,972 | 1 | 37 | 182 | 226 | 284 | 764 | 871 | 787 | 791 | 29 |
| Divorced..... | 312 | 2 | 26 | 50 | 55 | 54 | 73 | 29 | 18 | 5 | |
| Unknown..... | 213 | 42 | 69 | 12 | 5 | 3 | 6 | 6 | 4 | 7 | 59 |
| Native white—native parents..... | 18,199 | 7,693 | 1,687 | 1,805 | 1,699 | 1,315 | 1,933 | 1,118 | 564 | 349 | 31 |
| Single..... | 10,139 | 7,691 | 1,359 | 582 | 246 | 108 | 85 | 41 | 12 | 8 | 7 |
| Married..... | 7,074 | 2 | 320 | 1,170 | 1,391 | 1,129 | 1,649 | 839 | 372 | 136 | 16 |
| Widowed..... | 884 | | 3 | 89 | 52 | 62 | 175 | 172 | 174 | 208 | 4 |
| Divorced..... | 91 | | | 13 | 10 | 16 | 28 | 15 | 6 | 1 | |
| Unknown..... | 11 | | 3 | 1 | | | 1 | 1 | | 1 | 4 |
| Native white—foreign parents..... | 11,268 | 5,924 | 1,378 | 1,198 | 899 | 657 | 792 | 275 | 99 | 35 | 11 |
| Single..... | 7,734 | 5,919 | 1,125 | 414 | 155 | 64 | 40 | 10 | 2 | 2 | 3 |
| Married..... | 3,162 | 4 | 245 | 743 | 703 | 541 | 655 | 193 | 59 | 8 | 6 |
| Widowed..... | 332 | 1 | 6 | 30 | 37 | 42 | 85 | 69 | 37 | 24 | 1 |
| Divorced..... | 32 | | 2 | 6 | 3 | 8 | 9 | 2 | 1 | 1 | |
| Unknown..... | 8 | | | | 1 | 2 | 3 | 1 | | | 1 |
| Foreign white..... | 8,206 | 962 | 656 | 878 | 985 | 963 | 1,660 | 1,145 | 604 | 325 | 28 |
| Single..... | 2,031 | 959 | 456 | 252 | 115 | 86 | 91 | 42 | 22 | 1 | 7 |
| Married..... | 4,734 | 3 | 195 | 584 | 807 | 778 | 1,261 | 727 | 285 | 84 | 10 |
| Widowed..... | 1,390 | | 3 | 39 | 56 | 95 | 237 | 370 | 294 | 237 | 9 |
| Divorced..... | 44 | | 2 | 6 | 4 | 4 | 20 | 4 | 3 | 2 | |
| Unknown..... | 7 | | | 1 | | | 1 | 2 | | 1 | 2 |
| Colored (total) ¹ | 13,463 | 5,095 | 1,244 | 1,142 | 996 | 928 | 1,409 | 1,061 | 650 | 569 | 369 |
| Single..... | 6,302 | 5,017 | 692 | 221 | 82 | 29 | 31 | 14 | 8 | 26 | 132 |
| Married..... | 5,463 | 34 | 441 | 808 | 794 | 787 | 1,144 | 777 | 343 | 210 | 120 |
| Widowed..... | 1,366 | | 25 | 74 | 81 | 85 | 217 | 260 | 282 | 327 | 15 |
| Divorced..... | 145 | 2 | 20 | 28 | 36 | 26 | 16 | 8 | 8 | 1 | |
| Unknown..... | 137 | 42 | 66 | 11 | 3 | 1 | 1 | 2 | 4 | 5 | 52 |
| Persons of negro descent..... | 485 | 128 | 39 | 65 | 71 | 53 | 82 | 33 | 7 | 6 | 1 |
| Single..... | 207 | 127 | 25 | 25 | 14 | 5 | 7 | 2 | 2 | | |
| Married..... | 216 | 1 | 13 | 36 | 46 | 42 | 56 | 19 | 3 | | |
| Widowed..... | 54 | | 1 | 4 | 8 | 4 | 17 | 12 | 2 | 6 | |
| Divorced..... | 7 | | | | 3 | 2 | 2 | | | | |
| Unknown..... | 1 | | | | | | | | | | 1 |

¹ Persons of negro descent, Chinese, Japanese, and Indians.

CONJUGAL CONDITION.

TABLE 30.—CONJUGAL CONDITION OF THE AGGREGATE POPULATION, CLASSIFIED BY SEX, GENERAL NATIVITY, COLOR, AND AGE PERIODS, BY STATES AND TERRITORIES: 1900—Continued.

ARKANSAS.

| SEX, GENERAL NATIVITY, COLOR, AND CONJUGAL CONDITION. | Aggregate. | Under 15 years. | 15 to 19 years. | 20 to 24 years. | 25 to 29 years. | 30 to 34 years. | 35 to 44 years. | 45 to 54 years. | 55 to 64 years. | 65 years and over. | Age unknown. |
|---|------------|-----------------|-----------------|-----------------|-----------------|-----------------|-----------------|-----------------|-----------------|--------------------|--------------|
| MALES. | | | | | | | | | | | |
| Aggregate..... | 675,312 | 275,045 | 72,904 | 65,210 | 53,668 | 40,508 | 62,896 | 57,684 | 27,591 | 16,810 | 2,996 |
| Single..... | 425,697 | 275,022 | 71,623 | 43,713 | 16,772 | 6,845 | 6,140 | 3,100 | 1,121 | 528 | 888 |
| Married..... | 224,513 | 19 | 1,159 | 20,464 | 34,901 | 31,688 | 52,311 | 48,505 | 22,502 | 11,951 | 1,213 |
| Widowed..... | 22,430 | | 40 | 753 | 1,681 | 1,779 | 4,050 | 5,738 | 8,997 | 4,287 | 155 |
| Divorced..... | 1,287 | | 7 | 102 | 209 | 140 | 313 | 283 | 148 | 76 | 9 |
| Unknown..... | 1,385 | | 4 | 75 | 105 | 56 | 82 | 58 | 23 | 18 | 786 |
| Native white—native parents..... | 463,334 | 194,139 | 51,031 | 43,506 | 36,015 | 27,426 | 43,327 | 37,444 | 18,082 | 10,995 | 1,369 |
| Single..... | 296,857 | 194,124 | 50,052 | 29,824 | 11,889 | 4,463 | 3,835 | 1,843 | 636 | 284 | 407 |
| Married..... | 152,066 | 12 | 901 | 13,122 | 23,559 | 21,862 | 36,898 | 32,174 | 15,084 | 8,087 | 417 |
| Widowed..... | 13,042 | | 27 | 421 | 940 | 1,014 | 2,423 | 3,282 | 2,262 | 2,621 | 52 |
| Divorced..... | 530 | | 3 | 46 | 80 | 60 | 144 | 117 | 85 | 44 | 1 |
| Unknown..... | 739 | | 3 | 48 | 93 | 27 | 27 | 23 | 15 | 9 | 492 |
| Native white—foreign parents..... | 17,625 | 6,164 | 1,826 | 1,465 | 1,492 | 1,381 | 2,341 | 1,659 | 818 | 456 | 23 |
| Single..... | 11,007 | 6,163 | 1,815 | 1,187 | 729 | 402 | 494 | 187 | 53 | 24 | 13 |
| Married..... | 5,925 | 1 | 11 | 258 | 729 | 946 | 1,753 | 1,294 | 632 | 294 | 7 |
| Widowed..... | 634 | | | 11 | 28 | 26 | 135 | 167 | 181 | 136 | |
| Divorced..... | 40 | | | 5 | 4 | 7 | 12 | 8 | 2 | | |
| Unknown..... | 19 | | | 4 | 2 | | 7 | 3 | | | 3 |
| Foreign white..... | 8,911 | 274 | 261 | 527 | 640 | 879 | 1,827 | 2,057 | 1,552 | 852 | 42 |
| Single..... | 2,620 | 272 | 258 | 455 | 339 | 270 | 400 | 326 | 200 | 90 | 10 |
| Married..... | 5,485 | 2 | 3 | 66 | 286 | 592 | 1,345 | 1,533 | 1,118 | 519 | 21 |
| Widowed..... | 748 | | | 3 | 12 | 12 | 73 | 190 | 218 | 235 | 5 |
| Divorced..... | 36 | | | | | | 8 | 6 | 15 | 7 | |
| Unknown..... | 22 | | | 3 | 3 | 5 | 1 | 2 | 1 | 1 | 6 |
| Colored (total) ¹ | 185,442 | 74,468 | 19,786 | 19,712 | 15,521 | 10,822 | 15,401 | 16,524 | 7,139 | 4,507 | 1,562 |
| Single..... | 115,213 | 74,463 | 19,498 | 12,247 | 4,315 | 1,710 | 1,471 | 744 | 232 | 130 | 403 |
| Married..... | 61,037 | 4 | 244 | 7,018 | 10,327 | 8,288 | 12,315 | 13,504 | 5,468 | 3,101 | 768 |
| Widowed..... | 8,006 | | 13 | 318 | 727 | 1,419 | 2,099 | 1,886 | 1,245 | 98 | |
| Divorced..... | 631 | | 4 | 51 | 125 | 73 | 149 | 152 | 46 | 23 | 8 |
| Unknown..... | 555 | | 27 | 78 | 53 | 24 | 47 | 25 | 7 | 8 | 285 |
| Persons of negro descent..... | 185,342 | 74,456 | 19,782 | 19,698 | 15,513 | 10,812 | 15,376 | 16,503 | 7,137 | 4,503 | 1,562 |
| Single..... | 115,151 | 74,451 | 19,495 | 12,236 | 4,311 | 1,705 | 1,461 | 731 | 230 | 128 | 403 |
| Married..... | 61,000 | 4 | 243 | 7,015 | 10,323 | 8,283 | 12,303 | 13,500 | 5,468 | 3,099 | 768 |
| Widowed..... | 8,000 | | 13 | 318 | 727 | 1,416 | 2,096 | 1,886 | 1,245 | 98 | |
| Divorced..... | 630 | | 4 | 51 | 125 | 73 | 149 | 151 | 46 | 23 | 8 |
| Unknown..... | 555 | | 27 | 78 | 53 | 24 | 47 | 25 | 7 | 8 | 285 |
| FEMALES. | | | | | | | | | | | |
| Aggregate..... | 636,252 | 268,668 | 74,009 | 66,457 | 51,142 | 36,412 | 56,925 | 42,600 | 23,327 | 14,534 | 2,178 |
| Single..... | 364,245 | 268,532 | 59,204 | 22,001 | 6,918 | 2,533 | 2,246 | 1,262 | 696 | 418 | 435 |
| Married..... | 223,438 | 125 | 14,023 | 41,096 | 40,214 | 30,453 | 46,773 | 31,685 | 13,500 | 4,458 | 1,106 |
| Widowed..... | 45,993 | 6 | 644 | 2,850 | 3,526 | 3,088 | 7,465 | 9,366 | 8,978 | 9,602 | 458 |
| Divorced..... | 2,119 | | 59 | 448 | 446 | 303 | 418 | 256 | 127 | 23 | 9 |
| Unknown..... | 457 | | 49 | 62 | 33 | 25 | 23 | 31 | 26 | 28 | 170 |
| Native white—native parents..... | 434,334 | 187,244 | 50,550 | 43,285 | 33,912 | 24,551 | 38,306 | 29,284 | 16,643 | 9,862 | 697 |
| Single..... | 252,076 | 187,148 | 40,398 | 14,614 | 4,637 | 1,681 | 1,579 | 976 | 552 | 313 | 178 |
| Married..... | 153,544 | 94 | 9,744 | 27,233 | 27,461 | 21,169 | 32,308 | 22,299 | 9,854 | 3,065 | 317 |
| Widowed..... | 27,633 | 2 | 330 | 1,256 | 1,645 | 1,581 | 4,240 | 5,871 | 6,148 | 6,453 | 107 |
| Divorced..... | 875 | | 57 | 159 | 159 | 112 | 163 | 126 | 73 | 17 | 4 |
| Unknown..... | 206 | | 21 | 23 | 10 | 8 | 11 | 12 | 16 | 14 | 91 |
| Native white—foreign parents..... | 15,101 | 5,864 | 1,769 | 1,562 | 1,397 | 1,153 | 1,703 | 917 | 436 | 284 | 16 |
| Single..... | 8,334 | 5,862 | 1,579 | 754 | 300 | 149 | 129 | 36 | 11 | 8 | 6 |
| Married..... | 5,326 | 1 | 179 | 766 | 1,032 | 930 | 1,389 | 675 | 263 | 85 | 7 |
| Widowed..... | 900 | | 6 | 32 | 58 | 70 | 180 | 200 | 162 | 139 | 2 |
| Divorced..... | 23 | | 1 | 7 | 6 | 3 | 5 | 5 | | | |
| Unknown..... | 13 | | 4 | 3 | 1 | 1 | | 1 | | | 1 |
| Foreign white..... | 5,275 | 246 | 235 | 452 | 484 | 561 | 1,076 | 990 | 771 | 444 | 16 |
| Single..... | 1,014 | 245 | 205 | 251 | 90 | 71 | 72 | 32 | 27 | 20 | 1 |
| Married..... | 3,419 | 1 | 26 | 198 | 381 | 474 | 928 | 765 | 488 | 150 | 8 |
| Widowed..... | 823 | | 2 | 2 | 13 | 14 | 72 | 186 | 253 | 274 | 7 |
| Divorced..... | 13 | | | | | | | 5 | | | |
| Unknown..... | 6 | | 2 | 1 | | 1 | | 2 | | | |
| Colored (total) ¹ | 181,542 | 75,314 | 21,455 | 21,158 | 15,349 | 10,147 | 15,840 | 11,409 | 5,477 | 3,944 | 1,449 |
| Single..... | 102,321 | 75,277 | 17,022 | 6,382 | 1,891 | 632 | 466 | 218 | 106 | 77 | 250 |
| Married..... | 61,149 | 30 | 4,074 | 12,899 | 11,310 | 7,880 | 12,153 | 7,946 | 2,895 | 1,158 | 774 |
| Widowed..... | 16,637 | 3 | 306 | 1,560 | 1,810 | 1,433 | 2,973 | 3,109 | 2,415 | 2,686 | 342 |
| Divorced..... | 1,203 | | 31 | 282 | 281 | 187 | 236 | 120 | 51 | 10 | 5 |
| Unknown..... | 232 | | 22 | 35 | 27 | 15 | 12 | 16 | 10 | 13 | 78 |
| Persons of negro descent..... | 181,514 | 75,306 | 21,449 | 21,155 | 15,348 | 10,145 | 15,835 | 11,409 | 5,475 | 3,943 | 1,449 |
| Single..... | 102,305 | 75,269 | 17,017 | 6,380 | 1,890 | 632 | 466 | 218 | 106 | 77 | 250 |
| Married..... | 61,140 | 30 | 4,073 | 12,898 | 11,340 | 7,878 | 12,148 | 7,946 | 2,895 | 1,158 | 774 |
| Widowed..... | 16,634 | 3 | 306 | 1,560 | 1,810 | 1,433 | 2,973 | 3,109 | 2,413 | 2,685 | 342 |
| Divorced..... | 1,203 | | 31 | 282 | 281 | 187 | 236 | 120 | 51 | 10 | 5 |
| Unknown..... | 232 | | 4 | 35 | 27 | 15 | 12 | 16 | 10 | 13 | 78 |

¹Persons of negro descent, Chinese, Japanese, and Indians.

STATISTICS OF POPULATION.

TABLE 30.—CONJUGAL CONDITION OF THE AGGREGATE POPULATION, CLASSIFIED BY SEX, GENERAL NATIVITY, COLOR, AND AGE PERIODS, BY STATES AND TERRITORIES: 1900—Continued.

CALIFORNIA.

| SEX, GENERAL NATIVITY, COLOR, AND CONJUGAL CONDITION. | Aggregate. | Under 15 years. | 15 to 19 years. | 20 to 24 years. | 25 to 29 years. | 30 to 34 years. | 35 to 44 years. | 45 to 54 years. | 55 to 64 years. | 65 years and over. | Age unknown. |
|---|------------|-----------------|-----------------|-----------------|-----------------|-----------------|-----------------|-----------------|-----------------|--------------------|--------------|
| MALES. | | | | | | | | | | | |
| Aggregate..... | 820,581 | 196,823 | 65,207 | 70,039 | 71,789 | 73,248 | 136,535 | 91,074 | 60,539 | 47,913 | 7,414 |
| Single..... | 501,099 | 196,815 | 64,780 | 61,936 | 46,219 | 33,489 | 47,011 | 24,425 | 14,332 | 9,787 | 2,305 |
| Married..... | 280,011 | 4 | 264 | 7,530 | 24,423 | 37,812 | 88,814 | 59,968 | 38,333 | 26,214 | 1,449 |
| Widowed..... | 29,385 | | 10 | 95 | 495 | 1,098 | 3,988 | 5,419 | 6,961 | 11,167 | 142 |
| Divorced..... | 4,066 | | 3 | 64 | 253 | 419 | 1,126 | 953 | 706 | 527 | 15 |
| Unknown..... | 5,970 | 4 | 150 | 414 | 349 | 330 | 486 | 309 | 207 | 213 | 3,503 |
| Native white—native parents..... | 340,617 | 102,951 | 30,015 | 29,203 | 27,354 | 25,863 | 45,871 | 30,565 | 22,477 | 22,512 | 3,806 |
| Single..... | 211,832 | *102,948 | 29,842 | 25,269 | 16,073 | 10,375 | 12,766 | 5,887 | 3,955 | 3,791 | 926 |
| Married..... | 111,101 | 2 | 100 | 3,539 | 10,720 | 14,685 | 30,793 | 22,078 | 15,472 | 13,191 | 471 |
| Widowed..... | 12,287 | | 4 | 48 | 225 | 467 | 1,621 | 2,070 | 2,663 | 5,154 | 85 |
| Divorced..... | 1,977 | | 3 | 32 | 135 | 182 | 538 | 456 | 331 | 290 | 10 |
| Unknown..... | 3,420 | 1 | 66 | 265 | 201 | 154 | 153 | 74 | 66 | 86 | 2,364 |
| Native white—foreign parents..... | 222,718 | 84,281 | 25,449 | 25,624 | 22,214 | 18,417 | 27,111 | 11,090 | 5,028 | 3,267 | 237 |
| Single..... | 171,040 | 84,278 | 25,345 | 23,297 | 14,996 | 8,774 | 9,819 | 2,975 | 1,237 | 719 | 100 |
| Married..... | 46,963 | 2 | 53 | 2,220 | 6,930 | 9,193 | 16,575 | 7,201 | 3,007 | 1,713 | 69 |
| Widowed..... | 3,549 | | 2 | 26 | 153 | 273 | 869 | 749 | 693 | 782 | 2 |
| Divorced..... | 825 | | | 23 | 88 | 140 | 302 | 146 | 81 | 44 | 1 |
| Unknown..... | 341 | 1 | 49 | 58 | 47 | 37 | 46 | 19 | 10 | 9 | 65 |
| Foreign white..... | 191,812 | 4,221 | 5,471 | 10,191 | 16,870 | 22,815 | 46,550 | 36,871 | 27,022 | 20,067 | 1,734 |
| Single..... | 79,731 | 4,221 | 5,427 | 9,113 | 11,518 | 10,969 | 16,441 | 9,906 | 6,638 | 4,571 | 927 |
| Married..... | 97,905 | | 31 | 1,040 | 5,197 | 11,404 | 23,511 | 24,234 | 16,734 | 10,334 | 420 |
| Widowed..... | 12,119 | | 2 | 10 | 77 | 294 | 1,223 | 2,300 | 3,288 | 4,870 | 55 |
| Divorced..... | 1,198 | | | 3 | 25 | 84 | 270 | 340 | 286 | 188 | 2 |
| Unknown..... | 859 | | 11 | 25 | 63 | 64 | 105 | 91 | 76 | 104 | 330 |
| Colored (total) ¹ | 65,384 | 5,370 | 4,272 | 5,021 | 5,301 | 6,163 | 17,003 | 12,548 | 6,012 | 2,067 | 1,637 |
| Single..... | 38,496 | 5,368 | 4,166 | 4,257 | 3,632 | 3,371 | 8,485 | 5,657 | 2,502 | 706 | 352 |
| Married..... | 24,042 | | 80 | 631 | 1,576 | 2,630 | 3,085 | 6,455 | 3,120 | 976 | 439 |
| Widowed..... | 1,430 | | 2 | 11 | 40 | 64 | 285 | 300 | 317 | 361 | 50 |
| Divorced..... | 66 | | | | 5 | 13 | 16 | 11 | 8 | 5 | 2 |
| Unknown..... | 1,350 | 2 | 24 | 66 | 48 | 75 | 182 | 125 | 65 | 19 | 744 |
| Persons of negro descent..... | 5,766 | 1,480 | 473 | 472 | 414 | 514 | 1,058 | 685 | 322 | 274 | 74 |
| Single..... | 3,440 | 1,480 | 465 | 333 | 237 | 237 | 322 | 153 | 74 | 70 | 19 |
| Married..... | 1,941 | | 2 | 66 | 161 | 252 | 668 | 459 | 191 | 113 | 29 |
| Widowed..... | 269 | | | 2 | 5 | 9 | 57 | 60 | 48 | 86 | 2 |
| Divorced..... | 42 | | | 2 | 2 | 7 | 10 | 9 | 7 | 4 | 1 |
| Unknown..... | 74 | | 6 | 19 | 9 | 9 | 1 | 4 | 2 | 1 | 23 |
| FEMALES. | | | | | | | | | | | |
| Aggregate..... | 664,522 | 193,008 | 62,877 | 66,510 | 62,530 | 55,855 | 90,801 | 60,395 | 40,853 | 28,933 | 2,760 |
| Single..... | 339,736 | 192,932 | 57,999 | 39,936 | 20,583 | 10,436 | 10,211 | 3,811 | 1,932 | 1,213 | 608 |
| Married..... | 260,294 | 17 | 4,668 | 25,455 | 39,581 | 41,970 | 41,970 | 43,118 | 23,721 | 10,314 | 1,113 |
| Widowed..... | 59,049 | | 69 | 622 | 1,645 | 2,694 | 8,904 | 12,696 | 14,858 | 17,197 | 363 |
| Divorced..... | 4,269 | | 49 | 381 | 663 | 703 | 1,269 | 736 | 297 | 147 | 18 |
| Unknown..... | 1,174 | 7 | 92 | 116 | 73 | 47 | 60 | 34 | 25 | 62 | 658 |
| Native white—native parents..... | 303,811 | 100,637 | 30,268 | 28,933 | 25,346 | 22,341 | 37,620 | 25,511 | 18,001 | 13,632 | 1,422 |
| Single..... | 163,586 | 100,625 | 27,856 | 16,531 | 7,634 | 3,837 | 4,070 | 1,494 | 741 | 451 | 237 |
| Married..... | 112,455 | 5 | 2,307 | 11,902 | 16,642 | 16,642 | 29,345 | 18,667 | 11,015 | 5,120 | 454 |
| Widowed..... | 24,864 | | 38 | 303 | 721 | 1,102 | 3,543 | 4,963 | 6,089 | 8,002 | 102 |
| Divorced..... | 2,143 | | 27 | 197 | 316 | 365 | 633 | 372 | 145 | 79 | 8 |
| Unknown..... | 763 | 5 | 40 | 50 | 33 | 19 | 29 | 15 | 11 | 30 | 531 |
| Native white—foreign parents..... | 219,076 | 83,153 | 26,413 | 27,447 | 23,766 | 18,184 | 24,609 | 9,492 | 3,894 | 1,922 | 186 |
| Single..... | 144,443 | 83,152 | 24,891 | 18,147 | 9,376 | 4,315 | 3,490 | 700 | 201 | 86 | 85 |
| Married..... | 64,421 | 5 | 1,455 | 3,940 | 13,542 | 12,723 | 18,188 | 6,668 | 2,131 | 663 | 61 |
| Widowed..... | 3,864 | | 13 | 184 | 568 | 899 | 2,523 | 2,006 | 1,481 | 1,171 | 14 |
| Divorced..... | 1,174 | | 18 | 131 | 256 | 226 | 390 | 118 | 30 | 5 | |
| Unknown..... | 174 | 1 | 41 | 45 | 24 | 16 | 13 | | 1 | 7 | 26 |
| Foreign white..... | 124,693 | 4,173 | 4,733 | 8,362 | 11,830 | 13,994 | 26,402 | 23,956 | 13,146 | 12,499 | 593 |
| Single..... | 23,814 | 4,169 | 4,121 | 4,532 | 3,196 | 2,053 | 2,495 | 1,537 | 964 | 641 | 106 |
| Married..... | 76,389 | 4 | 597 | 3,702 | 8,237 | 11,245 | 21,141 | 16,810 | 10,088 | 4,249 | 256 |
| Widowed..... | 23,431 | | 8 | 79 | 250 | 555 | 2,533 | 6,364 | 6,969 | 7,535 | 158 |
| Divorced..... | 346 | | 3 | 39 | 77 | 102 | 222 | 115 | 115 | 55 | 1 |
| Unknown..... | 163 | | 9 | 10 | 10 | 9 | 11 | 13 | 10 | 19 | 72 |
| Colored (total) ¹ | 16,942 | 5,040 | 1,453 | 1,718 | 1,588 | 1,336 | 2,170 | 1,436 | 812 | 830 | 559 |
| Single..... | 7,393 | 5,036 | 1,131 | 726 | 382 | 181 | 156 | 80 | 46 | 35 | 120 |
| Married..... | 7,029 | 3 | 309 | 911 | 1,080 | 1,029 | 1,633 | 973 | 497 | 292 | 312 |
| Widowed..... | 1,840 | | 10 | 56 | 106 | 108 | 300 | 363 | 319 | 489 | 89 |
| Divorced..... | 76 | | 1 | 14 | 14 | 15 | 24 | 14 | 7 | 8 | 9 |
| Unknown..... | 104 | 1 | 2 | 11 | 6 | 3 | 7 | 6 | 3 | 6 | 29 |
| Persons of negro descent..... | 5,279 | 1,496 | 467 | 501 | 504 | 467 | 842 | 510 | 237 | 194 | 61 |
| Single..... | 2,493 | 1,495 | 421 | 260 | 123 | 79 | 63 | 29 | 10 | 9 | 4 |
| Married..... | 1,979 | 1 | 43 | 216 | 319 | 322 | 602 | 303 | 91 | 52 | 25 |
| Widowed..... | 729 | | 3 | 17 | 50 | 56 | 156 | 164 | 131 | 132 | 20 |
| Divorced..... | 67 | | | 6 | 10 | 10 | 18 | 9 | 5 | 1 | 3 |
| Unknown..... | 11 | | | 2 | 2 | | | | | | 4 |

¹ Persons of negro descent, Chinese, Japanese, and Indians.

CONJUGAL CONDITION.

261

TABLE 30.—CONJUGAL CONDITION OF THE AGGREGATE POPULATION, CLASSIFIED BY SEX, GENERAL NATIVITY, COLOR, AND AGE PERIODS, BY STATES AND TERRITORIES: 1900—Continued.

COLORADO.

| SEX, GENERAL NATIVITY, COLOR, AND CONJUGAL CONDITION. | Aggregate. | Under 15 years. | 15 to 19 years. | 20 to 24 years. | 25 to 29 years. | 30 to 34 years. | 35 to 44 years. | 45 to 54 years. | 55 to 64 years. | 65 years and over. | Age unknown. |
|---|------------|-----------------|-----------------|-----------------|-----------------|-----------------|-----------------|-----------------|-----------------|--------------------|--------------|
| MALES. | | | | | | | | | | | |
| Aggregate..... | 295,332 | 82,175 | 22,639 | 26,214 | 27,924 | 28,115 | 50,820 | 30,859 | 15,291 | 7,744 | 3,551 |
| Single..... | 176,063 | 82,172 | 22,479 | 22,178 | 16,254 | 10,778 | 12,964 | 5,733 | 2,140 | 726 | 639 |
| Married..... | 105,904 | 2 | 125 | 3,784 | 11,164 | 16,568 | 35,550 | 22,493 | 10,944 | 4,808 | 466 |
| Widowed..... | 8,903 | | 3 | 67 | 250 | 521 | 1,737 | 2,212 | 1,962 | 2,098 | 53 |
| Divorced..... | 1,178 | | 21 | 85 | 125 | 344 | 806 | 193 | 8 | 94 | 10 |
| Unknown..... | 3,284 | 1 | 82 | 164 | 171 | 123 | 225 | 115 | 52 | 18 | 2,333 |
| Native white—native parents..... | 168,158 | 51,432 | 14,189 | 15,603 | 15,344 | 14,395 | 25,068 | 15,871 | 8,495 | 4,717 | 3,044 |
| Single..... | 101,799 | 51,431 | 14,071 | 12,955 | 8,395 | 5,054 | 5,681 | 2,439 | 955 | 348 | 470 |
| Married..... | 57,933 | 1 | 94 | 2,481 | 6,616 | 8,885 | 18,108 | 12,021 | 6,339 | 3,065 | 328 |
| Widowed..... | 4,901 | | 2 | 40 | 164 | 300 | 922 | 1,150 | 1,054 | 1,237 | 32 |
| Divorced..... | 704 | | | 13 | 48 | 72 | 206 | 185 | 115 | 87 | 8 |
| Unknown..... | 2,821 | | 22 | 114 | 121 | 84 | 156 | 76 | 32 | 10 | 2,206 |
| Native white—foreign parents..... | 65,910 | 27,797 | 6,120 | 5,001 | 3,489 | 2,086 | 2,507 | 941 | 237 | 62 | 29 |
| Single..... | 48,269 | 1 | 18 | 666 | 2,106 | 2,844 | 6,222 | 3,042 | 993 | 329 | 24 |
| Married..... | 16,245 | | | 16 | 46 | 92 | 284 | 323 | 199 | 149 | 1 |
| Widowed..... | 1,110 | | | 4 | 18 | 24 | 65 | 36 | 21 | 10 | 1 |
| Divorced..... | 179 | | | 4 | 21 | 10 | 15 | 14 | 2 | 3 | 11 |
| Unknown..... | 107 | | 4 | 27 | 21 | 10 | 15 | 14 | 2 | 3 | |
| Foreign white..... | 55,422 | 1,735 | 1,865 | 4,404 | 6,271 | 8,018 | 15,499 | 9,927 | 5,014 | 2,378 | 311 |
| Single..... | 22,665 | 1,734 | 1,848 | 3,822 | 4,029 | 3,375 | 4,397 | 2,153 | 833 | 303 | 121 |
| Married..... | 29,636 | | 10 | 552 | 2,175 | 4,488 | 10,540 | 7,011 | 3,405 | 1,362 | 98 |
| Widowed..... | 2,619 | | 1 | 6 | 29 | 106 | 454 | 670 | 655 | 681 | 17 |
| Divorced..... | 260 | | 3 | 3 | 14 | 25 | 63 | 72 | 55 | 27 | 1 |
| Unknown..... | 242 | 1 | 6 | 21 | 24 | 24 | 45 | 21 | 16 | 5 | 79 |
| Colored (total) ¹ | 5,842 | 1,210 | 443 | 493 | 629 | 646 | 1,160 | 705 | 330 | 96 | 130 |
| Single..... | 3,330 | 1,210 | 440 | 400 | 341 | 263 | 379 | 200 | 65 | 13 | 19 |
| Married..... | 2,090 | | 3 | 85 | 267 | 351 | 685 | 419 | 207 | 52 | 21 |
| Widowed..... | 273 | | | 5 | 11 | 23 | 77 | 69 | 54 | 31 | 3 |
| Divorced..... | 35 | | | 1 | 5 | 4 | 10 | 13 | 2 | | |
| Unknown..... | 114 | | 2 | 5 | 5 | 5 | 9 | 4 | 2 | | 87 |
| Persons of negro descent..... | 4,473 | 871 | 310 | 408 | 544 | 530 | 876 | 500 | 229 | 76 | 129 |
| Single..... | 2,391 | 871 | 307 | 322 | 233 | 195 | 240 | 110 | 35 | 9 | 19 |
| Married..... | 1,706 | | 3 | 79 | 245 | 309 | 549 | 318 | 144 | 35 | 21 |
| Widowed..... | 235 | | | 5 | 8 | 19 | 69 | 56 | 46 | 29 | 3 |
| Divorced..... | 35 | | | 1 | 5 | 4 | 10 | 13 | 2 | | |
| Unknown..... | 106 | | 1 | 3 | 3 | 3 | 8 | 3 | 2 | | 86 |
| FEMALES. | | | | | | | | | | | |
| Aggregate..... | 244,368 | 80,972 | 22,375 | 23,386 | 23,411 | 21,823 | 34,871 | 20,080 | 10,599 | 5,902 | 999 |
| Single..... | 123,729 | 80,946 | 19,501 | 10,817 | 5,233 | 2,771 | 2,661 | 1,037 | 334 | 152 | 177 |
| Married..... | 102,410 | 22 | 2,814 | 12,093 | 17,171 | 17,733 | 28,634 | 15,110 | 6,473 | 1,988 | 372 |
| Widowed..... | 16,211 | 1 | 21 | 292 | 662 | 1,047 | 3,143 | 3,654 | 3,617 | 3,711 | 63 |
| Divorced..... | 1,282 | 1 | 21 | 121 | 215 | 213 | 380 | 197 | 98 | 30 | 6 |
| Unknown..... | 736 | 2 | 18 | 63 | 80 | 59 | 53 | 32 | 27 | 21 | 381 |
| Native white—native parents..... | 143,177 | 50,668 | 13,757 | 13,768 | 12,873 | 11,615 | 18,250 | 11,282 | 6,469 | 3,662 | 833 |
| Single..... | 74,915 | 50,650 | 11,757 | 6,106 | 2,739 | 1,437 | 1,261 | 535 | 193 | 92 | 145 |
| Married..... | 57,693 | 17 | 1,958 | 7,359 | 9,580 | 9,456 | 15,126 | 8,620 | 4,027 | 1,256 | 294 |
| Widowed..... | 9,201 | | 12 | 180 | 379 | 552 | 1,600 | 1,981 | 2,175 | 2,284 | 38 |
| Divorced..... | 790 | | 17 | 80 | 125 | 134 | 234 | 126 | 53 | 18 | 3 |
| Unknown..... | 578 | 1 | 13 | 43 | 50 | 36 | 29 | 20 | 21 | 12 | 353 |
| Native white—foreign parents..... | 61,326 | 27,510 | 6,411 | 5,784 | 5,613 | 4,680 | 7,136 | 2,808 | 963 | 387 | 34 |
| Single..... | 39,610 | 27,507 | 5,912 | 3,043 | 1,469 | 698 | 717 | 194 | 47 | 10 | 13 |
| Married..... | 19,219 | 2 | 491 | 2,634 | 3,933 | 3,708 | 5,674 | 2,046 | 572 | 126 | 13 |
| Widowed..... | 2,210 | 1 | 3 | 53 | 150 | 218 | 665 | 540 | 329 | 249 | 2 |
| Divorced..... | 249 | | 2 | 30 | 32 | 50 | 73 | 26 | 15 | 1 | |
| Unknown..... | 38 | | 3 | 4 | 9 | 6 | 7 | 2 | | 1 | 6 |
| Foreign white..... | 35,053 | 1,610 | 1,745 | 3,300 | 4,341 | 5,024 | 8,708 | 5,510 | 2,997 | 1,742 | 76 |
| Single..... | 7,056 | 1,607 | 1,432 | 1,431 | 927 | 560 | 632 | 280 | 136 | 46 | 5 |
| Married..... | 23,606 | 2 | 307 | 1,825 | 3,294 | 4,223 | 7,308 | 4,203 | 1,806 | 590 | 48 |
| Widowed..... | 4,133 | | 5 | 25 | 84 | 207 | 706 | 981 | 1,023 | 1,092 | 10 |
| Divorced..... | 176 | | | 7 | 23 | 21 | 48 | 38 | 27 | 10 | 2 |
| Unknown..... | 32 | 1 | 1 | 12 | 13 | 13 | 14 | 8 | 5 | 4 | 11 |
| Colored (total) ¹ | 4,812 | 1,184 | 462 | 534 | 584 | 504 | 777 | 430 | 170 | 111 | 56 |
| Single..... | 2,148 | 1,182 | 400 | 237 | 143 | 76 | 51 | 28 | 8 | 4 | 14 |
| Married..... | 1,892 | 1 | 58 | 255 | 364 | 346 | 526 | 241 | 68 | 16 | 17 |
| Widowed..... | 667 | | 1 | 34 | 49 | 70 | 172 | 152 | 90 | 86 | 13 |
| Divorced..... | 67 | | 2 | 4 | 15 | 8 | 25 | 7 | 3 | 1 | 1 |
| Unknown..... | 38 | | 1 | 4 | 8 | 4 | 3 | 2 | 1 | 4 | 11 |
| Persons of negro descent..... | 4,097 | 912 | 365 | 456 | 523 | 469 | 723 | 356 | 143 | 90 | 55 |
| Single..... | 1,700 | 911 | 310 | 192 | 130 | 69 | 46 | 21 | 5 | 2 | 14 |
| Married..... | 1,701 | 1 | 51 | 228 | 335 | 324 | 487 | 195 | 51 | 12 | 17 |
| Widowed..... | 595 | | 1 | 29 | 40 | 65 | 162 | 132 | 83 | 71 | 12 |
| Divorced..... | 64 | | 2 | 4 | 15 | 7 | 25 | 6 | 3 | 1 | 1 |
| Unknown..... | 37 | | 1 | 3 | 8 | 4 | 3 | 2 | 1 | 4 | 11 |

¹ Persons of negro descent, Chinese, Japanese, and Indians.

STATISTICS OF POPULATION.

TABLE 30.—CONJUGAL CONDITION OF THE AGGREGATE POPULATION, CLASSIFIED BY SEX, GENERAL NATIVITY, COLOR, AND AGE PERIODS, BY STATES AND TERRITORIES: 1900—Continued.

CONNECTICUT.

| SEX, GENERAL NATIVITY, COLOR, AND CONJUGAL CONDITION. | Aggregate. | Under 15 years. | 15 to 19 years. | 20 to 24 years. | 25 to 29 years. | 30 to 34 years. | 35 to 44 years. | 45 to 54 years. | 55 to 64 years. | 65 years and over. | Age unknown. |
|---|------------|-----------------|-----------------|-----------------|-----------------|-----------------|-----------------|-----------------|-----------------|--------------------|--------------|
| MALES. | | | | | | | | | | | |
| Aggregate..... | 454,294 | 127,485 | 88,119 | 48,321 | 44,297 | 39,654 | 64,848 | 44,208 | 28,301 | 23,333 | 728 |
| Single..... | 259,548 | 127,479 | 87,911 | 36,370 | 23,269 | 12,470 | 12,751 | 5,354 | 2,347 | 1,397 | 200 |
| Married..... | 176,660 | 5 | 183 | 6,773 | 20,589 | 26,496 | 49,681 | 35,626 | 21,965 | 15,139 | 203 |
| Widowed..... | 16,361 | | 3 | 91 | 320 | 532 | 2,055 | 2,888 | 3,760 | 6,666 | 46 |
| Divorced..... | 1,057 | | | 15 | 55 | 101 | 280 | 293 | 201 | 108 | 4 |
| Unknown..... | 668 | 1 | 22 | 72 | 64 | 55 | 81 | 47 | 28 | 23 | 275 |
| Native white—native parents..... | 184,425 | 51,971 | 15,453 | 15,736 | 14,268 | 12,802 | 23,102 | 20,352 | 15,159 | 15,190 | 392 |
| Single..... | 100,368 | 51,970 | 15,348 | 12,928 | 6,936 | 3,729 | 4,426 | 2,580 | 1,420 | 973 | 108 |
| Married..... | 74,933 | 1 | 91 | 2,733 | 7,155 | 8,754 | 17,631 | 16,424 | 11,916 | 10,106 | 57 |
| Widowed..... | 7,993 | | 2 | 34 | 114 | 201 | 794 | 1,170 | 1,649 | 4,014 | 15 |
| Divorced..... | 765 | | | 9 | 36 | 71 | 190 | 210 | 158 | 37 | 4 |
| Unknown..... | 366 | | 12 | 27 | 27 | 17 | 31 | 18 | 16 | 10 | 206 |
| Native white—foreign parents..... | 139,111 | 66,765 | 14,741 | 13,840 | 12,590 | 9,714 | 14,310 | 5,160 | 1,403 | 531 | 57 |
| Single..... | 110,518 | 66,762 | 14,694 | 12,291 | 7,895 | 4,038 | 3,761 | 876 | 148 | 29 | 24 |
| Married..... | 26,952 | 2 | 43 | 1,499 | 4,580 | 5,505 | 10,013 | 3,906 | 1,033 | 328 | 23 |
| Widowed..... | 1,447 | | | 32 | 92 | 142 | 480 | 339 | 188 | 172 | 2 |
| Divorced..... | 123 | | | 4 | 10 | 17 | 45 | 31 | 14 | 2 | |
| Unknown..... | 71 | 1 | 4 | 14 | 13 | 12 | 11 | 8 | | | 8 |
| Foreign white..... | 122,317 | 6,814 | 7,293 | 12,898 | 16,497 | 16,405 | 26,222 | 17,811 | 11,295 | 7,326 | 256 |
| Single..... | 44,071 | 6,812 | 7,242 | 10,494 | 7,962 | 4,423 | 4,204 | 1,784 | 718 | 368 | 64 |
| Married..... | 71,373 | 2 | 45 | 2,357 | 8,399 | 11,774 | 21,227 | 14,680 | 8,716 | 4,561 | 112 |
| Widowed..... | 6,525 | | 1 | 19 | 105 | 171 | 723 | 1,824 | 1,824 | 2,372 | 28 |
| Divorced..... | 142 | | | 1 | 8 | 13 | 35 | 44 | 26 | 15 | |
| Unknown..... | 206 | | 5 | 27 | 23 | 24 | 33 | 21 | 11 | 10 | 52 |
| Colored (total) ¹ | 7,941 | 1,935 | 632 | 847 | 942 | 733 | 1,214 | 885 | 444 | 236 | 23 |
| Single..... | 4,591 | 1,935 | 627 | 657 | 476 | 280 | 360 | 164 | 61 | 27 | 4 |
| Married..... | 2,902 | | 4 | 179 | 455 | 438 | 730 | 616 | 280 | 144 | 11 |
| Widowed..... | 386 | | | 6 | 9 | 18 | 68 | 97 | 99 | 108 | 1 |
| Divorced..... | 27 | | | 1 | 1 | | 10 | 8 | 3 | 4 | |
| Unknown..... | 25 | | 1 | 4 | 1 | 2 | 6 | | 1 | 3 | 7 |
| Persons of negro descent..... | 7,247 | 1,908 | 612 | 788 | 822 | 607 | 1,002 | 789 | 422 | 276 | 21 |
| Single..... | 4,110 | 1,908 | 607 | 601 | 379 | 189 | 231 | 112 | 54 | 25 | 4 |
| Married..... | 2,708 | | 4 | 177 | 432 | 399 | 700 | 575 | 268 | 142 | 11 |
| Widowed..... | 385 | | | 6 | 9 | 18 | 58 | 95 | 96 | 102 | 1 |
| Divorced..... | 26 | | | 1 | 1 | | 10 | 7 | 3 | 4 | |
| Unknown..... | 18 | | 1 | 3 | 1 | 1 | 3 | | 1 | 3 | 5 |
| FEMALES. | | | | | | | | | | | |
| Aggregate..... | 454,126 | 126,836 | 89,218 | 44,715 | 43,294 | 37,127 | 60,682 | 43,277 | 31,023 | 27,517 | 437 |
| Single..... | 238,453 | 126,819 | 86,908 | 28,952 | 16,302 | 8,665 | 10,060 | 5,031 | 3,100 | 2,508 | 113 |
| Married..... | 173,524 | 15 | 2,268 | 15,449 | 26,166 | 27,105 | 45,777 | 30,261 | 17,682 | 8,735 | 166 |
| Widowed..... | 40,387 | 1 | 16 | 198 | 642 | 1,164 | 6,500 | 7,608 | 10,034 | 16,149 | 75 |
| Divorced..... | 1,459 | | 9 | 72 | 154 | 174 | 412 | 351 | 189 | 97 | 1 |
| Unknown..... | 303 | 1 | 22 | 44 | 30 | 19 | 33 | 26 | 18 | 23 | 82 |
| Native white—native parents..... | 188,358 | 51,155 | 15,093 | 15,000 | 14,100 | 12,739 | 23,319 | 20,950 | 17,442 | 13,369 | 186 |
| Single..... | 94,308 | 51,147 | 14,156 | 9,315 | 5,098 | 3,072 | 4,324 | 2,985 | 2,210 | 1,945 | 56 |
| Married..... | 72,215 | 7 | 920 | 5,337 | 8,694 | 9,169 | 17,181 | 14,640 | 10,183 | 5,832 | 52 |
| Widowed..... | 20,688 | | 6 | 84 | 208 | 333 | 1,527 | 3,057 | 4,906 | 10,498 | 19 |
| Divorced..... | 996 | | 7 | 40 | 98 | 109 | 274 | 257 | 134 | 81 | 1 |
| Unknown..... | 151 | 1 | 9 | 24 | 7 | 6 | 13 | 11 | 9 | 13 | 53 |
| Native white—foreign parents..... | 143,184 | 66,914 | 14,978 | 14,379 | 13,616 | 10,421 | 14,739 | 5,303 | 1,540 | 705 | 34 |
| Single..... | 107,109 | 66,909 | 14,489 | 11,224 | 6,707 | 3,442 | 3,357 | 742 | 160 | 67 | 12 |
| Married..... | 32,165 | 5 | 478 | 3,574 | 6,671 | 6,607 | 10,132 | 3,603 | 864 | 220 | 11 |
| Widowed..... | 3,591 | | 3 | 51 | 191 | 338 | 1,159 | 928 | 501 | 415 | 5 |
| Divorced..... | 217 | | | 20 | 38 | 31 | 78 | 33 | 14 | 3 | |
| Unknown..... | 52 | | 8 | 10 | 9 | 3 | 13 | 2 | 1 | | 6 |
| Foreign white..... | 114,579 | 6,780 | 8,315 | 13,747 | 14,670 | 13,299 | 21,479 | 16,302 | 11,666 | 8,121 | 200 |
| Single..... | 32,319 | 6,777 | 7,497 | 7,721 | 4,195 | 2,011 | 2,204 | 1,232 | 685 | 458 | 39 |
| Married..... | 66,301 | 2 | 808 | 5,964 | 10,235 | 10,849 | 17,603 | 11,619 | 6,501 | 2,623 | 97 |
| Widowed..... | 15,172 | 1 | 4 | 46 | 212 | 404 | 1,619 | 3,388 | 4,437 | 5,014 | 47 |
| Divorced..... | 195 | | 7 | 17 | 26 | 17 | 47 | 51 | 11 | 11 | |
| Unknown..... | 92 | | 5 | 9 | 11 | 9 | 6 | 12 | 8 | 15 | 17 |
| Colored (total) ¹ | 8,055 | 1,937 | 827 | 1,089 | 908 | 668 | 1,145 | 717 | 375 | 322 | 17 |
| Single..... | 4,217 | 1,936 | 761 | 692 | 302 | 140 | 175 | 72 | 45 | 38 | 6 |
| Married..... | 2,343 | 1 | 62 | 374 | 566 | 480 | 761 | 399 | 134 | 60 | 6 |
| Widowed..... | 936 | | 3 | 17 | 31 | 39 | 195 | 235 | 190 | 222 | 4 |
| Divorced..... | 51 | | 1 | 5 | 6 | 8 | 13 | 10 | 6 | 2 | |
| Unknown..... | 8 | | | 1 | 3 | 1 | 1 | 1 | | | 1 |
| Persons of negro descent..... | 7,979 | 1,965 | 823 | 1,082 | 904 | 662 | 1,138 | 704 | 369 | 315 | 17 |
| Single..... | 4,180 | 1,964 | 753 | 637 | 302 | 139 | 173 | 70 | 45 | 36 | 6 |
| Married..... | 2,317 | 1 | 61 | 373 | 563 | 475 | 757 | 394 | 129 | 53 | 6 |
| Widowed..... | 923 | | 3 | 16 | 30 | 39 | 194 | 229 | 189 | 219 | 4 |
| Divorced..... | 51 | | 1 | 5 | 6 | 8 | 13 | 10 | 6 | 2 | |
| Unknown..... | 8 | | | 1 | 3 | 1 | 1 | 1 | | | 1 |

¹ Persons of negro descent, Chinese, Japanese, and Indians.

CONJUGAL CONDITION.

263

TABLE 30.—CONJUGAL CONDITION OF THE AGGREGATE POPULATION, CLASSIFIED BY SEX, GENERAL NATIVITY, COLOR, AND AGE PERIODS, BY STATES AND TERRITORIES: 1900—Continued.

DELAWARE.

| SEX, GENERAL NATIVITY, COLOR, AND CONJUGAL CONDITION. | Aggregate. | Under 15 years. | 15 to 19 years. | 20 to 24 years. | 25 to 29 years. | 30 to 34 years. | 35 to 44 years. | 45 to 54 years. | 55 to 64 years. | 65 years and over. | Age unknown. |
|---|------------|-----------------|-----------------|-----------------|-----------------|-----------------|-----------------|-----------------|-----------------|--------------------|--------------|
| MALES. | | | | | | | | | | | |
| Aggregate..... | 94,158 | 29,301 | 9,053 | 8,865 | 7,979 | 6,810 | 12,787 | 9,212 | 5,724 | 4,140 | 287 |
| Single..... | 55,059 | 29,300 | 8,943 | 6,990 | 3,774 | 1,963 | 2,250 | 1,036 | 470 | 242 | 91 |
| Married..... | 35,306 | 1,777 | 74 | 1,777 | 4,042 | 4,667 | 9,994 | 7,443 | 4,501 | 2,703 | 105 |
| Widowed..... | 3,304 | | 3 | 22 | 38 | 135 | 463 | 673 | 719 | 1,176 | 25 |
| Divorced..... | 94 | | 1 | 8 | 9 | 33 | 26 | 11 | 5 | 1 | 1 |
| Unknown..... | 395 | 1 | 33 | 75 | 67 | 36 | 47 | 34 | 23 | 14 | 65 |
| Native white—native parents..... | | | | | | | | | | | |
| Aggregate..... | 59,848 | 19,498 | 5,920 | 5,492 | 4,733 | 4,010 | 7,536 | 5,916 | 3,814 | 2,776 | 153 |
| Single..... | 34,964 | 19,497 | 5,845 | 4,250 | 2,100 | 1,050 | 1,146 | 605 | 287 | 143 | 41 |
| Married..... | 22,667 | | 54 | 1,193 | 2,534 | 2,857 | 6,098 | 4,892 | 3,098 | 1,894 | 47 |
| Widowed..... | 1,904 | | | 14 | 51 | 76 | 242 | 378 | 412 | 723 | 8 |
| Divorced..... | 59 | | | | 3 | 3 | 20 | 21 | 5 | 4 | 1 |
| Unknown..... | 254 | 1 | 21 | 35 | 43 | 24 | 30 | 20 | 12 | 12 | 56 |
| Native white—foreign parents..... | | | | | | | | | | | |
| Aggregate..... | 11,108 | 4,229 | 1,096 | 1,072 | 1,037 | 880 | 1,588 | 742 | 298 | 160 | 6 |
| Single..... | 7,807 | 4,229 | 1,090 | 929 | 639 | 346 | 405 | 116 | 35 | 13 | 5 |
| Married..... | 3,055 | | 3 | 134 | 384 | 512 | 1,116 | 578 | 227 | 100 | 1 |
| Widowed..... | 216 | | | 5 | 11 | 19 | 58 | 44 | 32 | 47 | |
| Divorced..... | 9 | | | 1 | 1 | 1 | 4 | 1 | 1 | | |
| Unknown..... | 21 | | 3 | 3 | 2 | 2 | 5 | 3 | 3 | | |
| Foreign white..... | | | | | | | | | | | |
| Aggregate..... | 7,530 | 317 | 366 | 660 | 343 | 906 | 1,697 | 1,186 | 840 | 677 | 38 |
| Single..... | 2,518 | 317 | 364 | 547 | 456 | 269 | 295 | 139 | 78 | 41 | 12 |
| Married..... | 4,457 | | 2 | 109 | 382 | 625 | 1,349 | 942 | 632 | 398 | 18 |
| Widowed..... | 527 | | | 1 | 3 | 11 | 43 | 100 | 129 | 236 | 4 |
| Divorced..... | 4 | | | | | | 2 | | 1 | 1 | |
| Unknown..... | 24 | | | 3 | 2 | 1 | 8 | 5 | | 1 | 4 |
| Colored (total) ¹ | | | | | | | | | | | |
| Aggregate..... | 15,672 | 5,267 | 1,671 | 1,641 | 1,366 | 1,014 | 1,966 | 1,368 | 772 | 527 | 90 |
| Single..... | 9,770 | 5,257 | 1,644 | 1,264 | 579 | 298 | 404 | 176 | 70 | 45 | 33 |
| Married..... | 5,127 | | 13 | 341 | 742 | 673 | 1,431 | 1,031 | 544 | 311 | 39 |
| Widowed..... | 657 | | 3 | 2 | 23 | 29 | 120 | 151 | 146 | 170 | 13 |
| Divorced..... | 22 | | | | 2 | 5 | 7 | 4 | 4 | | |
| Unknown..... | 96 | | 9 | 34 | 20 | 9 | 4 | 6 | 8 | 1 | 5 |
| Persons of negro descent..... | | | | | | | | | | | |
| Aggregate..... | 15,616 | 5,256 | 1,669 | 1,638 | 1,355 | 1,008 | 1,940 | 1,363 | 770 | 527 | 90 |
| Single..... | 9,735 | 5,256 | 1,642 | 1,262 | 572 | 292 | 388 | 175 | 70 | 45 | 33 |
| Married..... | 5,108 | | 15 | 341 | 739 | 673 | 1,421 | 1,027 | 542 | 311 | 39 |
| Widowed..... | 657 | | 3 | 2 | 23 | 29 | 120 | 151 | 146 | 170 | 13 |
| Divorced..... | 22 | | | | 2 | 5 | 7 | 4 | 4 | | |
| Unknown..... | 94 | | 9 | 33 | 19 | 9 | 4 | 6 | 8 | 1 | 5 |
| FEMALES. | | | | | | | | | | | |
| Aggregate..... | 90,577 | 28,680 | 8,820 | 8,705 | 7,608 | 6,574 | 11,779 | 8,248 | 5,613 | 4,323 | 222 |
| Single..... | 48,263 | 28,675 | 7,975 | 4,641 | 2,403 | 1,226 | 1,576 | 798 | 492 | 410 | 61 |
| Married..... | 34,960 | 5 | 811 | 3,969 | 5,011 | 5,065 | 9,319 | 6,068 | 3,284 | 1,333 | 90 |
| Widowed..... | 7,074 | | 9 | 70 | 159 | 249 | 340 | 1,344 | 1,800 | 2,553 | 45 |
| Divorced..... | 130 | | | 6 | 20 | 25 | 30 | 25 | 16 | 7 | 1 |
| Unknown..... | 150 | | 24 | 19 | 10 | 9 | 14 | 13 | 21 | 15 | 25 |
| Native white—native parents..... | | | | | | | | | | | |
| Aggregate..... | 53,131 | 18,899 | 5,876 | 5,387 | 4,594 | 3,971 | 7,184 | 5,425 | 3,733 | 2,972 | 90 |
| Single..... | 31,180 | 18,897 | 5,293 | 2,774 | 1,341 | 704 | 940 | 547 | 359 | 296 | 24 |
| Married..... | 22,619 | 2 | 561 | 2,662 | 3,162 | 3,126 | 5,808 | 4,090 | 2,351 | 920 | 37 |
| Widowed..... | 4,204 | | 2 | 34 | 72 | 120 | 409 | 761 | 1,052 | 1,740 | 14 |
| Divorced..... | 91 | | | 5 | 15 | 17 | 20 | 17 | 10 | 6 | 1 |
| Unknown..... | 87 | | 15 | 12 | 4 | 4 | 7 | 10 | 11 | 10 | 14 |
| Native white—foreign parents..... | | | | | | | | | | | |
| Aggregate..... | 11,111 | 4,139 | 1,069 | 1,097 | 1,057 | 912 | 1,596 | 706 | 286 | 193 | 6 |
| Single..... | 7,226 | 4,139 | 1,018 | 770 | 487 | 263 | 330 | 101 | 40 | 27 | 1 |
| Married..... | 3,373 | | 50 | 320 | 547 | 615 | 1,150 | 500 | 145 | 44 | 4 |
| Widowed..... | 490 | | | 7 | 22 | 29 | 112 | 101 | 98 | 121 | |
| Divorced..... | 13 | | | | 1 | 3 | 3 | 3 | 2 | 1 | |
| Unknown..... | 7 | | 1 | | 2 | 1 | 2 | 1 | 1 | | 1 |
| Foreign white..... | | | | | | | | | | | |
| Aggregate..... | 6,199 | 276 | 301 | 605 | 634 | 684 | 1,214 | 958 | 846 | 611 | 20 |
| Single..... | 1,390 | 276 | 255 | 305 | 193 | 81 | 119 | 68 | 47 | 44 | 2 |
| Married..... | 3,762 | | 44 | 293 | 478 | 582 | 1,013 | 681 | 450 | 210 | 6 |
| Widowed..... | 1,027 | | | 1 | 12 | 20 | 78 | 206 | 347 | 355 | 8 |
| Divorced..... | 5 | | | | 1 | 1 | 2 | 1 | 1 | | |
| Unknown..... | 15 | | 2 | 1 | | | 2 | 2 | 2 | 2 | 4 |
| Colored (total) ¹ | | | | | | | | | | | |
| Aggregate..... | 15,086 | 5,316 | 1,574 | 1,616 | 1,273 | 1,007 | 1,785 | 1,159 | 698 | 552 | 106 |
| Single..... | 8,467 | 5,313 | 1,405 | 792 | 337 | 178 | 187 | 82 | 46 | 43 | 34 |
| Married..... | 5,204 | 3 | 156 | 789 | 824 | 742 | 1,343 | 797 | 333 | 164 | 43 |
| Widowed..... | 1,353 | | 7 | 28 | 53 | 80 | 241 | 276 | 303 | 342 | 23 |
| Divorced..... | 21 | | | 1 | 3 | 4 | 5 | 4 | 4 | | |
| Unknown..... | 41 | | 6 | 6 | 6 | 3 | 4 | 7 | 7 | 3 | 6 |
| Persons of negro descent..... | | | | | | | | | | | |
| Aggregate..... | 15,081 | 5,315 | 1,574 | 1,615 | 1,273 | 1,007 | 1,784 | 1,158 | 697 | 552 | 106 |
| Single..... | 8,466 | 5,312 | 1,405 | 792 | 337 | 178 | 187 | 82 | 46 | 43 | 34 |
| Married..... | 5,200 | 3 | 156 | 788 | 824 | 742 | 1,347 | 796 | 337 | 164 | 43 |
| Widowed..... | 1,353 | | 7 | 28 | 53 | 80 | 241 | 276 | 303 | 342 | 23 |
| Divorced..... | 21 | | | 1 | 3 | 4 | 5 | 4 | 4 | | |
| Unknown..... | 41 | | 6 | 6 | 6 | 3 | 4 | 7 | 7 | 3 | 6 |

¹ Persons of negro descent, Chinese, Japanese, and Indians.

STATISTICS OF POPULATION.

TABLE 30.—CONJUGAL CONDITION OF THE AGGREGATE POPULATION, CLASSIFIED BY SEX, GENERAL NATIVITY, COLOR, AND AGE PERIODS, BY STATES AND TERRITORIES: 1900—Continued.

DISTRICT OF COLUMBIA.

| SEX, GENERAL NATIVITY, COLOR, AND CONJUGAL CONDITION. | Aggregate. | Under 15 years. | 15 to 19 years. | 20 to 24 years. | 25 to 29 years. | 30 to 34 years. | 35 to 44 years. | 45 to 54 years. | 55 to 64 years. | 65 years and over. | Age unknown. |
|---|------------|-----------------|-----------------|-----------------|-----------------|-----------------|-----------------|-----------------|-----------------|--------------------|--------------|
| MALES. | | | | | | | | | | | |
| Aggregate..... | 132,004 | 34,344 | 11,362 | 13,774 | 13,345 | 11,911 | 19,088 | 13,247 | 9,408 | 5,363 | 162 |
| Single..... | 76,401 | 34,341 | 11,306 | 11,324 | 7,051 | 4,067 | 4,829 | 2,099 | 1,258 | 610 | 16 |
| Married..... | 49,943 | 3 | 52 | 2,886 | 6,122 | 7,642 | 13,828 | 10,002 | 6,810 | 3,179 | 24 |
| Widowed..... | 5,184 | | 2 | 46 | 139 | 259 | 825 | 1,077 | 1,282 | 1,552 | 2 |
| Divorced..... | 302 | | | 11 | 26 | 35 | 95 | 62 | 54 | 18 | 1 |
| Unknown..... | 169 | | 2 | 7 | 7 | 8 | 11 | 7 | 4 | 4 | 119 |
| Native white—native parents..... | 64,947 | 18,625 | 5,608 | 6,558 | 6,467 | 5,724 | 8,740 | 6,011 | 4,703 | 2,391 | 120 |
| Single..... | 39,084 | 18,625 | 5,587 | 5,587 | 3,554 | 1,976 | 2,051 | 995 | 550 | 201 | 8 |
| Married..... | 23,466 | | 19 | 998 | 2,843 | 3,620 | 6,338 | 4,539 | 3,551 | 1,546 | 12 |
| Widowed..... | 2,120 | | 1 | 16 | 54 | 100 | 300 | 443 | 570 | 635 | 1 |
| Divorced..... | 150 | | | 3 | 9 | 21 | 46 | 31 | 32 | 7 | 1 |
| Unknown..... | 127 | | 1 | 4 | 7 | 7 | 5 | 3 | | 2 | 98 |
| Native white—foreign parents..... | 18,087 | 4,824 | 1,657 | 2,044 | 2,084 | 2,056 | 2,820 | 1,499 | 787 | 313 | 3 |
| Single..... | 11,624 | 4,824 | 1,654 | 1,864 | 1,336 | 850 | 675 | 261 | 122 | 36 | 2 |
| Married..... | 5,897 | | 3 | 173 | 679 | 1,154 | 2,015 | 1,127 | 562 | 184 | |
| Widowed..... | 472 | | | 4 | 15 | 46 | 114 | 100 | 100 | 92 | 1 |
| Divorced..... | 40 | | | 2 | 4 | 5 | 15 | 11 | 2 | 1 | |
| Unknown..... | 4 | | | 1 | | 1 | 1 | | 1 | | |
| Foreign white..... | 10,213 | 260 | 276 | 567 | 844 | 1,006 | 1,944 | 1,777 | 1,984 | 1,553 | 2 |
| Single..... | 3,444 | 259 | 275 | 500 | 472 | 313 | 498 | 402 | 432 | 288 | |
| Married..... | 5,835 | 1 | 1 | 66 | 368 | 678 | 1,394 | 1,259 | 1,275 | 791 | 2 |
| Widowed..... | 906 | | | 1 | 4 | 10 | 48 | 113 | 262 | 468 | |
| Divorced..... | 22 | | | | | | 3 | 3 | 12 | 4 | |
| Unknown..... | 6 | | | | | | 1 | | 3 | 2 | |
| Colored (total) ¹ | 38,807 | 10,635 | 3,821 | 4,605 | 4,000 | 3,125 | 5,584 | 3,960 | 1,934 | 1,106 | 37 |
| Single..... | 22,249 | 10,633 | 3,790 | 3,423 | 1,639 | 923 | 1,105 | 441 | 154 | 85 | 6 |
| Married..... | 14,750 | 2 | 29 | 1,149 | 2,232 | 2,080 | 4,081 | 3,077 | 1,422 | 658 | 10 |
| Widowed..... | 1,686 | | 1 | 25 | 66 | 103 | 363 | 421 | 350 | 357 | |
| Divorced..... | 90 | | | 6 | 13 | 9 | 31 | 17 | 8 | 6 | |
| Unknown..... | 32 | | 1 | 2 | | | 4 | 4 | | | 21 |
| Persons of negro descent..... | 38,348 | 10,622 | 3,813 | 4,581 | 3,946 | 3,049 | 5,394 | 3,887 | 1,917 | 1,105 | 34 |
| Single..... | 21,974 | 10,620 | 3,782 | 3,410 | 1,646 | 871 | 1,001 | 406 | 148 | 84 | 6 |
| Married..... | 14,572 | 2 | 29 | 1,138 | 2,221 | 2,066 | 3,996 | 3,041 | 1,411 | 658 | 10 |
| Widowed..... | 1,683 | | 1 | 25 | 66 | 103 | 362 | 419 | 350 | 357 | |
| Divorced..... | 90 | | | 6 | 13 | 9 | 31 | 17 | 8 | 6 | |
| Unknown..... | 29 | | 1 | 2 | | | 4 | 4 | | | 18 |
| FEMALES. | | | | | | | | | | | |
| Aggregate..... | 146,714 | 35,271 | 13,452 | 17,736 | 16,410 | 12,857 | 20,727 | 14,673 | 9,079 | 6,371 | 133 |
| Single..... | 77,868 | 35,270 | 12,670 | 11,566 | 6,716 | 3,678 | 4,193 | 2,138 | 1,045 | 574 | 18 |
| Married..... | 50,379 | 1 | 762 | 5,864 | 8,933 | 8,173 | 13,137 | 8,129 | 3,993 | 1,364 | 23 |
| Widowed..... | 17,844 | | 15 | 249 | 664 | 912 | 3,231 | 4,828 | 4,005 | 4,423 | 17 |
| Divorced..... | 519 | | 3 | 52 | 93 | 91 | 161 | 80 | 32 | 6 | 1 |
| Unknown..... | 104 | | 2 | 5 | 4 | 3 | 5 | 3 | 4 | 4 | 74 |
| Native white—native parents..... | 69,126 | 18,786 | 6,249 | 7,599 | 7,137 | 5,833 | 9,016 | 6,754 | 4,645 | 3,019 | 83 |
| Single..... | 38,409 | 18,785 | 5,900 | 4,994 | 2,893 | 1,737 | 2,006 | 1,134 | 626 | 325 | 9 |
| Married..... | 28,265 | 1 | 341 | 2,498 | 4,008 | 3,742 | 5,854 | 3,941 | 2,166 | 700 | 14 |
| Widowed..... | 7,154 | | 6 | 87 | 194 | 313 | 1,084 | 1,639 | 1,835 | 1,989 | 2 |
| Divorced..... | 232 | | 2 | 20 | 41 | 39 | 70 | 38 | 16 | 5 | 1 |
| Unknown..... | 66 | | | | 1 | 2 | 2 | 2 | 2 | | 57 |
| Native white—foreign parents..... | 19,902 | 4,765 | 1,708 | 2,412 | 2,643 | 2,251 | 3,280 | 1,616 | 809 | 416 | 2 |
| Single..... | 11,420 | 4,765 | 1,644 | 1,791 | 1,267 | 713 | 778 | 274 | 136 | 52 | |
| Married..... | 6,881 | | 63 | 598 | 1,294 | 1,402 | 2,148 | 924 | 359 | 92 | 1 |
| Widowed..... | 1,539 | | | 17 | 73 | 119 | 335 | 413 | 310 | 272 | |
| Divorced..... | 59 | | | 6 | 9 | 16 | 19 | 5 | 4 | | |
| Unknown..... | 3 | | 1 | | | 1 | | | | | 1 |
| Foreign white..... | 9,307 | 275 | 334 | 655 | 891 | 934 | 1,590 | 1,732 | 1,565 | 1,329 | 2 |
| Single..... | 2,271 | 275 | 309 | 390 | 307 | 206 | 274 | 249 | 156 | 104 | 1 |
| Married..... | 4,722 | | 25 | 260 | 561 | 680 | 1,139 | 1,037 | 715 | 305 | |
| Widowed..... | 2,297 | | | 4 | 22 | 47 | 174 | 442 | 688 | 919 | 1 |
| Divorced..... | 16 | | | 1 | 1 | 1 | 3 | 4 | 6 | | |
| Unknown..... | 1 | | | | | | | | | | |
| Colored (total) ¹ | 48,379 | 11,445 | 5,161 | 7,070 | 5,739 | 3,834 | 6,841 | 4,576 | 2,060 | 1,607 | 46 |
| Single..... | 25,768 | 11,445 | 4,817 | 4,391 | 2,249 | 1,022 | 1,135 | 431 | 127 | 93 | 8 |
| Married..... | 15,511 | | 333 | 2,508 | 3,070 | 2,349 | 3,936 | 2,227 | 753 | 267 | 8 |
| Widowed..... | 6,854 | | 9 | 141 | 375 | 423 | 1,633 | 1,394 | 1,172 | 1,243 | 14 |
| Divorced..... | 212 | | 1 | 25 | 42 | 35 | 69 | 33 | 6 | 1 | |
| Unknown..... | 34 | | | 5 | 3 | 3 | 3 | 1 | 2 | 3 | 16 |
| Persons of negro descent..... | 48,354 | 11,432 | 5,157 | 7,069 | 5,736 | 3,834 | 6,838 | 4,575 | 2,060 | 1,607 | 46 |
| Single..... | 25,753 | 11,432 | 4,816 | 4,391 | 2,249 | 1,022 | 1,134 | 431 | 127 | 93 | 8 |
| Married..... | 15,501 | | 330 | 2,507 | 3,067 | 2,349 | 3,994 | 2,226 | 753 | 267 | 8 |
| Widowed..... | 6,854 | | 9 | 141 | 375 | 423 | 1,633 | 1,384 | 1,172 | 1,243 | 14 |
| Divorced..... | 212 | | 1 | 25 | 42 | 35 | 69 | 33 | 6 | 1 | |
| Unknown..... | 34 | | 1 | 5 | 3 | 3 | 3 | 1 | 2 | 3 | 16 |

¹ Persons of negro descent, Chinese, Japanese, and Indians.

CONJUGAL CONDITION.

TABLE 30.—CONJUGAL CONDITION OF THE AGGREGATE POPULATION, CLASSIFIED BY SEX, GENERAL NATIVITY, COLOR, AND AGE PERIODS, BY STATES AND TERRITORIES: 1900—Continued.

FLORIDA.

| SEX, GENERAL NATIVITY, COLOR, AND CONJUGAL CONDITION. | Aggregate. | Under 15 years. | 15 to 19 years. | 20 to 24 years. | 25 to 29 years. | 30 to 34 years. | 35 to 44 years. | 45 to 54 years. | 55 to 64 years. | 65 years and over. | Age unknown. |
|---|------------|-----------------|-----------------|-----------------|-----------------|-----------------|-----------------|-----------------|-----------------|--------------------|--------------|
| MALES. | | | | | | | | | | | |
| Aggregate..... | 275,246 | 108,055 | 26,752 | 29,659 | 24,627 | 18,984 | 30,285 | 21,544 | 11,389 | 7,289 | 1,662 |
| Single..... | 172,921 | 103,045 | 26,302 | 21,320 | 9,915 | 4,714 | 4,297 | 1,781 | 718 | 359 | 470 |
| Married..... | 92,321 | 7 | 399 | 7,901 | 14,026 | 13,478 | 24,099 | 17,681 | 9,020 | 5,082 | 628 |
| Widowed..... | 8,248 | 1 | 15 | 286 | 475 | 604 | 1,628 | 1,888 | 1,565 | 1,784 | 52 |
| Divorced..... | 632 | 1 | 1 | 27 | 84 | 103 | 159 | 147 | 65 | 41 | 5 |
| Unknown..... | 1,124 | 2 | 35 | 175 | 127 | 85 | 102 | 47 | 21 | 23 | 507 |
| Native white—native parents..... | 131,380 | 52,331 | 13,216 | 12,669 | 10,299 | 8,225 | 14,005 | 10,856 | 5,603 | 3,544 | 632 |
| Single..... | 84,041 | 52,330 | 13,023 | 9,634 | 4,148 | 1,848 | 1,560 | 792 | 313 | 172 | 221 |
| Married..... | 43,582 | 174 | 2,910 | 5,957 | 6,162 | 11,834 | 9,270 | 4,583 | 2,513 | 179 | 179 |
| Widowed..... | 3,148 | 1 | 8 | 65 | 139 | 166 | 525 | 670 | 892 | 19 | 19 |
| Divorced..... | 211 | 1 | 1 | 8 | 19 | 27 | 51 | 52 | 31 | 16 | 2 |
| Unknown..... | 398 | 10 | 52 | 36 | 22 | 34 | 16 | 6 | 11 | 211 | 211 |
| Native white—foreign parents..... | 12,088 | 5,771 | 1,158 | 1,047 | 894 | 657 | 1,163 | 767 | 415 | 202 | 14 |
| Single..... | 8,778 | 5,769 | 1,144 | 858 | 450 | 222 | 198 | 87 | 38 | 13 | 4 |
| Married..... | 3,056 | 2 | 14 | 185 | 430 | 422 | 916 | 613 | 326 | 141 | 7 |
| Widowed..... | 219 | 1 | 3 | 8 | 11 | 42 | 60 | 48 | 45 | 2 | 2 |
| Divorced..... | 18 | 1 | 2 | 3 | 1 | 4 | 4 | 2 | 2 | 1 | 1 |
| Unknown..... | 17 | 4 | 3 | 3 | 1 | 3 | 3 | 1 | 1 | 1 | 1 |
| Foreign white..... | 11,260 | 778 | 599 | 989 | 1,261 | 1,318 | 2,463 | 1,849 | 1,251 | 733 | 19 |
| Single..... | 4,075 | 778 | 585 | 757 | 601 | 400 | 507 | 244 | 143 | 55 | 5 |
| Married..... | 6,418 | 13 | 221 | 627 | 883 | 1,844 | 1,439 | 1,439 | 914 | 463 | 9 |
| Widowed..... | 690 | 1 | 6 | 21 | 23 | 100 | 149 | 182 | 207 | 2 | 2 |
| Divorced..... | 33 | 1 | 2 | 2 | 1 | 4 | 10 | 9 | 7 | 1 | 1 |
| Unknown..... | 44 | 1 | 5 | 10 | 6 | 8 | 7 | 3 | 1 | 3 | 3 |
| Colored (total) ¹ | 120,518 | 44,175 | 11,779 | 14,954 | 12,173 | 8,784 | 12,654 | 8,072 | 4,120 | 2,810 | 997 |
| Single..... | 76,027 | 44,168 | 11,550 | 10,076 | 4,716 | 2,244 | 2,032 | 658 | 224 | 119 | 240 |
| Married..... | 39,265 | 5 | 198 | 4,585 | 7,012 | 6,006 | 5,505 | 6,359 | 3,197 | 1,955 | 433 |
| Widowed..... | 4,191 | 7 | 7 | 162 | 307 | 404 | 950 | 957 | 665 | 700 | 29 |
| Divorced..... | 370 | 17 | 60 | 74 | 100 | 74 | 100 | 77 | 23 | 16 | 3 |
| Unknown..... | 665 | 24 | 114 | 78 | 56 | 57 | 57 | 21 | 11 | 10 | 292 |
| Persons of negro descent..... | 120,199 | 44,104 | 11,757 | 14,928 | 12,144 | 8,748 | 12,575 | 8,042 | 4,104 | 2,801 | 996 |
| Single..... | 75,796 | 44,097 | 11,528 | 10,051 | 4,697 | 2,221 | 1,978 | 645 | 221 | 118 | 240 |
| Married..... | 39,187 | 5 | 198 | 4,584 | 7,003 | 5,995 | 5,481 | 6,343 | 3,186 | 1,960 | 432 |
| Widowed..... | 4,181 | 7 | 162 | 306 | 402 | 959 | 956 | 956 | 663 | 697 | 29 |
| Divorced..... | 370 | 17 | 60 | 74 | 100 | 74 | 100 | 77 | 23 | 16 | 3 |
| Unknown..... | 665 | 24 | 114 | 78 | 56 | 57 | 57 | 21 | 11 | 10 | 292 |
| FEMALES. | | | | | | | | | | | |
| Aggregate..... | 253,296 | 100,972 | 27,501 | 27,369 | 21,271 | 15,821 | 25,145 | 17,745 | 9,769 | 6,652 | 1,051 |
| Single..... | 140,374 | 100,867 | 21,565 | 9,418 | 3,563 | 1,512 | 1,628 | 873 | 460 | 266 | 222 |
| Married..... | 91,927 | 98 | 5,672 | 16,813 | 16,154 | 12,742 | 19,911 | 12,636 | 5,410 | 2,021 | 470 |
| Widowed..... | 19,594 | 4 | 212 | 918 | 1,307 | 1,366 | 3,358 | 4,089 | 3,843 | 4,332 | 165 |
| Divorced..... | 1,044 | 1 | 38 | 173 | 217 | 185 | 221 | 130 | 47 | 17 | 15 |
| Unknown..... | 357 | 2 | 14 | 47 | 30 | 16 | 27 | 17 | 9 | 16 | 179 |
| Native white—native parents..... | 122,652 | 49,913 | 13,220 | 12,147 | 9,501 | 7,413 | 12,027 | 9,331 | 5,368 | 3,326 | 406 |
| Single..... | 69,405 | 49,868 | 10,639 | 4,601 | 1,680 | 675 | 792 | 551 | 314 | 154 | 131 |
| Married..... | 44,691 | 42 | 2,501 | 7,251 | 7,383 | 6,282 | 10,088 | 7,031 | 3,038 | 972 | 153 |
| Widowed..... | 8,100 | 2 | 59 | 228 | 362 | 409 | 1,132 | 1,700 | 1,987 | 2,188 | 33 |
| Divorced..... | 290 | 18 | 42 | 59 | 41 | 57 | 42 | 23 | 6 | 6 | 2 |
| Unknown..... | 166 | 1 | 3 | 25 | 17 | 6 | 8 | 7 | 6 | 6 | 87 |
| Native white—foreign parents..... | 11,956 | 5,784 | 1,205 | 1,083 | 920 | 733 | 1,087 | 661 | 307 | 168 | 8 |
| Single..... | 7,892 | 5,779 | 1,038 | 529 | 252 | 115 | 110 | 42 | 16 | 10 | 1 |
| Married..... | 3,408 | 5 | 163 | 522 | 615 | 565 | 866 | 471 | 166 | 32 | 3 |
| Widowed..... | 607 | 3 | 20 | 41 | 47 | 47 | 104 | 143 | 123 | 125 | 1 |
| Divorced..... | 34 | 1 | 6 | 11 | 4 | 4 | 5 | 2 | 2 | 1 | 1 |
| Unknown..... | 15 | 6 | 6 | 1 | 2 | 2 | 2 | 1 | 1 | 1 | 3 |
| Foreign white..... | 7,997 | 814 | 659 | 799 | 910 | 903 | 1,465 | 1,157 | 796 | 480 | 14 |
| Single..... | 2,050 | 811 | 500 | 282 | 150 | 84 | 95 | 70 | 37 | 19 | 2 |
| Married..... | 4,706 | 3 | 151 | 502 | 722 | 747 | 1,192 | 779 | 445 | 161 | 4 |
| Widowed..... | 1,196 | 8 | 12 | 28 | 67 | 173 | 297 | 311 | 296 | 4 | 4 |
| Divorced..... | 25 | 1 | 7 | 1 | 2 | 2 | 2 | 9 | 3 | 1 | 1 |
| Unknown..... | 20 | 2 | 3 | 3 | 3 | 3 | 2 | 2 | 3 | 3 | 4 |
| Colored (total) ¹ | 110,691 | 44,461 | 12,417 | 13,340 | 9,940 | 6,772 | 10,566 | 6,596 | 3,298 | 2,678 | 623 |
| Single..... | 61,027 | 44,409 | 9,388 | 4,006 | 1,481 | 638 | 631 | 210 | 93 | 33 | 88 |
| Married..... | 39,122 | 48 | 2,857 | 8,538 | 7,434 | 5,148 | 7,815 | 4,355 | 1,761 | 856 | 310 |
| Widowed..... | 9,691 | 2 | 142 | 658 | 876 | 843 | 1,949 | 1,949 | 1,422 | 1,723 | 127 |
| Divorced..... | 695 | 1 | 19 | 124 | 140 | 138 | 157 | 74 | 19 | 10 | 13 |
| Unknown..... | 156 | 11 | 14 | 9 | 9 | 5 | 14 | 8 | 3 | 6 | 85 |
| Persons of negro descent..... | 110,531 | 44,401 | 12,399 | 13,325 | 9,927 | 6,762 | 10,551 | 6,585 | 3,291 | 2,667 | 623 |
| Single..... | 60,936 | 44,349 | 9,372 | 3,999 | 1,478 | 637 | 629 | 209 | 93 | 32 | 88 |
| Married..... | 39,071 | 48 | 2,855 | 8,530 | 7,425 | 5,141 | 7,804 | 4,349 | 1,755 | 854 | 310 |
| Widowed..... | 9,673 | 2 | 142 | 658 | 875 | 841 | 1,947 | 1,945 | 1,421 | 1,715 | 127 |
| Divorced..... | 695 | 1 | 19 | 124 | 140 | 138 | 157 | 74 | 19 | 10 | 13 |
| Unknown..... | 156 | 11 | 14 | 9 | 9 | 5 | 14 | 8 | 3 | 6 | 85 |

¹Persons of negro descent, Chinese, Japanese, and Indians.

STATISTICS OF POPULATION.

TABLE 30.—CONJUGAL CONDITION OF THE AGGREGATE POPULATION, CLASSIFIED BY SEX, GENERAL NATIVITY, COLOR, AND AGE PERIODS, BY STATES AND TERRITORIES: 1900—Continued.

GEORGIA.

| SEX, GENERAL NATIVITY, COLOR, AND CONJUGAL CONDITION. | Aggregate. | Under 15 years. | 15 to 19 years. | 20 to 24 years. | 25 to 29 years. | 30 to 34 years. | 35 to 44 years. | 45 to 54 years. | 55 to 64 years. | 65 years and over. | Age unknown. |
|---|------------|-----------------|-----------------|-----------------|-----------------|-----------------|-----------------|-----------------|-----------------|--------------------|--------------|
| MALES. | | | | | | | | | | | |
| Aggregate..... | 1,103,201 | 461,774 | 116,602 | 110,546 | 85,330 | 64,285 | 104,297 | 80,294 | 44,320 | 32,482 | 3,321 |
| Single..... | 701,064 | 461,722 | 113,448 | 70,218 | 26,205 | 10,918 | 10,294 | 4,363 | 1,848 | 1,194 | 854 |
| Married..... | 369,389 | 31 | 2,681 | 38,422 | 56,817 | 50,897 | 88,689 | 69,571 | 36,992 | 23,687 | 1,602 |
| Widowed..... | 28,043 | 1 | 68 | 892 | 1,656 | 1,975 | 4,729 | 5,952 | 5,242 | 7,398 | 130 |
| Divorced..... | 1,426 | 9 | 136 | 209 | 214 | 343 | 271 | 160 | 75 | 75 | 9 |
| Unknown..... | 3,279 | 20 | 396 | 878 | 443 | 281 | 242 | 137 | 78 | 78 | 726 |
| Native white—native parents..... | 573,536 | 235,168 | 62,428 | 56,622 | 43,768 | 33,872 | 56,821 | 45,005 | 22,667 | 16,064 | 1,121 |
| Single..... | 365,857 | 235,151 | 60,917 | 38,978 | 15,089 | 6,027 | 5,431 | 2,403 | 937 | 594 | 330 |
| Married..... | 194,220 | 1,349 | 1,949 | 17,042 | 27,901 | 26,944 | 49,341 | 39,904 | 19,438 | 11,900 | 392 |
| Widowed..... | 11,823 | 24 | 233 | 559 | 759 | 1,872 | 2,565 | 2,209 | 3,522 | 27 | 27 |
| Divorced..... | 485 | 3 | 56 | 73 | 73 | 111 | 81 | 54 | 24 | 24 | 24 |
| Unknown..... | 1,151 | 8 | 135 | 263 | 146 | 69 | 66 | 39 | 29 | 24 | 372 |
| Native white—foreign parents..... | 12,309 | 4,062 | 1,143 | 1,226 | 1,143 | 1,027 | 1,743 | 1,075 | 505 | 367 | 18 |
| Single..... | 7,815 | 4,061 | 1,131 | 1,056 | 646 | 374 | 368 | 114 | 42 | 18 | 5 |
| Married..... | 4,122 | 1 | 4 | 159 | 481 | 622 | 1,305 | 875 | 411 | 254 | 10 |
| Widowed..... | 323 | 4 | 4 | 6 | 6 | 25 | 65 | 79 | 51 | 92 | 1 |
| Divorced..... | 18 | 4 | 4 | 4 | 4 | 3 | 6 | 6 | 1 | 1 | 1 |
| Unknown..... | 31 | 8 | 7 | 6 | 2 | 2 | 2 | 1 | 3 | 3 | 2 |
| Foreign white..... | 7,283 | 285 | 231 | 406 | 609 | 770 | 1,728 | 1,332 | 1,007 | 897 | 23 |
| Single..... | 2,109 | 285 | 227 | 333 | 325 | 245 | 340 | 162 | 106 | 79 | 7 |
| Married..... | 4,560 | 1 | 68 | 280 | 513 | 1,329 | 1,067 | 752 | 541 | 9 | 9 |
| Widowed..... | 572 | 1 | 1 | 2 | 9 | 48 | 94 | 141 | 273 | 3 | 3 |
| Divorced..... | 15 | 1 | 1 | 1 | 3 | 3 | 6 | 4 | 1 | 1 | 1 |
| Unknown..... | 27 | 2 | 3 | 2 | 3 | 3 | 3 | 4 | 4 | 4 | 4 |
| Colored (total) ¹ | 510,073 | 222,259 | 52,800 | 52,292 | 39,310 | 28,616 | 44,010 | 32,382 | 20,141 | 15,104 | 2,159 |
| Single..... | 325,283 | 222,225 | 51,173 | 29,851 | 10,145 | 4,272 | 4,155 | 1,684 | 763 | 503 | 512 |
| Married..... | 166,437 | 21 | 1,327 | 21,153 | 28,155 | 22,818 | 36,714 | 27,725 | 16,391 | 10,992 | 1,191 |
| Widowed..... | 15,325 | 1 | 43 | 604 | 1,089 | 1,182 | 2,744 | 3,211 | 2,841 | 3,511 | 99 |
| Divorced..... | 908 | 6 | 79 | 132 | 137 | 137 | 226 | 163 | 101 | 50 | 9 |
| Unknown..... | 2,070 | 12 | 261 | 605 | 289 | 207 | 171 | 94 | 45 | 48 | 348 |
| Persons of negro descent..... | 509,869 | 222,250 | 52,792 | 52,280 | 39,788 | 28,582 | 43,931 | 32,854 | 20,131 | 15,104 | 2,157 |
| Single..... | 325,135 | 222,216 | 51,165 | 29,839 | 10,125 | 4,245 | 4,103 | 1,668 | 756 | 503 | 512 |
| Married..... | 166,439 | 21 | 1,327 | 21,153 | 28,153 | 22,811 | 36,685 | 27,718 | 16,389 | 10,992 | 1,190 |
| Widowed..... | 15,320 | 1 | 43 | 604 | 1,089 | 1,182 | 2,742 | 3,209 | 2,840 | 3,511 | 99 |
| Divorced..... | 908 | 6 | 79 | 132 | 137 | 137 | 226 | 168 | 101 | 50 | 9 |
| Unknown..... | 2,067 | 12 | 251 | 605 | 289 | 207 | 170 | 93 | 45 | 48 | 347 |
| FEMALES. | | | | | | | | | | | |
| Aggregate..... | 1,113,130 | 455,088 | 124,876 | 118,653 | 87,489 | 63,497 | 104,670 | 76,578 | 45,299 | 33,944 | 3,036 |
| Single..... | 646,491 | 454,717 | 101,451 | 45,316 | 17,023 | 7,733 | 8,983 | 5,439 | 3,216 | 1,970 | 643 |
| Married..... | 373,482 | 310 | 22,082 | 68,020 | 63,991 | 49,255 | 80,059 | 53,714 | 24,469 | 10,146 | 1,386 |
| Widowed..... | 88,108 | 9 | 866 | 4,305 | 5,692 | 5,892 | 14,729 | 16,953 | 17,371 | 21,651 | 635 |
| Divorced..... | 3,401 | 4 | 164 | 653 | 626 | 513 | 753 | 873 | 177 | 70 | 33 |
| Unknown..... | 1,698 | 43 | 313 | 329 | 157 | 99 | 146 | 94 | 66 | 107 | 339 |
| Native white—native parents..... | 570,824 | 227,797 | 63,699 | 57,602 | 43,523 | 32,553 | 55,506 | 43,199 | 27,180 | 13,960 | 800 |
| Single..... | 383,806 | 227,598 | 52,642 | 24,876 | 9,896 | 4,538 | 5,825 | 4,115 | 2,659 | 1,459 | 198 |
| Married..... | 196,474 | 169 | 10,679 | 31,494 | 31,952 | 26,171 | 44,161 | 31,239 | 14,780 | 5,490 | 349 |
| Widowed..... | 38,807 | 6 | 200 | 917 | 1,438 | 1,693 | 5,218 | 7,668 | 9,628 | 11,934 | 105 |
| Divorced..... | 968 | 58 | 175 | 163 | 122 | 122 | 223 | 81 | 23 | 23 | 23 |
| Unknown..... | 769 | 24 | 150 | 74 | 74 | 84 | 79 | 55 | 32 | 54 | 147 |
| Native white—foreign parents..... | 12,604 | 4,007 | 1,295 | 1,325 | 1,199 | 1,125 | 1,753 | 994 | 499 | 393 | 14 |
| Single..... | 7,287 | 4,005 | 1,206 | 862 | 418 | 270 | 314 | 131 | 45 | 31 | 5 |
| Married..... | 4,171 | 76 | 442 | 736 | 781 | 1,184 | 629 | 235 | 235 | 81 | 7 |
| Widowed..... | 1,094 | 2 | 14 | 39 | 67 | 239 | 232 | 213 | 213 | 231 | 2 |
| Divorced..... | 32 | 5 | 5 | 4 | 5 | 14 | 2 | 1 | 1 | 1 | 1 |
| Unknown..... | 20 | 2 | 10 | 2 | 2 | 2 | 2 | 2 | 2 | 2 | 2 |
| Foreign white..... | 4,738 | 267 | 241 | 341 | 411 | 483 | 872 | 829 | 647 | 633 | 9 |
| Single..... | 1,024 | 267 | 214 | 158 | 75 | 65 | 79 | 80 | 40 | 42 | 4 |
| Married..... | 2,616 | 26 | 181 | 319 | 387 | 712 | 530 | 293 | 161 | 2 | 2 |
| Widowed..... | 1,085 | 2 | 2 | 15 | 29 | 29 | 80 | 215 | 309 | 433 | 2 |
| Divorced..... | 8 | 1 | 1 | 1 | 2 | 1 | 1 | 3 | 1 | 1 | 1 |
| Unknown..... | 5 | 1 | 1 | 1 | 1 | 1 | 1 | 1 | 1 | 1 | 1 |
| Colored (total) ¹ | 524,964 | 223,017 | 59,641 | 59,335 | 42,356 | 29,331 | 46,539 | 31,556 | 16,973 | 13,953 | 2,213 |
| Single..... | 304,374 | 222,847 | 47,339 | 19,420 | 6,634 | 2,860 | 2,765 | 1,113 | 472 | 438 | 438 |
| Married..... | 170,171 | 141 | 11,301 | 35,913 | 30,934 | 21,916 | 34,002 | 21,316 | 9,156 | 4,414 | 1,023 |
| Widowed..... | 47,122 | 3 | 664 | 3,372 | 4,200 | 4,103 | 9,192 | 8,943 | 7,216 | 9,002 | 526 |
| Divorced..... | 2,393 | 4 | 105 | 503 | 458 | 389 | 515 | 246 | 95 | 46 | 32 |
| Unknown..... | 304 | 22 | 182 | 177 | 30 | 63 | 65 | 38 | 34 | 52 | 191 |
| Persons of negro descent..... | 524,944 | 223,007 | 59,639 | 59,333 | 42,355 | 29,330 | 46,538 | 31,554 | 16,973 | 13,952 | 2,213 |
| Single..... | 304,361 | 222,837 | 47,337 | 19,419 | 6,634 | 2,860 | 2,765 | 1,113 | 472 | 438 | 431 |
| Married..... | 170,166 | 141 | 11,301 | 35,912 | 30,933 | 21,915 | 34,001 | 21,315 | 9,156 | 4,414 | 1,023 |
| Widowed..... | 47,120 | 3 | 664 | 3,372 | 4,200 | 4,103 | 9,192 | 8,942 | 7,216 | 9,002 | 526 |
| Divorced..... | 2,393 | 4 | 105 | 503 | 458 | 389 | 515 | 246 | 95 | 46 | 32 |
| Unknown..... | 304 | 22 | 182 | 177 | 30 | 63 | 65 | 38 | 34 | 52 | 191 |

¹ Persons of negro descent, Chinese, Japanese, and Indians.

CONJUGAL CONDITION.

267

TABLE 30.—CONJUGAL CONDITION OF THE AGGREGATE POPULATION, CLASSIFIED BY SEX, GENERAL NATIVITY, COLOR, AND AGE PERIODS, BY STATES AND TERRITORIES: 1900—Continued.

HAWAII.

| SEX, GENERAL NATIVITY, COLOR, AND CONJUGAL CONDITION. | Aggregate. | Under 15 years. | 15 to 19 years. | 20 to 24 years. | 25 to 29 years. | 30 to 34 years. | 35 to 44 years. | 45 to 54 years. | 55 to 64 years. | 65 years and over. | Age unknown. |
|---|------------|-----------------|-----------------|-----------------|-----------------|-----------------|-----------------|-----------------|-----------------|--------------------|--------------|
| MALES. | | | | | | | | | | | |
| Aggregate..... | 106,369 | 17,919 | 6,633 | 15,067 | 20,008 | 15,107 | 19,095 | 6,990 | 3,436 | 1,744 | 370 |
| Single..... | 70,715 | 17,915 | 6,349 | 12,561 | 13,569 | 8,134 | 8,260 | 2,479 | 1,008 | 296 | 149 |
| Married..... | 32,466 | 2 | 260 | 2,399 | 6,206 | 6,640 | 10,182 | 3,948 | 1,876 | 829 | 124 |
| Widowed..... | 2,494 | 1 | 8 | 59 | 140 | 244 | 494 | 448 | 510 | 577 | 13 |
| Divorced..... | 247 | | | 17 | 35 | 41 | 79 | 41 | 21 | 13 | |
| Unknown..... | 447 | 1 | 16 | 31 | 58 | 48 | 80 | 74 | 25 | 29 | 84 |
| Native white—native parents..... | 20,193 | 6,475 | 2,001 | 1,642 | 1,713 | 1,357 | 2,645 | 1,802 | 1,208 | 1,204 | 146 |
| Single..... | 11,602 | 6,473 | 1,853 | 1,042 | 676 | 423 | 556 | 265 | 139 | 119 | 56 |
| Married..... | 7,041 | 2 | 141 | 572 | 988 | 855 | 1,859 | 1,247 | 719 | 590 | 68 |
| Widowed..... | 1,384 | | 3 | 24 | 39 | 64 | 194 | 258 | 330 | 464 | 8 |
| Divorced..... | 76 | | | 1 | 5 | 10 | 21 | 21 | 11 | 7 | |
| Unknown..... | 90 | | 4 | 3 | 5 | 5 | 15 | 11 | 9 | 24 | 14 |
| Native white—foreign parents..... | 8,420 | 5,907 | 871 | 372 | 352 | 265 | 393 | 174 | 57 | 27 | 2 |
| Single..... | 7,482 | 5,907 | 850 | 259 | 192 | 114 | 107 | 37 | 8 | 6 | 2 |
| Married..... | 843 | | 19 | 110 | 155 | 138 | 256 | 117 | 39 | 9 | |
| Widowed..... | 79 | | 1 | 3 | 3 | 10 | 24 | 17 | 9 | 12 | |
| Divorced..... | 15 | | | | 2 | 3 | 6 | 3 | 1 | | |
| Unknown..... | 1 | | 1 | | | | | | | | |
| Foreign white..... | 7,794 | 326 | 608 | 913 | 983 | 793 | 1,760 | 1,301 | 750 | 289 | 71 |
| Single..... | 2,935 | 326 | 593 | 551 | 408 | 291 | 399 | 190 | 79 | 46 | 22 |
| Married..... | 4,463 | | 13 | 326 | 561 | 493 | 1,277 | 1,014 | 570 | 172 | 37 |
| Widowed..... | 313 | | 2 | 4 | 8 | 8 | 54 | 79 | 91 | 64 | 3 |
| Divorced..... | 36 | | | 1 | 4 | 1 | 16 | 5 | 5 | 4 | |
| Unknown..... | 47 | | | 1 | 2 | | 14 | 13 | 5 | 3 | 9 |
| Colored (total) ¹ | 69,962 | 5,211 | 3,153 | 12,140 | 16,960 | 12,692 | 14,297 | 3,713 | 1,421 | 224 | 151 |
| Single..... | 48,696 | 5,209 | 3,053 | 10,679 | 12,293 | 7,306 | 7,198 | 1,987 | 777 | 125 | 69 |
| Married..... | 20,119 | | 87 | 1,391 | 4,502 | 5,154 | 6,790 | 1,570 | 548 | 58 | 19 |
| Widowed..... | 718 | 1 | 2 | 28 | 90 | 162 | 222 | 94 | 80 | 37 | 2 |
| Divorced..... | 120 | | | 15 | 24 | 27 | 36 | 12 | 4 | 2 | |
| Unknown..... | 309 | 1 | 11 | 27 | 51 | 43 | 51 | 50 | 12 | 2 | 61 |
| Persons of negro descent..... | 158 | 45 | 12 | 12 | 7 | 11 | 29 | 19 | 12 | 10 | 1 |
| Single..... | 103 | 45 | 12 | 12 | 3 | 6 | 9 | 6 | 5 | 5 | |
| Married..... | 43 | | | | 4 | 5 | 15 | 11 | 5 | 2 | 1 |
| Widowed..... | 9 | | | | | | 4 | 1 | 1 | 3 | |
| Divorced..... | 3 | | | | | | 1 | 1 | 1 | | |
| Unknown..... | | | | | | | | | | | |
| FEMALES. | | | | | | | | | | | |
| Aggregate..... | 47,632 | 16,752 | 4,211 | 6,003 | 6,533 | 4,371 | 5,106 | 2,347 | 1,183 | 933 | 193 |
| Single..... | 21,377 | 16,722 | 2,626 | 3,897 | 4,566 | 227 | 241 | 89 | 51 | 37 | 31 |
| Married..... | 24,075 | 27 | 1,569 | 5,028 | 5,833 | 3,982 | 4,496 | 1,891 | 767 | 365 | 117 |
| Widowed..... | 1,988 | | 12 | 58 | 209 | 136 | 328 | 339 | 356 | 525 | 35 |
| Divorced..... | 120 | | 16 | 23 | 28 | 17 | 35 | 17 | 5 | 1 | 1 |
| Unknown..... | 62 | 3 | 4 | 4 | 7 | 9 | 6 | 11 | 4 | 5 | 9 |
| Native white—native parents..... | 17,725 | 6,167 | 1,832 | 1,700 | 1,640 | 1,212 | 2,133 | 1,331 | 805 | 771 | 134 |
| Single..... | 8,625 | 6,153 | 1,283 | 516 | 273 | 126 | 141 | 58 | 32 | 25 | 18 |
| Married..... | 7,661 | 13 | 541 | 1,143 | 1,282 | 995 | 1,777 | 1,040 | 499 | 294 | 77 |
| Widowed..... | 1,319 | | 5 | 33 | 60 | 75 | 188 | 215 | 265 | 446 | 32 |
| Divorced..... | 79 | | | 7 | 20 | 11 | 24 | 10 | 5 | 1 | 1 |
| Unknown..... | 41 | 1 | 3 | 1 | 5 | 5 | 3 | 8 | 4 | 5 | 6 |
| Native white—foreign parents..... | 7,803 | 5,656 | 886 | 328 | 292 | 211 | 263 | 109 | 39 | 11 | 8 |
| Single..... | 6,640 | 5,648 | 712 | 144 | 67 | 27 | 26 | 10 | 2 | | 4 |
| Married..... | 1,033 | 8 | 173 | 178 | 207 | 169 | 197 | 77 | 26 | 4 | 4 |
| Widowed..... | 101 | | 1 | 3 | 13 | 12 | 36 | 18 | 11 | 7 | |
| Divorced..... | 18 | | | 3 | 5 | 2 | 4 | 4 | | | |
| Unknown..... | 1 | | | | | 1 | | | | | |
| Foreign white..... | 4,955 | 295 | 535 | 729 | 652 | 539 | 1,013 | 718 | 296 | 137 | 41 |
| Single..... | 899 | 291 | 290 | 121 | 55 | 47 | 45 | 18 | 13 | 12 | 7 |
| Married..... | 3,714 | 3 | 241 | 596 | 532 | 471 | 903 | 612 | 214 | 62 | 30 |
| Widowed..... | 320 | | 4 | 8 | 14 | 16 | 58 | 85 | 69 | 63 | 3 |
| Divorced..... | 13 | | | 3 | 1 | 4 | 5 | 2 | | | |
| Unknown..... | 9 | 1 | | 1 | | 1 | 2 | 3 | | | 1 |
| Colored (total) ¹ | 17,149 | 4,634 | 958 | 3,246 | 3,949 | 2,409 | 1,697 | 189 | 43 | 14 | 10 |
| Single..... | 5,213 | 4,630 | 341 | 116 | 61 | 27 | 29 | 3 | 4 | | 2 |
| Married..... | 11,657 | 3 | 614 | 3,111 | 3,762 | 2,347 | 1,619 | 162 | 28 | 5 | 6 |
| Widowed..... | 258 | | 2 | 14 | 122 | 33 | 46 | 21 | 11 | 9 | |
| Divorced..... | 10 | | | 3 | 2 | 2 | 2 | 3 | | | |
| Unknown..... | 11 | 1 | 1 | 2 | 2 | 2 | 1 | | | | 2 |
| Persons of negro descent..... | 75 | 47 | 7 | 8 | 2 | 4 | 4 | 3 | | | |
| Single..... | 58 | 47 | 7 | 2 | 1 | | | 1 | | | |
| Married..... | 16 | | | 5 | 1 | 4 | 4 | 2 | | | |
| Widowed..... | 1 | | | 1 | | | | | | | |
| Divorced..... | | | | | | | | | | | |
| Unknown..... | | | | | | | | | | | |

¹ Persons of negro descent, Chinese, Japanese, and Indians.

STATISTICS OF POPULATION.

TABLE 30.—CONJUGAL CONDITION OF THE AGGREGATE POPULATION, CLASSIFIED BY SEX, GENERAL NATIVITY, COLOR, AND AGE PERIODS, BY STATES AND TERRITORIES: 1900—Continued.

IDAHO.

| SEX, GENERAL NATIVITY, COLOR, AND CONJUGAL CONDITION. | Aggregate. | Under 15 years. | 15 to 19 years. | 20 to 24 years. | 25 to 29 years. | 30 to 34 years. | 35 to 44 years. | 45 to 54 years. | 55 to 64 years. | 65 years and over. | Age unknown. |
|---|------------|-----------------|-----------------|-----------------|-----------------|-----------------|-----------------|-----------------|-----------------|--------------------|--------------|
| MALES. | | | | | | | | | | | |
| Aggregate..... | 93,367 | 29,966 | 7,848 | 8,136 | 7,987 | 8,091 | 14,446 | 8,667 | 4,902 | 2,936 | 388 |
| Single..... | 61,181 | 29,968 | 7,797 | 6,891 | 4,683 | 3,261 | 4,473 | 2,205 | 1,173 | 669 | 116 |
| Married..... | 28,974 | 2 | 46 | 1,207 | 3,246 | 4,662 | 9,324 | 5,742 | 3,070 | 1,544 | 131 |
| Widowed..... | 2,546 | | 8 | 16 | 59 | 117 | 505 | 585 | 580 | 670 | 11 |
| Divorced..... | 459 | | | 12 | 33 | 40 | 123 | 124 | 74 | 48 | |
| Unknown..... | 207 | 1 | 2 | 10 | 16 | 11 | 16 | 11 | 5 | 5 | 130 |
| Native white—native parents..... | 50,424 | 19,406 | 4,364 | 4,268 | 3,886 | 3,872 | 6,588 | 4,097 | 2,335 | 1,435 | 173 |
| Single..... | 34,378 | 19,404 | 4,341 | 3,611 | 2,202 | 1,436 | 1,777 | 843 | 443 | 276 | 45 |
| Married..... | 14,323 | 1 | 20 | 686 | 1,632 | 2,348 | 4,466 | 2,853 | 1,540 | 787 | 40 |
| Widowed..... | 1,350 | | 2 | 8 | 26 | 63 | 274 | 324 | 308 | 341 | 4 |
| Divorced..... | 247 | | | 5 | 17 | 21 | 62 | 73 | 41 | 28 | |
| Unknown..... | 126 | 1 | 1 | 8 | 9 | 4 | 9 | 4 | 3 | 3 | 84 |
| Native white—foreign parents..... | 23,514 | 9,484 | 2,517 | 2,403 | 2,207 | 1,930 | 3,117 | 1,181 | 454 | 195 | 26 |
| Single..... | 17,336 | 9,484 | 2,508 | 2,013 | 1,208 | 701 | 892 | 333 | 135 | 51 | 11 |
| Married..... | 5,765 | | 9 | 331 | 969 | 1,139 | 2,104 | 774 | 240 | 88 | 11 |
| Widowed..... | 319 | | | 5 | 16 | 25 | 94 | 60 | 70 | 49 | |
| Divorced..... | 30 | | | 4 | 11 | 11 | 25 | 13 | 9 | 7 | |
| Unknown..... | 14 | | | | 3 | 4 | 2 | 1 | | | 4 |
| Foreign white..... | 14,525 | 377 | 496 | 928 | 1,459 | 1,923 | 3,915 | 2,733 | 1,610 | 1,050 | 34 |
| Single..... | 6,561 | 376 | 491 | 816 | 987 | 970 | 1,491 | 772 | 377 | 275 | 6 |
| Married..... | 7,074 | 1 | 4 | 107 | 459 | 920 | 2,269 | 1,741 | 1,034 | 524 | 15 |
| Widowed..... | 742 | | | 1 | 9 | 25 | 115 | 180 | 174 | 237 | 1 |
| Divorced..... | 121 | | | 2 | 1 | 8 | 36 | 37 | 24 | 13 | |
| Unknown..... | 27 | 1 | 2 | 3 | | | 4 | 3 | 1 | 1 | 12 |
| Colored (total) ¹ | 4,904 | 699 | 471 | 537 | 435 | 366 | 326 | 656 | 503 | 256 | 155 |
| Single..... | 2,906 | 699 | 457 | 451 | 236 | 154 | 312 | 257 | 218 | 87 | 54 |
| Married..... | 1,312 | | 13 | 83 | 186 | 205 | 485 | 374 | 256 | 145 | 65 |
| Widowed..... | 135 | | 1 | 2 | 8 | 4 | 22 | 21 | 28 | 43 | 6 |
| Divorced..... | 11 | | | 1 | 4 | | 5 | 1 | | | |
| Unknown..... | 40 | | | | 1 | 3 | 1 | 3 | 1 | 1 | 30 |
| Persons of negro descent..... | 166 | 22 | 10 | 26 | 14 | 15 | 41 | 17 | 16 | 4 | 1 |
| Single..... | 111 | 22 | 10 | 25 | 13 | 10 | 18 | 7 | 4 | 2 | |
| Married..... | 50 | | | 1 | 1 | 5 | 22 | 9 | 10 | 1 | 1 |
| Widowed..... | 5 | | | | | | 1 | 1 | 2 | 1 | |
| Divorced..... | | | | | | | | | | | |
| Unknown..... | | | | | | | | | | | |
| FEMALES. | | | | | | | | | | | |
| Aggregate..... | 68,405 | 28,951 | 6,817 | 6,132 | 5,506 | 5,056 | 7,519 | 4,323 | 2,410 | 1,439 | 202 |
| Single..... | 38,290 | 28,941 | 5,793 | 2,206 | 673 | 245 | 225 | 75 | 46 | 28 | 53 |
| Married..... | 26,391 | 9 | 1,006 | 3,830 | 4,661 | 4,633 | 6,782 | 3,620 | 1,668 | 576 | 106 |
| Widowed..... | 2,906 | | 11 | 63 | 121 | 142 | 434 | 672 | 665 | 869 | 29 |
| Divorced..... | 298 | | 6 | 31 | 45 | 36 | 77 | 56 | 31 | 16 | |
| Unknown..... | 20 | 1 | 1 | 2 | 1 | | 1 | | | | 14 |
| Native white—native parents..... | 39,427 | 18,776 | 4,020 | 3,394 | 2,837 | 2,488 | 3,730 | 2,203 | 1,254 | 654 | 46 |
| Single..... | 23,905 | 18,769 | 3,373 | 1,138 | 322 | 117 | 107 | 28 | 24 | 11 | 11 |
| Married..... | 13,999 | 6 | 634 | 2,193 | 2,454 | 2,234 | 3,371 | 1,895 | 874 | 266 | 22 |
| Widowed..... | 1,341 | | 4 | 42 | 53 | 87 | 203 | 258 | 341 | 368 | |
| Divorced..... | 166 | | 4 | 20 | 22 | 20 | 49 | 27 | 15 | 9 | |
| Unknown..... | 1 | 1 | | 1 | | | | | | | 13 |
| Native white—foreign parents..... | 19,240 | 9,134 | 2,337 | 1,934 | 1,800 | 1,480 | 1,712 | 562 | 159 | 69 | 3 |
| Single..... | 12,410 | 9,134 | 2,069 | 811 | 255 | 77 | 50 | 9 | 1 | 3 | 1 |
| Married..... | 6,416 | | 265 | 1,151 | 1,495 | 1,349 | 1,548 | 472 | 113 | 21 | 2 |
| Widowed..... | 356 | | 2 | 13 | 37 | 43 | 97 | 76 | 43 | 45 | |
| Divorced..... | 57 | | 1 | 8 | 13 | 11 | 17 | 5 | 2 | | |
| Unknown..... | 1 | | | 1 | | | | | | | |
| Foreign white..... | 7,365 | 296 | 313 | 610 | 723 | 924 | 1,779 | 1,316 | 331 | 568 | 5 |
| Single..... | 1,013 | 296 | 255 | 227 | 87 | 42 | 57 | 28 | 11 | 9 | 1 |
| Married..... | 5,431 | | 57 | 379 | 614 | 862 | 1,625 | 1,077 | 532 | 232 | 3 |
| Widowed..... | 871 | | 1 | 3 | 15 | 17 | 89 | 193 | 227 | 326 | |
| Divorced..... | 49 | | | 1 | 7 | 3 | 8 | 18 | 11 | 1 | |
| Unknown..... | 1 | | | | | | | | | | 1 |
| Colored (total) ¹ | 2,373 | 745 | 147 | 144 | 126 | 164 | 298 | 237 | 166 | 198 | 148 |
| Single..... | 962 | 742 | 91 | 30 | 14 | 9 | 11 | 10 | 10 | 5 | 40 |
| Married..... | 1,045 | 3 | 50 | 107 | 93 | 133 | 233 | 176 | 99 | 57 | 79 |
| Widowed..... | 338 | | 4 | 5 | 11 | 15 | 45 | 45 | 54 | 130 | 29 |
| Divorced..... | 26 | | 1 | 2 | 3 | 2 | 3 | 6 | 3 | 6 | |
| Unknown..... | 2 | | 1 | | | | | | | | |
| Persons of negro descent..... | 127 | 34 | 11 | 12 | 13 | 13 | 26 | 12 | 3 | 1 | 2 |
| Single..... | 60 | 34 | 10 | 4 | 4 | 1 | 3 | 3 | 1 | | |
| Married..... | 49 | | 1 | 8 | 5 | 11 | 15 | 7 | 1 | | 1 |
| Widowed..... | 14 | | | | 3 | | 7 | 1 | 1 | 1 | 1 |
| Divorced..... | 3 | | | | 1 | 1 | | 1 | | | |
| Unknown..... | 1 | | | | | | 1 | | | | |

¹ Persons of negro descent, Chinese, Japanese, and Indians.

CONJUGAL CONDITION.

TABLE 30.—CONJUGAL CONDITION OF THE AGGREGATE POPULATION, CLASSIFIED BY SEX, GENERAL NATIVITY, COLOR, AND AGE PERIODS, BY STATES AND TERRITORIES: 1900—Continued.

ILLINOIS.

| SEX, GENERAL NATIVITY, COLOR, AND CONJUGAL CONDITION. | Aggregate. | Under 15 years. | 15 to 19 years. | 20 to 24 years. | 25 to 29 years. | 30 to 34 years. | 35 to 44 years. | 45 to 54 years. | 55 to 64 years. | 65 years and over. | Age unknown. |
|---|------------|-----------------|-----------------|-----------------|-----------------|-----------------|-----------------|-----------------|-----------------|--------------------|--------------|
| MALES | | | | | | | | | | | |
| Aggregate..... | 2,472,782 | 798,618 | 228,877 | 226,294 | 222,785 | 208,831 | 345,778 | 210,432 | 127,389 | 97,151 | 7,177 |
| Single..... | 1,479,812 | 798,562 | 226,866 | 185,974 | 111,070 | 61,153 | 59,507 | 21,479 | 8,896 | 4,557 | 1,748 |
| Married..... | 908,000 | 39 | 1,173 | 38,927 | 108,495 | 142,847 | 272,538 | 173,236 | 102,631 | 66,865 | 1,639 |
| Widowed..... | 71,655 | | 27 | 527 | 2,029 | 3,628 | 11,350 | 13,871 | 14,722 | 25,268 | 233 |
| Divorced..... | 6,181 | | 5 | 194 | 584 | 851 | 1,778 | 1,416 | 843 | 489 | 21 |
| Unknown..... | 7,134 | 17 | 306 | 672 | 557 | 352 | 605 | 380 | 297 | 472 | 3,476 |
| Native white—native parents..... | 1,160,843 | 435,581 | 116,907 | 105,286 | 93,252 | 81,062 | 131,328 | 90,561 | 57,392 | 44,298 | 5,176 |
| Single..... | 732,181 | 435,551 | 115,888 | 82,627 | 41,919 | 21,104 | 20,500 | 8,343 | 3,440 | 1,673 | 1,186 |
| Married..... | 389,006 | 21 | 335 | 49,592 | 149,987 | 57,612 | 104,622 | 74,987 | 47,028 | 31,470 | 970 |
| Widowed..... | 31,688 | | 16 | 319 | 1,128 | 1,743 | 5,002 | 6,256 | 6,361 | 10,748 | 115 |
| Divorced..... | 3,315 | | 4 | 128 | 350 | 450 | 916 | 774 | 428 | 254 | 11 |
| Unknown..... | 4,658 | 9 | 164 | 343 | 263 | 153 | 288 | 201 | 135 | 153 | 2,944 |
| Native white—foreign parents..... | 747,622 | 332,385 | 84,289 | 75,416 | 69,690 | 57,291 | 83,128 | 30,296 | 9,987 | 4,781 | 409 |
| Single..... | 563,116 | 332,367 | 83,981 | 65,430 | 39,005 | 19,779 | 17,185 | 3,926 | 980 | 281 | 182 |
| Married..... | 174,388 | 12 | 203 | 9,672 | 29,927 | 36,829 | 62,952 | 24,255 | 7,703 | 3,205 | 180 |
| Widowed..... | 8,206 | | 5 | 102 | 477 | 880 | 2,481 | 1,863 | 1,188 | 1,201 | 9 |
| Divorced..... | 1,156 | | 1 | 41 | 148 | 213 | 400 | 222 | 100 | 31 | |
| Unknown..... | 756 | 6 | 99 | 171 | 133 | 90 | 110 | 30 | 16 | 13 | 88 |
| Foreign white..... | 517,648 | 20,252 | 23,136 | 40,163 | 53,986 | 65,391 | 123,572 | 85,266 | 57,915 | 46,872 | 1,095 |
| Single..... | 157,019 | 20,247 | 23,008 | 33,542 | 26,884 | 18,113 | 19,590 | 8,516 | 4,259 | 2,540 | 320 |
| Married..... | 323,325 | 5 | 92 | 6,403 | 26,606 | 46,232 | 100,136 | 71,092 | 46,434 | 30,863 | 412 |
| Widowed..... | 29,454 | | 4 | 67 | 312 | 812 | 3,261 | 5,147 | 6,792 | 12,981 | 78 |
| Divorced..... | 1,439 | | 18 | 53 | 143 | 357 | 377 | 291 | 196 | 196 | 4 |
| Unknown..... | 1,411 | | 32 | 133 | 131 | 91 | 178 | 134 | 139 | 292 | 281 |
| Colored (total) ¹ | 46,669 | 10,400 | 4,045 | 5,429 | 5,807 | 5,087 | 7,750 | 4,309 | 2,995 | 1,250 | 497 |
| Single..... | 27,496 | 10,397 | 3,989 | 4,375 | 3,262 | 2,157 | 2,232 | 694 | 217 | 63 | 110 |
| Married..... | 16,281 | 1 | 43 | 983 | 2,370 | 2,674 | 4,778 | 2,952 | 1,466 | 827 | 187 |
| Widowed..... | 2,307 | | 2 | 39 | 112 | 193 | 606 | 605 | 381 | 338 | 31 |
| Divorced..... | 271 | | 7 | 33 | 45 | 105 | 43 | 24 | 8 | 6 | |
| Unknown..... | 314 | 2 | 11 | 25 | 30 | 18 | 29 | 15 | 7 | 14 | 163 |
| Persons of negro descent..... | 45,121 | 10,373 | 4,018 | 5,325 | 5,628 | 4,794 | 7,145 | 4,052 | 2,048 | 1,246 | 492 |
| Single..... | 26,362 | 10,370 | 3,963 | 4,282 | 3,107 | 1,922 | 1,810 | 550 | 188 | 62 | 108 |
| Married..... | 15,910 | 1 | 42 | 976 | 2,346 | 2,621 | 4,609 | 2,853 | 1,451 | 824 | 187 |
| Widowed..... | 2,280 | | 2 | 36 | 112 | 191 | 599 | 593 | 378 | 338 | 31 |
| Divorced..... | 268 | | 7 | 33 | 45 | 103 | 42 | 24 | 8 | 6 | |
| Unknown..... | 301 | 2 | 11 | 24 | 30 | 15 | 24 | 14 | 7 | 14 | 160 |
| FEMALES | | | | | | | | | | | |
| Aggregate..... | 2,348,768 | 790,067 | 231,791 | 228,688 | 213,746 | 183,065 | 295,497 | 184,580 | 118,729 | 93,488 | 4,117 |
| Single..... | 1,272,447 | 789,895 | 212,223 | 126,274 | 61,389 | 31,160 | 30,964 | 11,400 | 5,068 | 3,105 | 969 |
| Married..... | 900,263 | 125 | 18,952 | 99,457 | 146,067 | 148,150 | 239,070 | 139,230 | 73,803 | 33,972 | 1,437 |
| Widowed..... | 165,335 | | 2 | 300 | 1,872 | 4,795 | 7,404 | 23,109 | 32,467 | 55,817 | 587 |
| Divorced..... | 7,639 | | 3 | 113 | 763 | 1,281 | 1,198 | 2,112 | 1,255 | 263 | 19 |
| Unknown..... | 3,084 | 42 | 203 | 322 | 214 | 153 | 242 | 223 | 194 | 331 | 1,155 |
| Native white—native parents..... | 1,110,922 | 427,180 | 115,225 | 102,292 | 87,671 | 74,375 | 117,817 | 82,622 | 56,448 | 44,665 | 2,627 |
| Single..... | 638,951 | 427,063 | 102,945 | 51,211 | 22,746 | 11,852 | 12,475 | 5,544 | 2,308 | 1,691 | 616 |
| Married..... | 393,295 | 84 | 11,899 | 49,442 | 62,044 | 58,921 | 95,147 | 63,235 | 35,664 | 15,961 | 898 |
| Widowed..... | 72,657 | | 2 | 210 | 1,029 | 2,112 | 2,948 | 8,949 | 17,502 | 26,725 | 184 |
| Divorced..... | 4,191 | | 1 | 79 | 457 | 666 | 586 | 1,121 | 719 | 387 | 165 |
| Unknown..... | 1,828 | 30 | 92 | 153 | 103 | 68 | 125 | 128 | 87 | 123 | 919 |
| Native white—foreign parents..... | 750,351 | 332,422 | 86,887 | 79,169 | 72,310 | 57,266 | 79,475 | 28,601 | 9,414 | 4,470 | 337 |
| Single..... | 519,483 | 332,392 | 82,765 | 50,718 | 26,120 | 12,494 | 11,430 | 2,603 | 589 | 220 | 152 |
| Married..... | 208,526 | 18 | 3,979 | 27,782 | 44,868 | 42,245 | 61,462 | 20,908 | 5,657 | 1,512 | 100 |
| Widowed..... | 20,706 | | 38 | 406 | 1,397 | 2,137 | 6,011 | 4,873 | 3,102 | 2,707 | 35 |
| Divorced..... | 1,733 | | 22 | 167 | 372 | 358 | 582 | 199 | 60 | 20 | 1 |
| Unknown..... | 408 | 10 | 83 | 96 | 53 | 32 | 40 | 23 | 6 | 11 | 49 |
| Foreign white..... | 446,987 | 19,671 | 25,758 | 42,409 | 48,514 | 52,907 | 92,505 | 70,150 | 51,210 | 43,095 | 768 |
| Single..... | 95,400 | 19,648 | 23,183 | 22,146 | 11,890 | 6,352 | 6,681 | 3,115 | 1,623 | 1,155 | 157 |
| Married..... | 282,794 | 21 | 2,518 | 19,893 | 36,095 | 44,474 | 78,511 | 53,148 | 31,697 | 16,164 | 273 |
| Widowed..... | 66,722 | | 25 | 223 | 832 | 1,844 | 6,932 | 13,513 | 17,616 | 25,516 | 221 |
| Divorced..... | 1,339 | | 5 | 81 | 152 | 187 | 358 | 302 | 76 | 76 | |
| Unknown..... | 732 | 2 | 27 | 66 | 45 | 50 | 73 | 72 | 96 | 184 | 117 |
| Colored (total) ¹ | 40,008 | 10,794 | 3,921 | 4,818 | 4,751 | 3,517 | 5,700 | 3,207 | 1,657 | 1,258 | 385 |
| Single..... | 18,613 | 10,792 | 3,330 | 2,199 | 1,133 | 462 | 428 | 138 | 48 | 39 | 44 |
| Married..... | 15,648 | 2 | 556 | 2,340 | 3,060 | 2,510 | 3,950 | 1,944 | 785 | 335 | 166 |
| Widowed..... | 5,250 | | 27 | 214 | 454 | 475 | 1,217 | 1,085 | 812 | 869 | 97 |
| Divorced..... | 376 | | 7 | 58 | 91 | 67 | 101 | 35 | 7 | 2 | |
| Unknown..... | 121 | | 1 | 7 | 13 | 3 | 4 | 5 | 5 | 13 | 70 |
| Persons of negro descent..... | 39,957 | 10,774 | 3,920 | 4,805 | 4,746 | 3,513 | 5,696 | 3,205 | 1,655 | 1,258 | 385 |
| Single..... | 18,579 | 10,772 | 3,329 | 2,191 | 1,132 | 460 | 427 | 138 | 47 | 39 | 44 |
| Married..... | 15,633 | 2 | 556 | 2,335 | 3,056 | 2,508 | 3,947 | 1,943 | 785 | 335 | 166 |
| Widowed..... | 5,248 | | 27 | 214 | 454 | 475 | 1,217 | 1,084 | 811 | 869 | 97 |
| Divorced..... | 376 | | 7 | 58 | 91 | 67 | 101 | 35 | 7 | 2 | |
| Unknown..... | 121 | | 1 | 7 | 13 | 3 | 4 | 5 | 5 | 13 | 70 |

¹Persons of negro descent, Chinese, Japanese, and Indians.

STATISTICS OF POPULATION.

TABLE 30.—CONJUGAL CONDITION OF THE AGGREGATE POPULATION, CLASSIFIED BY SEX, GENERAL NATIVITY, COLOR, AND AGE PERIODS, BY STATES AND TERRITORIES: 1900—Continued.

INDIANA.

| SEX, GENERAL NATIVITY, COLOR, AND CONJUGAL CONDITION. | Aggregate. | Under 15 years. | 15 to 19 years. | 20 to 24 years. | 25 to 29 years. | 30 to 34 years. | 35 to 44 years. | 45 to 54 years. | 55 to 64 years. | 65 years and over. | Age unknown. |
|---|------------|-----------------|-----------------|-----------------|-----------------|-----------------|-----------------|-----------------|-----------------|--------------------|--------------|
| MALES. | | | | | | | | | | | |
| Aggregate..... | 1,285,404 | 412,289 | 129,171 | 115,676 | 106,305 | 96,208 | 168,104 | 119,763 | 78,616 | 60,766 | 3,506 |
| Single..... | 731,005 | 412,264 | 127,691 | 87,240 | 43,075 | 22,074 | 21,536 | 9,465 | 4,313 | 2,506 | 841 |
| Married..... | 503,670 | 15 | 1,325 | 27,438 | 61,012 | 70,938 | 134,007 | 101,258 | 64,547 | 42,178 | 902 |
| Widowed..... | 42,633 | 1 | 24 | 454 | 1,424 | 2,303 | 6,066 | 7,773 | 8,931 | 15,506 | 151 |
| Divorced..... | 5,382 | ----- | 10 | 251 | 618 | 761 | 1,332 | 1,169 | 732 | 475 | 34 |
| Unknown..... | 2,714 | 9 | 121 | 243 | 176 | 132 | 1,863 | 98 | 93 | 101 | 1,578 |
| Native white—native parents..... | 993,356 | 352,740 | 104,420 | 88,920 | 78,017 | 68,817 | 114,004 | 86,077 | 56,088 | 41,503 | 2,770 |
| Single..... | 588,742 | 352,722 | 103,072 | 65,074 | 29,100 | 14,957 | 13,409 | 6,211 | 2,800 | 1,456 | 641 |
| Married..... | 368,909 | 13 | 1,217 | 23,060 | 47,133 | 52,329 | 95,154 | 73,333 | 46,487 | 29,461 | 642 |
| Widowed..... | 29,530 | 1 | 20 | 358 | 1,115 | 1,584 | 4,349 | 5,594 | 6,212 | 10,193 | 104 |
| Divorced..... | 3,933 | ----- | 8 | 210 | 496 | 560 | 977 | 868 | 516 | 323 | 25 |
| Unknown..... | 2,192 | 4 | 103 | 188 | 123 | 87 | 115 | 71 | 73 | 70 | 1,353 |
| Native white—foreign parents..... | 183,585 | 49,390 | 19,262 | 19,233 | 19,605 | 13,222 | 31,002 | 16,168 | 6,845 | 3,581 | 177 |
| Single..... | 107,455 | 49,387 | 19,179 | 16,208 | 9,879 | 5,370 | 5,195 | 1,539 | 443 | 191 | 64 |
| Married..... | 70,895 | 2 | 72 | 2,979 | 9,461 | 12,192 | 24,609 | 13,567 | 5,544 | 2,402 | 67 |
| Widowed..... | 4,369 | ----- | 2 | 47 | 174 | 514 | 963 | 933 | 783 | 946 | 7 |
| Divorced..... | 661 | ----- | ----- | 24 | 64 | 121 | 214 | 125 | 74 | 37 | 2 |
| Unknown..... | 155 | 1 | 9 | 25 | 27 | 25 | 21 | 4 | 1 | 5 | 37 |
| Foreign white..... | 78,487 | 2,118 | 2,583 | 4,101 | 5,506 | 6,676 | 13,951 | 14,600 | 13,998 | 14,687 | 267 |
| Single..... | 17,474 | 2,116 | 2,563 | 3,354 | 2,565 | 1,642 | 2,072 | 1,350 | 933 | 793 | 81 |
| Married..... | 58,367 | ----- | 12 | 722 | 2,868 | 4,918 | 11,436 | 12,238 | 11,329 | 9,692 | 107 |
| Widowed..... | 7,056 | ----- | 1 | 4 | 33 | 76 | 376 | 856 | 1,603 | 4,075 | 22 |
| Divorced..... | 415 | ----- | 1 | 4 | 19 | 27 | 54 | 97 | 109 | 103 | 1 |
| Unknown..... | 175 | 2 | 6 | 17 | 16 | 13 | 13 | 14 | 14 | 24 | 56 |
| Colored (total) ¹ | 30,026 | 3,041 | 2,906 | 3,372 | 3,177 | 2,493 | 4,147 | 2,918 | 1,685 | 995 | 292 |
| Single..... | 17,334 | 3,039 | 2,877 | 2,604 | 1,581 | 805 | 860 | 365 | 132 | 66 | 55 |
| Married..... | 10,499 | ----- | 24 | 697 | 1,500 | 1,499 | 2,308 | 2,075 | 1,137 | 623 | 86 |
| Widowed..... | 1,678 | ----- | 1 | 45 | 97 | 129 | 373 | 330 | 325 | 232 | 18 |
| Divorced..... | 323 | ----- | 1 | 13 | 39 | 53 | 87 | 79 | 33 | 12 | 6 |
| Unknown..... | 192 | 2 | 3 | 13 | 10 | 7 | 14 | 9 | 5 | 2 | 127 |
| Persons of negro descent..... | 29,701 | 7,993 | 2,890 | 3,352 | 3,138 | 2,446 | 4,045 | 2,879 | 1,679 | 991 | 288 |
| Single..... | 17,104 | 7,991 | 2,861 | 2,586 | 1,497 | 775 | 798 | 348 | 131 | 66 | 51 |
| Married..... | 10,414 | ----- | 24 | 696 | 1,495 | 1,482 | 2,769 | 2,037 | 1,184 | 621 | 86 |
| Widowed..... | 1,668 | ----- | 1 | 44 | 97 | 129 | 377 | 336 | 326 | 290 | 18 |
| Divorced..... | 323 | ----- | 1 | 13 | 39 | 53 | 87 | 79 | 33 | 12 | 6 |
| Unknown..... | 192 | 2 | 3 | 13 | 10 | 7 | 14 | 9 | 5 | 2 | 127 |
| FEMALES. | | | | | | | | | | | |
| Aggregate..... | 1,231,058 | 400,780 | 128,239 | 115,959 | 103,201 | 91,450 | 152,208 | 107,838 | 72,496 | 57,095 | 1,792 |
| Single..... | 633,041 | 400,639 | 112,773 | 55,421 | 24,789 | 13,178 | 14,136 | 6,414 | 3,234 | 2,017 | 340 |
| Married..... | 501,373 | 70 | 14,998 | 38,483 | 74,967 | 73,911 | 125,894 | 84,431 | 47,000 | 20,908 | 731 |
| Widowed..... | 83,848 | 2 | 198 | 1,143 | 2,320 | 3,360 | 10,414 | 15,740 | 21,580 | 33,327 | 259 |
| Divorced..... | 6,751 | ----- | 2 | 165 | 806 | 1,061 | 957 | 1,646 | 636 | 265 | 13 |
| Unknown..... | 1,045 | 17 | 105 | 121 | 64 | 44 | 68 | 53 | 46 | 78 | 449 |
| Native white—native parents..... | 958,838 | 341,631 | 104,024 | 88,887 | 75,894 | 65,902 | 108,241 | 79,321 | 53,149 | 40,468 | 1,321 |
| Single..... | 513,556 | 341,555 | 90,318 | 39,572 | 16,172 | 8,273 | 8,887 | 4,531 | 2,433 | 1,511 | 254 |
| Married..... | 377,229 | 61 | 13,301 | 47,694 | 57,167 | 54,505 | 91,046 | 63,027 | 34,978 | 14,912 | 533 |
| Widowed..... | 61,947 | 1 | 173 | 865 | 1,689 | 2,352 | 7,020 | 10,795 | 15,147 | 23,767 | 133 |
| Divorced..... | 5,261 | ----- | 1 | 141 | 654 | 741 | 1,242 | 1,242 | 503 | 224 | 7 |
| Unknown..... | 845 | 13 | 91 | 102 | 44 | 31 | 46 | 42 | 38 | 54 | 334 |
| Native white—foreign parents..... | 180,912 | 48,304 | 18,915 | 19,980 | 20,130 | 18,459 | 30,275 | 14,566 | 6,440 | 3,239 | 104 |
| Single..... | 96,346 | 48,795 | 17,333 | 12,416 | 7,090 | 4,102 | 4,367 | 1,211 | 349 | 147 | 36 |
| Married..... | 74,573 | 6 | 1,049 | 7,350 | 12,593 | 13,623 | 23,535 | 11,137 | 4,113 | 1,073 | 45 |
| Widowed..... | 9,085 | ----- | 7 | 122 | 293 | 595 | 2,061 | 2,075 | 1,915 | 2,007 | 10 |
| Divorced..... | 833 | ----- | 1 | 32 | 142 | 132 | 249 | 141 | 59 | 8 | 2 |
| Unknown..... | 75 | 3 | 9 | 10 | 12 | 7 | 13 | 2 | 4 | 4 | 11 |
| Foreign white..... | 63,374 | 2,070 | 2,274 | 3,329 | 4,267 | 4,926 | 10,133 | 11,539 | 11,720 | 12,454 | 162 |
| Single..... | 9,325 | 2,068 | 2,000 | 1,854 | 831 | 535 | 727 | 593 | 369 | 323 | 25 |
| Married..... | 39,255 | ----- | 269 | 1,927 | 3,347 | 4,219 | 8,697 | 8,735 | 7,326 | 4,668 | 67 |
| Widowed..... | 14,433 | ----- | 1 | 29 | 65 | 152 | 649 | 2,128 | 3,959 | 7,417 | 52 |
| Divorced..... | 277 | ----- | ----- | 12 | 21 | 17 | 55 | 79 | 62 | 28 | 1 |
| Unknown..... | 64 | 1 | 4 | 7 | 3 | 3 | 5 | 4 | 2 | 13 | 17 |
| Colored (total) ¹ | 27,934 | 3,275 | 3,026 | 3,263 | 2,910 | 2,163 | 3,559 | 2,412 | 1,187 | 934 | 205 |
| Single..... | 13,814 | 3,271 | 2,622 | 1,579 | 696 | 268 | 205 | 79 | 33 | 36 | 25 |
| Married..... | 10,316 | ----- | 379 | 1,492 | 1,860 | 1,564 | 2,566 | 1,532 | 583 | 255 | 81 |
| Widowed..... | 3,363 | ----- | 17 | 132 | 273 | 261 | 634 | 742 | 559 | 636 | 59 |
| Divorced..... | 330 | ----- | 7 | 58 | 76 | 67 | 100 | 54 | 10 | 5 | 3 |
| Unknown..... | 61 | ----- | 1 | 2 | 5 | 3 | 4 | 5 | 2 | 2 | 37 |
| Persons of negro descent..... | 27,304 | 3,222 | 3,009 | 3,254 | 2,902 | 2,155 | 3,542 | 2,404 | 1,179 | 933 | 204 |
| Single..... | 13,729 | 3,218 | 2,605 | 1,571 | 692 | 268 | 204 | 77 | 33 | 36 | 25 |
| Married..... | 10,234 | ----- | 379 | 1,491 | 1,856 | 1,558 | 2,554 | 1,523 | 579 | 254 | 81 |
| Widowed..... | 3,350 | ----- | 17 | 132 | 273 | 259 | 680 | 740 | 555 | 636 | 58 |
| Divorced..... | 330 | ----- | 7 | 58 | 76 | 67 | 100 | 54 | 10 | 5 | 3 |
| Unknown..... | 61 | ----- | 1 | 2 | 5 | 3 | 4 | 5 | 2 | 2 | 37 |

¹ Persons of negro descent, Chinese, Japanese, and Indians.

CONJUGAL CONDITION.

271

TABLE 30.—CONJUGAL CONDITION OF THE AGGREGATE POPULATION, CLASSIFIED BY SEX, GENERAL NATIVITY, COLOR, AND AGE PERIODS, BY STATES AND TERRITORIES: 1900—Continued.

INDIAN TERRITORY.

| SEX, GENERAL NATIVITY, COLOR, AND CONJUGAL CONDITION. | Aggregate. | Under 15 years. | 15 to 19 years. | 20 to 24 years. | 25 to 29 years. | 30 to 34 years. | 35 to 44 years. | 45 to 54 years. | 55 to 64 years. | 65 years and over. | Age unknown. |
|---|------------|-----------------|-----------------|-----------------|-----------------|-----------------|-----------------|-----------------|-----------------|--------------------|--------------|
| MALES. | | | | | | | | | | | |
| Aggregate..... | 208,952 | 85,329 | 22,068 | 20,015 | 17,517 | 13,673 | 22,388 | 16,005 | 7,017 | 3,453 | 1,487 |
| Single..... | 132,689 | 85,287 | 21,583 | 13,642 | 5,976 | 2,462 | 2,203 | 871 | 300 | 114 | 301 |
| Married..... | 67,972 | 5 | 328 | 5,973 | 10,891 | 10,572 | 18,588 | 13,329 | 5,581 | 2,327 | 493 |
| Widowed..... | 6,979 | | 11 | 260 | 527 | 553 | 1,461 | 1,685 | 1,136 | 982 | 54 |
| Divorced..... | 412 | | 2 | 33 | 53 | 87 | 108 | 95 | 42 | 20 | 2 |
| Unknown..... | 1,200 | 37 | 194 | 107 | 70 | 29 | 33 | 15 | 8 | 10 | 697 |
| Native white—native parents..... | 154,706 | 63,495 | 16,380 | 14,789 | 13,183 | 10,406 | 16,891 | 11,661 | 5,011 | 2,856 | 584 |
| Single..... | 98,505 | 63,459 | 16,004 | 10,203 | 4,519 | 1,831 | 1,554 | 552 | 174 | 59 | 150 |
| Married..... | 50,777 | 4 | 231 | 4,323 | 8,223 | 8,145 | 14,223 | 9,855 | 4,004 | 1,584 | 185 |
| Widowed..... | 4,614 | | 5 | 165 | 362 | 366 | 1,012 | 1,183 | 802 | 693 | 26 |
| Divorced..... | 275 | | 2 | 20 | 32 | 39 | 77 | 61 | 28 | 16 | |
| Unknown..... | 535 | 32 | 138 | 78 | 47 | 25 | 25 | 10 | 3 | 4 | 173 |
| Native white—foreign parents..... | 5,730 | 1,924 | 547 | 495 | 506 | 439 | 320 | 563 | 286 | 141 | 9 |
| Single..... | 3,413 | 1,924 | 541 | 369 | 229 | 121 | 136 | 64 | 19 | 7 | 3 |
| Married..... | 2,082 | | 2 | 120 | 266 | 299 | 639 | 442 | 218 | 90 | 6 |
| Widowed..... | 217 | | | 4 | 8 | 17 | 44 | 52 | 48 | 44 | |
| Divorced..... | 10 | | | 1 | 1 | 2 | 1 | 5 | 1 | | |
| Unknown..... | 8 | | 4 | 2 | 2 | | | | | | |
| Foreign white..... | 3,247 | 141 | 120 | 239 | 294 | 416 | 745 | 678 | 403 | 205 | 6 |
| Single..... | 1,089 | 141 | 119 | 191 | 163 | 140 | 159 | 95 | 59 | 20 | 2 |
| Married..... | 1,875 | | | 45 | 125 | 267 | 545 | 500 | 274 | 116 | 3 |
| Widowed..... | 250 | | | | 4 | 9 | 34 | 76 | 62 | 65 | |
| Divorced..... | 21 | | | | | | 5 | 6 | 7 | 3 | |
| Unknown..... | 12 | | 1 | 3 | 2 | | 2 | 1 | 1 | 1 | 1 |
| Colored (total) ¹ | 45,269 | 19,769 | 5,021 | 4,492 | 3,534 | 2,412 | 3,932 | 3,103 | 1,317 | 751 | 938 |
| Single..... | 29,682 | 19,763 | 4,869 | 2,879 | 1,065 | 370 | 354 | 160 | 48 | 28 | 146 |
| Married..... | 13,238 | 1 | 95 | 1,485 | 2,277 | 1,861 | 3,176 | 2,532 | 1,035 | 537 | 289 |
| Widowed..... | 1,598 | | 6 | 91 | 153 | 161 | 371 | 384 | 224 | 180 | 23 |
| Divorced..... | 106 | | | 13 | 20 | 16 | 25 | 23 | 6 | 1 | 2 |
| Unknown..... | 645 | 5 | 51 | 24 | 19 | 4 | 6 | 4 | 4 | 5 | 523 |
| Persons of negro descent..... | 19,147 | 7,551 | 2,060 | 2,037 | 1,654 | 1,196 | 1,909 | 1,442 | 646 | 405 | 247 |
| Single..... | 12,024 | 7,547 | 2,012 | 1,343 | 524 | 205 | 216 | 82 | 25 | 14 | 56 |
| Married..... | 6,152 | 1 | 28 | 638 | 1,029 | 892 | 1,471 | 1,151 | 506 | 295 | 141 |
| Widowed..... | 320 | | 3 | 38 | 80 | 85 | 202 | 194 | 107 | 95 | 16 |
| Divorced..... | 71 | | | 8 | 12 | 12 | 17 | 15 | 6 | | 1 |
| Unknown..... | 80 | 3 | 17 | 10 | 9 | 2 | 3 | | 2 | 1 | 33 |
| FEMALES. | | | | | | | | | | | |
| Aggregate..... | 183,108 | 82,313 | 21,075 | 18,166 | 14,844 | 10,618 | 16,112 | 10,789 | 5,212 | 2,758 | 1,221 |
| Single..... | 104,488 | 82,202 | 15,448 | 4,467 | 1,181 | 399 | 328 | 187 | 80 | 58 | 138 |
| Married..... | 67,406 | 30 | 5,306 | 12,803 | 12,776 | 9,447 | 14,095 | 8,510 | 3,172 | 831 | 386 |
| Widowed..... | 9,938 | 2 | 231 | 742 | 733 | 703 | 1,584 | 2,009 | 1,917 | 1,848 | 119 |
| Divorced..... | 546 | | 41 | 123 | 96 | 64 | 97 | 76 | 35 | 7 | 7 |
| Unknown..... | 730 | 29 | 49 | 31 | 8 | 5 | 8 | 7 | 8 | 14 | 571 |
| Native white—native parents..... | 132,941 | 60,070 | 15,354 | 13,202 | 10,910 | 7,956 | 11,805 | 7,732 | 3,795 | 1,786 | 281 |
| Single..... | 75,662 | 59,982 | 11,066 | 3,085 | 793 | 261 | 211 | 122 | 51 | 31 | 60 |
| Married..... | 50,527 | 65 | 4,076 | 9,577 | 9,599 | 7,237 | 10,584 | 6,338 | 2,358 | 553 | 135 |
| Widowed..... | 6,292 | 2 | 149 | 455 | 459 | 422 | 956 | 1,278 | 1,362 | 1,185 | 24 |
| Divorced..... | 302 | | 29 | 70 | 55 | 32 | 51 | 40 | 19 | 6 | |
| Unknown..... | 158 | 21 | 34 | 15 | 4 | 4 | 3 | 4 | 5 | 6 | 62 |
| Native white—foreign parents..... | 4,517 | 1,948 | 515 | 425 | 443 | 326 | 434 | 251 | 109 | 64 | 2 |
| Single..... | 2,586 | 1,948 | 420 | 124 | 48 | 21 | 15 | 3 | 4 | 1 | 2 |
| Married..... | 1,711 | | 88 | 290 | 373 | 289 | 334 | 210 | 59 | 18 | |
| Widowed..... | 201 | | 3 | 7 | 20 | 18 | 33 | 37 | 43 | 45 | |
| Divorced..... | 14 | | 1 | 4 | 2 | 2 | 2 | 1 | 2 | | |
| Unknown..... | 5 | | 3 | | | 1 | | | 1 | | |
| Foreign white..... | 1,539 | 112 | 113 | 170 | 157 | 177 | 362 | 249 | 128 | 68 | 3 |
| Single..... | 272 | 112 | 82 | 39 | 17 | 4 | 8 | 4 | 2 | 3 | 1 |
| Married..... | 1,112 | | 30 | 127 | 133 | 170 | 324 | 208 | 91 | 27 | 2 |
| Widowed..... | 151 | | 1 | 4 | 6 | 3 | 28 | 36 | 35 | 38 | |
| Divorced..... | 4 | | | | 1 | | 2 | 1 | | | |
| Unknown..... | | | | | | | | | | | |
| Colored (total) ¹ | 44,111 | 20,183 | 5,093 | 4,369 | 3,334 | 2,159 | 3,511 | 2,507 | 1,180 | 840 | 935 |
| Single..... | 25,968 | 20,160 | 3,880 | 1,219 | 323 | 113 | 94 | 58 | 23 | 23 | 75 |
| Married..... | 14,056 | 15 | 1,112 | 2,809 | 2,671 | 1,751 | 2,803 | 1,764 | 664 | 228 | 249 |
| Widowed..... | 3,294 | | 78 | 276 | 298 | 265 | 567 | 658 | 477 | 580 | 95 |
| Divorced..... | 226 | | 11 | 49 | 38 | 30 | 42 | 34 | 14 | 1 | 7 |
| Unknown..... | 567 | 8 | 12 | 16 | 4 | | 5 | 3 | 2 | 8 | 509 |
| Persons of negro descent..... | 17,706 | 7,709 | 2,111 | 1,910 | 1,471 | 945 | 1,467 | 993 | 482 | 377 | 236 |
| Single..... | 10,116 | 7,700 | 1,607 | 514 | 139 | 45 | 32 | 22 | 8 | 12 | 37 |
| Married..... | 6,062 | 5 | 458 | 1,231 | 1,155 | 757 | 1,191 | 729 | 292 | 119 | 125 |
| Widowed..... | 1,364 | | 37 | 133 | 152 | 126 | 220 | 234 | 174 | 242 | 46 |
| Divorced..... | 119 | | 5 | 27 | 24 | 17 | 22 | 13 | 7 | | 4 |
| Unknown..... | 45 | 4 | 4 | 5 | 1 | | 2 | | 1 | 4 | 24 |

¹ Persons of negro descent, Chinese, Japanese, and Indians.

STATISTICS OF POPULATION.

TABLE 30.—CONJUGAL CONDITION OF THE AGGREGATE POPULATION, CLASSIFIED BY SEX, GENERAL NATIVITY, COLOR, AND AGE PERIODS, BY STATES AND TERRITORIES: 1900—Continued.

IOWA.

| SEX, GENERAL NATIVITY, COLOR, AND CONJUGAL CONDITION. | Aggregate. | Under 15 years. | 15 to 19 years. | 20 to 24 years. | 25 to 29 years. | 30 to 34 years. | 35 to 44 years. | 45 to 54 years. | 55 to 64 years. | 65 years and over. | Age un- known. |
|---|------------|-----------------|-----------------|-----------------|-----------------|-----------------|-----------------|-----------------|-----------------|--------------------|----------------|
| MALES. | | | | | | | | | | | |
| Aggregate..... | 1,156,849 | 384,599 | 114,876 | 107,564 | 96,550 | 85,993 | 141,555 | 99,999 | 65,535 | 56,825 | 3,353 |
| Single..... | 694,334 | 384,581 | 114,250 | 88,512 | 46,554 | 23,469 | 21,908 | 3,673 | 3,382 | 2,053 | 957 |
| Married..... | 423,591 | 10 | 513 | 18,497 | 48,801 | 60,766 | 114,652 | 85,044 | 54,771 | 39,847 | 690 |
| Widowed..... | 32,932 | 11 | 199 | 722 | 1,245 | 4,021 | 5,422 | 6,754 | 14,449 | 109 | 109 |
| Divorced..... | 3,141 | 4 | 98 | 259 | 374 | 766 | 735 | 586 | 352 | 17 | 17 |
| Unknown..... | 2,851 | 8 | 98 | 258 | 214 | 139 | 213 | 125 | 92 | 124 | 1,580 |
| Native white—native parents..... | 647,757 | 247,111 | 66,778 | 58,279 | 48,881 | 42,443 | 68,678 | 51,196 | 33,629 | 28,304 | 2,458 |
| Single..... | 405,543 | 247,099 | 66,309 | 45,485 | 20,842 | 9,926 | 9,119 | 3,870 | 1,444 | 819 | 635 |
| Married..... | 221,491 | 7 | 403 | 12,454 | 27,337 | 31,480 | 66,849 | 43,970 | 28,427 | 20,163 | 401 |
| Widowed..... | 16,795 | 7 | 7 | 144 | 420 | 713 | 2,110 | 2,858 | 3,405 | 7,087 | 51 |
| Divorced..... | 1,961 | 8 | 8 | 78 | 177 | 254 | 490 | 450 | 307 | 190 | 12 |
| Unknown..... | 1,962 | 5 | 66 | 118 | 105 | 70 | 110 | 48 | 46 | 45 | 1,359 |
| Native white—foreign parents..... | 331,027 | 131,344 | 40,913 | 37,167 | 32,939 | 26,999 | 37,919 | 15,535 | 5,479 | 3,477 | 255 |
| Single..... | 240,169 | 131,340 | 40,788 | 32,476 | 17,753 | 8,428 | 7,138 | 1,657 | 356 | 114 | 124 |
| Married..... | 86,205 | 3 | 92 | 4,543 | 14,352 | 17,147 | 29,578 | 12,977 | 4,448 | 2,484 | 81 |
| Widowed..... | 3,796 | 86 | 214 | 309 | 999 | 757 | 126 | 617 | 18 | 5 | 5 |
| Divorced..... | 520 | 1 | 15 | 59 | 82 | 168 | 126 | 50 | 18 | 1 | 1 |
| Unknown..... | 337 | 1 | 32 | 97 | 61 | 33 | 41 | 18 | 3 | 2 | 44 |
| Foreign white..... | 170,883 | 4,395 | 6,515 | 11,340 | 13,960 | 16,935 | 33,876 | 32,535 | 26,017 | 24,795 | 515 |
| Single..... | 44,515 | 4,393 | 6,491 | 9,934 | 7,553 | 4,898 | 5,392 | 3,040 | 1,551 | 1,102 | 161 |
| Married..... | 113,306 | 13 | 13 | 1,351 | 6,272 | 11,775 | 27,499 | 27,568 | 21,609 | 17,058 | 161 |
| Widowed..... | 11,977 | 2 | 2 | 13 | 76 | 194 | 847 | 1,729 | 2,653 | 6,424 | 39 |
| Divorced..... | 584 | 3 | 3 | 15 | 34 | 81 | 142 | 169 | 187 | 3 | 3 |
| Unknown..... | 501 | 2 | 9 | 39 | 44 | 34 | 67 | 56 | 35 | 74 | 151 |
| Colored (total) ¹ | 7,182 | 1,749 | 670 | 778 | 770 | 616 | 1,082 | 733 | 410 | 249 | 125 |
| Single..... | 4,102 | 1,749 | 662 | 617 | 406 | 217 | 259 | 106 | 31 | 18 | 37 |
| Married..... | 2,589 | 5 | 5 | 149 | 340 | 364 | 726 | 529 | 287 | 142 | 47 |
| Widowed..... | 364 | 2 | 2 | 6 | 12 | 29 | 65 | 78 | 79 | 79 | 14 |
| Divorced..... | 76 | 2 | 2 | 2 | 8 | 4 | 27 | 17 | 10 | 7 | 1 |
| Unknown..... | 51 | 1 | 4 | 4 | 4 | 2 | 5 | 3 | 3 | 3 | 26 |
| Persons of negro descent..... | 6,875 | 1,666 | 641 | 749 | 736 | 589 | 1,037 | 704 | 390 | 239 | 124 |
| Single..... | 3,924 | 1,666 | 637 | 601 | 390 | 208 | 245 | 92 | 31 | 18 | 36 |
| Married..... | 2,437 | 3 | 3 | 139 | 326 | 349 | 696 | 517 | 275 | 155 | 47 |
| Widowed..... | 338 | 3 | 3 | 3 | 8 | 26 | 64 | 76 | 71 | 76 | 14 |
| Divorced..... | 76 | 2 | 2 | 2 | 3 | 4 | 17 | 10 | 7 | 7 | 1 |
| Unknown..... | 50 | 1 | 4 | 4 | 4 | 2 | 5 | 2 | 3 | 3 | 26 |
| FEMALES. | | | | | | | | | | | |
| Aggregate..... | 1,075,004 | 375,014 | 112,911 | 103,952 | 89,225 | 76,543 | 124,117 | 83,872 | 58,411 | 49,091 | 1,868 |
| Single..... | 589,771 | 374,964 | 103,688 | 58,840 | 24,043 | 11,479 | 10,946 | 4,204 | 1,920 | 1,293 | 394 |
| Married..... | 419,557 | 45 | 9,026 | 46,117 | 63,419 | 62,566 | 105,838 | 68,867 | 41,426 | 21,717 | 536 |
| Widowed..... | 60,450 | 79 | 550 | 1,178 | 1,934 | 6,235 | 9,964 | 14,549 | 25,774 | 187 | 187 |
| Divorced..... | 3,926 | 38 | 328 | 527 | 530 | 1,030 | 777 | 468 | 220 | 3 | 3 |
| Unknown..... | 1,300 | 5 | 80 | 117 | 58 | 34 | 63 | 60 | 48 | 87 | 743 |
| Native white—native parents..... | 613,311 | 240,698 | 65,065 | 55,981 | 46,074 | 38,907 | 62,765 | 45,128 | 31,584 | 25,749 | 1,360 |
| Single..... | 355,356 | 240,662 | 58,702 | 28,936 | 11,685 | 5,477 | 5,312 | 2,375 | 1,182 | 758 | 267 |
| Married..... | 222,835 | 33 | 6,246 | 26,424 | 33,347 | 32,022 | 53,585 | 37,067 | 22,440 | 11,342 | 329 |
| Widowed..... | 31,577 | 51 | 388 | 654 | 1,059 | 3,149 | 5,140 | 7,640 | 13,472 | 74 | 74 |
| Divorced..... | 2,560 | 23 | 228 | 365 | 329 | 676 | 503 | 299 | 133 | 4 | 4 |
| Unknown..... | 983 | 3 | 43 | 55 | 23 | 20 | 43 | 23 | 44 | 686 | 686 |
| Native white—foreign parents..... | 320,790 | 128,367 | 41,216 | 37,870 | 32,066 | 24,633 | 34,958 | 13,564 | 5,006 | 2,956 | 154 |
| Single..... | 211,205 | 128,354 | 39,085 | 23,074 | 10,235 | 4,839 | 4,259 | 985 | 214 | 88 | 72 |
| Married..... | 101,322 | 11 | 2,083 | 14,531 | 21,314 | 19,111 | 28,665 | 10,343 | 3,513 | 1,194 | 52 |
| Widowed..... | 7,363 | 12 | 155 | 375 | 544 | 1,773 | 1,612 | 1,226 | 1,657 | 9 | 9 |
| Divorced..... | 753 | 8 | 70 | 129 | 249 | 249 | 113 | 49 | 13 | 2 | 2 |
| Unknown..... | 147 | 2 | 28 | 40 | 22 | 10 | 12 | 6 | 4 | 4 | 19 |
| Foreign white..... | 134,899 | 4,207 | 5,950 | 9,440 | 10,458 | 12,551 | 25,621 | 24,664 | 21,549 | 20,199 | 260 |
| Single..... | 20,309 | 4,206 | 5,325 | 4,636 | 1,981 | 1,105 | 1,332 | 825 | 513 | 443 | 43 |
| Married..... | 92,983 | 1 | 603 | 4,818 | 3,318 | 11,100 | 22,980 | 20,597 | 15,325 | 9,123 | 118 |
| Widowed..... | 20,899 | 9 | 40 | 115 | 282 | 1,206 | 3,075 | 3,075 | 10,522 | 76 | 76 |
| Divorced..... | 565 | 6 | 26 | 31 | 61 | 93 | 157 | 118 | 73 | | |
| Unknown..... | 143 | 7 | 20 | 13 | 3 | 10 | 10 | 18 | 38 | 24 | 24 |
| Colored (total) ¹ | 6,004 | 1,742 | 680 | 661 | 627 | 452 | 773 | 516 | 272 | 187 | 94 |
| Single..... | 2,901 | 1,742 | 576 | 294 | 142 | 58 | 43 | 19 | 11 | 4 | 12 |
| Married..... | 2,417 | 7 | 344 | 344 | 440 | 333 | 603 | 355 | 148 | 58 | 37 |
| Widowed..... | 611 | 17 | 17 | 17 | 34 | 49 | 107 | 137 | 103 | 123 | 29 |
| Divorced..... | 48 | 1 | 1 | 11 | 11 | 12 | 4 | 2 | 1 | 1 | 2 |
| Unknown..... | 27 | 2 | 2 | 2 | | 1 | 3 | 1 | 3 | 1 | 14 |
| Persons of negro descent..... | 5,318 | 1,670 | 660 | 655 | 610 | 437 | 757 | 502 | 256 | 177 | 94 |
| Single..... | 2,816 | 1,670 | 566 | 293 | 142 | 57 | 43 | 19 | 11 | 3 | 12 |
| Married..... | 2,346 | 86 | 340 | 429 | 323 | 594 | 343 | 140 | 54 | 37 | 37 |
| Widowed..... | 581 | 5 | 16 | 28 | 45 | 105 | 135 | 100 | 118 | 29 | 29 |
| Divorced..... | 48 | 1 | 4 | 11 | 11 | 12 | 4 | 2 | 1 | 1 | 2 |
| Unknown..... | 27 | 2 | 2 | | | 1 | 3 | 1 | 3 | 1 | 14 |

¹ Persons of negro descent, Chinese, Japanese, and Indians.

CONJUGAL CONDITION.

TABLE 30.—CONJUGAL CONDITION OF THE AGGREGATE POPULATION, CLASSIFIED BY SEX, GENERAL NATIVITY, COLOR, AND AGE PERIODS, BY STATES AND TERRITORIES: 1900—Continued.

KANSAS.

| SEX, GENERAL NATIVITY, COLOR, AND CONJUGAL CONDITION. | Aggregate. | Under 15 years. | 15 to 19 years. | 20 to 24 years. | 25 to 29 years. | 30 to 34 years. | 35 to 44 years. | 45 to 54 years. | 55 to 64 years. | 65 years and over. | Age unknown. |
|---|------------|-----------------|-----------------|-----------------|-----------------|-----------------|-----------------|-----------------|-----------------|--------------------|--------------|
| MALES. | | | | | | | | | | | |
| Aggregate..... | 768,716 | 260,164 | 79,951 | 71,823 | 60,947 | 51,756 | 88,986 | 69,707 | 48,825 | 34,508 | 2,049 |
| Single..... | 460,878 | 260,148 | 79,209 | 57,895 | 27,752 | 13,175 | 12,449 | 5,812 | 2,665 | 1,572 | 701 |
| Married..... | 281,257 | 3 | 475 | 13,309 | 32,270 | 37,314 | 72,990 | 59,555 | 40,512 | 24,287 | 542 |
| Widowed..... | 22,115 | 7 | 9 | 165 | 512 | 896 | 2,845 | 4,183 | 5,163 | 8,245 | 97 |
| Divorced..... | 2,164 | 3 | 3 | 65 | 183 | 217 | 503 | 511 | 396 | 279 | 7 |
| Unknown..... | 2,302 | 13 | 255 | 389 | 230 | 154 | 199 | 146 | 89 | 125 | 702 |
| Native white—native parents..... | 526,427 | 191,399 | 56,084 | 49,181 | 40,816 | 33,905 | 57,219 | 44,922 | 30,610 | 20,792 | 1,549 |
| Single..... | 324,490 | 191,388 | 55,446 | 38,917 | 17,516 | 8,101 | 7,387 | 3,108 | 1,379 | 677 | 571 |
| Married..... | 185,363 | 2 | 393 | 9,845 | 22,676 | 24,969 | 47,487 | 38,741 | 25,835 | 15,097 | 318 |
| Widowed..... | 13,541 | 7 | 109 | 354 | 577 | 1,870 | 2,657 | 3,119 | 4,794 | 54 | 5 |
| Divorced..... | 1,392 | 3 | 88 | 126 | 156 | 344 | 333 | 230 | 187 | 67 | 601 |
| Unknown..... | 1,641 | 9 | 185 | 272 | 144 | 102 | 131 | 83 | 47 | 67 | 601 |
| Native white—foreign parents..... | 142,255 | 57,879 | 18,243 | 15,549 | 12,433 | 9,544 | 14,466 | 7,785 | 3,989 | 2,284 | 83 |
| Single..... | 102,207 | 57,876 | 18,148 | 13,298 | 6,586 | 2,843 | 2,383 | 678 | 280 | 91 | 24 |
| Married..... | 37,518 | 2 | 43 | 2,156 | 5,716 | 6,502 | 11,620 | 6,600 | 3,246 | 1,598 | 37 |
| Widowed..... | 2,002 | 17 | 59 | 146 | 372 | 486 | 372 | 486 | 409 | 560 | 3 |
| Divorced..... | 289 | 16 | 30 | 36 | 66 | 63 | 66 | 63 | 48 | 29 | 1 |
| Unknown..... | 239 | 3 | 52 | 62 | 42 | 17 | 25 | 8 | 6 | 6 | 18 |
| Foreign white..... | 72,240 | 2,012 | 2,584 | 4,192 | 5,316 | 6,557 | 4,352 | 14,368 | 12,582 | 10,122 | 155 |
| Single..... | 17,823 | 2,011 | 2,568 | 3,481 | 2,639 | 1,810 | 2,248 | 1,343 | 926 | 750 | 47 |
| Married..... | 48,726 | 1 | 11 | 682 | 2,610 | 4,638 | 11,656 | 12,162 | 10,203 | 6,710 | 53 |
| Widowed..... | 5,156 | 10 | 39 | 86 | 373 | 751 | 1,383 | 2,643 | 2,643 | 21 | 21 |
| Divorced..... | 332 | 6 | 7 | 52 | 84 | 99 | 84 | 99 | 82 | 1 | 1 |
| Unknown..... | 203 | 5 | 18 | 22 | 16 | 23 | 23 | 21 | 21 | 37 | 33 |
| Colored (total) ¹ | 27,794 | 8,874 | 3,090 | 2,901 | 2,382 | 1,750 | 2,949 | 2,632 | 1,644 | 1,310 | 262 |
| Single..... | 16,358 | 8,873 | 3,047 | 2,199 | 1,011 | 421 | 431 | 183 | 80 | 54 | 59 |
| Married..... | 9,650 | 28 | 626 | 1,268 | 1,205 | 2,227 | 2,052 | 1,228 | 832 | 134 | 134 |
| Widowed..... | 1,416 | 2 | 29 | 60 | 87 | 230 | 339 | 302 | 348 | 19 | 19 |
| Divorced..... | 151 | 10 | 21 | 18 | 41 | 31 | 31 | 19 | 11 | 11 | 11 |
| Unknown..... | 219 | 1 | 13 | 37 | 22 | 19 | 20 | 15 | 15 | 15 | 50 |
| Persons of negro descent..... | 26,542 | 8,400 | 2,896 | 2,727 | 2,297 | 1,680 | 2,834 | 2,563 | 1,598 | 1,288 | 259 |
| Single..... | 15,476 | 8,399 | 2,857 | 2,061 | 974 | 406 | 416 | 173 | 78 | 54 | 58 |
| Married..... | 9,401 | 25 | 597 | 1,230 | 1,163 | 2,156 | 2,016 | 1,206 | 874 | 134 | 134 |
| Widowed..... | 1,364 | 2 | 28 | 56 | 81 | 221 | 328 | 292 | 339 | 17 | 17 |
| Divorced..... | 144 | 10 | 20 | 17 | 38 | 30 | 30 | 19 | 10 | 10 | 10 |
| Unknown..... | 157 | 1 | 12 | 31 | 17 | 13 | 3 | 3 | 11 | 11 | 50 |
| FEMALES. | | | | | | | | | | | |
| Aggregate..... | 701,779 | 252,575 | 77,628 | 68,287 | 56,913 | 47,055 | 77,117 | 56,988 | 38,345 | 25,865 | 1,006 |
| Single..... | 380,279 | 252,495 | 69,214 | 33,198 | 12,691 | 5,184 | 4,187 | 1,648 | 877 | 581 | 204 |
| Married..... | 279,106 | 51 | 8,124 | 34,139 | 42,679 | 39,927 | 67,283 | 47,446 | 27,667 | 11,387 | 403 |
| Widowed..... | 38,833 | 1 | 88 | 542 | 1,063 | 1,516 | 4,937 | 7,375 | 9,464 | 13,677 | 170 |
| Divorced..... | 2,727 | 49 | 280 | 415 | 389 | 659 | 478 | 298 | 154 | 5 | 5 |
| Unknown..... | 834 | 28 | 153 | 128 | 65 | 39 | 51 | 41 | 39 | 66 | 224 |
| Native white—native parents..... | 487,228 | 185,671 | 53,864 | 46,889 | 38,333 | 31,402 | 50,406 | 38,176 | 25,497 | 16,380 | 610 |
| Single..... | 270,608 | 185,618 | 47,853 | 21,595 | 7,961 | 3,241 | 2,580 | 1,132 | 602 | 375 | 151 |
| Married..... | 189,901 | 38 | 6,320 | 24,634 | 29,342 | 26,881 | 44,451 | 32,216 | 18,537 | 7,213 | 214 |
| Widowed..... | 24,309 | 1 | 62 | 384 | 691 | 988 | 2,899 | 4,490 | 6,034 | 8,656 | 54 |
| Divorced..... | 1,870 | 35 | 195 | 298 | 267 | 453 | 453 | 202 | 100 | 100 | 3 |
| Unknown..... | 540 | 14 | 91 | 81 | 41 | 25 | 23 | 24 | 22 | 31 | 188 |
| Native white—foreign parents..... | 133,882 | 56,250 | 18,196 | 14,966 | 11,988 | 8,807 | 12,857 | 6,190 | 2,843 | 1,685 | 50 |
| Single..... | 87,980 | 56,234 | 16,971 | 8,585 | 3,501 | 1,350 | 991 | 217 | 68 | 45 | 18 |
| Married..... | 41,727 | 5 | 1,164 | 6,254 | 8,257 | 7,148 | 10,983 | 5,166 | 2,040 | 689 | 21 |
| Widowed..... | 3,642 | 11 | 68 | 159 | 236 | 775 | 739 | 710 | 983 | 6 | 6 |
| Divorced..... | 364 | 9 | 37 | 54 | 68 | 100 | 64 | 24 | 8 | 8 | 8 |
| Unknown..... | 119 | 11 | 41 | 22 | 17 | 5 | 8 | 4 | 1 | 5 | 5 |
| Foreign white..... | 54,337 | 1,926 | 2,352 | 3,646 | 4,323 | 5,147 | 10,926 | 10,490 | 8,716 | 6,724 | 82 |
| Single..... | 7,936 | 1,922 | 2,063 | 1,670 | 739 | 447 | 507 | 260 | 181 | 137 | 10 |
| Married..... | 37,858 | 1 | 281 | 1,934 | 3,515 | 4,550 | 9,550 | 8,587 | 6,314 | 3,086 | 40 |
| Widowed..... | 8,198 | 17 | 60 | 130 | 130 | 814 | 1,559 | 2,155 | 3,441 | 3,441 | 22 |
| Divorced..... | 269 | 11 | 14 | 18 | 46 | 77 | 77 | 62 | 41 | 41 | 10 |
| Unknown..... | 76 | 3 | 8 | 14 | 7 | 2 | 9 | 7 | 4 | 19 | 10 |
| Colored (total) ¹ | 26,382 | 8,728 | 3,216 | 2,786 | 2,264 | 1,699 | 2,928 | 2,132 | 1,289 | 1,076 | 264 |
| Single..... | 13,755 | 8,721 | 2,827 | 1,348 | 490 | 146 | 109 | 39 | 26 | 24 | 25 |
| Married..... | 9,620 | 7 | 359 | 1,317 | 1,565 | 1,348 | 2,299 | 1,477 | 726 | 394 | 128 |
| Widowed..... | 2,684 | 15 | 73 | 153 | 162 | 162 | 449 | 587 | 515 | 642 | 88 |
| Divorced..... | 224 | 2 | 37 | 49 | 36 | 60 | 23 | 10 | 5 | 5 | 2 |
| Unknown..... | 99 | 13 | 11 | 7 | 7 | 7 | 11 | 6 | 12 | 11 | 21 |
| Persons of negro descent..... | 25,461 | 8,341 | 3,003 | 2,721 | 2,225 | 1,659 | 2,860 | 2,098 | 1,241 | 1,050 | 263 |
| Single..... | 13,129 | 8,334 | 2,631 | 1,313 | 485 | 146 | 106 | 39 | 26 | 24 | 25 |
| Married..... | 9,414 | 7 | 348 | 1,292 | 1,534 | 1,312 | 2,250 | 1,455 | 706 | 383 | 127 |
| Widowed..... | 2,631 | 15 | 72 | 151 | 161 | 161 | 438 | 579 | 495 | 632 | 88 |
| Divorced..... | 221 | 2 | 37 | 49 | 36 | 59 | 22 | 10 | 4 | 4 | 2 |
| Unknown..... | 66 | 7 | 7 | 7 | 6 | 4 | 7 | 3 | 4 | 7 | 21 |

¹ Persons of negro descent, Chinese, Japanese, and Indians.

STATISTICS OF POPULATION.

TABLE 30.—CONJUGAL CONDITION OF THE AGGREGATE POPULATION, CLASSIFIED BY SEX, GENERAL NATIVITY, COLOR, AND AGE PERIODS, BY STATES AND TERRITORIES: 1900—Continued.

KENTUCKY.

| SEX, GENERAL NATIVITY, COLOR, AND CONJUGAL CONDITION. | Aggregate. | Under 15 years. | 15 to 19 years. | 20 to 24 years. | 25 to 29 years. | 30 to 34 years. | 35 to 44 years. | 45 to 54 years. | 55 to 64 years. | 65 years and over. | Age unknown. |
|---|------------|-----------------|-----------------|-----------------|-----------------|-----------------|-----------------|-----------------|-----------------|--------------------|--------------|
| MALES. | | | | | | | | | | | |
| Aggregate..... | 1,090,227 | 410,728 | 114,145 | 103,492 | 87,732 | 72,269 | 121,153 | 86,485 | 52,284 | 39,235 | 3,704 |
| Single..... | 674,219 | 410,699 | 111,677 | 73,108 | 33,281 | 16,122 | 16,110 | 7,016 | 3,174 | 1,980 | 1,052 |
| Married..... | 379,002 | 23 | 2,273 | 29,257 | 52,315 | 58,730 | 98,963 | 71,370 | 42,443 | 26,949 | 1,679 |
| Widowed..... | 32,868 | 2 | 60 | 636 | 1,601 | 1,990 | 5,364 | 6,562 | 6,864 | 10,085 | 204 |
| Divorced..... | 2,144 | 1 | 14 | 176 | 304 | 300 | 539 | 426 | 230 | 130 | 21 |
| Unknown..... | 1,994 | 3 | 121 | 315 | 231 | 127 | 177 | 111 | 73 | 91 | 743 |
| Native white—native parents..... | 854,002 | 344,163 | 91,041 | 79,284 | 65,441 | 53,697 | 87,355 | 63,463 | 33,372 | 28,608 | 2,073 |
| Single..... | 538,698 | 344,145 | 88,888 | 54,252 | 22,633 | 10,336 | 9,864 | 4,504 | 2,124 | 1,306 | 646 |
| Married..... | 290,402 | 13 | 2,027 | 24,240 | 41,313 | 41,698 | 73,551 | 54,238 | 32,249 | 20,220 | 793 |
| Widowed..... | 22,329 | 2 | 48 | 457 | 1,147 | 1,396 | 3,546 | 4,837 | 4,316 | 6,944 | 106 |
| Divorced..... | 1,304 | 1 | 10 | 134 | 195 | 191 | 304 | 227 | 145 | 87 | 10 |
| Unknown..... | 1,269 | 2 | 68 | 201 | 153 | 76 | 90 | 67 | 38 | 51 | 523 |
| Native white—foreign parents..... | 67,606 | 17,191 | 7,096 | 8,111 | 8,092 | 7,431 | 12,084 | 4,958 | 1,681 | 916 | 46 |
| Single..... | 41,956 | 17,190 | 7,061 | 7,023 | 4,604 | 2,710 | 2,488 | 668 | 188 | 52 | 22 |
| Married..... | 24,047 | 1 | 28 | 1,058 | 3,382 | 4,562 | 9,116 | 3,965 | 1,318 | 598 | 19 |
| Widowed..... | 1,410 | | 2 | 14 | 76 | 126 | 425 | 293 | 206 | 263 | 5 |
| Divorced..... | 152 | | 1 | 8 | 24 | 27 | 46 | 29 | 15 | 2 | |
| Unknown..... | 41 | | 4 | 8 | 6 | 6 | 9 | 3 | 4 | 1 | |
| Foreign white..... | 26,440 | 429 | 675 | 1,172 | 1,440 | 2,018 | 4,888 | 5,460 | 5,178 | 5,082 | 98 |
| Single..... | 5,186 | 429 | 667 | 966 | 680 | 434 | 701 | 493 | 407 | 333 | 26 |
| Married..... | 18,374 | | 8 | 198 | 740 | 1,492 | 4,054 | 4,548 | 4,076 | 3,210 | 48 |
| Widowed..... | 2,728 | | | 4 | 9 | 29 | 110 | 387 | 667 | 1,513 | 9 |
| Divorced..... | 80 | | | | 5 | 4 | 13 | 21 | 22 | 15 | |
| Unknown..... | 72 | | | 4 | 6 | 9 | 10 | 11 | 6 | 11 | 15 |
| Colored (total) ¹ | 142,179 | 48,945 | 15,333 | 14,925 | 12,759 | 9,123 | 16,326 | 11,604 | 6,553 | 4,629 | 1,482 |
| Single..... | 88,379 | 48,935 | 15,061 | 10,867 | 5,364 | 2,592 | 3,057 | 1,951 | 505 | 289 | 353 |
| Married..... | 46,179 | 9 | 210 | 3,761 | 6,880 | 5,978 | 12,242 | 8,559 | 4,300 | 2,921 | 319 |
| Widowed..... | 6,401 | | 10 | 161 | 369 | 439 | 1,238 | 1,515 | 1,175 | 1,365 | 84 |
| Divorced..... | 608 | | 3 | 34 | 80 | 78 | 176 | 149 | 51 | 26 | 11 |
| Unknown..... | 612 | 1 | 49 | 102 | 66 | 36 | 68 | 30 | 22 | 28 | 210 |
| Persons of negro descent..... | 142,073 | 48,917 | 15,317 | 14,921 | 12,753 | 9,118 | 16,798 | 11,595 | 6,552 | 4,625 | 1,482 |
| Single..... | 88,307 | 48,907 | 15,048 | 10,864 | 5,359 | 2,585 | 3,045 | 1,948 | 504 | 289 | 353 |
| Married..... | 46,149 | 9 | 207 | 3,760 | 6,879 | 5,975 | 12,223 | 8,554 | 4,300 | 2,918 | 319 |
| Widowed..... | 6,397 | | 10 | 161 | 369 | 439 | 1,281 | 1,514 | 1,175 | 1,364 | 84 |
| Divorced..... | 608 | | 3 | 34 | 80 | 78 | 176 | 149 | 51 | 26 | 11 |
| Unknown..... | 612 | 1 | 49 | 102 | 66 | 36 | 68 | 30 | 22 | 28 | 210 |
| FEMALES. | | | | | | | | | | | |
| Aggregate..... | 1,056,947 | 398,414 | 114,622 | 106,756 | 87,207 | 69,303 | 111,987 | 78,229 | 49,467 | 37,892 | 3,070 |
| Single..... | 596,708 | 398,068 | 95,635 | 47,774 | 21,190 | 10,701 | 11,798 | 5,714 | 3,048 | 2,041 | 739 |
| Married..... | 378,296 | 319 | 18,334 | 61,972 | 61,972 | 54,228 | 88,216 | 56,674 | 29,003 | 12,065 | 1,300 |
| Widowed..... | 76,965 | 7 | 432 | 2,044 | 3,230 | 3,736 | 10,953 | 15,234 | 17,078 | 23,577 | 674 |
| Divorced..... | 3,728 | 1 | 146 | 594 | 685 | 554 | 886 | 513 | 238 | 84 | 27 |
| Unknown..... | 1,250 | 19 | 75 | 159 | 130 | 84 | 134 | 94 | 100 | 125 | 330 |
| Native white—native parents..... | 819,411 | 331,185 | 90,546 | 80,312 | 64,005 | 50,862 | 79,904 | 57,173 | 36,483 | 27,000 | 1,436 |
| Single..... | 474,927 | 330,872 | 74,272 | 33,602 | 13,603 | 6,317 | 7,473 | 3,971 | 2,322 | 1,582 | 403 |
| Married..... | 292,392 | 292 | 15,312 | 45,475 | 48,025 | 41,533 | 65,446 | 43,374 | 22,634 | 9,188 | 613 |
| Widowed..... | 49,145 | 6 | 312 | 1,253 | 1,925 | 2,154 | 6,431 | 9,465 | 11,316 | 16,094 | 189 |
| Divorced..... | 2,226 | 1 | 106 | 386 | 335 | 315 | 481 | 321 | 162 | 58 | 11 |
| Unknown..... | 721 | 14 | 44 | 96 | 67 | 43 | 63 | 42 | 54 | 78 | 215 |
| Native white—foreign parents..... | 71,157 | 17,520 | 7,356 | 8,313 | 9,023 | 7,805 | 12,616 | 5,277 | 1,806 | 902 | 34 |
| Single..... | 40,138 | 17,515 | 7,025 | 6,130 | 3,992 | 2,213 | 2,372 | 623 | 136 | 65 | 17 |
| Married..... | 26,332 | 5 | 309 | 2,567 | 4,752 | 5,172 | 8,942 | 3,443 | 910 | 223 | 9 |
| Widowed..... | 4,275 | | 4 | 73 | 193 | 350 | 1,195 | 1,166 | 633 | 609 | 2 |
| Divorced..... | 308 | | 5 | 33 | 63 | 60 | 84 | 41 | 19 | 3 | |
| Unknown..... | 104 | | 13 | 15 | 23 | 10 | 23 | 4 | 8 | 2 | 6 |
| Foreign white..... | 23,693 | 461 | 696 | 1,100 | 1,340 | 1,566 | 3,512 | 4,345 | 5,124 | 4,954 | 95 |
| Single..... | 3,656 | 461 | 643 | 668 | 396 | 258 | 400 | 401 | 273 | 145 | 11 |
| Married..... | 12,730 | | 53 | 413 | 905 | 1,233 | 2,754 | 3,249 | 2,645 | 1,441 | 32 |
| Widowed..... | 7,141 | | | 10 | 33 | 65 | 320 | 1,151 | 2,168 | 3,347 | 47 |
| Divorced..... | 85 | | | 2 | 2 | 3 | 28 | 27 | 17 | 6 | |
| Unknown..... | 81 | | | 2 | 4 | 7 | 10 | 17 | 21 | 15 | 5 |
| Colored (total) ¹ | 142,686 | 49,248 | 16,024 | 16,026 | 12,839 | 9,070 | 15,955 | 10,934 | 6,049 | 5,036 | 1,505 |
| Single..... | 77,987 | 49,220 | 13,695 | 7,374 | 3,199 | 1,413 | 1,548 | 719 | 267 | 249 | 303 |
| Married..... | 46,842 | 22 | 2,160 | 7,725 | 8,290 | 6,290 | 11,074 | 6,603 | 2,314 | 1,213 | 646 |
| Widowed..... | 16,404 | 1 | 116 | 708 | 1,079 | 1,167 | 3,007 | 3,452 | 2,911 | 3,527 | 436 |
| Divorced..... | 1,109 | | 35 | 173 | 235 | 176 | 293 | 124 | 40 | 17 | 16 |
| Unknown..... | 344 | 5 | 13 | 46 | 36 | 24 | 33 | 31 | 17 | 30 | 104 |
| Persons of negro descent..... | 142,633 | 49,224 | 16,016 | 16,025 | 12,833 | 9,068 | 15,947 | 10,932 | 6,048 | 5,035 | 1,505 |
| Single..... | 77,952 | 49,196 | 13,690 | 7,374 | 3,199 | 1,411 | 1,545 | 718 | 267 | 249 | 303 |
| Married..... | 46,827 | 22 | 2,157 | 7,725 | 8,285 | 6,290 | 11,069 | 6,607 | 2,313 | 1,213 | 646 |
| Widowed..... | 16,401 | 1 | 116 | 707 | 1,073 | 1,167 | 3,007 | 3,452 | 2,911 | 3,526 | 436 |
| Divorced..... | 1,109 | | 35 | 173 | 235 | 176 | 293 | 124 | 40 | 17 | 16 |
| Unknown..... | 344 | 5 | 13 | 46 | 36 | 24 | 33 | 31 | 17 | 30 | 104 |

¹ Persons of negro descent, Chinese, Japanese, and Indians.

CONJUGAL CONDITION.

TABLE 30.—CONJUGAL CONDITION OF THE AGGREGATE POPULATION, CLASSIFIED BY SEX, GENERAL NATIVITY COLOR, AND AGE PERIODS, BY STATES AND TERRITORIES: 1900—Continued.

LOUISIANA.

| SEX, GENERAL NATIVITY, COLOR, AND CONJUGAL CONDITION. | Aggregate. | Under 15 years. | 15 to 19 years. | 20 to 24 years. | 25 to 29 years. | 30 to 34 years. | 35 to 44 years. | 45 to 54 years. | 55 to 64 years. | 65 years and over. | Age unknown. |
|---|------------|-----------------|-----------------|-----------------|-----------------|-----------------|-----------------|-----------------|-----------------|--------------------|--------------|
| MALES. | | | | | | | | | | | |
| Aggregate..... | 694,733 | 283,427 | 71,176 | 66,600 | 58,785 | 44,228 | 71,163 | 50,813 | 27,732 | 19,140 | 1,664 |
| Single..... | 446,924 | 283,408 | 69,975 | 44,585 | 20,378 | 9,822 | 10,207 | 4,792 | 2,072 | 1,262 | 478 |
| Married..... | 224,719 | 15 | 1,113 | 21,280 | 36,943 | 32,903 | 56,885 | 41,109 | 21,258 | 12,454 | 759 |
| Widowed..... | 20,909 | | 85 | 537 | 1,168 | 1,297 | 3,655 | 4,606 | 4,196 | 5,326 | 89 |
| Divorced..... | 1,194 | | 7 | 121 | 213 | 140 | 306 | 213 | 138 | 53 | 3 |
| Unknown..... | 987 | 4 | 46 | 127 | 83 | 66 | 115 | 93 | 68 | 45 | 340 |
| Native white—native parents..... | 290,111 | 181,350 | 31,698 | 26,985 | 22,949 | 16,485 | 26,104 | 18,953 | 9,455 | 5,685 | 447 |
| Single..... | 200,121 | 181,342 | 31,252 | 19,368 | 8,361 | 3,597 | 3,417 | 1,675 | 658 | 337 | 114 |
| Married..... | 82,875 | 6 | 422 | 7,414 | 14,185 | 12,457 | 21,427 | 15,662 | 7,409 | 3,794 | 99 |
| Widowed..... | 6,385 | | 7 | 140 | 323 | 377 | 1,144 | 1,337 | 1,337 | 1,523 | 15 |
| Divorced..... | 265 | | 2 | 18 | 45 | 31 | 64 | 60 | 30 | 14 | 1 |
| Unknown..... | 465 | 2 | 15 | 45 | 30 | 23 | 52 | 42 | 21 | 17 | 218 |
| Native white—foreign parents..... | 52,197 | 14,894 | 5,055 | 5,545 | 5,980 | 5,593 | 8,836 | 4,266 | 1,396 | 616 | 16 |
| Single..... | 32,524 | 14,894 | 5,026 | 4,636 | 3,216 | 1,936 | 2,010 | 621 | 139 | 42 | 4 |
| Married..... | 18,188 | | 24 | 876 | 2,666 | 3,503 | 6,392 | 3,267 | 1,055 | 398 | 7 |
| Widowed..... | 1,334 | | 2 | 16 | 80 | 127 | 385 | 359 | 192 | 171 | 2 |
| Divorced..... | 116 | | 7 | 15 | 24 | 42 | 42 | 18 | 7 | 3 | 3 |
| Unknown..... | 35 | | 3 | 10 | 3 | 3 | 7 | 1 | 3 | 2 | 3 |
| Foreign white..... | 28,834 | 1,952 | 1,233 | 1,673 | 2,422 | 2,822 | 5,670 | 5,590 | 4,259 | 3,172 | 41 |
| Single..... | 9,502 | 1,952 | 1,217 | 1,296 | 1,184 | 846 | 1,186 | 860 | 556 | 398 | 7 |
| Married..... | 16,882 | | 13 | 366 | 1,215 | 1,931 | 4,288 | 4,282 | 3,012 | 1,756 | 19 |
| Widowed..... | 2,331 | | 2 | 7 | 17 | 40 | 175 | 415 | 664 | 1,009 | 2 |
| Divorced..... | 60 | | 1 | 2 | 1 | 3 | 12 | 21 | 16 | 5 | 2 |
| Unknown..... | 59 | | 1 | 2 | 5 | 2 | 9 | 12 | 11 | 4 | 13 |
| Colored (total) ¹ | 323,591 | 135,231 | 33,190 | 32,397 | 27,434 | 19,328 | 30,553 | 22,004 | 12,622 | 9,667 | 1,160 |
| Single..... | 204,777 | 135,220 | 32,450 | 19,235 | 7,617 | 3,443 | 3,594 | 1,686 | 719 | 485 | 348 |
| Married..... | 106,774 | 9 | 654 | 12,624 | 18,877 | 15,012 | 24,773 | 17,898 | 9,732 | 6,506 | 684 |
| Widowed..... | 10,859 | | 24 | 374 | 743 | 733 | 1,951 | 2,313 | 2,003 | 2,623 | 70 |
| Divorced..... | 753 | | 5 | 94 | 152 | 82 | 185 | 35 | 35 | 31 | 2 |
| Unknown..... | 428 | 2 | 27 | 70 | 45 | 38 | 47 | 38 | 33 | 22 | 106 |
| Persons of negro descent..... | 322,664 | 135,079 | 33,145 | 32,331 | 27,352 | 19,212 | 30,322 | 21,856 | 12,573 | 9,643 | 1,151 |
| Single..... | 204,121 | 135,068 | 32,435 | 19,182 | 7,555 | 3,359 | 3,440 | 1,570 | 693 | 471 | 348 |
| Married..... | 106,544 | 9 | 654 | 12,612 | 18,859 | 14,931 | 24,700 | 17,830 | 9,764 | 6,501 | 634 |
| Widowed..... | 10,330 | | 24 | 373 | 742 | 753 | 1,948 | 2,304 | 1,998 | 2,618 | 70 |
| Divorced..... | 752 | | 5 | 94 | 152 | 82 | 187 | 114 | 85 | 31 | 2 |
| Unknown..... | 417 | 2 | 27 | 70 | 44 | 37 | 47 | 38 | 33 | 22 | 97 |
| FEMALES. | | | | | | | | | | | |
| Aggregate..... | 686,892 | 277,219 | 74,558 | 72,481 | 58,501 | 41,494 | 66,168 | 46,584 | 27,262 | 21,033 | 1,542 |
| Single..... | 398,215 | 277,068 | 61,762 | 28,997 | 12,254 | 5,838 | 6,253 | 3,074 | 1,530 | 1,054 | 365 |
| Married..... | 225,625 | 119 | 12,180 | 40,535 | 42,185 | 31,433 | 49,403 | 30,621 | 13,091 | 5,175 | 733 |
| Widowed..... | 60,224 | 10 | 467 | 2,439 | 3,510 | 3,788 | 9,971 | 12,551 | 12,490 | 14,749 | 249 |
| Divorced..... | 2,313 | | 111 | 439 | 506 | 355 | 475 | 263 | 103 | 64 | 7 |
| Unknown..... | 615 | 2 | 38 | 71 | 46 | 30 | 66 | 75 | 48 | 61 | 188 |
| Native white—native parents..... | 279,851 | 126,576 | 32,053 | 28,111 | 21,900 | 15,165 | 23,434 | 16,836 | 9,395 | 6,092 | 285 |
| Single..... | 177,077 | 126,501 | 27,049 | 12,161 | 4,660 | 2,114 | 2,257 | 1,253 | 670 | 352 | 60 |
| Married..... | 85,544 | 4,873 | 15,445 | 16,417 | 16,417 | 12,073 | 18,494 | 11,789 | 4,324 | 1,459 | 98 |
| Widowed..... | 16,550 | 1 | 95 | 409 | 725 | 901 | 2,571 | 3,704 | 3,854 | 4,257 | 33 |
| Divorced..... | 428 | | 24 | 68 | 83 | 64 | 87 | 61 | 31 | 10 | 1 |
| Unknown..... | 252 | 1 | 17 | 28 | 15 | 13 | 25 | 29 | 16 | 14 | 94 |
| Native white—foreign parents..... | 55,600 | 14,851 | 5,374 | 6,506 | 6,537 | 5,841 | 9,312 | 4,669 | 1,673 | 804 | 13 |
| Single..... | 30,268 | 14,846 | 5,015 | 3,984 | 2,389 | 1,433 | 1,701 | 609 | 203 | 81 | 7 |
| Married..... | 20,146 | 5 | 345 | 2,401 | 3,373 | 3,934 | 6,190 | 2,632 | 638 | 124 | 4 |
| Widowed..... | 4,980 | | 6 | 87 | 260 | 424 | 1,366 | 1,409 | 827 | 599 | 2 |
| Divorced..... | 183 | | 6 | 29 | 28 | 47 | 52 | 18 | 3 | 3 | 1 |
| Unknown..... | 23 | | 2 | 5 | 7 | 3 | 3 | 1 | 2 | 2 | 1 |
| Foreign white..... | 23,019 | 1,750 | 1,148 | 1,455 | 1,650 | 1,649 | 3,286 | 3,954 | 4,161 | 3,925 | 41 |
| Single..... | 4,541 | 1,745 | 747 | 409 | 231 | 210 | 337 | 1,570 | 237 | 247 | 7 |
| Married..... | 11,409 | 4 | 398 | 1,013 | 1,310 | 1,355 | 2,576 | 2,379 | 1,638 | 719 | 12 |
| Widowed..... | 6,972 | 1 | 3 | 20 | 56 | 79 | 361 | 1,239 | 2,267 | 2,942 | 4 |
| Divorced..... | 34 | | 4 | 4 | 3 | 3 | 7 | 5 | 3 | 4 | 1 |
| Unknown..... | 63 | | 4 | 4 | 3 | 2 | 5 | 10 | 11 | 13 | 18 |
| Colored (total) ¹ | 328,422 | 134,043 | 35,973 | 36,409 | 28,394 | 18,839 | 30,136 | 21,125 | 12,033 | 10,262 | 1,203 |
| Single..... | 186,329 | 133,996 | 28,951 | 12,443 | 4,924 | 2,081 | 1,958 | 891 | 420 | 374 | 291 |
| Married..... | 108,426 | 38 | 6,564 | 21,671 | 20,585 | 14,121 | 22,143 | 13,321 | 5,991 | 2,873 | 619 |
| Widowed..... | 31,722 | 8 | 363 | 1,923 | 2,469 | 2,384 | 5,673 | 6,199 | 5,542 | 6,951 | 210 |
| Divorced..... | 1,668 | | 81 | 338 | 392 | 241 | 329 | 179 | 61 | 40 | 7 |
| Unknown..... | 277 | 1 | 19 | 34 | 24 | 12 | 33 | 35 | 19 | 24 | 76 |
| Persons of negro descent..... | 328,140 | 133,930 | 35,946 | 36,374 | 28,367 | 18,827 | 30,105 | 21,115 | 12,027 | 10,255 | 1,194 |
| Single..... | 186,164 | 133,833 | 28,924 | 12,431 | 4,919 | 2,080 | 1,954 | 891 | 419 | 372 | 291 |
| Married..... | 108,344 | 38 | 6,559 | 21,650 | 20,567 | 14,111 | 22,126 | 13,313 | 5,990 | 2,871 | 619 |
| Widowed..... | 31,697 | 8 | 363 | 1,921 | 2,465 | 2,384 | 5,663 | 6,197 | 5,538 | 6,948 | 210 |
| Divorced..... | 1,667 | | 81 | 338 | 392 | 240 | 329 | 179 | 61 | 40 | 7 |
| Unknown..... | 268 | 1 | 19 | 34 | 24 | 12 | 33 | 35 | 19 | 24 | 67 |

¹ Persons of negro descent, Chinese, Japanese, and Indians.

STATISTICS OF POPULATION.

TABLE 30.—CONJUGAL CONDITION OF THE AGGREGATE POPULATION, CLASSIFIED BY SEX, GENERAL NATIVITY, COLOR, AND AGE PERIODS, BY STATES AND TERRITORIES: 1900—Continued.

| MAINE. | | | | | | | | | | | |
|---|----------------|-----------------|-----------------|-----------------|-----------------|-----------------|-----------------|-----------------|-----------------|--------------------|--------------|
| SEX, GENERAL NATIVITY, COLOR, AND CONJUGAL CONDITION. | Aggregate. | Under 15 years. | 15 to 19 years. | 20 to 24 years. | 25 to 29 years. | 30 to 34 years. | 35 to 44 years. | 45 to 54 years. | 55 to 64 years. | 65 years and over. | Age unknown. |
| MALES. | | | | | | | | | | | |
| Aggregate..... | 350,995 | 95,663 | 31,274 | 30,580 | 27,859 | 25,308 | 45,757 | 37,543 | 28,539 | 27,376 | 1,096 |
| Single..... | 187,527 | 95,657 | 30,992 | 24,565 | 13,123 | 7,027 | 7,831 | 4,000 | 2,459 | 1,628 | 240 |
| Married..... | 144,209 | 5 | 247 | 5,727 | 14,166 | 17,422 | 35,660 | 30,431 | 22,276 | 17,883 | 342 |
| Widowed..... | 16,171 | 1 | 3 | 88 | 298 | 545 | 1,676 | 2,466 | 3,487 | 7,606 | 51 |
| Divorced..... | 1,850 | | | 41 | 112 | 222 | 452 | 506 | 313 | 191 | 7 |
| Unknown..... | 1,238 | | 32 | 159 | 155 | 92 | 132 | 90 | 54 | 65 | 456 |
| Native white—native parents..... | 248,049 | 64,815 | 21,561 | 20,530 | 18,353 | 16,926 | 31,940 | 28,305 | 22,290 | 22,468 | 861 |
| Single..... | 127,068 | 64,812 | 21,368 | 16,435 | 8,370 | 4,476 | 5,324 | 3,050 | 1,819 | 1,253 | 161 |
| Married..... | 106,131 | 2 | 169 | 3,910 | 9,608 | 11,837 | 24,948 | 22,936 | 17,592 | 14,893 | 241 |
| Widowed..... | 12,350 | 1 | 2 | 65 | 184 | 375 | 1,189 | 1,821 | 2,566 | 6,108 | 39 |
| Divorced..... | 1,591 | | | 36 | 95 | 179 | 397 | 438 | 275 | 167 | 4 |
| Unknown..... | 909 | | 22 | 84 | 101 | 59 | 82 | 60 | 38 | 47 | 416 |
| Native white—foreign parents..... | 53,761 | 26,055 | 5,748 | 4,573 | 3,703 | 3,091 | 5,154 | 2,958 | 1,508 | 932 | 39 |
| Single..... | 40,774 | 26,053 | 5,713 | 3,878 | 2,101 | 1,156 | 1,183 | 419 | 181 | 76 | 14 |
| Married..... | 11,885 | 2 | 31 | 687 | 1,542 | 1,842 | 3,742 | 2,294 | 1,125 | 616 | 24 |
| Widowed..... | 920 | | 1 | 43 | 66 | 184 | 203 | 182 | 233 | | |
| Divorced..... | 109 | | 3 | 8 | 9 | 17 | 27 | 35 | 13 | 4 | 1 |
| Unknown..... | 73 | | 3 | 17 | 8 | 10 | 18 | 7 | 7 | 3 | |
| Foreign white..... | 47,976 | 4,512 | 3,863 | 5,378 | 5,671 | 5,186 | 8,482 | 6,119 | 4,660 | 3,923 | 182 |
| Single..... | 19,013 | 4,511 | 3,810 | 4,169 | 2,598 | 1,343 | 1,274 | 505 | 449 | 286 | 63 |
| Married..... | 25,742 | 1 | 46 | 1,134 | 2,952 | 3,689 | 6,856 | 5,137 | 3,504 | 2,348 | 75 |
| Widowed..... | 2,837 | | | 15 | 68 | 101 | 291 | 425 | 676 | 1,253 | 8 |
| Divorced..... | 141 | | | 2 | 8 | 25 | 31 | 32 | 23 | 18 | 2 |
| Unknown..... | 243 | | 7 | 58 | 45 | 23 | 30 | 20 | 8 | 18 | 34 |
| Colored (total)¹..... | 1,209 | 281 | 102 | 99 | 132 | 105 | 181 | 161 | 81 | 53 | 14 |
| Single..... | 672 | 281 | 101 | 83 | 59 | 47 | 50 | 26 | 10 | 13 | 2 |
| Married..... | 451 | | 1 | 16 | 69 | 54 | 114 | 114 | 55 | 26 | 2 |
| Widowed..... | 64 | | | | 3 | 3 | 12 | 17 | 13 | 12 | 4 |
| Divorced..... | 9 | | | | 1 | 1 | 3 | 1 | 2 | 2 | |
| Unknown..... | 13 | | | | 1 | | 2 | 3 | 1 | | 6 |
| Persons of negro descent..... | 670 | 149 | 65 | 58 | 82 | 39 | 88 | 97 | 54 | 27 | 11 |
| Single..... | 381 | 149 | 65 | 52 | 39 | 19 | 21 | 17 | 8 | 9 | 2 |
| Married..... | 243 | | | 6 | 43 | 19 | 57 | 69 | 36 | 12 | 1 |
| Widowed..... | 29 | | | | | | 5 | 9 | 8 | 5 | 2 |
| Divorced..... | 7 | | | | | | 1 | 1 | 1 | 1 | |
| Unknown..... | 10 | | | | | | 2 | 1 | 1 | | 6 |
| FEMALES. | | | | | | | | | | | |
| Aggregate..... | 343,471 | 93,670 | 31,201 | 30,913 | 27,702 | 24,339 | 44,052 | 35,227 | 28,075 | 27,746 | 546 |
| Single..... | 165,514 | 93,639 | 28,085 | 17,360 | 8,472 | 4,481 | 5,758 | 3,303 | 2,325 | 1,950 | 186 |
| Married..... | 143,577 | 27 | 3,053 | 13,208 | 18,542 | 18,906 | 35,223 | 26,735 | 17,953 | 9,710 | 220 |
| Widowed..... | 32,079 | 2 | 18 | 172 | 428 | 665 | 2,481 | 4,722 | 7,568 | 15,955 | 68 |
| Divorced..... | 1,868 | | 12 | 137 | 213 | 268 | 552 | 415 | 187 | 82 | 2 |
| Unknown..... | 433 | 2 | 33 | 36 | 47 | 19 | 38 | 47 | 42 | 49 | 120 |
| Native white—native parents..... | 245,033 | 62,918 | 21,347 | 20,783 | 18,455 | 16,758 | 31,201 | 26,969 | 22,745 | 23,445 | 412 |
| Single..... | 112,512 | 62,896 | 19,153 | 11,318 | 5,479 | 3,046 | 4,100 | 2,647 | 2,013 | 1,753 | 102 |
| Married..... | 105,233 | 18 | 2,155 | 9,208 | 12,495 | 13,026 | 24,925 | 20,470 | 14,621 | 8,143 | 172 |
| Widowed..... | 25,406 | 2 | 11 | 117 | 284 | 464 | 1,686 | 3,453 | 5,913 | 13,442 | 34 |
| Divorced..... | 1,580 | | 11 | 114 | 173 | 211 | 467 | 363 | 166 | 74 | 1 |
| Unknown..... | 302 | 2 | 17 | 26 | 24 | 11 | 23 | 36 | 27 | 33 | 103 |
| Native white—foreign parents..... | 52,448 | 25,971 | 5,611 | 4,487 | 3,778 | 2,950 | 4,812 | 2,653 | 1,289 | 868 | 29 |
| Single..... | 37,704 | 25,968 | 5,208 | 2,902 | 1,532 | 769 | 873 | 283 | 94 | 54 | 16 |
| Married..... | 12,372 | 3 | 396 | 1,646 | 2,165 | 2,077 | 3,569 | 1,950 | 322 | 336 | 8 |
| Widowed..... | 1,694 | | 4 | 20 | 62 | 72 | 322 | 389 | 360 | 473 | 2 |
| Divorced..... | 137 | | 1 | 14 | 22 | 29 | 41 | 20 | 8 | 2 | |
| Unknown..... | 41 | | 2 | 5 | 7 | 3 | 7 | 6 | 5 | 3 | |
| Foreign white..... | 44,959 | 4,458 | 4,152 | 5,535 | 5,376 | 4,577 | 7,901 | 5,502 | 3,976 | 3,331 | 101 |
| Single..... | 14,767 | 4,453 | 3,645 | 3,066 | 1,439 | 655 | 764 | 361 | 208 | 139 | 17 |
| Married..... | 25,102 | 5 | 492 | 2,402 | 3,817 | 3,763 | 6,633 | 4,244 | 2,483 | 1,224 | 39 |
| Widowed..... | 4,857 | | 1 | 33 | 87 | 126 | 456 | 860 | 1,264 | 1,999 | 31 |
| Divorced..... | 146 | | 9 | 17 | 17 | 28 | 42 | 32 | 11 | 6 | 1 |
| Unknown..... | 87 | | 14 | 5 | 16 | 5 | 6 | 5 | 10 | 13 | 13 |
| Colored (total)¹..... | 1,031 | 323 | 91 | 103 | 93 | 54 | 138 | 103 | 65 | 52 | 4 |
| Single..... | 531 | 322 | 79 | 54 | 22 | 11 | 21 | 12 | 5 | 4 | 1 |
| Married..... | 370 | 1 | 10 | 52 | 65 | 40 | 96 | 71 | 27 | 7 | 1 |
| Widowed..... | 122 | | 2 | 2 | 5 | 3 | 17 | 20 | 31 | 41 | 1 |
| Divorced..... | 5 | | | | | | 2 | | | | |
| Unknown..... | 3 | | | | | | 2 | | | | 1 |
| Persons of negro descent..... | 649 | 192 | 57 | 72 | 66 | 30 | 91 | 63 | 44 | 27 | 2 |
| Single..... | 356 | 192 | 55 | 45 | 20 | 7 | 19 | 8 | 5 | 4 | 1 |
| Married..... | 210 | | 1 | 27 | 43 | 22 | 56 | 43 | 16 | 2 | |
| Widowed..... | 78 | | 1 | | 3 | 1 | 13 | 17 | 22 | 21 | |
| Divorced..... | 3 | | | | | | 2 | | | | |
| Unknown..... | 2 | | | | | | 1 | | | | 1 |

¹ Persons of negro descent, Chinese, Japanese, and Indians.

CONJUGAL CONDITION.

TABLE 30.—CONJUGAL CONDITION OF THE AGGREGATE POPULATION, CLASSIFIED BY SEX, GENERAL NATIVITY, COLOR, AND AGE PERIODS, BY STATES AND TERRITORIES: 1900—Continued.

MARYLAND.

| SEX, GENERAL NATIVITY, COLOR, AND CONJUGAL CONDITION. | Aggregate. | Under 15 years. | 15 to 19 years. | 20 to 24 years. | 25 to 29 years. | 30 to 34 years. | 35 to 44 years. | 45 to 54 years. | 55 to 64 years. | 65 years and over. | Age unknown. |
|---|------------|-----------------|-----------------|-----------------|-----------------|-----------------|-----------------|-----------------|-----------------|--------------------|--------------|
| MALES. | | | | | | | | | | | |
| Aggregate..... | 589,275 | 197,516 | 58,693 | 55,583 | 49,917 | 41,848 | 78,864 | 52,361 | 33,458 | 23,850 | 2,185 |
| Single..... | 357,551 | 197,480 | 58,109 | 43,876 | 22,652 | 11,585 | 12,688 | 5,908 | 2,995 | 1,673 | 645 |
| Married..... | 209,888 | 17 | 376 | 11,131 | 26,408 | 29,177 | 57,982 | 42,334 | 26,319 | 15,368 | 776 |
| Widowed..... | 18,719 | 1 | 9 | 155 | 504 | 817 | 2,747 | 3,767 | 3,996 | 6,624 | 100 |
| Divorced..... | 720 | 1 | 10 | 19 | 76 | 106 | 227 | 164 | 69 | 48 | 100 |
| Unknown..... | 2,397 | 18 | 139 | 402 | 277 | 163 | 220 | 188 | 139 | 137 | 664 |
| Native white—native parents..... | 338,421 | 124,283 | 35,649 | 31,317 | 27,351 | 22,323 | 37,226 | 27,781 | 18,628 | 12,922 | 941 |
| Single..... | 214,925 | 124,254 | 35,307 | 24,699 | 12,383 | 5,889 | 6,241 | 3,175 | 1,725 | 988 | 264 |
| Married..... | 112,561 | 12 | 232 | 6,385 | 14,543 | 15,921 | 29,501 | 22,625 | 14,726 | 8,419 | 244 |
| Widowed..... | 9,285 | 1 | 4 | 84 | 245 | 881 | 1,260 | 1,802 | 2,063 | 3,417 | 26 |
| Divorced..... | 397 | 1 | 9 | 8 | 51 | 57 | 109 | 92 | 45 | 26 | 100 |
| Unknown..... | 1,253 | 17 | 97 | 188 | 126 | 75 | 115 | 87 | 69 | 72 | 407 |
| Native white—foreign parents..... | 37,693 | 30,320 | 8,723 | 8,767 | 8,543 | 7,724 | 13,230 | 6,669 | 2,511 | 1,138 | 68 |
| Single..... | 57,802 | 30,318 | 8,679 | 7,447 | 4,647 | 2,647 | 2,779 | 877 | 285 | 102 | 21 |
| Married..... | 27,897 | 1 | 29 | 1,271 | 3,776 | 4,881 | 9,912 | 5,347 | 1,940 | 715 | 25 |
| Widowed..... | 1,695 | 1 | 1 | 11 | 69 | 152 | 467 | 408 | 273 | 314 | 5 |
| Divorced..... | 119 | 1 | 4 | 4 | 11 | 20 | 49 | 28 | 4 | 3 | 100 |
| Unknown..... | 180 | 1 | 14 | 34 | 40 | 24 | 23 | 14 | 9 | 4 | 17 |
| Foreign white..... | 47,005 | 2,250 | 2,200 | 3,291 | 4,081 | 4,591 | 9,350 | 8,260 | 6,678 | 6,150 | 154 |
| Single..... | 12,112 | 2,247 | 2,184 | 2,485 | 1,528 | 1,004 | 1,182 | 726 | 429 | 306 | 21 |
| Married..... | 30,992 | 2 | 9 | 778 | 2,506 | 3,503 | 7,892 | 6,950 | 5,412 | 3,874 | 66 |
| Widowed..... | 3,589 | 1 | 1 | 4 | 21 | 55 | 287 | 535 | 798 | 1,930 | 14 |
| Divorced..... | 66 | 1 | 1 | 1 | 2 | 8 | 17 | 12 | 14 | 11 | 100 |
| Unknown..... | 246 | 7 | 23 | 24 | 21 | 21 | 37 | 30 | 29 | 29 | 53 |
| Colored (total) ¹ | 116,156 | 40,663 | 12,121 | 12,208 | 9,942 | 7,210 | 14,058 | 9,651 | 5,641 | 3,640 | 1,022 |
| Single..... | 72,712 | 40,661 | 11,939 | 9,245 | 4,094 | 2,045 | 2,486 | 1,130 | 496 | 277 | 339 |
| Married..... | 38,438 | 2 | 106 | 2,744 | 5,583 | 4,872 | 10,677 | 7,412 | 4,241 | 2,360 | 441 |
| Widowed..... | 4,150 | 1 | 4 | 56 | 166 | 229 | 733 | 1,027 | 867 | 963 | 55 |
| Divorced..... | 138 | 1 | 6 | 12 | 21 | 52 | 32 | 6 | 6 | 3 | 100 |
| Unknown..... | 718 | 7 | 157 | 87 | 43 | 60 | 50 | 31 | 32 | 8 | 187 |
| Persons of negro descent..... | 115,617 | 40,659 | 12,109 | 12,153 | 9,871 | 7,098 | 13,869 | 9,581 | 5,626 | 3,639 | 1,012 |
| Single..... | 72,331 | 40,657 | 11,927 | 9,191 | 4,035 | 1,965 | 2,364 | 1,090 | 493 | 277 | 332 |
| Married..... | 38,289 | 2 | 106 | 2,743 | 5,571 | 4,842 | 10,613 | 7,333 | 4,229 | 2,359 | 441 |
| Widowed..... | 4,147 | 1 | 4 | 56 | 166 | 229 | 781 | 1,026 | 867 | 963 | 55 |
| Divorced..... | 137 | 1 | 6 | 12 | 20 | 52 | 32 | 6 | 6 | 8 | 100 |
| Unknown..... | 713 | 7 | 157 | 87 | 42 | 59 | 50 | 31 | 32 | 8 | 184 |
| FEMALES. | | | | | | | | | | | |
| Aggregate..... | 598,769 | 196,030 | 61,271 | 59,381 | 51,656 | 42,900 | 73,935 | 51,889 | 33,665 | 26,133 | 1,909 |
| Single..... | 336,797 | 195,983 | 56,346 | 33,873 | 16,953 | 9,283 | 11,665 | 6,138 | 3,436 | 2,595 | 545 |
| Married..... | 210,881 | 33 | 4,720 | 24,610 | 33,101 | 31,344 | 54,919 | 35,427 | 18,413 | 7,646 | 678 |
| Widowed..... | 48,622 | 2 | 62 | 570 | 1,290 | 2,023 | 6,913 | 10,035 | 11,633 | 15,770 | 324 |
| Divorced..... | 1,036 | 12 | 22 | 110 | 169 | 171 | 232 | 175 | 83 | 22 | 2 |
| Unknown..... | 1,423 | 12 | 121 | 218 | 143 | 99 | 156 | 114 | 100 | 100 | 360 |
| Native white—native parents..... | 341,628 | 121,666 | 36,286 | 33,331 | 27,907 | 22,892 | 38,075 | 28,050 | 18,694 | 14,074 | 653 |
| Single..... | 202,695 | 121,644 | 33,330 | 19,000 | 9,119 | 5,106 | 6,544 | 3,745 | 2,264 | 1,708 | 185 |
| Married..... | 114,712 | 15 | 2,816 | 13,932 | 18,114 | 16,807 | 28,426 | 19,654 | 10,590 | 4,158 | 200 |
| Widowed..... | 23,002 | 1 | 25 | 247 | 534 | 846 | 2,893 | 4,499 | 5,749 | 8,142 | 67 |
| Divorced..... | 505 | 1 | 11 | 58 | 73 | 80 | 134 | 90 | 43 | 15 | 1 |
| Unknown..... | 714 | 7 | 54 | 94 | 67 | 53 | 78 | 62 | 48 | 51 | 200 |
| Native white—foreign parents..... | 91,538 | 30,488 | 9,124 | 9,255 | 9,233 | 8,205 | 14,033 | 7,016 | 2,700 | 1,432 | 47 |
| Single..... | 55,688 | 30,483 | 8,683 | 6,149 | 3,324 | 2,180 | 2,762 | 1,033 | 346 | 207 | 21 |
| Married..... | 30,555 | 4 | 422 | 2,999 | 5,156 | 5,604 | 9,969 | 4,657 | 1,398 | 332 | 14 |
| Widowed..... | 4,993 | 1 | 2 | 66 | 194 | 361 | 1,234 | 1,294 | 946 | 889 | 7 |
| Divorced..... | 203 | 1 | 4 | 19 | 42 | 50 | 54 | 25 | 8 | 1 | 100 |
| Unknown..... | 99 | 1 | 13 | 22 | 17 | 10 | 19 | 7 | 2 | 3 | 5 |
| Foreign white..... | 46,139 | 2,284 | 2,656 | 3,693 | 4,033 | 4,147 | 7,939 | 7,468 | 7,014 | 6,701 | 149 |
| Single..... | 10,063 | 2,282 | 2,398 | 1,849 | 865 | 533 | 717 | 544 | 469 | 384 | 27 |
| Married..... | 26,353 | 2 | 247 | 1,809 | 3,107 | 3,424 | 6,556 | 5,327 | 3,734 | 2,096 | 56 |
| Widowed..... | 9,435 | 1 | 17 | 17 | 91 | 178 | 633 | 1,566 | 2,774 | 4,197 | 33 |
| Divorced..... | 80 | 1 | 5 | 5 | 9 | 7 | 21 | 18 | 16 | 4 | 100 |
| Unknown..... | 138 | 10 | 18 | 11 | 11 | 5 | 12 | 13 | 21 | 20 | 28 |
| Colored (total) ¹ | 119,464 | 41,592 | 13,205 | 13,097 | 10,433 | 7,656 | 13,883 | 9,355 | 5,257 | 3,926 | 1,060 |
| Single..... | 63,346 | 41,574 | 11,835 | 6,875 | 3,145 | 1,444 | 1,642 | 816 | 357 | 296 | 312 |
| Married..... | 39,266 | 12 | 1,235 | 5,870 | 6,724 | 5,509 | 9,968 | 5,789 | 2,691 | 1,060 | 408 |
| Widowed..... | 11,132 | 2 | 34 | 240 | 471 | 638 | 2,133 | 2,676 | 2,164 | 2,542 | 212 |
| Divorced..... | 248 | 7 | 23 | 45 | 34 | 73 | 42 | 16 | 2 | 2 | 1 |
| Unknown..... | 472 | 4 | 44 | 84 | 48 | 31 | 47 | 32 | 29 | 26 | 127 |
| Persons of negro descent..... | 119,447 | 41,582 | 13,203 | 13,094 | 10,432 | 7,656 | 13,882 | 9,355 | 5,257 | 3,926 | 1,060 |
| Single..... | 68,332 | 41,564 | 11,833 | 6,874 | 3,145 | 1,444 | 1,641 | 816 | 357 | 296 | 312 |
| Married..... | 39,264 | 12 | 1,235 | 5,869 | 6,723 | 5,509 | 9,968 | 5,789 | 2,691 | 1,060 | 408 |
| Widowed..... | 11,131 | 2 | 34 | 239 | 471 | 638 | 2,133 | 2,676 | 2,164 | 2,542 | 212 |
| Divorced..... | 248 | 7 | 23 | 45 | 34 | 73 | 42 | 16 | 2 | 2 | 1 |
| Unknown..... | 472 | 4 | 44 | 84 | 48 | 31 | 47 | 32 | 29 | 26 | 127 |

¹ Persons of negro descent, Chinese, Japanese, and Indians.

STATISTICS OF POPULATION.

TABLE 30.—CONJUGAL CONDITION OF THE AGGREGATE POPULATION, CLASSIFIED BY SEX, GENERAL NATIVITY, COLOR, AND AGE PERIODS, BY STATES AND TERRITORIES: 1900—Continued.

MASSACHUSETTS.

| SEX, GENERAL NATIVITY, COLOR, AND CONJUGAL CONDITION. | Aggregate. | Under 15 years. | 15 to 19 years. | 20 to 24 years. | 25 to 29 years. | 30 to 34 years. | 35 to 44 years. | 45 to 54 years. | 55 to 64 years. | 65 years and over. | Age unknown. |
|---|----------------|-----------------|-----------------|-----------------|-----------------|-----------------|-----------------|-----------------|-----------------|--------------------|--------------|
| MALES. | | | | | | | | | | | |
| Aggregate..... | 1,367,474 | 384,015 | 115,258 | 129,363 | 136,438 | 121,794 | 197,342 | 131,916 | 81,944 | 62,979 | 6,425 |
| Single..... | 781,206 | 383,963 | 114,311 | 108,239 | 72,145 | 38,168 | 37,854 | 15,109 | 6,344 | 3,501 | 1,572 |
| Married..... | 529,015 | 10 | 649 | 20,175 | 62,528 | 80,937 | 151,484 | 106,634 | 64,331 | 40,997 | 1,270 |
| Widowed..... | 48,369 | 1 | 18 | 251 | 1,008 | 2,024 | 6,754 | 9,282 | 10,739 | 18,124 | 173 |
| Divorced..... | 2,451 | 27 | 186 | 27 | 186 | 287 | 728 | 631 | 379 | 208 | 5 |
| Unknown..... | 6,433 | 41 | 280 | 671 | 576 | 378 | 522 | 260 | 151 | 149 | 3,405 |
| Native white—native parents..... | 504,840 | 134,686 | 40,893 | 42,164 | 40,422 | 36,868 | 67,300 | 58,048 | 41,650 | 38,354 | 3,955 |
| Single..... | 266,762 | 134,654 | 40,526 | 34,790 | 20,154 | 10,777 | 12,206 | 7,088 | 3,575 | 2,336 | 656 |
| Married..... | 210,732 | 5 | 255 | 7,048 | 19,758 | 25,192 | 52,206 | 46,595 | 38,047 | 25,845 | 531 |
| Widowed..... | 21,889 | 1 | 10 | 109 | 277 | 618 | 2,252 | 3,494 | 4,645 | 10,418 | 65 |
| Divorced..... | 1,695 | 290 | 14 | 14 | 101 | 185 | 477 | 455 | 298 | 169 | 1 |
| Unknown..... | 3,712 | 26 | 102 | 203 | 132 | 96 | 159 | 116 | 90 | 86 | 2,702 |
| Native white—foreign parents..... | 439,737 | 218,988 | 46,867 | 42,048 | 37,923 | 29,023 | 41,674 | 16,543 | 4,582 | 1,825 | 264 |
| Single..... | 353,936 | 218,974 | 46,612 | 37,200 | 23,819 | 12,259 | 11,340 | 2,890 | 550 | 158 | 134 |
| Married..... | 80,036 | 2 | 163 | 4,613 | 13,625 | 16,081 | 28,557 | 12,852 | 3,338 | 1,175 | 70 |
| Widowed..... | 4,804 | 2 | 2 | 51 | 306 | 554 | 1,373 | 1,214 | 610 | 484 | 10 |
| Divorced..... | 290 | 4 | 4 | 4 | 43 | 54 | 105 | 56 | 25 | 2 | 1 |
| Unknown..... | 671 | 12 | 85 | 175 | 130 | 75 | 99 | 31 | 9 | 6 | 49 |
| Foreign white..... | 404,001 | 26,617 | 26,142 | 43,030 | 55,597 | 53,606 | 84,819 | 55,337 | 34,942 | 21,878 | 2,038 |
| Single..... | 149,465 | 26,612 | 25,825 | 34,531 | 26,773 | 14,118 | 13,089 | 4,705 | 2,128 | 970 | 714 |
| Married..... | 231,171 | 3 | 222 | 8,129 | 28,097 | 38,447 | 63,577 | 46,019 | 27,339 | 13,707 | 631 |
| Widowed..... | 21,049 | 5 | 5 | 85 | 398 | 303 | 2,785 | 4,404 | 5,370 | 7,105 | 94 |
| Divorced..... | 426 | 9 | 9 | 9 | 33 | 41 | 137 | 108 | 59 | 36 | 3 |
| Unknown..... | 1,890 | 2 | 90 | 276 | 296 | 197 | 231 | 101 | 46 | 55 | 596 |
| Colored (total)¹..... | 18,896 | 3,724 | 1,356 | 2,121 | 2,496 | 2,297 | 3,549 | 1,983 | 770 | 427 | 168 |
| Single..... | 11,043 | 3,723 | 1,343 | 1,718 | 1,399 | 1,014 | 1,219 | 426 | 91 | 37 | 68 |
| Married..... | 7,026 | 4 | 380 | 1,048 | 1,048 | 1,217 | 2,144 | 1,368 | 557 | 270 | 38 |
| Widowed..... | 627 | 1 | 6 | 22 | 49 | 49 | 144 | 170 | 114 | 117 | 4 |
| Divorced..... | 40 | 7 | 9 | 9 | 7 | 7 | 9 | 12 | 2 | 1 | 1 |
| Unknown..... | 160 | 1 | 3 | 17 | 18 | 10 | 33 | 12 | 6 | 2 | 53 |
| Persons of negro descent..... | 15,591 | 3,590 | 1,213 | 1,794 | 2,055 | 1,667 | 2,460 | 1,568 | 701 | 406 | 132 |
| Single..... | 8,906 | 3,589 | 1,212 | 1,433 | 1,071 | 602 | 602 | 231 | 77 | 31 | 58 |
| Married..... | 5,936 | 2 | 342 | 941 | 941 | 1,004 | 1,694 | 1,153 | 508 | 258 | 34 |
| Widowed..... | 606 | 1 | 6 | 21 | 21 | 49 | 137 | 164 | 111 | 114 | 4 |
| Divorced..... | 36 | 8 | 8 | 8 | 7 | 7 | 8 | 11 | 1 | 1 | 1 |
| Unknown..... | 107 | 1 | 3 | 14 | 14 | 5 | 19 | 9 | 4 | 2 | 36 |
| FEMALES. | | | | | | | | | | | |
| Aggregate..... | 1,437,872 | 383,613 | 122,609 | 149,943 | 146,048 | 121,936 | 193,606 | 138,194 | 93,692 | 80,128 | 3,103 |
| Single..... | 777,850 | 383,530 | 116,609 | 103,843 | 62,670 | 33,588 | 33,317 | 19,608 | 10,617 | 7,673 | 895 |
| Married..... | 524,922 | 29 | 5,657 | 44,747 | 80,318 | 83,201 | 142,739 | 92,396 | 51,032 | 23,897 | 906 |
| Widowed..... | 128,176 | 2 | 72 | 717 | 2,259 | 4,334 | 15,593 | 25,117 | 31,436 | 48,228 | 418 |
| Divorced..... | 3,930 | 11 | 166 | 434 | 623 | 623 | 1,164 | 886 | 469 | 172 | 5 |
| Unknown..... | 2,994 | 52 | 260 | 470 | 367 | 190 | 293 | 187 | 138 | 158 | 879 |
| Native white—native parents..... | 527,424 | 133,671 | 41,771 | 43,748 | 41,108 | 37,166 | 68,742 | 60,926 | 48,371 | 50,101 | 1,820 |
| Single..... | 267,087 | 133,634 | 39,672 | 29,272 | 16,980 | 10,490 | 14,282 | 10,139 | 6,730 | 5,457 | 431 |
| Married..... | 196,596 | 6 | 1,979 | 14,052 | 23,145 | 26,079 | 48,763 | 40,876 | 27,255 | 14,973 | 468 |
| Widowed..... | 59,734 | 1 | 31 | 220 | 646 | 1,178 | 4,369 | 9,182 | 14,039 | 29,435 | 143 |
| Divorced..... | 2,498 | 5 | 85 | 236 | 236 | 358 | 729 | 644 | 291 | 145 | 5 |
| Unknown..... | 1,509 | 30 | 84 | 119 | 101 | 61 | 109 | 85 | 56 | 91 | 773 |
| Native white—foreign parents..... | 457,649 | 218,406 | 47,968 | 46,011 | 42,278 | 31,628 | 45,510 | 17,743 | 5,473 | 2,444 | 188 |
| Single..... | 350,519 | 218,373 | 46,395 | 35,167 | 22,076 | 11,741 | 12,366 | 3,250 | 735 | 304 | 107 |
| Married..... | 94,107 | 11 | 1,448 | 10,430 | 19,396 | 18,630 | 29,392 | 11,143 | 2,841 | 714 | 47 |
| Widowed..... | 11,888 | 1 | 20 | 136 | 602 | 1,066 | 3,474 | 3,229 | 1,375 | 1,421 | 14 |
| Divorced..... | 602 | 4 | 35 | 105 | 105 | 137 | 202 | 98 | 16 | 5 | 1 |
| Unknown..... | 533 | 16 | 101 | 143 | 99 | 54 | 76 | 18 | 6 | 6 | 20 |
| Foreign white..... | 436,113 | 27,417 | 31,428 | 57,968 | 60,551 | 51,674 | 81,948 | 57,991 | 39,099 | 27,030 | 1,007 |
| Single..... | 151,732 | 27,400 | 29,236 | 38,088 | 22,889 | 11,006 | 11,784 | 6,040 | 3,093 | 1,862 | 334 |
| Married..... | 228,259 | 12 | 2,104 | 19,378 | 36,533 | 38,542 | 63,045 | 39,562 | 20,626 | 8,092 | 365 |
| Widowed..... | 54,485 | 16 | 16 | 269 | 892 | 1,939 | 6,312 | 12,180 | 15,150 | 16,990 | 237 |
| Divorced..... | 768 | 1 | 37 | 82 | 119 | 82 | 212 | 137 | 158 | 22 | 1 |
| Unknown..... | 869 | 5 | 71 | 196 | 155 | 68 | 95 | 72 | 72 | 64 | 71 |
| Colored (total)¹..... | 16,636 | 4,119 | 1,442 | 2,216 | 2,111 | 1,463 | 2,406 | 1,534 | 749 | 553 | 83 |
| Single..... | 8,512 | 4,118 | 1,306 | 1,316 | 725 | 351 | 385 | 179 | 59 | 50 | 23 |
| Married..... | 5,960 | 126 | 337 | 1,244 | 1,244 | 950 | 1,539 | 810 | 310 | 118 | 26 |
| Widowed..... | 2,069 | 5 | 42 | 119 | 151 | 151 | 448 | 526 | 372 | 382 | 24 |
| Divorced..... | 62 | 1 | 9 | 11 | 11 | 9 | 21 | 7 | 4 | 4 | 1 |
| Unknown..... | 83 | 1 | 4 | 12 | 12 | 7 | 13 | 12 | 4 | 3 | 15 |
| Persons of negro descent..... | 16,333 | 4,012 | 1,414 | 2,191 | 2,095 | 1,446 | 2,374 | 1,508 | 727 | 528 | 83 |
| Single..... | 8,354 | 4,011 | 1,286 | 1,303 | 725 | 345 | 379 | 177 | 56 | 49 | 23 |
| Married..... | 5,851 | 119 | 325 | 825 | 1,229 | 934 | 1,515 | 793 | 296 | 114 | 26 |
| Widowed..... | 2,035 | 5 | 42 | 118 | 118 | 151 | 446 | 519 | 368 | 362 | 24 |
| Divorced..... | 60 | 9 | 11 | 9 | 11 | 9 | 21 | 7 | 3 | 3 | 1 |
| Unknown..... | 83 | 1 | 4 | 12 | 12 | 7 | 13 | 12 | 4 | 3 | 15 |

¹ Persons of negro descent, Chinese, Japanese, and Indians.

CONJUGAL CONDITION.

279

TABLE 30.—CONJUGAL CONDITION OF THE AGGREGATE POPULATION, CLASSIFIED BY SEX, GENERAL NATIVITY, COLOR, AND AGE PERIODS, BY STATES AND TERRITORIES: 1900—Continued.

MICHIGAN.

| SEX, GENERAL NATIVITY, COLOR, AND CONJUGAL CONDITION. | Aggregate. | Under 15 years. | 15 to 19 years. | 20 to 24 years. | 25 to 29 years. | 30 to 34 years. | 35 to 44 years. | 45 to 54 years. | 55 to 64 years. | 65 years and over. | Age unknown. |
|---|------------|-----------------|-----------------|-----------------|-----------------|-----------------|-----------------|-----------------|-----------------|--------------------|--------------|
| MALES. | | | | | | | | | | | |
| Aggregate..... | 1,248,905 | 390,735 | 116,393 | 111,649 | 101,450 | 92,666 | 166,330 | 122,212 | 80,467 | 64,540 | 2,463 |
| Single..... | 710,302 | 390,715 | 116,577 | 90,090 | 47,416 | 24,108 | 24,197 | 10,412 | 4,643 | 2,547 | 597 |
| Married..... | 492,378 | 14 | 632 | 20,326 | 52,616 | 66,453 | 135,727 | 103,599 | 66,730 | 44,354 | 625 |
| Widowed..... | 39,313 | 1 | 12 | 223 | 889 | 1,513 | 5,020 | 6,958 | 8,214 | 16,379 | 104 |
| Divorced..... | 4,273 | | 2 | 106 | 333 | 444 | 1,133 | 727 | 1,123 | 435 | 10 |
| Unknown..... | 2,541 | 5 | 120 | 299 | 191 | 148 | 203 | 120 | 103 | 225 | 1,127 |
| Native white—native parents..... | | | | | | | | | | | |
| Aggregate..... | 522,852 | 175,880 | 49,448 | 45,299 | 38,555 | 34,163 | 60,329 | 50,247 | 35,998 | 31,245 | 1,688 |
| Single..... | 298,136 | 175,870 | 48,999 | 34,558 | 15,741 | 7,751 | 7,875 | 4,002 | 1,889 | 1,057 | 894 |
| Married..... | 203,416 | 8 | 386 | 10,459 | 22,122 | 25,473 | 49,683 | 42,703 | 30,039 | 22,236 | 302 |
| Widowed..... | 17,321 | 1 | 6 | 113 | 426 | 611 | 2,021 | 2,863 | 3,618 | 7,619 | 43 |
| Divorced..... | 2,519 | | 1 | 67 | 210 | 273 | 672 | 632 | 413 | 246 | 5 |
| Unknown..... | 1,460 | 1 | 56 | 102 | 56 | 55 | 73 | 47 | 39 | 87 | 944 |
| Native white—foreign parents..... | | | | | | | | | | | |
| Aggregate..... | 419,054 | 197,577 | 50,780 | 39,653 | 33,679 | 26,284 | 39,703 | 18,397 | 8,324 | 3,984 | 173 |
| Single..... | 316,485 | 197,571 | 50,540 | 33,395 | 17,413 | 7,889 | 6,814 | 1,966 | 621 | 208 | 68 |
| Married..... | 96,622 | 2 | 200 | 6,058 | 15,884 | 17,826 | 31,421 | 15,634 | 6,787 | 2,742 | 68 |
| Widowed..... | 4,363 | | 82 | 252 | 439 | 1,165 | 1,105 | 815 | 998 | 7 | 7 |
| Divorced..... | 788 | | 1 | 31 | 81 | 102 | 268 | 183 | 93 | 27 | 2 |
| Unknown..... | 296 | 4 | 39 | 87 | 49 | 28 | 35 | 9 | 8 | 9 | 28 |
| Foreign white..... | | | | | | | | | | | |
| Aggregate..... | 295,192 | 14,043 | 15,057 | 25,623 | 28,188 | 31,297 | 64,562 | 51,819 | 35,395 | 28,668 | 540 |
| Single..... | 88,922 | 14,039 | 14,944 | 21,261 | 13,706 | 8,146 | 9,099 | 4,287 | 2,064 | 1,249 | 127 |
| Married..... | 183,052 | 4 | 89 | 4,216 | 14,166 | 22,593 | 53,436 | 44,342 | 29,409 | 19,574 | 223 |
| Widowed..... | 16,473 | | 5 | 33 | 195 | 435 | 1,713 | 2,836 | 3,652 | 7,564 | 45 |
| Divorced..... | 1,008 | | 8 | 41 | 64 | 224 | 296 | 215 | 157 | 157 | 3 |
| Unknown..... | 732 | | 19 | 105 | 80 | 59 | 90 | 58 | 55 | 124 | 142 |
| Colored (total) ¹ | | | | | | | | | | | |
| Aggregate..... | 11,807 | 3,235 | 1,108 | 1,074 | 1,028 | 922 | 1,736 | 1,249 | 750 | 643 | 62 |
| Single..... | 6,759 | 3,235 | 1,094 | 876 | 556 | 322 | 409 | 157 | 69 | 33 | 8 |
| Married..... | 4,286 | 7 | 193 | 444 | 444 | 561 | 1,182 | 920 | 545 | 402 | 32 |
| Widowed..... | 651 | | 1 | 16 | 23 | 121 | 149 | 129 | 193 | 193 | 9 |
| Divorced..... | 58 | | 6 | 6 | 5 | 19 | 17 | 6 | 5 | 5 | |
| Unknown..... | 53 | 6 | 5 | 6 | 6 | 5 | 6 | 1 | 1 | 5 | 13 |
| Persons of negro descent..... | | | | | | | | | | | |
| Aggregate..... | 8,220 | 2,067 | 793 | 786 | 746 | 690 | 1,225 | 888 | 568 | 416 | 41 |
| Single..... | 4,632 | 2,067 | 785 | 645 | 408 | 237 | 281 | 118 | 57 | 28 | 6 |
| Married..... | 3,045 | 5 | 139 | 316 | 316 | 428 | 847 | 637 | 402 | 252 | 19 |
| Widowed..... | 455 | | 11 | 16 | 78 | 115 | 102 | 127 | 127 | 6 | 6 |
| Divorced..... | 55 | | 6 | 5 | 18 | 15 | 6 | 5 | 6 | 5 | |
| Unknown..... | 33 | 3 | 2 | 5 | 4 | 1 | 3 | 1 | 4 | 4 | 10 |
| FEMALES. | | | | | | | | | | | |
| Aggregate..... | 1,172,077 | 381,599 | 116,748 | 110,763 | 96,736 | 85,744 | 146,460 | 104,246 | 72,098 | 56,620 | 1,063 |
| Single..... | 602,611 | 381,565 | 105,693 | 58,496 | 24,491 | 11,708 | 11,461 | 4,850 | 2,551 | 1,549 | 247 |
| Married..... | 487,323 | 31 | 10,836 | 51,137 | 70,061 | 70,836 | 124,936 | 83,283 | 50,506 | 23,203 | 399 |
| Widowed..... | 76,335 | 1 | 103 | 598 | 1,460 | 2,427 | 8,596 | 13,039 | 18,429 | 31,487 | 125 |
| Divorced..... | 4,842 | | 53 | 404 | 644 | 669 | 1,352 | 946 | 543 | 221 | 10 |
| Unknown..... | 361 | 2 | 63 | 123 | 80 | 44 | 65 | 68 | 69 | 160 | 282 |
| Native white—native parents..... | | | | | | | | | | | |
| Aggregate..... | 503,862 | 171,669 | 49,719 | 45,277 | 37,845 | 33,127 | 56,197 | 45,736 | 34,919 | 28,688 | 685 |
| Single..... | 259,938 | 171,652 | 43,850 | 21,908 | 8,769 | 4,379 | 4,500 | 2,383 | 1,466 | 923 | 168 |
| Married..... | 205,166 | 17 | 5,760 | 22,301 | 28,080 | 27,421 | 47,699 | 37,277 | 24,504 | 11,393 | 214 |
| Widowed..... | 35,405 | | 57 | 284 | 607 | 943 | 3,179 | 5,488 | 8,603 | 16,191 | 53 |
| Divorced..... | 2,787 | | 30 | 241 | 357 | 360 | 784 | 553 | 312 | 144 | 6 |
| Unknown..... | 506 | | 22 | 43 | 32 | 24 | 35 | 35 | 34 | 37 | 244 |
| Native white—foreign parents..... | | | | | | | | | | | |
| Aggregate..... | 412,599 | 192,942 | 51,489 | 41,657 | 34,262 | 26,082 | 38,144 | 16,989 | 7,497 | 3,425 | 112 |
| Single..... | 287,142 | 192,928 | 48,128 | 24,712 | 10,680 | 4,787 | 4,219 | 1,168 | 359 | 114 | 47 |
| Married..... | 114,493 | 12 | 3,285 | 16,612 | 22,888 | 20,394 | 31,321 | 13,510 | 5,040 | 1,336 | 45 |
| Widowed..... | 9,765 | 1 | 27 | 180 | 482 | 718 | 2,281 | 2,144 | 2,015 | 1,905 | 12 |
| Divorced..... | 1,063 | | 20 | 115 | 190 | 175 | 310 | 163 | 77 | 13 | |
| Unknown..... | 136 | 1 | 29 | 38 | 22 | 8 | 13 | 4 | 6 | 7 | 8 |
| Foreign white..... | | | | | | | | | | | |
| Aggregate..... | 245,004 | 13,732 | 14,474 | 22,794 | 23,763 | 25,748 | 50,710 | 40,519 | 29,088 | 23,949 | 224 |
| Single..... | 50,249 | 13,732 | 12,794 | 11,384 | 4,810 | 2,420 | 2,620 | 1,251 | 709 | 501 | 28 |
| Married..... | 163,513 | 2 | 1,650 | 11,213 | 18,512 | 22,469 | 44,895 | 33,798 | 20,616 | 10,234 | 119 |
| Widowed..... | 30,028 | | 18 | 110 | 333 | 724 | 2,947 | 5,224 | 7,586 | 13,040 | 46 |
| Divorced..... | 912 | | 3 | 37 | 34 | 124 | 231 | 219 | 149 | 61 | 4 |
| Unknown..... | 302 | 1 | 45 | 24 | 24 | 11 | 17 | 27 | 28 | 113 | 27 |
| Colored (total) ¹ | | | | | | | | | | | |
| Aggregate..... | 10,612 | 3,253 | 1,066 | 1,035 | 866 | 737 | 1,409 | 1,002 | 594 | 538 | 42 |
| Single..... | 5,222 | 3,253 | 921 | 492 | 232 | 122 | 122 | 48 | 17 | 11 | 4 |
| Married..... | 4,156 | | 141 | 506 | 581 | 602 | 1,071 | 698 | 346 | 190 | 21 |
| Widowed..... | 1,137 | | 1 | 24 | 38 | 52 | 189 | 243 | 225 | 351 | 14 |
| Divorced..... | 80 | | 11 | 13 | 10 | 10 | 27 | 11 | 5 | 3 | |
| Unknown..... | 17 | 3 | 2 | 2 | 2 | 1 | | 2 | 1 | 3 | 3 |
| Persons of negro descent..... | | | | | | | | | | | |
| Aggregate..... | 7,596 | 2,124 | 782 | 809 | 666 | 606 | 1,056 | 748 | 434 | 349 | 22 |
| Single..... | 3,693 | 2,124 | 632 | 418 | 195 | 109 | 104 | 41 | 10 | 8 | 2 |
| Married..... | 2,949 | 99 | 361 | 425 | 443 | 443 | 777 | 492 | 241 | 100 | 11 |
| Widowed..... | 871 | | 19 | 31 | 44 | 44 | 151 | 204 | 178 | 236 | 7 |
| Divorced..... | 72 | | 9 | 13 | 9 | 9 | 24 | 10 | 5 | 2 | |
| Unknown..... | 11 | | 2 | 2 | 2 | 1 | | 1 | 3 | 3 | 2 |

¹ Persons of negro descent, Chinese, Japanese, and Indians.

STATISTICS OF POPULATION.

TABLE 30.—CONJUGAL CONDITION OF THE AGGREGATE POPULATION, CLASSIFIED BY SEX, GENERAL NATIVITY, COLOR, AND AGE PERIODS, BY STATES AND TERRITORIES: 1900—Continued.

MINNESOTA.

| SEX, GENERAL NATIVITY, COLOR, AND CONJUGAL CONDITION. | Aggregate. | Under 15 years. | 15 to 19 years. | 20 to 24 years. | 25 to 29 years. | 30 to 34 years. | 35 to 44 years. | 45 to 54 years. | 55 to 64 years. | 65 years and over. | Age unknown. |
|---|------------|-----------------|-----------------|-----------------|-----------------|-----------------|-----------------|-----------------|-----------------|--------------------|--------------|
| MALES. | | | | | | | | | | | |
| Aggregate..... | 932,490 | 323,294 | 85,510 | 83,257 | 81,464 | 73,859 | 128,282 | 74,025 | 43,836 | 35,831 | 3,082 |
| Single..... | 604,027 | 323,280 | 85,218 | 74,594 | 49,821 | 27,726 | 27,978 | 8,963 | 3,492 | 1,787 | 1,168 |
| Married..... | 300,995 | 12 | 211 | 8,374 | 30,940 | 44,803 | 96,050 | 60,157 | 35,326 | 24,605 | 517 |
| Widowed..... | 23,631 | 4 | 4 | 103 | 447 | 1,021 | 3,611 | 4,402 | 4,751 | 9,234 | 58 |
| Divorced..... | 1,685 | 2 | 3 | 28 | 116 | 189 | 478 | 413 | 233 | 167 | 8 |
| Unknown..... | 2,152 | 2 | 74 | 158 | 140 | 120 | 165 | 90 | 34 | 38 | 1,331 |
| Native white—native parents..... | 225,103 | 96,019 | 20,637 | 18,537 | 16,444 | 14,127 | 24,299 | 15,494 | 9,347 | 8,225 | 1,974 |
| Single..... | 155,571 | 96,016 | 20,530 | 15,984 | 9,294 | 4,927 | 5,817 | 1,810 | 705 | 335 | 653 |
| Married..... | 62,475 | 3 | 75 | 2,463 | 6,955 | 8,865 | 17,986 | 12,568 | 7,505 | 5,842 | 213 |
| Widowed..... | 5,173 | 1 | 1 | 33 | 130 | 240 | 778 | 946 | 1,039 | 1,989 | 18 |
| Divorced..... | 591 | 1 | 15 | 40 | 64 | 64 | 174 | 149 | 89 | 52 | 7 |
| Unknown..... | 1,293 | 42 | 31 | 42 | 25 | 31 | 44 | 21 | 9 | 7 | 1,083 |
| Native white—foreign parents..... | 412,275 | 215,136 | 51,526 | 40,727 | 34,355 | 23,929 | 32,702 | 9,713 | 2,579 | 1,282 | 326 |
| Single..... | 343,673 | 215,129 | 51,421 | 36,901 | 21,323 | 9,180 | 7,728 | 1,435 | 276 | 86 | 194 |
| Married..... | 65,396 | 6 | 80 | 3,719 | 12,794 | 14,384 | 24,000 | 7,509 | 1,978 | 845 | 81 |
| Widowed..... | 2,664 | 3 | 41 | 155 | 283 | 842 | 842 | 695 | 295 | 359 | 6 |
| Divorced..... | 335 | 2 | 11 | 47 | 61 | 109 | 109 | 66 | 28 | 10 | 1 |
| Unknown..... | 207 | 1 | 20 | 55 | 36 | 16 | 23 | 8 | 2 | 2 | 44 |
| Foreign white..... | 287,473 | 9,628 | 12,768 | 23,392 | 29,903 | 35,103 | 70,133 | 43,160 | 31,611 | 26,057 | 713 |
| Single..... | 100,058 | 9,626 | 12,707 | 21,242 | 18,739 | 13,355 | 14,618 | 5,608 | 2,468 | 1,347 | 288 |
| Married..... | 170,697 | 2 | 47 | 2,083 | 10,877 | 21,163 | 53,331 | 39,625 | 25,605 | 17,750 | 214 |
| Widowed..... | 15,446 | 1 | 22 | 144 | 465 | 1,917 | 2,682 | 3,354 | 6,827 | 84 | 84 |
| Divorced..... | 709 | 1 | 2 | 18 | 55 | 179 | 188 | 162 | 105 | 105 | 27 |
| Unknown..... | 563 | 13 | 43 | 70 | 65 | 88 | 57 | 22 | 28 | 28 | 177 |
| Colored (total) ¹ | 7,639 | 2,511 | 579 | 601 | 757 | 700 | 1,143 | 658 | 349 | 267 | 69 |
| Single..... | 4,725 | 2,509 | 560 | 467 | 405 | 264 | 315 | 110 | 43 | 19 | 33 |
| Married..... | 2,427 | 1 | 9 | 109 | 314 | 391 | 733 | 455 | 238 | 168 | 9 |
| Widowed..... | 348 | 1 | 7 | 18 | 28 | 28 | 74 | 79 | 63 | 79 | 27 |
| Divorced..... | 50 | 1 | 10 | 11 | 9 | 9 | 16 | 10 | 4 | 1 | 27 |
| Unknown..... | 89 | 1 | 10 | 18 | 9 | 8 | 10 | 4 | 1 | 1 | 27 |
| Persons of negro descent..... | 2,836 | 460 | 159 | 282 | 412 | 403 | 600 | 273 | 116 | 63 | 63 |
| Single..... | 1,678 | 460 | 159 | 241 | 260 | 196 | 227 | 67 | 29 | 10 | 29 |
| Married..... | 985 | 1 | 38 | 141 | 202 | 341 | 166 | 64 | 26 | 26 | 7 |
| Widowed..... | 113 | 1 | 3 | 5 | 2 | 20 | 36 | 20 | 27 | 27 | 27 |
| Divorced..... | 24 | 1 | 4 | 4 | 3 | 8 | 6 | 3 | 3 | 3 | 27 |
| Unknown..... | 36 | 1 | 2 | 2 | 2 | 4 | 4 | 3 | 3 | 3 | 27 |
| FEMALES. | | | | | | | | | | | |
| Aggregate..... | 813,904 | 314,507 | 84,667 | 77,417 | 67,143 | 57,196 | 93,557 | 55,913 | 36,544 | 30,940 | 1,020 |
| Single..... | 479,139 | 314,475 | 79,420 | 45,804 | 19,857 | 8,303 | 7,312 | 2,347 | 1,025 | 752 | 344 |
| Married..... | 297,097 | 26 | 5,131 | 31,018 | 46,473 | 47,084 | 80,801 | 46,280 | 25,925 | 14,019 | 340 |
| Widowed..... | 40,220 | 1 | 38 | 350 | 991 | 1,511 | 4,919 | 6,941 | 9,887 | 16,001 | 81 |
| Divorced..... | 1,937 | 2 | 25 | 160 | 293 | 281 | 510 | 335 | 196 | 133 | 2 |
| Unknown..... | 511 | 3 | 53 | 85 | 29 | 17 | 15 | 10 | 11 | 35 | 253 |
| Native white—native parents..... | 200,677 | 92,870 | 20,107 | 16,860 | 13,394 | 11,097 | 18,166 | 12,074 | 8,379 | 7,167 | 563 |
| Single..... | 129,607 | 92,857 | 18,565 | 9,552 | 3,824 | 1,743 | 1,744 | 656 | 290 | 189 | 187 |
| Married..... | 60,355 | 9 | 1,510 | 7,151 | 9,258 | 8,901 | 15,139 | 9,633 | 5,624 | 3,003 | 157 |
| Widowed..... | 9,744 | 1 | 9 | 91 | 211 | 360 | 1,095 | 2,395 | 3,909 | 3,909 | 20 |
| Divorced..... | 696 | 1 | 9 | 50 | 99 | 89 | 186 | 180 | 68 | 62 | 2 |
| Unknown..... | 245 | 2 | 14 | 16 | 2 | 4 | 2 | 2 | 2 | 4 | 197 |
| Native white—foreign parents..... | 394,046 | 210,082 | 52,015 | 40,573 | 31,673 | 21,515 | 27,097 | 7,740 | 2,174 | 999 | 178 |
| Single..... | 303,371 | 210,071 | 49,556 | 25,629 | 10,501 | 3,975 | 2,952 | 469 | 83 | 40 | 95 |
| Married..... | 85,242 | 9 | 2,412 | 14,708 | 20,616 | 16,884 | 22,512 | 6,163 | 1,500 | 381 | 57 |
| Widowed..... | 4,307 | 1 | 11 | 135 | 422 | 555 | 1,478 | 1,057 | 570 | 574 | 5 |
| Divorced..... | 515 | 1 | 10 | 63 | 121 | 98 | 150 | 50 | 19 | 3 | 3 |
| Unknown..... | 111 | 1 | 26 | 38 | 13 | 3 | 5 | 1 | 2 | 1 | 21 |
| Foreign white..... | 217,462 | 9,175 | 11,952 | 19,419 | 21,406 | 24,080 | 47,479 | 35,591 | 25,673 | 22,438 | 249 |
| Single..... | 42,718 | 9,169 | 10,794 | 10,380 | 4,885 | 2,527 | 2,564 | 1,195 | 645 | 506 | 53 |
| Married..... | 149,100 | 6 | 1,142 | 8,892 | 16,167 | 20,927 | 42,531 | 30,169 | 18,622 | 10,585 | 119 |
| Widowed..... | 24,886 | 8 | 90 | 297 | 587 | 2,221 | 4,084 | 4,084 | 6,295 | 11,306 | 43 |
| Divorced..... | 629 | 2 | 30 | 45 | 80 | 155 | 147 | 106 | 64 | 64 | 29 |
| Unknown..... | 129 | 6 | 27 | 12 | 9 | 8 | 6 | 5 | 5 | 27 | 29 |
| Colored (total) ¹ | 6,719 | 2,380 | 593 | 565 | 670 | 504 | 815 | 508 | 318 | 336 | 30 |
| Single..... | 3,443 | 2,378 | 505 | 243 | 147 | 58 | 52 | 27 | 7 | 17 | 9 |
| Married..... | 2,970 | 2 | 67 | 267 | 432 | 372 | 619 | 325 | 179 | 100 | 7 |
| Widowed..... | 733 | 10 | 34 | 61 | 59 | 125 | 147 | 127 | 127 | 212 | 8 |
| Divorced..... | 97 | 4 | 17 | 28 | 14 | 19 | 8 | 3 | 3 | 4 | 3 |
| Unknown..... | 26 | 7 | 4 | 2 | 2 | 1 | 1 | 2 | 2 | 3 | 6 |
| Persons of negro descent..... | 2,123 | 504 | 165 | 259 | 323 | 244 | 334 | 162 | 61 | 46 | 20 |
| Single..... | 979 | 504 | 152 | 136 | 98 | 41 | 29 | 14 | 1 | 1 | 3 |
| Married..... | 869 | 13 | 113 | 113 | 200 | 172 | 244 | 84 | 29 | 10 | 4 |
| Widowed..... | 237 | 1 | 6 | 21 | 24 | 24 | 51 | 62 | 31 | 35 | 7 |
| Divorced..... | 31 | 1 | 4 | 9 | 7 | 7 | 10 | 1 | 1 | 1 | 7 |
| Unknown..... | 7 | 1 | 4 | 4 | 4 | 4 | 4 | 1 | 1 | 1 | 6 |

¹ Persons of negro descent, Chinese, Japanese, and Indians.

CONJUGAL CONDITION.

TABLE 30.—CONJUGAL CONDITION OF THE AGGREGATE POPULATION, CLASSIFIED BY SEX, GENERAL NATIVITY, COLOR, AND AGE PERIODS, BY STATES AND TERRITORIES: 1900—Continued.

MISSISSIPPI.

| SEX, GENERAL NATIVITY, COLOR, AND CONJUGAL CONDITION. | Aggregate. | Under 15 years. | 15 to 19 years. | 20 to 24 years. | 25 to 29 years. | 30 to 34 years. | 35 to 44 years. | 45 to 54 years. | 55 to 64 years. | 65 years and over. | Age unknown. |
|---|------------|-----------------|-----------------|-----------------|-----------------|-----------------|-----------------|-----------------|-----------------|--------------------|--------------|
| MALES. | | | | | | | | | | | |
| Aggregate..... | 781,451 | 329,745 | 85,960 | 78,366 | 61,620 | 44,717 | 72,055 | 52,748 | 31,119 | 23,550 | 1,571 |
| Single..... | 502,635 | 329,722 | 84,223 | 49,478 | 18,581 | 7,551 | 6,908 | 3,225 | 1,442 | 954 | 456 |
| Married..... | 258,890 | 19 | 1,535 | 27,453 | 40,878 | 35,099 | 60,672 | 44,872 | 25,529 | 17,001 | 802 |
| Widowed..... | 22,608 | | 60 | 971 | 1,794 | 1,786 | 4,097 | 4,391 | 3,983 | 5,432 | 89 |
| Divorced..... | 1,217 | | 9 | 133 | 212 | 188 | 285 | 186 | 113 | 85 | 6 |
| Unknown..... | 1,206 | 4 | 133 | 301 | 155 | 93 | 98 | 74 | 52 | 78 | 213 |
| Native white—native parents..... | 311,835 | 130,905 | 34,545 | 30,040 | 24,099 | 17,828 | 29,838 | 23,844 | 11,850 | 8,395 | 476 |
| Single..... | 204,355 | 180,899 | 33,861 | 21,401 | 8,783 | 3,502 | 3,185 | 1,623 | 598 | 356 | 147 |
| Married..... | 100,048 | 5 | 625 | 8,373 | 14,886 | 13,855 | 25,484 | 20,632 | 9,920 | 6,092 | 176 |
| Widowed..... | 6,808 | | 19 | 164 | 354 | 415 | 1,101 | 1,523 | 1,299 | 1,912 | 21 |
| Divorced..... | 208 | | 20 | 29 | 29 | 54 | 39 | 21 | 21 | 14 | 2 |
| Unknown..... | 416 | 1 | 40 | 82 | 47 | 27 | 29 | 27 | 12 | 21 | 130 |
| Native white—foreign parents..... | 9,849 | 2,840 | 1,059 | 1,000 | 914 | 827 | 1,492 | 959 | 453 | 295 | 10 |
| Single..... | 6,004 | 2,840 | 1,051 | 820 | 497 | 275 | 326 | 142 | 82 | 19 | 2 |
| Married..... | 3,561 | | 6 | 175 | 402 | 534 | 1,114 | 742 | 370 | 211 | 7 |
| Widowed..... | 255 | | | 4 | 11 | 14 | 44 | 69 | 50 | 63 | |
| Divorced..... | 16 | | | 1 | 1 | 2 | 6 | 4 | 1 | 1 | |
| Unknown..... | 13 | | 2 | | 3 | 2 | 2 | 2 | | 1 | 1 |
| Foreign white..... | 5,026 | 140 | 132 | 248 | 404 | 453 | 999 | 1,040 | 893 | 706 | 11 |
| Single..... | 1,523 | 140 | 130 | 207 | 220 | 148 | 252 | 193 | 147 | 80 | 6 |
| Married..... | 3,085 | | 2 | 41 | 180 | 291 | 697 | 764 | 630 | 426 | 4 |
| Widowed..... | 442 | | | | 3 | 11 | 50 | 77 | 109 | 192 | |
| Divorced..... | 14 | | | | | 1 | | 5 | 4 | 4 | |
| Unknown..... | 12 | | | | 1 | 2 | | 1 | 3 | 4 | 1 |
| Colored (total) ¹ | 454,741 | 195,860 | 50,224 | 47,078 | 36,203 | 25,609 | 39,711 | 26,905 | 17,923 | 14,154 | 1,074 |
| Single..... | 290,653 | 195,343 | 49,181 | 27,050 | 9,081 | 3,626 | 3,140 | 1,267 | 665 | 499 | 301 |
| Married..... | 147,246 | 14 | 902 | 18,894 | 25,410 | 20,419 | 33,377 | 22,734 | 14,609 | 10,272 | 615 |
| Widowed..... | 15,098 | | 41 | 803 | 1,426 | 1,346 | 2,902 | 2,722 | 2,525 | 3,265 | 68 |
| Divorced..... | 979 | | 9 | 112 | 182 | 156 | 225 | 133 | 87 | 66 | 4 |
| Unknown..... | 765 | 3 | 91 | 219 | 104 | 62 | 67 | 44 | 37 | 52 | 86 |
| Persons of negro descent..... | 453,384 | 195,376 | 50,095 | 46,945 | 36,103 | 25,515 | 39,547 | 26,753 | 17,871 | 14,108 | 1,071 |
| Single..... | 289,832 | 195,359 | 49,059 | 26,984 | 9,055 | 3,598 | 3,095 | 1,235 | 655 | 494 | 298 |
| Married..... | 147,793 | 14 | 896 | 18,331 | 25,346 | 20,360 | 33,271 | 22,631 | 14,376 | 10,253 | 615 |
| Widowed..... | 15,019 | | 40 | 799 | 1,418 | 1,340 | 2,389 | 2,708 | 2,516 | 3,243 | 68 |
| Divorced..... | 976 | | 9 | 112 | 180 | 156 | 225 | 137 | 87 | 66 | 4 |
| Unknown..... | 764 | 3 | 91 | 219 | 104 | 61 | 67 | 44 | 37 | 52 | 86 |
| FEMALES. | | | | | | | | | | | |
| Aggregate..... | 769,819 | 320,699 | 88,881 | 83,949 | 61,704 | 42,962 | 69,505 | 49,944 | 29,028 | 21,479 | 1,668 |
| Single..... | 450,839 | 320,514 | 72,526 | 31,151 | 11,476 | 4,832 | 4,923 | 2,674 | 1,452 | 956 | 335 |
| Married..... | 254,578 | 161 | 15,376 | 43,313 | 44,994 | 33,435 | 53,810 | 35,310 | 15,956 | 6,392 | 831 |
| Widowed..... | 60,907 | | 7 | 794 | 3,854 | 4,538 | 10,117 | 11,544 | 11,443 | 13,987 | 335 |
| Divorced..... | 2,686 | | 2 | 103 | 517 | 403 | 578 | 297 | 109 | 50 | 11 |
| Unknown..... | 809 | 15 | 82 | 114 | 80 | 54 | 77 | 69 | 68 | 94 | 156 |
| Native white—native parents..... | 302,232 | 125,131 | 34,849 | 30,826 | 23,158 | 16,755 | 27,827 | 21,801 | 13,050 | 8,428 | 407 |
| Single..... | 181,169 | 125,046 | 29,314 | 13,590 | 5,186 | 2,245 | 2,496 | 1,699 | 976 | 490 | 127 |
| Married..... | 101,006 | 69 | 5,387 | 16,659 | 17,100 | 13,589 | 22,537 | 15,997 | 7,142 | 2,373 | 162 |
| Widowed..... | 19,430 | | 2 | 498 | 764 | 882 | 2,708 | 4,016 | 4,885 | 5,536 | 48 |
| Divorced..... | 382 | | 1 | 66 | 83 | 36 | 75 | 25 | 25 | 12 | |
| Unknown..... | 245 | 13 | 35 | 22 | 25 | 3 | 16 | 22 | 22 | 17 | 70 |
| Native white—foreign parents..... | 9,659 | 2,809 | 1,097 | 1,121 | 959 | 831 | 1,369 | 807 | 389 | 269 | 8 |
| Single..... | 5,328 | 2,806 | 1,013 | 673 | 312 | 182 | 203 | 87 | 34 | 17 | 1 |
| Married..... | 3,504 | 3 | 80 | 434 | 612 | 597 | 1,001 | 526 | 181 | 66 | 4 |
| Widowed..... | 805 | | 2 | 12 | 33 | 48 | 160 | 191 | 173 | 183 | 3 |
| Divorced..... | 14 | | | | 2 | 2 | 4 | 3 | 1 | 1 | |
| Unknown..... | 8 | | 2 | 1 | | 2 | 1 | | | 2 | |
| Foreign white..... | 2,599 | 124 | 93 | 146 | 177 | 202 | 400 | 549 | 445 | 448 | 15 |
| Single..... | 451 | 124 | 72 | 53 | 38 | 26 | 39 | 44 | 28 | 23 | 4 |
| Married..... | 1,448 | | 21 | 92 | 132 | 167 | 317 | 367 | 228 | 117 | 7 |
| Widowed..... | 696 | | | 1 | 7 | 9 | 43 | 137 | 189 | 306 | 4 |
| Divorced..... | 3 | | | | | | 1 | 1 | | 1 | |
| Unknown..... | 1 | | | | | | | | | 1 | |
| Colored (total) ¹ | 455,329 | 192,635 | 52,842 | 51,856 | 37,410 | 25,174 | 39,909 | 26,787 | 15,144 | 12,334 | 1,233 |
| Single..... | 263,891 | 192,538 | 42,127 | 16,835 | 5,940 | 2,379 | 2,185 | 844 | 414 | 426 | 203 |
| Married..... | 145,620 | 89 | 9,833 | 31,137 | 27,150 | 19,082 | 29,955 | 18,420 | 8,405 | 3,336 | 653 |
| Widowed..... | 39,376 | | 696 | 3,343 | 3,734 | 3,299 | 7,211 | 7,250 | 6,196 | 7,962 | 230 |
| Divorced..... | 2,287 | | 1 | 33 | 450 | 531 | 365 | 498 | 88 | 36 | 11 |
| Unknown..... | 555 | 2 | 45 | 91 | 55 | 49 | 60 | 47 | 46 | 74 | 86 |
| Persons of negro descent..... | 454,246 | 192,168 | 52,700 | 51,754 | 37,336 | 25,111 | 39,828 | 26,716 | 15,101 | 12,296 | 1,236 |
| Single..... | 263,282 | 192,071 | 42,026 | 16,812 | 5,933 | 2,376 | 2,181 | 842 | 413 | 425 | 203 |
| Married..... | 148,246 | 89 | 9,849 | 31,082 | 27,091 | 19,028 | 29,894 | 18,366 | 8,333 | 3,326 | 653 |
| Widowed..... | 39,378 | | 5 | 3,339 | 3,727 | 3,293 | 7,195 | 7,235 | 6,176 | 7,935 | 279 |
| Divorced..... | 2,286 | | 1 | 36 | 450 | 530 | 365 | 498 | 88 | 36 | 11 |
| Unknown..... | 554 | 2 | 45 | 91 | 55 | 49 | 60 | 47 | 46 | 74 | 85 |

¹ Persons of negro descent, Chinese, Japanese, and Indians.

STATISTICS OF POPULATION.

TABLE 30.—CONJUGAL CONDITION OF THE AGGREGATE POPULATION, CLASSIFIED BY SEX, GENERAL NATIVITY, COLOR, AND AGE PERIODS, BY STATES AND TERRITORIES: 1900—Continued.

| MISSOURI. | | | | | | | | | | | |
|---|------------|-----------------|-----------------|-----------------|-----------------|-----------------|-----------------|-----------------|-----------------|--------------------|--------------|
| SEX, GENERAL NATIVITY, COLOR, AND CONJUGAL CONDITION. | Aggregate. | Under 15 years. | 15 to 19 years. | 20 to 24 years. | 25 to 29 years. | 30 to 34 years. | 35 to 44 years. | 45 to 54 years. | 55 to 64 years. | 65 years and over. | Age unknown. |
| MALES. | | | | | | | | | | | |
| Aggregate..... | 1,595,710 | 548,142 | 160,780 | 146,875 | 135,851 | 119,260 | 198,936 | 135,232 | 85,725 | 59,627 | 5,332 |
| Single..... | 969,331 | 548,103 | 159,277 | 115,384 | 61,497 | 32,243 | 31,030 | 12,262 | 5,371 | 2,788 | 1,376 |
| Married..... | 570,141 | 26 | 1,284 | 30,523 | 71,835 | 83,639 | 158,419 | 112,066 | 69,583 | 41,201 | 1,565 |
| Widowed..... | 49,187 | 1 | 27 | 579 | 1,876 | 2,736 | 3,228 | 10,019 | 10,215 | 15,278 | 228 |
| Divorced..... | 3,565 | 1 | 11 | 146 | 402 | 507 | 1,033 | 735 | 456 | 261 | 13 |
| Unknown..... | 3,486 | 11 | 131 | 243 | 241 | 135 | 226 | 100 | 100 | 99 | 2,150 |
| Native white—native parents..... | 1,131,934 | 439,426 | 119,481 | 101,478 | 89,821 | 74,980 | 123,071 | 87,912 | 54,832 | 37,076 | 3,837 |
| Single..... | 718,283 | 439,397 | 118,251 | 77,256 | 37,137 | 17,984 | 16,594 | 6,609 | 2,779 | 1,341 | 985 |
| Married..... | 377,948 | 21 | 1,101 | 23,484 | 50,912 | 54,757 | 100,431 | 74,290 | 45,496 | 26,575 | 831 |
| Widowed..... | 30,658 | 1 | 25 | 450 | 1,337 | 1,833 | 5,270 | 6,448 | 6,226 | 8,944 | 124 |
| Divorced..... | 2,282 | 1 | 8 | 112 | 278 | 312 | 655 | 479 | 273 | 158 | 6 |
| Unknown..... | 2,763 | 6 | 96 | 176 | 157 | 94 | 121 | 86 | 58 | 58 | 1,911 |
| Native white—foreign parents..... | 262,478 | 81,714 | 29,226 | 30,020 | 29,533 | 26,422 | 39,618 | 16,607 | 6,313 | 2,835 | 190 |
| Single..... | 172,182 | 81,712 | 29,135 | 25,907 | 16,294 | 8,849 | 7,591 | 1,941 | 523 | 149 | 81 |
| Married..... | 84,977 | 77 | 4,032 | 12,891 | 17,007 | 17,007 | 30,525 | 13,458 | 4,933 | 1,922 | 82 |
| Widowed..... | 4,661 | 2 | 42 | 258 | 447 | 1,296 | 1,109 | 758 | 739 | 739 | 10 |
| Divorced..... | 503 | 13 | 62 | 105 | 177 | 85 | 39 | 21 | 21 | 21 | 1 |
| Unknown..... | 155 | 2 | 12 | 26 | 28 | 14 | 29 | 14 | 10 | 4 | 16 |
| Foreign white..... | 119,565 | 2,710 | 3,337 | 6,083 | 8,379 | 11,375 | 25,329 | 23,870 | 20,901 | 17,178 | 403 |
| Single..... | 28,863 | 2,708 | 3,315 | 5,061 | 4,124 | 3,292 | 4,533 | 2,817 | 1,770 | 1,137 | 106 |
| Married..... | 80,004 | 1 | 20 | 991 | 4,144 | 7,830 | 19,836 | 19,344 | 16,448 | 11,034 | 196 |
| Widowed..... | 10,043 | 16 | 72 | 163 | 72 | 163 | 763 | 1,574 | 2,539 | 4,867 | 34 |
| Divorced..... | 404 | 3 | 12 | 30 | 12 | 30 | 92 | 102 | 98 | 64 | 3 |
| Unknown..... | 246 | 1 | 2 | 12 | 27 | 10 | 45 | 33 | 26 | 26 | 64 |
| Colored (total) ¹ | 81,733 | 24,292 | 8,686 | 9,294 | 8,118 | 6,483 | 10,918 | 6,843 | 3,679 | 2,538 | 832 |
| Single..... | 50,003 | 24,286 | 8,576 | 7,160 | 3,942 | 2,118 | 2,312 | 895 | 299 | 161 | 254 |
| Married..... | 27,212 | 4 | 86 | 2,016 | 3,888 | 3,995 | 7,567 | 4,974 | 2,656 | 1,620 | 406 |
| Widowed..... | 3,820 | 71 | 209 | 293 | 293 | 293 | 899 | 672 | 728 | 728 | 60 |
| Divorced..... | 376 | 3 | 18 | 50 | 60 | 109 | 69 | 46 | 18 | 18 | 3 |
| Unknown..... | 822 | 2 | 21 | 29 | 29 | 17 | 31 | 17 | 6 | 11 | 159 |
| Persons of negro descent..... | 81,206 | 24,274 | 8,653 | 9,272 | 8,085 | 6,395 | 10,713 | 6,741 | 3,658 | 2,533 | 832 |
| Single..... | 49,615 | 24,268 | 8,543 | 7,142 | 3,914 | 2,046 | 2,174 | 827 | 288 | 159 | 254 |
| Married..... | 27,033 | 4 | 86 | 2,013 | 3,883 | 3,981 | 7,503 | 4,944 | 2,646 | 1,617 | 406 |
| Widowed..... | 3,812 | 71 | 209 | 293 | 293 | 293 | 896 | 672 | 728 | 728 | 60 |
| Divorced..... | 375 | 3 | 17 | 50 | 60 | 109 | 69 | 46 | 18 | 18 | 3 |
| Unknown..... | 321 | 2 | 21 | 29 | 29 | 16 | 31 | 17 | 6 | 11 | 159 |
| FEMALES. | | | | | | | | | | | |
| Aggregate..... | 1,510,955 | 533,923 | 163,649 | 152,391 | 131,495 | 109,342 | 172,113 | 116,466 | 75,447 | 53,055 | 3,074 |
| Single..... | 829,582 | 533,760 | 144,276 | 76,034 | 33,665 | 15,735 | 14,830 | 5,799 | 2,927 | 1,868 | 688 |
| Married..... | 568,965 | 148 | 18,765 | 73,487 | 92,933 | 87,584 | 140,940 | 83,755 | 46,731 | 18,336 | 1,236 |
| Widowed..... | 106,102 | 2 | 410 | 2,103 | 3,339 | 5,171 | 14,971 | 21,088 | 25,358 | 32,623 | 1,537 |
| Divorced..... | 4,937 | 1 | 127 | 635 | 889 | 774 | 1,249 | 735 | 365 | 140 | 22 |
| Unknown..... | 1,369 | 12 | 81 | 132 | 109 | 78 | 123 | 89 | 66 | 88 | 591 |
| Native white—native parents..... | 1,072,940 | 426,478 | 120,404 | 103,747 | 85,265 | 69,148 | 107,546 | 75,950 | 49,254 | 33,325 | 1,323 |
| Single..... | 619,339 | 426,339 | 104,262 | 47,080 | 18,646 | 8,280 | 7,706 | 3,497 | 1,928 | 1,152 | 449 |
| Married..... | 387,331 | 130 | 15,668 | 63,637 | 54,426 | 57,426 | 60,171 | 32,090 | 12,037 | 12,037 | 712 |
| Widowed..... | 62,223 | 2 | 317 | 1,455 | 2,316 | 2,944 | 3,275 | 11,770 | 14,959 | 20,001 | 139 |
| Divorced..... | 3,186 | 103 | 456 | 561 | 459 | 783 | 478 | 249 | 90 | 7 | |
| Unknown..... | 856 | 7 | 54 | 74 | 55 | 39 | 54 | 34 | 28 | 45 | 466 |
| Native white—foreign parents..... | 261,716 | 80,175 | 30,666 | 32,868 | 30,761 | 25,993 | 33,081 | 15,275 | 5,316 | 2,430 | 151 |
| Single..... | 153,018 | 80,162 | 29,002 | 20,358 | 10,973 | 5,462 | 5,011 | 1,088 | 279 | 124 | 59 |
| Married..... | 96,150 | 8 | 1,616 | 11,673 | 18,913 | 19,260 | 29,525 | 11,123 | 3,176 | 802 | 64 |
| Widowed..... | 11,533 | 33 | 223 | 659 | 1,090 | 3,278 | 2,939 | 1,813 | 1,813 | 1,491 | 12 |
| Divorced..... | 839 | 1 | 82 | 188 | 170 | 288 | 107 | 85 | 10 | 10 | 2 |
| Unknown..... | 171 | 4 | 9 | 32 | 28 | 21 | 29 | 18 | 13 | 3 | 14 |
| Foreign white..... | 96,210 | 2,561 | 3,543 | 6,376 | 7,336 | 8,396 | 16,762 | 13,957 | 17,516 | 14,420 | 288 |
| Single..... | 15,704 | 2,556 | 3,180 | 3,484 | 2,047 | 1,176 | 1,233 | 888 | 585 | 464 | 41 |
| Married..... | 57,636 | 5 | 356 | 2,326 | 5,132 | 6,860 | 13,910 | 13,683 | 9,923 | 4,827 | 124 |
| Widowed..... | 22,373 | 6 | 45 | 163 | 163 | 313 | 1,468 | 4,278 | 6,929 | 9,076 | 95 |
| Divorced..... | 330 | 2 | 15 | 24 | 45 | 79 | 80 | 58 | 26 | 26 | 1 |
| Unknown..... | 167 | 4 | 6 | 20 | 12 | 22 | 28 | 21 | 21 | 27 | 27 |
| Colored (total) ¹ | 80,089 | 24,709 | 9,031 | 9,400 | 8,033 | 5,805 | 9,724 | 6,284 | 3,361 | 2,880 | 312 |
| Single..... | 41,321 | 24,703 | 7,832 | 4,612 | 1,999 | 817 | 830 | 326 | 135 | 128 | 139 |
| Married..... | 27,843 | 5 | 1,115 | 4,306 | 5,261 | 4,058 | 6,777 | 3,778 | 1,542 | 670 | 336 |
| Widowed..... | 9,963 | 54 | 380 | 701 | 824 | 1,950 | 2,101 | 1,651 | 2,055 | 2,055 | 241 |
| Divorced..... | 332 | 16 | 82 | 116 | 100 | 149 | 70 | 23 | 14 | 14 | 12 |
| Unknown..... | 175 | 1 | 14 | 20 | 6 | 6 | 18 | 9 | 4 | 73 | 84 |
| Persons of negro descent..... | 80,023 | 24,683 | 9,021 | 9,394 | 8,076 | 5,805 | 9,716 | 6,280 | 3,358 | 2,878 | 312 |
| Single..... | 41,486 | 24,632 | 7,823 | 4,610 | 1,998 | 817 | 830 | 324 | 135 | 128 | 139 |
| Married..... | 27,330 | 5 | 1,114 | 4,302 | 5,255 | 4,058 | 6,772 | 3,777 | 1,541 | 670 | 336 |
| Widowed..... | 9,955 | 54 | 380 | 701 | 824 | 1,947 | 2,100 | 1,655 | 2,053 | 2,053 | 241 |
| Divorced..... | 332 | 16 | 82 | 116 | 100 | 149 | 70 | 23 | 14 | 14 | 12 |
| Unknown..... | 175 | 1 | 14 | 20 | 6 | 6 | 18 | 9 | 4 | 73 | 84 |

¹Persons of negro descent, Chinese, Japanese, and Indians.

CONJUGAL CONDITION.

TABLE 30.—CONJUGAL CONDITION OF THE AGGREGATE POPULATION, CLASSIFIED BY SEX, GENERAL NATIVITY, COLOR, AND AGE PERIODS, BY STATES AND TERRITORIES: 1900—Continued.

MONTANA.

| SEX, GENERAL NATIVITY, COLOR, AND CONJUGAL CONDITION. | Aggregate. | Under 15 years. | 15 to 19 years. | 20 to 24 years. | 25 to 29 years. | 30 to 34 years. | 35 to 44 years. | 45 to 54 years. | 55 to 64 years. | 65 years and over. | Age unknown. |
|---|------------|-----------------|-----------------|-----------------|-----------------|-----------------|-----------------|-----------------|-----------------|--------------------|--------------|
| MALES. | | | | | | | | | | | |
| Aggregate..... | 149,842 | 35,872 | 9,434 | 14,896 | 17,473 | 17,798 | 29,202 | 14,265 | 6,719 | 3,102 | 1,081 |
| Single..... | 100,870 | 35,870 | 9,343 | 13,420 | 12,501 | 9,603 | 12,160 | 4,761 | 2,008 | 785 | 221 |
| Married..... | 43,168 | 2 | 51 | 1,357 | 4,760 | 7,788 | 13,746 | 8,190 | 3,703 | 1,472 | 99 |
| Widowed..... | 4,135 | | 1 | 24 | 86 | 256 | 956 | 1,119 | 392 | 793 | 8 |
| Divorced..... | 645 | | | 11 | 41 | 66 | 231 | 150 | 108 | 35 | 3 |
| Unknown..... | 1,224 | | 39 | 84 | 85 | 85 | 109 | 45 | 10 | 17 | 750 |
| Native white—native parents..... | 55,711 | 15,476 | 4,094 | 5,708 | 6,039 | 5,698 | 9,243 | 4,819 | 2,604 | 1,250 | 680 |
| Single..... | 37,897 | 15,476 | 4,065 | 5,139 | 4,243 | 2,913 | 3,518 | 1,447 | 676 | 321 | 99 |
| Married..... | 15,302 | | 16 | 541 | 1,727 | 2,644 | 5,268 | 2,891 | 1,505 | 664 | 46 |
| Widowed..... | 1,559 | | | 2 | 26 | 84 | 327 | 393 | 374 | 342 | 4 |
| Divorced..... | 276 | | | 3 | 15 | 29 | 98 | 66 | 44 | 19 | 2 |
| Unknown..... | 677 | | 13 | 16 | 28 | 28 | 32 | 22 | 5 | 4 | 529 |
| Native white—foreign parents..... | 40,219 | 16,836 | 2,942 | 3,760 | 4,132 | 3,715 | 5,690 | 2,131 | 733 | 264 | 26 |
| Single..... | 32,026 | 16,835 | 2,927 | 3,456 | 3,089 | 2,136 | 2,481 | 770 | 259 | 65 | 8 |
| Married..... | 7,385 | 1 | 8 | 282 | 997 | 1,491 | 2,932 | 1,150 | 347 | 117 | 10 |
| Widowed..... | 659 | | | 2 | 24 | 69 | 210 | 178 | 101 | 74 | 1 |
| Divorced..... | 149 | | | 4 | 14 | 18 | 56 | 29 | 25 | 3 | |
| Unknown..... | 50 | | 7 | 6 | 8 | 1 | 11 | 4 | 1 | 5 | 7 |
| Foreign white..... | 43,209 | 1,249 | 1,349 | 4,105 | 6,199 | 7,357 | 12,499 | 6,172 | 2,845 | 1,258 | 176 |
| Single..... | 24,239 | 1,249 | 1,340 | 3,790 | 4,558 | 4,140 | 5,542 | 2,227 | 944 | 372 | 77 |
| Married..... | 16,935 | | 6 | 303 | 1,590 | 3,032 | 6,491 | 3,397 | 1,487 | 533 | 36 |
| Widowed..... | 1,681 | | | 2 | 28 | 83 | 368 | 486 | 374 | 337 | 3 |
| Divorced..... | 199 | | | 1 | 9 | 18 | 73 | 49 | 38 | 10 | 1 |
| Unknown..... | 165 | | 3 | 9 | 14 | 24 | 25 | 13 | 2 | 6 | 59 |
| Colored (total) ¹ | 10,703 | 2,311 | 1,049 | 1,333 | 1,103 | 1,028 | 1,770 | 1,143 | 537 | 230 | 199 |
| Single..... | 6,508 | 2,310 | 1,011 | 1,035 | 611 | 414 | 619 | 317 | 127 | 27 | 37 |
| Married..... | 3,596 | 1 | 21 | 231 | 446 | 561 | 1,055 | 752 | 364 | 158 | 7 |
| Widowed..... | 236 | | 1 | 11 | 8 | 20 | 51 | 62 | 43 | 40 | |
| Divorced..... | 21 | | | 3 | 3 | 1 | 4 | 6 | 1 | 2 | |
| Unknown..... | 342 | | 16 | 53 | 35 | 32 | 41 | 6 | 2 | 2 | 155 |
| Persons of negro descent..... | 912 | 141 | 48 | 100 | 107 | 121 | 205 | 121 | 41 | 19 | 9 |
| Single..... | 630 | 141 | 47 | 94 | 83 | 79 | 107 | 52 | 18 | 8 | 1 |
| Married..... | 223 | | | 6 | 21 | 37 | 86 | 50 | 14 | 6 | 3 |
| Widowed..... | 43 | | | | 1 | 4 | 11 | 16 | 8 | 3 | |
| Divorced..... | 6 | | | | 1 | | | 3 | 1 | 1 | |
| Unknown..... | 10 | | 1 | | 1 | 1 | 1 | | 1 | 1 | 5 |
| FEMALES. | | | | | | | | | | | |
| Aggregate..... | 93,487 | 35,258 | 7,926 | 9,113 | 9,472 | 8,668 | 12,487 | 5,733 | 2,923 | 1,743 | 164 |
| Single..... | 49,553 | 35,242 | 6,751 | 3,745 | 1,932 | 864 | 655 | 210 | 57 | 50 | 47 |
| Married..... | 38,767 | 12 | 1,138 | 5,186 | 7,247 | 7,382 | 10,802 | 4,473 | 1,847 | 611 | 69 |
| Widowed..... | 4,568 | | 20 | 108 | 208 | 320 | 883 | 981 | 975 | 1,064 | 9 |
| Divorced..... | 504 | | 11 | 68 | 75 | 93 | 142 | 64 | 40 | 9 | 2 |
| Unknown..... | 95 | 4 | 6 | 6 | 10 | 9 | 5 | 5 | 4 | 9 | 37 |
| Native white—native parents..... | 37,226 | 15,330 | 3,420 | 3,575 | 3,402 | 2,989 | 4,346 | 2,156 | 1,207 | 679 | 122 |
| Single..... | 21,022 | 15,325 | 2,922 | 1,400 | 723 | 278 | 228 | 67 | 19 | 22 | 33 |
| Married..... | 14,366 | 3 | 492 | 2,107 | 2,579 | 2,577 | 3,765 | 1,709 | 822 | 267 | 45 |
| Widowed..... | 1,572 | | 3 | 40 | 68 | 96 | 230 | 340 | 348 | 381 | 6 |
| Divorced..... | 214 | | 1 | 26 | 31 | 34 | 61 | 38 | 17 | 5 | 1 |
| Unknown..... | 52 | 2 | 2 | 2 | 1 | 4 | 2 | 2 | 1 | 4 | 32 |
| Native white—foreign parents..... | 30,754 | 16,486 | 2,877 | 2,718 | 2,668 | 2,110 | 2,768 | 313 | 224 | 75 | 10 |
| Single..... | 21,420 | 16,484 | 2,588 | 1,282 | 613 | 241 | 165 | 34 | 4 | 4 | 5 |
| Married..... | 8,532 | 2 | 272 | 1,388 | 1,959 | 1,757 | 2,355 | 622 | 140 | 33 | 4 |
| Widowed..... | 683 | | 10 | 30 | 66 | 85 | 216 | 159 | 79 | 38 | |
| Divorced..... | 107 | | 3 | 17 | 27 | 24 | 32 | 3 | 1 | | |
| Unknown..... | 12 | | 4 | 1 | 3 | 3 | | | | | 1 |
| Foreign white..... | 19,164 | 1,213 | 1,124 | 2,292 | 2,967 | 3,134 | 4,569 | 2,125 | 1,102 | 615 | 23 |
| Single..... | 4,314 | 1,209 | 897 | 945 | 558 | 329 | 230 | 98 | 26 | 18 | 4 |
| Married..... | 13,087 | 2 | 223 | 1,304 | 2,337 | 2,673 | 4,004 | 1,655 | 664 | 212 | 13 |
| Widowed..... | 1,594 | | 1 | 26 | 54 | 103 | 294 | 349 | 388 | 377 | 2 |
| Divorced..... | 141 | | 3 | 15 | 12 | 28 | 33 | 20 | 21 | 3 | 1 |
| Unknown..... | 28 | 2 | | 2 | 6 | 1 | 3 | 3 | 3 | 5 | 3 |
| Colored (total) ¹ | 6,343 | 2,229 | 505 | 528 | 435 | 435 | 804 | 634 | 390 | 374 | 9 |
| Single..... | 2,797 | 2,224 | 944 | 118 | 38 | 16 | 32 | 11 | 8 | 6 | |
| Married..... | 2,782 | 5 | 151 | 337 | 372 | 375 | 678 | 487 | 221 | 99 | 7 |
| Widowed..... | 719 | | 6 | 12 | 20 | 36 | 83 | 133 | 160 | 263 | 1 |
| Divorced..... | 42 | | 4 | 10 | 5 | 7 | 11 | 3 | 1 | 1 | |
| Unknown..... | 3 | | | 1 | | 1 | | | | | 1 |
| Persons of negro descent..... | 611 | 134 | 38 | 68 | 94 | 72 | 126 | 47 | 20 | 8 | 4 |
| Single..... | 263 | 134 | 36 | 34 | 27 | 10 | 18 | 3 | 1 | | |
| Married..... | 235 | | 2 | 27 | 57 | 44 | 71 | 20 | 10 | 1 | 3 |
| Widowed..... | 99 | | | 4 | 8 | 15 | 31 | 24 | 9 | 7 | |
| Divorced..... | 13 | | | 2 | 2 | 3 | 6 | | | | 1 |
| Unknown..... | 1 | | | 1 | | | | | | | |

¹ Persons of negro descent, Chinese, Japanese, and Indians.

STATISTICS OF POPULATION.

TABLE 30.—CONJUGAL CONDITION OF THE AGGREGATE POPULATION, CLASSIFIED BY SEX, GENERAL NATIVITY, COLOR, AND AGE PERIODS, BY STATES AND TERRITORIES: 1900—Continued.

NEBRASKA.

| SEX, GENERAL NATIVITY, COLOR, AND CONJUGAL CONDITION. | Aggregate. | Under 15 years. | 15 to 19 years. | 20 to 24 years. | 25 to 29 years. | 30 to 34 years. | 35 to 44 years. | 45 to 54 years. | 55 to 64 years. | 65 years and over. | Age unknown. |
|---|------------|-----------------|-----------------|-----------------|-----------------|-----------------|-----------------|-----------------|-----------------|--------------------|--------------|
| MALES. | | | | | | | | | | | |
| Aggregate..... | 564,592 | 196,817 | 55,742 | 58,374 | 47,657 | 40,930 | 71,968 | 47,871 | 29,564 | 19,509 | 1,160 |
| Single..... | 354,450 | 196,806 | 55,432 | 44,975 | 26,221 | 12,433 | 11,776 | 3,967 | 1,652 | 786 | 452 |
| Married..... | 198,926 | 10 | 237 | 8,125 | 20,869 | 27,615 | 57,473 | 40,795 | 24,862 | 13,729 | 221 |
| Widowed..... | 13,725 | | 7 | 108 | 828 | 624 | 2,201 | 2,733 | 2,805 | 4,366 | 58 |
| Divorced..... | 1,509 | | 5 | 45 | 141 | 194 | 427 | 329 | 223 | 140 | 5 |
| Unknown..... | 982 | 1 | 61 | 121 | 98 | 64 | 91 | 47 | 32 | 38 | 429 |
| Native white—native parents..... | 291,853 | 109,056 | 29,523 | 28,078 | 24,033 | 19,971 | 33,965 | 23,146 | 13,931 | 9,274 | 876 |
| Single..... | 189,187 | 109,050 | 29,329 | 23,114 | 13,422 | 5,971 | 5,313 | 1,711 | 657 | 266 | 354 |
| Married..... | 94,498 | 5 | 152 | 4,801 | 10,300 | 13,503 | 27,213 | 19,857 | 11,896 | 6,719 | 112 |
| Widowed..... | 6,638 | | 7 | 63 | 185 | 337 | 1,113 | 1,366 | 1,315 | 2,207 | 40 |
| Divorced..... | 851 | | 2 | 36 | 83 | 121 | 271 | 191 | 106 | 66 | 5 |
| Unknown..... | 649 | 1 | 33 | 64 | 43 | 39 | 50 | 21 | 17 | 16 | 365 |
| Native white—foreign parents..... | 167,774 | 83,393 | 21,381 | 17,223 | 13,619 | 9,121 | 13,886 | 5,777 | 2,266 | 1,082 | 86 |
| Single..... | 133,189 | 83,328 | 21,304 | 14,948 | 7,456 | 2,949 | 2,387 | 575 | 148 | 51 | 43 |
| Married..... | 32,737 | 5 | 55 | 2,208 | 6,011 | 6,004 | 10,988 | 4,832 | 1,876 | 732 | 26 |
| Widowed..... | 1,475 | | | 23 | 84 | 130 | 428 | 317 | 212 | 281 | |
| Divorced..... | 238 | | 2 | 5 | 37 | 31 | 73 | 47 | 29 | 14 | |
| Unknown..... | 135 | | 20 | 39 | 31 | 7 | 10 | 6 | 1 | 4 | 17 |
| Foreign white..... | 99,712 | 3,106 | 4,301 | 7,486 | 9,407 | 11,363 | 23,284 | 18,454 | 13,149 | 8,979 | 178 |
| Single..... | 28,816 | 3,106 | 4,274 | 6,460 | 4,993 | 3,304 | 3,825 | 1,582 | 818 | 409 | 45 |
| Married..... | 64,967 | | 19 | 993 | 4,329 | 7,870 | 18,747 | 15,763 | 10,933 | 6,170 | 78 |
| Widowed..... | 5,405 | | | 15 | 50 | 144 | 607 | 1,006 | 1,247 | 2,325 | 11 |
| Divorced..... | 351 | | 1 | 16 | 36 | 75 | 79 | 87 | 57 | 57 | |
| Unknown..... | 183 | | 7 | 18 | 19 | 14 | 30 | 19 | 14 | 18 | 44 |
| Colored (total) ¹ | 5,253 | 1,322 | 537 | 587 | 598 | 470 | 833 | 494 | 218 | 174 | 20 |
| Single..... | 3,258 | 1,322 | 525 | 453 | 350 | 209 | 251 | 99 | 29 | 10 | 10 |
| Married..... | 1,734 | | 11 | 123 | 229 | 238 | 525 | 353 | 157 | 108 | 5 |
| Widowed..... | 207 | | | 7 | 9 | 13 | 48 | 44 | 31 | 53 | 2 |
| Divorced..... | 39 | | | 4 | 5 | 6 | 8 | 12 | 1 | 3 | |
| Unknown..... | 15 | | 1 | 4 | 5 | 4 | 1 | 1 | | | 3 |
| Persons of negro descent..... | 3,368 | 653 | 334 | 415 | 471 | 376 | 594 | 309 | 127 | 69 | 15 |
| Single..... | 2,113 | 653 | 328 | 335 | 307 | 184 | 189 | 73 | 24 | 8 | 7 |
| Married..... | 1,082 | | 5 | 72 | 152 | 175 | 356 | 200 | 81 | 37 | 4 |
| Widowed..... | 141 | | | 4 | 6 | 10 | 42 | 32 | 22 | 23 | 2 |
| Divorced..... | 20 | | | 4 | 2 | 3 | 6 | 4 | | 1 | |
| Unknown..... | 12 | | 1 | | 4 | 4 | 1 | | | | 2 |
| FEMALES. | | | | | | | | | | | |
| Aggregate..... | 501,703 | 191,471 | 54,535 | 48,879 | 40,497 | 34,185 | 55,946 | 37,346 | 23,102 | 15,245 | 502 |
| Single..... | 283,387 | 191,450 | 49,600 | 24,739 | 9,154 | 3,666 | 2,838 | 1,021 | 504 | 301 | 114 |
| Married..... | 198,657 | 18 | 4,366 | 23,627 | 30,496 | 29,348 | 49,702 | 31,698 | 16,924 | 6,736 | 192 |
| Widowed..... | 22,762 | | 31 | 304 | 537 | 921 | 2,998 | 4,295 | 5,504 | 8,056 | 66 |
| Divorced..... | 1,557 | | 13 | 158 | 233 | 231 | 375 | 812 | 137 | 75 | 3 |
| Unknown..... | 345 | 3 | 25 | 51 | 27 | 19 | 33 | 20 | 13 | 27 | 127 |
| Native white—native parents..... | 261,671 | 105,786 | 28,446 | 25,240 | 20,362 | 16,700 | 27,108 | 18,732 | 11,438 | 7,443 | 346 |
| Single..... | 152,324 | 105,770 | 25,447 | 12,267 | 4,499 | 1,843 | 1,457 | 553 | 243 | 154 | 86 |
| Married..... | 96,991 | 13 | 2,961 | 12,679 | 15,400 | 14,244 | 23,967 | 15,949 | 8,431 | 3,229 | 118 |
| Widowed..... | 11,220 | | 23 | 160 | 307 | 466 | 1,438 | 2,059 | 2,723 | 4,006 | 33 |
| Divorced..... | 923 | | 7 | 109 | 142 | 134 | 227 | 179 | 82 | 42 | 1 |
| Unknown..... | 213 | 3 | 8 | 25 | 14 | 8 | 19 | 12 | 4 | 12 | 108 |
| Native white—foreign parents..... | 158,111 | 81,443 | 21,179 | 16,400 | 12,222 | 8,329 | 11,435 | 4,597 | 1,643 | 810 | 48 |
| Single..... | 115,823 | 81,443 | 19,323 | 9,136 | 3,265 | 1,037 | 770 | 158 | 56 | 17 | 16 |
| Married..... | 39,438 | 3 | 1,333 | 7,088 | 8,752 | 6,946 | 9,943 | 3,828 | 1,165 | 351 | 24 |
| Widowed..... | 2,492 | | 6 | 32 | 142 | 228 | 636 | 562 | 401 | 433 | 2 |
| Divorced..... | 301 | | 3 | 27 | 59 | 63 | 74 | 48 | 19 | 3 | |
| Unknown..... | 57 | | 14 | 17 | 4 | 5 | 7 | 1 | 2 | 1 | 6 |
| Foreign white..... | 77,405 | 2,884 | 4,405 | 6,664 | 7,435 | 8,304 | 16,829 | 13,632 | 9,793 | 6,321 | 38 |
| Single..... | 12,932 | 2,884 | 3,390 | 3,014 | 1,265 | 683 | 557 | 302 | 201 | 127 | 9 |
| Married..... | 55,571 | | 508 | 3,599 | 6,088 | 7,396 | 15,374 | 11,679 | 7,234 | 3,151 | 42 |
| Widowed..... | 8,559 | | 1 | 35 | 102 | 193 | 326 | 1,572 | 2,299 | 3,505 | 26 |
| Divorced..... | 230 | | 3 | 10 | 24 | 27 | 65 | 73 | 52 | 24 | 2 |
| Unknown..... | 63 | | 3 | 6 | 6 | 5 | 7 | 6 | 7 | 14 | 9 |
| Colored (total) ¹ | 4,521 | 1,353 | 505 | 575 | 428 | 352 | 574 | 365 | 178 | 171 | 20 |
| Single..... | 2,308 | 1,351 | 440 | 272 | 125 | 48 | 54 | 8 | 4 | 3 | 3 |
| Married..... | 1,657 | 2 | 64 | 261 | 256 | 262 | 413 | 242 | 94 | 55 | 8 |
| Widowed..... | 491 | | 1 | 27 | 36 | 34 | 98 | 102 | 76 | 112 | 5 |
| Divorced..... | 53 | | | 12 | 8 | 7 | 9 | 12 | 4 | 1 | |
| Unknown..... | 12 | | | 3 | 3 | 1 | | 1 | | | 4 |
| Persons of negro descent..... | 2,901 | 730 | 309 | 438 | 332 | 264 | 427 | 229 | 92 | 67 | 13 |
| Single..... | 1,465 | 729 | 277 | 226 | 119 | 48 | 52 | 8 | 3 | 1 | 2 |
| Married..... | 1,048 | 1 | 32 | 173 | 176 | 180 | 231 | 130 | 47 | 19 | 4 |
| Widowed..... | 354 | | | 26 | 31 | 31 | 87 | 36 | 42 | 47 | 4 |
| Divorced..... | 25 | | | 5 | 4 | 4 | 7 | 5 | | | |
| Unknown..... | 9 | | | 3 | 2 | 1 | | | | | 3 |

¹ Persons of negro descent, Chinese, Japanese, and Indians.

CONJUGAL CONDITION.

TABLE 30.—CONJUGAL CONDITION OF THE AGGREGATE POPULATION, CLASSIFIED BY SEX, GENERAL NATIVITY, COLOR, AND AGE PERIODS, BY STATES AND TERRITORIES: 1900—Continued.

NEVADA.

| SEX, GENERAL NATIVITY, COLOR, AND CONJUGAL CONDITION. | Aggregate. | Under 15 years. | 15 to 19 years. | 20 to 24 years. | 25 to 29 years. | 30 to 34 years. | 35 to 44 years. | 45 to 54 years. | 55 to 64 years. | 65 years and over. | Age unknown. |
|---|------------|-----------------|-----------------|-----------------|-----------------|-----------------|-----------------|-----------------|-----------------|--------------------|--------------|
| MALES. | | | | | | | | | | | |
| Aggregate..... | 25,603 | 5,518 | 1,865 | 2,432 | 2,300 | 2,130 | 3,919 | 3,344 | 2,237 | 1,613 | 245 |
| Single..... | 16,174 | 5,517 | 1,849 | 2,131 | 1,469 | 1,063 | 1,614 | 1,186 | 763 | 516 | 66 |
| Married..... | 8,050 | 1 | 13 | 274 | 771 | 1,004 | 2,124 | 1,867 | 1,180 | 727 | 89 |
| Widowed..... | 1,020 | 1 | 1 | 8 | 42 | 41 | 129 | 221 | 237 | 331 | 10 |
| Divorced..... | 190 | 1 | 1 | 2 | 5 | 12 | 36 | 54 | 47 | 32 | 1 |
| Unknown..... | 169 | 1 | 1 | 17 | 13 | 10 | 16 | 16 | 10 | 7 | 79 |
| Native white—native parents..... | 8,379 | 2,520 | 735 | 846 | 699 | 680 | 1,101 | 860 | 722 | 667 | 49 |
| Single..... | 5,935 | 2,520 | 734 | 761 | 438 | 335 | 421 | 266 | 217 | 233 | 10 |
| Married..... | 2,455 | 1 | 1 | 81 | 246 | 327 | 620 | 437 | 401 | 281 | 11 |
| Widowed..... | 356 | 1 | 1 | 10 | 10 | 8 | 39 | 82 | 79 | 138 | 1 |
| Divorced..... | 85 | 1 | 1 | 1 | 1 | 6 | 18 | 22 | 23 | 13 | 1 |
| Unknown..... | 48 | 1 | 1 | 3 | 4 | 4 | 3 | 3 | 2 | 2 | 27 |
| Native white—foreign parents..... | 6,378 | 2,051 | 740 | 875 | 691 | 523 | 766 | 423 | 192 | 112 | 5 |
| Single..... | 4,936 | 2,051 | 739 | 805 | 454 | 273 | 326 | 162 | 84 | 42 | 2 |
| Married..... | 1,275 | 1 | 1 | 62 | 221 | 238 | 404 | 220 | 76 | 51 | 2 |
| Widowed..... | 120 | 1 | 1 | 2 | 12 | 11 | 28 | 28 | 22 | 17 | 1 |
| Divorced..... | 34 | 1 | 1 | 1 | 2 | 1 | 7 | 13 | 8 | 2 | 1 |
| Unknown..... | 13 | 1 | 1 | 5 | 2 | 1 | 1 | 1 | 2 | 1 | 3 |
| Foreign white..... | 6,061 | 63 | 133 | 395 | 615 | 639 | 1,315 | 1,356 | 927 | 590 | 28 |
| Single..... | 3,043 | 63 | 133 | 364 | 448 | 370 | 610 | 493 | 344 | 211 | 7 |
| Married..... | 2,564 | 1 | 1 | 31 | 151 | 255 | 660 | 756 | 464 | 239 | 8 |
| Widowed..... | 368 | 1 | 1 | 11 | 11 | 9 | 34 | 83 | 102 | 129 | 1 |
| Divorced..... | 52 | 1 | 1 | 1 | 1 | 2 | 9 | 16 | 14 | 10 | 1 |
| Unknown..... | 34 | 1 | 1 | 1 | 4 | 3 | 2 | 3 | 3 | 1 | 13 |
| Colored (total) ¹ | 4,285 | 884 | 257 | 316 | 295 | 288 | 737 | 705 | 396 | 244 | 163 |
| Single..... | 2,260 | 883 | 243 | 201 | 129 | 85 | 257 | 265 | 118 | 30 | 49 |
| Married..... | 1,756 | 1 | 11 | 100 | 163 | 184 | 440 | 404 | 239 | 156 | 68 |
| Widowed..... | 176 | 1 | 1 | 6 | 9 | 13 | 28 | 28 | 34 | 47 | 10 |
| Divorced..... | 19 | 1 | 1 | 1 | 1 | 3 | 2 | 3 | 2 | 7 | 1 |
| Unknown..... | 74 | 1 | 1 | 9 | 3 | 3 | 10 | 5 | 3 | 4 | 36 |
| Persons of negro descent..... | 82 | 9 | 2 | 6 | 13 | 8 | 10 | 12 | 9 | 10 | 3 |
| Single..... | 55 | 9 | 1 | 5 | 11 | 4 | 6 | 11 | 5 | 3 | 1 |
| Married..... | 18 | 1 | 1 | 1 | 2 | 3 | 3 | 1 | 3 | 4 | 1 |
| Widowed..... | 6 | 1 | 1 | 1 | 1 | 1 | 1 | 1 | 1 | 3 | 1 |
| Divorced..... | 1 | 1 | 1 | 1 | 1 | 1 | 1 | 1 | 1 | 1 | 1 |
| Unknown..... | 3 | 1 | 1 | 1 | 1 | 1 | 1 | 1 | 1 | 1 | 2 |
| FEMALES. | | | | | | | | | | | |
| Aggregate..... | 16,732 | 5,246 | 1,614 | 1,679 | 1,482 | 1,242 | 2,029 | 1,534 | 1,046 | 655 | 205 |
| Single..... | 8,304 | 5,245 | 1,412 | 849 | 354 | 168 | 108 | 53 | 27 | 15 | 73 |
| Married..... | 6,848 | 1 | 198 | 795 | 1,084 | 997 | 1,633 | 1,130 | 617 | 243 | 100 |
| Widowed..... | 1,445 | 1 | 4 | 22 | 31 | 53 | 207 | 329 | 393 | 389 | 17 |
| Divorced..... | 102 | 1 | 1 | 13 | 11 | 19 | 29 | 19 | 6 | 4 | 1 |
| Unknown..... | 33 | 1 | 1 | 1 | 2 | 5 | 2 | 3 | 3 | 4 | 14 |
| Native white—native parents..... | 6,232 | 2,429 | 632 | 620 | 523 | 421 | 625 | 445 | 308 | 164 | 60 |
| Single..... | 3,630 | 2,429 | 568 | 323 | 133 | 61 | 44 | 12 | 10 | 2 | 43 |
| Married..... | 2,195 | 1 | 64 | 284 | 375 | 340 | 517 | 345 | 188 | 71 | 11 |
| Widowed..... | 359 | 1 | 1 | 3 | 14 | 12 | 51 | 79 | 106 | 90 | 4 |
| Divorced..... | 42 | 1 | 1 | 5 | 4 | 6 | 13 | 9 | 4 | 1 | 1 |
| Unknown..... | 6 | 1 | 1 | 1 | 2 | 2 | 1 | 1 | 1 | 1 | 2 |
| Native white—foreign parents..... | 5,335 | 2,024 | 734 | 728 | 564 | 418 | 525 | 203 | 95 | 42 | 2 |
| Single..... | 3,402 | 2,024 | 633 | 421 | 168 | 71 | 29 | 4 | 2 | 1 | 1 |
| Married..... | 1,718 | 1 | 51 | 299 | 385 | 321 | 425 | 164 | 58 | 15 | 1 |
| Widowed..... | 184 | 1 | 1 | 5 | 6 | 17 | 62 | 32 | 34 | 26 | 2 |
| Divorced..... | 31 | 1 | 1 | 3 | 5 | 9 | 9 | 3 | 1 | 1 | 1 |
| Unknown..... | 1 | 1 | 1 | 1 | 1 | 1 | 1 | 1 | 1 | 1 | 1 |
| Foreign white..... | 2,520 | 40 | 42 | 137 | 193 | 198 | 516 | 650 | 478 | 259 | 7 |
| Single..... | 223 | 40 | 28 | 49 | 24 | 18 | 19 | 25 | 12 | 8 | 1 |
| Married..... | 1,679 | 1 | 13 | 87 | 166 | 167 | 439 | 452 | 269 | 82 | 4 |
| Widowed..... | 597 | 1 | 1 | 1 | 2 | 10 | 52 | 166 | 196 | 167 | 2 |
| Divorced..... | 19 | 1 | 1 | 1 | 1 | 3 | 6 | 6 | 1 | 2 | 1 |
| Unknown..... | 2 | 1 | 1 | 1 | 1 | 1 | 1 | 1 | 1 | 1 | 1 |
| Colored (total) ¹ | 2,645 | 753 | 206 | 194 | 197 | 205 | 363 | 236 | 165 | 190 | 136 |
| Single..... | 1,049 | 752 | 133 | 51 | 29 | 18 | 16 | 12 | 3 | 5 | 30 |
| Married..... | 1,256 | 1 | 70 | 125 | 153 | 169 | 302 | 169 | 102 | 75 | 85 |
| Widowed..... | 305 | 1 | 3 | 13 | 9 | 14 | 42 | 52 | 57 | 106 | 9 |
| Divorced..... | 10 | 1 | 1 | 5 | 1 | 1 | 1 | 1 | 1 | 1 | 1 |
| Unknown..... | 25 | 1 | 1 | 1 | 1 | 3 | 2 | 2 | 3 | 4 | 11 |
| Persons of negro descent..... | 52 | 5 | 5 | 5 | 4 | 7 | 9 | 7 | 4 | 6 | 1 |
| Single..... | 28 | 5 | 4 | 4 | 3 | 5 | 4 | 3 | 3 | 4 | 1 |
| Married..... | 16 | 1 | 1 | 1 | 1 | 2 | 3 | 1 | 3 | 1 | 1 |
| Widowed..... | 7 | 1 | 1 | 1 | 1 | 1 | 1 | 1 | 1 | 1 | 1 |
| Divorced..... | 1 | 1 | 1 | 1 | 1 | 1 | 1 | 1 | 1 | 1 | 1 |
| Unknown..... | 1 | 1 | 1 | 1 | 1 | 1 | 1 | 1 | 1 | 1 | 1 |

¹ Persons of negro descent, Chinese, Japanese, and Indians.

STATISTICS OF POPULATION.

TABLE 30.—CONJUGAL CONDITION OF THE AGGREGATE POPULATION, CLASSIFIED BY SEX, GENERAL NATIVITY, COLOR, AND AGE PERIODS, BY STATES AND TERRITORIES: 1900—Continued.

NEW HAMPSHIRE.

| SEX, GENERAL NATIVITY, COLOR, AND CONJUGAL CONDITION. | Aggregate. | Under 15 years. | 15 to 19 years. | 20 to 24 years. | 25 to 29 years. | 30 to 34 years. | 35 to 44 years. | 45 to 54 years. | 55 to 64 years. | 65 years and over. | Age unknown. |
|---|------------|-----------------|-----------------|-----------------|-----------------|-----------------|-----------------|-----------------|-----------------|--------------------|--------------|
| MALES. | | | | | | | | | | | |
| Aggregate..... | 205,379 | 53,246 | 17,097 | 19,038 | 18,017 | 16,209 | 27,922 | 22,209 | 15,601 | 15,303 | 737 |
| Single..... | 108,839 | 53,243 | 16,883 | 15,002 | 8,646 | 4,803 | 5,106 | 2,664 | 1,363 | 847 | 282 |
| Married..... | 85,078 | 2 | 188 | 3,893 | 9,067 | 10,931 | 21,351 | 17,651 | 12,006 | 9,835 | 154 |
| Widowed..... | 9,610 | | 3 | 49 | 167 | 295 | 1,061 | 2,011 | 2,011 | 4,460 | 40 |
| Divorced..... | 1,236 | | 1 | 26 | 79 | 134 | 342 | 331 | 198 | 121 | 4 |
| Unknown..... | 616 | 1 | 22 | 68 | 58 | 46 | 62 | 39 | 23 | 40 | 257 |
| Native white—native parents..... | 120,889 | 27,437 | 8,950 | 9,858 | 8,973 | 8,681 | 16,616 | 15,227 | 11,836 | 12,800 | 511 |
| Single..... | 57,462 | 27,436 | 8,844 | 7,702 | 4,126 | 2,467 | 2,967 | 1,949 | 1,078 | 739 | 154 |
| Married..... | 54,826 | | 95 | 2,082 | 4,668 | 5,947 | 12,698 | 11,947 | 9,086 | 8,207 | 101 |
| Widowed..... | 7,143 | | 2 | 30 | 88 | 139 | 643 | 1,018 | 1,481 | 3,711 | 31 |
| Divorced..... | 1,038 | | | 16 | 64 | 109 | 272 | 287 | 174 | 112 | 4 |
| Unknown..... | 420 | 1 | 9 | 28 | 27 | 19 | 41 | 26 | 17 | 31 | 221 |
| Native white—foreign parents..... | 39,655 | 21,245 | 4,144 | 3,506 | 3,028 | 2,247 | 3,228 | 1,426 | 545 | 256 | 30 |
| Single..... | 31,824 | 21,245 | 4,093 | 2,891 | 1,659 | 860 | 781 | 200 | 65 | 18 | 12 |
| Married..... | 7,218 | | 45 | 586 | 1,320 | 1,321 | 2,273 | 1,100 | 405 | 159 | 9 |
| Widowed..... | 472 | | | 10 | 29 | 45 | 134 | 111 | 67 | 75 | 1 |
| Divorced..... | 86 | | 1 | 5 | 9 | 12 | 36 | 15 | 5 | 3 | |
| Unknown..... | 55 | | 5 | 14 | 11 | 9 | 4 | | 3 | 1 | 8 |
| Foreign white..... | 44,887 | 4,497 | 3,969 | 5,615 | 5,966 | 5,231 | 7,993 | 5,499 | 3,190 | 2,233 | 194 |
| Single..... | 19,283 | 4,495 | 3,912 | 4,359 | 2,829 | 1,447 | 1,322 | 500 | 214 | 90 | 115 |
| Married..... | 22,886 | 2 | 48 | 1,218 | 3,063 | 3,642 | 6,339 | 4,571 | 2,498 | 1,461 | 44 |
| Widowed..... | 1,972 | | 1 | 8 | 50 | 111 | 282 | 387 | 457 | 668 | 8 |
| Divorced..... | 109 | | | 5 | 5 | 13 | 33 | 28 | 19 | 6 | |
| Unknown..... | 137 | | 8 | 25 | 19 | 18 | 17 | 13 | 2 | 8 | 27 |
| Colored (total) ¹ | 448 | 67 | 34 | 59 | 50 | 50 | 85 | 57 | 30 | 14 | 2 |
| Single..... | 270 | 67 | 34 | 50 | 32 | 29 | 36 | 15 | 6 | | 1 |
| Married..... | 148 | | | 7 | 16 | 21 | 46 | 33 | 17 | 8 | |
| Widowed..... | 23 | | | 1 | | | 2 | 8 | 6 | 6 | |
| Divorced..... | 3 | | | | 1 | | 1 | 1 | | | |
| Unknown..... | 4 | | | 1 | 1 | | | | 1 | | 1 |
| Persons of negro descent..... | 327 | 63 | 28 | 48 | 37 | 21 | 45 | 41 | 23 | 14 | 2 |
| Single..... | 191 | 63 | 28 | 41 | 19 | 10 | 15 | 9 | 5 | | 1 |
| Married..... | 108 | | | 5 | 16 | 11 | 28 | 24 | 16 | 8 | |
| Widowed..... | 21 | | | 1 | | | 1 | 7 | 6 | 6 | |
| Divorced..... | 3 | | | | 1 | | 1 | 1 | | | |
| Unknown..... | 4 | | | 1 | 1 | | | | 1 | | 1 |
| FEMALES. | | | | | | | | | | | |
| Aggregate..... | 206,209 | 53,346 | 17,623 | 19,110 | 17,327 | 15,581 | 27,069 | 21,452 | 16,769 | 17,041 | 391 |
| Single..... | 99,734 | 53,334 | 15,846 | 11,099 | 5,986 | 3,397 | 4,241 | 2,473 | 1,740 | 1,519 | 99 |
| Married..... | 84,437 | 12 | 1,736 | 7,764 | 11,403 | 11,511 | 20,591 | 15,645 | 10,056 | 5,651 | 118 |
| Widowed..... | 20,256 | | 15 | 109 | 264 | 478 | 1,782 | 3,008 | 4,791 | 9,756 | 53 |
| Divorced..... | 1,332 | | 11 | 93 | 145 | 170 | 421 | 299 | 163 | 88 | 2 |
| Unknown..... | 340 | | 15 | 45 | 29 | 25 | 34 | 27 | 19 | 27 | 119 |
| Native white—native parents..... | 121,725 | 26,975 | 9,135 | 9,631 | 9,081 | 8,582 | 16,157 | 14,726 | 12,814 | 14,334 | 280 |
| Single..... | 52,417 | 26,966 | 8,063 | 5,358 | 2,938 | 1,796 | 2,571 | 1,826 | 1,472 | 1,952 | 70 |
| Married..... | 52,928 | 9 | 1,037 | 4,129 | 5,880 | 6,403 | 12,240 | 10,719 | 7,723 | 4,705 | 77 |
| Widowed..... | 15,043 | | 13 | 62 | 142 | 240 | 991 | 1,917 | 3,460 | 8,181 | 37 |
| Divorced..... | 1,120 | | 10 | 66 | 109 | 130 | 333 | 248 | 141 | 81 | 2 |
| Unknown..... | 217 | | 7 | 16 | 12 | 13 | 22 | 16 | 12 | 15 | 104 |
| Native white—foreign parents..... | 40,561 | 21,634 | 4,252 | 3,583 | 3,096 | 2,378 | 3,261 | 1,477 | 566 | 296 | 18 |
| Single..... | 30,814 | 21,633 | 3,934 | 2,302 | 1,259 | 719 | 691 | 177 | 61 | 29 | 9 |
| Married..... | 8,627 | 1 | 312 | 1,236 | 1,763 | 1,546 | 2,283 | 1,047 | 335 | 97 | 7 |
| Widowed..... | 954 | | 2 | 17 | 48 | 91 | 249 | 223 | 159 | 164 | 1 |
| Divorced..... | 188 | | 1 | 15 | 20 | 20 | 38 | 29 | 11 | 4 | |
| Unknown..... | 28 | | 3 | 13 | 6 | 2 | | 1 | | 2 | 1 |
| Foreign white..... | 43,574 | 4,669 | 4,198 | 5,833 | 5,605 | 4,597 | 7,597 | 5,223 | 3,375 | 2,399 | 78 |
| Single..... | 16,307 | 4,667 | 3,807 | 3,397 | 1,773 | 876 | 963 | 466 | 206 | 133 | 19 |
| Married..... | 22,324 | 2 | 386 | 2,379 | 3,735 | 3,551 | 6,042 | 3,866 | 1,984 | 846 | 33 |
| Widowed..... | 4,221 | | | 29 | 73 | 140 | 533 | 859 | 1,167 | 1,407 | 13 |
| Divorced..... | 128 | | | 12 | 13 | 20 | 47 | 22 | 11 | 3 | |
| Unknown..... | 94 | | 5 | 16 | 11 | 10 | 12 | 10 | 7 | 10 | 13 |
| Colored (total) ¹ | 349 | 68 | 38 | 63 | 45 | 24 | 54 | 26 | 14 | 12 | 5 |
| Single..... | 196 | 68 | 37 | 42 | 16 | 6 | 16 | 4 | 1 | 5 | 1 |
| Married..... | 108 | | 1 | 20 | 25 | 11 | 26 | 13 | 8 | 3 | 1 |
| Widowed..... | 38 | | | 1 | | 7 | 9 | 9 | 5 | 4 | 2 |
| Divorced..... | 6 | | | | 3 | | 3 | | | | |
| Unknown..... | 1 | | | | | | | | | | 1 |
| Persons of negro descent..... | 335 | 61 | 38 | 62 | 43 | 24 | 53 | 24 | 13 | 12 | 5 |
| Single..... | 188 | 61 | 37 | 41 | 16 | 6 | 16 | 4 | 1 | 5 | 1 |
| Married..... | 102 | | 1 | 20 | 23 | 11 | 25 | 11 | 7 | 3 | 1 |
| Widowed..... | 38 | | | 1 | 1 | 7 | 9 | 9 | 5 | 4 | 2 |
| Divorced..... | 6 | | | | 3 | | 3 | | | | |
| Unknown..... | 1 | | | | | | | | | | 1 |

¹ Persons of negro descent, Chinese, Japanese, and Indians.

CONJUGAL CONDITION.

TABLE 30.—CONJUGAL CONDITION OF THE AGGREGATE POPULATION, CLASSIFIED BY SEX, GENERAL NATIVITY, COLOR, AND AGE PERIODS, BY STATES AND TERRITORIES: 1900—Continued.

NEW JERSEY.

| SEX, GENERAL NATIVITY, COLOR, AND CONJUGAL CONDITION | Aggregate. | Under 15 years. | 15 to 19 years. | 20 to 24 years. | 25 to 29 years. | 30 to 34 years. | 35 to 44 years. | 45 to 54 years. | 55 to 64 years. | 65 years and over. | Age unknown. |
|--|------------|-----------------|-----------------|-----------------|-----------------|-----------------|-----------------|-----------------|-----------------|--------------------|--------------|
| MALES. | | | | | | | | | | | |
| Aggregate..... | 941,760 | 289,325 | 80,650 | 85,518 | 87,504 | 81,535 | 186,385 | 87,097 | 54,069 | 37,233 | 2,494 |
| Single..... | 538,796 | 289,300 | 80,071 | 68,595 | 40,816 | 21,610 | 22,597 | 9,169 | 4,129 | 2,133 | 936 |
| Married..... | 369,808 | 18 | 493 | 16,561 | 46,208 | 58,335 | 109,082 | 71,741 | 42,850 | 23,949 | 581 |
| Widowed..... | 30,437 | 1 | 7 | 181 | 724 | 1,330 | 4,846 | 5,887 | 6,904 | 10,975 | 82 |
| Divorced..... | 753 | | | 13 | 67 | 102 | 240 | 184 | 93 | 52 | 2 |
| Unknown..... | 1,966 | 6 | 79 | 168 | 189 | 158 | 150 | 116 | 93 | 124 | 883 |
| Native white—native parents..... | 409,430 | 139,716 | 38,011 | 35,644 | 32,260 | 28,651 | 49,349 | 38,220 | 26,276 | 20,336 | 967 |
| Single..... | 240,591 | 139,705 | 37,689 | 27,650 | 13,651 | 6,942 | 7,676 | 3,961 | 1,994 | 1,112 | 211 |
| Married..... | 158,995 | 8 | 291 | 7,853 | 18,221 | 21,114 | 39,812 | 31,741 | 21,244 | 13,452 | 259 |
| Widowed..... | 13,600 | 1 | 3 | 78 | 305 | 498 | 1,658 | 2,360 | 2,953 | 5,712 | 32 |
| Divorced..... | 492 | | | 4 | 30 | 56 | 143 | 111 | 55 | 31 | 2 |
| Unknown..... | 812 | 2 | 28 | 59 | 53 | 41 | 60 | 47 | 30 | 29 | 463 |
| Native white—foreign parents..... | 273,997 | 129,155 | 28,311 | 26,343 | 24,759 | 19,638 | 29,040 | 11,214 | 3,859 | 1,597 | 81 |
| Single..... | 207,916 | 129,146 | 28,196 | 22,528 | 13,487 | 6,496 | 6,039 | 1,505 | 361 | 121 | 37 |
| Married..... | 62,408 | 7 | 83 | 3,717 | 11,013 | 12,746 | 21,892 | 8,891 | 3,009 | 1,024 | 26 |
| Widowed..... | 3,387 | | | 57 | 192 | 359 | 1,038 | 798 | 477 | 449 | 2 |
| Divorced..... | 118 | | | 5 | 24 | 22 | 39 | 19 | 6 | 3 | |
| Unknown..... | 168 | 2 | 32 | 36 | 43 | 15 | 12 | 6 | 6 | | 16 |
| Foreign white..... | 223,116 | 11,776 | 11,415 | 18,945 | 26,270 | 29,834 | 52,606 | 34,682 | 22,349 | 14,320 | 919 |
| Single..... | 70,051 | 11,773 | 11,318 | 14,862 | 11,216 | 7,033 | 7,568 | 3,267 | 1,610 | 799 | 605 |
| Married..... | 140,102 | 1 | 86 | 3,999 | 14,784 | 22,309 | 43,533 | 28,872 | 17,442 | 8,843 | 173 |
| Widowed..... | 12,222 | | 4 | 28 | 181 | 384 | 1,355 | 2,453 | 3,222 | 4,566 | 29 |
| Divorced..... | 156 | | 3 | 10 | 20 | 42 | 40 | 25 | 16 | | |
| Unknown..... | 585 | 2 | 7 | 53 | 79 | 88 | 58 | 50 | 50 | 91 | 107 |
| Colored (total) ¹ | 35,217 | 8,678 | 2,913 | 4,586 | 4,215 | 3,412 | 5,340 | 2,981 | 1,585 | 980 | 527 |
| Single..... | 20,238 | 8,676 | 2,868 | 3,555 | 1,962 | 1,139 | 1,254 | 436 | 164 | 101 | 83 |
| Married..... | 13,303 | 2 | 33 | 992 | 2,190 | 2,166 | 3,775 | 2,237 | 1,155 | 625 | 123 |
| Widowed..... | 1,228 | | | 18 | 46 | 89 | 275 | 281 | 252 | 248 | 19 |
| Divorced..... | 47 | | | 1 | 3 | 4 | 16 | 14 | 7 | 2 | |
| Unknown..... | 401 | | 12 | 20 | 14 | 14 | 20 | 13 | 7 | 4 | 297 |
| Persons of negro descent..... | 33,745 | 8,659 | 2,868 | 4,464 | 3,997 | 3,120 | 4,776 | 2,812 | 1,547 | 978 | 524 |
| Single..... | 19,166 | 8,657 | 2,824 | 3,445 | 1,775 | 918 | 883 | 340 | 142 | 99 | 83 |
| Married..... | 12,923 | 2 | 33 | 981 | 2,162 | 2,097 | 3,590 | 2,165 | 1,140 | 625 | 123 |
| Widowed..... | 1,222 | | | 18 | 46 | 88 | 271 | 281 | 251 | 248 | 19 |
| Divorced..... | 47 | | | 1 | 3 | 4 | 16 | 14 | 7 | 2 | |
| Unknown..... | 387 | | 11 | 19 | 11 | 13 | 16 | 12 | 7 | 4 | 294 |
| FEMALES. | | | | | | | | | | | |
| Aggregate..... | 941,909 | 288,193 | 86,096 | 92,710 | 88,904 | 77,323 | 125,676 | 83,933 | 55,405 | 42,384 | 1,285 |
| Single..... | 499,579 | 288,152 | 80,135 | 54,937 | 23,052 | 14,825 | 16,819 | 8,366 | 4,754 | 3,270 | 269 |
| Married..... | 364,268 | 29 | 5,339 | 37,006 | 58,869 | 59,188 | 98,007 | 59,744 | 31,662 | 13,525 | 399 |
| Widowed..... | 75,856 | 2 | 57 | 606 | 1,743 | 3,077 | 10,417 | 15,534 | 18,838 | 25,409 | 173 |
| Divorced..... | 1,167 | | 11 | 82 | 183 | 180 | 364 | 222 | 77 | 47 | 1 |
| Unknown..... | 1,039 | 10 | 54 | 79 | 67 | 53 | 69 | 67 | 74 | 133 | 443 |
| Native white—native parents..... | 416,543 | 133,214 | 38,806 | 36,885 | 33,464 | 29,152 | 49,628 | 38,628 | 27,573 | 23,582 | 606 |
| Single..... | 223,947 | 133,200 | 35,983 | 20,998 | 10,389 | 6,005 | 7,532 | 4,617 | 2,967 | 2,123 | 133 |
| Married..... | 153,640 | 11 | 2,770 | 15,568 | 22,384 | 21,379 | 38,333 | 28,065 | 16,613 | 7,781 | 186 |
| Widowed..... | 32,869 | 1 | 26 | 249 | 579 | 1,051 | 3,539 | 5,778 | 7,921 | 13,669 | 56 |
| Divorced..... | 633 | | 7 | 41 | 93 | 92 | 192 | 124 | 47 | 36 | 1 |
| Unknown..... | 454 | 2 | 20 | 29 | 19 | 25 | 32 | 44 | 80 | 23 | 230 |
| Native white—foreign parents..... | 282,297 | 129,045 | 29,374 | 23,717 | 26,360 | 20,668 | 30,141 | 11,655 | 4,212 | 2,045 | 80 |
| Single..... | 199,631 | 129,032 | 28,191 | 19,535 | 10,377 | 5,202 | 5,199 | 1,404 | 448 | 216 | 27 |
| Married..... | 73,125 | 7 | 1,153 | 8,996 | 15,400 | 14,570 | 22,090 | 8,034 | 2,265 | 584 | 23 |
| Widowed..... | 9,187 | | 12 | 145 | 523 | 342 | 2,737 | 2,181 | 1,486 | 1,239 | 22 |
| Divorced..... | 242 | | 1 | 20 | 44 | 42 | 97 | 30 | 6 | 2 | |
| Unknown..... | 112 | 6 | 17 | 21 | 16 | 12 | 18 | 6 | 4 | 4 | 8 |
| Foreign white..... | 206,934 | 11,878 | 14,198 | 21,912 | 24,785 | 24,395 | 41,179 | 30,650 | 22,078 | 15,638 | 221 |
| Single..... | 52,546 | 11,869 | 12,622 | 11,466 | 5,924 | 3,033 | 3,438 | 2,076 | 1,209 | 851 | 58 |
| Married..... | 124,038 | 9 | 1,552 | 10,296 | 18,393 | 20,460 | 34,383 | 21,863 | 12,061 | 4,929 | 92 |
| Widowed..... | 29,891 | | 11 | 118 | 422 | 361 | 3,289 | 6,641 | 8,750 | 9,747 | 52 |
| Divorced..... | 214 | | 1 | 10 | 29 | 30 | 58 | 55 | 22 | 9 | |
| Unknown..... | 245 | | 12 | 22 | 17 | 11 | 11 | 15 | 36 | 102 | 19 |
| Colored (total) ¹ | 36,135 | 9,056 | 3,718 | 5,196 | 4,295 | 3,108 | 4,728 | 3,000 | 1,537 | 1,119 | 378 |
| Single..... | 18,455 | 9,051 | 3,339 | 2,938 | 1,362 | 585 | 650 | 269 | 130 | 80 | 51 |
| Married..... | 13,465 | 2 | 364 | 2,146 | 2,692 | 2,179 | 3,201 | 1,732 | 720 | 281 | 98 |
| Widowed..... | 3,909 | 1 | 8 | 94 | 219 | 323 | 852 | 934 | 681 | 754 | 43 |
| Divorced..... | 78 | | 2 | 11 | 17 | 16 | 17 | 13 | 2 | | |
| Unknown..... | 228 | 2 | 5 | 7 | 5 | 5 | 8 | 2 | 4 | 4 | 186 |
| Persons of negro descent..... | 36,099 | 9,053 | 3,696 | 5,187 | 4,294 | 3,107 | 4,728 | 3,000 | 1,537 | 1,119 | 378 |
| Single..... | 18,426 | 9,048 | 3,319 | 2,932 | 1,362 | 585 | 650 | 269 | 130 | 80 | 51 |
| Married..... | 13,458 | 2 | 362 | 2,143 | 2,691 | 2,178 | 3,201 | 1,732 | 720 | 281 | 98 |
| Widowed..... | 3,909 | 1 | 8 | 94 | 219 | 323 | 852 | 934 | 681 | 754 | 43 |
| Divorced..... | 78 | | 2 | 11 | 17 | 16 | 17 | 13 | 2 | | |
| Unknown..... | 228 | 2 | 5 | 7 | 5 | 5 | 8 | 2 | 4 | 4 | 186 |

¹ Persons of negro descent, Chinese, Japanese, and Indians.

STATISTICS OF POPULATION.

TABLE 30.—CONJUGAL CONDITION OF THE AGGREGATE POPULATION, CLASSIFIED BY SEX, GENERAL NATIVITY, COLOR, AND AGE PERIODS, BY STATES AND TERRITORIES: 1900—Continued.

NEW MEXICO.

| SEX, GENERAL NATIVITY, COLOR, AND CONJUGAL CONDITION. | Aggregate. | Under 15 years. | 15 to 19 years. | 20 to 24 years. | 25 to 29 years. | 30 to 34 years. | 35 to 44 years. | 45 to 54 years. | 55 to 64 years. | 65 years and over. | Age unknown. |
|---|------------|-----------------|-----------------|-----------------|-----------------|-----------------|-----------------|-----------------|-----------------|--------------------|--------------|
| MALES. | | | | | | | | | | | |
| Aggregate..... | 104,228 | 38,573 | 8,808 | 8,730 | 8,448 | 7,486 | 13,702 | 9,164 | 5,412 | 3,516 | 439 |
| Single..... | 82,797 | 38,566 | 8,672 | 6,873 | 3,855 | 1,854 | 2,228 | 989 | 466 | 208 | 86 |
| Married..... | 37,169 | 7 | 123 | 2,246 | 4,896 | 5,290 | 10,724 | 7,336 | 4,074 | 2,222 | 251 |
| Widowed..... | 3,652 | | 8 | 67 | 161 | 226 | 614 | 716 | 796 | 1,050 | 19 |
| Divorced..... | 455 | | 2 | 30 | 24 | 58 | 123 | 113 | 75 | 34 | 1 |
| Unknown..... | 155 | | 8 | 14 | 12 | 13 | 13 | 10 | 1 | 2 | 82 |
| Native white—native parents..... | 78,245 | 30,997 | 6,774 | 6,591 | 5,981 | 5,213 | 9,604 | 6,427 | 3,811 | 2,517 | 330 |
| Single..... | 47,869 | 30,993 | 6,687 | 4,751 | 2,224 | 1,127 | 1,190 | 507 | 231 | 101 | 58 |
| Married..... | 27,516 | 4 | 82 | 1,762 | 3,632 | 3,893 | 7,901 | 5,351 | 3,019 | 1,669 | 203 |
| Widowed..... | 2,461 | | 2 | 48 | 105 | 154 | 424 | 484 | 511 | 721 | 12 |
| Divorced..... | 301 | | 1 | 22 | 13 | 29 | 81 | 80 | 50 | 24 | 1 |
| Unknown..... | 98 | | 2 | 8 | 7 | 10 | 8 | 5 | | 2 | 56 |
| Native white—foreign parents..... | 9,521 | 4,099 | 880 | 820 | 869 | 689 | 1,172 | 598 | 260 | 121 | 13 |
| Single..... | 6,754 | 4,099 | 871 | 667 | 444 | 227 | 291 | 99 | 36 | 16 | 4 |
| Married..... | 2,544 | | 9 | 145 | 406 | 487 | 880 | 445 | 189 | 77 | 6 |
| Widowed..... | 181 | | | 7 | 16 | 19 | 38 | 46 | 29 | 24 | 2 |
| Divorced..... | 41 | | | 1 | 3 | 6 | 13 | 8 | 6 | 4 | |
| Unknown..... | 1 | | | | | | | | | | 1 |
| Foreign white..... | 8,270 | 597 | 313 | 608 | 823 | 998 | 1,951 | 1,416 | 965 | 540 | 59 |
| Single..... | 3,195 | 596 | 309 | 480 | 417 | 357 | 515 | 263 | 163 | 77 | 13 |
| Married..... | 4,405 | 1 | 4 | 122 | 392 | 610 | 1,341 | 1,014 | 607 | 275 | 39 |
| Widowed..... | 605 | | | 4 | 12 | 25 | 38 | 116 | 177 | 183 | 5 |
| Divorced..... | 55 | | | 1 | 1 | 6 | 9 | 15 | 18 | 5 | |
| Unknown..... | 10 | | | 1 | 1 | 1 | 3 | 3 | | | 2 |
| Colored (total) ¹ | 8,192 | 2,880 | 841 | 711 | 775 | 536 | 975 | 723 | 376 | 338 | 37 |
| Single..... | 4,979 | 2,878 | 805 | 475 | 270 | 143 | 232 | 115 | 36 | 14 | 11 |
| Married..... | 2,704 | 2 | 28 | 217 | 466 | 350 | 652 | 526 | 259 | 201 | 3 |
| Widowed..... | 405 | | 1 | 8 | 28 | 28 | 69 | 70 | 79 | 122 | |
| Divorced..... | 58 | | 1 | 6 | 7 | 12 | 20 | 10 | 1 | 1 | |
| Unknown..... | 46 | | 6 | 5 | 4 | 3 | 2 | 2 | 1 | | 23 |
| Persons of negro descent..... | 1,023 | 145 | 74 | 169 | 150 | 94 | 200 | 111 | 40 | 11 | 29 |
| Single..... | 653 | 145 | 73 | 140 | 96 | 56 | 85 | 44 | 7 | 3 | 4 |
| Married..... | 239 | | 1 | 24 | 48 | 33 | 97 | 56 | 22 | 5 | 3 |
| Widowed..... | 39 | | | | 3 | 2 | 12 | 9 | 11 | 2 | |
| Divorced..... | 13 | | | 4 | 1 | 2 | 4 | 1 | | 1 | |
| Unknown..... | 29 | | | 1 | 2 | 1 | 2 | 1 | | | 22 |
| FEMALES. | | | | | | | | | | | |
| Aggregate..... | 91,082 | 37,304 | 8,666 | 7,858 | 7,609 | 6,191 | 10,495 | 6,629 | 3,709 | 2,330 | 291 |
| Single..... | 47,903 | 37,258 | 6,132 | 2,134 | 954 | 434 | 515 | 259 | 115 | 74 | 28 |
| Married..... | 36,482 | 43 | 2,472 | 5,530 | 6,301 | 5,379 | 8,786 | 4,924 | 2,120 | 725 | 202 |
| Widowed..... | 6,101 | 1 | 35 | 134 | 262 | 289 | 1,030 | 1,364 | 1,433 | 1,504 | 51 |
| Divorced..... | 561 | 1 | 22 | 59 | 91 | 88 | 156 | 82 | 39 | 22 | 1 |
| Unknown..... | 35 | 1 | 7 | 1 | 1 | 1 | 8 | | 2 | 5 | 9 |
| Native white—native parents..... | 70,784 | 29,940 | 6,754 | 6,067 | 5,681 | 4,614 | 7,943 | 5,019 | 2,847 | 1,691 | 223 |
| Single..... | 37,923 | 29,907 | 4,715 | 1,571 | 687 | 311 | 372 | 199 | 86 | 52 | 23 |
| Married..... | 28,034 | 30 | 2,002 | 4,378 | 4,763 | 4,048 | 6,720 | 3,779 | 1,638 | 518 | 153 |
| Widowed..... | 4,462 | 1 | 23 | 85 | 173 | 202 | 749 | 988 | 1,097 | 1,105 | 39 |
| Divorced..... | 350 | 1 | 13 | 33 | 58 | 52 | 98 | 58 | 25 | 16 | 1 |
| Unknown..... | 15 | 1 | 1 | | | 1 | 4 | | 1 | | 7 |
| Native white—foreign parents..... | 8,396 | 4,145 | 866 | 773 | 732 | 550 | 803 | 339 | 116 | 60 | 12 |
| Single..... | 5,446 | 4,143 | 699 | 303 | 151 | 60 | 68 | 16 | 4 | | 2 |
| Married..... | 2,616 | 2 | 165 | 448 | 550 | 464 | 650 | 237 | 68 | 24 | 8 |
| Widowed..... | 283 | | 2 | 15 | 24 | 21 | 66 | 81 | 42 | 35 | 2 |
| Divorced..... | 46 | | | 7 | 7 | 5 | 19 | 5 | 2 | 1 | |
| Unknown..... | | | | | | | | | | | |
| Foreign white..... | 4,991 | 596 | 323 | 444 | 562 | 593 | 1,027 | 727 | 421 | 246 | 47 |
| Single..... | 1,115 | 594 | 212 | 122 | 61 | 32 | 44 | 27 | 13 | 8 | 2 |
| Married..... | 3,194 | 2 | 116 | 311 | 477 | 525 | 873 | 540 | 234 | 81 | 34 |
| Widowed..... | 647 | | | 7 | 22 | 30 | 102 | 152 | 168 | 156 | 10 |
| Divorced..... | 32 | | | 4 | 2 | 5 | 6 | 8 | 6 | 1 | |
| Unknown..... | 3 | | | | | | | | | | 1 |
| Colored (total) ¹ | 6,911 | 2,623 | 718 | 574 | 634 | 434 | 722 | 544 | 325 | 333 | 4 |
| Single..... | 3,419 | 2,614 | 506 | 138 | 55 | 31 | 31 | 17 | 12 | 14 | 1 |
| Married..... | 2,638 | 9 | 139 | 393 | 511 | 341 | 543 | 368 | 180 | 102 | 2 |
| Widowed..... | 704 | | 8 | 27 | 43 | 86 | 113 | 143 | 126 | 208 | |
| Divorced..... | 133 | | 9 | 15 | 24 | 26 | 33 | 16 | 6 | 4 | |
| Unknown..... | 17 | | 6 | 1 | 1 | | | | 1 | 5 | 1 |
| Persons of negro descent..... | 587 | 160 | 66 | 73 | 74 | 63 | 84 | 36 | 19 | 10 | 2 |
| Single..... | 254 | 160 | 45 | 13 | 9 | 7 | 7 | 3 | 3 | 1 | 1 |
| Married..... | 251 | | 18 | 50 | 52 | 45 | 56 | 19 | 9 | 1 | 1 |
| Widowed..... | 73 | | 2 | 5 | 8 | 10 | 19 | 14 | 7 | 8 | |
| Divorced..... | 9 | | 1 | | 6 | 1 | 2 | | | | |
| Unknown..... | | | | | | | | | | | |

¹ Persons of negro descent, Chinese, Japanese, and Indians.

CONJUGAL CONDITION.

289

TABLE 30.—CONJUGAL CONDITION OF THE AGGREGATE POPULATION, CLASSIFIED BY SEX, GENERAL NATIVITY, COLOR, AND AGE PERIODS, BY STATES AND TERRITORIES: 1900—Continued.

NEW YORK.

| SEX, GENERAL NATIVITY, COLOR, AND CONJUGAL CONDITION. | Aggregate. | Under 15 years. | 15 to 19 years. | 20 to 24 years. | 25 to 29 years. | 30 to 34 years. | 35 to 44 years. | 45 to 54 years. | 55 to 64 years. | 65 years and over. | Age unknown. |
|---|------------|-----------------|-----------------|-----------------|-----------------|-----------------|-----------------|-----------------|-----------------|--------------------|--------------|
| MALES. | | | | | | | | | | | |
| Aggregate..... | 3,614,780 | 1,059,499 | 307,220 | 331,260 | 342,170 | 315,586 | 528,961 | 344,073 | 213,832 | 165,042 | 7,137 |
| Single..... | 2,073,652 | 1,059,400 | 305,126 | 272,637 | 172,172 | 95,574 | 99,339 | 40,285 | 17,951 | 9,785 | 1,383 |
| Married..... | 1,407,095 | 44 | 1,804 | 57,159 | 166,460 | 214,206 | 411,429 | 279,698 | 167,940 | 106,900 | 1,460 |
| Widowed..... | 122,096 | 3 | 33 | 701 | 2,624 | 4,829 | 16,275 | 22,657 | 27,093 | 47,692 | 189 |
| Divorced..... | 4,096 | ----- | 6 | 117 | 345 | 523 | 1,273 | 962 | 554 | 308 | 8 |
| Unknown..... | 7,841 | 52 | 251 | 646 | 569 | 454 | 645 | 476 | 294 | 357 | 4,097 |
| Native white—native parents..... | 1,417,769 | 478,547 | 131,953 | 122,346 | 111,025 | 96,211 | 163,802 | 130,988 | 93,242 | 84,412 | 5,243 |
| Single..... | 844,038 | 478,513 | 130,812 | 97,157 | 51,923 | 27,258 | 29,714 | 15,314 | 7,738 | 4,821 | 788 |
| Married..... | 516,432 | 15 | 1,024 | 24,557 | 57,744 | 66,842 | 127,666 | 106,742 | 74,676 | 56,492 | 674 |
| Widowed..... | 49,779 | 1 | 14 | 314 | 985 | 1,653 | 5,450 | 8,164 | 10,365 | 22,748 | 85 |
| Divorced..... | 2,376 | ----- | 5 | 64 | 186 | 291 | 716 | 583 | 339 | 187 | 5 |
| Unknown..... | 5,144 | 18 | 98 | 254 | 187 | 167 | 256 | 185 | 124 | 164 | 3,691 |
| Native white—foreign parents..... | 1,186,562 | 513,768 | 117,763 | 116,621 | 111,886 | 92,426 | 142,448 | 61,081 | 21,345 | 8,803 | 421 |
| Single..... | 882,350 | 513,725 | 117,327 | 101,786 | 66,639 | 35,827 | 34,129 | 9,440 | 2,469 | 780 | 178 |
| Married..... | 285,904 | 12 | 344 | 14,413 | 44,023 | 54,742 | 103,071 | 47,432 | 16,114 | 5,624 | 129 |
| Widowed..... | 16,629 | ----- | 8 | 201 | 922 | 1,643 | 4,381 | 3,996 | 2,666 | 2,346 | 16 |
| Divorced..... | 833 | ----- | 27 | 107 | 126 | 126 | 233 | 166 | 72 | 41 | 1 |
| Unknown..... | 846 | 31 | 84 | 194 | 145 | 88 | 124 | 47 | 24 | 12 | 97 |
| Foreign white..... | 953,785 | 56,141 | 53,081 | 85,114 | 111,634 | 120,374 | 212,422 | 146,422 | 96,772 | 70,452 | 1,323 |
| Single..... | 314,068 | 56,122 | 52,641 | 68,100 | 49,454 | 29,563 | 31,951 | 14,435 | 7,398 | 4,042 | 362 |
| Married..... | 583,507 | 15 | 368 | 16,666 | 61,328 | 89,141 | 174,372 | 121,530 | 75,435 | 44,048 | 604 |
| Widowed..... | 53,730 | 1 | 9 | 154 | 649 | 1,404 | 5,625 | 10,028 | 13,665 | 22,113 | 82 |
| Divorced..... | 792 | ----- | 1 | 20 | 42 | 90 | 231 | 197 | 138 | 72 | 1 |
| Unknown..... | 1,688 | 3 | 62 | 174 | 211 | 176 | 243 | 232 | 136 | 177 | 274 |
| Colored (total) ¹ | 56,664 | 11,043 | 4,423 | 7,179 | 7,575 | 6,575 | 10,289 | 5,532 | 2,473 | 1,375 | 150 |
| Single..... | 33,196 | 11,040 | 4,346 | 5,594 | 4,106 | 2,926 | 3,545 | 1,096 | 346 | 142 | 55 |
| Married..... | 21,252 | 2 | 68 | 1,523 | 3,365 | 3,481 | 6,320 | 3,989 | 1,715 | 736 | 53 |
| Widowed..... | 1,958 | 1 | 2 | 32 | 68 | 129 | 369 | 469 | 397 | 485 | 6 |
| Divorced..... | 95 | ----- | 6 | 10 | 16 | 33 | 16 | 5 | 5 | 8 | 1 |
| Unknown..... | 163 | 7 | 24 | 26 | 23 | 22 | 22 | 12 | 10 | 4 | 35 |
| Persons of negro descent..... | 46,618 | 10,018 | 4,051 | 6,425 | 6,411 | 4,909 | 7,151 | 4,195 | 2,103 | 1,233 | 122 |
| Single..... | 26,666 | 10,015 | 3,983 | 4,951 | 3,211 | 1,700 | 1,713 | 648 | 275 | 131 | 89 |
| Married..... | 17,973 | 2 | 60 | 1,420 | 3,107 | 3,063 | 5,067 | 3,097 | 1,457 | 653 | 47 |
| Widowed..... | 1,761 | 1 | 1 | 26 | 61 | 115 | 329 | 427 | 358 | 499 | 4 |
| Divorced..... | 85 | ----- | 6 | 10 | 15 | 28 | 14 | 5 | 5 | 6 | 1 |
| Unknown..... | 133 | 7 | 22 | 22 | 22 | 16 | 14 | 9 | 8 | 4 | 31 |
| FEMALES. | | | | | | | | | | | |
| Aggregate..... | 3,654,114 | 1,051,501 | 333,462 | 371,472 | 352,899 | 301,738 | 494,605 | 337,194 | 224,512 | 182,363 | 3,868 |
| Single..... | 1,929,159 | 1,051,316 | 311,619 | 231,316 | 123,886 | 64,580 | 74,308 | 36,502 | 20,016 | 14,500 | 1,121 |
| Married..... | 1,394,057 | 142 | 21,346 | 136,853 | 220,526 | 223,049 | 373,877 | 232,922 | 126,001 | 58,174 | 1,167 |
| Widowed..... | 321,856 | 3 | 208 | 2,443 | 7,347 | 12,895 | 44,399 | 66,524 | 77,833 | 109,732 | 467 |
| Divorced..... | 5,631 | ----- | 55 | 410 | 826 | 971 | 1,698 | 1,022 | 454 | 164 | 31 |
| Unknown..... | 3,411 | 40 | 234 | 450 | 314 | 243 | 328 | 224 | 203 | 293 | 1,082 |
| Native white—native parents..... | 1,433,744 | 471,747 | 135,023 | 129,125 | 113,134 | 95,132 | 162,701 | 131,952 | 99,336 | 93,565 | 2,029 |
| Single..... | 788,784 | 471,679 | 124,539 | 75,469 | 37,159 | 20,455 | 25,069 | 15,480 | 10,141 | 8,319 | 474 |
| Married..... | 513,613 | 62 | 10,293 | 52,475 | 73,288 | 70,475 | 124,175 | 95,435 | 60,529 | 31,325 | 536 |
| Widowed..... | 121,638 | 1 | 89 | 363 | 2,174 | 3,639 | 12,441 | 20,343 | 28,288 | 59,553 | 142 |
| Divorced..... | 3,009 | ----- | 26 | 176 | 416 | 481 | 386 | 276 | 108 | 25 | 25 |
| Unknown..... | 1,700 | 15 | 76 | 142 | 117 | 82 | 120 | 89 | 102 | 155 | 802 |
| Native white—foreign parents..... | 1,229,283 | 511,772 | 125,346 | 129,206 | 120,135 | 97,234 | 147,931 | 63,871 | 23,303 | 10,166 | 319 |
| Single..... | 843,752 | 511,716 | 120,437 | 90,719 | 52,008 | 27,019 | 28,344 | 8,945 | 2,708 | 1,216 | 140 |
| Married..... | 335,260 | 33 | 4,771 | 37,419 | 65,193 | 65,343 | 104,493 | 42,273 | 12,569 | 3,059 | 102 |
| Widowed..... | 48,381 | ----- | 48 | 782 | 2,627 | 4,541 | 14,091 | 12,433 | 7,956 | 5,372 | 31 |
| Divorced..... | 1,284 | 13 | 121 | 219 | 251 | 251 | 434 | 184 | 54 | 8 | ----- |
| Unknown..... | 606 | 23 | 77 | 165 | 88 | 75 | 69 | 36 | 16 | 11 | 46 |
| Foreign white..... | 935,738 | 55,908 | 67,506 | 104,548 | 112,398 | 104,366 | 176,001 | 136,669 | 99,579 | 77,420 | 1,343 |
| Single..... | 263,371 | 55,851 | 61,625 | 60,012 | 32,046 | 15,956 | 19,121 | 11,534 | 6,960 | 4,313 | 448 |
| Married..... | 520,532 | 53 | 5,747 | 43,698 | 77,940 | 84,020 | 140,343 | 92,798 | 52,027 | 23,475 | 436 |
| Widowed..... | 144,664 | 2 | 47 | 627 | 2,144 | 4,099 | 16,104 | 32,034 | 40,393 | 43,959 | 255 |
| Divorced..... | 1,165 | ----- | 13 | 86 | 166 | 212 | 302 | 216 | 118 | 47 | 5 |
| Unknown..... | 1,006 | 2 | 74 | 125 | 102 | 79 | 131 | 92 | 31 | 121 | 199 |
| Colored (total) ¹ | 55,349 | 12,074 | 5,587 | 8,593 | 7,232 | 5,006 | 7,972 | 4,702 | 2,294 | 1,712 | 177 |
| Single..... | 28,252 | 12,070 | 5,013 | 5,116 | 2,673 | 1,150 | 1,269 | 543 | 207 | 147 | 59 |
| Married..... | 19,652 | 4 | 535 | 4,125 | 4,125 | 3,206 | 4,866 | 2,421 | 876 | 315 | 43 |
| Widowed..... | 7,173 | ----- | 24 | 171 | 402 | 616 | 1,763 | 1,714 | 1,201 | 1,243 | 39 |
| Divorced..... | 173 | ----- | 3 | 27 | 25 | 27 | 66 | 17 | 6 | 1 | 1 |
| Unknown..... | 99 | 7 | 18 | 18 | 7 | 7 | 8 | 7 | 4 | 6 | 35 |
| Persons of negro descent..... | 52,614 | 11,019 | 5,343 | 8,340 | 7,031 | 4,844 | 7,652 | 4,490 | 2,152 | 1,569 | 174 |
| Single..... | 26,847 | 11,016 | 4,833 | 5,022 | 2,645 | 1,139 | 1,252 | 535 | 203 | 143 | 59 |
| Married..... | 13,606 | 3 | 481 | 3,108 | 3,961 | 3,076 | 4,599 | 2,262 | 798 | 273 | 40 |
| Widowed..... | 6,905 | ----- | 19 | 168 | 393 | 597 | 1,731 | 1,674 | 1,143 | 1,141 | 39 |
| Divorced..... | 160 | ----- | 3 | 25 | 25 | 25 | 62 | 12 | 6 | 1 | 1 |
| Unknown..... | 96 | 7 | 17 | 17 | 7 | 7 | 8 | 7 | 2 | 6 | 35 |

¹ Persons of negro descent, Chinese, Japanese, and Indians.

STATISTICS OF POPULATION.

TABLE 30.—CONJUGAL CONDITION OF THE AGGREGATE POPULATION, CLASSIFIED BY SEX, GENERAL NATIVITY, COLOR, AND AGE PERIODS, BY STATES AND TERRITORIES: 1900—Continued.

NORTH CAROLINA.

| SEX, GENERAL NATIVITY, COLOR, AND CONJUGAL CONDITION. | Aggregate. | Under 15 years. | 15 to 19 years. | 20 to 24 years. | 25 to 29 years. | 30 to 34 years. | 35 to 44 years. | 45 to 54 years. | 55 to 64 years. | 65 years and over. | Age unknown. |
|---|------------|-----------------|-----------------|-----------------|-----------------|-----------------|-----------------|-----------------|-----------------|--------------------|--------------|
| MALES. | | | | | | | | | | | |
| Aggregate..... | 938,677 | 396,382 | 105,565 | 87,901 | 65,226 | 49,750 | 83,422 | 75,466 | 40,891 | 31,511 | 2,563 |
| Single..... | 607,776 | 396,357 | 103,557 | 60,335 | 21,684 | 8,949 | 8,406 | 4,422 | 1,786 | 1,856 | 924 |
| Married..... | 306,260 | 16 | 1,843 | 26,751 | 42,237 | 39,437 | 71,677 | 65,933 | 34,302 | 22,860 | 1,154 |
| Widowed..... | 22,146 | | 20 | 406 | 938 | 1,113 | 3,022 | 4,782 | 4,589 | 7,182 | 94 |
| Divorced..... | 727 | 1 | 3 | 36 | 64 | 86 | 141 | 179 | 158 | 53 | 6 |
| Unknown..... | 1,768 | 8 | 142 | 373 | 303 | 165 | 176 | 100 | 56 | 60 | 385 |
| Native white—native parents..... | 625,249 | 259,449 | 68,648 | 57,965 | 44,514 | 35,310 | 60,084 | 51,839 | 25,745 | 20,650 | 1,045 |
| Single..... | 401,711 | 259,432 | 67,269 | 40,963 | 15,853 | 6,647 | 6,109 | 3,082 | 1,151 | 855 | 350 |
| Married..... | 209,181 | 14 | 1,335 | 16,654 | 27,995 | 27,843 | 51,955 | 45,754 | 22,099 | 15,068 | 464 |
| Widowed..... | 13,278 | | 11 | 207 | 534 | 692 | 1,843 | 2,365 | 2,406 | 4,676 | 39 |
| Divorced..... | 408 | 1 | | 28 | 35 | 57 | 93 | 101 | 62 | 28 | 3 |
| Unknown..... | 671 | 2 | 33 | 113 | 97 | 71 | 79 | 37 | 27 | 23 | 189 |
| Native white—foreign parents..... | 4,194 | 1,507 | 396 | 384 | 343 | 233 | 476 | 333 | 240 | 228 | 4 |
| Single..... | 2,640 | 1,507 | 391 | 318 | 180 | 87 | 82 | 35 | 17 | 19 | 4 |
| Married..... | 1,409 | | 4 | 64 | 147 | 191 | 379 | 282 | 201 | 141 | |
| Widowed..... | 136 | | 1 | 1 | 15 | 2 | 14 | 14 | 21 | 68 | |
| Divorced..... | 6 | | | | 1 | 1 | 1 | | | | |
| Unknown..... | 3 | | | 1 | | 2 | | | | | |
| Foreign white..... | 2,712 | 109 | 120 | 187 | 239 | 296 | 513 | 495 | 400 | 345 | 8 |
| Single..... | 783 | 109 | 117 | 158 | 110 | 80 | 102 | 55 | 28 | 21 | 3 |
| Married..... | 1,753 | | 3 | 29 | 124 | 209 | 395 | 409 | 328 | 252 | 4 |
| Widowed..... | 160 | | | | 1 | 3 | 16 | 29 | 42 | 69 | |
| Divorced..... | 2 | | | | | 1 | | | | 1 | |
| Unknown..... | 14 | | | | 4 | 3 | | 2 | 2 | 2 | 1 |
| Colored (total) ¹ | 306,522 | 135,317 | 36,401 | 29,365 | 20,130 | 13,861 | 22,349 | 22,799 | 14,506 | 10,238 | 1,506 |
| Single..... | 202,642 | 135,309 | 35,750 | 18,396 | 5,541 | 2,135 | 2,113 | 1,250 | 590 | 461 | 567 |
| Married..... | 93,917 | 2 | 501 | 10,004 | 13,971 | 11,194 | 18,948 | 19,538 | 11,674 | 7,399 | 686 |
| Widowed..... | 8,572 | | 8 | 198 | 388 | 416 | 1,144 | 1,874 | 2,120 | 2,369 | 55 |
| Divorced..... | 311 | | 3 | 8 | 28 | 27 | 47 | 76 | 95 | 24 | 3 |
| Unknown..... | 1,080 | 6 | 109 | 259 | 202 | 89 | 97 | 61 | 27 | 35 | 195 |
| Persons of negro descent..... | 303,624 | 134,011 | 36,062 | 29,121 | 19,953 | 13,748 | 22,069 | 22,596 | 14,375 | 10,185 | 1,504 |
| Single..... | 200,722 | 134,003 | 35,452 | 18,736 | 5,495 | 2,118 | 2,076 | 1,234 | 536 | 456 | 566 |
| Married..... | 93,003 | 2 | 490 | 9,322 | 13,844 | 11,101 | 18,718 | 19,361 | 11,558 | 7,321 | 686 |
| Widowed..... | 8,512 | | 8 | 188 | 385 | 413 | 1,131 | 1,864 | 2,109 | 2,349 | 55 |
| Divorced..... | 311 | | 3 | 8 | 28 | 27 | 47 | 76 | 95 | 24 | 3 |
| Unknown..... | 1,076 | 6 | 109 | 257 | 201 | 89 | 97 | 61 | 27 | 35 | 194 |
| FEMALES. | | | | | | | | | | | |
| Aggregate..... | 955,133 | 386,019 | 103,332 | 93,050 | 70,284 | 52,579 | 90,351 | 69,664 | 42,914 | 34,637 | 2,303 |
| Single..... | 580,132 | 385,852 | 93,978 | 46,325 | 17,374 | 8,570 | 11,028 | 7,509 | 4,939 | 3,814 | 743 |
| Married..... | 309,548 | 160 | 14,058 | 49,963 | 50,188 | 40,733 | 69,916 | 49,379 | 25,862 | 10,252 | 932 |
| Widowed..... | 63,232 | | 230 | 1,499 | 2,438 | 2,973 | 8,940 | 12,438 | 13,896 | 20,391 | 421 |
| Divorced..... | 1,463 | | 29 | 185 | 280 | 210 | 373 | 246 | 180 | 54 | 11 |
| Unknown..... | 753 | 6 | 37 | 78 | 54 | 33 | 94 | 92 | 87 | 121 | 146 |
| Native white—native parents..... | 625,562 | 249,212 | 68,390 | 60,673 | 45,651 | 35,272 | 61,200 | 47,823 | 31,238 | 24,740 | 813 |
| Single..... | 375,222 | 249,092 | 59,175 | 28,706 | 11,242 | 5,690 | 7,810 | 5,905 | 4,178 | 3,172 | 252 |
| Married..... | 210,290 | 119 | 9,594 | 31,280 | 33,216 | 28,053 | 48,449 | 34,485 | 17,451 | 7,261 | 332 |
| Widowed..... | 33,839 | | 96 | 553 | 1,051 | 1,392 | 4,633 | 7,235 | 9,518 | 14,198 | 113 |
| Divorced..... | 316 | | 13 | 97 | 123 | 113 | 209 | 140 | 82 | 34 | 5 |
| Unknown..... | 395 | 1 | 12 | 37 | 19 | 24 | 49 | 58 | 59 | 75 | 61 |
| Native white—foreign parents..... | 4,204 | 1,531 | 337 | 423 | 330 | 303 | 464 | 295 | 195 | 221 | |
| Single..... | 2,614 | 1,531 | 358 | 292 | 141 | 80 | 85 | 42 | 42 | 43 | |
| Married..... | 1,279 | | 29 | 131 | 228 | 215 | 340 | 201 | 84 | 51 | |
| Widowed..... | 303 | | | 5 | 10 | 8 | 37 | 52 | 65 | 126 | |
| Divorced..... | 6 | | | | | | | | | | |
| Unknown..... | 2 | | | | | | | | | | |
| Foreign white..... | 1,682 | 112 | 78 | 119 | 204 | 167 | 314 | 285 | 215 | 185 | 3 |
| Single..... | 393 | 112 | 68 | 54 | 49 | 19 | 31 | 21 | 14 | 23 | 2 |
| Married..... | 991 | | 10 | 63 | 147 | 138 | 259 | 213 | 108 | 53 | |
| Widowed..... | 294 | | | 2 | 8 | 9 | 24 | 50 | 93 | 107 | 1 |
| Divorced..... | 6 | | | | | | | | | | |
| Unknown..... | 4 | | | | | 1 | | 1 | | 2 | |
| Colored (total) ¹ | 323,665 | 135,164 | 38,977 | 36,830 | 24,049 | 16,837 | 23,373 | 21,261 | 11,216 | 9,491 | 1,487 |
| Single..... | 201,903 | 135,117 | 34,377 | 17,273 | 5,942 | 2,781 | 3,102 | 1,541 | 705 | 576 | 489 |
| Married..... | 96,938 | 41 | 4,425 | 18,489 | 16,597 | 12,332 | 20,868 | 14,480 | 6,219 | 2,837 | 600 |
| Widowed..... | 23,796 | | 134 | 939 | 1,369 | 1,564 | 4,196 | 5,101 | 4,220 | 5,965 | 307 |
| Divorced..... | 646 | | 16 | 88 | 106 | 97 | 162 | 106 | 45 | 20 | 6 |
| Unknown..... | 352 | 5 | 25 | 41 | 35 | 13 | 45 | 33 | 27 | 43 | 35 |
| Persons of negro descent..... | 320,845 | 134,063 | 38,639 | 36,535 | 23,823 | 16,616 | 23,031 | 21,065 | 11,101 | 9,391 | 1,481 |
| Single..... | 200,260 | 134,016 | 34,130 | 17,150 | 5,895 | 2,744 | 3,056 | 1,522 | 693 | 565 | 489 |
| Married..... | 95,949 | 41 | 4,384 | 18,324 | 16,426 | 12,207 | 20,643 | 14,325 | 6,149 | 2,853 | 597 |
| Widowed..... | 23,643 | | 134 | 932 | 1,362 | 1,557 | 4,175 | 5,080 | 4,187 | 5,911 | 304 |
| Divorced..... | 641 | | 16 | 88 | 105 | 95 | 162 | 105 | 45 | 19 | 6 |
| Unknown..... | 352 | 5 | 25 | 41 | 35 | 13 | 45 | 33 | 27 | 43 | 35 |

¹ Persons of negro descent, Chinese, Japanese, and Indians.

CONJUGAL CONDITION.

TABLE 30.—CONJUGAL CONDITION OF THE AGGREGATE POPULATION, CLASSIFIED BY SEX, GENERAL NATIVITY, COLOR, AND AGE PERIODS, BY STATES AND TERRITORIES: 1900—Continued.

NORTH DAKOTA.

| SEX, GENERAL NATIVITY, COLOR, AND CONJUGAL CONDITION. | Aggregate. | Under 15 years. | 15 to 19 years. | 20 to 24 years. | 25 to 29 years. | 30 to 34 years. | 35 to 44 years. | 45 to 54 years. | 55 to 64 years. | 65 years and over. | Age unknown. |
|---|------------|-----------------|-----------------|-----------------|-----------------|-----------------|-----------------|-----------------|-----------------|--------------------|--------------|
| MALES. | | | | | | | | | | | |
| Aggregate..... | 177,498 | 63,793 | 15,304 | 17,580 | 16,944 | 14,738 | 24,901 | 13,460 | 6,239 | 3,966 | 568 |
| Single..... | 119,500 | 63,778 | 15,234 | 15,579 | 10,539 | 5,939 | 5,781 | 1,754 | 537 | 185 | 174 |
| Married..... | 53,223 | 13 | 46 | 1,898 | 6,215 | 8,518 | 18,137 | 10,804 | 4,884 | 2,614 | 94 |
| Widowed..... | 3,871 | 2 | 2 | 31 | 89 | 217 | 828 | 802 | 755 | 1,135 | 10 |
| Divorced..... | 321 | | | 8 | 33 | 27 | 103 | 71 | 52 | 26 | 1 |
| Unknown..... | 578 | | 22 | 64 | 68 | 37 | 52 | 29 | 11 | 6 | 289 |
| Native white—native parents..... | 37,306 | 13,681 | 3,129 | 4,024 | 3,574 | 2,892 | 4,857 | 2,719 | 1,326 | 765 | 339 |
| Single..... | 25,315 | 13,681 | 3,104 | 3,501 | 2,158 | 1,170 | 1,144 | 348 | 91 | 37 | 81 |
| Married..... | 10,742 | | 19 | 493 | 1,346 | 1,645 | 3,497 | 2,183 | 1,038 | 489 | 32 |
| Widowed..... | 383 | | | 12 | 31 | 56 | 170 | 155 | 175 | 228 | 6 |
| Divorced..... | 124 | | | 2 | 15 | 12 | 36 | 26 | 22 | 11 | |
| Unknown..... | 292 | | 6 | 16 | 24 | 9 | 10 | 7 | | | 220 |
| Native white—foreign parents..... | 70,225 | 43,827 | 7,395 | 5,650 | 4,464 | 2,928 | 4,109 | 1,325 | 345 | 135 | 47 |
| Single..... | 61,749 | 48,813 | 7,375 | 5,092 | 2,934 | 1,219 | 1,008 | 228 | 43 | 8 | 29 |
| Married..... | 7,991 | 12 | 10 | 580 | 1,486 | 1,658 | 2,932 | 1,011 | 256 | 85 | 11 |
| Widowed..... | 378 | 2 | 2 | 7 | 27 | 39 | 141 | 77 | 42 | 41 | |
| Divorced..... | 39 | | | 2 | 5 | 4 | 17 | 6 | 4 | 1 | |
| Unknown..... | 68 | | 8 | 19 | 12 | 8 | 11 | 3 | | | 7 |
| Foreign white..... | 66,145 | 4,915 | 4,383 | 7,541 | 8,600 | 8,683 | 15,504 | 9,075 | 4,382 | 2,910 | 152 |
| Single..... | 30,250 | 4,914 | 4,366 | 6,742 | 5,361 | 3,520 | 3,594 | 1,161 | 398 | 136 | 58 |
| Married..... | 33,033 | 1 | 10 | 761 | 3,178 | 6,021 | 11,341 | 7,310 | 3,436 | 1,930 | 45 |
| Widowed..... | 2,526 | | | 7 | 24 | 111 | 491 | 551 | 513 | 825 | 4 |
| Divorced..... | 149 | | | 4 | 10 | 11 | 49 | 37 | 24 | 13 | 1 |
| Unknown..... | 187 | | 7 | 27 | 27 | 20 | 29 | 16 | 11 | 6 | 44 |
| Colored (total) ¹ | 3,817 | 1,370 | 397 | 365 | 306 | 235 | 431 | 341 | 186 | 156 | 30 |
| Single..... | 2,186 | 1,370 | 389 | 244 | 86 | 30 | 35 | 17 | 5 | 4 | 6 |
| Married..... | 1,457 | | 7 | 114 | 205 | 194 | 367 | 300 | 154 | 110 | 6 |
| Widowed..... | 184 | | | 5 | 7 | 11 | 26 | 19 | 25 | 41 | |
| Divorced..... | 9 | | | 3 | | | 1 | 2 | 2 | 1 | |
| Unknown..... | 31 | | 1 | 2 | 5 | | 2 | 3 | | | 18 |
| Persons of negro descent..... | 173 | 41 | 14 | 19 | 23 | 12 | 30 | 20 | 8 | 6 | |
| Single..... | 120 | 41 | 14 | 18 | 18 | 8 | 10 | 7 | 3 | 1 | |
| Married..... | 37 | | | 1 | 5 | 4 | 14 | 8 | 2 | 3 | |
| Widowed..... | 14 | | | | | | 5 | 4 | 3 | 2 | |
| Divorced..... | 1 | | | | | | 1 | 1 | | | |
| Unknown..... | 1 | | | | | | 1 | | | | |
| FEMALES. | | | | | | | | | | | |
| Aggregate..... | 141,653 | 61,699 | 13,924 | 12,978 | 11,103 | 9,494 | 15,857 | 8,587 | 4,447 | 3,391 | 173 |
| Single..... | 84,752 | 61,693 | 12,520 | 6,212 | 2,144 | 882 | 787 | 298 | 151 | 69 | 46 |
| Married..... | 51,450 | 6 | 1,383 | 6,656 | 8,764 | 8,377 | 14,264 | 7,308 | 3,165 | 1,461 | 66 |
| Widowed..... | 5,068 | | 14 | 75 | 150 | 226 | 717 | 934 | 1,100 | 1,845 | 7 |
| Divorced..... | 268 | | 1 | 20 | 34 | 55 | 76 | 43 | 29 | 10 | |
| Unknown..... | 115 | | 6 | 15 | 11 | 4 | 13 | 4 | 2 | 6 | 54 |
| Native white—native parents..... | 28,505 | 13,085 | 2,763 | 2,568 | 2,181 | 1,759 | 2,895 | 1,727 | 889 | 549 | 89 |
| Single..... | 17,415 | 13,088 | 2,416 | 1,113 | 407 | 125 | 147 | 56 | 36 | 9 | 23 |
| Married..... | 10,013 | 2 | 337 | 1,432 | 1,729 | 1,558 | 2,581 | 1,475 | 637 | 239 | 23 |
| Widowed..... | 930 | | 8 | 15 | 30 | 54 | 133 | 133 | 207 | 299 | 1 |
| Divorced..... | 92 | | | 7 | 10 | 22 | 30 | 13 | 9 | 1 | |
| Unknown..... | 55 | | 2 | 1 | 5 | | 4 | | | 1 | 42 |
| Native white—foreign parents..... | 63,086 | 42,589 | 6,994 | 4,423 | 3,229 | 2,070 | 2,706 | 756 | 195 | 95 | 29 |
| Single..... | 52,688 | 42,588 | 6,547 | 2,380 | 721 | 233 | 161 | 34 | 7 | 3 | 14 |
| Married..... | 9,908 | 1 | 441 | 2,011 | 2,457 | 1,737 | 2,407 | 632 | 124 | 38 | 10 |
| Widowed..... | 425 | | 3 | 21 | 43 | 39 | 123 | 82 | 60 | 54 | |
| Divorced..... | 47 | | | 7 | 7 | 10 | 14 | 8 | 4 | | |
| Unknown..... | 18 | | 3 | 4 | 1 | 1 | 1 | | | | 5 |
| Foreign white..... | 46,445 | 4,593 | 3,851 | 5,704 | 5,475 | 5,486 | 9,857 | 5,788 | 3,149 | 2,498 | 44 |
| Single..... | 12,876 | 4,591 | 3,327 | 2,651 | 1,000 | 469 | 473 | 205 | 99 | 52 | 9 |
| Married..... | 30,091 | 2 | 520 | 3,008 | 4,381 | 4,871 | 8,918 | 4,950 | 2,285 | 1,129 | 27 |
| Widowed..... | 3,322 | | 2 | 31 | 73 | 121 | 430 | 609 | 749 | 1,305 | 2 |
| Divorced..... | 116 | | 1 | 7 | 16 | 22 | 28 | 21 | 14 | 7 | |
| Unknown..... | 40 | | 1 | 7 | 5 | 3 | 8 | 3 | 2 | 5 | 6 |
| Colored (total) ¹ | 3,617 | 1,432 | 316 | 283 | 218 | 179 | 399 | 316 | 214 | 249 | 11 |
| Single..... | 1,773 | 1,431 | 230 | 68 | 16 | 5 | 6 | 3 | 9 | 5 | |
| Married..... | 1,433 | 1 | 85 | 205 | 197 | 161 | 333 | 251 | 119 | 55 | 6 |
| Widowed..... | 391 | | 1 | 8 | 4 | 12 | 31 | 60 | 84 | 137 | 4 |
| Divorced..... | 13 | | | 2 | 1 | 1 | 4 | 1 | 2 | 2 | |
| Unknown..... | 2 | | | | | | | 1 | | | 1 |
| Persons of negro descent..... | 113 | 38 | 14 | 14 | 11 | 8 | 12 | 13 | 1 | 2 | |
| Single..... | 66 | 38 | 12 | 12 | 2 | | 1 | 1 | | | |
| Married..... | 36 | | 2 | 2 | 8 | 7 | 9 | 8 | | | |
| Widowed..... | 11 | | | | 1 | 1 | 2 | 4 | 1 | 2 | |
| Divorced..... | | | | | | | | | | | |
| Unknown..... | | | | | | | | | | | |

¹ Persons of negro descent, Chinese, Japanese, and Indians.

STATISTICS OF POPULATION.

TABLE 30.—CONJUGAL CONDITION OF THE AGGREGATE POPULATION, CLASSIFIED BY SEX, GENERAL NATIVITY, COLOR, AND AGE PERIODS, BY STATES AND TERRITORIES: 1900—Continued.

OHIO.

| SEX, GENERAL NATIVITY, COLOR, AND CONJUGAL CONDITION. | Aggregate. | Under 15 years. | 15 to 19 years. | 20 to 24 years. | 25 to 29 years. | 30 to 34 years. | 35 to 44 years. | 45 to 54 years. | 55 to 64 years. | 65 years and over. | Age unknown. |
|---|------------|-----------------|-----------------|-----------------|-----------------|-----------------|-----------------|-----------------|-----------------|--------------------|--------------|
| MALES. | | | | | | | | | | | |
| Aggregate..... | 2,102,655 | 648,209 | 203,825 | 194,881 | 180,188 | 162,612 | 277,201 | 197,494 | 129,361 | 104,082 | 4,802 |
| Single..... | 1,204,615 | 648,179 | 202,514 | 155,843 | 81,125 | 41,967 | 41,571 | 18,286 | 8,958 | 5,477 | 1,245 |
| Married..... | 820,111 | 27 | 1,212 | 38,610 | 96,645 | 116,846 | 224,893 | 165,752 | 105,130 | 69,749 | 1,257 |
| Widowed..... | 67,867 | | 16 | 480 | 1,898 | 2,921 | 8,810 | 11,819 | 14,077 | 27,858 | 188 |
| Divorced..... | 3,787 | | 6 | 192 | 484 | 670 | 1,558 | 1,349 | 930 | 382 | 21 |
| Unknown..... | 4,276 | 3 | 77 | 256 | 236 | 208 | 384 | 338 | 266 | 416 | 2,091 |
| Native white—native parents..... | 1,336,810 | 474,015 | 139,123 | 123,370 | 106,563 | 90,930 | 149,418 | 113,667 | 75,482 | 60,025 | 3,717 |
| Single..... | 812,419 | 478,995 | 138,116 | 95,705 | 44,307 | 21,442 | 20,597 | 9,865 | 4,722 | 2,680 | 990 |
| Married..... | 479,892 | 18 | 942 | 27,015 | 60,651 | 67,126 | 122,605 | 96,022 | 62,330 | 41,884 | 799 |
| Widowed..... | 37,788 | | 13 | 339 | 1,114 | 1,804 | 4,998 | 6,721 | 7,728 | 14,925 | 101 |
| Divorced..... | 3,800 | | 3 | 144 | 354 | 450 | 1,017 | 870 | 592 | 357 | 13 |
| Unknown..... | 2,961 | 2 | 49 | 167 | 137 | 108 | 206 | 189 | 110 | 179 | 1,814 |
| Native white—foreign parents..... | 469,278 | 152,724 | 50,352 | 49,239 | 47,425 | 42,347 | 69,618 | 34,510 | 15,054 | 7,741 | 268 |
| Single..... | 301,597 | 152,721 | 50,189 | 41,870 | 25,062 | 13,380 | 12,731 | 3,836 | 1,282 | 440 | 86 |
| Married..... | 157,768 | 3 | 152 | 7,210 | 21,896 | 28,131 | 54,465 | 23,515 | 12,009 | 5,264 | 123 |
| Widowed..... | 8,712 | | 1 | 90 | 359 | 654 | 2,056 | 1,899 | 1,642 | 1,994 | 17 |
| Divorced..... | 975 | | 3 | 33 | 88 | 144 | 325 | 232 | 111 | 36 | 3 |
| Unknown..... | 226 | | 7 | 36 | 20 | 38 | 41 | 23 | 10 | 7 | 39 |
| Foreign white..... | 246,664 | 8,253 | 9,798 | 16,893 | 21,086 | 25,105 | 50,720 | 44,214 | 35,806 | 34,285 | 499 |
| Single..... | 61,326 | 8,250 | 9,697 | 13,473 | 9,061 | 5,608 | 6,504 | 3,769 | 2,661 | 2,191 | 112 |
| Married..... | 164,871 | 3 | 83 | 3,353 | 11,515 | 19,083 | 42,751 | 37,512 | 28,651 | 21,420 | 210 |
| Widowed..... | 18,555 | | 22 | 129 | 320 | 320 | 1,246 | 2,637 | 4,163 | 10,303 | 35 |
| Divorced..... | 787 | | 5 | 18 | 46 | 125 | 191 | 189 | 189 | 162 | 1 |
| Unknown..... | 375 | | 18 | 45 | 63 | 48 | 114 | 105 | 132 | 209 | 141 |
| Colored (total) ¹ | 50,403 | 13,217 | 4,552 | 5,374 | 5,114 | 4,230 | 7,445 | 5,103 | 3,019 | 2,031 | 318 |
| Single..... | 29,273 | 13,213 | 4,512 | 4,295 | 2,695 | 1,537 | 1,739 | 766 | 293 | 166 | 57 |
| Married..... | 18,080 | 3 | 35 | 1,032 | 2,283 | 2,606 | 5,082 | 3,703 | 2,130 | 1,131 | 125 |
| Widowed..... | 2,562 | | 2 | 29 | 96 | 143 | 515 | 562 | 544 | 636 | 35 |
| Divorced..... | 275 | | 10 | 24 | 30 | 86 | 86 | 56 | 38 | 27 | 4 |
| Unknown..... | 213 | 1 | 3 | 8 | 16 | 14 | 23 | 16 | 14 | 21 | 97 |
| Persons of negro descent..... | 49,985 | 13,204 | 4,543 | 5,333 | 5,053 | 4,155 | 7,300 | 5,050 | 3,006 | 2,023 | 313 |
| Single..... | 28,985 | 13,200 | 4,503 | 4,256 | 2,641 | 1,481 | 1,647 | 743 | 286 | 166 | 57 |
| Married..... | 17,970 | 3 | 35 | 1,080 | 2,277 | 2,438 | 5,095 | 3,673 | 2,125 | 1,179 | 125 |
| Widowed..... | 2,549 | | 2 | 29 | 95 | 143 | 510 | 558 | 543 | 635 | 34 |
| Divorced..... | 274 | | 10 | 24 | 30 | 86 | 86 | 55 | 38 | 27 | 4 |
| Unknown..... | 207 | 1 | 3 | 8 | 16 | 13 | 22 | 16 | 14 | 21 | 93 |
| FEMALES. | | | | | | | | | | | |
| Aggregate..... | 2,054,890 | 634,262 | 203,994 | 198,496 | 179,595 | 156,253 | 260,592 | 185,851 | 128,192 | 105,481 | 2,169 |
| Single..... | 1,076,196 | 634,194 | 187,438 | 109,578 | 52,478 | 29,123 | 32,424 | 15,702 | 8,871 | 5,894 | 494 |
| Married..... | 813,165 | 59 | 16,237 | 85,705 | 122,625 | 120,674 | 207,935 | 140,612 | 80,753 | 36,696 | 869 |
| Widowed..... | 156,174 | 5 | 165 | 1,411 | 3,283 | 5,236 | 17,870 | 27,839 | 37,636 | 62,233 | 391 |
| Divorced..... | 7,720 | 2 | 33 | 672 | 1,104 | 1,115 | 2,155 | 1,469 | 767 | 335 | 18 |
| Unknown..... | 1,635 | 2 | 71 | 130 | 105 | 110 | 208 | 179 | 165 | 268 | 397 |
| Native white—native parents..... | 1,315,130 | 460,643 | 137,376 | 124,984 | 105,721 | 88,732 | 144,733 | 109,956 | 77,521 | 63,557 | 1,407 |
| Single..... | 731,948 | 460,592 | 125,191 | 64,835 | 28,197 | 15,676 | 17,269 | 9,721 | 6,020 | 4,097 | 330 |
| Married..... | 490,841 | 46 | 12,451 | 58,669 | 74,815 | 69,517 | 116,957 | 84,958 | 50,236 | 22,645 | 552 |
| Widowed..... | 86,086 | 4 | 125 | 941 | 1,884 | 2,738 | 9,002 | 14,169 | 20,646 | 36,415 | 162 |
| Divorced..... | 5,175 | 1 | 66 | 455 | 756 | 740 | 1,378 | 1,006 | 525 | 238 | 10 |
| Unknown..... | 1,080 | | 43 | 34 | 69 | 61 | 127 | 107 | 94 | 162 | 333 |
| Native white—foreign parents..... | 481,586 | 151,631 | 51,160 | 52,343 | 51,152 | 44,139 | 72,079 | 35,207 | 15,563 | 8,086 | 176 |
| Single..... | 282,384 | 151,672 | 49,000 | 34,273 | 19,338 | 10,801 | 12,005 | 3,775 | 1,943 | 574 | 53 |
| Married..... | 174,295 | 7 | 2,112 | 17,644 | 30,638 | 31,524 | 54,267 | 25,651 | 9,579 | 2,737 | 81 |
| Widowed..... | 22,774 | 1 | 24 | 263 | 848 | 1,544 | 5,277 | 5,511 | 4,541 | 4,743 | 22 |
| Divorced..... | 1,472 | | 11 | 140 | 204 | 248 | 498 | 257 | 87 | 26 | 1 |
| Unknown..... | 161 | 1 | 13 | 23 | 19 | 22 | 32 | 13 | 13 | 6 | 19 |
| Foreign white..... | 211,236 | 8,266 | 10,055 | 15,968 | 17,962 | 19,723 | 37,594 | 36,564 | 32,743 | 32,045 | 316 |
| Single..... | 37,650 | 8,260 | 8,866 | 7,733 | 3,565 | 2,027 | 2,545 | 1,958 | 1,392 | 1,143 | 61 |
| Married..... | 130,424 | 5 | 1,173 | 8,084 | 14,019 | 16,988 | 32,170 | 27,321 | 19,710 | 10,333 | 121 |
| Widowed..... | 42,221 | | 3 | 87 | 296 | 614 | 2,666 | 7,072 | 11,463 | 19,908 | 112 |
| Divorced..... | 725 | | 44 | 69 | 80 | 172 | 165 | 126 | 67 | 2 | |
| Unknown..... | 316 | 1 | 13 | 20 | 13 | 14 | 41 | 48 | 52 | 94 | 20 |
| Colored (total) ¹ | 46,938 | 13,672 | 4,903 | 5,201 | 4,760 | 3,664 | 6,186 | 4,124 | 2,365 | 1,793 | 270 |
| Single..... | 23,814 | 13,670 | 4,331 | 2,737 | 1,328 | 619 | 605 | 248 | 116 | 80 | 30 |
| Married..... | 17,605 | 1 | 501 | 2,303 | 3,098 | 2,645 | 4,541 | 2,687 | 1,228 | 481 | 115 |
| Widowed..... | 5,093 | | 13 | 120 | 255 | 340 | 925 | 1,137 | 986 | 1,222 | 95 |
| Divorced..... | 348 | 1 | 6 | 33 | 75 | 47 | 107 | 41 | 29 | 4 | 5 |
| Unknown..... | 78 | | 2 | 3 | 4 | 13 | 8 | 11 | 6 | 6 | 25 |
| Persons of negro descent..... | 46,916 | 13,665 | 4,900 | 5,199 | 4,753 | 3,661 | 6,185 | 4,124 | 2,363 | 1,791 | 270 |
| Single..... | 23,802 | 13,663 | 4,378 | 2,736 | 1,327 | 619 | 605 | 248 | 116 | 80 | 30 |
| Married..... | 17,598 | | 501 | 2,307 | 3,098 | 2,642 | 4,540 | 2,687 | 1,226 | 481 | 115 |
| Widowed..... | 5,091 | | 13 | 120 | 255 | 340 | 925 | 1,137 | 986 | 1,220 | 95 |
| Divorced..... | 347 | 1 | 6 | 33 | 74 | 47 | 107 | 41 | 29 | 4 | 5 |
| Unknown..... | 78 | | 2 | 3 | 4 | 13 | 8 | 11 | 6 | 6 | 25 |

¹ Persons of negro descent, Chinese, Japanese, and Indians.

CONJUGAL CONDITION.

293

TABLE 30.—CONJUGAL CONDITION OF THE AGGREGATE POPULATION, CLASSIFIED BY SEX, GENERAL NATIVITY, COLOR, AND AGE PERIODS, BY STATES AND TERRITORIES: 1900—Continued.

OKLAHOMA.

| SEX, GENERAL NATIVITY, COLOR, AND CONJUGAL CONDITION. | Aggregate. | Under 15 years. | 15 to 19 years. | 20 to 24 years. | 25 to 29 years. | 30 to 34 years. | 35 to 44 years. | 45 to 54 years. | 55 to 64 years. | 65 years and over. | Age unknown. |
|---|------------|-----------------|-----------------|-----------------|-----------------|-----------------|-----------------|-----------------|-----------------|--------------------|--------------|
| MALES. | | | | | | | | | | | |
| Aggregate..... | 214,359 | 80,695 | 20,716 | 18,504 | 17,357 | 15,940 | 26,075 | 17,898 | 10,663 | 5,529 | 982 |
| Single..... | 182,115 | 80,690 | 20,431 | 14,180 | 7,151 | 3,851 | 3,536 | 1,383 | 502 | 214 | 227 |
| Married..... | 74,986 | 5 | 245 | 4,193 | 9,876 | 11,658 | 21,232 | 14,931 | 8,556 | 3,896 | 284 |
| Widowed..... | 5,887 | | 7 | 90 | 219 | 328 | 1,030 | 1,859 | 1,473 | 1,356 | 25 |
| Divorced..... | 593 | | 3 | 18 | 62 | 56 | 153 | 138 | 112 | 45 | 6 |
| Unknown..... | 778 | | 30 | 73 | 49 | 47 | 64 | 37 | 20 | 18 | 440 |
| Native white—native parents..... | 168,926 | 66,262 | 16,708 | 14,900 | 13,613 | 12,361 | 19,615 | 13,259 | 7,597 | 3,884 | 782 |
| Single..... | 106,789 | 66,261 | 16,485 | 11,383 | 5,562 | 2,907 | 2,628 | 920 | 315 | 137 | 191 |
| Married..... | 56,888 | 1 | 187 | 3,389 | 7,817 | 9,136 | 16,069 | 11,216 | 6,172 | 2,718 | 183 |
| Widowed..... | 4,188 | | 5 | 61 | 157 | 240 | 759 | 995 | 1,016 | 936 | 19 |
| Divorced..... | 426 | | 2 | 8 | 40 | 39 | 117 | 101 | 81 | 33 | 5 |
| Unknown..... | 635 | | 24 | 59 | 37 | 39 | 42 | 27 | 13 | 10 | 384 |
| Native white—foreign parents..... | 20,586 | 8,204 | 2,084 | 1,737 | 1,757 | 1,656 | 2,638 | 1,489 | 732 | 325 | 14 |
| Single..... | 13,659 | 8,204 | 2,022 | 1,479 | 866 | 474 | 365 | 170 | 54 | 17 | 8 |
| Married..... | 6,399 | | 9 | 248 | 362 | 1,140 | 2,163 | 1,192 | 561 | 220 | 4 |
| Widowed..... | 450 | | 1 | | 22 | 33 | 90 | 113 | 108 | 83 | |
| Divorced..... | 51 | | | 4 | 5 | 4 | 14 | 11 | 9 | 4 | |
| Unknown..... | 27 | | 2 | 6 | 2 | 5 | 6 | 3 | | 1 | 2 |
| Foreign white..... | 9,431 | 366 | 367 | 565 | 866 | 1,093 | 2,209 | 1,774 | 1,380 | 775 | 36 |
| Single..... | 2,702 | 365 | 366 | 466 | 401 | 332 | 404 | 214 | 101 | 46 | 7 |
| Married..... | 6,025 | 1 | 1 | 97 | 454 | 748 | 1,730 | 1,426 | 1,061 | 489 | 18 |
| Widowed..... | 623 | | | 1 | 6 | 10 | 59 | 117 | 198 | 230 | 2 |
| Divorced..... | 51 | | | | 2 | 3 | 8 | 16 | 15 | 7 | |
| Unknown..... | 30 | | | 1 | 3 | | 8 | 1 | 5 | 3 | 9 |
| Colored (total) ¹ | 15,416 | 5,863 | 1,612 | 1,302 | 1,121 | 830 | 1,613 | 1,376 | 954 | 595 | 150 |
| Single..... | 8,965 | 5,860 | 1,558 | 802 | 322 | 138 | 139 | 79 | 32 | 14 | 21 |
| Married..... | 5,674 | 3 | 48 | 459 | 743 | 634 | 1,330 | 1,147 | 762 | 469 | 79 |
| Widowed..... | 626 | | 1 | 28 | 34 | 45 | 122 | 134 | 151 | 107 | 4 |
| Divorced..... | 65 | | 1 | 6 | 15 | 10 | 14 | 10 | 7 | 1 | 1 |
| Unknown..... | 86 | | 4 | 7 | 7 | 3 | 8 | 6 | 2 | 4 | 45 |
| Persons of negro descent..... | 9,509 | 3,507 | 1,000 | 828 | 675 | 475 | 935 | 875 | 692 | 447 | 75 |
| Single..... | 5,541 | 3,506 | 986 | 542 | 222 | 96 | 83 | 59 | 18 | 10 | 14 |
| Married..... | 3,497 | 1 | 13 | 270 | 428 | 351 | 737 | 723 | 555 | 363 | 36 |
| Widowed..... | 391 | | | 10 | 13 | 20 | 78 | 84 | 112 | 71 | 3 |
| Divorced..... | 49 | | | 3 | 10 | 8 | 11 | 9 | 6 | 1 | 1 |
| Unknown..... | 31 | | 1 | 3 | 2 | | 1 | | 1 | 2 | 21 |
| FEMALES. | | | | | | | | | | | |
| Aggregate..... | 183,972 | 77,843 | 19,588 | 16,959 | 14,982 | 12,308 | 18,751 | 12,304 | 7,043 | 3,639 | 555 |
| Single..... | 101,692 | 77,803 | 15,569 | 5,047 | 1,636 | 604 | 504 | 198 | 113 | 81 | 137 |
| Married..... | 73,929 | 35 | 3,914 | 11,473 | 12,315 | 11,179 | 17,063 | 10,585 | 5,116 | 1,499 | 250 |
| Widowed..... | 7,534 | 4 | 74 | 320 | 401 | 426 | 1,030 | 1,443 | 1,761 | 2,028 | 47 |
| Divorced..... | 618 | | 17 | 102 | 118 | 93 | 148 | 73 | 46 | 18 | 3 |
| Unknown..... | 199 | 1 | 14 | 17 | 12 | 6 | 6 | 5 | 7 | 13 | 118 |
| Native white—native parents..... | 144,979 | 63,662 | 15,561 | 13,397 | 11,716 | 9,479 | 13,931 | 9,159 | 5,234 | 2,478 | 362 |
| Single..... | 82,231 | 63,635 | 12,265 | 3,863 | 1,264 | 448 | 365 | 145 | 85 | 61 | 100 |
| Married..... | 57,026 | 25 | 3,233 | 9,258 | 10,114 | 8,663 | 12,749 | 7,965 | 3,851 | 1,019 | 154 |
| Widowed..... | 5,178 | 1 | 44 | 206 | 259 | 299 | 710 | 993 | 1,256 | 1,337 | 23 |
| Divorced..... | 413 | | 8 | 64 | 72 | 65 | 102 | 54 | 36 | 9 | 3 |
| Unknown..... | 131 | 1 | 11 | 11 | 7 | 4 | 5 | 2 | 6 | 2 | 82 |
| Native white—foreign parents..... | 17,429 | 7,765 | 1,944 | 1,636 | 1,521 | 1,243 | 1,906 | 862 | 359 | 133 | 10 |
| Single..... | 10,449 | 7,765 | 1,871 | 601 | 212 | 85 | 72 | 20 | 12 | 4 | 7 |
| Married..... | 6,491 | | 270 | 1,007 | 1,260 | 1,118 | 1,745 | 741 | 257 | 90 | 3 |
| Widowed..... | 436 | | 3 | 17 | 34 | 35 | 81 | 94 | 87 | 85 | |
| Divorced..... | 49 | | | 11 | 13 | 5 | 7 | 7 | 3 | 3 | |
| Unknown..... | 4 | | | 2 | 2 | | 1 | | 1 | 1 | |
| Foreign white..... | 6,173 | 346 | 356 | 491 | 687 | 724 | 1,310 | 1,064 | 723 | 458 | 14 |
| Single..... | 948 | 346 | 289 | 136 | 75 | 36 | 37 | 15 | 4 | 7 | 3 |
| Married..... | 4,632 | | 66 | 348 | 600 | 675 | 1,223 | 952 | 562 | 197 | 9 |
| Widowed..... | 573 | | 1 | 6 | 9 | 11 | 47 | 93 | 156 | 248 | 2 |
| Divorced..... | 16 | | | 1 | 3 | 1 | 3 | 4 | 1 | 3 | |
| Unknown..... | 4 | | | | | | 1 | | | 3 | |
| Colored (total) ¹ | 15,391 | 6,070 | 1,727 | 1,435 | 1,038 | 862 | 1,604 | 1,219 | 727 | 520 | 169 |
| Single..... | 8,064 | 6,057 | 1,844 | 447 | 85 | 35 | 30 | 18 | 12 | 9 | 27 |
| Married..... | 5,780 | 10 | 345 | 865 | 841 | 723 | 1,346 | 927 | 446 | 193 | 84 |
| Widowed..... | 1,347 | 3 | 26 | 91 | 99 | 81 | 192 | 263 | 262 | 308 | 22 |
| Divorced..... | 140 | | 9 | 26 | 30 | 22 | 36 | 8 | 6 | 3 | 3 |
| Unknown..... | 60 | | 3 | 6 | 3 | 1 | | 3 | 1 | 7 | 36 |
| Persons of negro descent..... | 9,322 | 3,627 | 1,114 | 951 | 638 | 494 | 925 | 737 | 444 | 313 | 79 |
| Single..... | 5,032 | 3,627 | 909 | 351 | 59 | 28 | 20 | 9 | 7 | 8 | 14 |
| Married..... | 3,496 | | 183 | 534 | 491 | 408 | 781 | 589 | 318 | 154 | 38 |
| Widowed..... | 672 | | 14 | 43 | 61 | 41 | 103 | 135 | 116 | 145 | 14 |
| Divorced..... | 95 | | 6 | 19 | 25 | 17 | 21 | 3 | 2 | 2 | |
| Unknown..... | 27 | | 2 | 4 | 2 | | | 1 | 1 | 4 | 13 |

¹ Persons of negro descent, Chinese, Japanese, and Indians.

STATISTICS OF POPULATION.

TABLE 30.—CONJUGAL CONDITION OF THE AGGREGATE POPULATION, CLASSIFIED BY SEX, GENERAL NATIVITY, COLOR, AND AGE PERIODS, BY STATES AND TERRITORIES: 1900—Continued.

OREGON.

| SEX, GENERAL NATIVITY, COLOR, AND CONJUGAL CONDITION. | Aggregate. | Under 15 years. | 15 to 19 years. | 20 to 24 years. | 25 to 29 years. | 30 to 34 years. | 35 to 44 years. | 45 to 54 years. | 55 to 64 years. | 65 years and over. | Age unknown. |
|---|------------|-----------------|-----------------|-----------------|-----------------|-----------------|-----------------|-----------------|-----------------|--------------------|--------------|
| MALES. | | | | | | | | | | | |
| Aggregate..... | 232,985 | 64,067 | 20,357 | 20,066 | 19,661 | 19,678 | 38,026 | 25,510 | 14,457 | 10,397 | 766 |
| Single..... | 144,869 | 64,064 | 20,280 | 17,633 | 12,448 | 8,698 | 12,165 | 5,662 | 2,372 | 1,255 | 292 |
| Married..... | 77,883 | 3 | 62 | 2,321 | 6,912 | 10,446 | 23,968 | 17,582 | 10,103 | 6,405 | 81 |
| Widowed..... | 8,063 | 2 | 2 | 38 | 143 | 305 | 1,886 | 1,891 | 1,744 | 2,537 | 17 |
| Divorced..... | 1,312 | 3 | 3 | 17 | 85 | 152 | 347 | 329 | 203 | 171 | 5 |
| Unknown..... | 858 | 10 | 10 | 57 | 73 | 77 | 160 | 46 | 35 | 29 | 371 |
| Native white—native parents..... | 138,782 | 43,638 | 13,362 | 12,496 | 11,769 | 10,900 | 19,150 | 12,474 | 7,933 | 6,506 | 554 |
| Single..... | 87,192 | 43,637 | 13,312 | 10,742 | 6,897 | 4,277 | 4,753 | 1,874 | 890 | 644 | 166 |
| Married..... | 45,462 | 1 | 42 | 1,675 | 4,665 | 6,285 | 13,310 | 9,366 | 5,929 | 4,136 | 53 |
| Widowed..... | 4,717 | 1 | 1 | 30 | 93 | 198 | 809 | 996 | 982 | 1,597 | 11 |
| Divorced..... | 823 | 3 | 3 | 16 | 60 | 93 | 211 | 212 | 118 | 111 | 4 |
| Unknown..... | 583 | 4 | 4 | 33 | 54 | 47 | 67 | 26 | 14 | 18 | 320 |
| Native white—foreign parents..... | 44,816 | 18,375 | 4,998 | 4,287 | 3,683 | 3,374 | 5,340 | 2,702 | 1,207 | 805 | 40 |
| Single..... | 33,904 | 18,373 | 4,990 | 3,886 | 2,500 | 1,529 | 1,690 | 613 | 197 | 98 | 28 |
| Married..... | 9,826 | 2 | 6 | 393 | 1,149 | 1,756 | 3,386 | 1,825 | 843 | 462 | 4 |
| Widowed..... | 847 | 1 | 1 | 4 | 20 | 49 | 185 | 219 | 145 | 224 | 4 |
| Divorced..... | 202 | 1 | 1 | 13 | 35 | 69 | 69 | 42 | 22 | 21 | 8 |
| Unknown..... | 37 | 1 | 1 | 4 | 6 | 5 | 10 | 3 | 1 | 1 | 8 |
| Foreign white..... | 33,885 | 924 | 1,133 | 1,921 | 2,754 | 4,040 | 9,037 | 6,848 | 4,319 | 2,823 | 86 |
| Single..... | 18,634 | 924 | 1,131 | 1,767 | 1,925 | 1,958 | 2,926 | 1,656 | 854 | 476 | 37 |
| Married..... | 17,871 | 2 | 2 | 149 | 795 | 2,010 | 5,713 | 4,711 | 2,844 | 1,626 | 16 |
| Widowed..... | 2,023 | 1 | 1 | 1 | 23 | 44 | 309 | 424 | 545 | 673 | 4 |
| Divorced..... | 246 | 1 | 1 | 7 | 20 | 54 | 54 | 68 | 59 | 37 | 1 |
| Unknown..... | 111 | 4 | 4 | 4 | 4 | 8 | 30 | 9 | 17 | 11 | 28 |
| Colored (total) ¹ | 15,502 | 1,130 | 864 | 1,362 | 1,450 | 1,364 | 4,499 | 3,486 | 998 | 263 | 86 |
| Single..... | 10,139 | 1,130 | 847 | 1,238 | 1,126 | 934 | 2,796 | 1,589 | 481 | 37 | 61 |
| Married..... | 4,724 | 12 | 104 | 303 | 395 | 395 | 1,554 | 1,680 | 487 | 181 | 8 |
| Widowed..... | 476 | 7 | 3 | 3 | 14 | 14 | 83 | 252 | 72 | 43 | 2 |
| Divorced..... | 36 | 1 | 1 | 5 | 4 | 13 | 7 | 7 | 4 | 2 | 2 |
| Unknown..... | 127 | 5 | 16 | 9 | 17 | 53 | 8 | 4 | 4 | 15 | 15 |
| Persons of negro descent..... | 677 | 79 | 32 | 60 | 89 | 123 | 166 | 72 | 28 | 19 | 4 |
| Single..... | 467 | 79 | 32 | 57 | 74 | 91 | 94 | 26 | 9 | 3 | 2 |
| Married..... | 173 | 1 | 1 | 3 | 13 | 34 | 63 | 39 | 11 | 9 | 1 |
| Widowed..... | 27 | 1 | 1 | 1 | 2 | 2 | 6 | 6 | 6 | 6 | 1 |
| Divorced..... | 9 | 1 | 1 | 2 | 1 | 1 | 3 | 1 | 1 | 1 | 1 |
| Unknown..... | 1 | 1 | 1 | 1 | 1 | 1 | 1 | 1 | 1 | 1 | 1 |
| FEMALES. | | | | | | | | | | | |
| Aggregate..... | 180,551 | 62,063 | 19,449 | 17,903 | 15,219 | 13,778 | 22,563 | 14,419 | 8,908 | 6,078 | 166 |
| Single..... | 96,359 | 62,059 | 17,526 | 9,224 | 3,723 | 1,656 | 1,376 | 427 | 215 | 113 | 40 |
| Married..... | 72,757 | 7 | 1,890 | 8,376 | 10,971 | 11,425 | 19,367 | 11,877 | 6,207 | 2,564 | 73 |
| Widowed..... | 10,206 | 20 | 183 | 338 | 499 | 1,484 | 1,923 | 2,398 | 2,398 | 3,347 | 14 |
| Divorced..... | 1,106 | 11 | 104 | 173 | 185 | 324 | 177 | 82 | 47 | 7 | 39 |
| Unknown..... | 123 | 2 | 16 | 14 | 10 | 12 | 15 | 6 | 6 | 4 | 39 |
| Native white—native parents..... | 117,343 | 42,223 | 13,064 | 11,949 | 9,628 | 8,427 | 13,628 | 8,907 | 5,647 | 3,748 | 122 |
| Single..... | 63,634 | 42,216 | 11,580 | 5,677 | 2,108 | 896 | 724 | 229 | 112 | 62 | 30 |
| Married..... | 46,676 | 5 | 1,459 | 6,066 | 7,191 | 7,094 | 11,787 | 7,392 | 4,009 | 1,624 | 49 |
| Widowed..... | 6,200 | 15 | 123 | 210 | 291 | 291 | 897 | 1,157 | 1,469 | 2,031 | 7 |
| Divorced..... | 746 | 8 | 72 | 110 | 138 | 211 | 122 | 55 | 30 | 30 | 36 |
| Unknown..... | 87 | 2 | 11 | 9 | 8 | 9 | 9 | 7 | 2 | 1 | 36 |
| Native white—foreign parents..... | 39,780 | 17,850 | 5,017 | 4,066 | 3,361 | 2,703 | 3,864 | 1,695 | 791 | 422 | 11 |
| Single..... | 27,028 | 17,848 | 4,713 | 2,518 | 1,050 | 442 | 331 | 75 | 29 | 15 | 7 |
| Married..... | 11,354 | 2 | 298 | 1,487 | 2,199 | 2,130 | 3,204 | 1,358 | 522 | 152 | 2 |
| Widowed..... | 1,220 | 3 | 37 | 70 | 106 | 106 | 270 | 244 | 238 | 251 | 1 |
| Divorced..... | 171 | 3 | 21 | 40 | 25 | 58 | 18 | 2 | 4 | 4 | 1 |
| Unknown..... | 7 | 2 | 3 | 2 | 2 | 1 | 1 | 1 | 1 | 1 | 1 |
| Foreign white..... | 19,976 | 884 | 1,049 | 1,588 | 1,952 | 2,406 | 4,675 | 3,520 | 2,279 | 1,600 | 23 |
| Single..... | 3,997 | 884 | 961 | 890 | 472 | 282 | 292 | 115 | 69 | 31 | 1 |
| Married..... | 13,461 | 87 | 87 | 677 | 1,420 | 2,027 | 4,065 | 2,911 | 1,565 | 692 | 17 |
| Widowed..... | 2,370 | 1 | 13 | 42 | 77 | 77 | 276 | 466 | 625 | 866 | 4 |
| Divorced..... | 126 | 6 | 6 | 15 | 18 | 40 | 23 | 23 | 17 | 7 | 1 |
| Unknown..... | 22 | 2 | 2 | 3 | 3 | 2 | 2 | 5 | 3 | 4 | 1 |
| Colored (total) ¹ | 3,452 | 1,111 | 319 | 300 | 278 | 242 | 396 | 297 | 191 | 308 | 10 |
| Single..... | 1,700 | 1,111 | 272 | 139 | 93 | 86 | 29 | 8 | 5 | 5 | 2 |
| Married..... | 1,266 | 46 | 146 | 161 | 174 | 311 | 311 | 216 | 111 | 96 | 5 |
| Widowed..... | 416 | 1 | 10 | 16 | 25 | 41 | 56 | 66 | 66 | 199 | 2 |
| Divorced..... | 63 | 5 | 5 | 8 | 7 | 15 | 14 | 8 | 6 | 6 | 2 |
| Unknown..... | 7 | 1 | 1 | 1 | 1 | 1 | 3 | 1 | 1 | 2 | 1 |
| Persons of negro descent..... | 428 | 83 | 29 | 59 | 74 | 51 | 76 | 26 | 13 | 16 | 1 |
| Single..... | 221 | 83 | 26 | 37 | 45 | 17 | 11 | 1 | 1 | 1 | 1 |
| Married..... | 142 | 3 | 3 | 21 | 23 | 26 | 43 | 15 | 6 | 5 | 5 |
| Widowed..... | 57 | 1 | 1 | 5 | 8 | 18 | 9 | 6 | 6 | 10 | 1 |
| Divorced..... | 8 | 1 | 1 | 1 | 1 | 4 | 4 | 2 | 2 | 2 | 1 |
| Unknown..... | 1 | 1 | 1 | 1 | 1 | 1 | 1 | 1 | 1 | 1 | 1 |

¹ Persons of negro descent, Chinese, Japanese, and Indians.

CONJUGAL CONDITION.

TABLE 30.—CONJUGAL CONDITION OF THE AGGREGATE POPULATION, CLASSIFIED BY SEX, GENERAL NATIVITY, COLOR, AND AGE PERIODS, BY STATES AND TERRITORIES: 1900—Continued.

PENNSYLVANIA.

| SEX, GENERAL NATIVITY, COLOR, AND CONJUGAL CONDITION. | Aggregate. | Under 15 years. | 15 to 19 years. | 20 to 24 years. | 25 to 29 years. | 30 to 34 years. | 35 to 44 years. | 45 to 54 years. | 55 to 64 years. | 65 years and over. | Age unknown. |
|---|------------|-----------------|-----------------|-----------------|-----------------|-----------------|-----------------|-----------------|-----------------|--------------------|--------------|
| MALES. | | | | | | | | | | | |
| Aggregate..... | 3,204,541 | 1,028,500 | 299,530 | 300,469 | 295,786 | 262,310 | 428,888 | 284,700 | 172,429 | 124,185 | 7,794 |
| Single..... | 1,899,437 | 1,028,442 | 297,089 | 239,457 | 138,094 | 71,618 | 72,058 | 29,994 | 13,081 | 7,203 | 2,401 |
| Married..... | 1,200,094 | 44 | 2,134 | 59,431 | 154,408 | 185,447 | 341,547 | 235,646 | 138,184 | 81,043 | 2,210 |
| Widowed..... | 94,391 | 2 | 36 | 655 | 2,286 | 4,263 | 13,435 | 17,778 | 20,330 | 35,820 | 291 |
| Divorced..... | 3,930 | 1 | 8 | 132 | 369 | 540 | 1,125 | 887 | 565 | 269 | 84 |
| Unknown..... | 6,689 | 11 | 263 | 794 | 629 | 442 | 723 | 400 | 269 | 300 | 2,858 |
| Native white—native parents..... | 1,860,185 | 669,932 | 190,300 | 171,494 | 152,269 | 128,577 | 208,986 | 156,256 | 100,614 | 76,404 | 5,353 |
| Single..... | 1,144,479 | 669,899 | 188,454 | 132,012 | 64,016 | 30,985 | 31,262 | 15,027 | 7,090 | 4,115 | 1,619 |
| Married..... | 656,864 | 25 | 1,621 | 38,439 | 86,383 | 94,794 | 169,885 | 131,234 | 82,133 | 51,121 | 1,229 |
| Widowed..... | 51,777 | 2 | 28 | 436 | 1,312 | 2,238 | 6,758 | 9,175 | 10,869 | 20,820 | 144 |
| Divorced..... | 2,710 | 1 | 6 | 103 | 256 | 371 | 760 | 601 | 401 | 182 | 29 |
| Unknown..... | 4,355 | 5 | 196 | 504 | 302 | 189 | 321 | 219 | 121 | 166 | 2,332 |
| Native white—foreign parents..... | 710,523 | 312,518 | 71,535 | 65,301 | 62,635 | 51,531 | 81,200 | 40,569 | 16,302 | 8,444 | 443 |
| Single..... | 517,516 | 312,509 | 71,280 | 56,071 | 35,115 | 17,776 | 17,109 | 5,290 | 1,580 | 621 | 165 |
| Married..... | 180,948 | 7 | 229 | 9,006 | 26,904 | 32,633 | 61,102 | 32,580 | 12,779 | 5,510 | 198 |
| Widowed..... | 10,978 | 2 | 2 | 108 | 461 | 1,001 | 2,692 | 2,547 | 1,872 | 2,281 | 14 |
| Divorced..... | 607 | 1 | 17 | 69 | 107 | 215 | 126 | 55 | 18 | 14 | 66 |
| Unknown..... | 479 | 2 | 24 | 99 | 86 | 64 | 82 | 26 | 16 | 14 | 66 |
| Foreign white..... | 551,591 | 26,411 | 30,741 | 53,110 | 70,122 | 73,477 | 125,453 | 80,795 | 52,341 | 37,611 | 1,530 |
| Single..... | 187,617 | 26,401 | 30,468 | 42,797 | 33,340 | 19,504 | 19,951 | 8,396 | 4,006 | 2,297 | 457 |
| Married..... | 333,394 | 10 | 230 | 10,072 | 36,201 | 53,008 | 101,865 | 66,844 | 41,072 | 23,466 | 626 |
| Widowed..... | 28,564 | 8 | 8 | 79 | 364 | 767 | 3,241 | 5,291 | 7,045 | 11,673 | 96 |
| Divorced..... | 478 | 1 | 7 | 28 | 44 | 113 | 126 | 94 | 62 | 3 | 3 |
| Unknown..... | 1,538 | 34 | 155 | 189 | 154 | 283 | 138 | 124 | 113 | 348 | 348 |
| Colored (total) ¹ | 82,237 | 19,639 | 6,954 | 10,564 | 10,760 | 8,675 | 13,249 | 7,080 | 3,172 | 1,676 | 468 |
| Single..... | 49,825 | 19,633 | 6,837 | 8,577 | 5,623 | 3,353 | 3,736 | 1,281 | 405 | 170 | 160 |
| Married..... | 28,388 | 2 | 54 | 1,914 | 4,920 | 5,012 | 8,695 | 4,988 | 2,200 | 946 | 157 |
| Widowed..... | 3,072 | 3 | 32 | 149 | 257 | 744 | 760 | 544 | 546 | 37 | 37 |
| Divorced..... | 135 | 1 | 5 | 16 | 18 | 37 | 34 | 15 | 7 | 2 | 2 |
| Unknown..... | 317 | 4 | 9 | 36 | 52 | 35 | 37 | 17 | 8 | 7 | 112 |
| Persons of negro descent..... | 79,348 | 19,421 | 6,486 | 10,180 | 10,442 | 8,329 | 12,449 | 6,790 | 3,127 | 1,673 | 451 |
| Single..... | 47,584 | 19,415 | 6,419 | 8,214 | 5,361 | 3,103 | 3,228 | 1,136 | 385 | 170 | 153 |
| Married..... | 28,276 | 2 | 94 | 1,894 | 4,866 | 4,922 | 8,413 | 4,849 | 2,177 | 946 | 153 |
| Widowed..... | 3,055 | 3 | 32 | 148 | 254 | 741 | 764 | 543 | 543 | 37 | 37 |
| Divorced..... | 135 | 1 | 5 | 16 | 18 | 37 | 34 | 15 | 7 | 2 | 2 |
| Unknown..... | 298 | 4 | 9 | 35 | 51 | 32 | 30 | 17 | 7 | 7 | 106 |
| FEMALES. | | | | | | | | | | | |
| Aggregate..... | 3,097,574 | 1,012,477 | 299,553 | 303,627 | 279,177 | 237,053 | 384,519 | 264,832 | 174,501 | 137,682 | 4,153 |
| Single..... | 1,704,133 | 1,012,324 | 276,010 | 174,374 | 86,996 | 45,574 | 53,001 | 27,347 | 15,576 | 11,615 | 1,316 |
| Married..... | 1,165,445 | 136 | 23,137 | 126,541 | 185,887 | 182,010 | 301,412 | 194,205 | 105,125 | 45,617 | 1,375 |
| Widowed..... | 219,765 | 2 | 210 | 2,002 | 5,191 | 8,429 | 28,268 | 42,101 | 53,107 | 79,877 | 573 |
| Divorced..... | 5,328 | 2 | 54 | 433 | 836 | 864 | 1,536 | 936 | 477 | 179 | 11 |
| Unknown..... | 2,908 | 13 | 142 | 277 | 267 | 176 | 302 | 243 | 216 | 394 | 873 |
| Native white—native parents..... | 1,868,908 | 659,317 | 190,353 | 176,943 | 153,689 | 123,237 | 209,821 | 155,392 | 106,063 | 86,097 | 2,491 |
| Single..... | 1,071,706 | 659,225 | 175,833 | 99,079 | 46,207 | 24,657 | 29,919 | 17,431 | 10,536 | 8,028 | 776 |
| Married..... | 671,925 | 81 | 14,778 | 76,270 | 104,109 | 93,691 | 165,084 | 116,020 | 66,567 | 29,531 | 794 |
| Widowed..... | 119,664 | 1 | 184 | 1,121 | 2,640 | 4,192 | 13,600 | 21,134 | 28,479 | 48,125 | 238 |
| Divorced..... | 3,723 | 1 | 36 | 315 | 592 | 598 | 1,046 | 657 | 358 | 131 | 5 |
| Unknown..... | 1,885 | 10 | 72 | 153 | 151 | 89 | 172 | 150 | 123 | 282 | 673 |
| Native white—foreign parents..... | 719,500 | 307,537 | 72,309 | 70,050 | 65,463 | 52,940 | 82,656 | 40,651 | 17,538 | 10,040 | 316 |
| Single..... | 489,533 | 307,513 | 69,429 | 48,289 | 27,024 | 13,322 | 14,988 | 5,163 | 2,004 | 1,162 | 139 |
| Married..... | 199,650 | 21 | 2,801 | 21,270 | 37,005 | 36,883 | 60,444 | 28,338 | 9,829 | 2,933 | 106 |
| Widowed..... | 29,087 | 27 | 356 | 1,217 | 2,028 | 6,879 | 6,982 | 5,646 | 5,915 | 37 | 37 |
| Divorced..... | 904 | 2 | 70 | 153 | 172 | 301 | 130 | 46 | 21 | 2 | 2 |
| Unknown..... | 326 | 1 | 43 | 65 | 64 | 35 | 44 | 18 | 13 | 9 | 84 |
| Foreign white..... | 430,952 | 24,936 | 28,067 | 45,492 | 50,369 | 49,014 | 81,695 | 62,994 | 43,039 | 39,338 | 1,003 |
| Single..... | 101,399 | 24,903 | 23,136 | 20,732 | 10,689 | 5,643 | 6,665 | 4,196 | 2,311 | 2,218 | 306 |
| Married..... | 265,526 | 31 | 4,317 | 24,339 | 33,746 | 41,726 | 68,916 | 46,457 | 27,465 | 12,688 | 341 |
| Widowed..... | 62,962 | 1 | 36 | 310 | 834 | 1,538 | 5,921 | 12,151 | 17,622 | 24,318 | 231 |
| Divorced..... | 517 | 8 | 28 | 68 | 67 | 125 | 128 | 65 | 25 | 3 | 3 |
| Unknown..... | 543 | 1 | 20 | 33 | 32 | 40 | 65 | 65 | 76 | 89 | 127 |
| Colored (total) ¹ | 78,214 | 20,687 | 8,319 | 11,142 | 9,656 | 6,862 | 10,347 | 5,795 | 2,361 | 2,207 | 338 |
| Single..... | 41,495 | 20,683 | 7,557 | 6,224 | 3,076 | 1,442 | 1,429 | 557 | 225 | 207 | 95 |
| Married..... | 28,344 | 3 | 741 | 4,662 | 6,027 | 4,710 | 6,963 | 3,370 | 1,264 | 465 | 134 |
| Widowed..... | 8,052 | 13 | 215 | 500 | 671 | 1,868 | 1,864 | 1,360 | 1,360 | 1,519 | 72 |
| Divorced..... | 179 | 1 | 20 | 33 | 27 | 61 | 24 | 8 | 2 | 2 | 3 |
| Unknown..... | 144 | 1 | 7 | 21 | 20 | 12 | 21 | 10 | 4 | 14 | 34 |
| Persons of negro descent..... | 77,497 | 20,526 | 7,955 | 10,998 | 9,636 | 6,855 | 10,338 | 5,793 | 2,353 | 2,203 | 335 |
| Single..... | 40,315 | 20,522 | 7,195 | 6,087 | 3,060 | 1,440 | 1,427 | 557 | 225 | 207 | 95 |
| Married..... | 28,314 | 3 | 739 | 4,656 | 6,023 | 4,706 | 6,961 | 3,363 | 1,262 | 465 | 131 |
| Widowed..... | 3,046 | 13 | 215 | 500 | 670 | 1,868 | 1,864 | 1,359 | 1,359 | 1,515 | 72 |
| Divorced..... | 179 | 1 | 20 | 33 | 27 | 61 | 24 | 8 | 2 | 2 | 3 |
| Unknown..... | 143 | 1 | 7 | 20 | 20 | 12 | 21 | 10 | 4 | 14 | 34 |

¹Persons of negro descent, Chinese, Japanese, and Indians.

STATISTICS OF POPULATION.

TABLE 30.—CONJUGAL CONDITION OF THE AGGREGATE POPULATION, CLASSIFIED BY SEX, GENERAL NATIVITY, COLOR, AND AGE PERIODS, BY STATES AND TERRITORIES: 1900—Continued.

RHODE ISLAND.

| SEX, GENERAL NATIVITY, COLOR, AND CONJUGAL CONDITION. | Aggregate. | Under 15 years. | 15 to 19 years. | 20 to 24 years. | 25 to 29 years. | 30 to 34 years. | 35 to 44 years. | 45 to 54 years. | 55 to 64 years. | 65 years and over. | Age unknown. |
|---|------------|-----------------|-----------------|-----------------|-----------------|-----------------|-----------------|-----------------|-----------------|--------------------|--------------|
| MALES. | | | | | | | | | | | |
| Aggregate..... | 210,516 | 60,024 | 19,505 | 20,419 | 20,261 | 18,127 | 29,341 | 20,728 | 12,614 | 8,893 | 604 |
| Single..... | 121,041 | 60,019 | 19,877 | 16,792 | 10,416 | 5,449 | 5,242 | 2,208 | 883 | 518 | 187 |
| Married..... | 80,563 | 5 | 121 | 8,538 | 9,570 | 12,225 | 22,740 | 16,831 | 9,844 | 5,569 | 119 |
| Widowed..... | 7,733 | | 1 | 87 | 191 | 341 | 1,130 | 1,482 | 1,789 | 2,744 | 18 |
| Divorced..... | 687 | | | 25 | 53 | 88 | 196 | 190 | 87 | 52 | 1 |
| Unknown..... | 492 | | 6 | 27 | 81 | 28 | 33 | 17 | 11 | 10 | 329 |
| Native white—native parents..... | 71,770 | 19,584 | 6,128 | 6,025 | 5,685 | 5,160 | 9,270 | 8,313 | 5,933 | 5,328 | 394 |
| Single..... | 38,180 | 19,582 | 6,085 | 4,844 | 2,673 | 1,472 | 1,642 | 1,026 | 510 | 350 | 46 |
| Married..... | 29,431 | 2 | 43 | 1,144 | 2,912 | 3,515 | 7,137 | 6,613 | 4,624 | 8,400 | 41 |
| Widowed..... | 3,358 | | | 13 | 68 | 115 | 357 | 547 | 724 | 1,527 | 7 |
| Divorced..... | 456 | | | 15 | 25 | 55 | 125 | 121 | 68 | 46 | |
| Unknown..... | 345 | | | 9 | 7 | 3 | 8 | 6 | 7 | 5 | 300 |
| Native white—foreign parents..... | 68,491 | 38,914 | 7,898 | 6,901 | 5,781 | 4,332 | 6,093 | 2,549 | 766 | 234 | 23 |
| Single..... | 55,307 | 38,912 | 7,863 | 6,068 | 3,604 | 1,811 | 1,560 | 379 | 89 | 12 | 14 |
| Married..... | 12,237 | 2 | 33 | 817 | 2,110 | 2,420 | 4,205 | 1,929 | 570 | 143 | 8 |
| Widowed..... | 825 | | 1 | 13 | 47 | 79 | 288 | 213 | 104 | 79 | 1 |
| Divorced..... | 102 | | | 6 | 14 | 17 | 84 | 23 | 3 | | |
| Unknown..... | 20 | | 1 | 2 | 6 | 5 | 6 | | | | |
| Foreign white..... | 65,571 | 5,480 | 5,139 | 6,997 | 8,240 | 8,165 | 13,190 | 9,327 | 5,660 | 3,215 | 158 |
| Single..... | 24,895 | 5,479 | 5,092 | 5,499 | 3,831 | 1,981 | 1,834 | 705 | 261 | 143 | 70 |
| Married..... | 37,087 | 1 | 42 | 1,472 | 4,312 | 6,018 | 10,859 | 7,896 | 4,468 | 1,964 | 55 |
| Widowed..... | 3,302 | | | 8 | 69 | 139 | 446 | 679 | 913 | 1,099 | 9 |
| Divorced..... | 112 | | | 4 | 10 | 7 | 32 | 37 | 15 | 6 | 1 |
| Unknown..... | 115 | | 5 | 14 | 18 | 20 | 19 | 10 | 3 | 3 | 23 |
| Colored (total) ¹ | 4,684 | 1,096 | 340 | 496 | 555 | 470 | 788 | 539 | 255 | 116 | 29 |
| Single..... | 2,659 | 1,096 | 337 | 386 | 308 | 185 | 206 | 98 | 23 | 13 | 7 |
| Married..... | 1,808 | | 3 | 105 | 236 | 273 | 539 | 393 | 182 | 62 | 15 |
| Widowed..... | 188 | | | 3 | 7 | 8 | 39 | 43 | 48 | 39 | 1 |
| Divorced..... | 17 | | | | 4 | 4 | 4 | 4 | 1 | | |
| Unknown..... | 12 | | | 2 | | | | | 1 | 2 | 6 |
| Persons of negro descent..... | 4,290 | 1,092 | 333 | 468 | 506 | 380 | 642 | 479 | 247 | 114 | 29 |
| Single..... | 2,421 | 1,092 | 331 | 364 | 268 | 120 | 136 | 70 | 21 | 12 | 7 |
| Married..... | 1,653 | | 2 | 99 | 227 | 248 | 463 | 362 | 176 | 61 | 15 |
| Widowed..... | 187 | | | 3 | 7 | 8 | 39 | 42 | 48 | 39 | 1 |
| Divorced..... | 17 | | | | 4 | 4 | 4 | 4 | 1 | | |
| Unknown..... | 12 | | | 2 | | | | 1 | 1 | 2 | 6 |
| FEMALES. | | | | | | | | | | | |
| Aggregate..... | 218,040 | 60,447 | 19,787 | 22,399 | 21,451 | 17,880 | 29,759 | 21,119 | 13,933 | 10,905 | 310 |
| Single..... | 118,554 | 60,442 | 18,707 | 15,082 | 8,778 | 4,637 | 5,414 | 2,722 | 1,568 | 1,099 | 107 |
| Married..... | 79,800 | 2 | 1,082 | 7,139 | 12,179 | 12,451 | 21,643 | 14,312 | 7,677 | 3,257 | 78 |
| Widowed..... | 18,460 | 3 | 7 | 110 | 344 | 628 | 2,389 | 3,845 | 4,621 | 6,485 | 28 |
| Divorced..... | 1,059 | | 7 | 63 | 137 | 156 | 307 | 230 | 105 | 52 | 2 |
| Unknown..... | 167 | | 4 | 5 | 15 | 8 | 6 | 10 | 12 | 12 | 95 |
| Native white—native parents..... | 73,216 | 19,468 | 6,027 | 6,087 | 5,821 | 5,073 | 9,324 | 8,290 | 6,448 | 6,506 | 172 |
| Single..... | 37,176 | 19,466 | 5,651 | 3,917 | 2,205 | 1,290 | 1,766 | 1,250 | 875 | 714 | 42 |
| Married..... | 27,486 | 1 | 368 | 2,101 | 3,445 | 3,512 | 6,724 | 5,654 | 3,668 | 1,979 | 34 |
| Widowed..... | 7,789 | | 2 | 34 | 98 | 173 | 647 | 1,239 | 1,825 | 3,759 | 6 |
| Divorced..... | 643 | | 5 | 33 | 67 | 91 | 184 | 143 | 73 | 45 | 2 |
| Unknown..... | 122 | | 1 | 2 | 6 | 2 | 3 | 4 | 7 | 9 | 88 |
| Native white—foreign parents..... | 71,801 | 34,257 | 7,867 | 7,508 | 6,634 | 4,880 | 6,735 | 2,809 | 797 | 292 | 22 |
| Single..... | 55,244 | 34,257 | 7,599 | 5,661 | 3,480 | 1,826 | 1,780 | 476 | 112 | 36 | 17 |
| Married..... | 14,552 | | 267 | 1,802 | 3,030 | 2,352 | 4,289 | 1,796 | 432 | 81 | 3 |
| Widowed..... | 1,821 | | | 27 | 91 | 170 | 606 | 507 | 245 | 174 | 1 |
| Divorced..... | 180 | | 1 | 18 | 32 | 31 | 60 | 29 | 8 | 1 | |
| Unknown..... | 4 | | | | 1 | 1 | | 1 | | | 1 |
| Foreign white..... | 68,201 | 5,604 | 5,465 | 8,212 | 8,484 | 7,536 | 12,945 | 9,512 | 6,463 | 3,897 | 83 |
| Single..... | 23,716 | 5,602 | 5,070 | 5,149 | 2,901 | 1,427 | 1,723 | 937 | 548 | 325 | 34 |
| Married..... | 36,058 | | 321 | 3,019 | 5,409 | 5,840 | 10,164 | 6,588 | 3,460 | 1,151 | 36 |
| Widowed..... | 8,198 | | 2 | 35 | 137 | 237 | 1,002 | 1,935 | 2,428 | 2,412 | 9 |
| Divorced..... | 193 | | | 6 | 30 | 27 | 53 | 48 | 22 | 6 | |
| Unknown..... | 36 | | 1 | 3 | 7 | 5 | 3 | 4 | 5 | 3 | 4 |
| Colored (total) ¹ | 4,822 | 1,118 | 428 | 592 | 512 | 391 | 755 | 503 | 275 | 210 | 33 |
| Single..... | 2,413 | 1,117 | 387 | 355 | 190 | 94 | 145 | 59 | 33 | 24 | 14 |
| Married..... | 1,704 | 1 | 36 | 217 | 295 | 247 | 466 | 274 | 117 | 46 | 5 |
| Widowed..... | 652 | | 4 | 14 | 8 | 43 | 134 | 164 | 123 | 140 | 12 |
| Divorced..... | 43 | | | 6 | 8 | 7 | 10 | 10 | 2 | | |
| Unknown..... | 5 | | 1 | | 1 | | | 1 | | | 2 |
| Persons of negro descent..... | 4,802 | 1,113 | 428 | 590 | 511 | 391 | 752 | 503 | 274 | 207 | 33 |
| Single..... | 2,410 | 1,112 | 387 | 355 | 189 | 94 | 144 | 58 | 33 | 24 | 14 |
| Married..... | 1,697 | 1 | 36 | 215 | 295 | 247 | 465 | 271 | 117 | 45 | 5 |
| Widowed..... | 647 | | 4 | 14 | 8 | 43 | 133 | 163 | 122 | 138 | 12 |
| Divorced..... | 43 | | | 6 | 8 | 7 | 10 | 10 | 2 | | |
| Unknown..... | 5 | | 1 | | 1 | | | 1 | | | 2 |

¹ Persons of negro descent, Chinese, Japanese, and Indians.

CONJUGAL CONDITION.

TABLE 30.—CONJUGAL CONDITION OF THE AGGREGATE POPULATION, CLASSIFIED BY SEX, GENERAL NATIVITY, COLOR, AND AGE PERIODS, BY STATES AND TERRITORIES: 1900—Continued.

SOUTH CAROLINA.

| SEX, GENERAL NATIVITY, COLOR, AND CONJUGAL CONDITION. | Aggregate. | Under 15 years. | 15 to 19 years. | 20 to 24 years. | 25 to 29 years. | 30 to 34 years. | 35 to 44 years. | 45 to 54 years. | 55 to 64 years. | 65 years and over. | Age unknown. |
|---|------------|-----------------|-----------------|-----------------|-----------------|-----------------|-----------------|-----------------|-----------------|--------------------|--------------|
| MALES. | | | | | | | | | | | |
| Aggregate..... | 664,895 | 288,570 | 76,992 | 66,311 | 46,137 | 35,046 | 59,365 | 44,639 | 27,491 | 19,388 | 956 |
| Single..... | 432,141 | 288,539 | 74,565 | 40,225 | 13,239 | 5,575 | 5,338 | 2,481 | 1,111 | 788 | 330 |
| Married..... | 215,607 | 21 | 2,208 | 25,315 | 31,391 | 28,447 | 51,115 | 38,705 | 23,162 | 14,312 | 431 |
| Widowed..... | 15,861 | 2 | 43 | 486 | 338 | 931 | 2,775 | 3,340 | 3,137 | 4,267 | 42 |
| Divorced..... | 275 | | | 23 | 51 | 27 | 51 | 53 | 45 | 24 | 1 |
| Unknown..... | 1,011 | 8 | 176 | 262 | 113 | 66 | 86 | 60 | 36 | 47 | 152 |
| Native white—native parents..... | 272,312 | 111,090 | 31,124 | 27,542 | 20,433 | 15,655 | 26,680 | 21,430 | 10,761 | 7,243 | 349 |
| Single..... | 177,229 | 111,081 | 30,343 | 19,609 | 7,737 | 3,188 | 2,915 | 1,377 | 531 | 329 | 114 |
| Married..... | 88,940 | 8 | 737 | 7,768 | 12,401 | 12,134 | 22,765 | 18,656 | 9,066 | 5,269 | 136 |
| Widowed..... | 5,788 | 1 | 14 | 110 | 255 | 310 | 964 | 1,357 | 1,141 | 1,627 | 11 |
| Divorced..... | 75 | | | 6 | 12 | 6 | 10 | 19 | 15 | 7 | |
| Unknown..... | 280 | | 25 | 49 | 35 | 17 | 26 | 21 | 8 | 11 | 88 |
| Native white—foreign parents..... | 5,676 | 1,708 | 557 | 598 | 533 | 468 | 868 | 500 | 251 | 188 | 5 |
| Single..... | 3,637 | 1,708 | 553 | 519 | 344 | 186 | 216 | 74 | 23 | 12 | 2 |
| Married..... | 1,890 | | 3 | 79 | 186 | 274 | 630 | 392 | 201 | 123 | 2 |
| Widowed..... | 145 | | 1 | | 3 | 7 | 20 | 33 | 27 | 53 | 1 |
| Divorced..... | 3 | | | | | | 2 | 1 | | | |
| Unknown..... | 1 | | | | | 1 | | | | | |
| Foreign white..... | 3,159 | 81 | 76 | 168 | 253 | 331 | 635 | 598 | 521 | 492 | 4 |
| Single..... | 794 | 81 | 76 | 141 | 123 | 87 | 117 | 88 | 41 | 39 | 1 |
| Married..... | 2,045 | | | 24 | 129 | 238 | 492 | 454 | 404 | 301 | 3 |
| Widowed..... | 308 | | | 2 | 1 | 4 | 28 | 53 | 73 | 152 | |
| Divorced..... | 2 | | | | | | | | 2 | | |
| Unknown..... | 10 | | | 1 | | 2 | 3 | 3 | 1 | | |
| Colored (total) ¹ | 383,748 | 175,691 | 45,235 | 38,003 | 24,913 | 18,592 | 31,182 | 22,111 | 15,958 | 11,465 | 598 |
| Single..... | 250,481 | 175,669 | 43,583 | 19,956 | 5,035 | 2,114 | 2,090 | 942 | 516 | 358 | 213 |
| Married..... | 122,732 | 13 | 1,468 | 17,444 | 19,175 | 15,801 | 27,228 | 19,203 | 13,491 | 8,619 | 290 |
| Widowed..... | 9,620 | 1 | 28 | 374 | 531 | 610 | 1,768 | 1,897 | 1,896 | 2,435 | 30 |
| Divorced..... | 195 | | | 17 | 39 | 21 | 39 | 33 | 28 | 17 | 1 |
| Unknown..... | 720 | 8 | 151 | 212 | 83 | 46 | 57 | 36 | 27 | 36 | 64 |
| Persons of negro descent..... | 383,626 | 175,666 | 45,230 | 37,996 | 24,897 | 18,573 | 31,147 | 22,103 | 15,955 | 11,462 | 597 |
| Single..... | 250,398 | 175,644 | 43,584 | 19,953 | 5,026 | 2,102 | 2,067 | 937 | 515 | 357 | 213 |
| Married..... | 122,701 | 13 | 1,467 | 17,442 | 19,169 | 15,794 | 27,217 | 19,201 | 13,490 | 8,618 | 290 |
| Widowed..... | 9,616 | 1 | 28 | 373 | 531 | 610 | 1,767 | 1,896 | 1,895 | 2,435 | 30 |
| Divorced..... | 195 | | | 17 | 39 | 21 | 39 | 33 | 28 | 17 | 1 |
| Unknown..... | 716 | 8 | 151 | 211 | 82 | 46 | 57 | 36 | 27 | 35 | 63 |
| FEMALES. | | | | | | | | | | | |
| Aggregate..... | 675,421 | 283,707 | 80,428 | 72,436 | 50,477 | 36,409 | 60,632 | 43,783 | 26,461 | 20,235 | 848 |
| Single..... | 406,436 | 283,562 | 66,641 | 28,679 | 10,201 | 4,587 | 5,495 | 3,319 | 2,079 | 1,627 | 246 |
| Married..... | 218,515 | 127 | 13,379 | 41,584 | 37,265 | 28,537 | 46,644 | 30,603 | 14,445 | 5,342 | 386 |
| Widowed..... | 48,901 | 2 | 318 | 1,954 | 2,331 | 3,128 | 8,270 | 9,717 | 9,864 | 12,688 | 129 |
| Divorced..... | 806 | 2 | 38 | 138 | 139 | 131 | 181 | 115 | 45 | 17 | |
| Unknown..... | 463 | 14 | 52 | 81 | 38 | 26 | 42 | 34 | 28 | 61 | 87 |
| Native white—native parents..... | 268,464 | 105,668 | 31,423 | 27,537 | 20,203 | 15,241 | 25,745 | 20,112 | 13,004 | 9,221 | 275 |
| Single..... | 160,562 | 105,598 | 26,609 | 12,989 | 4,982 | 2,317 | 3,107 | 2,242 | 1,526 | 1,114 | 78 |
| Married..... | 89,840 | 69 | 4,744 | 14,231 | 14,643 | 12,170 | 20,272 | 14,324 | 6,896 | 2,371 | 120 |
| Widowed..... | 17,773 | | 56 | 292 | 547 | 736 | 2,327 | 3,511 | 4,559 | 5,707 | 38 |
| Divorced..... | 124 | | 13 | 21 | 19 | 12 | 21 | 22 | 12 | 4 | |
| Unknown..... | 155 | 1 | 6 | 24 | 12 | 6 | 18 | 13 | 11 | 25 | 39 |
| Native white—foreign parents..... | 5,994 | 1,704 | 615 | 643 | 587 | 525 | 832 | 516 | 269 | 245 | 8 |
| Single..... | 3,575 | 1,702 | 581 | 446 | 279 | 151 | 216 | 106 | 46 | 45 | 3 |
| Married..... | 1,863 | 2 | 34 | 193 | 296 | 338 | 561 | 289 | 94 | 52 | 4 |
| Widowed..... | 547 | | | 4 | 11 | 34 | 102 | 129 | 146 | 1 | 1 |
| Divorced..... | 6 | | | | 1 | 1 | 2 | 1 | | | |
| Unknown..... | 3 | | | | | 1 | 1 | | | | |
| Foreign white..... | 2,212 | 65 | 73 | 144 | 181 | 173 | 339 | 374 | 414 | 448 | 1 |
| Single..... | 414 | 65 | 58 | 77 | 36 | 23 | 48 | 42 | 31 | 34 | |
| Married..... | 1,136 | | 15 | 62 | 133 | 147 | 253 | 232 | 133 | 101 | |
| Widowed..... | 661 | | | 5 | 7 | 3 | 33 | 100 | 200 | 312 | 1 |
| Divorced..... | 1 | | | | | | | | | 1 | |
| Unknown..... | | | | | | | | | | | |
| Colored (total) ¹ | 398,761 | 176,270 | 48,312 | 44,092 | 29,506 | 20,470 | 33,666 | 22,736 | 12,774 | 10,321 | 564 |
| Single..... | 241,885 | 176,197 | 39,393 | 15,167 | 4,904 | 2,096 | 2,124 | 929 | 476 | 434 | 165 |
| Married..... | 125,976 | 56 | 8,536 | 27,098 | 22,191 | 15,882 | 25,553 | 15,758 | 7,272 | 3,313 | 262 |
| Widowed..... | 29,920 | 2 | 262 | 1,653 | 2,266 | 2,355 | 5,808 | 5,986 | 4,976 | 6,523 | 39 |
| Divorced..... | 675 | 2 | 25 | 117 | 119 | 118 | 158 | 92 | 33 | 11 | |
| Unknown..... | 305 | 13 | 46 | 57 | 26 | 19 | 23 | 21 | 17 | 35 | 48 |
| Persons of negro descent..... | 398,695 | 176,239 | 48,305 | 44,086 | 29,502 | 20,467 | 33,661 | 22,733 | 12,772 | 10,316 | 564 |
| Single..... | 241,843 | 176,167 | 39,389 | 15,164 | 4,904 | 2,096 | 2,123 | 927 | 476 | 432 | 165 |
| Married..... | 125,961 | 56 | 8,534 | 27,096 | 22,187 | 15,879 | 25,549 | 15,753 | 7,272 | 3,313 | 262 |
| Widowed..... | 29,914 | 2 | 262 | 1,653 | 2,266 | 2,355 | 5,808 | 5,985 | 4,974 | 6,520 | 39 |
| Divorced..... | 675 | 2 | 25 | 117 | 119 | 118 | 158 | 92 | 33 | 11 | |
| Unknown..... | 302 | 12 | 45 | 56 | 26 | 19 | 23 | 21 | 17 | 35 | 48 |

¹Persons of negro descent, Chinese, Japanese, and Indians.

STATISTICS OF POPULATION.

TABLE 30.—CONJUGAL CONDITION OF THE AGGREGATE POPULATION, CLASSIFIED BY SEX, GENERAL NATIVITY, COLOR, AND AGE PERIODS, BY STATES AND TERRITORIES: 1900—Continued.

SOUTH DAKOTA.

| SEX, GENERAL NATIVITY, COLOR, AND CONJUGAL CONDITION. | Aggregate. | Under 15 years. | 15 to 19 years. | 20 to 24 years. | 25 to 29 years. | 30 to 34 years. | 35 to 44 years. | 45 to 54 years. | 55 to 64 years. | 65 years and over. | Age unknown. |
|---|------------|-----------------|-----------------|-----------------|-----------------|-----------------|-----------------|-----------------|-----------------|--------------------|--------------|
| MALES. | | | | | | | | | | | |
| Aggregate..... | 216,164 | 78,814 | 20,718 | 19,555 | 17,049 | 15,073 | 27,851 | 18,743 | 10,724 | 7,084 | 553 |
| Single..... | 139,123 | 78,809 | 20,610 | 16,883 | 9,265 | 5,018 | 5,130 | 2,079 | 900 | 315 | 164 |
| Married..... | 70,790 | 4 | 68 | 2,622 | 7,556 | 9,776 | 21,758 | 15,479 | 8,544 | 4,867 | 116 |
| Widowed..... | 5,150 | 1 | 27 | 127 | 206 | 780 | 1,002 | 1,167 | 1,167 | 1,827 | 13 |
| Divorced..... | 563 | 1 | 18 | 46 | 47 | 140 | 150 | 103 | 103 | 57 | 1 |
| Unknown..... | 538 | 1 | 38 | 55 | 55 | 26 | 43 | 33 | 10 | 18 | 259 |
| Native white—native parents..... | 73,424 | 29,537 | 7,206 | 6,544 | 5,220 | 4,485 | 8,313 | 5,871 | 3,529 | 2,323 | 396 |
| Single..... | 49,253 | 29,535 | 7,178 | 5,610 | 2,798 | 1,452 | 1,513 | 655 | 298 | 113 | 116 |
| Married..... | 21,975 | 2 | 27 | 903 | 2,343 | 2,936 | 6,487 | 4,825 | 2,783 | 1,613 | 56 |
| Widowed..... | 1,639 | 1 | 6 | 6 | 47 | 62 | 247 | 307 | 398 | 566 | 6 |
| Divorced..... | 247 | 1 | 6 | 6 | 15 | 22 | 52 | 74 | 53 | 24 | 1 |
| Unknown..... | 310 | 6 | 19 | 22 | 22 | 13 | 14 | 10 | 2 | 7 | 217 |
| Native white—foreign parents..... | 81,547 | 43,284 | 10,014 | 7,890 | 5,853 | 4,042 | 6,660 | 2,640 | 770 | 342 | 52 |
| Single..... | 66,966 | 43,284 | 9,985 | 6,990 | 3,441 | 1,481 | 1,303 | 349 | 96 | 20 | 16 |
| Married..... | 13,781 | 21 | 872 | 2,355 | 2,496 | 5,100 | 2,119 | 575 | 223 | 20 | 20 |
| Widowed..... | 626 | 1 | 8 | 32 | 53 | 210 | 141 | 88 | 98 | | |
| Divorced..... | 101 | | | 11 | 6 | 41 | 27 | 11 | 5 | | |
| Unknown..... | 73 | 6 | 20 | 14 | 6 | 6 | 4 | | 1 | | 16 |
| Foreign white..... | 50,967 | 2,223 | 2,555 | 4,222 | 5,224 | 5,944 | 11,738 | 9,192 | 5,799 | 3,977 | 93 |
| Single..... | 17,250 | 2,223 | 2,543 | 3,674 | 2,337 | 2,014 | 2,228 | 1,035 | 490 | 176 | 30 |
| Married..... | 30,314 | 9 | 526 | 2,328 | 3,884 | 3,884 | 9,132 | 7,585 | 4,634 | 2,680 | 36 |
| Widowed..... | 2,616 | | 7 | 33 | 75 | 270 | 509 | 632 | 632 | 1,084 | 6 |
| Divorced..... | 169 | | 3 | 8 | 15 | 37 | 44 | 35 | 27 | | |
| Unknown..... | 118 | 3 | 12 | 18 | 6 | 21 | 19 | 8 | 10 | | 21 |
| Colored (total) ¹ | 10,226 | 3,770 | 943 | 399 | 752 | 602 | 1,140 | 1,040 | 626 | 442 | 12 |
| Single..... | 5,654 | 3,767 | 903 | 559 | 194 | 71 | 86 | 40 | 21 | 6 | 2 |
| Married..... | 4,220 | 2 | 11 | 321 | 590 | 510 | 939 | 950 | 552 | 351 | 4 |
| Widowed..... | 269 | | 6 | 16 | 16 | 53 | 45 | 49 | 49 | 84 | 1 |
| Divorced..... | 46 | | 1 | 9 | 12 | 4 | 10 | 5 | 4 | 1 | |
| Unknown..... | 37 | 1 | 23 | 4 | 1 | 1 | 2 | | | | 5 |
| Persons of negro descent..... | 272 | 57 | 26 | 28 | 36 | 18 | 44 | 38 | 19 | 4 | 2 |
| Single..... | 182 | 57 | 25 | 25 | 28 | 8 | 15 | 16 | 7 | | 1 |
| Married..... | 76 | | 1 | 3 | 8 | | 25 | 18 | 10 | 4 | |
| Widowed..... | 9 | | | | | 2 | 2 | 4 | 1 | | |
| Divorced..... | 3 | | | | | 1 | 1 | 1 | 1 | | |
| Unknown..... | 2 | | | | | | 1 | | | | 1 |
| FEMALES. | | | | | | | | | | | |
| Aggregate..... | 185,406 | 75,751 | 19,643 | 16,425 | 13,715 | 11,930 | 20,607 | 13,358 | 8,041 | 5,752 | 184 |
| Single..... | 107,171 | 75,746 | 17,950 | 8,108 | 2,738 | 1,045 | 893 | 376 | 168 | 107 | 40 |
| Married..... | 63,821 | 5 | 1,643 | 8,148 | 10,705 | 10,528 | 18,676 | 11,507 | 5,944 | 2,684 | 81 |
| Widowed..... | 7,728 | | 12 | 95 | 187 | 277 | 881 | 1,388 | 1,855 | 3,012 | 21 |
| Divorced..... | 554 | | 10 | 54 | 80 | 72 | 149 | 82 | 67 | 88 | 2 |
| Unknown..... | 132 | | 28 | 20 | 5 | 8 | 8 | 5 | 7 | 11 | 40 |
| Native white—native parents..... | 62,767 | 28,247 | 6,634 | 5,316 | 4,235 | 3,639 | 6,060 | 4,213 | 2,556 | 1,657 | 110 |
| Single..... | 38,579 | 28,244 | 5,985 | 2,578 | 858 | 368 | 297 | 126 | 64 | 38 | 21 |
| Married..... | 21,569 | 3 | 636 | 2,682 | 3,323 | 3,139 | 5,408 | 3,662 | 1,868 | 754 | 44 |
| Widowed..... | 2,321 | | 2 | 27 | 65 | 94 | 287 | 387 | 597 | 851 | 11 |
| Divorced..... | 240 | | 4 | 23 | 38 | 36 | 67 | 35 | 26 | 10 | 1 |
| Unknown..... | 58 | 7 | 6 | 1 | 1 | 2 | 1 | 3 | 1 | 4 | 33 |
| Native white—foreign parents..... | 74,647 | 41,744 | 9,310 | 6,985 | 5,027 | 3,427 | 5,190 | 1,798 | 502 | 191 | 23 |
| Single..... | 56,712 | 41,742 | 9,193 | 3,319 | 1,228 | 352 | 282 | 58 | 10 | 10 | 13 |
| Married..... | 17,043 | 2 | 604 | 3,073 | 3,725 | 2,979 | 4,663 | 1,546 | 361 | 86 | 4 |
| Widowed..... | 768 | | 3 | 27 | 52 | 70 | 206 | 183 | 125 | 91 | 1 |
| Divorced..... | 111 | | 1 | 10 | 21 | 22 | 37 | 10 | 6 | 4 | |
| Unknown..... | 23 | 4 | 6 | 1 | 1 | 4 | 2 | 1 | | | 5 |
| Foreign white..... | 37,362 | 2,026 | 2,292 | 3,331 | 3,646 | 4,236 | 8,196 | 6,268 | 4,177 | 3,144 | 46 |
| Single..... | 6,898 | 2,026 | 1,999 | 1,405 | 573 | 294 | 290 | 166 | 86 | 53 | 6 |
| Married..... | 26,782 | | 284 | 1,894 | 3,018 | 3,844 | 7,552 | 5,419 | 3,138 | 1,525 | 28 |
| Widowed..... | 3,525 | | 2 | 21 | 40 | 88 | 290 | 652 | 875 | 1,548 | 9 |
| Divorced..... | 127 | | 3 | 7 | 12 | 8 | 30 | 30 | 23 | 13 | 1 |
| Unknown..... | 30 | 4 | 4 | 3 | 3 | 2 | 4 | 1 | 5 | 5 | 2 |
| Colored (total) ¹ | 10,630 | 3,734 | 907 | 843 | 757 | 578 | 1,161 | 1,079 | 806 | 760 | 5 |
| Single..... | 4,982 | 3,734 | 768 | 306 | 79 | 31 | 24 | 26 | 8 | 6 | |
| Married..... | 4,427 | | 119 | 499 | 639 | 516 | 1,023 | 880 | 527 | 219 | 5 |
| Widowed..... | 1,124 | | 5 | 20 | 30 | 25 | 98 | 166 | 258 | 522 | |
| Divorced..... | 76 | | 2 | 14 | 9 | 6 | 15 | 7 | 12 | 11 | |
| Unknown..... | 21 | | 13 | 4 | | | 1 | | 1 | 2 | |
| Persons of negro descent..... | 193 | 64 | 16 | 19 | 19 | 7 | 32 | 21 | 10 | 5 | |
| Single..... | 97 | 64 | 14 | 10 | 4 | 1 | 2 | 1 | 1 | | |
| Married..... | 76 | | 1 | 9 | 15 | 5 | 23 | 14 | 6 | 3 | |
| Widowed..... | 18 | | 1 | | | 1 | 5 | 6 | 3 | 2 | |
| Divorced..... | 2 | | | | | | 2 | | | | |
| Unknown..... | | | | | | | | | | | |

¹ Persons of negro descent, Chinese, Japanese, and Indians.

CONJUGAL CONDITION.

TABLE 30.—CONJUGAL CONDITION OF THE AGGREGATE POPULATION, CLASSIFIED BY SEX, GENERAL NATIVITY, COLOR, AND AGE PERIODS, BY STATES AND TERRITORIES: 1900—Continued.

TENNESSEE.

| SEX, GENERAL NATIVITY, COLOR, AND CONJUGAL CONDITION. | Aggregate. | Under 15 years. | 15 to 19 years. | 20 to 24 years. | 25 to 29 years. | 30 to 34 years. | 35 to 44 years. | 45 to 54 years. | 55 to 64 years. | 65 years and over. | Age unknown. |
|---|------------|-----------------|-----------------|-----------------|-----------------|-----------------|-----------------|-----------------|-----------------|--------------------|--------------|
| MALES. | | | | | | | | | | | |
| Aggregate..... | 1,021,224 | 398,923 | 113,167 | 99,544 | 80,157 | 62,834 | 98,388 | 82,273 | 48,019 | 33,564 | 4,355 |
| Single..... | 640,691 | 398,896 | 110,011 | 68,245 | 28,754 | 12,775 | 11,812 | 5,250 | 2,275 | 1,386 | 1,287 |
| Married..... | 346,141 | 23 | 2,987 | 30,094 | 49,277 | 47,653 | 81,181 | 69,933 | 39,586 | 23,620 | 1,837 |
| Widowed..... | 30,480 | | 61 | 763 | 1,612 | 2,030 | 4,856 | 6,617 | 5,954 | 8,388 | 199 |
| Divorced..... | 1,719 | | 13 | 163 | 294 | 281 | 378 | 343 | 185 | 104 | 8 |
| Unknown..... | 2,193 | 4 | 95 | 279 | 220 | 145 | 161 | 130 | 69 | 66 | 1,024 |
| Native white—native parents..... | 751,719 | 299,643 | 83,008 | 71,849 | 58,190 | 46,088 | 72,538 | 59,374 | 34,382 | 24,240 | 2,407 |
| Single..... | 473,103 | 299,626 | 80,589 | 49,437 | 20,358 | 8,710 | 7,685 | 3,482 | 1,553 | 912 | 751 |
| Married..... | 256,862 | 17 | 2,334 | 21,752 | 36,608 | 35,968 | 61,546 | 51,543 | 28,870 | 17,300 | 924 |
| Widowed..... | 19,507 | | 42 | 421 | 936 | 1,203 | 3,010 | 4,083 | 3,809 | 5,919 | 84 |
| Divorced..... | 1,020 | | 11 | 102 | 175 | 133 | 207 | 198 | 116 | 72 | 6 |
| Unknown..... | 1,227 | | 32 | 137 | 113 | 74 | 90 | 68 | 34 | 37 | 642 |
| Native white—foreign parents..... | 20,692 | 6,185 | 2,153 | 2,258 | 2,137 | 1,912 | 3,015 | 1,653 | 795 | 564 | 20 |
| Single..... | 13,401 | 6,184 | 2,136 | 1,915 | 1,242 | 785 | 811 | 222 | 69 | 31 | 6 |
| Married..... | 6,682 | 1 | 14 | 324 | 861 | 1,088 | 2,088 | 1,299 | 619 | 396 | 12 |
| Widowed..... | 545 | | | 8 | 22 | 49 | 105 | 124 | 101 | 135 | 1 |
| Divorced..... | 19 | | | 1 | 3 | 3 | 4 | 3 | 3 | 2 | |
| Unknown..... | 45 | | 3 | 10 | 9 | 7 | 7 | 5 | 3 | | 1 |
| Foreign white..... | 10,291 | 352 | 346 | 520 | 685 | 961 | 2,076 | 2,194 | 1,732 | 1,394 | 31 |
| Single..... | 2,808 | 352 | 340 | 424 | 376 | 309 | 439 | 280 | 145 | 137 | 6 |
| Married..... | 6,491 | | 3 | 93 | 297 | 632 | 1,551 | 1,716 | 1,345 | 888 | 16 |
| Widowed..... | 905 | | 1 | | 7 | 15 | 74 | 179 | 223 | 405 | 1 |
| Divorced..... | 26 | | | | 1 | 1 | 3 | 5 | 9 | 7 | |
| Unknown..... | 61 | | 2 | 3 | 4 | 4 | 9 | 14 | 10 | 7 | 8 |
| Colored (total) ¹ | 238,522 | 92,743 | 27,660 | 24,917 | 19,145 | 13,873 | 20,759 | 19,052 | 11,110 | 7,366 | 1,897 |
| Single..... | 151,379 | 92,734 | 26,946 | 16,469 | 6,778 | 2,971 | 2,877 | 1,266 | 508 | 306 | 524 |
| Married..... | 76,106 | 5 | 636 | 7,925 | 11,511 | 9,985 | 15,996 | 15,375 | 8,702 | 5,086 | 885 |
| Widowed..... | 9,523 | | 18 | 334 | 647 | 763 | 1,667 | 2,231 | 1,821 | 1,929 | 113 |
| Divorced..... | 654 | | 2 | 60 | 115 | 94 | 164 | 137 | 57 | 23 | 2 |
| Unknown..... | 860 | 4 | 58 | 129 | 94 | 60 | 55 | 43 | 22 | 22 | 373 |
| Persons of negro descent..... | 238,388 | 92,717 | 27,652 | 24,902 | 19,129 | 13,851 | 20,737 | 19,037 | 11,103 | 7,363 | 1,897 |
| Single..... | 151,280 | 92,708 | 26,938 | 16,457 | 6,767 | 2,954 | 2,865 | 1,257 | 504 | 306 | 524 |
| Married..... | 76,074 | 5 | 636 | 7,922 | 11,506 | 9,981 | 15,987 | 15,369 | 8,699 | 5,084 | 885 |
| Widowed..... | 9,520 | | 18 | 334 | 647 | 762 | 1,666 | 2,231 | 1,821 | 1,928 | 113 |
| Divorced..... | 654 | | 2 | 60 | 115 | 94 | 164 | 137 | 57 | 23 | 2 |
| Unknown..... | 860 | 4 | 58 | 129 | 94 | 60 | 55 | 43 | 22 | 22 | 373 |
| FEMALES. | | | | | | | | | | | |
| Aggregate..... | 999,392 | 384,513 | 113,413 | 104,861 | 81,741 | 61,856 | 98,509 | 73,374 | 44,826 | 32,877 | 3,417 |
| Single..... | 571,709 | 384,243 | 94,012 | 45,595 | 18,663 | 8,676 | 9,091 | 5,339 | 3,114 | 2,100 | 876 |
| Married..... | 346,098 | 256 | 18,613 | 55,652 | 53,188 | 48,112 | 76,771 | 51,863 | 25,088 | 9,951 | 1,599 |
| Widowed..... | 76,876 | 12 | 550 | 2,859 | 4,103 | 4,455 | 11,765 | 15,585 | 16,334 | 20,614 | 599 |
| Divorced..... | 3,586 | 1 | 158 | 587 | 685 | 527 | 777 | 492 | 228 | 100 | 31 |
| Unknown..... | 1,123 | 6 | 80 | 168 | 102 | 86 | 105 | 90 | 62 | 112 | 312 |
| Native white—native parents..... | 729,917 | 286,008 | 82,495 | 73,695 | 58,250 | 44,996 | 71,255 | 53,432 | 33,377 | 24,095 | 1,714 |
| Single..... | 421,800 | 285,790 | 68,063 | 32,072 | 13,368 | 6,364 | 6,832 | 4,356 | 2,683 | 1,748 | 524 |
| Married..... | 257,846 | 207 | 14,017 | 40,045 | 42,666 | 36,059 | 57,454 | 39,216 | 19,744 | 7,652 | 786 |
| Widowed..... | 47,677 | 6 | 271 | 1,194 | 1,833 | 2,271 | 6,471 | 9,495 | 11,351 | 14,564 | 221 |
| Divorced..... | 2,052 | 1 | 108 | 316 | 346 | 281 | 453 | 312 | 168 | 77 | 10 |
| Unknown..... | 542 | 4 | 36 | 68 | 37 | 41 | 45 | 53 | 31 | 54 | 173 |
| Native white—foreign parents..... | 20,272 | 6,118 | 2,247 | 2,474 | 2,194 | 1,946 | 2,853 | 1,365 | 613 | 441 | 21 |
| Single..... | 11,733 | 6,117 | 2,100 | 1,593 | 874 | 427 | 419 | 131 | 34 | 28 | 10 |
| Married..... | 7,015 | 1 | 137 | 834 | 1,229 | 1,402 | 2,075 | 886 | 332 | 113 | 6 |
| Widowed..... | 1,430 | | 7 | 31 | 63 | 100 | 346 | 342 | 244 | 295 | 2 |
| Divorced..... | 60 | | 1 | 6 | 20 | 13 | 13 | 5 | 1 | 1 | |
| Unknown..... | 34 | | 2 | 10 | 8 | 4 | | 1 | 2 | 4 | 3 |
| Foreign white..... | 7,295 | 336 | 327 | 474 | 524 | 677 | 1,304 | 1,533 | 1,165 | 942 | 13 |
| Single..... | 1,305 | 335 | 280 | 225 | 105 | 71 | 109 | 79 | 53 | 47 | 1 |
| Married..... | 4,105 | | 43 | 237 | 396 | 561 | 1,038 | 973 | 596 | 256 | 5 |
| Widowed..... | 1,838 | 1 | 2 | 10 | 22 | 38 | 147 | 466 | 513 | 634 | 5 |
| Divorced..... | 30 | | | 2 | 1 | 4 | 7 | 12 | 3 | 1 | |
| Unknown..... | 17 | | 2 | | | 3 | 3 | 3 | | 4 | 2 |
| Colored (total) ¹ | 241,908 | 92,056 | 28,344 | 28,218 | 20,773 | 14,237 | 23,097 | 17,044 | 9,071 | 7,399 | 1,669 |
| Single..... | 136,871 | 92,001 | 23,569 | 11,705 | 4,316 | 1,814 | 1,731 | 773 | 344 | 277 | 341 |
| Married..... | 77,132 | 48 | 4,416 | 14,536 | 13,897 | 10,090 | 16,204 | 10,793 | 4,416 | 1,930 | 802 |
| Widowed..... | 25,931 | 5 | 270 | 1,624 | 2,185 | 2,046 | 4,801 | 5,282 | 4,226 | 5,121 | 371 |
| Divorced..... | 1,444 | | 49 | 263 | 318 | 249 | 304 | 163 | 56 | 21 | 21 |
| Unknown..... | 530 | 2 | 40 | 90 | 57 | 38 | 57 | 33 | 29 | 50 | 134 |
| Persons of negro descent..... | 241,855 | 92,036 | 28,337 | 28,208 | 20,771 | 14,236 | 23,092 | 17,041 | 9,070 | 7,397 | 1,667 |
| Single..... | 136,835 | 91,981 | 23,563 | 11,700 | 4,316 | 1,814 | 1,729 | 771 | 344 | 277 | 340 |
| Married..... | 77,118 | 48 | 4,415 | 14,531 | 13,895 | 10,089 | 16,201 | 10,792 | 4,416 | 1,929 | 802 |
| Widowed..... | 25,928 | 5 | 270 | 1,624 | 2,185 | 2,046 | 4,801 | 5,282 | 4,225 | 5,120 | 370 |
| Divorced..... | 1,444 | | 49 | 263 | 318 | 249 | 304 | 163 | 56 | 21 | 21 |
| Unknown..... | 530 | 2 | 40 | 90 | 57 | 38 | 57 | 33 | 29 | 50 | 134 |

¹ Persons of negro descent, Chinese, Japanese, and Indians.

STATISTICS OF POPULATION.

TABLE 30.—CONJUGAL CONDITION OF THE AGGREGATE POPULATION, CLASSIFIED BY SEX, GENERAL NATIVITY, COLOR, AND AGE PERIODS, BY STATES AND TERRITORIES: 1900—Continued.

TEXAS.

| SEX, GENERAL NATIVITY, COLOR, AND CONJUGAL CONDITION. | Aggregate. | Under 15 years. | 15 to 19 years. | 20 to 24 years. | 25 to 29 years. | 30 to 34 years. | 35 to 44 years. | 45 to 54 years. | 55 to 64 years. | 65 years and over. | Age unknown. |
|---|------------|-----------------|-----------------|-----------------|-----------------|-----------------|-----------------|-----------------|-----------------|--------------------|--------------|
| MALES. | | | | | | | | | | | |
| Aggregate..... | 1,578,900 | 648,484 | 166,042 | 152,315 | 127,360 | 97,984 | 157,610 | 126,550 | 61,049 | 39,654 | 6,852 |
| Single..... | 1,016,698 | 648,432 | 168,054 | 107,493 | 46,255 | 19,950 | 19,263 | 9,488 | 3,796 | 1,888 | 2,204 |
| Married..... | 511,504 | 30 | 2,471 | 42,616 | 77,462 | 74,213 | 129,684 | 106,022 | 48,841 | 27,321 | 2,844 |
| Widowed..... | 42,943 | 1 | 75 | 1,214 | 2,608 | 3,014 | 7,456 | 10,117 | 7,993 | 10,168 | 307 |
| Divorced..... | 3,445 | | 21 | 271 | 541 | 505 | 853 | 688 | 361 | 169 | 86 |
| Unknown..... | 4,310 | 21 | 421 | 781 | 499 | 302 | 354 | 235 | 118 | 118 | 1,461 |
| Native white—native parents..... | 1,018,922 | 430,136 | 109,470 | 97,580 | 80,995 | 61,304 | 98,464 | 79,042 | 36,367 | 22,589 | 3,085 |
| Single..... | 668,579 | 430,114 | 107,512 | 70,275 | 29,661 | 11,961 | 10,683 | 4,783 | 1,658 | 822 | 1,110 |
| Married..... | 323,177 | 12 | 1,722 | 26,302 | 49,681 | 47,468 | 83,091 | 68,099 | 30,074 | 15,955 | 773 |
| Widowed..... | 23,675 | 1 | 38 | 540 | 1,266 | 1,591 | 4,223 | 5,795 | 4,419 | 5,710 | 92 |
| Divorced..... | 1,282 | | 7 | 94 | 189 | 163 | 330 | 274 | 159 | 63 | 3 |
| Unknown..... | 2,209 | 9 | 191 | 319 | 198 | 121 | 137 | 91 | 47 | 39 | 1,057 |
| Native white—foreign parents..... | 147,838 | 71,950 | 17,588 | 14,622 | 11,701 | 8,452 | 13,251 | 6,693 | 2,155 | 1,267 | 209 |
| Single..... | 111,733 | 71,945 | 17,363 | 11,543 | 5,196 | 2,263 | 2,166 | 840 | 244 | 87 | 86 |
| Married..... | 33,735 | 3 | 127 | 2,939 | 6,300 | 5,968 | 10,556 | 5,332 | 1,592 | 826 | 92 |
| Widowed..... | 1,974 | | 6 | 79 | 152 | 162 | 441 | 476 | 304 | 348 | 6 |
| Divorced..... | 190 | | 3 | 12 | 23 | 37 | 67 | 33 | 11 | 4 | |
| Unknown..... | 206 | 2 | 39 | 49 | 30 | 22 | 21 | 12 | 4 | 2 | 25 |
| Foreign white..... | 100,910 | 8,066 | 5,588 | 7,904 | 9,414 | 10,390 | 20,268 | 18,627 | 12,121 | 7,963 | 619 |
| Single..... | 34,192 | 8,064 | 5,405 | 5,826 | 3,940 | 2,657 | 3,556 | 2,504 | 1,381 | 689 | 170 |
| Married..... | 59,248 | 1 | 100 | 1,944 | 5,249 | 7,439 | 15,680 | 14,514 | 8,997 | 4,973 | 351 |
| Widowed..... | 6,679 | | 6 | 62 | 162 | 235 | 885 | 1,454 | 1,632 | 2,212 | 31 |
| Divorced..... | 369 | | 1 | 10 | 20 | 26 | 80 | 104 | 79 | 41 | 1 |
| Unknown..... | 422 | 1 | 26 | 62 | 43 | 33 | 67 | 51 | 32 | 48 | 66 |
| Colored (total) ¹ | 311,230 | 133,332 | 33,496 | 32,259 | 25,250 | 17,338 | 25,627 | 22,188 | 10,416 | 7,835 | 2,939 |
| Single..... | 202,194 | 133,309 | 32,774 | 19,789 | 7,458 | 3,069 | 2,858 | 1,361 | 453 | 285 | 888 |
| Married..... | 95,344 | 14 | 52 | 11,451 | 16,232 | 13,338 | 20,357 | 18,077 | 8,178 | 5,567 | 1,628 |
| Widowed..... | 10,615 | | 25 | 533 | 1,023 | 1,026 | 1,907 | 2,392 | 1,638 | 1,833 | 173 |
| Divorced..... | 1,604 | | 10 | 155 | 309 | 279 | 376 | 277 | 112 | 54 | 52 |
| Unknown..... | 1,473 | 9 | 165 | 351 | 228 | 126 | 129 | 81 | 35 | 36 | 313 |
| Persons of negro descent..... | 310,135 | 133,217 | 33,456 | 32,199 | 25,188 | 17,699 | 25,251 | 21,947 | 10,373 | 7,822 | 2,938 |
| Single..... | 201,428 | 133,194 | 32,734 | 19,738 | 7,415 | 2,972 | 2,604 | 1,225 | 428 | 284 | 854 |
| Married..... | 95,072 | 14 | 522 | 11,425 | 16,215 | 13,301 | 20,255 | 17,987 | 8,166 | 5,559 | 1,628 |
| Widowed..... | 10,584 | | 25 | 533 | 1,023 | 1,025 | 1,899 | 2,379 | 1,633 | 1,839 | 178 |
| Divorced..... | 1,602 | | 10 | 155 | 309 | 278 | 376 | 276 | 112 | 54 | 32 |
| Unknown..... | 1,449 | 9 | 165 | 348 | 226 | 123 | 117 | 80 | 34 | 36 | 311 |
| FEMALES. | | | | | | | | | | | |
| Aggregate..... | 1,469,810 | 624,490 | 168,005 | 152,432 | 117,242 | 85,672 | 136,446 | 94,253 | 51,613 | 34,383 | 5,274 |
| Single..... | 854,512 | 624,107 | 136,388 | 55,783 | 18,429 | 6,951 | 6,418 | 3,100 | 1,581 | 1,015 | 1,040 |
| Married..... | 510,675 | 347 | 30,010 | 90,613 | 91,473 | 71,673 | 112,366 | 70,621 | 30,059 | 10,410 | 2,603 |
| Widowed..... | 96,886 | 13 | 1,130 | 4,719 | 6,028 | 6,062 | 15,743 | 19,759 | 19,628 | 22,730 | 1,074 |
| Divorced..... | 5,816 | | 231 | 1,076 | 1,173 | 896 | 1,307 | 696 | 257 | 104 | 75 |
| Unknown..... | 1,621 | 22 | 246 | 241 | 139 | 90 | 112 | 77 | 88 | 124 | 482 |
| Native white—native parents..... | 940,840 | 413,838 | 103,478 | 94,619 | 72,731 | 52,634 | 89,742 | 60,011 | 32,889 | 20,345 | 1,553 |
| Single..... | 557,161 | 413,578 | 87,613 | 33,901 | 10,639 | 3,851 | 3,585 | 2,032 | 1,081 | 627 | 354 |
| Married..... | 328,570 | 244 | 20,249 | 58,335 | 59,210 | 45,850 | 71,763 | 46,566 | 19,564 | 6,064 | 725 |
| Widowed..... | 52,537 | 4 | 513 | 1,904 | 2,515 | 2,640 | 7,983 | 11,135 | 12,073 | 13,576 | 194 |
| Divorced..... | 1,869 | | 86 | 388 | 329 | 260 | 373 | 254 | 130 | 40 | 8 |
| Unknown..... | 703 | 11 | 117 | 91 | 38 | 33 | 38 | 24 | 41 | 38 | 272 |
| Native white—foreign parents..... | 141,488 | 70,464 | 17,822 | 14,988 | 11,404 | 7,808 | 11,733 | 4,662 | 1,471 | 912 | 169 |
| Single..... | 97,635 | 70,438 | 15,689 | 6,904 | 2,464 | 913 | 863 | 229 | 60 | 34 | 41 |
| Married..... | 38,991 | 21 | 2,078 | 7,783 | 8,491 | 6,406 | 9,659 | 3,420 | 784 | 245 | 104 |
| Widowed..... | 4,439 | | 65 | 227 | 364 | 424 | 1,126 | 969 | 618 | 627 | 18 |
| Divorced..... | 323 | | 13 | 53 | 76 | 50 | 77 | 40 | 8 | 6 | |
| Unknown..... | 100 | 4 | 37 | 21 | 9 | 10 | 8 | 4 | 1 | | 6 |
| Foreign white..... | 76,671 | 7,596 | 5,697 | 7,364 | 7,615 | 7,732 | 14,195 | 11,977 | 8,182 | 5,847 | 466 |
| Single..... | 17,832 | 7,576 | 4,361 | 2,615 | 1,132 | 681 | 683 | 359 | 223 | 150 | 52 |
| Married..... | 46,596 | 17 | 1,273 | 4,533 | 6,121 | 6,594 | 11,994 | 8,974 | 4,351 | 1,951 | 283 |
| Widowed..... | 11,733 | | 42 | 155 | 296 | 402 | 1,403 | 2,554 | 3,056 | 3,708 | 110 |
| Divorced..... | 356 | | 7 | 32 | 45 | 45 | 90 | 77 | 40 | 18 | 2 |
| Unknown..... | 154 | 2 | 9 | 29 | 21 | 10 | 19 | 13 | 12 | 20 | 19 |
| Colored (total) ¹ | 310,811 | 132,592 | 35,948 | 35,461 | 25,492 | 17,503 | 26,776 | 17,603 | 9,071 | 7,279 | 3,086 |
| Single..... | 182,184 | 132,515 | 28,325 | 12,363 | 4,194 | 1,506 | 1,287 | 480 | 217 | 204 | 593 |
| Married..... | 96,518 | 65 | 6,405 | 19,962 | 17,651 | 12,823 | 19,450 | 11,661 | 4,360 | 2,150 | 1,491 |
| Widowed..... | 28,177 | | 510 | 2,433 | 2,853 | 2,596 | 5,225 | 5,101 | 3,881 | 4,819 | 752 |
| Divorced..... | 3,268 | | 125 | 603 | 723 | 541 | 767 | 325 | 79 | 40 | 65 |
| Unknown..... | 664 | 5 | 83 | 100 | 71 | 37 | 47 | 36 | 34 | 66 | 185 |
| Persons of negro descent..... | 310,587 | 132,492 | 35,918 | 35,436 | 25,482 | 17,494 | 26,759 | 17,590 | 9,059 | 7,271 | 3,086 |
| Single..... | 182,040 | 132,415 | 28,300 | 12,350 | 4,192 | 1,506 | 1,286 | 478 | 216 | 204 | 593 |
| Married..... | 96,458 | 65 | 6,400 | 19,950 | 17,645 | 12,815 | 19,438 | 11,652 | 4,354 | 2,148 | 1,491 |
| Widowed..... | 28,159 | | 510 | 2,433 | 2,853 | 2,595 | 5,221 | 5,099 | 3,876 | 4,813 | 752 |
| Divorced..... | 3,267 | | 125 | 603 | 722 | 541 | 767 | 325 | 79 | 40 | 65 |
| Unknown..... | 663 | 5 | 83 | 100 | 70 | 37 | 47 | 36 | 34 | 66 | 185 |

¹Persons of negro descent, Chinese, Japanese, and Indians.

CONJUGAL CONDITION.

TABLE 30.—CONJUGAL CONDITION OF THE AGGREGATE POPULATION, CLASSIFIED BY SEX, GENERAL NATIVITY, COLOR, AND AGE PERIODS, BY STATES AND TERRITORIES: 1900—Continued.

UTAH.

| SEX, GENERAL NATIVITY, COLOR, AND CONJUGAL CONDITION. | Aggregate. | Under 15 years. | 15 to 19 years. | 20 to 24 years. | 25 to 29 years. | 30 to 34 years. | 35 to 44 years. | 45 to 54 years. | 55 to 64 years. | 65 years and over. | Age unknown. |
|---|------------|-----------------|-----------------|-----------------|-----------------|-----------------|-----------------|-----------------|-----------------|--------------------|--------------|
| MALES. | | | | | | | | | | | |
| Aggregate..... | 141,687 | 57,327 | 14,566 | 12,090 | 10,545 | 9,665 | 16,016 | 10,015 | 5,900 | 4,982 | 581 |
| Single..... | 91,923 | 57,318 | 14,459 | 9,452 | 4,415 | 2,211 | 2,242 | 1,008 | 451 | 214 | 158 |
| Married..... | 46,234 | 1 | 90 | 2,587 | 6,002 | 7,283 | 13,218 | 8,412 | 4,798 | 3,694 | 150 |
| Widowed..... | 2,806 | 1 | 1 | 28 | 82 | 126 | 445 | 506 | 581 | 1,029 | 8 |
| Divorced..... | 333 | 1 | 1 | 2 | 23 | 31 | 90 | 85 | 62 | 39 | 1 |
| Unknown..... | 386 | 8 | 17 | 21 | 23 | 14 | 21 | 4 | 8 | 6 | 264 |
| Native white—native parents..... | 53,433 | 29,179 | 5,090 | 3,590 | 2,773 | 2,445 | 4,416 | 2,829 | 1,570 | 1,162 | 384 |
| Single..... | 39,974 | 29,179 | 5,039 | 2,774 | 1,157 | 626 | 621 | 259 | 134 | 77 | 108 |
| Married..... | 12,384 | 1 | 47 | 803 | 1,573 | 1,784 | 3,634 | 2,390 | 1,262 | 823 | 58 |
| Widowed..... | 726 | 1 | 1 | 6 | 20 | 27 | 126 | 146 | 160 | 240 | 1 |
| Divorced..... | 104 | 1 | 1 | 1 | 7 | 5 | 31 | 33 | 13 | 14 | 1 |
| Unknown..... | 250 | 1 | 4 | 6 | 11 | 3 | 4 | 1 | 1 | 3 | 217 |
| Native white—foreign parents..... | 58,757 | 26,731 | 8,128 | 6,521 | 5,406 | 4,398 | 5,465 | 1,494 | 396 | 161 | 57 |
| Single..... | 43,709 | 26,724 | 8,093 | 5,118 | 2,150 | 812 | 598 | 140 | 41 | 14 | 19 |
| Married..... | 14,513 | 1 | 30 | 1,382 | 3,191 | 3,505 | 4,694 | 1,272 | 302 | 109 | 28 |
| Widowed..... | 413 | 1 | 1 | 14 | 47 | 59 | 147 | 68 | 44 | 34 | 1 |
| Divorced..... | 77 | 1 | 1 | 1 | 12 | 16 | 25 | 14 | 6 | 2 | 1 |
| Unknown..... | 45 | 7 | 5 | 6 | 6 | 6 | 1 | 3 | 3 | 2 | 9 |
| Foreign white..... | 26,723 | 955 | 1,080 | 1,625 | 2,061 | 2,585 | 5,674 | 5,318 | 3,769 | 3,571 | 89 |
| Single..... | 6,657 | 954 | 1,073 | 1,290 | 956 | 681 | 865 | 473 | 233 | 111 | 16 |
| Married..... | 18,326 | 1 | 5 | 332 | 1,089 | 1,861 | 4,612 | 4,585 | 3,132 | 2,715 | 45 |
| Widowed..... | 1,546 | 1 | 1 | 1 | 10 | 33 | 154 | 266 | 358 | 721 | 3 |
| Divorced..... | 143 | 1 | 1 | 4 | 4 | 8 | 34 | 37 | 42 | 23 | 1 |
| Unknown..... | 51 | 1 | 2 | 3 | 2 | 2 | 9 | 2 | 4 | 1 | 25 |
| Colored (total) ¹ | 2,764 | 462 | 268 | 353 | 305 | 237 | 461 | 374 | 165 | 88 | 51 |
| Single..... | 1,583 | 461 | 254 | 270 | 152 | 92 | 158 | 131 | 43 | 12 | 15 |
| Married..... | 1,011 | 1 | 8 | 70 | 144 | 133 | 278 | 215 | 102 | 42 | 19 |
| Widowed..... | 121 | 1 | 1 | 7 | 5 | 7 | 18 | 26 | 19 | 34 | 4 |
| Divorced..... | 4 | 1 | 1 | 1 | 1 | 2 | 1 | 1 | 1 | 1 | 1 |
| Unknown..... | 40 | 6 | 6 | 6 | 4 | 3 | 7 | 1 | 1 | 1 | 13 |
| Persons of negro descent..... | 454 | 51 | 29 | 130 | 70 | 51 | 60 | 35 | 15 | 9 | 4 |
| Single..... | 336 | 51 | 29 | 125 | 60 | 27 | 26 | 11 | 3 | 3 | 1 |
| Married..... | 93 | 1 | 1 | 4 | 10 | 21 | 29 | 18 | 9 | 2 | 1 |
| Widowed..... | 15 | 1 | 1 | 1 | 1 | 1 | 3 | 5 | 2 | 4 | 1 |
| Divorced..... | 4 | 1 | 1 | 1 | 1 | 2 | 1 | 1 | 1 | 1 | 1 |
| Unknown..... | 6 | 1 | 1 | 1 | 1 | 1 | 2 | 1 | 1 | 1 | 4 |
| FEMALES. | | | | | | | | | | | |
| Aggregate..... | 135,062 | 56,023 | 15,074 | 12,544 | 9,899 | 8,554 | 13,787 | 8,234 | 5,623 | 5,073 | 251 |
| Single..... | 79,296 | 56,014 | 13,776 | 5,952 | 1,818 | 696 | 582 | 213 | 85 | 72 | 88 |
| Married..... | 46,896 | 8 | 1,256 | 6,443 | 7,790 | 7,432 | 11,930 | 6,400 | 3,540 | 1,994 | 103 |
| Widowed..... | 8,100 | 1 | 20 | 92 | 207 | 338 | 1,094 | 1,484 | 1,899 | 2,950 | 16 |
| Divorced..... | 677 | 1 | 11 | 45 | 78 | 82 | 177 | 137 | 93 | 54 | 1 |
| Unknown..... | 93 | 1 | 11 | 12 | 6 | 6 | 4 | 6 | 6 | 3 | 44 |
| Native white—native parents..... | 50,588 | 28,703 | 5,436 | 3,679 | 2,603 | 2,060 | 3,596 | 2,067 | 1,284 | 1,008 | 152 |
| Single..... | 36,324 | 28,699 | 4,950 | 1,668 | 473 | 184 | 181 | 67 | 24 | 12 | 66 |
| Married..... | 12,144 | 3 | 477 | 1,962 | 2,041 | 1,774 | 3,099 | 1,616 | 755 | 369 | 48 |
| Widowed..... | 1,879 | 1 | 2 | 29 | 56 | 79 | 266 | 353 | 476 | 617 | 1 |
| Divorced..... | 189 | 1 | 4 | 15 | 31 | 22 | 49 | 31 | 27 | 10 | 1 |
| Unknown..... | 52 | 1 | 3 | 5 | 2 | 1 | 1 | 2 | 2 | 1 | 37 |
| Native white—foreign parents..... | 56,378 | 25,753 | 8,330 | 6,982 | 5,272 | 4,176 | 4,874 | 1,122 | 253 | 99 | 17 |
| Single..... | 38,590 | 25,750 | 7,723 | 3,520 | 1,003 | 346 | 196 | 34 | 3 | 5 | 5 |
| Married..... | 17,117 | 3 | 579 | 3,399 | 4,135 | 3,631 | 4,272 | 899 | 160 | 29 | 10 |
| Widowed..... | 975 | 1 | 11 | 36 | 99 | 153 | 350 | 173 | 86 | 62 | 1 |
| Divorced..... | 177 | 1 | 5 | 22 | 33 | 39 | 55 | 16 | 4 | 3 | 1 |
| Unknown..... | 19 | 1 | 7 | 5 | 2 | 2 | 1 | 1 | 1 | 1 | 2 |
| Foreign white..... | 26,076 | 1,063 | 1,170 | 1,754 | 1,908 | 2,227 | 5,110 | 4,907 | 4,000 | 3,898 | 39 |
| Single..... | 3,736 | 1,063 | 1,026 | 733 | 325 | 165 | 199 | 111 | 57 | 54 | 3 |
| Married..... | 16,951 | 1 | 139 | 990 | 1,524 | 1,948 | 4,336 | 3,785 | 2,579 | 1,575 | 25 |
| Widowed..... | 5,064 | 1 | 2 | 21 | 44 | 93 | 452 | 921 | 1,298 | 2,226 | 7 |
| Divorced..... | 307 | 1 | 2 | 8 | 14 | 20 | 71 | 90 | 62 | 40 | 1 |
| Unknown..... | 18 | 1 | 1 | 2 | 1 | 1 | 2 | 4 | 4 | 3 | 4 |
| Colored (total) ¹ | 1,520 | 504 | 138 | 129 | 116 | 91 | 207 | 138 | 86 | 68 | 43 |
| Single..... | 646 | 502 | 72 | 31 | 17 | 1 | 6 | 1 | 1 | 1 | 14 |
| Married..... | 684 | 2 | 61 | 92 | 90 | 79 | 173 | 100 | 46 | 21 | 20 |
| Widowed..... | 182 | 1 | 5 | 6 | 8 | 8 | 26 | 37 | 39 | 45 | 8 |
| Divorced..... | 4 | 1 | 1 | 1 | 1 | 1 | 2 | 1 | 1 | 1 | 1 |
| Unknown..... | 4 | 1 | 1 | 1 | 1 | 2 | 1 | 1 | 1 | 1 | 1 |
| Persons of negro descent..... | 218 | 65 | 15 | 23 | 27 | 18 | 39 | 17 | 6 | 4 | 4 |
| Single..... | 99 | 65 | 11 | 9 | 9 | 1 | 2 | 1 | 1 | 1 | 2 |
| Married..... | 89 | 1 | 4 | 13 | 15 | 15 | 26 | 10 | 5 | 1 | 1 |
| Widowed..... | 23 | 1 | 1 | 1 | 2 | 1 | 9 | 7 | 1 | 2 | 1 |
| Divorced..... | 4 | 1 | 1 | 1 | 1 | 1 | 2 | 1 | 1 | 1 | 1 |
| Unknown..... | 3 | 1 | 1 | 1 | 1 | 1 | 1 | 1 | 1 | 1 | 1 |

¹ Persons of negro descent, Chinese, Japanese, and Indians.

STATISTICS OF POPULATION.

TABLE 30.—CONJUGAL CONDITION OF THE AGGREGATE POPULATION, CLASSIFIED BY SEX, GENERAL NATIVITY, COLOR, AND AGE PERIODS, BY STATES AND TERRITORIES: 1900—Continued.

VERMONT.

| SEX, GENERAL NATIVITY, COLOR, AND CONJUGAL CONDITION. | Aggregate. | Under 15 years. | 15 to 19 years. | 20 to 24 years. | 25 to 29 years. | 30 to 34 years. | 35 to 44 years. | 45 to 54 years. | 55 to 64 years. | 65 years and over. | Age unknown. |
|---|------------|-----------------|-----------------|-----------------|-----------------|-----------------|-----------------|-----------------|-----------------|--------------------|--------------|
| MALES. | | | | | | | | | | | |
| Aggregate..... | 176,188 | 47,941 | 15,785 | 14,962 | 14,188 | 12,961 | 22,468 | 18,568 | 13,929 | 13,765 | 621 |
| Single..... | 92,608 | 47,987 | 15,584 | 11,833 | 6,499 | 3,465 | 3,710 | 1,778 | 969 | 788 | 140 |
| Married..... | 73,040 | 3 | 139 | 2,981 | 7,423 | 9,107 | 17,719 | 15,198 | 11,224 | 9,065 | 181 |
| Widowed..... | 7,957 | 1 | 1 | 38 | 126 | 279 | 765 | 1,809 | 1,565 | 3,850 | 24 |
| Divorced..... | 824 | | | 13 | 54 | 75 | 219 | 242 | 185 | 85 | 1 |
| Unknown..... | 714 | 1 | 61 | 97 | 86 | 35 | 55 | 41 | 36 | 27 | 275 |
| Native white—native parents..... | 118,745 | 32,747 | 10,225 | 9,191 | 8,285 | 7,610 | 13,260 | 11,905 | 9,885 | 10,252 | 385 |
| Single..... | 59,988 | 32,743 | 10,098 | 7,127 | 3,595 | 1,851 | 2,081 | 1,135 | 675 | 592 | 91 |
| Married..... | 47,204 | 3 | 98 | 1,993 | 4,553 | 5,520 | 10,540 | 9,722 | 7,965 | 6,708 | 102 |
| Widowed..... | 5,573 | | 1 | 25 | 70 | 176 | 452 | 861 | 1,108 | 2,868 | 12 |
| Divorced..... | 620 | | | 10 | 36 | 67 | 168 | 174 | 111 | 63 | 1 |
| Unknown..... | 360 | 1 | 28 | 36 | 31 | 6 | 19 | 13 | 26 | 21 | 179 |
| Native white—foreign parents..... | 36,388 | 13,408 | 3,934 | 3,458 | 3,235 | 2,779 | 4,717 | 2,922 | 1,283 | 610 | 42 |
| Single..... | 24,117 | 13,408 | 3,902 | 2,864 | 1,643 | 902 | 938 | 312 | 102 | 29 | 17 |
| Married..... | 11,421 | | 25 | 375 | 1,540 | 1,810 | 3,602 | 2,888 | 1,043 | 420 | 18 |
| Widowed..... | 698 | | | 6 | 35 | 52 | 145 | 181 | 126 | 153 | |
| Divorced..... | 107 | | | 2 | 11 | 13 | 30 | 35 | 11 | 5 | |
| Unknown..... | 45 | | 7 | 11 | 6 | 2 | 2 | 6 | 1 | 3 | 7 |
| Foreign white..... | 24,508 | 1,678 | 1,525 | 2,258 | 2,618 | 2,530 | 4,429 | 3,680 | 2,720 | 2,880 | 190 |
| Single..... | 8,201 | 1,678 | 1,483 | 1,301 | 1,235 | 693 | 669 | 316 | 187 | 108 | 31 |
| Married..... | 14,248 | | 16 | 1,311 | 1,756 | 1,756 | 3,542 | 3,045 | 2,191 | 1,926 | 60 |
| Widowed..... | 1,666 | | | 40 | 21 | 51 | 165 | 264 | 321 | 826 | 12 |
| Divorced..... | 94 | | | 1 | 7 | 4 | 19 | 83 | 13 | 17 | |
| Unknown..... | 299 | | 26 | 49 | 44 | 26 | 34 | 22 | 8 | 3 | 87 |
| Colored (total) ¹ | 497 | 108 | 51 | 55 | 50 | 42 | 62 | 61 | 41 | 23 | 4 |
| Single..... | 297 | 108 | 51 | 41 | 26 | 19 | 22 | 15 | 5 | 9 | 1 |
| Married..... | 167 | | | 12 | 19 | 21 | 35 | 43 | 25 | 11 | 1 |
| Widowed..... | 20 | | | 1 | | | 3 | 3 | 10 | 3 | |
| Divorced..... | 3 | | | | | | 1 | 2 | | | |
| Unknown..... | 10 | | | 1 | 5 | 1 | | | 1 | | 2 |
| Persons of negro descent..... | 454 | 106 | 50 | 51 | 45 | 35 | 48 | 54 | 39 | 22 | 4 |
| Single..... | 271 | 106 | 50 | 38 | 23 | 15 | 13 | 12 | 5 | 8 | 1 |
| Married..... | 151 | | | 12 | 17 | 18 | 30 | 39 | 23 | 11 | 1 |
| Widowed..... | 19 | | | | | | 3 | 3 | 10 | 3 | |
| Divorced..... | 3 | | | | | | 1 | 2 | | | |
| Unknown..... | 10 | | | 1 | 5 | 1 | | | 1 | | 2 |
| FEMALES. | | | | | | | | | | | |
| Aggregate..... | 168,503 | 46,936 | 14,731 | 14,499 | 13,520 | 12,116 | 21,237 | 17,422 | 13,794 | 14,006 | 242 |
| Single..... | 79,638 | 46,925 | 12,964 | 7,578 | 3,904 | 2,053 | 2,537 | 1,503 | 1,079 | 1,032 | 63 |
| Married..... | 72,490 | 11 | 1,717 | 6,755 | 9,317 | 9,645 | 17,260 | 13,591 | 9,097 | 4,988 | 109 |
| Widowed..... | 15,342 | | 4 | 97 | 213 | 299 | 1,183 | 2,114 | 3,487 | 7,908 | 37 |
| Divorced..... | 873 | | 8 | 50 | 76 | 114 | 247 | 203 | 122 | 58 | |
| Unknown..... | 155 | | 38 | 19 | 10 | 5 | 10 | 11 | 9 | 20 | 33 |
| Native white—native parents..... | 111,636 | 32,007 | 9,674 | 9,173 | 8,168 | 7,385 | 12,820 | 11,517 | 9,932 | 10,312 | 148 |
| Single..... | 52,892 | 32,001 | 8,442 | 4,699 | 2,211 | 1,204 | 1,493 | 1,073 | 867 | 858 | 44 |
| Married..... | 46,952 | 6 | 1,196 | 4,366 | 5,770 | 5,929 | 10,447 | 8,947 | 6,493 | 3,730 | 68 |
| Widowed..... | 11,011 | | 4 | 58 | 125 | 168 | 686 | 1,332 | 2,468 | 6,158 | 12 |
| Divorced..... | 671 | | 6 | 39 | 56 | 81 | 185 | 157 | 97 | 50 | |
| Unknown..... | 110 | | 26 | 11 | 6 | 3 | 9 | 8 | 7 | 16 | 24 |
| Native white—foreign parents..... | 36,308 | 13,176 | 3,757 | 3,582 | 3,414 | 2,845 | 4,856 | 2,794 | 1,307 | 603 | 24 |
| Single..... | 21,638 | 13,174 | 3,400 | 2,066 | 1,259 | 624 | 730 | 240 | 85 | 55 | 5 |
| Married..... | 13,058 | 2 | 346 | 1,430 | 2,083 | 2,126 | 3,779 | 2,145 | 916 | 220 | 11 |
| Widowed..... | 1,445 | | | 25 | 55 | 70 | 300 | 375 | 295 | 322 | 3 |
| Divorced..... | 143 | | 2 | 8 | 15 | 24 | 47 | 31 | 11 | 5 | |
| Unknown..... | 24 | | 9 | 3 | 2 | 1 | | 3 | | 1 | 5 |
| Foreign white..... | 20,186 | 1,639 | 1,255 | 1,756 | 1,907 | 1,856 | 3,516 | 3,078 | 2,541 | 2,570 | 68 |
| Single..... | 4,897 | 1,636 | 1,033 | 791 | 420 | 216 | 309 | 188 | 126 | 116 | 12 |
| Married..... | 12,360 | 3 | 169 | 944 | 1,447 | 1,572 | 3,002 | 2,475 | 1,633 | 1,035 | 30 |
| Widowed..... | 2,847 | | | 13 | 33 | 58 | 192 | 400 | 716 | 1,413 | 22 |
| Divorced..... | 61 | | | 3 | 5 | 9 | 12 | 15 | 14 | 3 | |
| Unknown..... | 21 | | 3 | 5 | 2 | 1 | 1 | | 2 | 3 | 4 |
| Colored (total) ¹ | 373 | 114 | 45 | 38 | 31 | 30 | 45 | 33 | 14 | 21 | 2 |
| Single..... | 211 | 114 | 39 | 22 | 14 | 9 | 5 | 2 | 1 | 3 | 2 |
| Married..... | 120 | | 6 | 15 | 17 | 18 | 32 | 24 | 5 | 3 | |
| Widowed..... | 39 | | | 1 | | | 3 | 5 | 8 | 15 | |
| Divorced..... | 3 | | | | | | 3 | | | | |
| Unknown..... | | | | | | | | | | | |
| Persons of negro descent..... | 372 | 114 | 45 | 38 | 31 | 30 | 45 | 33 | 13 | 21 | 2 |
| Single..... | 211 | 114 | 39 | 22 | 14 | 9 | 5 | 2 | 1 | 3 | 2 |
| Married..... | 120 | | 6 | 15 | 17 | 18 | 32 | 24 | 5 | 3 | |
| Widowed..... | 38 | | | 1 | | | 3 | 5 | 7 | 15 | |
| Divorced..... | 3 | | | | | | 3 | | | | |
| Unknown..... | | | | | | | | | | | |

¹ Persons of negro descent, Chinese, Japanese, and Indians.

CONJUGAL CONDITION.

TABLE 30.—CONJUGAL CONDITION OF THE AGGREGATE POPULATION, CLASSIFIED BY SEX, GENERAL NATIVITY, COLOR, AND AGE PERIODS, BY STATES AND TERRITORIES: 1900—Continued.

VIRGINIA.

| SEX, GENERAL NATIVITY, COLOR, AND CONJUGAL CONDITION. | Aggregate. | Under 15 years. | 15 to 19 years. | 20 to 24 years. | 25 to 29 years. | 30 to 34 years. | 35 to 44 years. | 45 to 54 years. | 55 to 64 years. | 65 years and over. | Age unknown. |
|---|------------|-----------------|-----------------|-----------------|-----------------|-----------------|-----------------|-----------------|-----------------|--------------------|--------------|
| MALES. | | | | | | | | | | | |
| Aggregate..... | 925,897 | 357,974 | 101,156 | 87,803 | 68,373 | 55,117 | 95,868 | 75,030 | 45,719 | 36,674 | 2,183 |
| Single..... | 594,179 | 357,925 | 100,038 | 67,003 | 28,802 | 13,604 | 13,463 | 6,587 | 3,598 | 2,576 | 583 |
| Married..... | 301,585 | 30 | 943 | 20,133 | 38,474 | 40,032 | 77,967 | 62,582 | 35,999 | 24,482 | 878 |
| Widowed..... | 27,082 | 8 | 23 | 300 | 774 | 1,170 | 3,967 | 5,472 | 5,875 | 9,384 | 109 |
| Divorced..... | 1,007 | 1 | 4 | 44 | 104 | 103 | 253 | 256 | 160 | 39 | 3 |
| Unknown..... | 2,044 | 10 | 143 | 323 | 219 | 148 | 218 | 133 | 97 | 143 | 610 |
| Native white—native parents..... | 573,148 | 219,276 | 61,558 | 54,377 | 43,846 | 35,494 | 59,482 | 47,618 | 28,449 | 22,140 | 908 |
| Single..... | 365,265 | 219,267 | 60,758 | 41,487 | 18,601 | 8,527 | 8,272 | 4,317 | 2,256 | 1,536 | 244 |
| Married..... | 191,476 | 5 | 733 | 12,574 | 24,675 | 26,249 | 49,041 | 40,186 | 22,798 | 14,942 | 272 |
| Widowed..... | 14,884 | | 14 | 147 | 407 | 594 | 1,934 | 2,924 | 3,271 | 5,558 | 40 |
| Divorced..... | 547 | | 3 | 27 | 64 | 54 | 134 | 132 | 83 | 49 | 1 |
| Unknown..... | 977 | 4 | 50 | 142 | 99 | 70 | 101 | 59 | 41 | 60 | 351 |
| Native white—foreign parents..... | 16,814 | 5,512 | 1,572 | 1,700 | 1,537 | 1,325 | 2,276 | 1,332 | 973 | 575 | 12 |
| Single..... | 11,007 | 5,512 | 1,564 | 1,486 | 896 | 521 | 542 | 228 | 177 | 76 | 5 |
| Married..... | 5,127 | | 4 | 180 | 615 | 779 | 1,635 | 986 | 604 | 320 | 4 |
| Widowed..... | 597 | | | 1 | 14 | 19 | 88 | 110 | 188 | 177 | |
| Divorced..... | 17 | | | | | | 4 | 8 | 3 | 1 | |
| Unknown..... | 66 | 4 | 32 | 12 | 6 | 7 | | 1 | 1 | | 3 |
| Foreign white..... | 12,034 | 406 | 411 | 732 | 1,011 | 1,257 | 2,317 | 1,809 | 1,958 | 2,101 | 32 |
| Single..... | 3,603 | 405 | 409 | 598 | 523 | 374 | 410 | 243 | 332 | 304 | 5 |
| Married..... | 6,971 | 1 | | 123 | 475 | 860 | 1,836 | 1,432 | 1,228 | 999 | 17 |
| Widowed..... | 1,335 | | | 2 | 4 | 16 | 60 | 120 | 376 | 754 | 3 |
| Divorced..... | 14 | | | | | 1 | 3 | 2 | 5 | 3 | |
| Unknown..... | 111 | 2 | 9 | | 9 | 6 | 8 | 12 | 17 | 41 | 7 |
| Colored (total)..... | 323,901 | 132,780 | 37,615 | 30,994 | 21,979 | 17,041 | 31,793 | 24,271 | 14,339 | 11,858 | 1,231 |
| Single..... | 214,304 | 132,741 | 37,307 | 23,432 | 8,732 | 4,132 | 4,239 | 1,799 | 833 | 660 | 329 |
| Married..... | 98,012 | 24 | 211 | 7,256 | 12,709 | 12,204 | 25,455 | 19,978 | 11,369 | 8,221 | 585 |
| Widowed..... | 10,266 | 8 | 9 | 150 | 349 | 541 | 1,885 | 2,318 | 2,040 | 2,900 | 66 |
| Divorced..... | 429 | 1 | 1 | 16 | 40 | 48 | 112 | 114 | 59 | 36 | 2 |
| Unknown..... | 890 | 6 | 87 | 140 | 99 | 66 | 102 | 62 | 38 | 41 | 249 |
| Persons of negro descent..... | 323,459 | 132,720 | 37,559 | 30,937 | 21,926 | 16,999 | 31,677 | 24,228 | 14,332 | 11,832 | 1,229 |
| Single..... | 213,977 | 132,681 | 37,251 | 23,380 | 8,742 | 4,133 | 4,167 | 1,735 | 831 | 660 | 327 |
| Married..... | 97,910 | 24 | 211 | 7,251 | 12,697 | 12,191 | 25,413 | 19,953 | 11,366 | 8,219 | 585 |
| Widowed..... | 10,258 | 8 | 9 | 150 | 349 | 541 | 1,884 | 2,315 | 2,038 | 2,898 | 66 |
| Divorced..... | 427 | 1 | 1 | 16 | 40 | 48 | 112 | 114 | 59 | 34 | 2 |
| Unknown..... | 887 | 6 | 87 | 140 | 98 | 66 | 101 | 61 | 38 | 41 | 249 |
| FEMALES. | | | | | | | | | | | |
| Aggregate..... | 928,287 | 352,546 | 102,346 | 94,256 | 71,927 | 56,425 | 95,835 | 71,660 | 45,415 | 36,172 | 1,705 |
| Single..... | 553,962 | 352,446 | 91,719 | 49,307 | 20,672 | 10,532 | 12,497 | 7,929 | 4,747 | 3,645 | 468 |
| Married..... | 302,710 | 79 | 10,356 | 43,348 | 48,601 | 42,245 | 72,614 | 49,348 | 24,706 | 10,729 | 684 |
| Widowed..... | 68,839 | 4 | 173 | 1,302 | 2,312 | 3,327 | 10,146 | 13,981 | 15,729 | 21,528 | 332 |
| Divorced..... | 1,678 | | 29 | 169 | 247 | 248 | 425 | 267 | 120 | 65 | 8 |
| Unknown..... | 1,198 | 17 | 64 | 130 | 95 | 73 | 153 | 135 | 113 | 205 | 213 |
| Native white—native parents..... | 563,065 | 211,948 | 61,547 | 56,675 | 44,838 | 35,551 | 53,133 | 45,089 | 30,021 | 23,659 | 544 |
| Single..... | 336,299 | 211,880 | 54,369 | 29,530 | 13,065 | 6,660 | 8,133 | 5,725 | 3,782 | 2,881 | 174 |
| Married..... | 193,360 | 62 | 7,054 | 26,500 | 30,761 | 27,350 | 45,263 | 32,231 | 16,735 | 7,142 | 212 |
| Widowed..... | 36,986 | 2 | 80 | 460 | 904 | 1,375 | 4,394 | 6,913 | 9,310 | 13,433 | 60 |
| Divorced..... | 858 | | 19 | 87 | 126 | 128 | 216 | 141 | 86 | 50 | 5 |
| Unknown..... | 562 | 4 | 25 | 48 | 42 | 38 | 77 | 74 | 58 | 103 | 93 |
| Native white—foreign parents..... | 15,760 | 5,479 | 1,535 | 1,659 | 1,564 | 1,370 | 2,115 | 1,104 | 535 | 389 | 10 |
| Single..... | 9,783 | 5,478 | 1,459 | 1,167 | 655 | 324 | 415 | 158 | 60 | 60 | 7 |
| Married..... | 5,009 | 1 | 74 | 474 | 860 | 933 | 1,498 | 747 | 285 | 85 | 2 |
| Widowed..... | 934 | | 2 | 12 | 45 | 53 | 195 | 198 | 185 | 243 | 1 |
| Divorced..... | 25 | | 4 | 4 | 4 | 6 | 7 | 1 | 3 | | |
| Unknown..... | 9 | | 2 | | | 4 | | | 2 | 1 | |
| Foreign white..... | 7,034 | 331 | 351 | 565 | 670 | 766 | 1,232 | 1,153 | 1,029 | 840 | 22 |
| Single..... | 1,439 | 331 | 307 | 237 | 136 | 110 | 127 | 87 | 62 | 36 | 6 |
| Married..... | 4,253 | | 44 | 322 | 508 | 635 | 1,047 | 332 | 531 | 275 | 9 |
| Widowed..... | 1,222 | | | 5 | 18 | 20 | 71 | 227 | 332 | 496 | 3 |
| Divorced..... | 7 | | | 1 | 1 | | 2 | 3 | | | |
| Unknown..... | 63 | | | 7 | 7 | 1 | 5 | 9 | 4 | 33 | 4 |
| Colored (total)..... ¹ | 337,428 | 134,738 | 33,913 | 35,357 | 24,795 | 18,738 | 34,335 | 24,309 | 13,830 | 11,234 | 1,129 |
| Single..... | 206,391 | 134,707 | 35,584 | 18,323 | 6,816 | 3,433 | 3,772 | 1,959 | 843 | 668 | 281 |
| Married..... | 100,088 | 16 | 3,184 | 16,052 | 16,472 | 13,277 | 24,306 | 15,538 | 7,055 | 3,227 | 461 |
| Widowed..... | 29,697 | 2 | 96 | 825 | 1,345 | 1,879 | 5,486 | 6,636 | 5,852 | 7,306 | 263 |
| Divorced..... | 638 | | 10 | 77 | 116 | 114 | 200 | 122 | 31 | 15 | 3 |
| Unknown..... | 564 | 13 | 39 | 80 | 46 | 30 | 71 | 52 | 49 | 68 | 116 |
| Persons of negro descent..... | 337,263 | 134,690 | 33,865 | 35,341 | 24,788 | 18,731 | 34,320 | 24,302 | 13,826 | 11,274 | 1,126 |
| Single..... | 206,271 | 134,659 | 35,536 | 18,309 | 6,815 | 3,437 | 3,768 | 1,958 | 843 | 668 | 278 |
| Married..... | 100,058 | 16 | 3,184 | 16,050 | 16,466 | 13,272 | 24,795 | 15,534 | 7,054 | 3,226 | 461 |
| Widowed..... | 29,682 | 2 | 96 | 825 | 1,345 | 1,878 | 5,486 | 6,636 | 5,849 | 7,297 | 268 |
| Divorced..... | 688 | | 10 | 77 | 116 | 114 | 200 | 122 | 31 | 15 | 3 |
| Unknown..... | 564 | 13 | 39 | 80 | 46 | 30 | 71 | 52 | 49 | 68 | 116 |

¹ Persons of negro descent, Chinese, Japanese, and Indians.

STATISTICS OF POPULATION.

TABLE 30.—CONJUGAL CONDITION OF THE AGGREGATE POPULATION, CLASSIFIED BY SEX, GENERAL NATIVITY, COLOR, AND AGE PERIODS, BY STATES AND TERRITORIES: 1900—Continued.

WASHINGTON.

| SEX, GENERAL NATIVITY, COLOR, AND CONJUGAL CONDITION. | Aggregate. | Under 15 years. | 15 to 19 years. | 20 to 24 years. | 25 to 29 years. | 30 to 34 years. | 35 to 44 years. | 45 to 54 years. | 55 to 64 years. | 65 years and over. | Age unknown. |
|---|------------|-----------------|-----------------|-----------------|-----------------|-----------------|-----------------|-----------------|-----------------|--------------------|--------------|
| MALES. | | | | | | | | | | | |
| Aggregate..... | 304,178 | 80,071 | 23,203 | 27,082 | 28,332 | 29,449 | 55,103 | 31,081 | 15,507 | 9,025 | 5,325 |
| Single..... | 193,115 | 80,065 | 23,036 | 23,689 | 19,142 | 14,401 | 19,308 | 7,574 | 2,754 | 1,080 | 2,066 |
| Married..... | 96,294 | 4 | 107 | 2,931 | 8,520 | 14,158 | 33,177 | 20,883 | 10,503 | 5,484 | 467 |
| Widowed..... | 8,821 | 2 | 2 | 40 | 192 | 45 | 1,745 | 2,069 | 1,970 | 2,304 | 49 |
| Divorced..... | 1,549 | 3 | 3 | 27 | 89 | 153 | 439 | 387 | 242 | 141 | 13 |
| Unknown..... | 4,399 | 2 | 55 | 335 | 389 | 282 | 384 | 168 | 38 | 16 | 2,730 |
| Native white—native parents..... | 151,737 | 43,931 | 12,716 | 14,006 | 13,932 | 13,501 | 23,804 | 13,742 | 7,295 | 4,712 | 4,188 |
| Single..... | 96,805 | 43,930 | 12,649 | 12,086 | 8,931 | 6,113 | 7,482 | 2,651 | 927 | 420 | 1,616 |
| Married..... | 46,738 | 4,709 | 62 | 1,762 | 4,709 | 6,940 | 15,013 | 9,819 | 5,148 | 3,023 | 267 |
| Widowed..... | 4,415 | 22 | 22 | 112 | 242 | 242 | 884 | 979 | 970 | 1,177 | 29 |
| Divorced..... | 884 | 13 | 13 | 52 | 80 | 238 | 226 | 185 | 81 | 81 | 9 |
| Unknown..... | 2,395 | 1 | 15 | 123 | 123 | 126 | 137 | 67 | 25 | 6 | 2,267 |
| Native white—foreign parents..... | 69,332 | 31,392 | 6,764 | 5,965 | 5,397 | 5,066 | 8,640 | 3,860 | 1,446 | 711 | 91 |
| Single..... | 54,661 | 31,390 | 6,742 | 5,420 | 3,727 | 2,519 | 2,952 | 981 | 266 | 113 | 51 |
| Married..... | 13,310 | 2 | 16 | 533 | 2,423 | 2,423 | 5,237 | 2,560 | 955 | 406 | 24 |
| Widowed..... | 1,063 | 1 | 1 | 7 | 33 | 78 | 302 | 262 | 207 | 179 | |
| Divorced..... | 224 | 7 | 7 | 17 | 36 | 83 | 50 | 18 | 11 | 11 | 2 |
| Unknown..... | 74 | 5 | 4 | 16 | 10 | 16 | 7 | | | 2 | 14 |
| Foreign white..... | 67,078 | 2,183 | 2,291 | 4,957 | 6,839 | 9,349 | 19,871 | 11,860 | 6,132 | 3,219 | 377 |
| Single..... | 31,538 | 2,183 | 2,260 | 4,387 | 4,894 | 4,909 | 7,524 | 3,306 | 1,372 | 507 | 194 |
| Married..... | 31,312 | 11 | 11 | 423 | 1,735 | 4,196 | 11,557 | 7,118 | 3,921 | 1,797 | 54 |
| Widowed..... | 3,017 | 6 | 6 | 37 | 37 | 114 | 498 | 745 | 745 | 860 | 8 |
| Divorced..... | 393 | 1 | 1 | 15 | 82 | 107 | 105 | 85 | 47 | 47 | 1 |
| Unknown..... | 820 | 20 | 140 | 158 | 98 | 185 | 82 | 9 | 8 | 8 | 120 |
| Colored (total) ¹ | 15,531 | 2,065 | 1,432 | 2,154 | 2,164 | 1,533 | 2,788 | 1,619 | 724 | 333 | 669 |
| Single..... | 10,113 | 2,062 | 1,385 | 1,796 | 1,590 | 860 | 1,350 | 636 | 189 | 40 | 205 |
| Married..... | 4,434 | 2 | 28 | 273 | 472 | 599 | 1,320 | 886 | 479 | 253 | 122 |
| Widowed..... | 326 | 1 | 1 | 11 | 10 | 16 | 61 | 79 | 48 | 88 | 12 |
| Divorced..... | 43 | 3 | 3 | 6 | 5 | 10 | 11 | 6 | 4 | 2 | 1 |
| Unknown..... | 610 | 1 | 15 | 68 | 87 | 48 | 46 | 12 | 4 | | 329 |
| Persons of negro descent..... | 1,589 | 227 | 88 | 227 | 182 | 220 | 332 | 192 | 61 | 31 | 29 |
| Single..... | 1,023 | 227 | 86 | 204 | 136 | 138 | 127 | 65 | 14 | 10 | 16 |
| Married..... | 462 | 2 | 21 | 39 | 72 | 72 | 178 | 95 | 36 | 13 | 6 |
| Widowed..... | 72 | 1 | 1 | 2 | 4 | 4 | 31 | 9 | 9 | 8 | |
| Divorced..... | 13 | 1 | 1 | 4 | 2 | 2 | 1 | 1 | | | |
| Unknown..... | 19 | 1 | 4 | 1 | 4 | 2 | 3 | 2 | | | 7 |
| FEMALES. | | | | | | | | | | | |
| Aggregate..... | 213,925 | 77,828 | 20,901 | 19,321 | 17,761 | 17,669 | 29,128 | 15,700 | 9,027 | 5,656 | 934 |
| Single..... | 112,562 | 77,820 | 18,424 | 8,675 | 3,495 | 1,655 | 1,445 | 506 | 200 | 113 | 224 |
| Married..... | 89,159 | 8 | 2,421 | 10,320 | 13,679 | 15,213 | 25,514 | 12,973 | 6,263 | 2,410 | 358 |
| Widowed..... | 10,676 | 20 | 182 | 409 | 582 | 1,803 | 2,023 | 2,475 | 3,091 | 91 | 91 |
| Divorced..... | 1,208 | 29 | 133 | 169 | 210 | 353 | 194 | 83 | 32 | 5 | 5 |
| Unknown..... | 320 | 7 | 11 | 9 | 9 | 13 | 4 | 6 | 5 | 256 | |
| Native white—native parents..... | 113,331 | 42,710 | 12,005 | 10,570 | 9,201 | 8,593 | 13,830 | 7,985 | 4,808 | 2,985 | 644 |
| Single..... | 61,278 | 42,706 | 10,455 | 4,511 | 1,675 | 742 | 646 | 217 | 91 | 57 | 176 |
| Married..... | 45,664 | 4 | 1,512 | 5,889 | 7,211 | 7,453 | 12,035 | 6,636 | 3,370 | 1,234 | 190 |
| Widowed..... | 5,413 | 1 | 92 | 214 | 289 | 289 | 866 | 1,016 | 1,233 | 1,616 | 40 |
| Divorced..... | 704 | 18 | 72 | 95 | 118 | 113 | 217 | 50 | 17 | 17 | 4 |
| Unknown..... | 269 | 3 | 6 | 6 | 6 | 6 | 3 | 4 | 1 | 1 | 234 |
| Native white—foreign parents..... | 59,279 | 31,052 | 6,453 | 5,186 | 4,380 | 3,662 | 5,323 | 2,024 | 784 | 333 | 32 |
| Single..... | 41,440 | 31,050 | 5,917 | 2,619 | 1,013 | 406 | 305 | 89 | 23 | 8 | 10 |
| Married..... | 16,243 | 2 | 525 | 2,489 | 3,223 | 3,083 | 4,596 | 1,649 | 504 | 151 | 16 |
| Widowed..... | 1,363 | 3 | 41 | 98 | 131 | 181 | 361 | 262 | 246 | 218 | 3 |
| Divorced..... | 225 | 5 | 35 | 41 | 42 | 61 | 61 | 24 | 11 | 6 | |
| Unknown..... | 8 | 3 | 2 | 2 | | | | | | | 3 |
| Foreign white..... | 35,047 | 2,090 | 1,998 | 3,012 | 3,659 | 4,969 | 9,132 | 5,132 | 3,048 | 1,940 | 67 |
| Single..... | 7,146 | 2,090 | 1,734 | 1,364 | 711 | 467 | 451 | 139 | 79 | 45 | 16 |
| Married..... | 24,437 | 267 | 1,603 | 2,860 | 2,860 | 4,312 | 8,148 | 4,249 | 2,140 | 835 | 33 |
| Widowed..... | 3,218 | 2 | 26 | 65 | 152 | 152 | 464 | 641 | 807 | 1,052 | 9 |
| Divorced..... | 219 | 4 | 16 | 20 | 36 | 36 | 64 | 53 | 20 | 6 | |
| Unknown..... | 27 | 1 | 3 | 3 | 3 | 2 | 5 | | 2 | 2 | 9 |
| Colored (total) ¹ | 6,268 | 1,976 | 445 | 553 | 521 | 445 | 843 | 559 | 387 | 343 | 191 |
| Single..... | 2,700 | 1,974 | 318 | 181 | 96 | 40 | 43 | 11 | 7 | 8 | 22 |
| Married..... | 2,315 | 2 | 339 | 380 | 380 | 360 | 675 | 439 | 249 | 130 | 119 |
| Widowed..... | 677 | 3 | 23 | 32 | 30 | 30 | 112 | 104 | 129 | 205 | 39 |
| Divorced..... | 60 | 2 | 10 | 13 | 14 | 11 | 4 | 4 | 2 | 3 | 1 |
| Unknown..... | 16 | | | | | 1 | 2 | 1 | | 2 | 10 |
| Persons of negro descent..... | 925 | 215 | 70 | 105 | 117 | 101 | 189 | 69 | 30 | 19 | 10 |
| Single..... | 400 | 214 | 58 | 47 | 38 | 16 | 19 | 4 | 1 | | 3 |
| Married..... | 412 | 1 | 11 | 53 | 66 | 71 | 136 | 53 | 15 | 3 | 4 |
| Widowed..... | 101 | 1 | 5 | 10 | 11 | 11 | 33 | 11 | 12 | 16 | 2 |
| Divorced..... | 9 | | | | 3 | 2 | 2 | | 2 | | |
| Unknown..... | 3 | | | | | 1 | | 1 | | | 1 |

¹ Persons of negro descent, Chinese, Japanese, and Indians.

CONJUGAL CONDITION.

305

TABLE 30.—CONJUGAL CONDITION OF THE AGGREGATE POPULATION, CLASSIFIED BY SEX, GENERAL NATIVITY, COLOR, AND AGE PERIODS, BY STATES AND TERRITORIES: 1900—Continued.

WEST VIRGINIA.

| SEX, GENERAL NATIVITY, COLOR, AND CONJUGAL CONDITION. | Aggregate. | Under 15 years. | 15 to 19 years. | 20 to 24 years. | 25 to 29 years. | 30 to 34 years. | 35 to 44 years. | 45 to 54 years. | 55 to 64 years. | 65 years and over. | Age unknown. |
|---|------------|-----------------|-----------------|-----------------|-----------------|-----------------|-----------------|-----------------|-----------------|--------------------|--------------|
| MALES. | | | | | | | | | | | |
| Aggregate..... | 499,242 | 187,977 | 53,073 | 50,232 | 42,419 | 34,172 | 52,847 | 37,106 | 22,083 | 16,670 | 2,663 |
| Single..... | 315,598 | 187,961 | 52,430 | 38,066 | 17,358 | 7,894 | 6,784 | 2,636 | 1,088 | 670 | 711 |
| Married..... | 169,727 | 12 | 577 | 11,820 | 24,412 | 26,388 | 44,059 | 32,089 | 18,760 | 11,945 | 665 |
| Widowed..... | 11,407 | 2 | 10 | 185 | 472 | 714 | 1,707 | 2,176 | 2,114 | 3,937 | 92 |
| Divorced..... | 733 | 4 | 2 | 33 | 68 | 101 | 137 | 141 | 96 | 54 | 6 |
| Unknown..... | 1,777 | 4 | 54 | 123 | 79 | 75 | 100 | 64 | 25 | 64 | 1,189 |
| Native white—native parents..... | 435,110 | 173,981 | 47,191 | 42,194 | 34,768 | 27,957 | 43,211 | 31,215 | 18,710 | 13,942 | 1,941 |
| Single..... | 279,458 | 173,967 | 46,609 | 31,366 | 13,300 | 5,693 | 4,717 | 1,938 | 796 | 485 | 587 |
| Married..... | 144,663 | 12 | 532 | 10,550 | 20,932 | 21,573 | 36,936 | 27,338 | 16,117 | 10,165 | 508 |
| Widowed..... | 9,221 | 10 | 162 | 400 | 563 | 1,338 | 1,770 | 1,708 | 3,205 | 65 | 65 |
| Divorced..... | 590 | 1 | 33 | 80 | 79 | 157 | 121 | 69 | 45 | 5 | 5 |
| Unknown..... | 1,178 | 2 | 39 | 83 | 56 | 49 | 63 | 48 | 20 | 42 | 776 |
| Native white—foreign parents..... | 24,739 | 6,838 | 2,370 | 2,478 | 2,662 | 2,451 | 4,074 | 2,173 | 1,016 | 644 | 33 |
| Single..... | 14,947 | 6,838 | 2,352 | 2,132 | 1,473 | 889 | 897 | 244 | 74 | 35 | 8 |
| Married..... | 9,170 | 16 | 16 | 334 | 1,152 | 1,513 | 3,041 | 1,795 | 834 | 462 | 18 |
| Widowed..... | 558 | 6 | 6 | 21 | 21 | 38 | 123 | 126 | 101 | 140 | 3 |
| Divorced..... | 35 | 2 | 2 | 6 | 6 | 2 | 13 | 7 | 7 | 7 | 3 |
| Unknown..... | 29 | 2 | 6 | 5 | 4 | 4 | 1 | 1 | 7 | 7 | 4 |
| Foreign white..... | 14,164 | 471 | 602 | 1,333 | 1,742 | 1,686 | 2,848 | 2,179 | 1,579 | 1,590 | 134 |
| Single..... | 4,499 | 471 | 587 | 1,093 | 830 | 517 | 513 | 252 | 195 | 87 | 24 |
| Married..... | 8,647 | 10 | 10 | 232 | 896 | 1,129 | 2,243 | 1,797 | 1,269 | 1,036 | 35 |
| Widowed..... | 842 | 3 | 3 | 3 | 8 | 23 | 60 | 116 | 172 | 454 | 6 |
| Divorced..... | 25 | 1 | 1 | 1 | 3 | 3 | 6 | 2 | 10 | 3 | 3 |
| Unknown..... | 151 | 4 | 5 | 5 | 8 | 14 | 26 | 12 | 3 | 10 | 69 |
| Colored (total) ¹ | 25,229 | 6,687 | 2,910 | 4,227 | 3,247 | 2,078 | 2,714 | 1,539 | 778 | 494 | 555 |
| Single..... | 16,694 | 6,685 | 2,882 | 3,475 | 1,750 | 795 | 657 | 202 | 98 | 63 | 92 |
| Married..... | 7,247 | 19 | 704 | 1,432 | 1,168 | 1,839 | 1,159 | 540 | 282 | 282 | 104 |
| Widowed..... | 786 | 14 | 14 | 43 | 90 | 186 | 164 | 133 | 133 | 133 | 18 |
| Divorced..... | 83 | 5 | 5 | 12 | 17 | 21 | 11 | 10 | 6 | 6 | 1 |
| Unknown..... | 419 | 2 | 9 | 29 | 10 | 8 | 11 | 3 | 2 | 5 | 340 |
| Persons of negro descent..... | 25,167 | 6,683 | 2,908 | 4,220 | 3,238 | 2,064 | 2,696 | 1,533 | 777 | 493 | 555 |
| Single..... | 16,648 | 6,681 | 2,880 | 3,469 | 1,742 | 783 | 646 | 199 | 93 | 63 | 92 |
| Married..... | 7,232 | 19 | 704 | 1,431 | 1,166 | 1,839 | 1,156 | 589 | 281 | 281 | 104 |
| Widowed..... | 786 | 14 | 14 | 43 | 90 | 186 | 164 | 133 | 133 | 133 | 18 |
| Divorced..... | 83 | 5 | 5 | 12 | 17 | 21 | 11 | 10 | 6 | 6 | 1 |
| Unknown..... | 418 | 2 | 9 | 28 | 10 | 8 | 11 | 3 | 2 | 5 | 340 |
| FEMALES. | | | | | | | | | | | |
| Aggregate..... | 459,558 | 179,906 | 50,921 | 46,440 | 37,485 | 29,871 | 45,858 | 32,167 | 20,220 | 15,666 | 1,124 |
| Single..... | 268,117 | 179,848 | 43,850 | 21,598 | 8,977 | 4,401 | 4,555 | 2,278 | 1,316 | 982 | 312 |
| Married..... | 166,106 | 57 | 6,917 | 21,598 | 27,494 | 24,267 | 37,985 | 25,422 | 13,364 | 5,943 | 465 |
| Widowed..... | 23,766 | 100 | 471 | 809 | 1,012 | 2,995 | 4,260 | 5,422 | 8,564 | 143 | 143 |
| Divorced..... | 1,103 | 33 | 133 | 166 | 167 | 291 | 168 | 98 | 45 | 7 | 7 |
| Unknown..... | 466 | 1 | 21 | 46 | 39 | 24 | 32 | 39 | 25 | 42 | 197 |
| Native white—native parents..... | 408,871 | 166,276 | 45,963 | 40,741 | 32,457 | 23,608 | 38,857 | 27,585 | 17,398 | 13,142 | 844 |
| Single..... | 242,913 | 166,225 | 39,451 | 18,540 | 7,392 | 3,526 | 3,618 | 1,894 | 1,159 | 865 | 243 |
| Married..... | 145,461 | 50 | 6,382 | 21,655 | 24,230 | 21,131 | 32,638 | 22,135 | 11,637 | 5,204 | 354 |
| Widowed..... | 19,146 | 81 | 81 | 387 | 653 | 793 | 2,331 | 3,371 | 4,444 | 7,001 | 85 |
| Divorced..... | 971 | 31 | 125 | 148 | 138 | 248 | 151 | 87 | 38 | 38 | 5 |
| Unknown..... | 380 | 1 | 18 | 34 | 34 | 20 | 27 | 34 | 21 | 34 | 157 |
| Native white—foreign parents..... | 24,134 | 6,611 | 2,450 | 2,682 | 2,535 | 2,375 | 3,868 | 1,981 | 920 | 637 | 25 |
| Single..... | 13,460 | 6,610 | 2,341 | 1,771 | 1,093 | 625 | 680 | 205 | 77 | 48 | 10 |
| Married..... | 9,214 | 1 | 95 | 891 | 1,446 | 1,657 | 2,882 | 1,451 | 568 | 210 | 13 |
| Widowed..... | 1,397 | 11 | 15 | 38 | 80 | 285 | 818 | 272 | 377 | 377 | 1 |
| Divorced..... | 48 | 1 | 1 | 6 | 11 | 20 | 7 | 3 | 3 | 3 | 1 |
| Unknown..... | 15 | 2 | 5 | 2 | 2 | 1 | 1 | 2 | 2 | 2 | 1 |
| Foreign white..... | 8,215 | 425 | 381 | 652 | 649 | 687 | 1,292 | 1,425 | 1,341 | 1,319 | 44 |
| Single..... | 1,417 | 423 | 297 | 262 | 106 | 77 | 88 | 83 | 40 | 35 | 6 |
| Married..... | 5,007 | 2 | 83 | 381 | 522 | 585 | 1,108 | 1,081 | 829 | 401 | 15 |
| Widowed..... | 1,763 | 1 | 1 | 8 | 18 | 23 | 94 | 260 | 467 | 877 | 15 |
| Divorced..... | 13 | 1 | 1 | 1 | 2 | 2 | 1 | 1 | 2 | 4 | 4 |
| Unknown..... | 15 | 1 | 1 | 1 | 1 | 1 | 1 | 3 | 2 | 2 | 8 |
| Colored (total) ¹ | 18,338 | 6,594 | 2,127 | 2,365 | 1,794 | 1,201 | 1,841 | 1,176 | 561 | 468 | 211 |
| Single..... | 10,327 | 6,590 | 1,761 | 1,025 | 386 | 173 | 169 | 96 | 40 | 34 | 53 |
| Married..... | 6,424 | 4 | 357 | 1,265 | 1,296 | 894 | 1,362 | 755 | 280 | 123 | 83 |
| Widowed..... | 1,460 | 7 | 61 | 100 | 116 | 116 | 285 | 311 | 239 | 299 | 42 |
| Divorced..... | 71 | 7 | 7 | 10 | 16 | 22 | 9 | 9 | 1 | 3 | 2 |
| Unknown..... | 56 | 1 | 7 | 2 | 2 | 3 | 5 | 1 | 1 | 4 | 31 |
| Persons of negro descent..... | 18,332 | 6,592 | 2,125 | 2,365 | 1,794 | 1,200 | 1,841 | 1,176 | 561 | 468 | 210 |
| Single..... | 10,323 | 6,588 | 1,759 | 1,025 | 386 | 173 | 169 | 96 | 40 | 34 | 53 |
| Married..... | 6,423 | 4 | 357 | 1,265 | 1,296 | 893 | 1,362 | 755 | 280 | 123 | 83 |
| Widowed..... | 1,459 | 7 | 61 | 100 | 116 | 116 | 285 | 311 | 239 | 299 | 41 |
| Divorced..... | 71 | 7 | 7 | 10 | 16 | 22 | 9 | 9 | 1 | 3 | 2 |
| Unknown..... | 56 | 1 | 7 | 2 | 2 | 3 | 5 | 1 | 1 | 4 | 31 |

¹ Persons of negro descent, Chinese, Japanese, and Indians.

STATISTICS OF POPULATION.

TABLE 30.—CONJUGAL CONDITION OF THE AGGREGATE POPULATION, CLASSIFIED BY SEX, GENERAL NATIVITY, COLOR, AND AGE PERIODS, BY STATES AND TERRITORIES: 1900—Continued.

WISCONSIN.

| SEX, GENERAL NATIVITY, COLOR, AND CONJUGAL CONDITION. | Aggregate. | Under 15 years. | 15 to 19 years. | 20 to 24 years. | 25 to 29 years. | 30 to 34 years. | 35 to 44 years. | 45 to 54 years. | 55 to 64 years. | 65 years and over. | Age unknown. |
|---|------------|-----------------|-----------------|-----------------|-----------------|-----------------|-----------------|-----------------|-----------------|--------------------|--------------|
| MALES. | | | | | | | | | | | |
| Aggregate..... | 1,067,562 | 373,402 | 104,519 | 91,204 | 82,594 | 76,358 | 136,548 | 89,539 | 56,920 | 54,644 | 1,834 |
| Single..... | 658,847 | 373,370 | 104,079 | 78,616 | 42,785 | 22,044 | 22,465 | 8,578 | 3,834 | 2,547 | 529 |
| Married..... | 374,108 | 24 | 265 | 12,135 | 38,922 | 53,051 | 109,829 | 75,673 | 46,869 | 36,814 | 526 |
| Widowed..... | 30,036 | 10 | 10 | 119 | 522 | 928 | 3,422 | 4,538 | 5,683 | 14,764 | 50 |
| Divorced..... | 2,453 | 3 | 3 | 44 | 156 | 203 | 618 | 608 | 444 | 358 | 19 |
| Unknown..... | 2,118 | 8 | 162 | 290 | 209 | 132 | 214 | 142 | 90 | 161 | 710 |
| Native white—native parents..... | 298,552 | 145,341 | 31,125 | 22,374 | 16,803 | 14,110 | 24,188 | 18,331 | 12,345 | 12,926 | 1,059 |
| Single..... | 214,185 | 145,327 | 30,947 | 18,687 | 7,891 | 3,860 | 3,823 | 1,885 | 881 | 609 | 275 |
| Married..... | 75,798 | 8 | 118 | 3,545 | 8,657 | 9,936 | 19,273 | 13,184 | 10,008 | 8,876 | 193 |
| Widowed..... | 6,664 | 4 | 4 | 38 | 128 | 202 | 768 | 1,003 | 1,280 | 3,230 | 11 |
| Divorced..... | 854 | 20 | 20 | 59 | 59 | 59 | 198 | 215 | 150 | 147 | 6 |
| Unknown..... | 1,051 | 6 | 56 | 84 | 68 | 53 | 76 | 44 | 26 | 64 | 574 |
| Native white—foreign parents..... | 480,661 | 216,415 | 61,053 | 50,136 | 43,300 | 33,814 | 50,887 | 18,706 | 4,161 | 1,900 | 289 |
| Single..... | 367,667 | 216,402 | 60,856 | 44,008 | 23,510 | 10,545 | 9,296 | 2,357 | 432 | 133 | 128 |
| Married..... | 108,071 | 11 | 102 | 5,904 | 19,400 | 22,749 | 40,041 | 15,283 | 3,188 | 1,281 | 112 |
| Widowed..... | 3,802 | 3 | 54 | 244 | 387 | 1,243 | 914 | 489 | 458 | 5 | 5 |
| Divorced..... | 622 | 2 | 21 | 67 | 91 | 244 | 124 | 47 | 24 | 2 | 2 |
| Unknown..... | 499 | 2 | 90 | 149 | 79 | 42 | 58 | 28 | 5 | 4 | 42 |
| Foreign white..... | 282,393 | 9,775 | 11,859 | 18,144 | 21,970 | 23,018 | 60,702 | 51,898 | 40,082 | 39,511 | 434 |
| Single..... | 73,475 | 9,770 | 11,799 | 15,482 | 11,133 | 7,511 | 9,130 | 4,257 | 2,494 | 1,789 | 110 |
| Married..... | 188,142 | 5 | 41 | 2,578 | 10,609 | 20,095 | 49,977 | 44,760 | 33,426 | 26,454 | 197 |
| Widowed..... | 19,232 | 3 | 25 | 141 | 326 | 1,354 | 1,854 | 2,550 | 3,858 | 10,991 | 34 |
| Divorced..... | 950 | 1 | 3 | 29 | 49 | 167 | 262 | 245 | 184 | 10 | 10 |
| Unknown..... | 544 | 15 | 56 | 58 | 58 | 37 | 74 | 69 | 59 | 98 | 83 |
| Colored (total) ¹ | 5,956 | 1,871 | 482 | 550 | 521 | 416 | 821 | 604 | 332 | 307 | 52 |
| Single..... | 3,520 | 1,871 | 477 | 439 | 251 | 128 | 216 | 79 | 27 | 16 | 16 |
| Married..... | 2,097 | 4 | 108 | 256 | 271 | 538 | 446 | 247 | 203 | 24 | 24 |
| Widowed..... | 288 | 2 | 2 | 9 | 13 | 52 | 7 | 56 | 85 | 1 | 1 |
| Divorced..... | 27 | 1 | 1 | 4 | 4 | 9 | 7 | 2 | 3 | 1 | 1 |
| Unknown..... | 24 | 1 | 1 | 4 | 4 | 6 | 1 | 1 | 1 | 1 | 11 |
| Persons of negro descent..... | 1,413 | 271 | 111 | 166 | 160 | 122 | 247 | 174 | 69 | 75 | 23 |
| Single..... | 852 | 271 | 111 | 144 | 91 | 56 | 98 | 46 | 14 | 14 | 7 |
| Married..... | 471 | 21 | 64 | 65 | 133 | 133 | 103 | 40 | 37 | 8 | 8 |
| Widowed..... | 74 | 1 | 1 | 1 | 1 | 14 | 23 | 14 | 22 | 1 | 1 |
| Divorced..... | 7 | 1 | 1 | 1 | 1 | 1 | 1 | 1 | 2 | 1 | 1 |
| Unknown..... | 14 | 1 | 4 | 4 | 4 | 1 | 1 | 1 | 1 | 1 | 7 |
| FEMALES. | | | | | | | | | | | |
| Aggregate..... | 1,001,480 | 366,596 | 104,419 | 91,049 | 77,239 | 68,445 | 116,876 | 75,814 | 51,572 | 48,548 | 922 |
| Single..... | 566,849 | 366,543 | 98,000 | 52,629 | 21,210 | 10,137 | 10,924 | 4,186 | 1,843 | 1,129 | 248 |
| Married..... | 371,430 | 27 | 6,175 | 37,642 | 54,543 | 56,159 | 98,797 | 61,440 | 35,770 | 20,587 | 340 |
| Widowed..... | 59,213 | 1 | 68 | 434 | 1,028 | 1,669 | 6,232 | 9,521 | 13,564 | 26,581 | 115 |
| Divorced..... | 3,062 | 32 | 229 | 376 | 430 | 430 | 841 | 619 | 343 | 171 | 21 |
| Unknown..... | 876 | 25 | 144 | 115 | 82 | 50 | 82 | 48 | 52 | 80 | 198 |
| Native white—native parents..... | 237,351 | 142,163 | 31,203 | 22,813 | 15,926 | 12,936 | 21,861 | 16,099 | 12,085 | 11,779 | 481 |
| Single..... | 195,150 | 142,142 | 23,937 | 12,893 | 4,437 | 2,071 | 2,379 | 1,146 | 633 | 370 | 142 |
| Married..... | 76,610 | 13 | 2,177 | 9,634 | 11,037 | 10,323 | 17,908 | 12,728 | 8,095 | 4,546 | 144 |
| Widowed..... | 14,094 | 31 | 144 | 286 | 374 | 1,258 | 1,989 | 3,212 | 6,771 | 29 | 29 |
| Divorced..... | 1,128 | 11 | 111 | 135 | 143 | 285 | 219 | 128 | 74 | 17 | 17 |
| Unknown..... | 369 | 8 | 47 | 36 | 31 | 15 | 31 | 17 | 17 | 18 | 149 |
| Native white—foreign parents..... | 475,642 | 213,116 | 61,407 | 51,755 | 43,569 | 33,367 | 49,195 | 17,459 | 3,978 | 1,637 | 159 |
| Single..... | 332,316 | 213,091 | 58,552 | 32,132 | 13,837 | 6,413 | 6,653 | 1,657 | 257 | 57 | 67 |
| Married..... | 133,139 | 10 | 2,739 | 19,230 | 28,933 | 25,971 | 39,471 | 13,462 | 2,617 | 629 | 57 |
| Widowed..... | 3,371 | 21 | 191 | 508 | 762 | 2,705 | 2,705 | 2,174 | 1,065 | 938 | 7 |
| Divorced..... | 1,016 | 12 | 89 | 185 | 193 | 333 | 333 | 152 | 33 | 8 | 1 |
| Unknown..... | 300 | 15 | 83 | 63 | 36 | 23 | 23 | 14 | 6 | 5 | 27 |
| Foreign white..... | 233,312 | 9,424 | 11,294 | 16,042 | 17,329 | 21,805 | 45,255 | 41,813 | 35,239 | 34,850 | 256 |
| Single..... | 36,210 | 9,417 | 10,088 | 7,373 | 2,804 | 1,617 | 1,860 | 1,366 | 949 | 697 | 39 |
| Married..... | 159,717 | 4 | 1,173 | 8,542 | 14,248 | 19,533 | 40,960 | 34,913 | 24,373 | 15,303 | 118 |
| Widowed..... | 36,311 | 1 | 13 | 89 | 217 | 515 | 2,203 | 5,233 | 9,208 | 18,706 | 76 |
| Divorced..... | 871 | 6 | 22 | 46 | 78 | 209 | 239 | 180 | 88 | 3 | 3 |
| Unknown..... | 203 | 2 | 14 | 16 | 14 | 12 | 23 | 17 | 29 | 56 | 20 |
| Colored (total) ¹ | 5,175 | 1,893 | 515 | 434 | 415 | 337 | 565 | 438 | 270 | 282 | 26 |
| Single..... | 2,673 | 1,893 | 423 | 181 | 82 | 36 | 32 | 17 | 4 | 5 | 1 |
| Married..... | 2,014 | 86 | 236 | 305 | 305 | 277 | 458 | 337 | 185 | 109 | 21 |
| Widowed..... | 437 | 3 | 10 | 17 | 17 | 18 | 66 | 75 | 79 | 166 | 3 |
| Divorced..... | 47 | 3 | 7 | 10 | 6 | 9 | 9 | 9 | 2 | 1 | 1 |
| Unknown..... | 4 | 1 | 1 | 1 | 1 | 1 | 1 | 1 | 1 | 1 | 2 |
| Persons of negro descent..... | 1,124 | 279 | 119 | 136 | 121 | 102 | 164 | 99 | 45 | 53 | 6 |
| Single..... | 563 | 279 | 101 | 78 | 43 | 25 | 24 | 2 | 2 | 2 | 1 |
| Married..... | 422 | 17 | 53 | 53 | 69 | 66 | 109 | 60 | 25 | 19 | 4 |
| Widowed..... | 123 | 3 | 3 | 3 | 6 | 10 | 27 | 27 | 17 | 32 | 1 |
| Divorced..... | 15 | 1 | 2 | 2 | 3 | 1 | 4 | 3 | 1 | 1 | 1 |
| Unknown..... | 1 | 1 | 1 | 1 | 1 | 1 | 1 | 1 | 1 | 1 | 1 |

¹ Persons of negro descent, Chinese, Japanese, and Indians.

CONJUGAL CONDITION.

TABLE 30.—CONJUGAL CONDITION OF THE AGGREGATE POPULATION, CLASSIFIED BY SEX, GENERAL NATIVITY, COLOR, AND AGE PERIODS, BY STATES AND TERRITORIES: 1900—Continued.

WYOMING.

| SEX, GENERAL NATIVITY, COLOR, AND CONJUGAL CONDITION. | Aggregate. | Under 15 years. | 15 to 19 years. | 20 to 24 years. | 25 to 29 years. | 30 to 34 years. | 35 to 44 years. | 45 to 54 years. | 55 to 64 years. | 65 years and over. | Age unknown. |
|---|------------|-----------------|-----------------|-----------------|-----------------|-----------------|-----------------|-----------------|-----------------|--------------------|--------------|
| MALES. | | | | | | | | | | | |
| Aggregate..... | 58,184 | 14,556 | 4,500 | 6,894 | 7,373 | 6,286 | 10,300 | 5,108 | 2,137 | 865 | 170 |
| Single..... | 39,955 | 14,556 | 4,472 | 6,103 | 5,130 | 3,397 | 4,194 | 1,488 | 431 | 140 | 49 |
| Married..... | 16,168 | | 22 | 739 | 2,114 | 2,708 | 5,583 | 3,155 | 1,864 | 464 | 19 |
| Widowed..... | 1,517 | | | 12 | 59 | 99 | 322 | 399 | 809 | 244 | 8 |
| Divorced..... | 237 | | | 4 | 19 | 45 | 72 | 54 | 27 | 16 | |
| Unknown..... | 307 | | 6 | 36 | 51 | 37 | 59 | 12 | 6 | 1 | 99 |
| Native white—native parents..... | 29,736 | 8,615 | 2,417 | 3,603 | 3,650 | 2,926 | 4,740 | 2,284 | 947 | 424 | 130 |
| Single..... | 21,044 | 8,615 | 2,406 | 3,193 | 2,551 | 1,558 | 1,865 | 600 | 165 | 68 | 23 |
| Married..... | 7,696 | | 9 | 386 | 1,033 | 1,271 | 2,638 | 1,484 | 629 | 231 | 15 |
| Widowed..... | 703 | | | 5 | 35 | 50 | 183 | 174 | 138 | 116 | 2 |
| Divorced..... | 122 | | | 3 | 11 | 28 | 36 | 22 | 14 | 8 | |
| Unknown..... | 171 | | 2 | 16 | 20 | 19 | 18 | 4 | 1 | 1 | 90 |
| Native white—foreign parents..... | 14,521 | 5,251 | 1,370 | 1,661 | 1,630 | 1,344 | 2,036 | 818 | 280 | 64 | 7 |
| Single..... | 11,262 | 5,251 | 1,366 | 1,485 | 1,174 | 747 | 868 | 276 | 77 | 16 | 2 |
| Married..... | 2,900 | | 4 | 167 | 498 | 561 | 1,045 | 447 | 150 | 27 | 1 |
| Widowed..... | 265 | | | 4 | 11 | 20 | 88 | 78 | 47 | 17 | |
| Divorced..... | 59 | | | 1 | 3 | 13 | 18 | 14 | 6 | 4 | |
| Unknown..... | 35 | | | 4 | 4 | 3 | 17 | 3 | | | 4 |
| Foreign white..... | 11,586 | 261 | 500 | 1,317 | 1,722 | 1,782 | 3,140 | 1,728 | 779 | 343 | 14 |
| Single..... | 6,198 | 261 | 489 | 1,179 | 1,215 | 974 | 1,321 | 593 | 166 | 54 | 6 |
| Married..... | 4,762 | | 7 | 120 | 467 | 773 | 1,676 | 1,047 | 489 | 180 | 3 |
| Widowed..... | 478 | | | 2 | 10 | 17 | 102 | 128 | 113 | 105 | 1 |
| Divorced..... | 51 | | | 3 | 3 | 3 | 17 | 17 | 7 | 4 | |
| Unknown..... | 97 | | 4 | 16 | 27 | 15 | 24 | 3 | 4 | | 4 |
| Colored (total) ¹ | 2,341 | 429 | 213 | 313 | 311 | 234 | 384 | 273 | 181 | 34 | 19 |
| Single..... | 1,451 | 429 | 211 | 246 | 190 | 118 | 140 | 74 | 23 | 2 | 18 |
| Married..... | 810 | | 2 | 66 | 116 | 103 | 224 | 177 | 96 | 26 | |
| Widowed..... | 71 | | | 1 | 3 | 12 | 19 | 11 | 6 | | |
| Divorced..... | 6 | | | 2 | 1 | 1 | 1 | 1 | | | |
| Unknown..... | 4 | | | | | | 2 | 1 | | | 1 |
| Persons of negro descent..... | 631 | 92 | 41 | 108 | 124 | 92 | 94 | 46 | 27 | 6 | 1 |
| Single..... | 443 | 92 | 41 | 99 | 89 | 60 | 39 | 16 | 7 | | |
| Married..... | 149 | | | 9 | 32 | 26 | 45 | 20 | 15 | 2 | |
| Widowed..... | 32 | | | | 1 | 6 | 9 | 8 | 4 | 4 | |
| Divorced..... | 4 | | | 2 | 2 | | 1 | 1 | | | |
| Unknown..... | 3 | | | | | | | 1 | 1 | | 1 |
| FEMALES. | | | | | | | | | | | |
| Aggregate..... | 34,347 | 13,756 | 3,273 | 3,433 | 3,198 | 2,708 | 4,181 | 2,165 | 1,084 | 542 | 57 |
| Single..... | 18,840 | 13,752 | 2,741 | 1,333 | 535 | 196 | 174 | 55 | 24 | 15 | 15 |
| Married..... | 14,036 | 3 | 524 | 2,050 | 2,574 | 2,409 | 3,696 | 1,799 | 749 | 206 | 26 |
| Widowed..... | 1,309 | | 4 | 30 | 59 | 71 | 227 | 297 | 303 | 317 | 1 |
| Divorced..... | 129 | | 3 | 15 | 29 | 25 | 33 | 12 | 8 | 4 | |
| Unknown..... | 33 | 1 | 1 | 5 | 1 | 7 | 1 | 2 | | | 15 |
| Native white—native parents..... | 18,246 | 8,017 | 1,771 | 1,695 | 1,610 | 1,350 | 1,963 | 1,021 | 508 | 262 | 49 |
| Single..... | 10,583 | 8,016 | 1,464 | 610 | 258 | 97 | 77 | 25 | 14 | 8 | 14 |
| Married..... | 6,987 | | 304 | 1,055 | 1,303 | 1,206 | 1,771 | 876 | 357 | 96 | 19 |
| Widowed..... | 590 | | 1 | 19 | 31 | 32 | 102 | 113 | 133 | 158 | 1 |
| Divorced..... | 59 | | 1 | 8 | 17 | 10 | 13 | 6 | 4 | | |
| Unknown..... | 27 | 1 | 1 | 3 | 1 | 5 | | 1 | | | 15 |
| Native white—foreign parents..... | 9,966 | 5,072 | 1,066 | 1,019 | 841 | 595 | 883 | 356 | 100 | 32 | 2 |
| Single..... | 6,818 | 5,072 | 965 | 491 | 176 | 49 | 50 | 14 | | | 1 |
| Married..... | 2,928 | | 98 | 519 | 646 | 522 | 772 | 289 | 65 | 16 | 1 |
| Widowed..... | 185 | | 1 | 5 | 13 | 14 | 52 | 52 | 32 | 16 | |
| Divorced..... | 32 | | 2 | 3 | 6 | 9 | 8 | 1 | 3 | | |
| Unknown..... | 3 | | | 1 | | 1 | 1 | | | | |
| Foreign white..... | 4,996 | 277 | 327 | 596 | 640 | 674 | 1,153 | 701 | 411 | 211 | 6 |
| Single..... | 896 | 276 | 250 | 191 | 79 | 38 | 37 | 13 | 8 | 4 | |
| Married..... | 3,643 | 1 | 76 | 398 | 549 | 615 | 1,044 | 578 | 288 | 88 | 6 |
| Widowed..... | 428 | | 1 | 5 | 8 | 15 | 63 | 105 | 114 | 117 | |
| Divorced..... | 23 | | | 2 | 4 | 5 | 9 | 5 | 1 | 2 | |
| Unknown..... | 1 | | | | | 1 | | | | | |
| Colored (total) ¹ | 1,139 | 390 | 109 | 123 | 107 | 89 | 132 | 87 | 65 | 37 | |
| Single..... | 543 | 388 | 62 | 41 | 22 | 12 | 10 | 8 | 2 | 3 | |
| Married..... | 478 | 2 | 46 | 78 | 76 | 66 | 109 | 56 | 39 | 6 | |
| Widowed..... | 106 | | 1 | 1 | 7 | 10 | 10 | 27 | 24 | 26 | |
| Divorced..... | 10 | | | 2 | 2 | 1 | 3 | | | 2 | |
| Unknown..... | 2 | | | 1 | | | | 1 | | | |
| Persons of negro descent..... | 309 | 75 | 37 | 54 | 47 | 31 | 37 | 16 | 9 | 3 | |
| Single..... | 177 | 75 | 33 | 30 | 19 | 11 | 8 | | | 1 | |
| Married..... | 116 | | 4 | 23 | 24 | 17 | 27 | 12 | 8 | 1 | |
| Widowed..... | 11 | | | 2 | 2 | 3 | 1 | 3 | 1 | 1 | |
| Divorced..... | 3 | | | | 2 | | 1 | | | | |
| Unknown..... | 2 | | | 1 | | | | 1 | | | |

¹ Persons of negro descent, Chinese, Japanese, and Indians.

TABLE 31.—CONJUGAL CONDITION OF THE AGGREGATE POPULATION, CLASSIFIED BY SEX, FOR CITIES HAVING 25,000 INHABITANTS OR MORE: 1900.

Table with columns for Cities, Aggregate, Males (Total, Single, Married, Wid-owed, Di-vorced, Un-known), and Females (Total, Single, Married, Wid-owed, Di-vorced, Un-known). Lists 100 cities with their respective population statistics.

CONJUGAL CONDITION.

TABLE 31.—CONJUGAL CONDITION OF THE AGGREGATE POPULATION, CLASSIFIED BY SEX, FOR CITIES HAVING 25,000 INHABITANTS OR MORE: 1900—Continued.

| CITIES. | Aggregate. | MALES. | | | | | | FEMALES. | | | | | |
|-----------------------------------|------------|-----------|-----------|----------|-----------|------------|-----------|-----------|---------|----------|-----------|------------|-----------|
| | | Total. | Single. | Married. | Wid-owed. | Di-voiced. | Un-known. | Total. | Single. | Married. | Wid-owed. | Di-voiced. | Un-known. |
| Milwaukee, Wis | 285,315 | 140,536 | 85,003 | 51,898 | 3,157 | 293 | 185 | 144,779 | 82,936 | 51,710 | 9,540 | 564 | 29 |
| Minneapolis, Minn | 202,718 | 103,122 | 61,684 | 38,074 | 2,859 | 312 | 193 | 99,596 | 55,040 | 37,726 | 6,308 | 468 | 64 |
| Mobile, Ala | 38,469 | 17,973 | 10,940 | 6,294 | 630 | 59 | 50 | 20,496 | 10,725 | 6,490 | 3,074 | 182 | 25 |
| Montgomery, Ala | 30,346 | 13,958 | 8,157 | 5,172 | 516 | 22 | 91 | 16,388 | 8,030 | 5,383 | 2,721 | 183 | 71 |
| Nashville, Tenn | 80,865 | 22,525 | 15,240 | 1,888 | 53 | 150 | 42 | 42,509 | 21,634 | 14,818 | 6,241 | 182 | 134 |
| Newark, N. J | 246,070 | 121,027 | 69,998 | 47,147 | 3,400 | 116 | 366 | 125,043 | 67,459 | 46,645 | 10,611 | 165 | 163 |
| New Bedford, Mass | 62,442 | 29,706 | 16,598 | 12,135 | 892 | 41 | 40 | 32,736 | 17,550 | 12,322 | 2,763 | 80 | 31 |
| New Britain, Conn | 25,998 | 13,333 | 8,191 | 4,737 | 369 | 15 | 21 | 12,665 | 7,041 | 4,678 | 924 | 21 | 1 |
| Newcastle, Pa | 28,339 | 14,778 | 8,753 | 5,642 | 332 | 10 | 41 | 13,561 | 7,105 | 5,466 | 946 | 31 | 13 |
| New Haven, Conn | 108,027 | 58,842 | 31,626 | 20,294 | 1,783 | 78 | 61 | 54,185 | 28,889 | 20,291 | 4,821 | 159 | 25 |
| New Orleans, La | 287,104 | 136,068 | 84,767 | 45,961 | 4,919 | 279 | 142 | 151,036 | 82,202 | 47,061 | 21,078 | 530 | 145 |
| Newport, Ky | 28,301 | 13,585 | 8,116 | 5,068 | 378 | 16 | 7 | 14,716 | 8,104 | 5,096 | 1,448 | 60 | 8 |
| Newton, Mass | 33,587 | 15,034 | 8,648 | 5,938 | 404 | 10 | 34 | 18,553 | 11,039 | 5,964 | 1,479 | 23 | 48 |
| New York, N. Y | 3,437,202 | 1,705,705 | 1,025,080 | 627,265 | 48,294 | 1,190 | 3,876 | 1,731,497 | 961,443 | 619,155 | 147,494 | 2,061 | 1,344 |
| Manhattan and Bronx bor- oughs | 2,050,600 | 1,020,015 | 617,701 | 371,158 | 27,054 | 784 | 3,318 | 1,030,585 | 576,817 | 364,919 | 86,287 | 1,362 | 1,200 |
| Brooklyn borough | 1,166,582 | 573,738 | 339,461 | 215,728 | 17,678 | 350 | 516 | 592,849 | 324,552 | 214,373 | 53,187 | 601 | 136 |
| Queens borough | 152,999 | 77,547 | 46,860 | 28,396 | 2,233 | 34 | 34 | 75,452 | 41,962 | 28,099 | 5,319 | 66 | 6 |
| Richmond borough | 34,410 | 21,058 | 11,998 | 7,129 | 229 | 22 | 8 | 32,611 | 18,112 | 11,764 | 2,701 | 32 | 2 |
| Norfolk, Va | 46,624 | 22,704 | 13,685 | 8,142 | 779 | 23 | 75 | 23,920 | 12,710 | 8,236 | 2,919 | 39 | 16 |
| Oakland, Cal | 66,960 | 32,921 | 18,401 | 13,138 | 1,049 | 137 | 196 | 34,039 | 17,160 | 13,019 | 3,566 | 250 | 44 |
| Omaha, Nebr | 102,555 | 54,093 | 33,166 | 18,847 | 1,793 | 249 | 38 | 48,462 | 26,281 | 18,465 | 3,465 | 236 | 15 |
| Oshkosh, Wis | 28,284 | 13,543 | 7,850 | 5,207 | 366 | 48 | 72 | 14,741 | 8,240 | 5,297 | 1,057 | 111 | 36 |
| Passaic, N. J | 27,777 | 13,320 | 7,801 | 5,230 | 274 | 5 | 10 | 14,467 | 8,549 | 5,200 | 685 | 19 | 4 |
| Paterson, N. J | 105,171 | 51,889 | 30,210 | 19,999 | 1,623 | 38 | 19 | 53,282 | 29,170 | 19,840 | 4,184 | 88 | 5 |
| Pawtucket, R. I | 39,231 | 18,938 | 10,975 | 7,188 | 686 | 49 | 40 | 20,293 | 11,277 | 7,237 | 1,673 | 85 | 21 |
| Peoria, Ill | 56,100 | 28,724 | 17,261 | 10,227 | 1,036 | 183 | 17 | 27,376 | 14,609 | 10,253 | 2,282 | 227 | 5 |
| Philadelphia, Pa | 1,293,697 | 634,485 | 372,441 | 238,086 | 21,437 | 745 | 1,776 | 659,212 | 359,078 | 238,258 | 59,802 | 1,027 | 947 |
| Pittsburg, Pa | 165,646 | 821,616 | 102,638 | 58,743 | 3,936 | 144 | 185 | 155,970 | 88,252 | 56,574 | 10,846 | 237 | 61 |
| Portland, Me | 50,145 | 23,714 | 12,768 | 9,805 | 966 | 84 | 101 | 26,431 | 13,619 | 9,785 | 2,862 | 130 | 35 |
| Portland, Oreg | 90,426 | 53,128 | 32,986 | 17,698 | 1,926 | 331 | 196 | 37,298 | 19,568 | 14,585 | 2,762 | 374 | 9 |
| Providence, R. I | 175,597 | 85,072 | 48,611 | 32,904 | 3,069 | 286 | 202 | 90,525 | 49,077 | 32,523 | 8,283 | 569 | 78 |
| Pueblo, Colo | 28,157 | 15,350 | 8,831 | 5,803 | 379 | 36 | 301 | 12,807 | 6,226 | 5,587 | 807 | 87 | 40 |
| Quincy, Ill | 17,505 | 10,118 | 6,652 | 4,719 | 46 | 10 | 10 | 18,747 | 10,039 | 6,811 | 1,811 | 38 | 3 |
| Racine, Wis | 29,102 | 14,780 | 8,955 | 5,408 | 390 | 20 | 10 | 14,322 | 7,932 | 5,363 | 973 | 46 | 8 |
| Reading, Pa | 78,961 | 39,128 | 21,850 | 15,979 | 1,132 | 140 | 27 | 39,833 | 20,851 | 15,070 | 3,097 | 199 | 16 |
| Richmond, Va | 85,050 | 39,936 | 24,428 | 13,750 | 1,329 | 67 | 362 | 45,114 | 25,246 | 13,810 | 5,795 | 73 | 190 |
| Rochester, N. Y | 162,608 | 77,520 | 45,342 | 29,749 | 2,211 | 32 | 126 | 85,088 | 47,054 | 30,065 | 7,737 | 163 | 64 |
| Rockford, Ill | 31,051 | 15,169 | 8,675 | 6,040 | 394 | 33 | 22 | 15,882 | 8,411 | 6,128 | 1,252 | 76 | 15 |
| Sacramento, Cal | 29,282 | 15,747 | 9,344 | 6,298 | 551 | 30 | 174 | 13,535 | 6,482 | 5,434 | 1,384 | 133 | 102 |
| Saginaw, Mich | 42,345 | 20,488 | 11,536 | 8,280 | 533 | 71 | 18 | 21,857 | 11,684 | 8,331 | 1,638 | 120 | 14 |
| St. Joseph, Mo | 102,979 | 56,681 | 37,779 | 16,760 | 1,745 | 352 | 45 | 46,298 | 26,870 | 16,373 | 2,707 | 327 | 21 |
| St. Louis, Mo | 575,238 | 288,197 | 174,528 | 102,979 | 8,842 | 601 | 1,247 | 287,041 | 154,969 | 102,315 | 27,693 | 995 | 569 |
| St. Paul, Minn | 163,065 | 84,405 | 54,355 | 27,337 | 2,060 | 162 | 491 | 78,660 | 46,321 | 27,057 | 4,988 | 181 | 113 |
| Salem, Mass | 35,556 | 17,044 | 9,958 | 6,432 | 594 | 20 | 40 | 18,912 | 10,676 | 6,898 | 1,753 | 43 | 37 |
| Salt Lake City, Utah | 53,531 | 25,349 | 15,731 | 9,366 | 544 | 67 | 141 | 27,682 | 15,396 | 9,700 | 2,288 | 260 | 38 |
| San Antonio, Tex | 53,321 | 26,129 | 15,906 | 9,090 | 763 | 100 | 270 | 27,192 | 14,575 | 9,464 | 2,798 | 174 | 181 |
| San Francisco, Cal | 342,752 | 184,866 | 111,701 | 63,821 | 6,100 | 748 | 2,496 | 157,916 | 80,345 | 58,934 | 17,261 | 1,011 | 365 |
| Savannah, Ga | 54,244 | 25,925 | 15,002 | 9,642 | 1,010 | 114 | 157 | 28,319 | 13,943 | 9,990 | 3,996 | 288 | 102 |
| Schenectady, N. Y | 31,632 | 17,053 | 10,055 | 6,371 | 581 | 19 | 77 | 14,629 | 7,810 | 6,025 | 1,265 | 15 | 14 |
| Scranton, Pa | 102,026 | 51,216 | 31,554 | 18,229 | 1,280 | 46 | 107 | 50,810 | 29,387 | 17,934 | 3,356 | 84 | 49 |
| Seattle, Wash | 80,671 | 51,521 | 33,072 | 14,650 | 1,175 | 291 | 2,333 | 29,150 | 14,212 | 12,574 | 1,893 | 244 | 227 |
| Sioux City, Iowa | 33,111 | 16,951 | 10,052 | 6,400 | 385 | 70 | 44 | 16,160 | 8,783 | 6,432 | 843 | 97 | 5 |
| Somerville, Mass | 61,643 | 29,434 | 15,800 | 12,536 | 970 | 48 | 80 | 32,209 | 16,638 | 12,580 | 2,872 | 69 | 50 |
| South Bend, Ind | 35,999 | 18,467 | 10,755 | 7,184 | 430 | 87 | 11 | 17,532 | 9,192 | 7,035 | 1,188 | 106 | 11 |
| South Omaha, Nebr | 26,001 | 15,871 | 11,255 | 4,242 | 343 | 28 | 3 | 10,130 | 5,651 | 4,033 | 428 | 18 | ----- |
| Spokane, Wash | 36,848 | 21,167 | 12,997 | 7,282 | 655 | 191 | 42 | 15,681 | 7,836 | 6,684 | 965 | 133 | 13 |
| Springfield, Ill | 34,159 | 16,582 | 9,539 | 6,319 | 590 | 43 | 91 | 17,577 | 9,481 | 6,380 | 1,621 | 67 | 28 |
| Springfield, Mass | 62,059 | 29,616 | 16,288 | 12,118 | 1,011 | 60 | 139 | 32,443 | 17,060 | 12,196 | 3,011 | 121 | 55 |
| Springfield, Ohio | 38,253 | 19,306 | 10,958 | 7,570 | 662 | 54 | 62 | 18,947 | 9,638 | 7,558 | 1,638 | 78 | 25 |
| Superior, Wis | 31,091 | 17,628 | 12,005 | 5,257 | 323 | 20 | 23 | 13,463 | 7,811 | 5,068 | 546 | 32 | 6 |
| Syracuse, N. Y | 108,374 | 52,538 | 29,228 | 21,514 | 1,701 | 90 | 5 | 55,836 | 28,855 | 21,648 | 5,216 | 114 | 3 |
| Tacoma, Wash | 21,232 | 11,930 | 7,129 | 4,677 | 60 | 1,646 | 60 | 16,432 | 8,553 | 6,798 | 1,025 | 30 | 26 |
| Taunton, Mass | 31,036 | 15,317 | 8,915 | 5,803 | 546 | 29 | 24 | 15,719 | 8,456 | 5,784 | 1,418 | 41 | 20 |
| Terre Haute, Ind | 36,673 | 17,802 | 9,898 | 7,145 | 606 | 124 | 29 | 18,871 | 9,652 | 7,182 | 1,812 | 210 | 15 |
| Toledo, Ohio | 131,822 | 65,604 | 37,216 | 26,328 | 1,644 | 159 | 257 | 66,218 | 34,890 | 26,318 | 4,650 | 272 | 88 |
| Topeka, Kans | 33,608 | 16,134 | 8,576 | 6,394 | 555 | 40 | 69 | 17,474 | 8,817 | 6,975 | 1,578 | 76 | 28 |
| Trenton, N. J | 78,307 | 37,043 | 21,070 | 14,654 | 1,217 | 36 | 66 | 36,264 | 18,965 | 14,157 | 3,057 | 42 | 43 |
| Troy, N. Y | 60,651 | 28,015 | 16,760 | 9,801 | 1,229 | 18 | 207 | 32,636 | 18,902 | 9,938 | 3,520 | 64 | 212 |
| Utica, N. Y | 56,383 | 26,875 | 15,464 | 10,335 | 904 | 37 | 135 | 29,508 | 16,082 | 10,521 | 2,765 | 59 | 81 |
| Washington, D. C | 278,718 | 132,004 | 76,401 | 49,948 | 5,184 | 302 | 169 | 146,714 | 77,868 | 50,379 | 17,844 | 519 | 104 |
| Waterbury, Conn | 45,859 | 23,081 | 13,966 | 8,473 | 601 | 31 | 10 | 22,778 | 12,955 | 8,202 | 1,565 | 50 | 6 |
| Wheeling, W. Va | 38,878 | 19,011 | 11,323 | 7,020 | 519 | 41 | 108 | 19,867 | 10,968 | 7,087 | 1,706 | 73 | 33 |
| Wilkesbarre, Pa | 51,721 | 25,200 | 15,452 | 9,101 | 581 | 37 | 29 | 26,521 | 15,634 | 9,061 | 1,765 | 45 | 16 |
| Williamsport, Pa | 28,787 | 13,386 | 7,421 | 5,497 | 429 | 20 | 19 | 15,371 | 8,361 | 5,616 | 1,324 | 60 | 10 |
| Wilmington, Del | 76,508 | 38,383 | 22,315 | 14,588 | 1,342 | 38 | 100 | 38,125 | 20,314 | 14,358 | 3,351 | 62 | 40 |
| Woonsocket, R. I | 28,204 | 13,628 | 8,367 | 4,845 | 382 | 18 | 16 | 14,576 | 8,703 | 4,856 | 985 | 22 | 10 |
| Worcester, Mass | 118,421 | 59,082 | 35,077 | 22,068 | 1,760 | 84 | 93 | 59,339 | 32,724 | 21,842 | 4,574 | 143 | 56 |
| Yonkers, N. Y | 47,931 | 23,188 | 14,011 | 8,557 | 530 | 9 | 81 | 24,743 | 14,226 | 8,562 | 1,895 | 14 | 46 |
| York, Pa | 33,708 | 16,380 | 9,080 | 6,683 | 546 | 31 | 40 | 17,328 | 9,180 | 6,734 | 1,311 | 71 | 32 |
| Youngstown, Ohio | 44,885 | 23,582 | 13,926 | 8,888 | 604 | 52 | 112 | 21,903 | 11,878 | 8,079 | 1,266 | 59 | 21 |

STATISTICS OF POPULATION.

TABLE 32.—CONJUGAL CONDITION OF THE AGGREGATE POPULATION, CLASSIFIED BY SEX, GENERAL NATIVITY, COLOR, AND AGE PERIODS, FOR CITIES HAVING 100,000 INHABITANTS OR MORE: 1900.

[The designation "native white—native parents" comprehends all native white persons having either both parents native born, one parent native born and one parent unknown, or both parents unknown, while the designation "native white—foreign parents" comprehends all native white persons having either one or both parents foreign born. For city of Washington, see table for District of Columbia (page 264), with which it is coextensive for census purposes.]

ALLEGHENY, PA.

| SEX, GENERAL NATIVITY, COLOR, AND CONJUGAL CONDITION. | Aggregate. | Under 15 years. | 15 to 19 years. | 20 to 24 years. | 25 to 29 years. | 30 to 34 years. | 35 to 44 years. | 45 to 54 years. | 55 to 64 years. | 65 years and over. | Age unknown. |
|---|------------|-----------------|-----------------|-----------------|-----------------|-----------------|-----------------|-----------------|-----------------|--------------------|--------------|
| MALES. | | | | | | | | | | | |
| Aggregate..... | 66,667 | 19,446 | 6,003 | 7,510 | 7,711 | 6,336 | 9,498 | 5,494 | 2,921 | 1,643 | 105 |
| Single..... | 40,606 | 19,445 | 5,968 | 6,181 | 4,067 | 2,050 | 1,958 | 625 | 211 | 70 | 31 |
| Married..... | 24,114 | 1 | 35 | 1,308 | 3,572 | 4,155 | 7,185 | 4,459 | 2,810 | 1,069 | 15 |
| Widowed..... | 1,770 | | | 16 | 58 | 111 | 302 | 388 | 394 | 501 | 2 |
| Divorced..... | 84 | | | 4 | 6 | 16 | 33 | 17 | 6 | 2 | |
| Unknown..... | 93 | | | 6 | 8 | 4 | 10 | 5 | | 1 | 59 |
| Native white—native parents..... | 24,349 | 8,874 | 2,557 | 3,024 | 2,811 | 1,925 | 2,581 | 1,447 | 744 | 317 | 69 |
| Single..... | 16,927 | 8,874 | 2,542 | 2,465 | 1,496 | 634 | 624 | 198 | 68 | 13 | 13 |
| Married..... | 6,870 | | 15 | 547 | 1,279 | 1,244 | 1,849 | 1,186 | 584 | 209 | 7 |
| Widowed..... | 448 | | | 7 | 27 | 38 | 89 | 108 | 90 | 94 | |
| Divorced..... | 42 | | | 2 | 3 | 9 | 17 | 8 | 2 | 1 | |
| Unknown..... | 62 | | | 3 | 6 | | 2 | | | | 49 |
| Native white—foreign parents..... | 23,814 | 9,533 | 2,552 | 2,488 | 2,388 | 1,970 | 2,791 | 1,414 | 491 | 179 | 8 |
| Single..... | 17,162 | 9,533 | 2,543 | 2,118 | 1,346 | 699 | 672 | 194 | 41 | 14 | 2 |
| Married..... | 6,229 | | 9 | 363 | 1,024 | 1,222 | 2,000 | 1,106 | 388 | 115 | 2 |
| Widowed..... | 385 | | | 5 | 16 | 41 | 104 | 109 | 60 | 50 | |
| Divorced..... | 30 | | | 2 | 2 | 6 | 13 | 5 | 2 | | |
| Unknown..... | 8 | | | | | 2 | 2 | | | | 4 |
| Foreign white..... | 16,681 | 605 | 751 | 1,769 | 2,292 | 2,246 | 3,824 | 2,440 | 1,622 | 1,108 | 24 |
| Single..... | 5,458 | 605 | 745 | 1,420 | 1,102 | 643 | 595 | 201 | 93 | 38 | 16 |
| Married..... | 10,319 | | 6 | 345 | 1,179 | 1,579 | 3,122 | 2,069 | 1,294 | 720 | 5 |
| Widowed..... | 881 | | | 3 | 11 | 22 | 99 | 165 | 233 | 348 | |
| Divorced..... | 10 | | | | | 1 | 3 | 3 | 2 | 1 | |
| Unknown..... | 13 | | | 1 | | 1 | 5 | 2 | | 1 | 3 |
| Colored (total) ¹ | 1,823 | 434 | 143 | 229 | 220 | 195 | 302 | 198 | 64 | 39 | 4 |
| Single..... | 1,059 | 433 | 138 | 178 | 123 | 74 | 87 | 32 | 9 | 5 | |
| Married..... | 696 | 1 | 5 | 48 | 90 | 110 | 224 | 143 | 44 | 25 | 1 |
| Widowed..... | 56 | | | 1 | 4 | 10 | 10 | 11 | 11 | 9 | |
| Divorced..... | 2 | | | | | | | | | | |
| Unknown..... | 10 | | | 2 | 2 | 1 | 1 | 1 | | | 3 |
| Persons of negro descent..... | 1,795 | 434 | 143 | 228 | 216 | 192 | 289 | 186 | 64 | 39 | 4 |
| Single..... | 1,042 | 433 | 138 | 177 | 119 | 72 | 59 | 30 | 9 | 5 | |
| Married..... | 687 | 1 | 5 | 48 | 90 | 109 | 220 | 144 | 44 | 25 | 1 |
| Widowed..... | 54 | | | 1 | 4 | 10 | 9 | 10 | 11 | 9 | |
| Divorced..... | 2 | | | | 1 | | | 1 | | | |
| Unknown..... | 10 | | | 2 | 2 | 1 | 1 | 1 | | | 3 |
| FEMALES. | | | | | | | | | | | |
| Aggregate..... | 63,229 | 19,245 | 6,249 | 7,188 | 6,740 | 5,174 | 8,204 | 5,272 | 3,089 | 2,074 | 44 |
| Single..... | 35,062 | 19,245 | 5,851 | 4,326 | 2,330 | 1,125 | 1,277 | 504 | 272 | 124 | 8 |
| Married..... | 22,917 | | 389 | 2,711 | 4,213 | 3,747 | 6,017 | 3,575 | 1,691 | 562 | 12 |
| Widowed..... | 5,082 | | 2 | 68 | 159 | 269 | 856 | 1,170 | 1,117 | 1,385 | 6 |
| Divorced..... | 148 | | | 17 | 25 | 27 | 48 | 18 | 6 | 2 | |
| Unknown..... | 75 | | 7 | 18 | 13 | 6 | 6 | 5 | 3 | 1 | 18 |
| Native white—native parents..... | 23,382 | 8,646 | 2,591 | 2,804 | 2,423 | 1,657 | 2,311 | 1,580 | 865 | 476 | 29 |
| Single..... | 14,898 | 8,646 | 2,423 | 1,659 | 918 | 414 | 465 | 218 | 111 | 41 | 3 |
| Married..... | 6,926 | | 166 | 1,098 | 1,426 | 1,120 | 1,532 | 997 | 464 | 120 | 8 |
| Widowed..... | 1,448 | | 2 | 33 | 54 | 108 | 290 | 357 | 238 | 315 | 1 |
| Divorced..... | 72 | | | 11 | 17 | 12 | 24 | 7 | 1 | | |
| Unknown..... | 38 | | | 8 | 8 | 3 | | 1 | 1 | | 17 |
| Native white—foreign parents..... | 24,834 | 9,583 | 2,638 | 2,668 | 2,512 | 1,963 | 3,083 | 1,586 | 593 | 255 | 3 |
| Single..... | 16,362 | 9,583 | 2,528 | 1,822 | 1,011 | 517 | 598 | 190 | 82 | 28 | 3 |
| Married..... | 7,238 | | 104 | 820 | 1,436 | 1,331 | 2,161 | 1,022 | 307 | 57 | |
| Widowed..... | 1,156 | | | 13 | 55 | 99 | 307 | 312 | 201 | 169 | |
| Divorced..... | 46 | | | 5 | 5 | 13 | 11 | 9 | 2 | 1 | |
| Unknown..... | 32 | | 6 | 8 | 5 | 3 | 6 | 3 | 1 | | |
| Foreign white..... | 13,492 | 611 | 871 | 1,497 | 1,621 | 1,423 | 2,585 | 2,013 | 1,561 | 1,305 | 5 |
| Single..... | 3,079 | 611 | 764 | 752 | 350 | 179 | 201 | 91 | 76 | 55 | 2 |
| Married..... | 8,140 | | 106 | 727 | 1,229 | 1,190 | 2,161 | 1,471 | 883 | 376 | 2 |
| Widowed..... | 2,243 | | | 17 | 39 | 52 | 220 | 448 | 593 | 372 | 2 |
| Divorced..... | 25 | | | 1 | 3 | 2 | 13 | 2 | 3 | 1 | |
| Unknown..... | 5 | | 1 | | | | | 1 | 1 | 1 | 1 |
| Colored (total) ¹ | 1,521 | 405 | 149 | 169 | 184 | 131 | 225 | 143 | 70 | 38 | 7 |
| Single..... | 723 | 405 | 136 | 93 | 51 | 15 | 13 | 5 | 3 | | 2 |
| Married..... | 613 | | 13 | 71 | 122 | 106 | 173 | 85 | 32 | 9 | 2 |
| Widowed..... | 185 | | | 5 | 11 | 10 | 39 | 53 | 35 | 29 | 3 |
| Divorced..... | | | | | | | | | | | |
| Unknown..... | | | | | | | | | | | |
| Persons of negro descent..... | 1,520 | 405 | 149 | 168 | 184 | 131 | 225 | 143 | 70 | 38 | 7 |
| Single..... | 723 | 405 | 136 | 93 | 51 | 15 | 13 | 5 | 3 | | 2 |
| Married..... | 612 | | 13 | 70 | 122 | 106 | 173 | 85 | 32 | 9 | 2 |
| Widowed..... | 185 | | | 5 | 11 | 10 | 39 | 53 | 35 | 29 | 3 |
| Divorced..... | | | | | | | | | | | |
| Unknown..... | | | | | | | | | | | |

¹ Persons of negro descent, Chinese, Japanese, and Indians.

CONJUGAL CONDITION.

TABLE 32.—CONJUGAL CONDITION OF THE AGGREGATE POPULATION, CLASSIFIED BY SEX, GENERAL NATIVITY, COLOR, AND AGE PERIODS, FOR CITIES HAVING 100,000 INHABITANTS OR MORE: 1900—Continued.

BALTIMORE, MD.

| SEX, GENERAL NATIVITY, COLOR, AND CONJUGAL CONDITION. | Aggregate. | Under 15 years. | 15 to 19 years. | 20 to 24 years. | 25 to 29 years. | 30 to 34 years. | 35 to 44 years. | 45 to 54 years. | 55 to 64 years. | 65 years and over. | Age unknown. |
|---|------------|-----------------|-----------------|-----------------|-----------------|-----------------|-----------------|-----------------|-----------------|--------------------|--------------|
| MALES. | | | | | | | | | | | |
| Aggregate..... | 243,280 | 74,556 | 22,914 | 28,539 | 23,209 | 20,098 | 34,725 | 22,425 | 12,753 | 8,314 | 747 |
| Single..... | 143,528 | 74,546 | 22,739 | 18,769 | 11,012 | 5,914 | 6,360 | 2,515 | 1,027 | 435 | 211 |
| Married..... | 90,707 | 8 | 112 | 4,617 | 11,860 | 13,642 | 26,811 | 18,035 | 10,036 | 5,325 | 201 |
| Widowed..... | 8,019 | 1 | 3 | 72 | 241 | 435 | 1,351 | 1,767 | 1,581 | 2,516 | 23 |
| Divorced..... | 356 | 1 | 3 | 9 | 39 | 68 | 117 | 70 | 25 | 18 | |
| Unknown..... | 670 | 1 | 52 | 72 | 57 | 39 | 56 | 38 | 23 | 20 | 312 |
| Native white—native parents..... | 114,223 | 42,041 | 12,407 | 11,249 | 10,162 | 8,160 | 12,801 | 8,805 | 5,159 | 3,017 | 422 |
| Single..... | 74,903 | 42,037 | 12,305 | 8,994 | 4,880 | 2,369 | 2,441 | 1,097 | 465 | 200 | 115 |
| Married..... | 35,805 | 4 | 62 | 2,185 | 5,132 | 5,577 | 9,779 | 6,980 | 4,055 | 1,960 | 71 |
| Widowed..... | 2,951 | | | 31 | 103 | 166 | 507 | 674 | 614 | 847 | 9 |
| Divorced..... | 170 | | 8 | 4 | 24 | 31 | 45 | 38 | 15 | 5 | |
| Unknown..... | 394 | | 32 | 35 | 23 | 17 | 29 | 16 | 10 | 5 | 227 |
| Native white—foreign parents..... | 60,265 | 21,270 | 5,856 | 5,926 | 5,970 | 5,442 | 9,205 | 4,405 | 1,550 | 607 | 34 |
| Single..... | 40,119 | 21,268 | 5,833 | 5,028 | 3,315 | 1,892 | 1,984 | 569 | 169 | 48 | 13 |
| Married..... | 18,830 | 1 | 15 | 877 | 2,573 | 3,402 | 6,830 | 3,528 | 1,204 | 388 | 12 |
| Widowed..... | 1,159 | | 1 | 9 | 57 | 120 | 347 | 285 | 171 | 167 | 2 |
| Divorced..... | 82 | | | 2 | 8 | 18 | 33 | 16 | 3 | 2 | |
| Unknown..... | 75 | 1 | 7 | 10 | 17 | 10 | 11 | 7 | 3 | 2 | 7 |
| Foreign white..... | 33,259 | 1,688 | 1,650 | 2,482 | 3,115 | 3,431 | 6,753 | 5,645 | 4,454 | 3,959 | 82 |
| Single..... | 8,285 | 1,686 | 1,636 | 1,836 | 1,070 | 650 | 697 | 368 | 207 | 128 | 7 |
| Married..... | 22,431 | 1 | 9 | 631 | 2,019 | 2,721 | 5,870 | 4,896 | 3,712 | 2,544 | 28 |
| Widowed..... | 2,397 | | | 3 | 14 | 47 | 168 | 365 | 525 | 1,271 | 4 |
| Divorced..... | 46 | 1 | | 1 | 2 | 6 | 12 | 8 | 7 | 9 | |
| Unknown..... | 100 | | 5 | 11 | 10 | 7 | 6 | 3 | 3 | 7 | 43 |
| Colored (total) ¹ | 35,533 | 9,557 | 3,001 | 3,882 | 3,962 | 3,065 | 5,966 | 3,570 | 1,590 | 731 | 209 |
| Single..... | 20,221 | 9,555 | 2,965 | 2,911 | 1,747 | 1,003 | 1,238 | 481 | 186 | 59 | 76 |
| Married..... | 13,641 | 2 | 26 | 924 | 2,136 | 1,942 | 4,332 | 2,631 | 1,125 | 433 | 90 |
| Widowed..... | 1,512 | | 2 | 29 | 67 | 102 | 359 | 443 | 271 | 231 | 8 |
| Divorced..... | 58 | | | 2 | 5 | 13 | 27 | 8 | 1 | 2 | |
| Unknown..... | 101 | | 8 | 16 | 7 | 5 | 10 | 7 | 7 | 6 | 35 |
| Persons of negro descent..... | 35,063 | 9,553 | 2,991 | 3,836 | 3,900 | 2,966 | 5,795 | 3,512 | 1,576 | 730 | 204 |
| Single..... | 19,885 | 9,551 | 2,955 | 2,866 | 1,696 | 931 | 1,126 | 447 | 183 | 59 | 71 |
| Married..... | 13,512 | 2 | 26 | 923 | 2,125 | 1,917 | 4,275 | 2,608 | 1,114 | 432 | 90 |
| Widowed..... | 1,510 | | 2 | 29 | 67 | 102 | 358 | 442 | 271 | 231 | 8 |
| Divorced..... | 57 | | | 2 | 5 | 12 | 27 | 8 | 1 | 2 | |
| Unknown..... | 99 | | 8 | 16 | 7 | 4 | 9 | 7 | 7 | 6 | 35 |
| FEMALES. | | | | | | | | | | | |
| Aggregate..... | 265,677 | 75,962 | 26,797 | 28,657 | 25,921 | 21,152 | 36,408 | 24,067 | 14,759 | 11,281 | 673 |
| Single..... | 146,171 | 75,946 | 25,079 | 17,848 | 9,586 | 5,201 | 6,587 | 3,151 | 1,581 | 1,056 | 186 |
| Married..... | 91,819 | 13 | 1,633 | 10,375 | 15,365 | 14,503 | 25,224 | 14,867 | 6,895 | 2,761 | 183 |
| Widowed..... | 26,591 | 1 | 21 | 306 | 822 | 1,307 | 4,416 | 5,936 | 6,221 | 7,438 | 123 |
| Divorced..... | 632 | | 14 | 66 | 112 | 114 | 189 | 88 | 40 | 9 | |
| Unknown..... | 464 | 2 | 50 | 62 | 36 | 27 | 42 | 25 | 22 | 17 | 181 |
| Native white—native parents..... | 121,830 | 41,644 | 13,415 | 12,914 | 10,925 | 8,593 | 13,867 | 9,755 | 6,044 | 4,385 | 288 |
| Single..... | 74,884 | 41,639 | 12,560 | 8,099 | 4,206 | 2,327 | 2,970 | 1,561 | 871 | 576 | 75 |
| Married..... | 36,880 | 5 | 821 | 4,660 | 6,379 | 5,770 | 9,320 | 6,051 | 2,851 | 957 | 66 |
| Widowed..... | 9,568 | | 4 | 104 | 287 | 436 | 1,482 | 2,092 | 2,800 | 2,839 | 24 |
| Divorced..... | 266 | | 8 | 30 | 43 | 48 | 78 | 40 | 15 | 4 | |
| Unknown..... | 232 | | 22 | 21 | 10 | 12 | 17 | 11 | 7 | 9 | 123 |
| Native white—foreign parents..... | 64,960 | 21,783 | 6,423 | 6,641 | 6,664 | 5,835 | 9,989 | 4,914 | 1,790 | 901 | 20 |
| Single..... | 40,019 | 21,779 | 6,138 | 4,517 | 2,828 | 1,608 | 2,037 | 752 | 231 | 124 | 5 |
| Married..... | 20,983 | 3 | 273 | 2,046 | 3,637 | 3,898 | 6,911 | 3,143 | 867 | 197 | 8 |
| Widowed..... | 3,742 | | 2 | 52 | 155 | 283 | 984 | 1,000 | 684 | 577 | 5 |
| Divorced..... | 166 | | 2 | 16 | 35 | 40 | 46 | 18 | 8 | 1 | |
| Unknown..... | 50 | 1 | 8 | 10 | 9 | 6 | 11 | 1 | | 2 | 2 |
| Foreign white..... | 34,681 | 1,771 | 2,130 | 3,000 | 3,259 | 3,144 | 5,974 | 5,477 | 5,098 | 4,751 | 77 |
| Single..... | 7,717 | 1,769 | 1,932 | 1,483 | 678 | 396 | 522 | 377 | 312 | 233 | 15 |
| Married..... | 19,490 | 2 | 191 | 1,485 | 2,437 | 2,593 | 4,918 | 3,806 | 2,567 | 1,418 | 23 |
| Widowed..... | 7,350 | | 1 | 15 | 78 | 149 | 514 | 1,280 | 2,201 | 3,093 | 19 |
| Divorced..... | 58 | | | 5 | 9 | 6 | 17 | 9 | 9 | 3 | |
| Unknown..... | 66 | | 6 | 12 | 7 | | 3 | 5 | 9 | 4 | 20 |
| Colored (total) ¹ | 44,206 | 10,764 | 4,829 | 6,102 | 5,073 | 3,580 | 6,578 | 3,921 | 1,827 | 1,244 | 288 |
| Single..... | 23,551 | 10,759 | 4,449 | 3,749 | 1,874 | 870 | 1,008 | 461 | 167 | 123 | 91 |
| Married..... | 14,466 | 3 | 348 | 2,184 | 2,862 | 2,242 | 4,075 | 1,867 | 610 | 189 | 86 |
| Widowed..... | 5,931 | 1 | 14 | 135 | 302 | 439 | 1,436 | 1,564 | 1,036 | 929 | 75 |
| Divorced..... | 142 | | 4 | 15 | 25 | 20 | 48 | 21 | 8 | 1 | |
| Unknown..... | 116 | 1 | 14 | 19 | 10 | 9 | 11 | 8 | 6 | 2 | 36 |
| Persons of negro descent..... | 44,195 | 10,757 | 4,829 | 6,100 | 5,072 | 3,580 | 6,577 | 3,921 | 1,827 | 1,244 | 288 |
| Single..... | 23,543 | 10,752 | 4,449 | 3,749 | 1,874 | 870 | 1,007 | 461 | 167 | 123 | 91 |
| Married..... | 14,464 | 3 | 348 | 2,183 | 2,861 | 2,242 | 4,075 | 1,867 | 610 | 189 | 86 |
| Widowed..... | 5,930 | 1 | 14 | 134 | 302 | 439 | 1,436 | 1,564 | 1,036 | 929 | 75 |
| Divorced..... | 142 | | 4 | 15 | 25 | 20 | 48 | 21 | 8 | 1 | |
| Unknown..... | 116 | 1 | 14 | 19 | 10 | 9 | 11 | 8 | 6 | 2 | 36 |

¹ Persons of negro descent, Chinese, Japanese, and Indians.

STATISTICS OF POPULATION.

TABLE 32.—CONJUGAL CONDITION OF THE AGGREGATE POPULATION, CLASSIFIED BY SEX, GENERAL NATIVITY, COLOR, AND AGE PERIODS, FOR CITIES HAVING 100,000 INHABITANTS OR MORE: 1900—Continued.

BOSTON, MASS.

| SEX, GENERAL NATIVITY, COLOR, AND CONJUGAL CONDITION. | Aggregate. | Under 15 years. | 15 to 19 years. | 20 to 24 years. | 25 to 29 years. | 30 to 34 years. | 35 to 44 years. | 45 to 54 years. | 55 to 64 years. | 65 years and over. | Age unknown. |
|---|------------|-----------------|-----------------|-----------------|-----------------|-----------------|-----------------|-----------------|-----------------|--------------------|--------------|
| MALES. | | | | | | | | | | | |
| Aggregate..... | 274,922 | 74,325 | 19,965 | 26,199 | 31,759 | 28,603 | 43,748 | 25,910 | 14,145 | 8,301 | 1,967 |
| Single..... | 163,412 | 74,321 | 19,853 | 22,710 | 18,752 | 10,651 | 10,781 | 3,908 | 1,456 | 548 | 432 |
| Married..... | 100,093 | 8 | 74 | 3,254 | 12,633 | 17,381 | 31,129 | 19,633 | 10,503 | 5,229 | 224 |
| Widowed..... | 9,113 | 1 | 1 | 38 | 202 | 438 | 1,691 | 2,203 | 2,122 | 2,490 | 28 |
| Divorced..... | 425 | | | 5 | 37 | 47 | 155 | 117 | 43 | 21 | |
| Unknown..... | 1,879 | 1 | 37 | 162 | 135 | 86 | 92 | 49 | 21 | 13 | 1,233 |
| Native white—native parents..... | 73,070 | 18,978 | 5,218 | 6,828 | 7,532 | 6,242 | 10,177 | 7,872 | 5,081 | 3,543 | 1,544 |
| Single..... | 42,527 | 18,976 | 5,186 | 5,903 | 4,602 | 2,539 | 2,329 | 1,392 | 605 | 289 | 206 |
| Married..... | 26,125 | 1 | 22 | 863 | 2,895 | 3,555 | 6,312 | 5,796 | 3,772 | 2,266 | 123 |
| Widowed..... | 2,785 | | | 11 | 40 | 94 | 418 | 592 | 668 | 950 | 12 |
| Divorced..... | 243 | | | 1 | 19 | 28 | 75 | 78 | 26 | 16 | |
| Unknown..... | 1,390 | 1 | 10 | 50 | 26 | 26 | 43 | 14 | 10 | 7 | 1,203 |
| Native white—foreign parents..... | 102,429 | 49,059 | 9,820 | 10,064 | 9,734 | 7,467 | 10,323 | 4,289 | 1,211 | 417 | 45 |
| Single..... | 82,657 | 49,059 | 9,779 | 9,111 | 6,589 | 3,543 | 3,402 | 927 | 188 | 86 | 23 |
| Married..... | 18,178 | 24 | 883 | 3,006 | 3,753 | 3,753 | 6,445 | 2,981 | 823 | 256 | 7 |
| Widowed..... | 1,388 | | | 13 | 31 | 140 | 432 | 357 | 192 | 123 | |
| Divorced..... | 66 | | | 9 | 8 | 8 | 31 | 13 | 5 | | |
| Unknown..... | 190 | 17 | 57 | 49 | 23 | 13 | 11 | 3 | 3 | 2 | 15 |
| Foreign white..... | 92,323 | 5,260 | 4,555 | 8,507 | 13,338 | 13,358 | 21,720 | 12,939 | 7,625 | 4,246 | 275 |
| Single..... | 34,212 | 5,258 | 4,518 | 7,045 | 6,918 | 4,102 | 4,007 | 1,375 | 619 | 212 | 158 |
| Married..... | 58,029 | 2 | 26 | 1,402 | 6,297 | 9,532 | 16,958 | 10,343 | 5,756 | 2,637 | 76 |
| Widowed..... | 4,761 | | 1 | 11 | 70 | 181 | 686 | 1,179 | 1,232 | 1,388 | 13 |
| Divorced..... | 104 | | | 4 | 6 | 11 | 44 | 22 | 12 | 5 | |
| Unknown..... | 217 | 10 | 45 | 47 | 47 | 32 | 25 | 20 | 6 | 4 | 28 |
| Colored (total) ¹ | 7,100 | 1,028 | 372 | 800 | 1,105 | 1,036 | 1,523 | 310 | 228 | 90 | 103 |
| Single..... | 4,016 | 1,028 | 370 | 651 | 643 | 467 | 543 | 214 | 44 | 11 | 45 |
| Married..... | 2,761 | | 2 | 136 | 435 | 541 | 914 | 513 | 152 | 50 | 18 |
| Widowed..... | 229 | | | 3 | 11 | 23 | 55 | 75 | 30 | 29 | 3 |
| Divorced..... | 12 | | | | 3 | | 5 | 4 | | | |
| Unknown..... | 32 | | 10 | 18 | 5 | 11 | 4 | 2 | | | 37 |
| Persons of negro descent..... | 5,904 | 1,019 | 343 | 692 | 942 | 778 | 1,129 | 620 | 205 | 88 | 88 |
| Single..... | 3,324 | 1,019 | 342 | 558 | 525 | 312 | 346 | 129 | 40 | 11 | 42 |
| Married..... | 2,286 | | 1 | 123 | 393 | 441 | 717 | 412 | 133 | 48 | 18 |
| Widowed..... | 225 | | 2 | 11 | 23 | 54 | 73 | 30 | 30 | 29 | 3 |
| Divorced..... | 10 | | | 3 | | 4 | 3 | | | | |
| Unknown..... | 59 | | 9 | 10 | 2 | 8 | 3 | 2 | | | 25 |
| FEMALES. | | | | | | | | | | | |
| Aggregate..... | 285,970 | 74,294 | 22,289 | 31,661 | 33,123 | 27,119 | 41,717 | 26,816 | 16,231 | 11,919 | 301 |
| Single..... | 159,015 | 74,286 | 21,855 | 22,526 | 14,938 | 8,031 | 9,216 | 4,568 | 2,243 | 1,451 | 266 |
| Married..... | 98,691 | 6 | 352 | 8,747 | 17,248 | 17,335 | 27,331 | 15,866 | 7,501 | 2,920 | 185 |
| Widowed..... | 26,678 | 1 | 15 | 197 | 674 | 1,299 | 4,351 | 6,173 | 6,377 | 7,504 | 87 |
| Divorced..... | 781 | | 3 | 35 | 101 | 144 | 233 | 175 | 62 | 30 | 3 |
| Unknown..... | 805 | 1 | 34 | 156 | 112 | 60 | 31 | 34 | 43 | 24 | 260 |
| Native white—native parents..... | 73,123 | 19,058 | 5,468 | 6,779 | 6,783 | 5,633 | 9,650 | 8,210 | 5,798 | 5,198 | 546 |
| Single..... | 40,773 | 19,057 | 5,264 | 4,732 | 3,322 | 2,024 | 2,591 | 1,789 | 1,042 | 766 | 126 |
| Married..... | 23,174 | | 194 | 1,914 | 3,226 | 3,256 | 5,370 | 4,640 | 2,730 | 1,218 | 126 |
| Widowed..... | 8,386 | 1 | 5 | 46 | 154 | 278 | 1,039 | 1,648 | 1,980 | 3,137 | 48 |
| Divorced..... | 397 | | | 9 | 42 | 61 | 123 | 109 | 34 | 16 | 3 |
| Unknown..... | 393 | 5 | 28 | 39 | 14 | 27 | 24 | 12 | 11 | 233 | |
| Native white—foreign parents..... | 104,508 | 48,756 | 10,302 | 10,833 | 10,276 | 7,512 | 10,689 | 4,237 | 1,400 | 520 | 33 |
| Single..... | 80,093 | 48,756 | 10,036 | 8,462 | 5,491 | 2,929 | 3,133 | 916 | 256 | 87 | 25 |
| Married..... | 20,721 | 3 | 241 | 2,302 | 4,531 | 4,189 | 6,329 | 2,353 | 632 | 137 | 4 |
| Widowed..... | 3,339 | | 4 | 55 | 199 | 330 | 1,052 | 949 | 503 | 295 | 2 |
| Divorced..... | 158 | | 2 | 7 | 28 | 40 | 52 | 19 | 9 | 1 | |
| Unknown..... | 147 | 19 | 57 | 27 | 24 | 18 | 18 | | | | 2 |
| Foreign white..... | 102,630 | 5,253 | 6,125 | 13,245 | 15,191 | 13,327 | 20,576 | 13,342 | 8,323 | 6,072 | 176 |
| Single..... | 35,504 | 5,250 | 5,737 | 8,893 | 5,893 | 2,991 | 3,326 | 1,794 | 934 | 534 | 97 |
| Married..... | 52,606 | 3 | 374 | 4,202 | 8,955 | 9,679 | 15,107 | 3,618 | 4,074 | 1,543 | 36 |
| Widowed..... | 14,035 | | 5 | 73 | 259 | 538 | 2,055 | 3,377 | 3,767 | 3,925 | 26 |
| Divorced..... | 203 | | 1 | 14 | 28 | 39 | 56 | 44 | 18 | 3 | |
| Unknown..... | 232 | 3 | 63 | 41 | 20 | 20 | 32 | 9 | 30 | 12 | 17 |
| Colored (total) ¹ | 5,709 | 1,227 | 394 | 754 | 873 | 647 | 902 | 527 | 210 | 129 | 46 |
| Single..... | 2,645 | 1,225 | 348 | 339 | 277 | 137 | 161 | 69 | 16 | 14 | 8 |
| Married..... | 2,190 | | 43 | 329 | 526 | 411 | 525 | 255 | 65 | 17 | 19 |
| Widowed..... | 818 | | 1 | 23 | 62 | 93 | 205 | 199 | 127 | 97 | 11 |
| Divorced..... | 23 | | | 5 | 3 | 4 | 7 | 3 | 1 | | |
| Unknown..... | 33 | 1 | 2 | 8 | 5 | 2 | 4 | 1 | 1 | 1 | 8 |
| Persons of negro descent..... | 5,687 | 1,220 | 394 | 750 | 870 | 642 | 900 | 527 | 209 | 129 | 46 |
| Single..... | 2,636 | 1,219 | 343 | 337 | 277 | 137 | 161 | 69 | 16 | 14 | 8 |
| Married..... | 2,173 | | 43 | 327 | 523 | 406 | 523 | 255 | 65 | 17 | 19 |
| Widowed..... | 817 | | 1 | 23 | 62 | 93 | 205 | 199 | 126 | 97 | 11 |
| Divorced..... | 23 | | | 5 | 3 | 4 | 7 | 3 | 1 | | |
| Unknown..... | 33 | 1 | 2 | 8 | 5 | 2 | 4 | 1 | 1 | 1 | 8 |

¹ Persons of negro descent, Chinese, Japanese, and Indians.

CONJUGAL CONDITION.

TABLE 32.—CONJUGAL CONDITION OF THE AGGREGATE POPULATION, CLASSIFIED BY SEX, GENERAL NATIVITY, COLOR, AND AGE PERIODS, FOR CITIES HAVING 100,000 INHABITANTS OR MORE: 1900—Continued.

BUFFALO, N. Y.

| SEX, GENERAL NATIVITY, COLOR, AND CONJUGAL CONDITION. | Aggregate. | Under 15 years. | 15 to 19 years. | 20 to 24 years. | 25 to 29 years. | 30 to 34 years. | 35 to 44 years. | 45 to 54 years. | 55 to 64 years. | 65 years and over. | Age unknown. |
|---|------------|-----------------|-----------------|-----------------|-----------------|-----------------|-----------------|-----------------|-----------------|--------------------|--------------|
| MALES. | | | | | | | | | | | |
| Aggregate..... | 174,981 | 58,648 | 15,586 | 15,130 | 15,897 | 15,699 | 26,180 | 14,882 | 7,523 | 5,173 | 818 |
| Single..... | 105,178 | 58,688 | 15,470 | 12,592 | 7,938 | 4,837 | 4,032 | 1,353 | 506 | 266 | 46 |
| Married..... | 64,912 | 5 | 53 | 2,501 | 7,848 | 11,147 | 21,414 | 12,609 | 6,064 | 3,245 | 26 |
| Widowed..... | 4,341 | | 3 | 23 | 85 | 176 | 655 | 820 | 923 | 1,646 | 10 |
| Divorced..... | 197 | | 1 | 4 | 17 | 31 | 70 | 46 | 23 | 5 | |
| Unknown..... | 303 | | 9 | 10 | 9 | 8 | 9 | 4 | 7 | 11 | 286 |
| Native white—native parents..... | 45,841 | 19,677 | 4,908 | 4,205 | 3,806 | 3,215 | 4,524 | 2,817 | 1,504 | 943 | 242 |
| Single..... | 32,257 | 19,677 | 4,879 | 3,446 | 1,913 | 943 | 859 | 336 | 137 | 46 | 21 |
| Married..... | 12,425 | | 25 | 751 | 1,870 | 2,212 | 3,509 | 2,282 | 1,183 | 588 | 5 |
| Widowed..... | 859 | | 1 | 6 | 15 | 43 | 127 | 183 | 179 | 304 | 1 |
| Divorced..... | 69 | | 1 | | 4 | 14 | 26 | 15 | 5 | 4 | |
| Unknown..... | 231 | | 2 | 2 | 4 | 3 | 3 | 1 | | 1 | 215 |
| Native white—foreign parents..... | 75,982 | 35,286 | 7,527 | 6,554 | 6,564 | 5,950 | 9,256 | 3,528 | 977 | 273 | 17 |
| Single..... | 56,383 | 35,284 | 7,504 | 5,633 | 3,662 | 2,009 | 1,767 | 416 | 76 | 22 | 10 |
| Married..... | 18,694 | 2 | 16 | 899 | 2,846 | 3,855 | 7,202 | 2,920 | 772 | 180 | 2 |
| Widowed..... | 754 | | 2 | 12 | 41 | 73 | 261 | 175 | 118 | 71 | 1 |
| Divorced..... | 77 | | | 4 | 11 | 11 | 24 | 16 | 11 | | |
| Unknown..... | 24 | | 5 | 6 | 4 | 2 | 2 | 1 | | | 4 |
| Foreign white..... | 52,159 | 3,521 | 3,018 | 4,283 | 5,394 | 6,409 | 12,155 | 8,389 | 5,004 | 3,934 | 52 |
| Single..... | 15,967 | 3,518 | 3,004 | 3,446 | 2,282 | 1,322 | 1,315 | 585 | 288 | 194 | 13 |
| Married..... | 33,408 | 3 | 12 | 830 | 3,081 | 5,021 | 10,556 | 7,341 | 4,082 | 2,465 | 17 |
| Widowed..... | 2,688 | | | 5 | 28 | 57 | 260 | 447 | 620 | 1,264 | 7 |
| Divorced..... | 50 | | | | 2 | 6 | 20 | 14 | 7 | 1 | |
| Unknown..... | 46 | | 2 | 2 | 1 | 3 | 4 | 2 | 7 | 10 | 15 |
| Colored (total) ¹ | 999 | 159 | 83 | 88 | 133 | 125 | 245 | 98 | 38 | 23 | 7 |
| Single..... | 571 | 159 | 83 | 67 | 81 | 63 | 91 | 16 | 5 | 4 | 2 |
| Married..... | 385 | | | 21 | 51 | 59 | 147 | 66 | 27 | 12 | 2 |
| Widowed..... | 40 | | | | 1 | 3 | 7 | 15 | 6 | 7 | 1 |
| Divorced..... | 1 | | | | | | | 1 | | | |
| Unknown..... | 2 | | | | | | | | | | 2 |
| Persons of negro descent..... | 899 | 158 | 80 | 81 | 125 | 105 | 199 | 87 | 37 | 21 | 6 |
| Single..... | 505 | 158 | 80 | 63 | 76 | 46 | 63 | 11 | 5 | 2 | 1 |
| Married..... | 352 | | | 18 | 48 | 56 | 129 | 61 | 26 | 12 | 2 |
| Widowed..... | 39 | | | | 1 | 3 | 7 | 14 | 6 | 7 | 1 |
| Divorced..... | 1 | | | | | | | 1 | | | |
| Unknown..... | 2 | | | | | | | | | | 2 |
| FEMALES. | | | | | | | | | | | |
| Aggregate..... | 177,456 | 58,323 | 16,715 | 17,565 | 17,055 | 15,033 | 24,202 | 13,999 | 8,001 | 6,475 | 88 |
| Single..... | 99,158 | 58,312 | 15,750 | 11,090 | 5,725 | 2,885 | 3,212 | 1,225 | 594 | 340 | 25 |
| Married..... | 64,693 | 9 | 932 | 6,334 | 10,941 | 11,506 | 18,866 | 9,909 | 4,258 | 1,919 | 24 |
| Widowed..... | 13,132 | | 5 | 92 | 315 | 581 | 2,005 | 2,795 | 3,122 | 4,204 | 13 |
| Divorced..... | 298 | | 6 | 23 | 46 | 44 | 95 | 54 | 23 | 7 | |
| Unknown..... | 175 | 2 | 22 | 26 | 28 | 17 | 24 | 16 | 9 | 5 | 26 |
| Native white—native parents..... | 45,019 | 19,275 | 5,202 | 4,565 | 3,775 | 2,786 | 4,000 | 2,548 | 1,555 | 1,272 | 41 |
| Single..... | 30,363 | 19,273 | 4,972 | 2,991 | 1,287 | 607 | 665 | 301 | 167 | 89 | 11 |
| Married..... | 11,931 | 1 | 225 | 1,536 | 2,383 | 2,051 | 2,910 | 1,734 | 769 | 313 | 9 |
| Widowed..... | 2,586 | | | 22 | 78 | 112 | 400 | 497 | 608 | 866 | 3 |
| Divorced..... | 97 | | 3 | 10 | 19 | 15 | 24 | 15 | 8 | 3 | |
| Unknown..... | 42 | 1 | 2 | 6 | 8 | 1 | 1 | 1 | 3 | 1 | 18 |
| Native white—foreign parents..... | 79,784 | 35,204 | 7,824 | 7,695 | 7,314 | 6,153 | 10,007 | 4,044 | 1,196 | 337 | 10 |
| Single..... | 54,828 | 35,200 | 7,509 | 5,298 | 2,985 | 1,532 | 1,719 | 492 | 109 | 80 | 4 |
| Married..... | 22,039 | 3 | 295 | 2,388 | 4,225 | 4,342 | 7,333 | 2,741 | 608 | 103 | 1 |
| Widowed..... | 2,716 | | 3 | 39 | 122 | 246 | 845 | 730 | 474 | 204 | 3 |
| Divorced..... | 125 | | 3 | 7 | 20 | 20 | 48 | 28 | 4 | | |
| Unknown..... | 76 | 1 | 14 | 13 | 12 | 13 | 12 | 8 | 1 | | 2 |
| Foreign white..... | 51,851 | 3,687 | 3,623 | 5,205 | 5,853 | 6,004 | 10,056 | 7,325 | 5,222 | 4,840 | 36 |
| Single..... | 13,616 | 3,682 | 3,207 | 2,749 | 1,465 | 784 | 812 | 425 | 316 | 216 | 10 |
| Married..... | 30,379 | 5 | 409 | 2,414 | 4,266 | 5,045 | 8,477 | 5,385 | 2,869 | 1,496 | 13 |
| Widowed..... | 7,731 | | 1 | 30 | 103 | 213 | 738 | 1,493 | 2,021 | 3,120 | 7 |
| Divorced..... | 68 | | | 5 | 6 | 9 | 18 | 15 | 11 | 4 | |
| Unknown..... | 57 | | 6 | 7 | 8 | 3 | 11 | 7 | 5 | 4 | 6 |
| Colored (total) ¹ | 802 | 157 | 66 | 100 | 113 | 90 | 139 | 82 | 28 | 26 | 1 |
| Single..... | 351 | 157 | 62 | 52 | 38 | 12 | 16 | 7 | 2 | 5 | |
| Married..... | 344 | | 3 | 46 | 67 | 68 | 96 | 49 | 7 | 7 | 1 |
| Widowed..... | 99 | | 1 | 1 | 7 | 10 | 22 | 25 | 19 | 14 | |
| Divorced..... | 8 | | | 1 | 1 | | 5 | 1 | | | |
| Unknown..... | | | | | | | | | | | |
| Persons of negro descent..... | 799 | 156 | 66 | 100 | 113 | 89 | 138 | 82 | 28 | 26 | 1 |
| Single..... | 350 | 156 | 62 | 52 | 38 | 12 | 16 | 7 | 2 | 5 | |
| Married..... | 342 | | 3 | 46 | 67 | 67 | 95 | 49 | 7 | 7 | 1 |
| Widowed..... | 99 | | 1 | 1 | 7 | 10 | 22 | 25 | 19 | 14 | |
| Divorced..... | 8 | | | 1 | 1 | | 5 | 1 | | | |
| Unknown..... | | | | | | | | | | | |

¹ Persons of negro descent, Chinese, Japanese, and Indians.

STATISTICS OF POPULATION.

TABLE 32.—CONJUGAL CONDITION OF THE AGGREGATE POPULATION, CLASSIFIED BY SEX, GENERAL NATIVITY, COLOR, AND AGE PERIODS, FOR CITIES HAVING 100,000 INHABITANTS OR MORE: 1900—Continued.

CHICAGO, ILL.

| SEX, GENERAL NATIVITY, COLOR, AND CONJUGAL CONDITION. | Aggregate. | Under 15 years. | 15 to 19 years. | 20 to 24 years. | 25 to 29 years. | 30 to 34 years. | 35 to 44 years. | 45 to 54 years. | 55 to 64 years. | 65 years and over. | Age unknown. |
|---|------------|-----------------|-----------------|-----------------|-----------------|-----------------|-----------------|-----------------|-----------------|--------------------|--------------|
| MALES. | | | | | | | | | | | |
| Aggregate..... | 863,408 | 268,170 | 69,847 | 78,592 | 87,483 | 86,506 | 140,697 | 73,430 | 35,990 | 19,482 | 3,261 |
| Single..... | 517,308 | 268,150 | 69,533 | 66,417 | 46,692 | 27,634 | 26,518 | 8,171 | 2,643 | 962 | 588 |
| Married..... | 319,858 | 17 | 242 | 11,843 | 39,906 | 57,288 | 108,995 | 59,884 | 28,643 | 12,711 | 479 |
| Widowed..... | 21,224 | | 5 | 131 | 569 | 1,265 | 4,346 | 4,877 | 4,458 | 5,538 | 85 |
| Divorced..... | 1,873 | | | 43 | 160 | 277 | 676 | 438 | 198 | 76 | 5 |
| Unknown..... | 3,045 | 3 | 67 | 158 | 156 | 92 | 162 | 60 | 48 | 145 | 2,154 |
| Native white—native parents..... | 181,870 | 60,308 | 14,554 | 17,221 | 18,579 | 16,956 | 25,494 | 14,269 | 7,519 | 4,183 | 2,587 |
| Single..... | 114,899 | 60,302 | 14,464 | 14,269 | 10,366 | 6,049 | 5,878 | 1,884 | 613 | 206 | 948 |
| Married..... | 60,031 | 4 | 70 | 2,860 | 7,966 | 10,480 | 18,338 | 11,155 | 5,977 | 2,880 | 301 |
| Widowed..... | 4,425 | | 1 | 39 | 121 | 305 | 995 | 1,052 | 862 | 1,035 | 15 |
| Divorced..... | 2,660 | | | 17 | 59 | 101 | 232 | 156 | 59 | 32 | 4 |
| Unknown..... | 2,155 | 2 | 19 | 36 | 47 | 21 | 51 | 22 | 8 | 30 | 1,919 |
| Native white—foreign parents..... | 358,028 | 191,403 | 38,665 | 32,672 | 29,750 | 22,667 | 30,264 | 9,331 | 2,420 | 742 | 109 |
| Single..... | 298,193 | 191,393 | 38,539 | 28,428 | 17,317 | 8,548 | 7,079 | 1,461 | 302 | 68 | 58 |
| Married..... | 61,424 | 9 | 93 | 4,189 | 12,135 | 18,677 | 22,046 | 7,104 | 1,739 | 464 | 18 |
| Widowed..... | 2,787 | | 2 | 35 | 191 | 348 | 932 | 681 | 845 | 202 | 1 |
| Divorced..... | 421 | | | 13 | 60 | 69 | 167 | 77 | 30 | 5 | |
| Unknown..... | 248 | 1 | 31 | 57 | 47 | 25 | 40 | 8 | 4 | 8 | 32 |
| Foreign white..... | 306,400 | 14,150 | 15,580 | 26,700 | 36,468 | 44,170 | 80,943 | 43,103 | 25,514 | 14,306 | 471 |
| Single..... | 99,751 | 14,146 | 15,504 | 22,045 | 17,853 | 11,710 | 12,151 | 4,400 | 1,625 | 668 | 149 |
| Married..... | 192,144 | 4 | 62 | 4,540 | 18,808 | 31,796 | 66,365 | 40,573 | 20,607 | 9,250 | 139 |
| Widowed..... | 13,287 | | 1 | 44 | 213 | 584 | 2,136 | 2,812 | 3,144 | 4,237 | 16 |
| Divorced..... | 710 | | | 11 | 38 | 38 | 238 | 192 | 108 | 39 | 1 |
| Unknown..... | 558 | | 13 | 60 | 51 | 37 | 58 | 26 | 35 | 112 | 166 |
| Colored (total) ¹ | 17,315 | 2,309 | 1,048 | 1,999 | 2,691 | 2,713 | 3,996 | 1,727 | 587 | 201 | 94 |
| Single..... | 9,965 | 2,309 | 1,026 | 1,675 | 1,636 | 1,327 | 1,410 | 426 | 103 | 20 | 33 |
| Married..... | 6,359 | | 17 | 304 | 997 | 1,235 | 2,246 | 1,052 | 320 | 117 | 21 |
| Widowed..... | 82 | | 1 | 13 | 44 | 78 | 283 | 232 | 107 | 64 | 3 |
| Divorced..... | 84 | | | 2 | 3 | 14 | 44 | 13 | 6 | | |
| Unknown..... | | | 4 | 5 | 11 | 9 | 18 | 4 | 1 | | 37 |
| Persons of negro descent..... | 16,073 | 2,290 | 1,026 | 1,917 | 2,555 | 2,492 | 3,606 | 1,500 | 499 | 198 | 90 |
| Single..... | 9,047 | 2,290 | 1,005 | 1,602 | 1,517 | 1,149 | 1,060 | 293 | 80 | 19 | 32 |
| Married..... | 6,072 | | 16 | 298 | 980 | 1,247 | 2,115 | 972 | 308 | 115 | 21 |
| Widowed..... | 301 | | 1 | 10 | 44 | 76 | 279 | 220 | 104 | 64 | 3 |
| Divorced..... | 79 | | | 2 | 3 | 14 | 42 | 12 | 6 | | |
| Unknown..... | 74 | | 4 | 5 | 11 | 6 | 10 | 3 | 1 | | 34 |
| FEMALES. | | | | | | | | | | | |
| Aggregate..... | 835,167 | 269,930 | 77,013 | 87,447 | 87,364 | 76,647 | 115,149 | 63,740 | 33,863 | 22,261 | 1,753 |
| Single..... | 454,062 | 269,889 | 72,458 | 52,257 | 27,494 | 13,250 | 12,216 | 3,763 | 1,451 | 811 | 473 |
| Married..... | 316,454 | 29 | 4,418 | 34,213 | 57,131 | 59,132 | 90,585 | 45,095 | 18,613 | 6,752 | 436 |
| Widowed..... | 60,928 | 2 | 57 | 616 | 2,204 | 3,758 | 11,542 | 14,492 | 13,631 | 14,527 | 99 |
| Divorced..... | 2,468 | 1 | 19 | 228 | 464 | 472 | 767 | 356 | 127 | 32 | 2 |
| Unknown..... | 1,255 | 9 | 61 | 133 | 71 | 35 | 39 | 34 | 41 | 139 | 693 |
| Native white—native parents..... | 172,709 | 60,285 | 15,415 | 17,923 | 17,512 | 14,403 | 20,949 | 12,443 | 7,453 | 5,076 | 1,250 |
| Single..... | 99,921 | 60,274 | 14,389 | 10,681 | 6,179 | 3,300 | 3,141 | 1,007 | 454 | 210 | 286 |
| Married..... | 57,743 | 6 | 986 | 6,968 | 10,645 | 10,075 | 14,895 | 8,455 | 3,942 | 1,424 | 347 |
| Widowed..... | 13,481 | 2 | 19 | 155 | 529 | 873 | 2,611 | 2,849 | 2,996 | 3,410 | 37 |
| Divorced..... | 844 | | 7 | 77 | 136 | 143 | 288 | 123 | 52 | 16 | 2 |
| Unknown..... | 720 | 3 | 14 | 42 | 23 | 12 | 14 | 9 | 9 | 16 | 578 |
| Native white—foreign parents..... | 369,318 | 193,253 | 41,835 | 36,643 | 32,267 | 23,176 | 29,400 | 9,299 | 2,424 | 873 | 148 |
| Single..... | 279,944 | 193,241 | 40,115 | 28,908 | 12,097 | 5,098 | 4,306 | 873 | 161 | 63 | 82 |
| Married..... | 79,580 | 6 | 1,666 | 12,410 | 19,132 | 16,719 | 21,892 | 6,235 | 1,218 | 228 | 24 |
| Widowed..... | 8,927 | | 16 | 200 | 789 | 1,187 | 2,398 | 2,120 | 1,031 | 573 | 13 |
| Divorced..... | 702 | 1 | 8 | 80 | 174 | 162 | 198 | 64 | 14 | 1 | |
| Unknown..... | 165 | 5 | 30 | 45 | 25 | 10 | 11 | 7 | | 3 | 29 |
| Foreign white..... | 279,020 | 13,922 | 18,741 | 30,991 | 35,379 | 37,323 | 62,090 | 40,791 | 23,491 | 15,997 | 295 |
| Single..... | 68,720 | 13,904 | 17,090 | 16,762 | 8,629 | 4,568 | 4,511 | 1,817 | 820 | 527 | 92 |
| Married..... | 173,121 | 17 | 1,616 | 13,952 | 25,954 | 31,191 | 52,128 | 29,826 | 13,295 | 5,051 | 91 |
| Widowed..... | 36,057 | | 15 | 178 | 658 | 1,413 | 5,204 | 8,978 | 9,284 | 10,286 | 41 |
| Divorced..... | 780 | | 4 | 55 | 121 | 138 | 234 | 154 | 60 | 14 | |
| Unknown..... | 342 | 1 | 16 | 44 | 17 | 13 | 13 | 16 | 32 | 119 | 71 |
| Colored (total) ¹ | 14,120 | 2,470 | 1,022 | 1,890 | 2,206 | 1,745 | 2,710 | 1,207 | 495 | 315 | 60 |
| Single..... | 5,477 | 2,470 | 864 | 906 | 589 | 284 | 258 | 66 | 16 | 11 | 13 |
| Married..... | 6,010 | | 150 | 883 | 1,350 | 1,147 | 1,670 | 579 | 158 | 49 | 24 |
| Widowed..... | 2,463 | | 7 | 83 | 228 | 285 | 734 | 545 | 320 | 253 | 8 |
| Divorced..... | 142 | | | 33 | 29 | 47 | 15 | 1 | 1 | 1 | |
| Unknown..... | 28 | | 1 | 2 | 6 | | 1 | 2 | | 1 | 15 |
| Persons of negro descent..... | 14,077 | 2,455 | 1,021 | 1,878 | 2,202 | 1,741 | 2,706 | 1,205 | 494 | 315 | 60 |
| Single..... | 5,450 | 2,455 | 863 | 899 | 588 | 282 | 257 | 66 | 16 | 11 | 13 |
| Married..... | 5,996 | | 150 | 878 | 1,347 | 1,145 | 1,667 | 578 | 158 | 49 | 24 |
| Widowed..... | 2,461 | | 7 | 83 | 228 | 285 | 734 | 544 | 319 | 263 | 8 |
| Divorced..... | 142 | | | 16 | 33 | 29 | 47 | 15 | 1 | 1 | |
| Unknown..... | 28 | | 1 | 2 | 6 | | 1 | 2 | | 1 | 15 |

¹ Persons of negro descent, Chinese, Japanese, and Indians.

CONJUGAL CONDITION.

TABLE 32.—CONJUGAL CONDITION OF THE AGGREGATE POPULATION, CLASSIFIED BY SEX, GENERAL NATIVITY, COLOR, AND AGE PERIODS, FOR CITIES HAVING 100,000 INHABITANTS OR MORE: 1900—Continued.

CINCINNATI, OHIO.

| SEX, GENERAL NATIVITY, COLOR, AND CONJUGAL CONDITION. | Aggregate. | Under 15 years. | 15 to 19 years. | 20 to 24 years. | 25 to 29 years. | 30 to 34 years. | 35 to 44 years. | 45 to 54 years. | 55 to 64 years. | 65 years and over. | Age un-known. |
|---|------------|-----------------|-----------------|-----------------|-----------------|-----------------|-----------------|-----------------|-----------------|--------------------|---------------|
| MALES. | | | | | | | | | | | |
| Aggregate..... | 157,140 | 46,533 | 14,888 | 15,487 | 14,702 | 13,940 | 23,559 | 14,204 | 8,129 | 5,599 | 99 |
| Single..... | 94,580 | 46,532 | 14,829 | 13,054 | 7,768 | 4,729 | 4,764 | 1,833 | 696 | 358 | 17 |
| Married..... | 57,180 | 1 | 55 | 2,391 | 6,769 | 8,913 | 17,881 | 11,278 | 6,364 | 3,493 | 35 |
| Widowed..... | 6,018 | | 2 | 27 | 133 | 256 | 801 | 1,025 | 1,035 | 1,733 | 6 |
| Divorced..... | 289 | | | 12 | 27 | 36 | 106 | 68 | 30 | 10 | |
| Unknown..... | 73 | | 2 | 3 | 5 | 6 | 7 | | 4 | 5 | 41 |
| Native white—native parents..... | 55,679 | 25,955 | 6,352 | 5,230 | 4,088 | 3,440 | 4,842 | 3,060 | 1,693 | 970 | 49 |
| Single..... | 41,130 | 25,954 | 6,314 | 4,227 | 1,959 | 1,084 | 959 | 389 | 166 | 71 | 7 |
| Married..... | 13,443 | 1 | 36 | 985 | 2,077 | 2,267 | 3,685 | 2,427 | 1,307 | 648 | 9 |
| Widowed..... | 976 | | 1 | 10 | 43 | 73 | 166 | 224 | 213 | 245 | 1 |
| Divorced..... | 88 | | | 5 | 8 | 15 | 31 | 20 | 6 | 3 | |
| Unknown..... | 42 | | 1 | 2 | 1 | 1 | 1 | | 1 | 3 | 32 |
| Native white—foreign parents..... | 65,969 | 18,583 | 7,246 | 8,216 | 7,899 | 7,209 | 11,122 | 4,285 | 1,094 | 809 | 6 |
| Single..... | 43,606 | 18,583 | 7,232 | 7,189 | 4,547 | 2,699 | 2,528 | 660 | 185 | 29 | 4 |
| Married..... | 21,137 | | 14 | 1,010 | 3,279 | 4,367 | 8,150 | 3,311 | 821 | 184 | 1 |
| Widowed..... | 1,107 | | | 14 | 58 | 126 | 389 | 289 | 134 | 96 | 1 |
| Divorced..... | 112 | | | 3 | 15 | 13 | 52 | 25 | 4 | | |
| Unknown..... | 7 | | | | | 4 | 3 | | | | |
| Foreign white..... | 28,320 | 500 | 765 | 1,307 | 1,796 | 2,448 | 6,158 | 6,073 | 5,068 | 4,180 | 25 |
| Single..... | 5,878 | 500 | 763 | 1,063 | 812 | 625 | 893 | 610 | 358 | 247 | 2 |
| Married..... | 19,766 | | 1 | 237 | 967 | 1,733 | 5,067 | 5,030 | 4,059 | 2,534 | 18 |
| Widowed..... | 2,601 | | | | 12 | 34 | 165 | 414 | 633 | 1,340 | 3 |
| Divorced..... | 61 | | | 1 | 3 | 5 | 11 | 19 | 15 | 7 | |
| Unknown..... | 14 | | 1 | 1 | 2 | 1 | 2 | | 3 | 2 | 2 |
| Colored (total) ¹ | 7,172 | 1,495 | 525 | 734 | 919 | 843 | 1,437 | 786 | 274 | 140 | 19 |
| Single..... | 3,966 | 1,495 | 520 | 570 | 450 | 321 | 384 | 174 | 87 | 11 | 4 |
| Married..... | 2,334 | | 4 | 158 | 446 | 496 | 959 | 510 | 177 | 77 | 7 |
| Widowed..... | 334 | | 1 | 3 | 20 | 23 | 81 | 98 | 55 | 52 | 1 |
| Divorced..... | 28 | | | 3 | 1 | 3 | 12 | 4 | 5 | | |
| Unknown..... | 10 | | | | 2 | | 1 | | | | 7 |
| Persons of negro descent..... | 7,156 | 1,495 | 525 | 734 | 913 | 841 | 1,432 | 782 | 271 | 139 | 19 |
| Single..... | 3,955 | 1,495 | 520 | 570 | 449 | 320 | 381 | 171 | 34 | 11 | 4 |
| Married..... | 2,830 | | 4 | 158 | 446 | 495 | 957 | 509 | 177 | 77 | 7 |
| Widowed..... | 333 | | 1 | 3 | 20 | 23 | 81 | 98 | 55 | 51 | 1 |
| Divorced..... | 28 | | | 3 | 1 | 3 | 12 | 4 | 5 | | |
| Unknown..... | 10 | | | | 2 | | 1 | | | | 7 |
| FEMALES. | | | | | | | | | | | |
| Aggregate..... | 168,762 | 46,066 | 16,354 | 18,327 | 17,122 | 14,638 | 23,882 | 15,239 | 9,556 | 7,459 | 119 |
| Single..... | 92,574 | 46,061 | 15,636 | 12,449 | 6,972 | 4,105 | 4,441 | 1,724 | 719 | 418 | 49 |
| Married..... | 57,547 | 5 | 694 | 5,652 | 9,592 | 9,616 | 16,250 | 9,422 | 4,468 | 1,818 | 30 |
| Widowed..... | 18,057 | | 18 | 162 | 471 | 819 | 3,000 | 4,011 | 4,341 | 5,216 | 19 |
| Divorced..... | 554 | | 6 | 62 | 84 | 95 | 190 | 82 | 27 | 7 | 1 |
| Unknown..... | 30 | | | 2 | 3 | 3 | 1 | | 1 | | 20 |
| Native white—native parents..... | 58,021 | 25,498 | 6,989 | 6,146 | 4,632 | 3,540 | 4,860 | 3,209 | 1,793 | 1,308 | 46 |
| Single..... | 40,522 | 25,496 | 6,615 | 3,954 | 1,753 | 1,054 | 928 | 413 | 186 | 108 | 15 |
| Married..... | 13,858 | | 357 | 2,115 | 2,705 | 2,243 | 3,219 | 2,007 | 881 | 319 | 10 |
| Widowed..... | 3,440 | | 13 | 54 | 147 | 209 | 656 | 762 | 717 | 876 | 6 |
| Divorced..... | 184 | | 4 | 22 | 26 | 33 | 57 | 27 | 9 | 5 | |
| Unknown..... | 17 | | | 1 | 1 | 1 | | | | | 14 |
| Native white—foreign parents..... | 73,848 | 18,450 | 7,849 | 9,534 | 9,498 | 8,084 | 12,896 | 5,438 | 1,610 | 472 | 17 |
| Single..... | 43,637 | 18,448 | 7,681 | 6,948 | 4,318 | 2,523 | 2,778 | 756 | 176 | 47 | 12 |
| Married..... | 25,463 | | 215 | 2,498 | 4,942 | 5,110 | 8,524 | 3,328 | 726 | 115 | 3 |
| Widowed..... | 4,496 | | 2 | 57 | 199 | 399 | 1,502 | 1,324 | 701 | 310 | 2 |
| Divorced..... | 247 | | 1 | 30 | 38 | 51 | 91 | 30 | 6 | | |
| Unknown..... | 5 | | | 1 | 1 | 1 | 1 | | 1 | | |
| Foreign white..... | 29,567 | 544 | 891 | 1,663 | 1,975 | 2,218 | 4,939 | 5,950 | 5,867 | 5,485 | 35 |
| Single..... | 5,143 | 543 | 836 | 1,060 | 609 | 379 | 590 | 510 | 342 | 255 | 19 |
| Married..... | 15,313 | 1 | 54 | 595 | 1,313 | 1,722 | 3,752 | 3,764 | 2,748 | 1,355 | 9 |
| Widowed..... | 9,042 | | 1 | 5 | 47 | 112 | 576 | 1,658 | 2,765 | 3,873 | 5 |
| Divorced..... | 67 | | | 3 | 6 | 5 | 21 | 18 | 12 | 2 | |
| Unknown..... | 2 | | | | | | | | | | 2 |
| Colored (total) ¹ | 7,326 | 1,574 | 625 | 984 | 1,017 | 796 | 1,187 | 642 | 286 | 194 | 21 |
| Single..... | 3,272 | 1,574 | 554 | 487 | 292 | 149 | 145 | 45 | 15 | 8 | 3 |
| Married..... | 2,913 | | 68 | 444 | 632 | 541 | 755 | 323 | 113 | 29 | 3 |
| Widowed..... | 1,079 | | 2 | 46 | 78 | 99 | 266 | 267 | 158 | 157 | 6 |
| Divorced..... | 56 | | 1 | 7 | 14 | 6 | 21 | 7 | | | |
| Unknown..... | 6 | | | | 1 | 1 | | | | | 4 |
| Persons of negro descent..... | 7,326 | 1,574 | 625 | 984 | 1,017 | 796 | 1,187 | 642 | 286 | 194 | 21 |
| Single..... | 3,272 | 1,574 | 554 | 487 | 292 | 149 | 145 | 45 | 15 | 8 | 3 |
| Married..... | 2,913 | | 68 | 444 | 632 | 541 | 755 | 323 | 113 | 29 | 3 |
| Widowed..... | 1,079 | | 2 | 46 | 78 | 99 | 266 | 267 | 158 | 157 | 6 |
| Divorced..... | 56 | | 1 | 7 | 14 | 6 | 21 | 7 | | | |
| Unknown..... | 6 | | | | 1 | 1 | | | | | 4 |

¹ Persons of negro descent, Chinese, Japanese, and Indians.

STATISTICS OF POPULATION.

TABLE 32.—CONJUGAL CONDITION OF THE AGGREGATE POPULATION, CLASSIFIED BY SEX, GENERAL NATIVITY, COLOR, AND AGE PERIODS, FOR CITIES HAVING 100,000 INHABITANTS OR MORE: 1900—Continued.

CLEVELAND, OHIO.

| SEX, GENERAL NATIVITY, COLOR, AND CONJUGAL CONDITION. | Aggregate. | Under 15 years. | 15 to 19 years. | 20 to 24 years. | 25 to 29 years. | 30 to 34 years. | 35 to 44 years. | 45 to 54 years. | 55 to 64 years. | 65 years and over. | Age un- known. |
|---|------------|-----------------|-----------------|-----------------|-----------------|-----------------|-----------------|-----------------|-----------------|--------------------|----------------|
| MALES. | | | | | | | | | | | |
| Aggregate..... | 192,616 | 59,945 | 17,693 | 19,339 | 19,303 | 17,815 | 27,356 | 16,645 | 8,658 | 5,283 | 579 |
| Single..... | 112,779 | 59,942 | 17,618 | 15,629 | 8,813 | 4,873 | 8,970 | 1,412 | 501 | 226 | 290 |
| Married..... | 74,559 | 3 | 67 | 3,660 | 10,298 | 13,135 | 22,528 | 14,187 | 7,145 | 3,476 | 60 |
| Widowed..... | 4,451 | 1 | 1 | 23 | 125 | 216 | 692 | 914 | 940 | 1,536 | 4 |
| Divorced..... | 388 | 1 | 1 | 10 | 35 | 67 | 112 | 93 | 53 | 17 | |
| Unknown..... | 439 | 6 | 6 | 17 | 27 | 24 | 54 | 39 | 19 | 28 | 225 |
| Native white—native parents..... | 43,996 | 15,684 | 3,863 | 4,546 | 4,351 | 3,729 | 5,194 | 3,303 | 1,766 | 1,104 | 456 |
| Single..... | 27,979 | 15,684 | 3,837 | 3,632 | 2,094 | 1,009 | 900 | 365 | 140 | 54 | 264 |
| Married..... | 14,705 | 23 | 888 | 2,196 | 2,634 | 4,059 | 2,694 | 1,415 | 786 | 10 | |
| Widowed..... | 903 | 1 | 8 | 35 | 48 | 175 | 203 | 181 | 253 | | |
| Divorced..... | 141 | 1 | 8 | 16 | 28 | 36 | 27 | 22 | 4 | | |
| Unknown..... | 268 | 3 | 10 | 10 | 10 | 24 | 14 | 8 | 7 | | 182 |
| Native white—foreign parents..... | 80,273 | 40,496 | 9,840 | 8,182 | 6,989 | 5,048 | 6,392 | 2,427 | 679 | 210 | 10 |
| Single..... | 63,818 | 40,496 | 9,812 | 6,835 | 3,554 | 1,526 | 1,204 | 303 | 65 | 18 | 5 |
| Married..... | 15,792 | 25 | 1,332 | 3,888 | 3,416 | 4,991 | 1,969 | 535 | 183 | 3 | |
| Widowed..... | 547 | 1 | 9 | 40 | 73 | 160 | 134 | 76 | 52 | 2 | |
| Divorced..... | 100 | 1 | 2 | 9 | 29 | 35 | 21 | 2 | 1 | | |
| Unknown..... | 16 | 1 | 4 | 3 | 4 | 2 | | 1 | 1 | | |
| Foreign white..... | 65,059 | 3,208 | 3,799 | 6,132 | 7,466 | 8,571 | 15,153 | 10,620 | 6,114 | 3,898 | 98 |
| Single..... | 19,118 | 3,205 | 3,780 | 4,780 | 2,385 | 1,664 | 1,676 | 679 | 279 | 150 | 20 |
| Married..... | 42,799 | 3 | 18 | 1,345 | 4,618 | 6,802 | 13,103 | 9,328 | 5,127 | 2,513 | 42 |
| Widowed..... | 2,867 | | 4 | 44 | 88 | 310 | 547 | 670 | 1,204 | | |
| Divorced..... | 130 | | 5 | 8 | 37 | 41 | 28 | 11 | | | |
| Unknown..... | 145 | 1 | 3 | 14 | 9 | 27 | 25 | 10 | 20 | | 36 |
| Colored (total) ¹ | 3,288 | 557 | 191 | 479 | 497 | 467 | 617 | 295 | 99 | 71 | 15 |
| Single..... | 1,864 | 557 | 189 | 382 | 285 | 174 | 190 | 65 | 17 | 4 | 1 |
| Married..... | 1,263 | | 1 | 95 | 201 | 233 | 375 | 196 | 68 | 39 | 5 |
| Widowed..... | 134 | | 2 | 6 | 7 | 47 | 30 | 13 | 27 | 2 | |
| Divorced..... | 17 | | 5 | 2 | 4 | 4 | 4 | 1 | 1 | | |
| Unknown..... | 10 | 1 | | 1 | 1 | 1 | | | | | 7 |
| Persons of negro descent..... | 3,177 | 551 | 190 | 476 | 487 | 442 | 563 | 286 | 96 | 71 | 15 |
| Single..... | 1,783 | 551 | 188 | 379 | 275 | 155 | 132 | 63 | 15 | 4 | 1 |
| Married..... | 1,236 | | 1 | 95 | 201 | 277 | 360 | 191 | 67 | 39 | 5 |
| Widowed..... | 132 | | 2 | 6 | 7 | 46 | 29 | 13 | 27 | 2 | |
| Divorced..... | 16 | | 5 | 2 | 4 | 4 | 3 | 1 | 1 | | |
| Unknown..... | 10 | 1 | | 1 | 1 | 1 | | | | | 7 |
| FEMALES. | | | | | | | | | | | |
| Aggregate..... | 189,152 | 60,233 | 18,729 | 20,310 | 19,103 | 15,675 | 24,355 | 15,280 | 8,953 | 6,299 | 160 |
| Single..... | 101,840 | 60,279 | 17,565 | 11,736 | 5,472 | 2,545 | 2,473 | 1,005 | 444 | 283 | 38 |
| Married..... | 72,929 | 4 | 1,147 | 8,322 | 13,161 | 12,400 | 19,618 | 11,057 | 5,147 | 1,955 | 48 |
| Widowed..... | 13,508 | 8 | 106 | 344 | 611 | 2,026 | 3,033 | 3,300 | 4,007 | 23 | |
| Divorced..... | 670 | 4 | 59 | 116 | 107 | 212 | 106 | 46 | 20 | | |
| Unknown..... | 205 | 5 | 17 | 10 | 12 | 26 | 29 | 21 | 34 | | 51 |
| Native white—native parents..... | 43,744 | 15,607 | 4,275 | 4,672 | 4,216 | 3,284 | 4,835 | 3,188 | 2,040 | 1,635 | 92 |
| Single..... | 25,671 | 15,607 | 3,991 | 2,757 | 1,333 | 707 | 648 | 345 | 153 | 109 | 21 |
| Married..... | 14,565 | 278 | 1,858 | 2,735 | 2,773 | 3,617 | 2,159 | 1,100 | 430 | 17 | |
| Widowed..... | 3,150 | 1 | 27 | 95 | 157 | 476 | 642 | 764 | 978 | 7 | |
| Divorced..... | 264 | 4 | 24 | 43 | 43 | 85 | 36 | 18 | 9 | | |
| Unknown..... | 94 | 1 | 6 | 5 | 6 | 9 | 6 | 5 | 9 | | 47 |
| Native white—foreign parents..... | 35,297 | 40,716 | 9,993 | 8,972 | 7,629 | 5,178 | 7,042 | 2,702 | 778 | 288 | 4 |
| Single..... | 61,583 | 40,714 | 9,619 | 5,809 | 2,789 | 1,149 | 1,133 | 291 | 70 | 14 | |
| Married..... | 19,567 | 2 | 3,666 | 3,106 | 4,688 | 3,773 | 5,253 | 1,848 | 433 | 91 | 2 |
| Widowed..... | 1,966 | 4 | 37 | 120 | 226 | 594 | 541 | 266 | 177 | 1 | |
| Divorced..... | 163 | 2 | 16 | 32 | 29 | 62 | 22 | 4 | 1 | | |
| Unknown..... | 8 | 2 | 4 | | 1 | | | | | | 1 |
| Foreign white..... | 59,295 | 3,339 | 4,217 | 6,270 | 6,847 | 6,910 | 12,031 | 9,133 | 6,039 | 4,402 | 57 |
| Single..... | 13,323 | 3,337 | 3,737 | 2,978 | 1,245 | 644 | 634 | 359 | 218 | 156 | 15 |
| Married..... | 37,581 | 2 | 478 | 3,234 | 5,458 | 6,023 | 10,436 | 6,923 | 3,573 | 1,419 | 25 |
| Widowed..... | 8,081 | | 34 | 112 | 204 | 890 | 1,825 | 2,210 | 2,792 | 14 | |
| Divorced..... | 208 | | 17 | 27 | 29 | 54 | 48 | 23 | 10 | | |
| Unknown..... | 102 | 2 | 7 | 5 | 5 | 17 | 23 | 15 | 25 | | 3 |
| Colored (total) ¹ | 2,316 | 621 | 244 | 396 | 411 | 303 | 447 | 207 | 101 | 79 | 7 |
| Single..... | 1,258 | 621 | 218 | 192 | 105 | 45 | 58 | 10 | 3 | 4 | 2 |
| Married..... | 1,216 | 25 | 194 | 280 | 223 | 312 | 122 | 36 | 15 | 4 | |
| Widowed..... | 311 | | 8 | 17 | 24 | 66 | 75 | 60 | 60 | 1 | |
| Divorced..... | 30 | 1 | 2 | 9 | 6 | 11 | | 1 | | | |
| Unknown..... | 1 | | | | | | | 1 | | | |
| Persons of negro descent..... | 2,311 | 618 | 244 | 395 | 411 | 302 | 447 | 207 | 101 | 79 | 7 |
| Single..... | 1,255 | 618 | 218 | 192 | 105 | 45 | 58 | 10 | 3 | 4 | 2 |
| Married..... | 1,214 | 25 | 193 | 280 | 227 | 312 | 122 | 36 | 15 | 4 | |
| Widowed..... | 311 | | 8 | 17 | 24 | 66 | 75 | 60 | 60 | 1 | |
| Divorced..... | 30 | 1 | 2 | 9 | 6 | 11 | | 1 | | | |
| Unknown..... | 1 | | | | | | | 1 | | | |

¹ Persons of negro descent, Chinese, Japanese, and Indians.

CONJUGAL CONDITION.

TABLE 32.—CONJUGAL CONDITION OF THE AGGREGATE POPULATION, CLASSIFIED BY SEX, GENERAL NATIVITY, COLOR, AND AGE PERIODS, FOR CITIES HAVING 100,000 INHABITANTS OR MORE: 1900—Continued.

COLUMBUS, OHIO.

| SEX, GENERAL NATIVITY, COLOR, AND CONJUGAL CONDITION. | Aggregate. | Under 15 years. | 15 to 19 years. | 20 to 24 years. | 25 to 29 years. | 30 to 34 years. | 35 to 44 years. | 45 to 54 years. | 55 to 64 years. | 65 years and over. | Age unknown. |
|---|------------|-----------------|-----------------|-----------------|-----------------|-----------------|-----------------|-----------------|-----------------|--------------------|--------------|
| MALES. | | | | | | | | | | | |
| Aggregate..... | 63,301 | 16,157 | 5,810 | 6,942 | 6,636 | 5,998 | 9,658 | 6,041 | 3,249 | 1,984 | 876 |
| Single..... | 36,033 | 16,157 | 5,789 | 5,709 | 3,421 | 1,929 | 1,851 | 708 | 267 | 100 | 122 |
| Married..... | 24,438 | | 38 | 1,189 | 3,114 | 3,885 | 7,350 | 4,870 | 2,586 | 1,317 | 89 |
| Widowed..... | 1,841 | | | 19 | 66 | 124 | 350 | 393 | 378 | 510 | 6 |
| Divorced..... | 243 | | | 10 | 28 | 40 | 87 | 58 | 20 | 4 | 1 |
| Unknown..... | 746 | | 8 | 15 | 12 | 20 | 20 | 12 | 3 | 3 | 658 |
| Native white—native parents..... | 37,911 | 11,089 | 3,754 | 4,273 | 3,900 | 3,359 | 4,978 | 3,159 | 1,698 | 891 | 810 |
| Single..... | 22,784 | 11,089 | 3,721 | 3,496 | 1,886 | 1,042 | 949 | 338 | 118 | 89 | 106 |
| Married..... | 13,891 | | 32 | 752 | 1,949 | 2,217 | 3,792 | 2,597 | 1,366 | 619 | 67 |
| Widowed..... | 928 | | | 7 | 39 | 69 | 182 | 196 | 200 | 232 | 3 |
| Divorced..... | 128 | | | 8 | 17 | 21 | 44 | 25 | 12 | 1 | |
| Unknown..... | 680 | | 1 | 10 | 9 | 10 | 11 | 3 | 2 | | 684 |
| Native white—foreign parents..... | 14,613 | 3,988 | 1,478 | 1,665 | 1,673 | 1,528 | 2,581 | 1,171 | 420 | 148 | 11 |
| Single..... | 9,079 | 3,988 | 1,475 | 1,392 | 972 | 536 | 531 | 146 | 36 | 1 | 2 |
| Married..... | 5,154 | | 3 | 282 | 677 | 945 | 1,380 | 935 | 341 | 104 | 4 |
| Widowed..... | 297 | | | 5 | 19 | 29 | 91 | 70 | 40 | 42 | 1 |
| Divorced..... | 58 | | | 2 | 3 | 10 | 25 | 16 | 2 | | |
| Unknown..... | 25 | | | 4 | 2 | 5 | 4 | 4 | 1 | 1 | 4 |
| Foreign white..... | 6,444 | 182 | 213 | 406 | 493 | 673 | 1,416 | 1,321 | 935 | 792 | 13 |
| Single..... | 1,591 | 182 | 211 | 332 | 226 | 174 | 183 | 144 | 84 | 51 | 4 |
| Married..... | 4,379 | | 1 | 74 | 265 | 485 | 1,184 | 1,083 | 749 | 531 | 7 |
| Widowed..... | 425 | | | | 2 | 6 | 37 | 78 | 96 | 206 | |
| Divorced..... | 38 | | | | | 6 | 10 | 13 | 6 | 3 | |
| Unknown..... | 11 | | 1 | | | 2 | 2 | 3 | | 1 | 2 |
| Colored (total) ¹ | 4,333 | 898 | 365 | 598 | 570 | 438 | 733 | 390 | 196 | 103 | 42 |
| Single..... | 2,579 | 898 | 362 | 489 | 337 | 177 | 188 | 80 | 29 | 9 | 10 |
| Married..... | 1,514 | | 2 | 101 | 223 | 235 | 494 | 255 | 130 | 63 | 11 |
| Widowed..... | 191 | | | 7 | 6 | 20 | 40 | 49 | 37 | 30 | 2 |
| Divorced..... | 19 | | | 3 | 3 | 3 | 8 | 4 | | | 1 |
| Unknown..... | 30 | | 1 | 1 | 1 | 3 | 3 | 2 | | 1 | 18 |
| Persons of negro descent..... | 4,311 | 895 | 365 | 594 | 565 | 437 | 728 | 388 | 196 | 103 | 40 |
| Single..... | 2,567 | 895 | 362 | 485 | 335 | 176 | 186 | 80 | 29 | 9 | 10 |
| Married..... | 1,508 | | 2 | 101 | 220 | 235 | 492 | 254 | 130 | 63 | 11 |
| Widowed..... | 188 | | | 7 | 6 | 20 | 39 | 48 | 37 | 30 | 1 |
| Divorced..... | 19 | | | 3 | 3 | 3 | 8 | 4 | | | 1 |
| Unknown..... | 29 | | 1 | 1 | 1 | 3 | 3 | 2 | | 1 | 17 |
| FEMALES. | | | | | | | | | | | |
| Aggregate..... | 62,259 | 16,176 | 5,897 | 7,101 | 6,630 | 5,762 | 9,124 | 5,629 | 3,452 | 2,257 | 231 |
| Single..... | 32,314 | 16,174 | 5,482 | 4,276 | 2,475 | 1,415 | 1,503 | 557 | 248 | 133 | 51 |
| Married..... | 24,137 | | 403 | 2,694 | 3,914 | 3,972 | 6,640 | 3,873 | 1,913 | 637 | 89 |
| Widowed..... | 5,305 | | 1 | 85 | 179 | 295 | 864 | 1,120 | 1,257 | 1,479 | 27 |
| Divorced..... | 345 | | | 27 | 53 | 71 | 101 | 61 | 24 | 5 | 2 |
| Unknown..... | 158 | | 10 | 19 | 9 | 11 | 16 | 18 | 10 | 3 | 62 |
| Native white—native parents..... | 37,125 | 11,005 | 3,803 | 4,430 | 3,841 | 3,182 | 4,726 | 3,070 | 1,821 | 1,071 | 176 |
| Single..... | 20,479 | 11,003 | 3,524 | 2,571 | 1,324 | 768 | 744 | 290 | 138 | 73 | 39 |
| Married..... | 13,641 | | 272 | 1,772 | 2,370 | 2,212 | 3,470 | 2,156 | 1,040 | 275 | 72 |
| Widowed..... | 2,677 | | 1 | 58 | 100 | 150 | 445 | 571 | 628 | 713 | 11 |
| Divorced..... | 223 | | 1 | 17 | 43 | 48 | 56 | 44 | 11 | 3 | |
| Unknown..... | 105 | | 5 | 12 | 4 | 4 | 11 | 9 | 4 | 2 | 54 |
| Native white—foreign parents..... | 15,394 | 4,066 | 1,451 | 1,741 | 1,841 | 1,655 | 2,751 | 1,193 | 501 | 183 | 12 |
| Single..... | 8,749 | 4,066 | 1,380 | 1,191 | 841 | 494 | 563 | 159 | 40 | 11 | 4 |
| Married..... | 6,682 | | 67 | 523 | 954 | 1,066 | 1,323 | 805 | 281 | 55 | 3 |
| Widowed..... | 875 | | | 13 | 36 | 77 | 235 | 220 | 174 | 117 | 3 |
| Divorced..... | 62 | | | 4 | 7 | 14 | 27 | 6 | 4 | | |
| Unknown..... | 26 | | 4 | 5 | 3 | 4 | 3 | 3 | 2 | | 2 |
| Foreign white..... | 5,848 | 141 | 223 | 461 | 461 | 575 | 1,082 | 1,085 | 959 | 895 | 16 |
| Single..... | 1,131 | 141 | 204 | 253 | 134 | 88 | 119 | 86 | 64 | 39 | 3 |
| Married..... | 3,403 | | 18 | 201 | 309 | 453 | 375 | 724 | 520 | 289 | 9 |
| Widowed..... | 1,271 | | | 2 | 15 | 24 | 81 | 215 | 367 | 564 | 3 |
| Divorced..... | 28 | | | 3 | 1 | 3 | 6 | 7 | 5 | 2 | 1 |
| Unknown..... | 15 | | 1 | 2 | 2 | 2 | 1 | 3 | 3 | 1 | |
| Colored (total) ¹ | 3,892 | 964 | 420 | 469 | 487 | 350 | 565 | 331 | 171 | 108 | 27 |
| Single..... | 1,955 | 964 | 374 | 261 | 176 | 65 | 77 | 22 | 6 | 5 | 5 |
| Married..... | 1,411 | | 46 | 193 | 281 | 236 | 372 | 188 | 72 | 13 | 5 |
| Widowed..... | 482 | | | 12 | 23 | 42 | 103 | 114 | 88 | 85 | 10 |
| Divorced..... | 32 | | | 3 | 2 | 6 | 12 | 4 | 4 | | 1 |
| Unknown..... | 12 | | | | | 1 | 1 | 3 | 1 | | 6 |
| Persons of negro descent..... | 3,890 | 964 | 419 | 469 | 487 | 350 | 565 | 331 | 170 | 108 | 27 |
| Single..... | 1,954 | 964 | 373 | 261 | 176 | 65 | 77 | 22 | 6 | 5 | 5 |
| Married..... | 1,410 | | 46 | 193 | 281 | 236 | 372 | 188 | 71 | 13 | 5 |
| Widowed..... | 482 | | | 12 | 23 | 42 | 103 | 114 | 88 | 85 | 10 |
| Divorced..... | 32 | | | 3 | 2 | 6 | 12 | 4 | 4 | | 1 |
| Unknown..... | 12 | | | | | 1 | 1 | 3 | 1 | | 6 |

¹ Persons of negro descent, Chinese, Japanese, and Indians.

STATISTICS OF POPULATION.

TABLE 32.—CONJUGAL CONDITION OF THE AGGREGATE POPULATION, CLASSIFIED BY SEX, GENERAL NATIVITY, COLOR, AND AGE PERIODS, FOR CITIES HAVING 100,000 INHABITANTS OR MORE: 1900—Continued.

DENVER, COLO.

| SEX, GENERAL NATIVITY, COLOR, AND CONJUGAL CONDITION. | Aggregate. | Under 15 years. | 15 to 19 years. | 20 to 24 years. | 25 to 29 years. | 30 to 34 years. | 35 to 44 years. | 45 to 54 years. | 55 to 64 years. | 65 years and over. | Age unknown. |
|---|------------|-----------------|-----------------|-----------------|-----------------|-----------------|-----------------|-----------------|-----------------|--------------------|--------------|
| MALES. | | | | | | | | | | | |
| Aggregate..... | 66,592 | 17,933 | 4,993 | 5,447 | 5,961 | 6,330 | 11,788 | 7,113 | 3,606 | 1,817 | 1,604 |
| Single..... | 36,631 | 17,932 | 4,956 | 4,560 | 3,189 | 2,046 | 2,273 | 917 | 351 | 115 | 292 |
| Married..... | 26,575 | 1 | 35 | 859 | 2,659 | 4,120 | 9,001 | 5,677 | 2,832 | 1,224 | 167 |
| Widowed..... | 1,972 | | 2 | 12 | 72 | 188 | 416 | 451 | 393 | 404 | 24 |
| Divorced..... | 237 | | | 4 | 29 | 21 | 74 | 62 | 28 | 14 | 5 |
| Unknown..... | 1,177 | | | 12 | 12 | 5 | 24 | 6 | 2 | | 1,116 |
| Native white—native parents..... | 33,548 | 9,488 | 2,675 | 2,882 | 2,983 | 2,856 | 5,182 | 3,287 | 1,794 | 972 | 1,429 |
| Single..... | 18,630 | 9,487 | 2,651 | 2,372 | 1,527 | 887 | 913 | 363 | 149 | 49 | 232 |
| Married..... | 12,730 | 1 | 23 | 497 | 1,888 | 1,891 | 4,021 | 2,673 | 1,445 | 672 | 119 |
| Widowed..... | 962 | | 1 | 5 | 47 | 65 | 193 | 219 | 179 | 243 | 10 |
| Divorced..... | 129 | | | 2 | 16 | 11 | 41 | 28 | 19 | 8 | 4 |
| Unknown..... | 1,097 | | | 6 | 5 | 2 | 14 | 4 | | | 1,064 |
| Native white—foreign parents..... | 18,081 | 7,602 | 1,750 | 1,575 | 1,590 | 1,454 | 2,466 | 1,116 | 384 | 130 | 14 |
| Single..... | 12,923 | 7,602 | 1,741 | 1,380 | 939 | 534 | 500 | 171 | 99 | 10 | 7 |
| Married..... | 4,833 | | 9 | 186 | 627 | 882 | 1,876 | 870 | 293 | 91 | 4 |
| Widowed..... | 267 | | | 4 | 15 | 31 | 72 | 65 | 51 | 29 | |
| Divorced..... | 42 | | | 1 | 7 | 6 | 16 | 10 | 1 | | 1 |
| Unknown..... | 11 | | | 4 | 2 | 1 | 2 | | | | 2 |
| Foreign white..... | 12,777 | 449 | 442 | 819 | 1,149 | 1,764 | 3,643 | 2,409 | 1,300 | 681 | 121 |
| Single..... | 3,898 | 449 | 440 | 673 | 590 | 521 | 689 | 292 | 140 | 53 | 51 |
| Married..... | 8,159 | | 1 | 140 | 547 | 1,212 | 2,814 | 1,959 | 1,011 | 444 | 31 |
| Widowed..... | 627 | | 1 | 3 | 5 | 26 | 120 | 141 | 142 | 178 | 11 |
| Divorced..... | 49 | | | 1 | 2 | 3 | 14 | 16 | 7 | 6 | |
| Unknown..... | 44 | | | 2 | 5 | 2 | 6 | 1 | | | 28 |
| Colored (total) ¹ | 2,186 | 394 | 126 | 171 | 239 | 256 | 497 | 301 | 128 | 34 | 40 |
| Single..... | 1,180 | 394 | 124 | 135 | 133 | 104 | 171 | 91 | 23 | 3 | 2 |
| Married..... | 848 | | 2 | 36 | 97 | 135 | 290 | 175 | 83 | 17 | 13 |
| Widowed..... | 116 | | | | 5 | 16 | 31 | 26 | 21 | 14 | 3 |
| Divorced..... | 17 | | | | 4 | 1 | 3 | 8 | 1 | | |
| Unknown..... | 25 | | | | | | 2 | 1 | | | 22 |
| Persons of negro descent..... | 1,831 | 393 | 123 | 157 | 225 | 218 | 385 | 213 | 95 | 32 | 40 |
| Single..... | 1,004 | 393 | 121 | 124 | 123 | 80 | 105 | 43 | 10 | 3 | 2 |
| Married..... | 726 | | 2 | 33 | 93 | 122 | 247 | 137 | 64 | 15 | 13 |
| Widowed..... | 110 | | | | 5 | 15 | 29 | 24 | 20 | 14 | 3 |
| Divorced..... | 17 | | | | 4 | 1 | 3 | 8 | 1 | | |
| Unknown..... | 24 | | | | | | 1 | 1 | | | 22 |
| FEMALES. | | | | | | | | | | | |
| Aggregate..... | 67,267 | 17,821 | 5,822 | 6,889 | 6,999 | 6,794 | 10,881 | 6,192 | 3,435 | 1,951 | 483 |
| Single..... | 33,015 | 17,817 | 5,328 | 4,064 | 2,317 | 1,308 | 1,348 | 505 | 174 | 59 | 100 |
| Married..... | 27,384 | 3 | 478 | 2,685 | 4,331 | 4,986 | 8,109 | 4,220 | 1,878 | 560 | 134 |
| Widowed..... | 6,187 | | 6 | 97 | 270 | 423 | 1,289 | 1,409 | 1,352 | 1,321 | 19 |
| Divorced..... | 418 | | 6 | 36 | 75 | 76 | 131 | 56 | 28 | 9 | 3 |
| Unknown..... | 263 | | 6 | 7 | 6 | 6 | 4 | 2 | 3 | 2 | 227 |
| Native white—native parents..... | 33,262 | 9,287 | 2,999 | 3,421 | 3,240 | 3,045 | 4,891 | 3,089 | 1,838 | 1,080 | 422 |
| Single..... | 16,576 | 9,286 | 2,708 | 1,949 | 1,058 | 585 | 571 | 236 | 72 | 31 | 85 |
| Married..... | 13,096 | 1 | 280 | 1,398 | 1,998 | 2,218 | 3,664 | 2,073 | 1,045 | 312 | 107 |
| Widowed..... | 3,111 | | 4 | 49 | 144 | 194 | 576 | 697 | 705 | 731 | 11 |
| Divorced..... | 242 | | | 21 | 42 | 44 | 79 | 31 | 14 | 6 | 1 |
| Unknown..... | 237 | | 3 | 4 | 3 | 4 | 1 | 2 | | | 213 |
| Native white—foreign parents..... | 19,786 | 7,664 | 2,078 | 2,115 | 1,975 | 1,783 | 2,625 | 1,035 | 356 | 120 | 5 |
| Single..... | 12,587 | 7,663 | 1,959 | 1,341 | 712 | 382 | 394 | 99 | 29 | 5 | 3 |
| Married..... | 6,093 | | 116 | 735 | 1,176 | 1,273 | 1,873 | 701 | 181 | 31 | 2 |
| Widowed..... | 978 | | 1 | 28 | 69 | 107 | 324 | 223 | 141 | 84 | |
| Divorced..... | 92 | | | 10 | 18 | 20 | 27 | 12 | 5 | | |
| Unknown..... | 6 | | 2 | 1 | | 1 | 2 | | | | |
| Foreign white..... | 12,185 | 447 | 563 | 1,106 | 1,523 | 1,741 | 2,996 | 1,929 | 1,168 | 690 | 22 |
| Single..... | 2,976 | 446 | 501 | 649 | 472 | 302 | 356 | 157 | 70 | 21 | 2 |
| Married..... | 7,385 | 1 | 60 | 448 | 1,008 | 1,343 | 2,326 | 1,346 | 630 | 210 | 13 |
| Widowed..... | 1,759 | | 1 | 6 | 35 | 37 | 299 | 415 | 458 | 456 | 2 |
| Divorced..... | 55 | | | 2 | 7 | 8 | 14 | 11 | 9 | 8 | 1 |
| Unknown..... | 10 | | 1 | 1 | 1 | 1 | 1 | | 1 | | 4 |
| Colored (total) ¹ | 2,064 | 423 | 182 | 247 | 261 | 225 | 369 | 189 | 73 | 61 | 34 |
| Single..... | 876 | 422 | 160 | 125 | 80 | 34 | 27 | 13 | 3 | 2 | 10 |
| Married..... | 810 | 1 | 22 | 104 | 149 | 152 | 241 | 100 | 22 | 7 | 12 |
| Widowed..... | 339 | | | 14 | 22 | 35 | 90 | 74 | 48 | 50 | 6 |
| Divorced..... | 29 | | | 3 | 8 | 4 | 11 | 2 | | | 1 |
| Unknown..... | 10 | | | 1 | 2 | | | | | 2 | 5 |
| Persons of negro descent..... | 2,042 | 421 | 180 | 243 | 260 | 220 | 368 | 182 | 73 | 61 | 34 |
| Single..... | 867 | 420 | 158 | 121 | 80 | 34 | 27 | 12 | 3 | 2 | 10 |
| Married..... | 798 | 1 | 22 | 104 | 148 | 147 | 240 | 95 | 22 | 7 | 12 |
| Widowed..... | 388 | | | 14 | 22 | 35 | 90 | 73 | 48 | 50 | 6 |
| Divorced..... | 29 | | | 3 | 8 | 4 | 11 | 2 | | | 1 |
| Unknown..... | 10 | | | 1 | 2 | | | | | 2 | 5 |

¹ Persons of negro descent, Chinese, Japanese, and Indians.

CONJUGAL CONDITION.

TABLE 32.—CONJUGAL CONDITION OF THE AGGREGATE POPULATION, CLASSIFIED BY SEX, GENERAL NATIVITY, COLOR, AND AGE PERIODS, FOR CITIES HAVING 100,000 INHABITANTS OR MORE: 1900—Continued.

DETROIT, MICH.

| SEX, GENERAL NATIVITY, COLOR, AND CONJUGAL CONDITION. | Aggregate. | Under 15 years. | 15 to 19 years. | 20 to 24 years. | 25 to 29 years. | 30 to 34 years. | 35 to 44 years. | 45 to 54 years. | 55 to 64 years. | 65 years and over. | Age unknown. |
|---|------------|-----------------|-----------------|-----------------|-----------------|-----------------|-----------------|-----------------|-----------------|--------------------|--------------|
| MALES. | | | | | | | | | | | |
| Aggregate..... | 139,242 | 45,118 | 12,790 | 12,763 | 12,695 | 11,834 | 19,955 | 12,418 | 7,003 | 4,470 | 196 |
| Single..... | 81,500 | 45,117 | 12,716 | 10,470 | 6,040 | 3,077 | 2,633 | 924 | 319 | 137 | 67 |
| Married..... | 58,842 | 1 | 69 | 2,255 | 6,522 | 8,530 | 16,729 | 10,759 | 5,869 | 3,062 | 46 |
| Widowed..... | 3,386 | | 2 | 13 | 100 | 174 | 498 | 663 | 761 | 1,172 | 8 |
| Divorced..... | 234 | | | 8 | 22 | 40 | 80 | 64 | 40 | 9 | 1 |
| Unknown..... | 240 | | 3 | 12 | 11 | 13 | 15 | 8 | 14 | 90 | 74 |
| Native white—native parents..... | 30,174 | 10,999 | 2,801 | 2,844 | 2,792 | 2,452 | 3,609 | 2,354 | 1,334 | 848 | 141 |
| Single..... | 19,097 | 10,999 | 2,777 | 2,287 | 1,340 | 718 | 581 | 230 | 75 | 33 | 57 |
| Married..... | 10,244 | | 23 | 550 | 1,420 | 1,674 | 2,885 | 1,971 | 1,106 | 594 | 21 |
| Widowed..... | 670 | | 1 | 3 | 19 | 43 | 116 | 133 | 140 | 213 | 2 |
| Divorced..... | 75 | | | | 9 | 14 | 22 | 17 | 11 | 1 | |
| Unknown..... | 88 | | | 3 | 4 | 3 | 5 | 3 | 2 | 7 | 61 |
| Native white—foreign parents..... | 60,179 | 30,678 | 6,945 | 5,540 | 4,965 | 3,785 | 5,350 | 2,042 | 705 | 206 | 13 |
| Single..... | 47,537 | 30,678 | 6,919 | 4,715 | 2,698 | 1,239 | 976 | 239 | 59 | 13 | 1 |
| Married..... | 12,055 | | 24 | 809 | 2,220 | 2,427 | 4,196 | 1,677 | 561 | 136 | 5 |
| Widowed..... | 495 | | | 11 | 34 | 55 | 148 | 116 | 81 | 49 | 1 |
| Divorced..... | 65 | | | 3 | 11 | 8 | 27 | 10 | 4 | 2 | |
| Unknown..... | 27 | | 2 | 2 | 2 | 6 | 3 | | | 6 | 6 |
| Foreign white..... | 46,860 | 2,990 | 2,890 | 4,180 | 4,701 | 5,422 | 10,625 | 7,815 | 4,850 | 3,346 | 41 |
| Single..... | 13,757 | 2,989 | 2,867 | 3,308 | 1,831 | 1,048 | 976 | 419 | 173 | 87 | 9 |
| Married..... | 30,730 | 1 | 21 | 857 | 2,772 | 4,233 | 9,398 | 6,972 | 4,117 | 2,289 | 20 |
| Widowed..... | 2,135 | | 1 | 4 | 41 | 71 | 215 | 387 | 524 | 387 | 5 |
| Divorced..... | 115 | | | 4 | 2 | 16 | 29 | 33 | 24 | 6 | 1 |
| Unknown..... | 123 | | 1 | 7 | 5 | 4 | 7 | 4 | 12 | 77 | 6 |
| Colored (total) ¹ | 2,029 | 451 | 154 | 199 | 237 | 225 | 371 | 207 | 114 | 70 | 1 |
| Single..... | 1,109 | 451 | 153 | 160 | 121 | 72 | 100 | 36 | 12 | 4 | |
| Married..... | 813 | | 1 | 39 | 110 | 146 | 250 | 139 | 85 | 43 | |
| Widowed..... | 96 | | | | 6 | 5 | 19 | 27 | 16 | 23 | |
| Divorced..... | 9 | | | | | 2 | 2 | 4 | 1 | | |
| Unknown..... | 2 | | | | | | | 1 | | | 1 |
| Persons of negro descent..... | 2,014 | 451 | 153 | 195 | 234 | 222 | 369 | 207 | 113 | 69 | 1 |
| Single..... | 1,097 | 451 | 152 | 156 | 118 | 70 | 98 | 36 | 12 | 4 | |
| Married..... | 811 | | 1 | 39 | 110 | 145 | 250 | 139 | 84 | 43 | |
| Widowed..... | 95 | | | | 6 | 5 | 19 | 27 | 16 | 22 | |
| Divorced..... | 9 | | | | | 2 | 2 | 4 | 1 | | |
| Unknown..... | 2 | | | | | | | 1 | | | 1 |
| FEMALES. | | | | | | | | | | | |
| Aggregate..... | 146,462 | 45,133 | 14,229 | 15,820 | 14,706 | 12,379 | 19,605 | 11,916 | 7,261 | 5,282 | 126 |
| Single..... | 81,075 | 45,135 | 13,491 | 10,320 | 5,464 | 2,676 | 2,503 | 830 | 406 | 203 | 47 |
| Married..... | 53,829 | 3 | 729 | 5,379 | 8,922 | 9,125 | 15,214 | 8,659 | 4,156 | 1,608 | 34 |
| Widowed..... | 10,925 | | 6 | 87 | 234 | 485 | 1,729 | 2,338 | 2,661 | 3,376 | 10 |
| Divorced..... | 463 | | 2 | 27 | 74 | 86 | 154 | 37 | 29 | 4 | |
| Unknown..... | 170 | | 1 | 7 | 12 | 7 | 5 | 2 | 9 | 92 | 35 |
| Native white—native parents..... | 31,135 | 11,016 | 3,002 | 3,327 | 2,938 | 2,391 | 3,493 | 2,298 | 1,505 | 1,080 | 90 |
| Single..... | 18,662 | 11,014 | 2,842 | 2,133 | 1,109 | 574 | 547 | 220 | 123 | 60 | 35 |
| Married..... | 10,004 | 2 | 159 | 1,149 | 1,750 | 1,680 | 2,552 | 1,609 | 793 | 287 | 23 |
| Widowed..... | 2,286 | | 1 | 27 | 56 | 111 | 346 | 438 | 577 | 723 | 2 |
| Divorced..... | 138 | | | 11 | 21 | 24 | 48 | 25 | 8 | 1 | |
| Unknown..... | 45 | | | 2 | 2 | 2 | | 1 | 4 | 4 | 30 |
| Native white—foreign parents..... | 64,036 | 30,618 | 7,594 | 6,745 | 5,854 | 4,105 | 5,852 | 2,177 | 826 | 253 | 12 |
| Single..... | 47,744 | 30,618 | 7,302 | 4,739 | 2,503 | 1,153 | 1,066 | 274 | 70 | 12 | 7 |
| Married..... | 14,387 | | 288 | 1,966 | 3,235 | 2,764 | -4,180 | 1,434 | 440 | 77 | 3 |
| Widowed..... | 1,756 | | 2 | 25 | 86 | 159 | 555 | 457 | 310 | 161 | 1 |
| Divorced..... | 131 | | 2 | 12 | 26 | 27 | 49 | 11 | 4 | | |
| Unknown..... | 18 | | | 3 | 4 | 2 | 2 | 1 | 2 | 3 | 1 |
| Foreign white..... | 49,191 | 3,036 | 3,437 | 5,488 | 5,667 | 5,684 | 9,938 | 7,231 | 4,824 | 3,365 | 21 |
| Single..... | 13,695 | 3,035 | 3,178 | 3,297 | 1,770 | 904 | 847 | 321 | 210 | 129 | 4 |
| Married..... | 28,635 | 1 | 256 | 2,160 | 3,783 | 4,547 | 8,271 | 5,498 | 2,373 | 1,223 | 8 |
| Widowed..... | 6,575 | | 2 | 26 | 81 | 196 | 766 | 1,362 | 1,716 | 2,421 | 5 |
| Divorced..... | 181 | | | 3 | 23 | 34 | 51 | 50 | 17 | 3 | |
| Unknown..... | 105 | | 1 | 2 | 5 | 3 | 3 | | 3 | 84 | 4 |
| Colored (total) ¹ | 2,100 | 468 | 196 | 260 | 247 | 199 | 322 | 215 | 106 | 84 | 3 |
| Single..... | 974 | 468 | 169 | 146 | 82 | 45 | 43 | 15 | 3 | 2 | 1 |
| Married..... | 803 | | 26 | 104 | 149 | 134 | 211 | 118 | 45 | 16 | |
| Widowed..... | 308 | | 1 | 9 | 11 | 19 | 62 | 81 | 68 | 65 | 2 |
| Divorced..... | 13 | | | 1 | 4 | 1 | 6 | 1 | | | |
| Unknown..... | 2 | | | | 1 | | | | | 1 | |
| Persons of negro descent..... | 2,097 | 467 | 196 | 260 | 247 | 199 | 321 | 214 | 106 | 84 | 3 |
| Single..... | 973 | 467 | 169 | 146 | 82 | 45 | 43 | 15 | 3 | 2 | 1 |
| Married..... | 801 | | 26 | 104 | 149 | 134 | 210 | 117 | 45 | 16 | |
| Widowed..... | 308 | | 1 | 9 | 11 | 19 | 62 | 81 | 68 | 65 | 2 |
| Divorced..... | 13 | | | 1 | 4 | 1 | 6 | 1 | | | |
| Unknown..... | 2 | | | | 1 | | | | | 1 | |

¹ Persons of negro descent, Chinese, Japanese, and Indians.

STATISTICS OF POPULATION.

TABLE 32.—CONJUGAL CONDITION OF THE AGGREGATE POPULATION, CLASSIFIED BY SEX, GENERAL NATIVITY, COLOR, AND AGE PERIODS, FOR CITIES HAVING 100,000 INHABITANTS OR MORE: 1900—Continued.

FALL RIVER, MASS.

| SEX, GENERAL NATIVITY, COLOR, AND CONJUGAL CONDITION. | Aggregate. | Under 15 years. | 15 to 19 years. | 20 to 24 years. | 25 to 29 years. | 30 to 34 years. | 35 to 44 years. | 45 to 54 years. | 55 to 64 years. | 65 years and over. | Age unknown. |
|---|------------|-----------------|-----------------|-----------------|-----------------|-----------------|-----------------|-----------------|-----------------|--------------------|--------------|
| MALES. | | | | | | | | | | | |
| Aggregate..... | 50,260 | 16,985 | 5,463 | 5,032 | 4,662 | 3,885 | 6,342 | 4,164 | 2,361 | 1,321 | 45 |
| Single..... | 30,386 | 16,985 | 5,482 | 3,869 | 1,956 | 905 | 885 | 255 | 99 | 44 | 6 |
| Married..... | 18,237 | | 31 | 1,139 | 2,652 | 2,376 | 5,224 | 3,527 | 1,904 | 865 | 19 |
| Widowed..... | 1,523 | | | 11 | 44 | 89 | 255 | 365 | 353 | 408 | 3 |
| Divorced..... | 29 | | | | 3 | 5 | 13 | 12 | 3 | 3 | |
| Unknown..... | 70 | | | 13 | 7 | 10 | 15 | 5 | 2 | 1 | 17 |
| Native white—native parents..... | 6,913 | 2,560 | 663 | 574 | 489 | 415 | 755 | 685 | 433 | 319 | 20 |
| Single..... | 4,178 | 2,560 | 660 | 440 | 202 | 99 | 108 | 62 | 34 | 12 | 1 |
| Married..... | 2,465 | | 3 | 132 | 283 | 300 | 616 | 562 | 345 | 218 | 6 |
| Widowed..... | 244 | | | 2 | 4 | 14 | 26 | 56 | 54 | 88 | |
| Divorced..... | 11 | | | | | 2 | 5 | 3 | | 1 | |
| Unknown..... | 15 | | | | | | | 2 | | | 13 |
| Native white—foreign parents..... | 19,642 | 11,590 | 2,336 | 1,701 | 1,367 | 885 | 1,209 | 417 | 101 | 31 | 5 |
| Single..... | 16,630 | 11,590 | 2,330 | 1,404 | 728 | 290 | 223 | 48 | 8 | 6 | 3 |
| Married..... | 2,833 | | 6 | 290 | 615 | 568 | 917 | 334 | 83 | 18 | 2 |
| Widowed..... | 162 | | | 3 | 19 | 20 | 61 | 33 | 9 | 7 | |
| Divorced..... | 8 | | | | 1 | 2 | 2 | 1 | | | |
| Unknown..... | 19 | | | 4 | 4 | 5 | 6 | | | | |
| Foreign white..... | 23,506 | 2,807 | 2,445 | 2,744 | 2,791 | 2,547 | 4,319 | 3,043 | 1,821 | 969 | 20 |
| Single..... | 9,455 | 2,807 | 2,423 | 2,013 | 1,016 | 500 | 474 | 189 | 56 | 25 | 2 |
| Married..... | 12,865 | | 22 | 716 | 1,749 | 1,986 | 3,663 | 2,618 | 1,471 | 629 | 11 |
| Widowed..... | 1,131 | | | 6 | 21 | 55 | 168 | 276 | 290 | 312 | 3 |
| Divorced..... | 20 | | | | 2 | 1 | 7 | 7 | 2 | 2 | |
| Unknown..... | 35 | | | 9 | 3 | 5 | 8 | 3 | 2 | 1 | 4 |
| Colored (total) ¹ | 199 | 28 | 19 | 13 | 15 | 38 | 59 | 19 | 6 | 2 | |
| Single..... | 123 | 28 | 19 | 12 | 10 | 16 | 30 | 6 | 1 | 1 | |
| Married..... | 74 | | | 1 | 5 | 22 | 28 | 13 | 5 | | |
| Widowed..... | 1 | | | | | | | | | 1 | |
| Divorced..... | 1 | | | | | | 1 | | | | |
| Unknown..... | 1 | | | | | | | | | | |
| Persons of negro descent..... | 118 | 28 | 17 | 9 | 9 | 19 | 21 | 8 | 5 | 2 | |
| Single..... | 70 | 28 | 17 | 8 | 5 | 6 | 5 | | | 1 | |
| Married..... | 47 | | | 1 | 4 | 13 | 16 | 8 | 5 | 1 | |
| Widowed..... | 1 | | | | | | | | | | |
| Divorced..... | 1 | | | | | | | | | | |
| Unknown..... | 1 | | | | | | | | | | |
| FEMALES. | | | | | | | | | | | |
| Aggregate..... | 54,603 | 17,222 | 6,098 | 6,221 | 5,181 | 4,134 | 6,800 | 4,563 | 2,763 | 1,583 | 43 |
| Single..... | 32,158 | 17,221 | 5,792 | 4,126 | 2,028 | 1,067 | 1,139 | 479 | 197 | 98 | 11 |
| Married..... | 18,384 | 1 | 302 | 2,056 | 3,042 | 2,900 | 5,012 | 3,106 | 1,434 | 455 | 26 |
| Widowed..... | 3,944 | | | 28 | 94 | 156 | 616 | 958 | 1,065 | 1,024 | 2 |
| Divorced..... | 71 | | 1 | 3 | 11 | 8 | 26 | 15 | 5 | 2 | |
| Unknown..... | 46 | | 2 | 8 | 6 | 3 | 7 | 5 | 2 | 4 | 9 |
| Native white—native parents..... | 7,387 | 2,562 | 799 | 644 | 510 | 422 | 804 | 678 | 495 | 454 | 19 |
| Single..... | 4,465 | 2,562 | 762 | 404 | 216 | 130 | 175 | 110 | 59 | 45 | 2 |
| Married..... | 2,258 | | 37 | 236 | 286 | 278 | 556 | 459 | 273 | 120 | 11 |
| Widowed..... | 630 | | | 4 | 4 | 12 | 64 | 103 | 156 | 287 | |
| Divorced..... | 25 | | | 2 | 3 | 2 | 9 | 6 | 2 | 1 | |
| Unknown..... | 9 | | | 1 | 1 | | | | | 1 | 6 |
| Native white—foreign parents..... | 20,555 | 11,667 | 2,445 | 2,071 | 1,565 | 965 | 1,220 | 475 | 112 | 32 | 3 |
| Single..... | 17,077 | 11,666 | 2,351 | 1,552 | 743 | 339 | 305 | 102 | 9 | 3 | 2 |
| Married..... | 3,133 | 1 | 91 | 506 | 776 | 587 | 820 | 281 | 61 | 9 | 1 |
| Widowed..... | 318 | | | 10 | 35 | 34 | 89 | 38 | 42 | 20 | |
| Divorced..... | 17 | | 1 | | 4 | 5 | 4 | 3 | | | |
| Unknown..... | 10 | | 2 | 3 | 2 | | 2 | 1 | | | |
| Foreign white..... | 26,455 | 2,959 | 2,334 | 3,463 | 3,077 | 2,726 | 4,738 | 3,394 | 2,139 | 1,094 | 26 |
| Single..... | 10,504 | 2,959 | 2,660 | 2,186 | 1,053 | 593 | 652 | 265 | 129 | 50 | 7 |
| Married..... | 12,927 | | 173 | 1,313 | 1,964 | 2,021 | 3,613 | 2,359 | 1,144 | 326 | 14 |
| Widowed..... | 2,970 | | 1 | 14 | 53 | 108 | 457 | 760 | 861 | 714 | 2 |
| Divorced..... | 29 | | | 1 | 4 | 1 | 13 | 6 | 3 | 1 | |
| Unknown..... | 25 | | | 4 | 3 | 3 | 3 | 4 | 2 | 3 | 3 |
| Colored (total) ¹ | 206 | 34 | 20 | 38 | 29 | 21 | 38 | 16 | 7 | 3 | |
| Single..... | 112 | 34 | 19 | 34 | 11 | 5 | 7 | 2 | | | |
| Married..... | 66 | | 1 | 4 | 16 | 14 | 23 | 7 | 1 | | |
| Widowed..... | 26 | | | | 2 | 2 | 6 | 7 | 6 | 3 | |
| Divorced..... | 2 | | | | | | | | | | |
| Unknown..... | 2 | | | | | | 2 | | | | |
| Persons of negro descent..... | 206 | 34 | 20 | 38 | 29 | 21 | 38 | 16 | 7 | 3 | |
| Single..... | 112 | 34 | 19 | 34 | 11 | 5 | 7 | 2 | | | |
| Married..... | 66 | | 1 | 4 | 16 | 14 | 23 | 7 | 1 | | |
| Widowed..... | 26 | | | | 2 | 2 | 6 | 7 | 6 | 3 | |
| Divorced..... | 2 | | | | | | | | | | |
| Unknown..... | 2 | | | | | | 2 | | | | |

¹Persons of negro descent, Chinese, Japanese, and Indians.

CONJUGAL CONDITION.

TABLE 32.—CONJUGAL CONDITION OF THE AGGREGATE POPULATION, CLASSIFIED BY SEX, GENERAL NATIVITY, COLOR, AND AGE PERIODS, FOR CITIES HAVING 100,000 INHABITANTS OR MORE: 1900—Continued.

INDIANAPOLIS, IND.

| SEX, GENERAL NATIVITY, COLOR, AND CONJUGAL CONDITION. | Aggregate. | Under 15 years. | 15 to 19 years. | 20 to 24 years. | 25 to 29 years. | 30 to 34 years. | 35 to 44 years. | 45 to 54 years. | 55 to 64 years. | 65 years and over. | Age unknown. |
|---|------------|-----------------|-----------------|-----------------|-----------------|-----------------|-----------------|-----------------|-----------------|--------------------|--------------|
| MALES. | | | | | | | | | | | |
| Aggregate..... | 88,523 | 22,029 | 7,361 | 8,556 | 8,608 | 7,847 | 12,334 | 8,364 | 4,790 | 2,986 | 648 |
| Single..... | 44,836 | 22,022 | 7,286 | 6,689 | 3,864 | 1,980 | 1,795 | 755 | 276 | 125 | 94 |
| Married..... | 34,681 | 1 | 62 | 1,816 | 4,546 | 5,595 | 9,818 | 6,914 | 3,820 | 2,005 | 104 |
| Widowed..... | 2,926 | | | 89 | 115 | 164 | 554 | 572 | 680 | 388 | 14 |
| Divorced..... | 512 | | | 34 | 62 | 88 | 141 | 113 | 57 | 15 | 2 |
| Unknown..... | 568 | 6 | 13 | 28 | 21 | 20 | 26 | 10 | 7 | 3 | 434 |
| Native white—native parents..... | 48,156 | 14,800 | 4,425 | 4,889 | 4,696 | 4,168 | 6,383 | 4,381 | 2,479 | 1,465 | 470 |
| Single..... | 27,078 | 14,797 | 4,370 | 3,659 | 1,949 | 945 | 783 | 350 | 115 | 51 | 59 |
| Married..... | 18,933 | 1 | 47 | 1,176 | 2,645 | 3,079 | 5,246 | 3,655 | 2,015 | 1,015 | 54 |
| Widowed..... | 1,448 | | | 19 | 57 | 81 | 272 | 300 | 319 | 393 | 7 |
| Divorced..... | 267 | | | 21 | 30 | 46 | 66 | 70 | 28 | 5 | 1 |
| Unknown..... | 430 | 2 | 8 | 14 | 15 | 17 | 16 | 6 | 2 | 1 | 349 |
| Native white—foreign parents..... | 18,498 | 5,168 | 1,944 | 2,180 | 2,214 | 2,085 | 2,988 | 1,334 | 441 | 179 | 10 |
| Single..... | 11,485 | 5,168 | 1,935 | 1,837 | 1,156 | 635 | 565 | 141 | 33 | 13 | 2 |
| Married..... | 6,574 | | 8 | 326 | 1,024 | 1,342 | 2,287 | 1,109 | 344 | 129 | 5 |
| Widowed..... | 330 | | | 6 | 22 | 36 | 98 | 77 | 56 | 35 | |
| Divorced..... | 91 | | | 7 | 10 | 21 | 36 | 7 | 8 | 2 | |
| Unknown..... | 13 | | 1 | 4 | 2 | 1 | 2 | | | | 3 |
| Foreign white..... | 8,940 | 200 | 322 | 559 | 768 | 875 | 1,785 | 1,811 | 1,454 | 1,143 | 23 |
| Single..... | 2,076 | 198 | 320 | 459 | 364 | 180 | 240 | 158 | 99 | 49 | 9 |
| Married..... | 6,110 | | | 98 | 393 | 683 | 1,482 | 1,547 | 1,164 | 732 | 11 |
| Widowed..... | 699 | | | 7 | 8 | 55 | 95 | 177 | 356 | 5 | 1 |
| Divorced..... | 42 | | | 3 | 4 | 8 | 11 | 11 | 5 | 1 | |
| Unknown..... | 13 | 2 | 2 | 2 | 1 | | | 3 | 1 | | 2 |
| Colored (total) ¹ | 7,934 | 1,861 | 670 | 928 | 930 | 769 | 1,178 | 838 | 416 | 199 | 145 |
| Single..... | 4,197 | 1,859 | 661 | 684 | 395 | 220 | 207 | 106 | 29 | 12 | 24 |
| Married..... | 3,064 | | 7 | 216 | 484 | 491 | 803 | 603 | 297 | 129 | 34 |
| Widowed..... | 449 | | | 14 | 29 | 39 | 129 | 100 | 78 | 54 | 6 |
| Divorced..... | 112 | | | 6 | 19 | 17 | 31 | 25 | 10 | 3 | 1 |
| Unknown..... | 112 | 2 | 2 | 8 | 3 | 2 | 8 | 4 | 2 | 1 | 80 |
| Persons of negro descent..... | 7,902 | 1,861 | 670 | 927 | 926 | 763 | 1,165 | 832 | 415 | 199 | 144 |
| Single..... | 4,181 | 1,859 | 661 | 683 | 391 | 217 | 201 | 105 | 29 | 12 | 23 |
| Married..... | 3,048 | | 7 | 216 | 484 | 488 | 796 | 598 | 296 | 129 | 34 |
| Widowed..... | 449 | | | 14 | 29 | 39 | 129 | 100 | 78 | 54 | 6 |
| Divorced..... | 112 | | | 6 | 19 | 17 | 31 | 25 | 10 | 3 | 1 |
| Unknown..... | 112 | 2 | 2 | 8 | 3 | 2 | 8 | 4 | 2 | 1 | 80 |
| FEMALES. | | | | | | | | | | | |
| Aggregate..... | 85,641 | 21,931 | 8,355 | 9,581 | 9,377 | 7,863 | 12,235 | 7,921 | 4,821 | 3,196 | 361 |
| Single..... | 41,557 | 21,924 | 7,535 | 5,286 | 2,858 | 1,490 | 1,497 | 532 | 233 | 120 | 82 |
| Married..... | 34,824 | 6 | 785 | 4,061 | 5,997 | 5,761 | 9,101 | 5,437 | 2,617 | 952 | 107 |
| Widowed..... | 8,217 | | 19 | 120 | 343 | 469 | 1,405 | 1,800 | 1,913 | 2,111 | 37 |
| Divorced..... | 879 | | 14 | 108 | 173 | 186 | 228 | 150 | 55 | 11 | 4 |
| Unknown..... | 164 | 1 | 2 | 6 | 6 | 7 | 4 | 2 | 3 | 2 | 131 |
| Native white—native parents..... | 49,616 | 14,478 | 5,100 | 5,467 | 5,077 | 4,204 | 6,488 | 4,337 | 2,585 | 1,654 | 226 |
| Single..... | 25,257 | 14,478 | 4,533 | 2,801 | 1,420 | 727 | 740 | 306 | 136 | 63 | 58 |
| Married..... | 19,507 | 5 | 546 | 2,531 | 3,370 | 3,140 | 4,916 | 3,019 | 1,480 | 495 | 55 |
| Widowed..... | 4,202 | | 9 | 60 | 179 | 253 | 701 | 923 | 981 | 1,090 | 6 |
| Divorced..... | 526 | | 10 | 71 | 105 | 79 | 130 | 89 | 36 | 5 | 1 |
| Unknown..... | 124 | 2 | 4 | 4 | 3 | 5 | 1 | 2 | 1 | 1 | 106 |
| Native white—foreign parents..... | 19,866 | 5,314 | 2,121 | 2,525 | 2,536 | 2,179 | 3,138 | 1,303 | 477 | 207 | 11 |
| Single..... | 11,295 | 5,314 | 2,013 | 1,665 | 993 | 557 | 573 | 118 | 40 | 16 | 6 |
| Married..... | 7,451 | | 105 | 831 | 1,476 | 1,510 | 2,287 | 913 | 268 | 58 | 3 |
| Widowed..... | 995 | | 2 | 16 | 42 | 92 | 293 | 252 | 165 | 133 | |
| Divorced..... | 120 | | 1 | 13 | 25 | 19 | 38 | 20 | 3 | | 1 |
| Unknown..... | 5 | | | | | 1 | 2 | | 1 | | 1 |
| Foreign white..... | 8,130 | 202 | 324 | 621 | 715 | 756 | 1,403 | 1,532 | 1,443 | 1,107 | 27 |
| Single..... | 1,465 | 201 | 304 | 365 | 180 | 104 | 128 | 89 | 52 | 34 | 8 |
| Married..... | 4,753 | | 19 | 249 | 519 | 623 | 1,144 | 1,069 | 733 | 339 | 8 |
| Widowed..... | 1,857 | | 1 | 4 | 13 | 25 | 122 | 357 | 597 | 729 | 9 |
| Divorced..... | 47 | | | 2 | 2 | 4 | 9 | 15 | 11 | 4 | |
| Unknown..... | 8 | 1 | | 1 | 1 | | | 2 | | 1 | 2 |
| Colored (total) ¹ | 8,029 | 1,937 | 810 | 968 | 1,049 | 724 | 1,151 | 749 | 316 | 228 | 97 |
| Single..... | 3,540 | 1,936 | 685 | 455 | 265 | 102 | 56 | 19 | 5 | 7 | 10 |
| Married..... | 3,113 | 1 | 115 | 450 | 632 | 488 | 754 | 436 | 136 | 60 | 41 |
| Widowed..... | 1,163 | | 7 | 40 | 109 | 99 | 289 | 263 | 170 | 159 | 22 |
| Divorced..... | 186 | | 3 | 22 | 41 | 34 | 51 | 26 | 5 | 2 | 22 |
| Unknown..... | 27 | | 1 | 1 | 2 | 1 | 1 | | | | 22 |
| Persons of negro descent..... | 8,029 | 1,937 | 810 | 968 | 1,049 | 724 | 1,151 | 749 | 316 | 228 | 97 |
| Single..... | 3,540 | 1,936 | 685 | 455 | 265 | 102 | 56 | 19 | 5 | 7 | 10 |
| Married..... | 3,113 | 1 | 115 | 450 | 632 | 488 | 754 | 436 | 136 | 60 | 41 |
| Widowed..... | 1,163 | | 7 | 40 | 109 | 99 | 289 | 263 | 170 | 159 | 22 |
| Divorced..... | 186 | | 3 | 22 | 41 | 34 | 51 | 26 | 5 | 2 | 22 |
| Unknown..... | 27 | | 1 | 1 | 2 | 1 | 1 | | | | 22 |

¹ Persons of negro descent, Chinese, Japanese, and Indians.

STATISTICS OF POPULATION.

TABLE 32.—CONJUGAL CONDITION OF THE AGGREGATE POPULATION, CLASSIFIED BY SEX, GENERAL NATIVITY, COLOR, AND AGE PERIODS, FOR CITIES HAVING 100,000 INHABITANTS OR MORE: 1900—Continued.

JERSEY CITY, N. J.

| SEX, GENERAL NATIVITY, COLOR, AND CONJUGAL CONDITION. | Aggregate. | Under 15 years. | 15 to 19 years. | 20 to 24 years. | 25 to 29 years. | 30 to 34 years. | 35 to 44 years. | 45 to 54 years. | 55 to 64 years. | 65 years and over. | Age unknown. |
|---|------------|-----------------|-----------------|-----------------|-----------------|-----------------|-----------------|-----------------|-----------------|--------------------|--------------|
| MALES. | | | | | | | | | | | |
| Aggregate..... | 104,027 | 33,407 | 8,583 | 9,547 | 10,507 | 10,026 | 15,532 | 8,940 | 4,855 | 2,656 | 24 |
| Single..... | 62,216 | 33,404 | 8,468 | 7,960 | 5,800 | 2,911 | 2,727 | 950 | 364 | 125 | 7 |
| Married..... | 38,447 | 2 | 88 | 1,589 | 5,077 | 6,902 | 12,175 | 7,234 | 3,780 | 1,695 | 5 |
| Widowed..... | 3,167 | 2 | 19 | 94 | 186 | 603 | 730 | 780 | 701 | 830 | 2 |
| Divorced..... | 43 | 2 | 2 | 5 | 6 | 9 | 12 | 6 | 6 | 3 | 2 |
| Unknown..... | 154 | 1 | 25 | 27 | 31 | 21 | 18 | 14 | 4 | 3 | 10 |
| Native white—native parents..... | 29,006 | 12,462 | 2,637 | 2,486 | 2,426 | 2,060 | 3,076 | 2,050 | 1,179 | 619 | 11 |
| Single..... | 19,886 | 12,462 | 2,610 | 2,014 | 1,162 | 601 | 592 | 306 | 99 | 39 | 1 |
| Married..... | 8,890 | 16 | 458 | 1,238 | 1,418 | 2,343 | 1,594 | 927 | 395 | 185 | 1 |
| Widowed..... | 673 | 1 | 8 | 21 | 34 | 134 | 143 | 147 | 147 | 185 | 1 |
| Divorced..... | 18 | 1 | 1 | 5 | 2 | 5 | 2 | 5 | 5 | 3 | 1 |
| Unknown..... | 39 | 10 | 5 | 5 | 5 | 5 | 2 | 2 | 1 | 1 | 9 |
| Native white—foreign parents..... | 43,073 | 19,347 | 4,543 | 4,523 | 4,407 | 3,440 | 4,617 | 1,605 | 457 | 125 | 4 |
| Single..... | 32,791 | 19,344 | 4,520 | 3,934 | 2,520 | 1,191 | 1,009 | 211 | 48 | 13 | 1 |
| Married..... | 9,681 | 2 | 17 | 568 | 1,828 | 2,162 | 3,412 | 1,250 | 353 | 86 | 3 |
| Widowed..... | 540 | 6 | 4 | 6 | 41 | 81 | 191 | 140 | 55 | 26 | 1 |
| Divorced..... | 9 | 1 | 4 | 1 | 4 | 1 | 2 | 1 | 1 | 1 | 1 |
| Unknown..... | 52 | 1 | 11 | 14 | 14 | 5 | 3 | 3 | 1 | 1 | 1 |
| Foreign white..... | 29,888 | 1,158 | 1,223 | 2,339 | 3,400 | 4,251 | 7,370 | 5,093 | 3,158 | 1,883 | 8 |
| Single..... | 8,370 | 1,158 | 1,217 | 1,856 | 1,477 | 997 | 988 | 398 | 202 | 72 | 5 |
| Married..... | 19,556 | 4 | 4 | 471 | 1,882 | 3,174 | 6,116 | 4,251 | 2,462 | 1,195 | 1 |
| Widowed..... | 1,889 | 1 | 4 | 4 | 29 | 69 | 254 | 429 | 491 | 610 | 2 |
| Divorced..... | 15 | 1 | 1 | 1 | 2 | 2 | 2 | 8 | 1 | 3 | 1 |
| Unknown..... | 53 | 1 | 8 | 11 | 9 | 10 | 9 | 2 | 2 | 3 | 1 |
| Colored (total) ¹ | 2,065 | 440 | 125 | 199 | 274 | 275 | 469 | 192 | 61 | 29 | 1 |
| Single..... | 1,169 | 440 | 121 | 156 | 141 | 122 | 138 | 35 | 15 | 1 | 1 |
| Married..... | 820 | 1 | 1 | 42 | 129 | 148 | 304 | 139 | 38 | 19 | 1 |
| Widowed..... | 65 | 1 | 1 | 1 | 3 | 2 | 24 | 18 | 8 | 9 | 1 |
| Divorced..... | 1 | 1 | 1 | 1 | 1 | 1 | 1 | 1 | 1 | 1 | 1 |
| Unknown..... | 10 | 3 | 3 | 1 | 2 | 2 | 3 | 1 | 1 | 1 | 1 |
| Persons of negro descent..... | 1,846 | 438 | 121 | 183 | 236 | 219 | 389 | 176 | 54 | 29 | 1 |
| Single..... | 995 | 438 | 113 | 140 | 107 | 79 | 79 | 24 | 9 | 1 | 1 |
| Married..... | 781 | 1 | 42 | 126 | 136 | 285 | 134 | 38 | 19 | 9 | 1 |
| Widowed..... | 64 | 1 | 1 | 3 | 2 | 24 | 18 | 7 | 7 | 9 | 1 |
| Divorced..... | 1 | 1 | 1 | 1 | 1 | 1 | 1 | 1 | 1 | 1 | 1 |
| Unknown..... | 5 | 2 | 2 | 1 | 1 | 1 | 1 | 1 | 1 | 1 | 1 |
| FEMALES. | | | | | | | | | | | |
| Aggregate..... | 102,406 | 33,283 | 9,180 | 10,692 | 10,392 | 8,826 | 13,576 | 8,226 | 5,001 | 3,172 | 53 |
| Single..... | 55,768 | 33,283 | 8,657 | 6,578 | 3,167 | 1,478 | 1,527 | 613 | 292 | 159 | 14 |
| Married..... | 38,244 | 2 | 507 | 4,029 | 6,963 | 6,890 | 10,633 | 5,623 | 2,648 | 943 | 1 |
| Widowed..... | 8,225 | 3 | 71 | 243 | 434 | 1,383 | 1,970 | 2,054 | 2,054 | 2,066 | 1 |
| Divorced..... | 78 | 5 | 13 | 19 | 20 | 14 | 4 | 4 | 3 | 3 | 1 |
| Unknown..... | 91 | 3 | 13 | 9 | 6 | 5 | 8 | 6 | 3 | 1 | 37 |
| Native white—native parents..... | 28,191 | 12,509 | 2,750 | 2,568 | 2,263 | 1,739 | 2,711 | 1,782 | 1,072 | 747 | 50 |
| Single..... | 18,292 | 12,509 | 2,593 | 1,494 | 665 | 341 | 385 | 172 | 77 | 44 | 13 |
| Married..... | 8,144 | 1 | 151 | 1,047 | 1,542 | 1,805 | 2,047 | 1,233 | 611 | 207 | 1 |
| Widowed..... | 1,681 | 2 | 21 | 53 | 87 | 267 | 373 | 383 | 383 | 495 | 1 |
| Divorced..... | 25 | 3 | 3 | 2 | 5 | 10 | 3 | 1 | 1 | 1 | 1 |
| Unknown..... | 49 | 4 | 3 | 1 | 1 | 2 | 1 | 1 | 1 | 1 | 37 |
| Native white—foreign parents..... | 44,079 | 19,148 | 4,845 | 5,203 | 4,588 | 3,443 | 4,595 | 1,596 | 483 | 178 | 1 |
| Single..... | 30,955 | 19,144 | 4,661 | 3,609 | 1,802 | 801 | 702 | 185 | 85 | 16 | 1 |
| Married..... | 11,628 | 1 | 178 | 1,565 | 2,671 | 2,446 | 3,390 | 1,060 | 259 | 58 | 1 |
| Widowed..... | 1,439 | 1 | 25 | 105 | 184 | 492 | 343 | 187 | 103 | 103 | 1 |
| Divorced..... | 80 | 6 | 6 | 4 | 4 | 2 | 4 | 2 | 1 | 1 | 1 |
| Unknown..... | 27 | 3 | 6 | 4 | 4 | 2 | 4 | 2 | 1 | 1 | 1 |
| Foreign white..... | 28,278 | 1,167 | 1,428 | 2,682 | 3,309 | 3,432 | 5,973 | 4,710 | 3,361 | 2,213 | 3 |
| Single..... | 5,676 | 1,167 | 1,259 | 1,361 | 650 | 309 | 413 | 242 | 176 | 98 | 1 |
| Married..... | 17,688 | 165 | 1,300 | 2,587 | 2,975 | 4,985 | 3,262 | 1,743 | 670 | 670 | 1 |
| Widowed..... | 4,885 | 1 | 19 | 68 | 145 | 571 | 1,199 | 1,438 | 1,443 | 1,443 | 1 |
| Divorced..... | 15 | 1 | 1 | 3 | 1 | 2 | 2 | 2 | 2 | 2 | 1 |
| Unknown..... | 14 | 3 | 1 | 1 | 1 | 2 | 2 | 3 | 2 | 2 | 1 |
| Colored (total) ¹ | 1,858 | 464 | 157 | 239 | 232 | 212 | 297 | 133 | 85 | 34 | 1 |
| Single..... | 845 | 464 | 144 | 114 | 50 | 27 | 27 | 14 | 4 | 1 | 1 |
| Married..... | 784 | 117 | 13 | 117 | 163 | 164 | 216 | 68 | 35 | 8 | 1 |
| Widowed..... | 220 | 6 | 6 | 17 | 18 | 53 | 55 | 46 | 25 | 25 | 1 |
| Divorced..... | 8 | 1 | 1 | 2 | 3 | 1 | 1 | 1 | 1 | 1 | 1 |
| Unknown..... | 1 | 1 | 1 | 1 | 1 | 1 | 1 | 1 | 1 | 1 | 1 |
| Persons of negro descent..... | 1,858 | 464 | 157 | 239 | 232 | 212 | 297 | 133 | 85 | 34 | 1 |
| Single..... | 845 | 464 | 144 | 114 | 50 | 27 | 27 | 14 | 4 | 1 | 1 |
| Married..... | 784 | 117 | 13 | 117 | 163 | 164 | 216 | 68 | 35 | 8 | 1 |
| Widowed..... | 220 | 6 | 6 | 17 | 18 | 53 | 55 | 46 | 25 | 25 | 1 |
| Divorced..... | 8 | 1 | 1 | 2 | 3 | 1 | 1 | 1 | 1 | 1 | 1 |
| Unknown..... | 1 | 1 | 1 | 1 | 1 | 1 | 1 | 1 | 1 | 1 | 1 |

¹ Persons of negro descent, Chinese, Japanese, and Indians.

CONJUGAL CONDITION.

TABLE 32.—CONJUGAL CONDITION OF THE AGGREGATE POPULATION, CLASSIFIED BY SEX, GENERAL NATIVITY, COLOR, AND AGE PERIODS, FOR CITIES HAVING 100,000 INHABITANTS OR MORE: 1900—Continued.

KANSAS CITY, MO.

| SEX, GENERAL NATIVITY, COLOR, AND CONJUGAL CONDITION. | Aggregate. | Under 15 years. | 15 to 19 years. | 20 to 24 years. | 25 to 29 years. | 30 to 34 years. | 35 to 44 years. | 45 to 54 years. | 55 to 64 years. | 65 years and over. | Age unknown. |
|---|------------|-----------------|-----------------|-----------------|-----------------|-----------------|-----------------|-----------------|-----------------|--------------------|--------------|
| MALES. | | | | | | | | | | | |
| Aggregate..... | 82,729 | 20,676 | 6,810 | 8,528 | 9,152 | 8,578 | 14,512 | 8,177 | 4,014 | 2,189 | 98 |
| Single..... | 46,310 | 20,671 | 6,741 | 6,929 | 4,774 | 2,855 | 2,845 | 999 | 334 | 131 | 31 |
| Married..... | 33,059 | 5 | 61 | 1,550 | 4,204 | 5,438 | 10,838 | 6,395 | 3,106 | 1,437 | 25 |
| Widowed..... | 2,843 | | 3 | 29 | 116 | 210 | 672 | 680 | 522 | 608 | 3 |
| Divorced..... | 432 | | 1 | 16 | 51 | 70 | 139 | 92 | 50 | 13 | |
| Unknown..... | 85 | | 4 | 4 | 7 | 5 | 18 | 11 | 2 | | 34 |
| Native white—native parents..... | 47,860 | 12,930 | 4,140 | 5,022 | 5,283 | 4,800 | 7,653 | 4,575 | 2,247 | 1,142 | 68 |
| Single..... | 27,581 | 12,928 | 4,094 | 4,094 | 2,780 | 1,548 | 1,466 | 493 | 151 | 52 | 25 |
| Married..... | 18,508 | 2 | 42 | 901 | 2,463 | 3,084 | 5,778 | 3,657 | 1,785 | 787 | 9 |
| Widowed..... | 1,476 | | 2 | 12 | 57 | 124 | 338 | 363 | 282 | 297 | 1 |
| Divorced..... | 238 | | | 11 | 28 | 41 | 67 | 5 | 28 | 6 | |
| Unknown..... | 57 | | 2 | 4 | 5 | 3 | 4 | 5 | 1 | | 33 |
| Native white—foreign parents..... | 16,243 | 5,644 | 1,590 | 1,704 | 1,802 | 1,507 | 2,577 | 964 | 356 | 155 | 4 |
| Single..... | 10,989 | 5,644 | 1,525 | 1,449 | 1,034 | 593 | 560 | 125 | 50 | 8 | 1 |
| Married..... | 4,919 | | 3 | 250 | 740 | 880 | 1,899 | 773 | 264 | 107 | 3 |
| Widowed..... | 258 | | 1 | 4 | 17 | 19 | 85 | 57 | 36 | 39 | |
| Divorced..... | 67 | | | 1 | 10 | 15 | 25 | 9 | 6 | 1 | |
| Unknown..... | 10 | | 1 | | 1 | | 8 | | | | |
| Foreign white..... | 9,975 | 306 | 390 | 655 | 915 | 1,290 | 2,651 | 1,877 | 1,132 | 754 | 5 |
| Single..... | 2,987 | 305 | 387 | 547 | 466 | 386 | 469 | 258 | 109 | 60 | |
| Married..... | 6,276 | 1 | 2 | 105 | 443 | 880 | 2,065 | 1,452 | 868 | 456 | 4 |
| Widowed..... | 651 | | | 3 | 4 | 18 | 101 | 146 | 144 | 234 | 1 |
| Divorced..... | 43 | | | 1 | 1 | 5 | 11 | 17 | 10 | 4 | |
| Unknown..... | 13 | | 1 | | 1 | 1 | 5 | 4 | 1 | | |
| Colored (total) ¹ | 8,651 | 1,796 | 750 | 1,147 | 1,152 | 981 | 1,631 | 761 | 279 | 138 | 16 |
| Single..... | 4,753 | 1,794 | 735 | 839 | 544 | 323 | 350 | 123 | 24 | 11 | 5 |
| Married..... | 3,356 | 2 | 14 | 294 | 558 | 594 | 1,096 | 513 | 189 | 87 | 9 |
| Widowed..... | 458 | | | 10 | 38 | 49 | 143 | 114 | 60 | 88 | 1 |
| Divorced..... | 79 | | 1 | 4 | 12 | 9 | 36 | 9 | 6 | 2 | |
| Unknown..... | 5 | | | | 1 | 1 | 1 | 2 | | | 1 |
| Persons of negro descent..... | 8,560 | 1,796 | 747 | 1,142 | 1,149 | 968 | 1,591 | 742 | 272 | 137 | 16 |
| Single..... | 4,704 | 1,794 | 732 | 836 | 541 | 317 | 332 | 115 | 21 | 11 | 5 |
| Married..... | 3,317 | 2 | 14 | 293 | 558 | 592 | 1,074 | 504 | 185 | 86 | 9 |
| Widowed..... | 456 | | | 10 | 38 | 49 | 148 | 112 | 60 | 38 | 1 |
| Divorced..... | 78 | | 1 | 3 | 12 | 9 | 36 | 9 | 6 | 2 | |
| Unknown..... | 5 | | | | 1 | 1 | 1 | 2 | | | 1 |
| FEMALES. | | | | | | | | | | | |
| Aggregate..... | 81,023 | 20,937 | 7,822 | 10,101 | 9,721 | 7,901 | 11,823 | 6,690 | 3,771 | 2,195 | 62 |
| Single..... | 39,639 | 20,934 | 7,018 | 5,608 | 2,861 | 1,405 | 1,144 | 331 | 188 | 80 | 20 |
| Married..... | 38,076 | 2 | 769 | 4,211 | 6,213 | 5,772 | 8,905 | 4,623 | 1,981 | 584 | 11 |
| Widowed..... | 7,610 | | 25 | 183 | 396 | 601 | 1,569 | 1,669 | 1,625 | 1,523 | 19 |
| Divorced..... | 672 | | 10 | 92 | 145 | 123 | 208 | 67 | 26 | 6 | |
| Unknown..... | 26 | 1 | | 7 | 1 | | 2 | 1 | 1 | 2 | 12 |
| Native white—native parents..... | 46,517 | 12,983 | 4,721 | 5,759 | 5,296 | 4,174 | 6,351 | 3,822 | 2,193 | 1,200 | 18 |
| Single..... | 23,955 | 12,981 | 4,213 | 3,084 | 1,482 | 692 | 593 | 183 | 77 | 42 | 8 |
| Married..... | 18,881 | 1 | 490 | 2,539 | 3,553 | 3,121 | 4,881 | 2,760 | 1,212 | 322 | 2 |
| Widowed..... | 3,893 | | 12 | 83 | 174 | 292 | 767 | 846 | 886 | 333 | |
| Divorced..... | 372 | | 6 | 51 | 86 | 69 | 108 | 33 | 17 | 2 | |
| Unknown..... | 16 | 1 | | 2 | 1 | | 2 | | 1 | | 8 |
| Native white—foreign parents..... | 17,183 | 5,747 | 1,748 | 2,141 | 2,146 | 1,737 | 2,303 | 884 | 313 | 162 | 2 |
| Single..... | 10,342 | 5,747 | 1,648 | 1,381 | 836 | 367 | 289 | 51 | 12 | 10 | 1 |
| Married..... | 5,866 | | 95 | 727 | 1,236 | 1,258 | 1,721 | 607 | 169 | 52 | 1 |
| Widowed..... | 360 | | 3 | 16 | 49 | 91 | 258 | 215 | 130 | 98 | |
| Divorced..... | 113 | | 2 | 15 | 25 | 21 | 35 | 11 | 2 | 2 | |
| Unknown..... | 2 | | | 2 | | | | | | | |
| Foreign white..... | 8,312 | 297 | 443 | 819 | 968 | 1,025 | 1,817 | 1,319 | 956 | 652 | 11 |
| Single..... | 1,981 | 296 | 400 | 483 | 302 | 196 | 158 | 70 | 45 | 26 | 5 |
| Married..... | 4,877 | 1 | 46 | 322 | 637 | 781 | 1,465 | 944 | 502 | 176 | 3 |
| Widowed..... | 1,404 | | 2 | 10 | 24 | 42 | 177 | 295 | 403 | 443 | 3 |
| Divorced..... | 48 | | | 3 | 5 | 6 | 17 | 10 | 6 | 1 | |
| Unknown..... | 2 | | | 1 | | | | | | | |
| Colored (total) ¹ | 9,011 | 1,910 | 905 | 1,382 | 1,311 | 965 | 1,352 | 665 | 309 | 181 | 31 |
| Single..... | 3,961 | 1,910 | 757 | 660 | 341 | 150 | 104 | 27 | 4 | 2 | 6 |
| Married..... | 3,452 | | 138 | 623 | 792 | 612 | 838 | 312 | 98 | 34 | 5 |
| Widowed..... | 1,453 | | 8 | 74 | 149 | 176 | 367 | 313 | 206 | 144 | 16 |
| Divorced..... | 139 | | 2 | 23 | 29 | 27 | 43 | 13 | 1 | 1 | |
| Unknown..... | 6 | | | 2 | | | | | | | 4 |
| Persons of negro descent..... | 9,007 | 1,910 | 904 | 1,382 | 1,311 | 965 | 1,352 | 564 | 308 | 180 | 31 |
| Single..... | 3,961 | 1,910 | 757 | 660 | 341 | 150 | 104 | 27 | 4 | 2 | 6 |
| Married..... | 3,450 | | 137 | 623 | 792 | 612 | 838 | 311 | 98 | 34 | 5 |
| Widowed..... | 1,451 | | 8 | 74 | 149 | 176 | 367 | 313 | 205 | 143 | 16 |
| Divorced..... | 139 | | 2 | 23 | 29 | 27 | 43 | 13 | 1 | 1 | |
| Unknown..... | 6 | | | 2 | | | | | | | 4 |

¹ Persons of negro descent, Chinese, Japanese, and Indians.

STATISTICS OF POPULATION.

TABLE 32.—CONJUGAL CONDITION OF THE AGGREGATE POPULATION, CLASSIFIED BY SEX, GENERAL NATIVITY, COLOR, AND AGE PERIODS, FOR CITIES HAVING 100,000 INHABITANTS OR MORE: 1900—Continued.

LOS ANGELES, CAL.

| SEX, GENERAL NATIVITY, COLOR, AND CONJUGAL CONDITION. | Aggregate. | Under 15 years. | 15 to 19 years. | 20 to 24 years. | 25 to 29 years. | 30 to 34 years. | 35 to 44 years. | 45 to 54 years. | 55 to 64 years. | 65 years and over. | Age unknown. |
|---|------------|-----------------|-----------------|-----------------|-----------------|-----------------|-----------------|-----------------|-----------------|--------------------|--------------|
| MALES. | | | | | | | | | | | |
| Aggregate..... | 50,519 | 12,742 | 3,941 | 3,910 | 4,134 | 4,509 | 9,013 | 5,931 | 3,597 | 2,338 | 404 |
| Single..... | 27,259 | 12,740 | 3,909 | 3,271 | 2,254 | 1,511 | 1,962 | 888 | 427 | 210 | 87 |
| Married..... | 21,068 | 2 | 22 | 607 | 1,810 | 2,889 | 6,673 | 4,624 | 2,758 | 1,590 | 98 |
| Widowed..... | 1,539 | | 1 | 7 | 30 | 71 | 243 | 310 | 361 | 503 | 13 |
| Divorced..... | 269 | | | 4 | 17 | 24 | 78 | 71 | 44 | 28 | 3 |
| Unknown..... | 384 | | 9 | 21 | 23 | 14 | 57 | 38 | 7 | 7 | 208 |
| Native white—native parents..... | 25,929 | 7,196 | 2,266 | 2,156 | 2,164 | 2,118 | 3,931 | 2,656 | 1,807 | 1,306 | 329 |
| Single..... | 14,426 | 7,195 | 2,245 | 1,798 | 1,142 | 663 | 726 | 337 | 169 | 88 | 63 |
| Married..... | 10,332 | 1 | 13 | 341 | 978 | 1,402 | 3,043 | 2,136 | 1,432 | 923 | 63 |
| Widowed..... | 797 | | 1 | 4 | 19 | 40 | 123 | 143 | 181 | 278 | 8 |
| Divorced..... | 135 | | | 3 | 9 | 11 | 35 | 39 | 22 | 14 | 2 |
| Unknown..... | 239 | | 7 | 10 | 16 | 2 | 4 | 1 | 3 | 3 | 193 |
| Native white—foreign parents..... | 12,070 | 4,884 | 1,200 | 1,084 | 1,039 | 934 | 1,603 | 765 | 353 | 200 | 8 |
| Single..... | 8,410 | 4,883 | 1,195 | 941 | 589 | 295 | 329 | 108 | 52 | 14 | 4 |
| Married..... | 3,401 | 1 | 5 | 139 | 436 | 610 | 1,210 | 600 | 257 | 140 | 3 |
| Widowed..... | 194 | | | 2 | 6 | 19 | 38 | 48 | 38 | 43 | |
| Divorced..... | 53 | | | 6 | 9 | 21 | 8 | 8 | 6 | 3 | |
| Unknown..... | 12 | | | 2 | 2 | 1 | 5 | 1 | | | 1 |
| Foreign white..... | 9,378 | 326 | 340 | 507 | 727 | 1,038 | 2,442 | 1,881 | 1,236 | 785 | 46 |
| Single..... | 2,961 | 326 | 338 | 428 | 394 | 372 | 514 | 312 | 172 | 95 | 10 |
| Married..... | 5,819 | | 1 | 75 | 324 | 702 | 1,839 | 1,442 | 916 | 499 | 21 |
| Widowed..... | 497 | | | 1 | 4 | 9 | 67 | 101 | 134 | 176 | 5 |
| Divorced..... | 70 | | | 1 | 2 | 2 | 18 | 22 | 13 | 11 | 1 |
| Unknown..... | 31 | | 1 | 2 | 3 | 3 | 4 | 4 | 1 | 4 | 9 |
| Colored (total) ¹ | 3,142 | 336 | 135 | 163 | 204 | 369 | 1,037 | 629 | 201 | 47 | 21 |
| Single..... | 1,462 | 336 | 131 | 104 | 129 | 181 | 393 | 131 | 34 | 13 | 10 |
| Married..... | 1,516 | | 3 | 52 | 72 | 175 | 581 | 446 | 153 | 23 | 6 |
| Widowed..... | 51 | | | | 1 | 3 | 15 | 18 | 8 | 6 | |
| Divorced..... | 21 | | | | | 2 | 4 | 2 | 3 | | |
| Unknown..... | 102 | | 1 | 7 | 2 | 8 | 44 | 32 | 3 | | 5 |
| Persons of negro descent..... | 1,015 | 284 | 85 | 69 | 62 | 39 | 207 | 119 | 62 | 25 | 13 |
| Single..... | 546 | 284 | 83 | 49 | 29 | 29 | 38 | 15 | 8 | 6 | 5 |
| Married..... | 415 | | 1 | 18 | 32 | 57 | 153 | 90 | 44 | 15 | 5 |
| Widowed..... | 35 | | | | 1 | 2 | 11 | 10 | 7 | 4 | |
| Divorced..... | 10 | | | | | 1 | 4 | 2 | 3 | | |
| Unknown..... | 9 | | 1 | 2 | | | 1 | 2 | | | 3 |
| FEMALES. | | | | | | | | | | | |
| Aggregate..... | 51,960 | 13,077 | 4,701 | 5,131 | 5,094 | 4,767 | 8,046 | 5,312 | 3,400 | 2,170 | 262 |
| Single..... | 25,187 | 13,076 | 4,368 | 3,196 | 1,759 | 998 | 1,023 | 434 | 194 | 95 | 44 |
| Married..... | 20,808 | 1 | 321 | 1,325 | 3,065 | 3,378 | 5,968 | 3,570 | 1,884 | 702 | 94 |
| Widowed..... | 5,396 | | 6 | 67 | 185 | 311 | 929 | 1,236 | 1,299 | 1,344 | 22 |
| Divorced..... | 406 | | 3 | 33 | 75 | 72 | 119 | 69 | 19 | 12 | 1 |
| Unknown..... | 163 | | 3 | 10 | 10 | 8 | 7 | 3 | 4 | 17 | 101 |
| Native white—native parents..... | 28,131 | 7,291 | 2,648 | 2,785 | 2,625 | 2,366 | 4,045 | 2,913 | 1,963 | 1,270 | 217 |
| Single..... | 13,870 | 7,291 | 2,453 | 1,747 | 914 | 513 | 537 | 231 | 97 | 57 | 30 |
| Married..... | 10,877 | | 190 | 974 | 1,557 | 1,638 | 2,964 | 1,953 | 1,113 | 409 | 74 |
| Widowed..... | 3,031 | | | 39 | 105 | 172 | 485 | 689 | 740 | 784 | 17 |
| Divorced..... | 221 | | 3 | 21 | 42 | 40 | 58 | 39 | 10 | 7 | 1 |
| Unknown..... | 132 | | 2 | 4 | 7 | 3 | 4 | 1 | 3 | 13 | 95 |
| Native white—foreign parents..... | 14,035 | 5,087 | 1,508 | 1,563 | 1,467 | 1,200 | 1,850 | 811 | 360 | 178 | 11 |
| Single..... | 8,653 | 5,087 | 1,427 | 996 | 642 | 271 | 231 | 67 | 23 | 6 | 3 |
| Married..... | 4,511 | | 75 | 548 | 864 | 838 | 1,355 | 549 | 213 | 61 | 7 |
| Widowed..... | 764 | | 1 | 10 | 40 | 71 | 229 | 138 | 121 | 109 | |
| Divorced..... | 97 | | 3 | 6 | 20 | 19 | 33 | 12 | 3 | 1 | |
| Unknown..... | 10 | | 1 | 3 | 1 | 1 | 2 | | 1 | 1 | 1 |
| Foreign white..... | 8,539 | 343 | 434 | 662 | 856 | 1,036 | 1,941 | 1,466 | 1,036 | 691 | 24 |
| Single..... | 2,092 | 343 | 337 | 402 | 274 | 201 | 242 | 123 | 73 | 32 | 10 |
| Married..... | 4,916 | | 46 | 242 | 547 | 816 | 1,497 | 996 | 540 | 225 | 7 |
| Widowed..... | 1,439 | | 1 | 10 | 24 | 53 | 180 | 325 | 416 | 427 | 3 |
| Divorced..... | 74 | | | 5 | 10 | 12 | 22 | 15 | 6 | 4 | |
| Unknown..... | 18 | | | 3 | 1 | 4 | | 2 | 1 | 3 | 4 |
| Colored (total) ¹ | 1,255 | 356 | 111 | 121 | 146 | 115 | 207 | 117 | 41 | 31 | 10 |
| Single..... | 572 | 355 | 101 | 51 | 29 | 13 | 13 | 8 | 1 | | 1 |
| Married..... | 504 | 1 | 9 | 61 | 97 | 86 | 152 | 67 | 13 | 7 | 6 |
| Widowed..... | 162 | | 1 | 8 | 16 | 15 | 35 | 39 | 22 | 24 | 2 |
| Divorced..... | 14 | | | 1 | 3 | 1 | 6 | 3 | | | |
| Unknown..... | 3 | | | | 1 | | 1 | | | | 1 |
| Persons of negro descent..... | 1,116 | 312 | 102 | 102 | 120 | 102 | 189 | 112 | 36 | 31 | 10 |
| Single..... | 509 | 311 | 95 | 47 | 23 | 12 | 12 | 8 | | | 1 |
| Married..... | 430 | 1 | 6 | 46 | 78 | 74 | 136 | 62 | 14 | 7 | 6 |
| Widowed..... | 160 | | 1 | 3 | 15 | 15 | 34 | 39 | 22 | 24 | 2 |
| Divorced..... | 14 | | | 1 | 3 | 1 | 6 | 3 | | | |
| Unknown..... | 3 | | | | 1 | | 1 | | | | 1 |

¹ Persons of negro descent, Chinese, Japanese, and Indians.

CONJUGAL CONDITION.

TABLE 32.—CONJUGAL CONDITION OF THE AGGREGATE POPULATION, CLASSIFIED BY SEX, GENERAL NATIVITY, COLOR, AND AGE PERIODS, FOR CITIES HAVING 100,000 INHABITANTS OR MORE: 1900—Continued.

LOUISVILLE, KY.

| SEX, GENERAL NATIVITY, COLOR, AND CONJUGAL CONDITION. | Aggregate. | Under 15 years. | 15 to 19 years. | 20 to 24 years. | 25 to 29 years. | 30 to 34 years. | 35 to 44 years. | 45 to 54 years. | 55 to 64 years. | 65 years and over. | Age unknown. |
|---|------------|-----------------|-----------------|-----------------|-----------------|-----------------|-----------------|-----------------|-----------------|--------------------|--------------|
| MALES. | | | | | | | | | | | |
| Aggregate..... | 99,581 | 28,525 | 9,410 | 10,882 | 10,400 | 8,824 | 14,170 | 8,620 | 4,940 | 3,294 | 466 |
| Single..... | 59,699 | 28,521 | 9,296 | 8,757 | 5,398 | 2,939 | 2,994 | 1,104 | 392 | 194 | 104 |
| Married..... | 35,517 | 8 | 91 | 2,022 | 4,797 | 5,605 | 10,428 | 6,623 | 3,736 | 2,076 | 136 |
| Widowed..... | 3,628 | 5 | 56 | 182 | 216 | 630 | 796 | 773 | 1,005 | 12 | 15 |
| Divorced..... | 349 | 1 | 18 | 52 | 50 | 100 | 82 | 34 | 12 | 7 | 211 |
| Unknown..... | 338 | 17 | 29 | 21 | 14 | 18 | 15 | 5 | 7 | | |
| Native white—native parents..... | | | | | | | | | | | |
| Aggregate..... | 43,594 | 17,175 | 4,607 | 4,567 | 3,994 | 3,158 | 4,471 | 2,896 | 1,605 | 884 | 237 |
| Single..... | 29,701 | 17,172 | 4,550 | 3,615 | 2,005 | 976 | 858 | 333* | 108 | 51 | 33 |
| Married..... | 12,559 | 2 | 51 | 921 | 1,914 | 2,080 | 3,937 | 2,333 | 1,251 | 539 | 31 |
| Widowed..... | 1,009 | 2 | 16 | 47 | 74 | 183 | 206 | 236 | 238 | 2 | 2 |
| Divorced..... | 113 | 7 | 20 | 23 | 34 | 18 | 8 | 3 | 3 | 3 | |
| Unknown..... | 212 | 1 | 4 | 8 | 8 | 5 | 4 | 6 | 2 | 3 | 171 |
| Native white—foreign parents..... | | | | | | | | | | | |
| Aggregate..... | 26,444 | 6,858 | 2,813 | 3,359 | 3,290 | 2,984 | 4,587 | 1,809 | 523 | 204 | 17 |
| Single..... | 16,901 | 6,858 | 2,800 | 2,906 | 1,879 | 1,102 | 1,001 | 284 | 48 | 13 | 10 |
| Married..... | 8,954 | 10 | 497 | 1,371 | 1,817 | 3,404 | 1,388 | 401 | 122 | 4 | 4 |
| Widowed..... | 487 | 1 | 7 | 25 | 50 | 154 | 116 | 63 | 63 | 3 | 3 |
| Divorced..... | 84 | 2 | 5 | 12 | 13 | 26 | 18 | 10 | 1 | 1 | |
| Unknown..... | 18 | 2 | 4 | 3 | 2 | 2 | 3 | 1 | 1 | | |
| Foreign white..... | | | | | | | | | | | |
| Aggregate..... | 10,649 | 207 | 299 | 542 | 676 | 927 | 2,092 | 2,163 | 1,951 | 1,764 | 28 |
| Single..... | 2,126 | 207 | 297 | 442 | 302 | 202 | 284 | 164 | 132 | 94 | 2 |
| Married..... | 7,408 | 2 | 99 | 368 | 707 | 1,755 | 1,821 | 1,525 | 1,114 | 17 | 17 |
| Widowed..... | 1,066 | 1 | 3 | 16 | 47 | 163 | 285 | 547 | 4 | 4 | |
| Divorced..... | 39 | 3 | 2 | 2 | 4 | 14 | 9 | 7 | 2 | 5 | |
| Unknown..... | 10 | | | | | 2 | 1 | 2 | 2 | | |
| Colored (total) ¹ | | | | | | | | | | | |
| Aggregate..... | 18,844 | 4,285 | 1,691 | 2,414 | 2,440 | 1,755 | 3,020 | 1,752 | 861 | 442 | 184 |
| Single..... | 10,971 | 4,284 | 1,649 | 1,794 | 1,212 | 659 | 851 | 323 | 104 | 36 | 59 |
| Married..... | 6,596 | 1 | 28 | 565 | 1,144 | 1,001 | 1,882 | 1,081 | 559 | 251 | 84 |
| Widowed..... | 1,066 | 2 | 32 | 57 | 76 | 241 | 311 | 189 | 152 | 6 | 6 |
| Divorced..... | 113 | 1 | 6 | 17 | 12 | 36 | 32 | 7 | 2 | 2 | |
| Unknown..... | 98 | 11 | 17 | 10 | 7* | 10 | 5 | 2 | 1 | 35 | |
| Persons of negro descent..... | | | | | | | | | | | |
| Aggregate..... | 18,842 | 4,285 | 1,691 | 2,414 | 2,439 | 1,755 | 3,019 | 1,752 | 861 | 442 | 184 |
| Single..... | 10,969 | 4,284 | 1,649 | 1,794 | 1,211 | 659 | 850 | 323 | 104 | 36 | 59 |
| Married..... | 6,596 | 1 | 28 | 565 | 1,144 | 1,001 | 1,882 | 1,081 | 559 | 251 | 84 |
| Widowed..... | 1,066 | 2 | 32 | 57 | 76 | 241 | 311 | 189 | 152 | 6 | 6 |
| Divorced..... | 113 | 1 | 6 | 17 | 12 | 36 | 32 | 7 | 2 | 2 | |
| Unknown..... | 98 | 11 | 17 | 10 | 7 | 10 | 5 | 2 | 1 | 35 | |
| FEMALES. | | | | | | | | | | | |
| Aggregate..... | 105,200 | 28,613 | 10,354 | 12,397 | 11,256 | 8,688 | 14,467 | 9,232 | 5,620 | 4,221 | 352 |
| Single..... | 56,188 | 28,602 | 9,499 | 7,532 | 4,247 | 2,208 | 2,498 | 950 | 399 | 177 | 76 |
| Married..... | 35,726 | 9 | 808 | 4,488 | 6,232 | 5,704 | 9,588 | 5,300 | 2,513 | 934 | 90 |
| Widowed..... | 12,454 | 24 | 258 | 567 | 665 | 2,184 | 2,876 | 2,672 | 3,094 | 114 | 114 |
| Divorced..... | 685 | 9 | 104 | 144 | 104 | 190 | 99 | 29 | 5 | 1 | 1 |
| Unknown..... | 147 | 2 | 14 | 15 | 6 | 7 | 7 | 7 | 11 | 71 | |
| Native white—native parents..... | | | | | | | | | | | |
| Aggregate..... | 44,855 | 16,886 | 5,003 | 5,074 | 4,143 | 2,979 | 4,630 | 2,961 | 1,821 | 1,253 | 105 |
| Single..... | 28,063 | 16,880 | 4,601 | 2,988 | 1,474 | 724 | 778 | 341 | 167 | 79 | 31 |
| Married..... | 12,877 | 4 | 885 | 1,950 | 2,441 | 2,015 | 3,184 | 1,773 | 851 | 254 | 18 |
| Widowed..... | 8,632 | 7 | 88 | 185 | 206 | 611 | 819 | 791 | 912 | 13 | 13 |
| Divorced..... | 205 | 4 | 41 | 29 | 56 | 23 | 3 | 3 | 6 | | |
| Unknown..... | 78 | 2 | 6 | 7 | 2 | 5 | 1 | 3 | 3 | 43 | |
| Native white—foreign parents..... | | | | | | | | | | | |
| Aggregate..... | 29,300 | 7,001 | 2,980 | 3,858 | 3,922 | 3,248 | 5,213 | 2,125 | 693 | 241 | 19 |
| Single..... | 16,792 | 6,997 | 2,853 | 2,720 | 1,781 | 977 | 1,081 | 230 | 74 | 20 | 9 |
| Married..... | 10,452 | 4 | 118 | 1,087 | 2,005 | 2,087 | 3,515 | 1,269 | 312 | 52 | 3 |
| Widowed..... | 1,866 | 3 | 31 | 94 | 150 | 566 | 550 | 304 | 167 | 1 | 1 |
| Divorced..... | 176 | 2 | 19 | 41 | 34 | 50 | 26 | 3 | 1 | 1 | |
| Unknown..... | 14 | 4 | 1 | 1 | 1 | 1 | 1 | 1 | 1 | 6 | |
| Foreign white..... | | | | | | | | | | | |
| Aggregate..... | 10,748 | 226 | 363 | 583 | 730 | 753 | 1,584 | 2,213 | 2,191 | 2,062 | 43 |
| Single..... | 1,819 | 226 | 340 | 355 | 205 | 136 | 206 | 181 | 113 | 52 | 5 |
| Married..... | 5,500 | 23 | 221 | 500 | 583 | 1,199 | 1,395 | 1,054 | 513 | 12 | 12 |
| Widowed..... | 3,375 | 7 | 7 | 23 | 33 | 163 | 619 | 1,012 | 1,494 | 24 | 24 |
| Divorced..... | 44 | 2 | 2 | 2 | 1 | 14 | 17 | 9 | 1 | 1 | |
| Unknown..... | 10 | 3 | 3 | 3 | 3 | 2 | 2 | 1 | 3 | 2 | 2 |
| Colored (total) ¹ | | | | | | | | | | | |
| Aggregate..... | 20,297 | 4,500 | 2,008 | 2,882 | 2,461 | 1,708 | 3,040 | 1,933 | 915 | 665 | 185 |
| Single..... | 9,514 | 4,499 | 1,705 | 1,469 | 787 | 371 | 433 | 148 | 45 | 26 | 31 |
| Married..... | 6,897 | 1 | 282 | 1,230 | 1,346 | 1,019 | 1,690 | 861 | 296 | 115 | 57 |
| Widowed..... | 3,581 | 14 | 132 | 265 | 276 | 844 | 888 | 565 | 521 | 76 | 76 |
| Divorced..... | 260 | 3 | 44 | 60 | 40 | 70 | 33 | 8 | 1 | 1 | 1 |
| Unknown..... | 45 | 4 | 7 | 7 | 3 | 2 | 3 | 3 | 1 | 2 | 20 |
| Persons of negro descent..... | | | | | | | | | | | |
| Aggregate..... | 20,297 | 4,500 | 2,008 | 2,882 | 2,461 | 1,708 | 3,040 | 1,933 | 915 | 665 | 185 |
| Single..... | 9,514 | 4,499 | 1,705 | 1,469 | 787 | 371 | 433 | 148 | 45 | 26 | 31 |
| Married..... | 6,897 | 1 | 282 | 1,230 | 1,346 | 1,019 | 1,690 | 861 | 296 | 115 | 57 |
| Widowed..... | 3,581 | 14 | 132 | 265 | 276 | 844 | 888 | 565 | 521 | 76 | 76 |
| Divorced..... | 260 | 3 | 44 | 60 | 40 | 70 | 33 | 8 | 1 | 1 | 1 |
| Unknown..... | 45 | 4 | 7 | 7 | 3 | 2 | 3 | 3 | 1 | 2 | 20 |

¹Persons of negro descent, Chinese, Japanese, and Indians.

STATISTICS OF POPULATION.

TABLE 32.—CONJUGAL CONDITION OF THE AGGREGATE POPULATION, CLASSIFIED BY SEX, GENERAL NATIVITY, COLOR, AND AGE PERIODS, FOR CITIES HAVING 100,000 INHABITANTS² OR MORE: 1900—Continued.

MEMPHIS, TENN.

| SEX, GENERAL NATIVITY, COLOR, AND CONJUGAL CONDITION. | Aggregate. | Under 15 years. | 15 to 19 years. | 20 to 24 years. | 25 to 29 years. | 30 to 34 years. | 35 to 44 years. | 45 to 54 years. | 55 to 64 years. | 65 years and over. | Age unknown. |
|---|------------|-----------------|-----------------|-----------------|-----------------|-----------------|-----------------|-----------------|-----------------|--------------------|--------------|
| MALES. | | | | | | | | | | | |
| Aggregate..... | 52,284 | 14,913 | 4,625 | 6,011 | 6,104 | 5,072 | 7,551 | 4,537 | 2,238 | 1,021 | 212 |
| Single..... | 32,614 | 14,913 | 4,571 | 4,863 | 3,451 | 1,384 | 1,946 | 644 | 203 | 76 | 13 |
| Married..... | 16,603 | | 36 | 1,033 | 2,436 | 2,831 | 4,838 | 3,195 | 1,547 | 607 | 27 |
| Widowed..... | 2,459 | | 3 | 43 | 229 | 636 | 626 | 636 | 464 | 326 | 2 |
| Divorced..... | 123 | | | 8 | 24 | 31 | 31 | 15 | 10 | 4 | |
| Unknown..... | 485 | | 15 | 59 | 68 | 47 | 60 | 44 | 14 | 8 | 170 |
| Native white—native parents..... | 19,363 | 6,154 | 1,601 | 2,088 | 2,246 | 1,821 | 2,727 | 1,517 | 757 | 314 | 138 |
| Single..... | 12,565 | 6,154 | 1,587 | 1,761 | 1,340 | 718 | 698 | 216 | 68 | 18 | 5 |
| Married..... | 5,859 | | 11 | 301 | 848 | 1,026 | 1,839 | 1,092 | 543 | 191 | 8 |
| Widowed..... | 646 | | | 5 | 21 | 41 | 150 | 186 | 140 | 102 | 1 |
| Divorced..... | 32 | | | 1 | 5 | 11 | 9 | 3 | 2 | 1 | |
| Unknown..... | 261 | | 3 | 20 | 32 | 25 | 31 | 20 | 4 | 2 | 124 |
| Native white—foreign parents..... | 5,402 | 1,503 | 509 | 683 | 655 | 613 | 908 | 381 | 113 | 32 | |
| Single..... | 3,800 | 1,503 | 507 | 618 | 427 | 277 | 362 | 77 | 21 | 8 | |
| Married..... | 1,453 | | | 62 | 218 | 315 | 503 | 265 | 66 | 19 | |
| Widowed..... | 120 | | | 1 | 4 | 17 | 33 | 35 | 25 | 5 | |
| Divorced..... | 3 | | | | 1 | 1 | 1 | | | | |
| Unknown..... | 26 | | 2 | 7 | 5 | 3 | 4 | 4 | 1 | | |
| Foreign white..... | 2,938 | 125 | 91 | 155 | 198 | 331 | 713 | 659 | 424 | 234 | 8 |
| Single..... | 986 | 125 | 88 | 139 | 114 | 125 | 205 | 118 | 43 | 29 | |
| Married..... | 1,651 | | 2 | 15 | 78 | 198 | 468 | 459 | 296 | 132 | 3 |
| Widowed..... | 256 | | | | 4 | 4 | 30 | 73 | 76 | 69 | |
| Divorced..... | 6 | | | | | 1 | 1 | 1 | 2 | 1 | |
| Unknown..... | 39 | | 1 | 1 | 2 | 3 | 9 | 8 | 7 | 3 | 5 |
| Colored (total) ¹ | 24,581 | 7,131 | 2,424 | 3,080 | 3,005 | 2,307 | 3,203 | 1,980 | 944 | 441 | 66 |
| Single..... | 15,263 | 7,131 | 2,389 | 2,345 | 1,570 | 814 | 681 | 233 | 71 | 21 | 8 |
| Married..... | 7,640 | | 23 | 655 | 1,292 | 1,292 | 2,073 | 1,382 | 642 | 265 | 16 |
| Widowed..... | 1,437 | | 3 | 42 | 96 | 167 | 413 | 342 | 223 | 150 | 1 |
| Divorced..... | 82 | | | 7 | 18 | 18 | 20 | 11 | 6 | 2 | |
| Unknown..... | 159 | | 9 | 31 | 29 | 16 | 16 | 12 | 2 | 3 | 41 |
| Persons of negro descent..... | 24,551 | 7,131 | 2,424 | 3,077 | 3,004 | 2,295 | 3,199 | 1,972 | 942 | 441 | 66 |
| Single..... | 15,237 | 7,131 | 2,389 | 2,342 | 1,569 | 804 | 679 | 225 | 69 | 21 | 8 |
| Married..... | 7,638 | | 23 | 655 | 1,291 | 1,291 | 2,072 | 1,382 | 642 | 265 | 16 |
| Widowed..... | 1,435 | | 3 | 42 | 96 | 166 | 412 | 342 | 223 | 150 | 1 |
| Divorced..... | 82 | | | 7 | 18 | 18 | 20 | 11 | 6 | 2 | |
| Unknown..... | 159 | | 9 | 31 | 29 | 16 | 16 | 12 | 2 | 3 | 41 |
| FEMALES. | | | | | | | | | | | |
| Aggregate..... | 50,036 | 14,316 | 5,012 | 6,660 | 5,759 | 4,348 | 6,461 | 4,114 | 2,082 | 1,197 | 87 |
| Single..... | 25,635 | 14,309 | 4,449 | 3,621 | 1,636 | 692 | 584 | 208 | 85 | 44 | 7 |
| Married..... | 16,834 | | 488 | 2,596 | 3,336 | 2,919 | 4,250 | 2,201 | 773 | 198 | 15 |
| Widowed..... | 7,037 | | 1 | 59 | 367 | 635 | 1,533 | 1,655 | 1,215 | 949 | 9 |
| Divorced..... | 235 | | 4 | 41 | 75 | 70 | 71 | 28 | 4 | 1 | |
| Unknown..... | 185 | | 12 | 35 | 27 | 13 | 23 | 12 | 5 | 5 | 52 |
| Native white—native parents..... | 17,193 | 5,673 | 1,695 | 2,166 | 1,784 | 1,415 | 2,019 | 1,337 | 698 | 364 | 42 |
| Single..... | 9,431 | 5,670 | 1,535 | 1,207 | 493 | 201 | 188 | 73 | 42 | 20 | 2 |
| Married..... | 5,981 | | 150 | 900 | 1,182 | 1,074 | 1,508 | 806 | 292 | 58 | 9 |
| Widowed..... | 1,675 | | 6 | 43 | 94 | 126 | 310 | 449 | 360 | 285 | 2 |
| Divorced..... | 57 | | 2 | 7 | 15 | 13 | 11 | 6 | 3 | | |
| Unknown..... | 49 | | 2 | 9 | | 1 | 2 | 3 | 1 | 1 | 29 |
| Native white—foreign parents..... | 5,353 | 1,546 | 595 | 694 | 663 | 600 | 793 | 314 | 110 | 36 | 2 |
| Single..... | 3,112 | 1,546 | 566 | 478 | 264 | 128 | 103 | 26 | 1 | | |
| Married..... | 1,841 | | 25 | 202 | 363 | 432 | 566 | 183 | 60 | 9 | 1 |
| Widowed..... | 373 | | 4 | 11 | 27 | 34 | 117 | 104 | 49 | 27 | |
| Divorced..... | 21 | | | 1 | 7 | 5 | 7 | 1 | | | |
| Unknown..... | 6 | | | 2 | 2 | 1 | | | | | 1 |
| Foreign white..... | 2,131 | 104 | 97 | 135 | 178 | 205 | 379 | 468 | 331 | 234 | |
| Single..... | 391 | 103 | 86 | 62 | 34 | 27 | 35 | 25 | 12 | 7 | |
| Married..... | 1,073 | | 10 | 70 | 135 | 163 | 283 | 253 | 124 | 35 | |
| Widowed..... | 661 | | 1 | 3 | 8 | 15 | 53 | 189 | 195 | 192 | |
| Divorced..... | 5 | | | | 1 | | 3 | 1 | | | |
| Unknown..... | 1 | | 1 | | | | | | | | |
| Colored (total) ¹ | 25,359 | 6,993 | 2,625 | 3,665 | 3,134 | 2,128 | 3,270 | 1,995 | 943 | 563 | 43 |
| Single..... | 12,701 | 6,990 | 2,262 | 1,374 | 845 | 336 | 258 | 84 | 30 | 17 | 5 |
| Married..... | 7,939 | | 303 | 1,424 | 1,706 | 1,250 | 1,893 | 959 | 297 | 96 | 8 |
| Widowed..... | 4,373 | | 49 | 310 | 506 | 479 | 1,043 | 923 | 611 | 445 | 7 |
| Divorced..... | 212 | | 2 | 33 | 52 | 52 | 50 | 20 | 1 | 1 | |
| Unknown..... | 129 | | 9 | 24 | 25 | 11 | 21 | 9 | 4 | 4 | 22 |
| Persons of negro descent..... | 25,359 | 6,993 | 2,625 | 3,665 | 3,134 | 2,128 | 3,270 | 1,995 | 943 | 563 | 43 |
| Single..... | 12,701 | 6,990 | 2,262 | 1,374 | 845 | 336 | 258 | 84 | 30 | 17 | 5 |
| Married..... | 7,939 | | 303 | 1,424 | 1,706 | 1,250 | 1,893 | 959 | 297 | 96 | 8 |
| Widowed..... | 4,373 | | 49 | 310 | 506 | 479 | 1,043 | 923 | 611 | 445 | 7 |
| Divorced..... | 212 | | 2 | 33 | 52 | 52 | 50 | 20 | 1 | 1 | |
| Unknown..... | 129 | | 9 | 24 | 25 | 11 | 21 | 9 | 4 | 4 | 22 |

¹ Persons of negro descent, Chinese, Japanese, and Indians.

CONJUGAL CONDITION.

TABLE 32.—CONJUGAL CONDITION OF THE AGGREGATE POPULATION, CLASSIFIED BY SEX, GENERAL NATIVITY, COLOR, AND AGE PERIODS, FOR CITIES HAVING 100,000 INHABITANTS OR MORE: 1900—Continued.

MILWAUKEE, WIS.

| SEX, GENERAL NATIVITY, COLOR, AND CONJUGAL CONDITION. | Aggregate. | Under 15 years. | 15 to 19 years. | 20 to 24 years. | 25 to 29 years. | 30 to 34 years. | 35 to 44 years. | 45 to 54 years. | 55 to 64 years. | 65 years and over. | Age unknown. |
|---|------------|-----------------|-----------------|-----------------|-----------------|-----------------|-----------------|-----------------|-----------------|--------------------|--------------|
| MALES. | | | | | | | | | | | |
| Aggregate..... | 140,536 | 49,581 | 13,422 | 12,715 | 12,166 | 11,208 | 19,424 | 11,318 | 5,961 | 4,493 | 248 |
| Single..... | 85,003 | 49,579 | 13,398 | 10,540 | 5,417 | 2,510 | 2,321 | 773 | 264 | 127 | 74 |
| Married..... | 51,898 | 1 | 22 | 2,135 | 6,627 | 8,512 | 16,568 | 9,951 | 5,078 | 2,964 | 40 |
| Widowed..... | 3,157 | | | 19 | 85 | 141 | 431 | 517 | 578 | 1,378 | 8 |
| Divorced..... | 293 | | | 6 | 20 | 38 | 95 | 71 | 38 | 21 | 4 |
| Unknown..... | 185 | 1 | 2 | 15 | 17 | 7 | 9 | 6 | 3 | 3 | 122 |
| Native white—native parents..... | 23,943 | 12,924 | 2,677 | 1,958 | 1,517 | 1,142 | 1,649 | 975 | 556 | 390 | 155 |
| Single..... | 18,683 | 12,923 | 2,670 | 1,634 | 690 | 307 | 264 | 101 | 43 | 16 | 85 |
| Married..... | 4,757 | | 6 | 311 | 801 | 802 | 1,318 | 804 | 451 | 251 | 14 |
| Widowed..... | 306 | | | 3 | 13 | 19 | 46 | 53 | 54 | 118 | |
| Divorced..... | 55 | | | 2 | 5 | 9 | 15 | 13 | 5 | 3 | 3 |
| Unknown..... | 142 | 1 | 2 | 8 | 8 | 5 | 6 | 4 | 3 | 2 | 103 |
| Native white—foreign parents..... | 70,309 | 34,284 | 8,342 | 7,175 | 6,399 | 4,710 | 6,707 | 2,188 | 370 | 94 | 40 |
| Single..... | 54,614 | 34,283 | 8,330 | 6,093 | 3,182 | 1,957 | 1,079 | 299 | 32 | 8 | 21 |
| Married..... | 15,146 | 1 | 12 | 1,066 | 3,171 | 3,275 | 5,422 | 1,838 | 291 | 58 | 12 |
| Widowed..... | 442 | | | 9 | 35 | 57 | 160 | 112 | 44 | 24 | 1 |
| Divorced..... | 94 | | | 4 | 9 | 20 | 46 | 8 | 3 | 4 | |
| Unknown..... | 18 | | | 3 | 2 | 1 | | | | | 6 |
| Foreign white..... | 45,791 | 2,800 | 2,374 | 3,521 | 4,173 | 5,305 | 10,943 | 8,112 | 5,024 | 4,002 | 37 |
| Single..... | 11,412 | 2,800 | 2,369 | 2,762 | 1,504 | 821 | 928 | 427 | 186 | 101 | 14 |
| Married..... | 31,818 | | 5 | 749 | 2,621 | 4,409 | 9,757 | 7,286 | 4,330 | 2,652 | 9 |
| Widowed..... | 2,399 | | | 7 | 37 | 65 | 222 | 349 | 478 | 1,234 | 7 |
| Divorced..... | 143 | | | | 6 | 9 | 34 | 50 | 30 | 14 | |
| Unknown..... | 19 | | | 3 | 5 | 1 | 2 | | | 1 | 7 |
| Colored (total) ¹ | 493 | 73 | 29 | 61 | 77 | 51 | 125 | 43 | 11 | 7 | 16 |
| Single..... | 294 | 73 | 29 | 51 | 41 | 25 | 50 | 16 | 3 | 2 | 4 |
| Married..... | 177 | | | 9 | 34 | 26 | 71 | 23 | 6 | 3 | 5 |
| Widowed..... | 10 | | | | | | 3 | 3 | 2 | 2 | |
| Divorced..... | 1 | | | | | | | | | | 1 |
| Unknown..... | 11 | | | 1 | 2 | | 1 | 1 | | | 6 |
| Persons of negro descent..... | 471 | 73 | 29 | 61 | 75 | 49 | 116 | 35 | 11 | 6 | 16 |
| Single..... | 278 | 73 | 29 | 51 | 39 | 23 | 45 | 9 | 3 | 2 | 4 |
| Married..... | 171 | | | 9 | 34 | 26 | 67 | 22 | 6 | 2 | 5 |
| Widowed..... | 10 | | | | | | 3 | 3 | 2 | 2 | |
| Divorced..... | 1 | | | | | | | | | | 1 |
| Unknown..... | 11 | | | 1 | 2 | | 1 | 1 | | | 6 |
| FEMALES. | | | | | | | | | | | |
| Aggregate..... | 144,779 | 49,333 | 15,220 | 15,352 | 12,933 | 11,360 | 18,094 | 10,600 | 6,129 | 5,162 | 96 |
| Single..... | 82,936 | 49,327 | 14,530 | 9,487 | 4,097 | 1,909 | 2,022 | 608 | 232 | 140 | 34 |
| Married..... | 51,710 | 4 | 633 | 5,732 | 8,574 | 8,969 | 14,548 | 7,924 | 3,617 | 1,686 | 23 |
| Widowed..... | 9,540 | 1 | 3 | 74 | 178 | 387 | 1,351 | 1,963 | 2,245 | 3,320 | 18 |
| Divorced..... | 564 | | 4 | 57 | 83 | 95 | 170 | 104 | 85 | 16 | |
| Unknown..... | 29 | 1 | | 2 | 1 | | 3 | 1 | | | 21 |
| Native white—native parents..... | 24,655 | 13,052 | 2,962 | 2,405 | 1,515 | 1,052 | 1,601 | 913 | 583 | 511 | 61 |
| Single..... | 18,808 | 13,049 | 2,874 | 1,613 | 577 | 235 | 279 | 80 | 56 | 22 | 23 |
| Married..... | 4,706 | 2 | 87 | 750 | 892 | 752 | 1,129 | 654 | 313 | 115 | 12 |
| Widowed..... | 1,007 | | | 19 | 28 | 44 | 167 | 164 | 209 | 370 | 6 |
| Divorced..... | 109 | | 1 | 21 | 17 | 21 | 25 | 15 | 5 | 4 | |
| Unknown..... | 25 | 1 | | 2 | 1 | | 1 | | | | 20 |
| Native white—foreign parents..... | 76,576 | 34,396 | 9,477 | 8,921 | 7,417 | 5,581 | 7,606 | 2,613 | 437 | 121 | 7 |
| Single..... | 55,166 | 34,395 | 9,161 | 5,888 | 2,803 | 1,278 | 1,313 | 288 | 31 | 7 | 2 |
| Married..... | 19,502 | 1 | 312 | 2,974 | 4,462 | 4,074 | 5,614 | 1,797 | 232 | 31 | 5 |
| Widowed..... | 1,660 | | 3 | 33 | 102 | 178 | 586 | 503 | 172 | 83 | |
| Divorced..... | 245 | | 1 | 26 | 50 | 51 | 91 | 24 | 2 | | |
| Unknown..... | 3 | | | | | | 2 | 1 | | | |
| Foreign white..... | 43,157 | 2,307 | 2,752 | 3,967 | 3,981 | 4,685 | 8,816 | 7,053 | 5,101 | 4,522 | 23 |
| Single..... | 8,785 | 2,305 | 2,522 | 1,953 | 692 | 387 | 422 | 239 | 145 | 111 | 9 |
| Married..... | 27,346 | 1 | 229 | 1,985 | 3,179 | 4,118 | 7,760 | 5,462 | 3,069 | 1,540 | 3 |
| Widowed..... | 6,826 | 1 | | 21 | 46 | 157 | 582 | 1,290 | 1,859 | 2,859 | 11 |
| Divorced..... | 200 | | 1 | 8 | 14 | 23 | 52 | 62 | 28 | 12 | |
| Unknown..... | | | | | | | | | | | |
| Colored (total) ¹ | 391 | 78 | 29 | 59 | 70 | 42 | 71 | 21 | 8 | 8 | 5 |
| Single..... | 177 | 78 | 23 | 33 | 25 | 9 | 8 | 1 | | | |
| Married..... | 156 | | 5 | 23 | 41 | 25 | 45 | 11 | 3 | | 3 |
| Widowed..... | 47 | | | 1 | 2 | 8 | 16 | 6 | 5 | 8 | 1 |
| Divorced..... | 10 | | 1 | 2 | 2 | | 2 | 3 | | | |
| Unknown..... | 1 | | | | | | | | | | 1 |
| Persons of negro descent..... | 391 | 78 | 29 | 59 | 70 | 42 | 71 | 21 | 8 | 8 | 5 |
| Single..... | 177 | 78 | 23 | 33 | 25 | 9 | 8 | 1 | | | |
| Married..... | 156 | | 5 | 23 | 41 | 25 | 45 | 11 | 3 | | 3 |
| Widowed..... | 47 | | | 1 | 2 | 8 | 16 | 6 | 5 | 8 | 1 |
| Divorced..... | 10 | | 1 | 2 | 2 | | 2 | 3 | | | |
| Unknown..... | 1 | | | | | | | | | | 1 |

¹ Persons of negro descent, Chinese, Japanese, and Indians.

STATISTICS OF POPULATION.

TABLE 32.—CONJUGAL CONDITION OF THE AGGREGATE POPULATION, CLASSIFIED BY SEX, GENERAL NATIVITY, COLOR, AND AGE PERIODS, FOR CITIES HAVING 100,000 INHABITANTS OR MORE: 1900—Continued.

MINNEAPOLIS, MINN.

| SEX, GENERAL NATIVITY, COLOR, AND CONJUGAL CONDITION. | Aggregate. | Under 15 years. | 15 to 19 years. | 20 to 24 years. | 25 to 29 years. | 30 to 34 years. | 35 to 44 years. | 45 to 54 years. | 55 to 64 years. | 65 years and over. | Age unknown. |
|---|------------|-----------------|-----------------|-----------------|-----------------|-----------------|-----------------|-----------------|-----------------|--------------------|--------------|
| MALES. | | | | | | | | | | | |
| Aggregate..... | 108,122 | 29,972 | 7,757 | 9,316 | 10,416 | 10,314 | 18,454 | 9,376 | 4,318 | 2,923 | 276 |
| Single..... | 61,684 | 29,971 | 7,718 | 8,173 | 6,167 | 3,869 | 4,009 | 1,121 | 420 | 174 | 62 |
| Married..... | 38,074 | 1 | 35 | 1,112 | 4,188 | 6,251 | 13,780 | 7,470 | 3,325 | 1,901 | 61 |
| Widowed..... | 2,859 | | 1 | 17 | 71 | 159 | 555 | 699 | 525 | 826 | 6 |
| Divorced..... | 312 | | | 4 | 32 | 30 | 101 | 80 | 48 | 17 | |
| Unknown..... | 193 | | 3 | 10 | 8 | 5 | 9 | 6 | | 5 | 147 |
| Native white—native parents..... | 81,418 | 9,806 | 2,667 | 2,922 | 2,724 | 2,546 | 4,706 | 2,980 | 1,676 | 1,176 | 215 |
| Single..... | 18,747 | 9,806 | 2,649 | 2,511 | 1,476 | 862 | 927 | 286 | 139 | 52 | 39 |
| Married..... | 11,423 | | 17 | 399 | 1,204 | 1,630 | 3,572 | 2,456 | 1,314 | 792 | 39 |
| Widowed..... | 958 | | | 7 | 25 | 41 | 161 | 198 | 204 | 321 | 1 |
| Divorced..... | 134 | | | 3 | 13 | 11 | 42 | 37 | 19 | 9 | |
| Unknown..... | 156 | | 1 | 2 | 6 | 2 | 4 | 3 | | 2 | 136 |
| Native white—foreign parents..... | 37,780 | 19,020 | 3,677 | 3,513 | 3,292 | 2,571 | 3,858 | 1,804 | 371 | 160 | 14 |
| Single..... | 29,972 | 19,019 | 3,665 | 3,105 | 2,011 | 1,011 | 913 | 189 | 46 | 8 | 5 |
| Married..... | 7,282 | 1 | 10 | 391 | 1,253 | 1,507 | 2,816 | 915 | 272 | 113 | 4 |
| Widowed..... | 447 | | 1 | 8 | 19 | 43 | 106 | 189 | 42 | 38 | 1 |
| Divorced..... | 63 | | | 1 | 8 | 9 | 22 | 11 | 11 | 1 | |
| Unknown..... | 16 | | 1 | 8 | 1 | 1 | 1 | | | | 4 |
| Foreign white..... | 33,061 | 1,000 | 1,368 | 2,803 | 4,292 | 5,058 | 9,705 | 4,988 | 2,237 | 1,568 | 42 |
| Single..... | 12,487 | 1,000 | 1,359 | 2,495 | 2,616 | 1,933 | 2,108 | 620 | 228 | 112 | 16 |
| Married..... | 19,082 | | 8 | 306 | 1,642 | 3,039 | 7,280 | 4,035 | 1,718 | 989 | 15 |
| Widowed..... | 1,416 | | | 2 | 25 | 75 | 279 | 300 | 274 | 457 | 4 |
| Divorced..... | 106 | | | | 8 | 9 | 35 | 30 | 17 | 7 | |
| Unknown..... | 20 | | 1 | | 1 | 2 | 3 | 3 | | 3 | 7 |
| Colored (total) ¹ | 863 | 146 | 45 | 78 | 108 | 139 | 185 | 104 | 34 | 19 | 5 |
| Single..... | 478 | 146 | 45 | 62 | 64 | 63 | 61 | 26 | 7 | 2 | 2 |
| Married..... | 337 | | | 16 | 39 | 75 | 112 | 64 | 21 | 7 | 3 |
| Widowed..... | 38 | | | | 2 | 2 | 9 | 12 | 5 | 10 | |
| Divorced..... | 9 | | | | 3 | 1 | 2 | 2 | 1 | | |
| Unknown..... | 1 | | | | | | 1 | | | | |
| Persons of negro descent..... | 880 | 140 | 42 | 78 | 106 | 133 | 178 | 99 | 33 | 16 | 5 |
| Single..... | 459 | 140 | 42 | 62 | 62 | 61 | 58 | 23 | 7 | 2 | 2 |
| Married..... | 324 | | | 16 | 39 | 71 | 109 | 62 | 20 | 4 | 3 |
| Widowed..... | 37 | | | | 2 | 2 | 8 | 12 | 5 | 10 | |
| Divorced..... | 9 | | | | 3 | 1 | 2 | 2 | 1 | | |
| Unknown..... | 1 | | | | | | 1 | | | | |
| FEMALES. | | | | | | | | | | | |
| Aggregate..... | 99,596 | 29,980 | 9,509 | 11,464 | 10,741 | 9,157 | 14,432 | 7,137 | 4,041 | 2,999 | 136 |
| Single..... | 55,040 | 29,978 | 9,029 | 7,652 | 4,066 | 1,888 | 1,640 | 459 | 192 | 89 | 47 |
| Married..... | 37,726 | 1 | 465 | 3,697 | 6,395 | 6,833 | 11,560 | 5,330 | 2,369 | 1,029 | 42 |
| Widowed..... | 6,308 | 1 | 4 | 61 | 195 | 349 | 1,094 | 1,273 | 1,449 | 1,870 | 12 |
| Divorced..... | 458 | | 6 | 43 | 81 | 30 | 135 | 74 | 29 | 10 | |
| Unknown..... | 64 | | 5 | 11 | 4 | 2 | 3 | 1 | 2 | 1 | 35 |
| Native white—native parents..... | 29,851 | 9,759 | 2,876 | 3,000 | 2,621 | 2,288 | 3,809 | 2,482 | 1,674 | 1,240 | 102 |
| Single..... | 16,641 | 9,758 | 2,716 | 1,884 | 915 | 521 | 498 | 187 | 89 | 42 | 31 |
| Married..... | 10,645 | | 153 | 1,075 | 1,622 | 1,631 | 2,950 | 1,809 | 967 | 406 | 32 |
| Widowed..... | 2,346 | 1 | 2 | 23 | 49 | 104 | 315 | 451 | 607 | 787 | 7 |
| Divorced..... | 182 | | 3 | 16 | 34 | 32 | 46 | 35 | 11 | 5 | |
| Unknown..... | 37 | | 2 | 2 | 1 | | | | | | 32 |
| Native white—foreign parents..... | 41,081 | 19,036 | 4,815 | 4,887 | 4,126 | 2,853 | 3,774 | 1,072 | 345 | 162 | 11 |
| Single..... | 30,053 | 19,035 | 4,613 | 3,441 | 1,721 | 665 | 471 | 79 | 14 | 7 | 7 |
| Married..... | 9,939 | 1 | 197 | 1,404 | 2,237 | 2,056 | 2,951 | 793 | 207 | 50 | 3 |
| Widowed..... | 938 | | 2 | 21 | 77 | 107 | 313 | 192 | 121 | 105 | |
| Divorced..... | 116 | | 2 | 14 | 28 | 23 | 39 | 8 | 2 | | |
| Unknown..... | 15 | | 1 | 7 | 3 | 2 | | | 1 | | 1 |
| Foreign white..... | 27,922 | 1,013 | 1,760 | 3,482 | 3,890 | 3,921 | 6,726 | 3,525 | 2,009 | 1,577 | 19 |
| Single..... | 8,024 | 1,013 | 1,647 | 2,279 | 1,405 | 690 | 663 | 191 | 89 | 39 | 8 |
| Married..... | 16,817 | | 110 | 1,177 | 2,411 | 3,036 | 5,573 | 2,696 | 1,189 | 569 | 6 |
| Widowed..... | 2,924 | | | 13 | 60 | 123 | 442 | 606 | 714 | 983 | 3 |
| Divorced..... | 145 | | 1 | 11 | 14 | 22 | 45 | 31 | 16 | 5 | |
| Unknown..... | 12 | | 2 | 2 | | | 3 | 1 | 1 | | 2 |
| Colored (total) ¹ | 742 | 172 | 58 | 95 | 104 | 95 | 123 | 58 | 13 | 20 | 4 |
| Single..... | 322 | 172 | 53 | 48 | 25 | 12 | 8 | 2 | | 1 | 1 |
| Married..... | 305 | | 5 | 41 | 65 | 65 | 86 | 32 | 6 | 4 | 1 |
| Widowed..... | 100 | | | 4 | 9 | 15 | 24 | 24 | 7 | 15 | 2 |
| Divorced..... | 15 | | | 2 | 5 | 3 | 5 | | | | |
| Unknown..... | | | | | | | | | | | |
| Persons of negro descent..... | 718 | 168 | 58 | 92 | 101 | 94 | 116 | 56 | 13 | 16 | 4 |
| Single..... | 314 | 168 | 58 | 46 | 24 | 12 | 7 | 2 | | 1 | 1 |
| Married..... | 292 | | 5 | 40 | 63 | 64 | 81 | 30 | 6 | 2 | 1 |
| Widowed..... | 97 | | | 4 | 9 | 15 | 23 | 24 | 7 | 13 | 2 |
| Divorced..... | 15 | | | 2 | 5 | 3 | 5 | | | | |
| Unknown..... | | | | | | | | | | | |

¹Persons of negro descent, Chinese, Japanese, and Indians.

CONJUGAL CONDITION.

TABLE 32.—CONJUGAL CONDITION OF THE AGGREGATE POPULATION, CLASSIFIED BY SEX, GENERAL NATIVITY, COLOR, AND AGE PERIODS, FOR CITIES HAVING 100,000 INHABITANTS OR MORE: 1900—Continued.

NEWARK, N. J.

| SEX, GENERAL NATIVITY, COLOR, AND CONJUGAL CONDITION. | Aggregate. | Under 15 years. | 15 to 19 years. | 20 to 24 years. | 25 to 29 years. | 30 to 34 years. | 35 to 44 years. | 45 to 54 years. | 55 to 64 years. | 65 years and over. | Age unkn. |
|---|------------|-----------------|-----------------|-----------------|-----------------|-----------------|-----------------|-----------------|-----------------|--------------------|-----------|
| MALES. | | | | | | | | | | | |
| Aggregate..... | 121,027 | 37,977 | 10,438 | 11,115 | 11,940 | 11,149 | 18,088 | 10,296 | 6,101 | 3,614 | 299 |
| Single..... | 69,998 | 37,974 | 10,381 | 8,942 | 5,312 | 2,844 | 2,868 | 1,041 | 429 | 178 | 29 |
| Married..... | 47,147 | 2 | 51 | 2,138 | 6,522 | 8,122 | 14,679 | 8,509 | 4,737 | 2,284 | 53 |
| Widowed..... | 3,400 | | | 20 | 33 | 164 | 511 | 709 | 847 | 1,063 | 3 |
| Divorced..... | 116 | | | 3 | 14 | 18 | 33 | 32 | 10 | 6 | |
| Unknown..... | 366 | 1 | 6 | 12 | 9 | 1 | 7 | 5 | 28 | 33 | 214 |
| Native white—native parents..... | 35,129 | 13,504 | 3,377 | 3,232 | 2,885 | 2,485 | 3,846 | 2,649 | 1,780 | 1,129 | 242 |
| Single..... | 22,570 | 13,503 | 3,351 | 2,592 | 1,326 | 634 | 671 | 272 | 143 | 61 | 17 |
| Married..... | 11,360 | 1 | 23 | 633 | 1,531 | 1,795 | 3,040 | 2,156 | 1,404 | 756 | 21 |
| Widowed..... | 920 | | | 3 | 20 | 50 | 120 | 205 | 221 | 301 | |
| Divorced..... | 45 | | | | 4 | 6 | 10 | 15 | 6 | 4 | |
| Unknown..... | 234 | | 3 | 4 | 4 | | 5 | 1 | 6 | 7 | 204 |
| Native white—foreign parents..... | 46,736 | 21,647 | 4,979 | 4,643 | 4,331 | 3,476 | 5,081 | 1,782 | 561 | 182 | 4 |
| Single..... | 35,408 | 21,646 | 4,970 | 3,908 | 2,296 | 1,166 | 1,075 | 267 | 59 | 20 | 1 |
| Married..... | 10,803 | 1 | 6 | 718 | 2,045 | 2,257 | 3,330 | 1,391 | 436 | 118 | 1 |
| Widowed..... | 489 | | | 12 | 32 | 49 | 167 | 119 | 66 | 44 | |
| Divorced..... | 26 | | | 1 | 7 | 4 | 9 | 5 | | | |
| Unknown..... | 10 | | 3 | 4 | 1 | | | | | | 2 |
| Foreign white..... | 35,862 | 2,046 | 1,840 | 2,896 | 4,257 | 4,334 | 3,565 | 5,535 | 3,614 | 2,238 | 37 |
| Single..... | 10,246 | 2,045 | 1,824 | 2,190 | 1,504 | 934 | 979 | 451 | 216 | 94 | 9 |
| Married..... | 23,560 | | 16 | 696 | 2,720 | 3,331 | 7,370 | 4,708 | 2,382 | 1,366 | 21 |
| Widowed..... | 1,900 | | | 5 | 27 | 60 | 202 | 362 | 541 | 700 | 3 |
| Divorced..... | 40 | | | 2 | 2 | 8 | 12 | 10 | 4 | 2 | |
| Unknown..... | 116 | 1 | | 3 | 4 | 1 | 2 | 4 | 21 | 76 | 4 |
| Colored (total) ¹ | 3,300 | 780 | 242 | 344 | 417 | 354 | 606 | 330 | 146 | 65 | 16 |
| Single..... | 1,774 | 780 | 236 | 252 | 186 | 110 | 143 | 51 | 11 | 3 | 2 |
| Married..... | 1,424 | | 6 | 91 | 226 | 239 | 439 | 254 | 115 | 44 | 10 |
| Widowed..... | 91 | | | | 4 | 5 | 22 | 23 | 19 | 18 | |
| Divorced..... | 5 | | | | 1 | | 2 | 2 | | | |
| Unknown..... | 6 | | | 1 | | | | | 1 | | 4 |
| Persons of negro descent..... | 3,034 | 780 | 235 | 337 | 390 | 305 | 491 | 276 | 140 | 64 | 16 |
| Single..... | 1,602 | 780 | 229 | 245 | 163 | 75 | 72 | 25 | 9 | 2 | 2 |
| Married..... | 1,330 | | 6 | 91 | 222 | 225 | 395 | 226 | 111 | 44 | 10 |
| Widowed..... | 91 | | | | 4 | 5 | 22 | 23 | 19 | 18 | |
| Divorced..... | 5 | | | | 1 | | 2 | 2 | | | |
| Unknown..... | 6 | | | 1 | | | | | 1 | | 4 |
| FEMALES. | | | | | | | | | | | |
| Aggregate..... | 125,043 | 33,408 | 11,584 | 12,869 | 12,528 | 10,589 | 16,349 | 10,689 | 6,637 | 4,772 | 118 |
| Single..... | 67,459 | 33,408 | 10,376 | 7,688 | 4,064 | 2,107 | 2,359 | 1,052 | 542 | 339 | 24 |
| Married..... | 46,645 | | 693 | 5,090 | 8,181 | 7,977 | 12,773 | 7,202 | 3,332 | 1,309 | 38 |
| Widowed..... | 10,611 | | 8 | 77 | 246 | 467 | 1,672 | 2,398 | 2,690 | 3,034 | 19 |
| Divorced..... | 165 | | 1 | 9 | 33 | 34 | 43 | 33 | 8 | 4 | |
| Unknown..... | 163 | | 6 | 5 | 4 | 4 | 2 | 4 | 15 | 86 | 37 |
| Native white—native parents..... | 36,423 | 13,531 | 3,642 | 3,418 | 3,006 | 2,414 | 3,849 | 2,917 | 1,956 | 1,569 | 71 |
| Single..... | 22,397 | 13,531 | 3,466 | 2,132 | 1,088 | 565 | 761 | 391 | 244 | 155 | 14 |
| Married..... | 11,121 | | 172 | 1,263 | 1,839 | 1,731 | 2,714 | 1,927 | 1,035 | 420 | 20 |
| Widowed..... | 2,805 | | 3 | 20 | 63 | 109 | 358 | 672 | 992 | 5 | |
| Divorced..... | 65 | | | 3 | 16 | 9 | 16 | 15 | 5 | 1 | |
| Unknown..... | 35 | | 1 | | | | | | | 1 | 32 |
| Native white—foreign parents..... | 49,770 | 21,359 | 5,259 | 5,234 | 4,909 | 3,737 | 5,622 | 2,136 | 686 | 292 | 36 |
| Single..... | 34,353 | 21,359 | 5,044 | 3,517 | 1,992 | 1,023 | 1,009 | 284 | 77 | 40 | 8 |
| Married..... | 13,095 | | 210 | 1,637 | 2,822 | 2,555 | 3,988 | 1,386 | 356 | 79 | 12 |
| Widowed..... | 1,753 | | 1 | 24 | 34 | 146 | 604 | 458 | 253 | 171 | 12 |
| Divorced..... | 49 | | | 4 | 7 | 10 | 20 | 7 | | 1 | |
| Unknown..... | 20 | | 4 | 2 | 4 | 3 | 1 | 1 | | 1 | 4 |
| Foreign white..... | 35,188 | 2,107 | 2,336 | 3,646 | 4,159 | 4,106 | 6,372 | 5,315 | 3,334 | 2,312 | 1 |
| Single..... | 8,455 | 2,107 | 2,058 | 1,748 | 833 | 461 | 523 | 352 | 211 | 141 | 1 |
| Married..... | 21,001 | | 276 | 1,877 | 3,226 | 3,458 | 5,732 | 3,709 | 1,930 | 793 | |
| Widowed..... | 5,533 | | 1 | 18 | 72 | 173 | 610 | 1,242 | 1,675 | 1,792 | |
| Divorced..... | 43 | | | 1 | 8 | 13 | 6 | 10 | 3 | 2 | |
| Unknown..... | 106 | | 1 | 2 | | 1 | 1 | 2 | 15 | 84 | |
| Colored (total) ¹ | 3,662 | 861 | 347 | 571 | 454 | 332 | 506 | 321 | 161 | 99 | 10 |
| Single..... | 1,754 | 861 | 308 | 231 | 131 | 53 | 66 | 25 | 10 | 3 | 1 |
| Married..... | 1,423 | | 35 | 263 | 294 | 233 | 339 | 180 | 61 | 17 | 6 |
| Widowed..... | 470 | | 3 | 15 | 27 | 39 | 100 | 115 | 90 | 79 | 2 |
| Divorced..... | 8 | | 1 | 1 | 2 | 2 | 1 | 1 | | | |
| Unknown..... | 2 | | | 1 | | | | | | | 1 |
| Persons of negro descent..... | 3,660 | 861 | 346 | 571 | 454 | 331 | 506 | 321 | 161 | 99 | 10 |
| Single..... | 1,754 | 861 | 308 | 231 | 131 | 53 | 66 | 25 | 10 | 3 | 1 |
| Married..... | 1,426 | | 34 | 263 | 294 | 232 | 339 | 180 | 61 | 17 | 6 |
| Widowed..... | 470 | | 3 | 15 | 27 | 39 | 100 | 115 | 90 | 79 | 2 |
| Divorced..... | 8 | | 1 | 1 | 2 | 2 | 1 | 1 | | | |
| Unknown..... | 2 | | | 1 | | | | | | | 1 |

¹ Persons of negro descent, Chinese, Japanese, and Indians.

STATISTICS OF POPULATION.

TABLE 32.—CONJUGAL CONDITION OF THE AGGREGATE POPULATION, CLASSIFIED BY SEX, GENERAL NATIVITY, COLOR, AND AGE PERIODS, FOR CITIES HAVING 100,000 INHABITANTS OR MORE: 1900—Continued.

NEW HAVEN, CONN.

| SEX, GENERAL NATIVITY, COLOR, AND CONJUGAL CONDITION. | Aggregate. | Under 15 years. | 15 to 19 years. | 20 to 24 years. | 25 to 29 years. | 30 to 34 years. | 35 to 44 years. | 45 to 54 years. | 55 to 64 years. | 65 years and over. | Age unknown. |
|---|------------|-----------------|-----------------|-----------------|-----------------|-----------------|-----------------|-----------------|-----------------|--------------------|--------------|
| MALES. | | | | | | | | | | | |
| Aggregate..... | 53,842 | 15,357 | 4,738 | 5,848 | 5,255 | 4,695 | 7,787 | 5,077 | 3,013 | 1,989 | 83 |
| Single..... | 31,626 | 15,355 | 4,714 | 5,065 | 2,806 | 1,434 | 1,865 | 556 | 213 | 89 | 29 |
| Married..... | 20,294 | 2 | 20 | 763 | 2,396 | 3,180 | 6,123 | 4,153 | 2,323 | 1,315 | 19 |
| Widowed..... | 1,783 | | 1 | 14 | 46 | 67 | 267 | 340 | 465 | 580 | 3 |
| Divorced..... | 78 | | | | 4 | 8 | 27 | 25 | 10 | 4 | |
| Unknown..... | 61 | | 3 | 6 | 3 | 6 | 5 | 3 | 2 | 1 | 32 |
| Native white—native parents..... | 18,523 | 5,230 | 1,785 | 2,294 | 1,524 | 1,297 | 2,257 | 1,805 | 1,245 | 1,033 | 58 |
| Single..... | 11,008 | 5,229 | 1,779 | 2,048 | 807 | 833 | 896 | 199 | 96 | 50 | 21 |
| Married..... | 6,794 | 1 | 5 | 241 | 698 | 888 | 1,761 | 1,482 | 990 | 721 | 7 |
| Widowed..... | 637 | | 1 | 2 | 13 | 18 | 85 | 107 | 151 | 259 | 1 |
| Divorced..... | 45 | | | | 3 | 5 | 12 | 16 | 7 | 2 | |
| Unknown..... | 39 | | | 3 | 3 | 3 | 3 | 1 | 1 | 1 | 24 |
| Native white—foreign parents..... | 18,679 | 8,806 | 1,924 | 2,021 | 1,739 | 1,332 | 1,908 | 682 | 193 | 64 | 10 |
| Single..... | 14,824 | 8,805 | 1,918 | 1,824 | 1,114 | 545 | 471 | 111 | 25 | 5 | 6 |
| Married..... | 3,620 | 1 | 5 | 190 | 611 | 761 | 1,351 | 534 | 132 | 33 | 2 |
| Widowed..... | 221 | | | 5 | 14 | 23 | 81 | 36 | 36 | 26 | |
| Divorced..... | 7 | | | | | 2 | 4 | 1 | | | |
| Unknown..... | 7 | | 1 | 2 | | 1 | 1 | | | | 2 |
| Foreign white..... | 15,184 | 977 | 905 | 1,398 | 1,826 | 1,917 | 3,387 | 2,428 | 1,484 | 849 | 18 |
| Single..... | 5,021 | 977 | 895 | 1,092 | 799 | 467 | 449 | 224 | 82 | 34 | 2 |
| Married..... | 9,290 | | 9 | 300 | 1,010 | 1,426 | 2,840 | 2,018 | 1,142 | 535 | 10 |
| Widowed..... | 841 | | | 5 | 16 | 22 | 89 | 172 | 256 | 279 | 2 |
| Divorced..... | 21 | | | 1 | 1 | 1 | 8 | 7 | 3 | 1 | |
| Unknown..... | 11 | | 1 | 1 | | 1 | 1 | 2 | 1 | | 4 |
| Colored (total) ¹ | 1,456 | 344 | 124 | 135 | 166 | 149 | 235 | 167 | 91 | 43 | 2 |
| Single..... | 773 | 344 | 122 | 101 | 86 | 39 | 49 | 22 | 10 | | |
| Married..... | 590 | | 1 | 32 | 77 | 105 | 171 | 119 | 59 | 26 | |
| Widowed..... | 84 | | | 2 | 3 | 4 | 12 | 25 | 22 | 16 | |
| Divorced..... | 5 | | | | | | 3 | 1 | | 1 | |
| Unknown..... | 4 | | 1 | | | 1 | | | | | 2 |
| Persons of negro descent..... | 1,355 | 344 | 124 | 125 | 148 | 129 | 205 | 152 | 84 | 43 | 1 |
| Single..... | 703 | 344 | 122 | 91 | 69 | 26 | 32 | 12 | 7 | | |
| Married..... | 562 | | 1 | 22 | 76 | 99 | 153 | 115 | 55 | 26 | |
| Widowed..... | 83 | | | 2 | 3 | 4 | 12 | 24 | 22 | 16 | |
| Divorced..... | 5 | | | | | | 3 | 1 | | 1 | |
| Unknown..... | 2 | | 1 | | | | | | | | 1 |
| FEMALES. | | | | | | | | | | | |
| Aggregate..... | 54,185 | 15,069 | 4,577 | 5,567 | 5,543 | 4,672 | 7,586 | 5,198 | 3,332 | 2,588 | 53 |
| Single..... | 28,889 | 15,068 | 4,328 | 3,792 | 2,181 | 1,116 | 1,270 | 609 | 305 | 204 | 16 |
| Married..... | 20,291 | 1 | 247 | 1,743 | 3,252 | 3,366 | 5,641 | 3,501 | 1,751 | 768 | 21 |
| Widowed..... | 4,821 | | 1 | 25 | 85 | 168 | 626 | 1,049 | 1,253 | 1,609 | 5 |
| Divorced..... | 159 | | | 4 | 22 | 21 | 48 | 38 | 20 | 6 | |
| Unknown..... | 25 | | 1 | 3 | 3 | 1 | 1 | 1 | 3 | 1 | 11 |
| Native white—native parents..... | 17,862 | 5,067 | 1,420 | 1,466 | 1,470 | 1,269 | 2,284 | 1,948 | 1,492 | 1,420 | 26 |
| Single..... | 9,393 | 5,066 | 1,364 | 975 | 555 | 327 | 484 | 293 | 181 | 141 | 7 |
| Married..... | 6,473 | 1 | 56 | 476 | 885 | 889 | 1,608 | 1,308 | 821 | 421 | 8 |
| Widowed..... | 1,894 | | | 11 | 18 | 41 | 165 | 327 | 475 | 854 | 3 |
| Divorced..... | 98 | | | 4 | 12 | 12 | 27 | 20 | 14 | 4 | |
| Unknown..... | 9 | | | | | | | | 1 | | 8 |
| Native white—foreign parents..... | 19,320 | 8,705 | 2,008 | 2,106 | 1,959 | 1,449 | 2,036 | 750 | 220 | 82 | 5 |
| Single..... | 14,321 | 8,705 | 1,947 | 1,633 | 954 | 494 | 450 | 110 | 18 | 8 | 2 |
| Married..... | 4,413 | | 61 | 465 | 987 | 892 | 1,401 | 495 | 110 | 21 | 1 |
| Widowed..... | 548 | | | 7 | 30 | 58 | 172 | 139 | 90 | 52 | |
| Divorced..... | 31 | | | | 6 | 5 | 12 | 5 | 2 | 1 | |
| Unknown..... | 7 | | | 1 | 2 | | 1 | 1 | | | 2 |
| Foreign white..... | 15,470 | 930 | 1,017 | 1,825 | 1,943 | 1,825 | 3,038 | 2,325 | 1,536 | 1,011 | 20 |
| Single..... | 4,467 | 930 | 902 | 1,084 | 625 | 269 | 313 | 188 | 101 | 50 | 5 |
| Married..... | 8,817 | | 113 | 734 | 1,288 | 1,492 | 2,470 | 1,605 | 789 | 314 | 12 |
| Widowed..... | 2,153 | | 1 | 5 | 28 | 61 | 248 | 522 | 640 | 646 | 2 |
| Divorced..... | 24 | | | | 1 | 2 | 7 | 10 | 4 | | |
| Unknown..... | 9 | | 1 | 2 | 1 | 1 | | | 2 | 1 | 1 |
| Colored (total) ¹ | 1,533 | 367 | 132 | 170 | 171 | 129 | 228 | 175 | 84 | 75 | 2 |
| Single..... | 708 | 367 | 115 | 100 | 47 | 26 | 23 | 18 | 5 | 5 | 2 |
| Married..... | 588 | | 17 | 68 | 112 | 93 | 162 | 93 | 31 | 12 | |
| Widowed..... | 226 | | | 2 | 9 | 8 | 41 | 61 | 48 | 57 | |
| Divorced..... | 11 | | | | 3 | 2 | 2 | 3 | | 1 | |
| Unknown..... | | | | | | | | | | | |
| Persons of negro descent..... | 1,532 | 367 | 132 | 170 | 171 | 129 | 227 | 175 | 84 | 75 | 2 |
| Single..... | 708 | 367 | 115 | 100 | 47 | 26 | 23 | 18 | 5 | 5 | 2 |
| Married..... | 587 | | 17 | 68 | 112 | 93 | 161 | 93 | 31 | 12 | |
| Widowed..... | 226 | | | 2 | 9 | 8 | 41 | 61 | 48 | 57 | |
| Divorced..... | 11 | | | | 3 | 2 | 2 | 3 | | 1 | |
| Unknown..... | | | | | | | | | | | |

¹ Persons of negro descent, Chinese, Japanese, and Indians.

CONJUGAL CONDITION.

331

TABLE 32.—CONJUGAL CONDITION OF THE AGGREGATE POPULATION, CLASSIFIED BY SEX, GENERAL NATIVITY, COLOR, AND AGE PERIODS, FOR CITIES HAVING 100,000 INHABITANTS OR MORE: 1900—Continued.

NEW ORLEANS, LA.

| SEX, GENERAL NATIVITY, COLOR, AND CONJUGAL CONDITION. | Aggregate. | Under 15 years. | 15 to 19 years. | 20 to 24 years. | 25 to 29 years. | 30 to 34 years. | 35 to 44 years. | 45 to 54 years. | 55 to 64 years. | 65 years and over. | Age unknown. |
|---|------------|-----------------|-----------------|-----------------|-----------------|-----------------|-----------------|-----------------|-----------------|--------------------|--------------|
| MALES. | | | | | | | | | | | |
| Aggregate..... | 136,068 | 45,014 | 12,997 | 12,890 | 12,988 | 11,371 | 18,332 | 11,623 | 6,485 | 4,241 | 127 |
| Single..... | 84,767 | 45,008 | 12,914 | 10,192 | 6,153 | 3,621 | 3,943 | 1,671 | 757 | 491 | 17 |
| Married..... | 45,961 | 3 | 72 | 2,601 | 6,602 | 7,438 | 13,490 | 8,793 | 4,586 | 2,340 | 36 |
| Widowed..... | 4,919 | | 4 | 52 | 185 | 261 | 796 | 1,098 | 1,116 | 1,397 | 10 |
| Divorced..... | 279 | | 1 | 24 | 37 | 44 | 90 | 58 | 20 | 10 | |
| Unknown..... | 142 | 3 | 6 | 21 | 11 | 7 | 13 | 8 | 6 | 3 | 64 |
| Native white—native parents..... | 50,053 | 24,529 | 5,638 | 4,639 | 3,892 | 2,903 | 4,022 | 2,408 | 1,300 | 654 | 73 |
| Single..... | 38,578 | 24,526 | 5,614 | 3,881 | 1,939 | 993 | 939 | 395 | 183 | 106 | 2 |
| Married..... | 10,378 | 1 | 18 | 731 | 1,898 | 1,832 | 2,894 | 1,754 | 892 | 352 | 6 |
| Widowed..... | 946 | | 2 | 14 | 41 | 62 | 167 | 240 | 222 | 194 | 4 |
| Divorced..... | 62 | | 1 | 4 | 11 | 13 | 18 | 12 | 1 | 2 | |
| Unknown..... | 89 | 2 | 3 | 9 | 3 | 3 | 4 | 2 | | | 61 |
| Native white—foreign parents..... | 35,733 | 8,599 | 3,648 | 4,095 | 4,443 | 4,304 | 6,556 | 2,944 | 857 | 284 | 3 |
| Single..... | 21,714 | 8,599 | 3,635 | 3,449 | 2,397 | 1,527 | 1,538 | 457 | 89 | 22 | 1 |
| Married..... | 13,005 | | 11 | 621 | 1,972 | 2,662 | 4,689 | 2,217 | 644 | 179 | |
| Widowed..... | 901 | | | 12 | 62 | 96 | 278 | 254 | 117 | 81 | 1 |
| Divorced..... | 95 | | | 7 | 10 | 19 | 37 | 16 | 5 | 1 | |
| Unknown..... | 18 | 2 | 3 | 6 | 2 | | 4 | 2 | | 1 | 1 |
| Foreign white..... | 14,718 | 549 | 442 | 617 | 969 | 1,267 | 2,825 | 3,095 | 2,722 | 2,223 | 9 |
| Single..... | 3,373 | 549 | 433 | 480 | 479 | 375 | 549 | 404 | 320 | 278 | 1 |
| Married..... | 9,222 | | 3 | 130 | 482 | 870 | 2,180 | 2,419 | 1,934 | 1,138 | 6 |
| Widowed..... | 1,577 | | 1 | 5 | 7 | 19 | 83 | 260 | 457 | 743 | 2 |
| Divorced..... | 38 | | | 2 | | 2 | 10 | 11 | 10 | 3 | |
| Unknown..... | 8 | | | | 1 | 1 | 3 | 1 | 1 | 1 | |
| Colored (total) ¹ | 35,564 | 11,337 | 3,269 | 3,539 | 3,684 | 2,897 | 4,929 | 3,181 | 1,606 | 1,080 | 42 |
| Single..... | 20,602 | 11,334 | 3,227 | 2,382 | 1,338 | 726 | 917 | 415 | 165 | 85 | 13 |
| Married..... | 13,356 | 2 | 40 | 1,119 | 2,260 | 2,074 | 3,717 | 2,403 | 1,116 | 611 | 24 |
| Widowed..... | 1,495 | | 1 | 21 | 75 | 84 | 268 | 344 | 320 | 379 | 3 |
| Divorced..... | 84 | | | 11 | 16 | 10 | 25 | 14 | 4 | 4 | |
| Unknown..... | 27 | 1 | 1 | 6 | 5 | 3 | 2 | 5 | 1 | 1 | 2 |
| Persons of negro descent..... | 35,129 | 11,334 | 3,261 | 3,502 | 3,637 | 2,817 | 4,772 | 3,109 | 1,585 | 1,071 | 41 |
| Single..... | 20,250 | 11,331 | 3,219 | 2,345 | 1,294 | 658 | 798 | 370 | 149 | 78 | 13 |
| Married..... | 13,281 | 2 | 40 | 1,119 | 2,249 | 2,062 | 3,685 | 2,378 | 1,112 | 610 | 24 |
| Widowed..... | 1,489 | | 1 | 21 | 74 | 84 | 267 | 342 | 319 | 378 | 3 |
| Divorced..... | 84 | | | 11 | 16 | 10 | 25 | 14 | 4 | 4 | |
| Unknown..... | 25 | 1 | 1 | 6 | 4 | 3 | 2 | 5 | 1 | 1 | 1 |
| FEMALES. | | | | | | | | | | | |
| Aggregate..... | 151,036 | 45,621 | 15,016 | 16,236 | 15,032 | 12,019 | 19,062 | 13,000 | 8,292 | 6,564 | 144 |
| Single..... | 82,202 | 45,610 | 13,635 | 9,100 | 4,996 | 2,831 | 3,273 | 1,514 | 732 | 473 | 38 |
| Married..... | 47,081 | 7 | 1,287 | 6,585 | 9,054 | 7,822 | 11,923 | 6,553 | 2,759 | 1,019 | 32 |
| Widowed..... | 21,078 | 3 | 57 | 438 | 926 | 1,209 | 3,713 | 4,363 | 4,780 | 5,058 | 26 |
| Divorced..... | 530 | | 21 | 90 | 95 | 113 | 139 | 50 | 16 | 6 | |
| Unknown..... | 145 | 1 | 16 | 23 | 11 | 4 | 14 | 15 | 5 | | 48 |
| Native white—native parents..... | 53,133 | 24,598 | 6,270 | 5,465 | 4,295 | 2,975 | 4,196 | 2,739 | 1,513 | 1,012 | 65 |
| Single..... | 37,914 | 24,597 | 5,339 | 3,333 | 1,583 | 823 | 933 | 454 | 209 | 129 | 14 |
| Married..... | 11,349 | | 404 | 2,023 | 2,503 | 1,895 | 2,539 | 1,347 | 491 | 134 | 13 |
| Widowed..... | 3,688 | | 9 | 75 | 186 | 231 | 699 | 923 | 812 | 746 | 7 |
| Divorced..... | 104 | | 4 | 21 | 17 | 24 | 24 | 8 | 5 | 1 | |
| Unknown..... | 78 | 1 | 14 | 13 | 6 | 2 | 1 | 7 | 1 | 2 | 31 |
| Native white—foreign parents..... | 40,458 | 8,760 | 3,893 | 4,988 | 5,197 | 4,725 | 7,480 | 3,673 | 1,206 | 526 | 10 |
| Single..... | 21,111 | 8,756 | 3,663 | 3,171 | 2,015 | 1,233 | 1,480 | 542 | 172 | 68 | 6 |
| Married..... | 15,144 | 4 | 219 | 1,719 | 2,944 | 3,084 | 4,764 | 1,948 | 400 | 60 | 2 |
| Widowed..... | 4,037 | | 5 | 70 | 212 | 359 | 1,190 | 1,169 | 632 | 398 | 2 |
| Divorced..... | 156 | | 5 | 25 | 23 | 43 | 44 | 14 | 2 | | |
| Unknown..... | 10 | | | 3 | 3 | 1 | 2 | | | | |
| Foreign white..... | 14,851 | 541 | 489 | 665 | 858 | 887 | 1,851 | 2,332 | 3,379 | 3,327 | 22 |
| Single..... | 2,480 | 539 | 380 | 272 | 215 | 156 | 251 | 259 | 202 | 202 | 4 |
| Married..... | 6,359 | 1 | 106 | 380 | 595 | 668 | 1,320 | 1,519 | 1,204 | 564 | 2 |
| Widowed..... | 5,962 | 1 | 3 | 8 | 46 | 62 | 271 | 1,044 | 1,967 | 2,556 | 4 |
| Divorced..... | 22 | | | 3 | 2 | 1 | 5 | 5 | 4 | 2 | |
| Unknown..... | 28 | | | 2 | | | 4 | 5 | 2 | 3 | 12 |
| Colored (total) ¹ | 42,594 | 11,722 | 4,364 | 5,118 | 4,732 | 3,432 | 5,535 | 3,756 | 2,189 | 1,699 | 47 |
| Single..... | 20,697 | 11,718 | 3,753 | 2,324 | 1,133 | 614 | 609 | 259 | 149 | 74 | 14 |
| Married..... | 14,229 | 2 | 558 | 2,463 | 3,012 | 2,215 | 3,300 | 1,739 | 664 | 261 | 15 |
| Widowed..... | 7,391 | 2 | 40 | 285 | 482 | 557 | 1,553 | 1,732 | 1,369 | 1,358 | 13 |
| Divorced..... | 248 | | 12 | 41 | 53 | 45 | 66 | 23 | 5 | 3 | |
| Unknown..... | 29 | | 1 | 5 | 2 | 1 | 7 | 3 | 2 | 3 | 5 |
| Persons of negro descent..... | 42,585 | 11,719 | 4,364 | 5,114 | 4,732 | 3,432 | 5,534 | 3,755 | 2,189 | 1,699 | 47 |
| Single..... | 20,693 | 11,715 | 3,753 | 2,323 | 1,133 | 614 | 609 | 259 | 149 | 74 | 14 |
| Married..... | 14,227 | 2 | 558 | 2,461 | 3,012 | 2,215 | 3,300 | 1,739 | 664 | 261 | 15 |
| Widowed..... | 7,388 | 2 | 40 | 284 | 482 | 557 | 1,552 | 1,731 | 1,369 | 1,358 | 13 |
| Divorced..... | 248 | | 12 | 41 | 53 | 45 | 66 | 23 | 5 | 3 | |
| Unknown..... | 29 | | 1 | 5 | 2 | 1 | 7 | 3 | 2 | 3 | 5 |

¹ Persons of negro descent, Chinese, Japanese, and Indians.

TABLE 32.—CONJUGAL CONDITION OF THE AGGREGATE POPULATION, CLASSIFIED BY SEX, GENERAL NATIVITY, COLOR, AND AGE PERIODS, FOR CITIES HAVING 100,000 INHABITANTS OR MORE: 1900—Continued.

NEW YORK, N. Y.

| SEX, GENERAL NATIVITY, COLOR, AND CONJUGAL CONDITION. | Aggregate. | Under 15 years. | 15 to 19 years. | 20 to 24 years. | 25 to 29 years. | 30 to 34 years. | 35 to 44 years. | 45 to 54 years. | 55 to 64 years. | 65 years and over. | Age unknown. |
|---|------------|-----------------|-----------------|-----------------|-----------------|-----------------|-----------------|-----------------|-----------------|--------------------|--------------|
| MALES. | | | | | | | | | | | |
| Aggregate..... | 1,705,705 | 527,180 | 140,670 | 161,988 | 178,390 | 164,788 | 261,095 | 146,495 | 78,692 | 42,714 | 3,698 |
| Single..... | 1,025,080 | 527,140 | 139,954 | 154,927 | 91,068 | 51,275 | 51,491 | 18,411 | 7,941 | 3,087 | 386 |
| Married..... | 627,265 | 26 | 636 | 26,497 | 85,681 | 110,681 | 200,751 | 116,947 | 59,663 | 25,895 | 490 |
| Widowed..... | 48,294 | 1 | 11 | 309 | 1,320 | 2,500 | 8,239 | 10,753 | 11,496 | 13,642 | 23 |
| Divorced..... | 1,190 | | | 42 | 113 | 167 | 405 | 271 | 138 | 58 | |
| Unknown..... | 3,876 | 13 | 68 | 213 | 208 | 165 | 209 | 113 | 54 | 39 | 2,794 |
| Native white—native parents..... | 368,008 | 148,688 | 33,956 | 32,899 | 31,931 | 26,678 | 39,835 | 25,882 | 15,005 | 9,541 | 2,998 |
| Single..... | 253,523 | 148,680 | 33,767 | 27,328 | 17,136 | 9,539 | 9,918 | 4,296 | 1,909 | 795 | 155 |
| Married..... | 101,842 | 7 | 173 | 5,419 | 14,435 | 16,547 | 28,221 | 19,449 | 11,516 | 5,908 | 167 |
| Widowed..... | 9,282 | | 2 | 80 | 491 | 1,492 | 2,001 | 2,001 | 2,119 | 2,811 | 14 |
| Divorced..... | 397 | | | 15 | 35 | 62 | 130 | 95 | 46 | 14 | |
| Unknown..... | 2,964 | 1 | 14 | 57 | 53 | 39 | 74 | 41 | 15 | 13 | 2,657 |
| Native white—foreign parents..... | 678,937 | 331,531 | 65,975 | 64,349 | 61,001 | 48,144 | 67,777 | 25,181 | 7,549 | 2,305 | 125 |
| Single..... | 532,838 | 331,514 | 65,769 | 56,361 | 36,652 | 19,192 | 17,497 | 4,410 | 1,089 | 293 | 61 |
| Married..... | 132,664 | 8 | 177 | 7,811 | 23,709 | 27,941 | 47,587 | 18,716 | 5,345 | 1,339 | 31 |
| Widowed..... | 7,897 | | 4 | 112 | 555 | 937 | 2,557 | 1,976 | 1,087 | 668 | 1 |
| Divorced..... | 277 | | | 9 | 45 | 38 | 100 | 61 | 20 | 4 | |
| Unknown..... | 261 | 9 | 25 | 56 | 40 | 36 | 36 | 18 | 8 | 1 | 32 |
| Foreign white..... | 630,173 | 41,155 | 38,463 | 60,708 | 80,563 | 85,463 | 146,447 | 92,096 | 54,325 | 30,436 | 522 |
| Single..... | 219,306 | 41,141 | 38,181 | 48,138 | 34,643 | 20,447 | 21,482 | 8,991 | 4,169 | 1,960 | 154 |
| Married..... | 379,582 | 10 | 249 | 12,353 | 45,329 | 63,875 | 120,739 | 76,402 | 41,951 | 18,394 | 275 |
| Widowed..... | 30,222 | 1 | 5 | 99 | 458 | 1,001 | 3,976 | 6,541 | 8,109 | 10,024 | 8 |
| Divorced..... | 470 | | 1 | 15 | 27 | 58 | 156 | 111 | 69 | 33 | |
| Unknown..... | 593 | 3 | 27 | 93 | 106 | 82 | 94 | 51 | 27 | 25 | 85 |
| Colored (total) ¹ | 33,587 | 5,806 | 2,276 | 4,037 | 4,895 | 4,503 | 7,036 | 3,336 | 1,213 | 432 | 53 |
| Single..... | 19,413 | 5,805 | 2,237 | 3,100 | 2,637 | 2,097 | 2,594 | 714 | 174 | 39 | 16 |
| Married..... | 13,177 | 1 | 37 | 909 | 2,208 | 2,318 | 4,204 | 2,380 | 851 | 252 | 17 |
| Widowed..... | 893 | | | 18 | 35 | 71 | 214 | 285 | 181 | 139 | |
| Divorced..... | 46 | | | 3 | 6 | 9 | 19 | 4 | 3 | 2 | |
| Unknown..... | 58 | | 2 | 7 | 9 | 8 | 5 | 3 | 4 | | 20 |
| Persons of negro descent..... | 27,132 | 5,731 | 2,164 | 3,603 | 4,078 | 3,209 | 4,575 | 2,300 | 1,019 | 412 | 41 |
| Single..... | 15,110 | 5,730 | 2,126 | 2,699 | 1,944 | 1,055 | 1,037 | 346 | 127 | 37 | 9 |
| Married..... | 11,068 | 1 | 36 | 878 | 2,086 | 2,072 | 3,312 | 1,725 | 709 | 234 | 15 |
| Widowed..... | 865 | | | 17 | 35 | 67 | 206 | 224 | 177 | 139 | |
| Divorced..... | 45 | | | 3 | 6 | 9 | 18 | 4 | 3 | 2 | |
| Unknown..... | 44 | | 2 | 6 | 7 | 6 | 2 | 1 | 3 | | 17 |
| FEMALES. | | | | | | | | | | | |
| Aggregate..... | 1,731,497 | 526,118 | 162,081 | 192,853 | 185,003 | 153,172 | 232,950 | 141,837 | 82,591 | 53,149 | 1,743 |
| Single..... | 961,443 | 526,043 | 153,094 | 121,636 | 64,461 | 32,373 | 35,065 | 15,657 | 7,715 | 4,766 | 583 |
| Married..... | 619,155 | 67 | 8,767 | 69,334 | 115,493 | 112,237 | 171,179 | 89,746 | 38,781 | 13,074 | 422 |
| Widowed..... | 147,494 | 3 | 105 | 1,428 | 4,553 | 8,024 | 25,995 | 36,080 | 35,429 | 35,238 | 139 |
| Divorced..... | 2,061 | | 21 | 197 | 363 | 431 | 595 | 286 | 126 | 33 | 4 |
| Unknown..... | 1,344 | 5 | 94 | 158 | 123 | 107 | 116 | 68 | 40 | 33 | 595 |
| Native white—native parents..... | 369,469 | 148,713 | 36,042 | 36,094 | 31,880 | 24,966 | 37,158 | 25,661 | 16,019 | 12,094 | 842 |
| Single..... | 239,626 | 148,703 | 34,250 | 22,709 | 12,076 | 6,734 | 7,659 | 3,374 | 2,095 | 1,344 | 182 |
| Married..... | 101,596 | 8 | 1,752 | 12,987 | 18,789 | 16,633 | 24,885 | 15,729 | 7,729 | 2,998 | 186 |
| Widowed..... | 27,010 | 1 | 25 | 313 | 870 | 1,547 | 4,392 | 5,955 | 6,143 | 7,730 | 34 |
| Divorced..... | 602 | | 2 | 41 | 108 | 123 | 187 | 86 | 41 | 13 | 1 |
| Unknown..... | 635 | 1 | 13 | 44 | 37 | 29 | 35 | 17 | 11 | 9 | 439 |
| Native white—foreign parents..... | 697,566 | 330,210 | 71,753 | 72,736 | 65,087 | 50,286 | 69,478 | 26,423 | 8,377 | 3,095 | 121 |
| Single..... | 509,297 | 330,191 | 68,984 | 50,371 | 27,192 | 13,495 | 13,500 | 3,938 | 1,106 | 459 | 61 |
| Married..... | 162,195 | 17 | 2,709 | 21,733 | 36,026 | 33,732 | 47,584 | 15,957 | 3,740 | 664 | 33 |
| Widowed..... | 25,330 | | 32 | 529 | 1,741 | 2,912 | 8,221 | 6,453 | 3,511 | 1,970 | 11 |
| Divorced..... | 540 | | 7 | 70 | 107 | 120 | 154 | 67 | 14 | 1 | |
| Unknown..... | 154 | 2 | 21 | 33 | 21 | 27 | 19 | 8 | 6 | 1 | 16 |
| Foreign white..... | 630,745 | 40,863 | 51,126 | 78,358 | 83,017 | 74,439 | 121,065 | 87,000 | 56,951 | 37,229 | 697 |
| Single..... | 195,785 | 40,818 | 47,022 | 45,240 | 23,276 | 11,318 | 13,012 | 7,492 | 4,402 | 2,398 | 307 |
| Married..... | 343,311 | 41 | 4,002 | 32,511 | 37,907 | 59,323 | 95,720 | 56,837 | 26,936 | 9,315 | 189 |
| Widowed..... | 90,323 | 2 | 36 | 466 | 1,636 | 3,084 | 12,059 | 22,473 | 25,523 | 24,370 | 74 |
| Divorced..... | 323 | | 11 | 70 | 133 | 170 | 216 | 123 | 68 | 19 | 3 |
| Unknown..... | 503 | 2 | 55 | 71 | 60 | 44 | 58 | 40 | 22 | 27 | 124 |
| Colored (total) ¹ | 33,717 | 6,332 | 3,160 | 5,665 | 5,019 | 3,431 | 5,249 | 2,753 | 1,244 | 731 | 83 |
| Single..... | 16,735 | 6,331 | 2,338 | 3,366 | 1,917 | 326 | 894 | 353 | 112 | 65 | 33 |
| Married..... | 12,053 | 1 | 304 | 2,153 | 2,776 | 2,149 | 2,990 | 1,193 | 376 | 97 | 14 |
| Widowed..... | 4,781 | | 12 | 120 | 306 | 481 | 1,323 | 1,199 | 752 | 568 | 20 |
| Divorced..... | 96 | | 1 | 16 | 15 | 18 | 38 | 5 | 3 | | |
| Unknown..... | 52 | | 5 | 10 | 5 | 7 | 4 | 3 | 1 | 1 | 16 |
| Persons of negro descent..... | 33,534 | 6,271 | 3,145 | 5,627 | 4,989 | 3,465 | 5,236 | 2,745 | 1,242 | 731 | 83 |
| Single..... | 16,646 | 6,270 | 2,328 | 3,337 | 1,910 | 826 | 892 | 353 | 112 | 65 | 33 |
| Married..... | 11,969 | 1 | 299 | 2,124 | 2,755 | 2,137 | 2,980 | 1,186 | 376 | 97 | 14 |
| Widowed..... | 4,771 | | 12 | 120 | 304 | 477 | 1,322 | 1,198 | 750 | 568 | 20 |
| Divorced..... | 96 | | 1 | 16 | 15 | 18 | 38 | 5 | 3 | | |
| Unknown..... | 52 | | 5 | 10 | 5 | 7 | 4 | 3 | 1 | 1 | 16 |

¹ Persons of negro descent, Chinese, Japanese, and Indians.

CONJUGAL CONDITION.

TABLE 32.—CONJUGAL CONDITION OF THE AGGREGATE POPULATION, CLASSIFIED BY SEX, GENERAL NATIVITY, COLOR, AND AGE PERIODS, FOR CITIES HAVING 100,000 INHABITANTS OR MORE: 1900—Continued.

MANHATTAN AND BRONX BOROUGHS, N. Y.

| SEX, GENERAL NATIVITY, COLOR, AND CONJUGAL CONDITION. | Aggregate. | Under 15 years. | 15 to 19 years. | 20 to 24 years. | 25 to 29 years. | 30 to 34 years. | 35 to 44 years. | 45 to 54 years. | 55 to 64 years. | 65 years and over. | Age unknown. |
|---|------------|-----------------|-----------------|-----------------|-----------------|-----------------|-----------------|-----------------|-----------------|--------------------|--------------|
| MALES. | | | | | | | | | | | |
| Aggregate..... | 1,020,015 | 305,817 | 88,899 | 99,927 | 111,592 | 101,581 | 158,456 | 87,412 | 45,179 | 22,850 | 3,302 |
| Single..... | 617,701 | 305,787 | 83,423 | 83,475 | 58,156 | 33,286 | 34,041 | 12,382 | 4,890 | 1,938 | 373 |
| Married..... | 371,158 | 18 | 409 | 16,058 | 52,403 | 66,610 | 119,207 | 68,523 | 33,660 | 13,802 | 468 |
| Widowed..... | 27,054 | 1 | 7 | 174 | 788 | 1,432 | 4,771 | 6,311 | 6,501 | 7,047 | 22 |
| Divorced..... | 784 | | | 31 | 70 | 111 | 280 | 170 | 90 | 32 | |
| Unknown..... | 3,318 | 11 | 60 | 189 | 175 | 142 | 157 | 76 | 38 | 81 | 2,439 |
| Native white—native parents..... | 182,405 | 69,103 | 16,155 | 16,866 | 17,189 | 14,367 | 21,264 | 13,107 | 7,543 | 4,184 | 2,627 |
| Single..... | 125,772 | 69,099 | 16,053 | 14,111 | 9,909 | 5,858 | 6,288 | 2,661 | 1,181 | 462 | 150 |
| Married..... | 49,260 | 3 | 89 | 2,661 | 7,075 | 8,182 | 14,045 | 9,294 | 5,266 | 2,490 | 155 |
| Widowed..... | 4,589 | | 1 | 39 | 144 | 257 | 796 | 1,068 | 1,057 | 1,213 | 14 |
| Divorced..... | 251 | | | 11 | 20 | 40 | 86 | 58 | 28 | 8 | |
| Unknown..... | 2,533 | 1 | 12 | 44 | 41 | 30 | 49 | 26 | 11 | 11 | 2,308 |
| Native white—foreign parents..... | 394,233 | 202,580 | 38,028 | 36,807 | 34,728 | 26,690 | 36,826 | 13,461 | 3,915 | 1,133 | 115 |
| Single..... | 321,289 | 202,518 | 37,895 | 32,699 | 21,889 | 11,636 | 10,869 | 2,812 | 724 | 190 | 57 |
| Married..... | 68,416 | 5 | 109 | 3,988 | 12,468 | 14,509 | 24,510 | 9,539 | 2,614 | 645 | 29 |
| Widowed..... | 4,136 | | 2 | 62 | 312 | 492 | 1,358 | 1,059 | 555 | 295 | 1 |
| Divorced..... | 167 | | | 6 | 24 | 21 | 60 | 35 | 18 | 3 | |
| Unknown..... | 225 | 7 | 22 | 52 | 35 | 32 | 29 | 16 | 4 | | 28 |
| Foreign white..... | 421,040 | 30,826 | 28,313 | 43,581 | 56,276 | 57,366 | 95,368 | 58,527 | 32,970 | 17,303 | 510 |
| Single..... | 158,050 | 30,813 | 28,103 | 34,624 | 24,541 | 14,301 | 15,081 | 6,364 | 2,860 | 1,261 | 152 |
| Married..... | 244,365 | 9 | 182 | 8,796 | 21,816 | 42,312 | 77,662 | 48,029 | 25,259 | 10,532 | 268 |
| Widowed..... | 17,784 | 1 | 4 | 63 | 305 | 638 | 2,479 | 4,028 | 4,789 | 5,470 | 7 |
| Divorced..... | 335 | | | 12 | 23 | 43 | 120 | 75 | 42 | 20 | |
| Unknown..... | 506 | 3 | 24 | 86 | 91 | 72 | 76 | 31 | 20 | 20 | 33 |
| Colored (total) ¹ | 22,337 | 3,368 | 1,403 | 2,673 | 3,399 | 3,158 | 4,998 | 2,317 | 751 | 230 | 50 |
| Single..... | 12,590 | 3,357 | 1,372 | 2,041 | 1,817 | 1,491 | 1,853 | 495 | 125 | 25 | 14 |
| Married..... | 9,117 | 1 | 29 | 613 | 1,544 | 1,607 | 2,990 | 1,661 | 521 | 135 | 16 |
| Widowed..... | 341 | | | 10 | 27 | 45 | 138 | 156 | 100 | 69 | |
| Divorced..... | 51 | | | 2 | 3 | 7 | 14 | 2 | 2 | 1 | |
| Unknown..... | 54 | | 2 | 7 | 8 | 3 | 3 | 3 | 3 | | 20 |
| Persons of negro descent..... | 17,400 | 3,306 | 1,326 | 2,361 | 2,836 | 2,174 | 3,106 | 1,465 | 575 | 211 | 40 |
| Single..... | 9,516 | 3,305 | 1,296 | 1,755 | 1,847 | 713 | 726 | 249 | 92 | 24 | 9 |
| Married..... | 7,278 | 1 | 28 | 588 | 1,453 | 1,404 | 2,220 | 1,061 | 382 | 117 | 14 |
| Widowed..... | 584 | | | 10 | 27 | 44 | 135 | 152 | 97 | 69 | |
| Divorced..... | 31 | | | 2 | 3 | 7 | 14 | 2 | 2 | 1 | |
| Unknown..... | 41 | | 2 | 6 | 6 | 6 | 1 | 1 | 2 | | 17 |
| FEMALES. | | | | | | | | | | | |
| Aggregate..... | 1,030,585 | 305,875 | 99,333 | 120,771 | 114,693 | 91,876 | 138,656 | 83,198 | 46,362 | 28,180 | 1,636 |
| Single..... | 576,817 | 305,832 | 93,770 | 76,686 | 40,913 | 20,248 | 21,833 | 9,472 | 4,611 | 2,842 | 560 |
| Married..... | 364,919 | 36 | 5,398 | 42,864 | 70,435 | 66,159 | 99,871 | 51,719 | 21,214 | 6,825 | 398 |
| Widowed..... | 86,287 | 2 | 68 | 947 | 2,985 | 5,054 | 16,417 | 21,787 | 20,434 | 18,461 | 132 |
| Divorced..... | 1,362 | | | 138 | 249 | 315 | 338 | 165 | 74 | 21 | 4 |
| Unknown..... | 1,200 | 5 | 84 | 136 | 116 | 100 | 102 | 55 | 29 | 31 | 542 |
| Native white—native parents..... | 180,135 | 69,377 | 17,312 | 18,741 | 17,076 | 12,994 | 19,036 | 12,399 | 7,246 | 5,184 | 770 |
| Single..... | 116,333 | 69,372 | 16,424 | 11,914 | 6,861 | 3,726 | 4,234 | 1,983 | 874 | 668 | 177 |
| Married..... | 49,399 | 4 | 862 | 6,579 | 9,571 | 8,223 | 12,085 | 7,344 | 3,849 | 1,214 | 168 |
| Widowed..... | 13,477 | | 15 | 185 | 544 | 936 | 2,566 | 3,015 | 2,695 | 3,287 | 34 |
| Divorced..... | 367 | | 2 | 26 | 64 | 84 | 119 | 45 | 18 | 8 | 1 |
| Unknown..... | 559 | 1 | 9 | 37 | 36 | 25 | 32 | 12 | 10 | 7 | 390 |
| Native white—foreign parents..... | 406,146 | 202,182 | 41,591 | 41,842 | 36,609 | 27,249 | 36,931 | 13,848 | 4,245 | 1,536 | 113 |
| Single..... | 306,754 | 202,175 | 40,017 | 29,608 | 16,095 | 7,857 | 7,859 | 2,206 | 618 | 263 | 56 |
| Married..... | 84,920 | 5 | 1,535 | 11,836 | 19,381 | 17,638 | 24,323 | 8,049 | 1,813 | 308 | 32 |
| Widowed..... | 14,028 | | 18 | 327 | 1,049 | 1,649 | 4,652 | 3,556 | 1,802 | 964 | 11 |
| Divorced..... | 306 | | 3 | 43 | 64 | 79 | 80 | 30 | 7 | | |
| Unknown..... | 138 | 2 | 18 | 28 | 20 | 26 | 17 | 7 | 5 | 1 | 14 |
| Foreign white..... | 422,932 | 30,577 | 38,552 | 56,539 | 57,568 | 49,276 | 79,224 | 55,269 | 34,179 | 21,071 | 677 |
| Single..... | 143,457 | 30,547 | 35,671 | 33,079 | 16,691 | 8,087 | 9,202 | 5,057 | 2,950 | 1,877 | 296 |
| Married..... | 222,704 | 26 | 2,794 | 22,996 | 39,547 | 38,859 | 61,519 | 35,653 | 15,867 | 5,258 | 185 |
| Widowed..... | 55,692 | 2 | 26 | 948 | 1,165 | 2,146 | 8,292 | 14,439 | 15,302 | 13,901 | 71 |
| Divorced..... | 625 | | 8 | 54 | 110 | 142 | 161 | 87 | 47 | 13 | 3 |
| Unknown..... | 454 | 2 | 53 | 62 | 55 | 42 | 50 | 33 | 13 | 22 | 122 |
| Colored (total) ¹ | 21,372 | 3,739 | 1,873 | 3,649 | 3,445 | 2,357 | 3,465 | 1,682 | 692 | 339 | 76 |
| Single..... | 10,273 | 3,733 | 1,658 | 2,085 | 1,266 | 578 | 588 | 226 | 69 | 34 | 31 |
| Married..... | 7,896 | 1 | 207 | 1,453 | 1,936 | 1,439 | 1,944 | 673 | 185 | 45 | 13 |
| Widowed..... | 3,090 | | 9 | 87 | 227 | 323 | 907 | 777 | 435 | 309 | 16 |
| Divorced..... | 64 | | | 15 | 11 | 10 | 23 | 3 | 2 | | |
| Unknown..... | 49 | | 4 | 9 | 5 | 7 | 3 | 3 | 1 | 1 | 16 |
| Persons of negro descent..... | 21,216 | 3,692 | 1,865 | 3,615 | 3,417 | 2,343 | 3,454 | 1,675 | 690 | 339 | 76 |
| Single..... | 10,199 | 3,691 | 1,649 | 2,076 | 1,259 | 578 | 586 | 226 | 69 | 34 | 31 |
| Married..... | 7,824 | 1 | 203 | 1,428 | 1,917 | 1,429 | 1,936 | 667 | 185 | 45 | 13 |
| Widowed..... | 3,080 | | 9 | 87 | 225 | 319 | 906 | 776 | 433 | 309 | 16 |
| Divorced..... | 64 | | | 15 | 11 | 10 | 23 | 3 | 2 | | |
| Unknown..... | 49 | | 4 | 9 | 5 | 7 | 3 | 3 | 1 | 1 | 16 |

¹ Persons of negro descent, Chinese, Japanese, and Indians.

STATISTICS OF POPULATION.

TABLE 32.—CONJUGAL CONDITION OF THE AGGREGATE POPULATION, CLASSIFIED BY SEX, GENERAL NATIVITY, COLOR, AND AGE PERIODS, FOR CITIES HAVING 100,000 INHABITANTS OR MORE: 1900—Continued.

BROOKLYN BOROUGH, N. Y.

| SEX, GENERAL NATIVITY, COLOR, AND CONJUGAL CONDITION. | Aggregate. | Under 15 years. | 15 to 19 years. | 20 to 24 years. | 25 to 29 years. | 30 to 34 years. | 35 to 44 years. | 45 to 54 years. | 55 to 64 years. | 65 years and over. | Age unknown. |
|---|------------|-----------------|-----------------|-----------------|-----------------|-----------------|-----------------|-----------------|-----------------|--------------------|--------------|
| MALES. | | | | | | | | | | | |
| Aggregate..... | 573,733 | 183,603 | 47,788 | 52,364 | 56,690 | 53,722 | 85,975 | 49,380 | 27,771 | 16,071 | 369 |
| Single..... | 339,461 | 183,596 | 47,580 | 48,274 | 27,625 | 15,208 | 14,504 | 4,968 | 1,901 | 794 | 11 |
| Married..... | 215,728 | 5 | 193 | 8,945 | 28,538 | 37,536 | 68,347 | 40,507 | 21,642 | 9,993 | 17 |
| Widowed..... | 17,678 | 3 | 111 | 462 | 913 | 2,966 | 3,785 | 4,175 | 5,263 | | |
| Divorced..... | 850 | 1 | 10 | 37 | 47 | 113 | 88 | 40 | 14 | | |
| Unknown..... | 516 | 2 | 6 | 24 | 28 | 18 | 45 | 32 | 13 | 7 | 341 |
| Native white—native parents..... | 153,080 | 64,851 | 14,755 | 13,452 | 12,389 | 10,382 | 15,458 | 10,658 | 6,619 | 4,164 | 352 |
| Single..... | 105,170 | 64,849 | 14,680 | 11,091 | 6,093 | 3,172 | 3,111 | 1,384 | 559 | 226 | 5 |
| Married..... | 48,589 | 2 | 72 | 2,810 | 6,167 | 6,980 | 11,639 | 8,436 | 5,179 | 2,743 | 11 |
| Widowed..... | 3,782 | 1 | 34 | 105 | 201 | 597 | 788 | 866 | 1,190 | | |
| Divorced..... | 125 | 4 | 12 | 20 | 38 | 35 | 13 | 3 | 2 | | |
| Unknown..... | 414 | 2 | 13 | 12 | 12 | 23 | 15 | 2 | 2 | | 386 |
| Native white—foreign parents..... | 235,354 | 107,641 | 23,570 | 23,332 | 22,387 | 18,226 | 26,192 | 9,918 | 3,100 | 981 | 7 |
| Single..... | 177,646 | 107,637 | 23,505 | 20,013 | 12,613 | 6,484 | 5,670 | 1,353 | 299 | 69 | 3 |
| Married..... | 54,332 | 2 | 61 | 3,270 | 9,539 | 11,340 | 19,437 | 7,738 | 2,338 | 607 | |
| Widowed..... | 3,250 | 1 | 42 | 212 | 387 | 387 | 1,040 | 806 | 458 | 304 | |
| Divorced..... | 99 | 3 | 3 | 20 | 13 | 39 | 21 | 2 | 3 | | |
| Unknown..... | 27 | 2 | 3 | 4 | 3 | 2 | 6 | | | | 4 |
| Foreign white..... | 175,887 | 9,098 | 8,760 | 14,419 | 20,621 | 23,927 | 42,610 | 27,979 | 17,680 | 10,786 | 7 |
| Single..... | 50,933 | 9,097 | 8,699 | 11,266 | 8,205 | 5,025 | 5,106 | 2,044 | 1,002 | 488 | 1 |
| Married..... | 114,408 | 1 | 53 | 3,114 | 12,263 | 18,582 | 36,195 | 23,762 | 13,362 | 6,566 | 5 |
| Widowed..... | 10,359 | 1 | 29 | 138 | 301 | 1,263 | 1,263 | 2,124 | 2,785 | 3,718 | |
| Divorced..... | 116 | 1 | 3 | 12 | 12 | 32 | 32 | 24 | 9 | | |
| Unknown..... | 71 | 1 | 7 | 12 | 7 | 14 | 17 | 7 | 7 | 5 | 1 |
| Colored (total) ¹ | 9,412 | 2,013 | 703 | 1,161 | 1,293 | 1,187 | 1,715 | 825 | 372 | 140 | 3 |
| Single..... | 5,712 | 2,013 | 696 | 904 | 714 | 527 | 617 | 187 | 41 | 11 | 2 |
| Married..... | 3,399 | 7 | 251 | 669 | 634 | 1,026 | 571 | 263 | 66 | 51 | 1 |
| Widowed..... | 287 | | 6 | 7 | 24 | 66 | 67 | 66 | 1 | 1 | |
| Divorced..... | 10 | | | 2 | 2 | 4 | | 1 | 1 | | |
| Unknown..... | 4 | | | 1 | | 2 | | 1 | | | |
| Persons of negro descent..... | 3,127 | 1,993 | 676 | 1,053 | 1,066 | 915 | 1,244 | 682 | 358 | 139 | 1 |
| Single..... | 4,667 | 1,993 | 669 | 303 | 518 | 296 | 264 | 84 | 30 | 10 | |
| Married..... | 3,175 | 7 | 245 | 538 | 596 | 915 | 535 | 261 | 77 | 7 | 1 |
| Widowed..... | 273 | | 5 | 7 | 21 | 61 | 63 | 65 | 51 | | |
| Divorced..... | 9 | | | 2 | 2 | 3 | | 1 | 1 | | |
| Unknown..... | 3 | | | 1 | | 1 | | 1 | | | |
| FEMALES. | | | | | | | | | | | |
| Aggregate..... | 592,849 | 183,601 | 53,189 | 61,927 | 60,335 | 52,140 | 79,880 | 49,906 | 30,665 | 21,065 | 91 |
| Single..... | 324,552 | 183,575 | 50,255 | 38,717 | 20,375 | 10,476 | 11,418 | 5,401 | 2,672 | 1,649 | 14 |
| Married..... | 214,373 | 26 | 2,335 | 22,723 | 38,505 | 38,924 | 59,334 | 31,322 | 14,505 | 5,130 | 19 |
| Widowed..... | 53,187 | 36 | 414 | 1,396 | 2,681 | 8,436 | 12,563 | 13,430 | 14,270 | | 6 |
| Divorced..... | 601 | 6 | 53 | 103 | 102 | 173 | 108 | 47 | 9 | | |
| Unknown..... | 136 | 7 | 20 | 6 | 7 | 14 | 12 | 11 | 7 | | 52 |
| Native white—native parents..... | 157,421 | 65,049 | 15,686 | 14,741 | 12,470 | 10,059 | 15,183 | 11,135 | 7,294 | 5,737 | 67 |
| Single..... | 102,229 | 65,046 | 14,929 | 9,212 | 4,444 | 2,585 | 2,932 | 1,612 | 922 | 543 | 4 |
| Married..... | 43,306 | 3 | 744 | 5,392 | 7,704 | 6,892 | 10,586 | 6,936 | 3,584 | 1,450 | 15 |
| Widowed..... | 11,606 | | 116 | 286 | 540 | 1,601 | 2,550 | 2,767 | 3,737 | | |
| Divorced..... | 205 | | 14 | 35 | 38 | 61 | 32 | 20 | 6 | | |
| Unknown..... | 75 | | 4 | 7 | 1 | 4 | 3 | 5 | 1 | | 48 |
| Native white—foreign parents..... | 247,304 | 107,388 | 25,550 | 26,551 | 24,529 | 19,696 | 27,705 | 10,881 | 3,635 | 1,362 | 7 |
| Single..... | 171,559 | 107,378 | 24,545 | 17,933 | 9,720 | 4,918 | 4,899 | 1,544 | 444 | 174 | 4 |
| Married..... | 65,481 | 10 | 986 | 3,416 | 14,142 | 13,636 | 19,618 | 6,712 | 1,661 | 299 | 1 |
| Widowed..... | 10,052 | 14 | 174 | 626 | 1,107 | 3,126 | 3,126 | 2,593 | 1,523 | 839 | |
| Divorced..... | 199 | 4 | 23 | 40 | 34 | 60 | 32 | 6 | 6 | | |
| Unknown..... | 13 | 1 | 5 | 1 | 1 | 2 | | 1 | | | 2 |
| Foreign white..... | 177,863 | 9,076 | 10,920 | 18,921 | 22,013 | 21,453 | 35,473 | 26,996 | 19,296 | 13,703 | 12 |
| Single..... | 45,469 | 9,063 | 9,332 | 10,488 | 5,656 | 2,775 | 3,333 | 2,138 | 1,272 | 907 | 5 |
| Married..... | 102,100 | 13 | 1,075 | 8,313 | 15,913 | 17,810 | 28,750 | 17,754 | 9,120 | 3,349 | 3 |
| Widowed..... | 30,077 | | 10 | 98 | 415 | 841 | 3,333 | 7,060 | 3,375 | 9,438 | 2 |
| Divorced..... | 172 | | 2 | 15 | 25 | 25 | 44 | 37 | 20 | 4 | |
| Unknown..... | 45 | | 1 | 7 | 4 | 2 | 8 | 7 | 9 | 5 | 2 |
| Colored (total) ¹ | 10,261 | 2,088 | 1,033 | 1,714 | 1,373 | 932 | 1,519 | 894 | 440 | 263 | 5 |
| Single..... | 5,295 | 2,088 | 949 | 1,084 | 555 | 198 | 254 | 107 | 34 | 25 | 1 |
| Married..... | 3,486 | | 80 | 602 | 746 | 586 | 830 | 420 | 140 | 32 | |
| Widowed..... | 1,452 | | 3 | 26 | 69 | 143 | 371 | 365 | 265 | 206 | 4 |
| Divorced..... | 25 | | 1 | 1 | 3 | 5 | 13 | 2 | 1 | | |
| Unknown..... | 3 | | 1 | 1 | | | 1 | | | | |
| Persons of negro descent..... | 10,240 | 2,078 | 1,031 | 1,710 | 1,371 | 931 | 1,518 | 893 | 440 | 263 | 5 |
| Single..... | 5,254 | 2,078 | 948 | 1,084 | 555 | 198 | 254 | 107 | 34 | 25 | 1 |
| Married..... | 3,476 | | 79 | 698 | 744 | 585 | 879 | 419 | 140 | 32 | |
| Widowed..... | 1,452 | | 3 | 26 | 69 | 143 | 371 | 365 | 265 | 206 | 4 |
| Divorced..... | 25 | | 1 | 1 | 3 | 5 | 13 | 2 | 1 | | |
| Unknown..... | 3 | | 1 | 1 | | | 1 | | | | |

¹ Persons of negro descent, Chinese, Japanese, and Indians.

CONJUGAL CONDITION.

TABLE 32.—CONJUGAL CONDITION OF THE AGGREGATE POPULATION, CLASSIFIED BY SEX, GENERAL NATIVITY, COLOR, AND AGE PERIODS, FOR CITIES HAVING 100,000 INHABITANTS OR MORE: 1900—Continued.

OMAHA, NEBR.

| SEX, GENERAL NATIVITY, COLOR, AND CONJUGAL CONDITION. | Aggregate. | Under 15 years. | 15 to 19 years. | 20 to 24 years. | 25 to 29 years. | 30 to 34 years. | 35 to 44 years. | 45 to 54 years. | 55 to 64 years. | 65 years and over. | Age unknown. |
|---|------------|-----------------|-----------------|-----------------|-----------------|-----------------|-----------------|-----------------|-----------------|--------------------|--------------|
| MALES. | | | | | | | | | | | |
| Aggregate | 54,098 | 14,263 | 4,255 | 5,323 | 6,401 | 5,689 | 9,553 | 4,882 | 2,410 | 1,257 | 60 |
| Single | 33,166 | 14,262 | 4,233 | 4,537 | 4,119 | 2,562 | 2,495 | 630 | 232 | 71 | 25 |
| Married | 18,847 | 1 | 21 | 760 | 2,167 | 2,966 | 6,496 | 3,759 | 1,848 | 811 | 18 |
| Widowed | 1,798 | | 1 | 15 | 63 | 112 | 465 | 450 | 815 | 369 | 3 |
| Divorced | 249 | | | 8 | 43 | 47 | 90 | 41 | 15 | 5 | |
| Unknown | 38 | | | 3 | 9 | 2 | 7 | 2 | | 1 | 14 |
| Native white—native parents | 23,247 | 5,955 | 1,826 | 2,571 | 3,141 | 2,499 | 3,847 | 1,911 | 965 | 495 | 37 |
| Single | 14,728 | 5,954 | 1,815 | 2,182 | 2,133 | 1,243 | 1,071 | 222 | 79 | 13 | 16 |
| Married | 7,678 | 1 | 10 | 376 | 942 | 1,175 | 2,496 | 1,486 | 744 | 342 | 6 |
| Widowed | 780 | | 1 | 6 | 36 | 50 | 222 | 188 | 137 | 138 | 2 |
| Divorced | 138 | | | 5 | 26 | 30 | 56 | 15 | 5 | 1 | |
| Unknown | 23 | | | 2 | 4 | 1 | 2 | | | 1 | 13 |
| Native white—foreign parents | 16,487 | 7,593 | 1,781 | 1,563 | 1,610 | 1,231 | 1,820 | 636 | 237 | 62 | 4 |
| Single | 12,974 | 7,593 | 1,726 | 1,366 | 1,065 | 566 | 513 | 103 | 29 | 4 | 4 |
| Married | 3,186 | | 5 | 192 | 516 | 629 | 1,195 | 452 | 165 | 32 | |
| Widowed | 280 | | | 3 | 15 | 31 | 93 | 75 | 37 | 26 | |
| Divorced | 44 | | | 1 | 12 | 5 | 14 | 6 | 6 | | |
| Unknown | 3 | | | 1 | 2 | | | | | | |
| Foreign white | 12,504 | 409 | 546 | 940 | 1,371 | 1,738 | 3,514 | 2,145 | 1,152 | 678 | 11 |
| Single | 4,356 | 409 | 544 | 794 | 750 | 642 | 788 | 259 | 116 | 52 | 2 |
| Married | 7,423 | | 2 | 142 | 607 | 1,057 | 2,580 | 1,701 | 899 | 426 | 9 |
| Widowed | 661 | | | 4 | 8 | 29 | 124 | 166 | 133 | 197 | |
| Divorced | 55 | | | | 4 | 10 | 17 | 4 | 4 | 3 | |
| Unknown | 9 | | | | 2 | | 5 | 2 | | | |
| Colored (total) ¹ | 1,855 | 306 | 152 | 249 | 279 | 221 | 372 | 190 | 56 | 22 | 8 |
| Single | 1,108 | 306 | 148 | 195 | 171 | 111 | 118 | 46 | 8 | 2 | 3 |
| Married | 660 | | 4 | 50 | 102 | 105 | 225 | 120 | 40 | 11 | 3 |
| Widowed | 72 | | | 2 | 4 | 2 | 26 | 21 | 8 | 8 | 1 |
| Divorced | 12 | | | 2 | 1 | 2 | 3 | 3 | | 1 | |
| Unknown | 3 | | | 1 | 1 | 1 | | | | | 1 |
| Persons of negro descent | 1,755 | 306 | 148 | 239 | 269 | 211 | 331 | 170 | 53 | 20 | 8 |
| Single | 1,038 | 306 | 144 | 185 | 162 | 102 | 91 | 35 | 8 | 2 | 3 |
| Married | 632 | | 4 | 50 | 101 | 104 | 211 | 112 | 38 | 9 | 3 |
| Widowed | 70 | | | 2 | 4 | 2 | 26 | 7 | 7 | 8 | 1 |
| Divorced | 12 | | | 2 | 1 | 2 | 3 | 3 | | 1 | |
| Unknown | 3 | | | 1 | 1 | 1 | | | | | 1 |
| FEMALES. | | | | | | | | | | | |
| Aggregate | 43,462 | 14,096 | 5,042 | 5,959 | 5,312 | 4,504 | 6,508 | 3,821 | 1,954 | 1,229 | 37 |
| Single | 26,281 | 14,094 | 4,692 | 3,768 | 1,934 | 842 | 592 | 240 | 76 | 29 | 14 |
| Married | 13,465 | 2 | 343 | 2,089 | 3,191 | 3,401 | 5,175 | 2,739 | 1,139 | 376 | 10 |
| Widowed | 3,465 | | 3 | 74 | 135 | 215 | 673 | 806 | 731 | 819 | 9 |
| Divorced | 236 | | 3 | 24 | 50 | 46 | 68 | 34 | 8 | 3 | |
| Unknown | 15 | | 1 | 4 | 2 | | 2 | 2 | | 2 | 4 |
| Native white—native parents | 19,505 | 5,847 | 2,018 | 2,440 | 2,127 | 1,734 | 2,500 | 1,488 | 806 | 526 | 19 |
| Single | 10,749 | 5,845 | 1,843 | 1,467 | 824 | 353 | 277 | 93 | 26 | 13 | 8 |
| Married | 7,254 | 2 | 172 | 927 | 1,219 | 1,277 | 1,940 | 1,087 | 475 | 150 | 5 |
| Widowed | 1,370 | | 2 | 28 | 58 | 83 | 246 | 298 | 298 | 361 | 4 |
| Divorced | 123 | | 1 | 15 | 30 | 21 | 37 | 11 | 7 | 1 | |
| Unknown | 9 | | | 3 | 1 | | | 2 | | 1 | 2 |
| Native white—foreign parents | 16,341 | 7,459 | 1,943 | 1,918 | 1,613 | 1,155 | 1,473 | 542 | 170 | 63 | 5 |
| Single | 11,884 | 7,459 | 1,846 | 1,361 | 656 | 265 | 179 | 49 | 14 | 3 | 2 |
| Married | 3,945 | | 94 | 532 | 904 | 817 | 1,122 | 358 | 93 | 23 | 2 |
| Widowed | 502 | | 1 | 17 | 40 | 57 | 158 | 129 | 63 | 37 | |
| Divorced | 57 | | 1 | 7 | 13 | 16 | 14 | 6 | | | |
| Unknown | 3 | | 1 | 1 | | | | | | | 1 |
| Foreign white | 10,925 | 407 | 907 | 1,324 | 1,373 | 1,452 | 2,266 | 1,655 | 929 | 605 | 7 |
| Single | 2,897 | 407 | 852 | 808 | 386 | 196 | 104 | 95 | 34 | 12 | 3 |
| Married | 6,642 | | 54 | 505 | 961 | 1,198 | 1,952 | 1,223 | 554 | 194 | 1 |
| Widowed | 1,340 | | | 10 | 20 | 51 | 199 | 321 | 340 | 396 | 3 |
| Divorced | 44 | | 1 | 1 | 5 | 7 | 11 | 16 | 1 | 2 | |
| Unknown | 2 | | | | 1 | | | | | 1 | |
| Colored (total) ¹ | 1,691 | 383 | 174 | 277 | 199 | 163 | 269 | 136 | 49 | 35 | 6 |
| Single | 801 | 383 | 151 | 132 | 68 | 28 | 32 | 3 | 2 | 1 | 1 |
| Married | 624 | | 23 | 125 | 107 | 109 | 161 | 71 | 17 | 9 | 2 |
| Widowed | 253 | | | 19 | 22 | 24 | 70 | 61 | 30 | 25 | 2 |
| Divorced | 12 | | | 1 | 2 | 2 | 6 | 1 | | | |
| Unknown | 1 | | | | | | | | | | 1 |
| Persons of negro descent | 1,688 | 383 | 174 | 276 | 199 | 162 | 268 | 136 | 49 | 35 | 6 |
| Single | 800 | 383 | 151 | 131 | 68 | 28 | 32 | 3 | 2 | 1 | 1 |
| Married | 623 | | 23 | 125 | 107 | 108 | 161 | 71 | 17 | 9 | 2 |
| Widowed | 252 | | | 19 | 22 | 24 | 69 | 61 | 30 | 25 | 2 |
| Divorced | 12 | | | 1 | 2 | 2 | 6 | 1 | | | |
| Unknown | 1 | | | | | | | | | | 1 |

¹ Persons of negro descent, Chinese, Japanese, and Indians.

STATISTICS OF POPULATION.

TABLE 32.—CONJUGAL CONDITION OF THE AGGREGATE POPULATION, CLASSIFIED BY SEX, GENERAL NATIVITY, COLOR, AND AGE PERIODS, FOR CITIES HAVING 100,000 INHABITANTS OR MORE: 1900—Continued.

PATERSON, N. J.

| SEX, GENERAL NATIVITY, COLOR, AND CONJUGAL CONDITION. | Aggregate. | Under 15 years. | 15 to 19 years. | 20 to 24 years. | 25 to 29 years. | 30 to 34 years. | 35 to 44 years. | 45 to 54 years. | 55 to 64 years. | 65 years and over. | Age unknown. |
|---|------------|-----------------|-----------------|-----------------|-----------------|-----------------|-----------------|-----------------|-----------------|--------------------|--------------|
| MALES. | | | | | | | | | | | |
| Aggregate..... | 51,889 | 16,580 | 4,767 | 4,945 | 5,099 | 4,545 | 7,294 | 4,453 | 2,745 | 1,498 | 13 |
| Single..... | 30,210 | 16,523 | 4,738 | 3,898 | 2,287 | 1,136 | 1,023 | 375 | 164 | 55 | 6 |
| Married..... | 19,999 | 1 | 27 | 1,024 | 2,751 | 3,315 | 6,025 | 3,715 | 2,170 | 969 | 1 |
| Widowed..... | 1,623 | | | 19 | 53 | 37 | 233 | 354 | 406 | 471 | |
| Divorced..... | 33 | | | 1 | 5 | 6 | 12 | 8 | 4 | 2 | |
| Unknown..... | 19 | 1 | 2 | 3 | 3 | 1 | | 1 | 1 | 1 | 6 |
| Native white—native parents..... | 11,519 | 4,424 | 1,136 | 1,046 | 1,019 | 814 | 1,293 | 862 | 555 | 362 | 8 |
| Single..... | 7,290 | 4,423 | 1,133 | 780 | 421 | 206 | 192 | 85 | 33 | 14 | 3 |
| Married..... | 3,889 | 1 | 3 | 262 | 580 | 584 | 1,051 | 700 | 452 | 255 | 1 |
| Widowed..... | 327 | | | 4 | 17 | 21 | 47 | 75 | 70 | 93 | |
| Divorced..... | 8 | | | | | 3 | 3 | 2 | | | |
| Unknown..... | 5 | | | | 1 | | | | | | 4 |
| Native white—foreign parents..... | 20,204 | 10,554 | 2,347 | 1,944 | 1,713 | 1,225 | 1,485 | 643 | 216 | 75 | 2 |
| Single..... | 16,187 | 10,553 | 2,336 | 1,617 | 900 | 373 | 287 | 94 | 21 | 5 | 1 |
| Married..... | 3,738 | | 11 | 318 | 794 | 822 | 1,135 | 495 | 168 | 45 | |
| Widowed..... | 212 | | | 8 | 16 | 28 | 59 | 51 | 27 | 23 | |
| Divorced..... | 15 | | | 1 | 3 | 2 | 4 | 3 | 2 | 2 | |
| Unknown..... | 2 | 1 | | | | | | | | | 1 |
| Foreign white..... | 19,494 | 1,410 | 1,242 | 1,878 | 2,267 | 2,434 | 4,384 | 2,891 | 1,946 | 1,042 | |
| Single..... | 6,357 | 1,410 | 1,230 | 1,445 | 909 | 532 | 502 | 187 | 108 | 94 | |
| Married..... | 12,051 | | 12 | 426 | 1,336 | 1,863 | 3,754 | 2,476 | 1,528 | 656 | |
| Widowed..... | 1,063 | | | 4 | 18 | 37 | 123 | 225 | 305 | 351 | |
| Divorced..... | 14 | | | | 2 | 1 | 5 | 2 | 4 | | |
| Unknown..... | 9 | | | 3 | 2 | 1 | 1 | 1 | 1 | 1 | |
| Colored (total) ¹ | 672 | 142 | 42 | 77 | 100 | 72 | 132 | 57 | 28 | 19 | 3 |
| Single..... | 376 | 142 | 39 | 56 | 57 | 25 | 42 | 9 | 2 | 2 | 2 |
| Married..... | 271 | | 1 | 18 | 41 | 46 | 86 | 44 | 22 | 13 | |
| Widowed..... | 21 | | | 3 | 2 | 1 | 4 | 3 | 4 | 4 | |
| Divorced..... | 1 | | | | | | | 1 | | 4 | |
| Unknown..... | 3 | | 2 | | | | | | | | 1 |
| Persons of negro descent..... | 542 | 142 | 39 | 63 | 71 | 53 | 82 | 43 | 22 | 19 | 3 |
| Single..... | 284 | 142 | 36 | 44 | 33 | 12 | 11 | 2 | | 2 | 2 |
| Married..... | 234 | | 1 | 16 | 36 | 40 | 68 | 42 | 18 | 13 | |
| Widowed..... | 20 | | | 3 | 2 | 1 | 3 | 3 | 4 | 4 | |
| Divorced..... | 1 | | | | | | | 1 | | 4 | |
| Unknown..... | 3 | | 2 | | | | | | | | 1 |
| FEMALES. | | | | | | | | | | | |
| Aggregate..... | 53,282 | 16,519 | 5,102 | 5,623 | 5,282 | 4,277 | 7,172 | 4,577 | 2,917 | 1,805 | 8 |
| Single..... | 29,170 | 16,517 | 4,802 | 3,462 | 1,750 | 893 | 1,001 | 457 | 188 | 97 | 3 |
| Married..... | 19,840 | 2 | 299 | 2,119 | 3,415 | 3,190 | 5,534 | 3,123 | 1,608 | 543 | 2 |
| Widowed..... | 4,184 | | 1 | 36 | 104 | 184 | 607 | 974 | 1,117 | 1,160 | 1 |
| Divorced..... | 83 | | | 5 | 13 | 8 | 30 | 18 | 4 | 5 | |
| Unknown..... | 5 | | | 1 | | 2 | | | | | 2 |
| Native white—native parents..... | 12,378 | 4,335 | 1,217 | 1,244 | 1,102 | 839 | 1,471 | 1,006 | 674 | 486 | 4 |
| Single..... | 7,279 | 4,335 | 1,143 | 744 | 389 | 206 | 255 | 112 | 58 | 36 | 1 |
| Married..... | 4,096 | | 73 | 485 | 633 | 596 | 1,058 | 636 | 375 | 138 | 2 |
| Widowed..... | 970 | | 1 | 12 | 24 | 34 | 146 | 204 | 239 | 310 | |
| Divorced..... | 31 | | | 3 | 6 | 2 | 12 | 4 | 2 | 2 | |
| Unknown..... | 2 | | | | 1 | | | | | | 1 |
| Native white—foreign parents..... | 21,092 | 10,685 | 2,395 | 2,201 | 1,809 | 1,259 | 1,666 | 690 | 271 | 116 | |
| Single..... | 16,178 | 10,685 | 2,300 | 1,564 | 777 | 356 | 347 | 101 | 38 | 10 | |
| Married..... | 4,326 | | 95 | 623 | 998 | 846 | 1,163 | 446 | 123 | 32 | |
| Widowed..... | 579 | | | 14 | 33 | 67 | 151 | 140 | 110 | 74 | |
| Divorced..... | 9 | | | | 1 | | 5 | 3 | | | |
| Unknown..... | | | | | | | | | | | |
| Foreign white..... | 19,172 | 1,373 | 1,432 | 2,078 | 2,255 | 2,118 | 3,950 | 2,823 | 1,947 | 1,192 | 4 |
| Single..... | 5,407 | 1,371 | 1,306 | 1,090 | 559 | 316 | 383 | 235 | 89 | 51 | 2 |
| Married..... | 11,149 | 2 | 126 | 976 | 1,649 | 1,712 | 3,254 | 1,962 | 1,098 | 370 | |
| Widowed..... | 2,576 | | | 9 | 43 | 86 | 296 | 615 | 758 | 768 | 1 |
| Divorced..... | 38 | | | 2 | 4 | 4 | 12 | 11 | 2 | 3 | |
| Unknown..... | 2 | | | 1 | | | | | | | 1 |
| Colored (total) ¹ | 640 | 126 | 58 | 100 | 116 | 61 | 85 | 58 | 25 | 11 | |
| Single..... | 306 | 126 | 53 | 64 | 25 | 15 | 11 | 9 | 3 | | |
| Married..... | 269 | | 5 | 35 | 85 | 36 | 69 | 34 | 12 | 3 | |
| Widowed..... | 59 | | | 1 | 4 | 7 | 14 | 15 | 10 | 8 | |
| Divorced..... | 5 | | | | 2 | 2 | 1 | | | | |
| Unknown..... | 1 | | | | 1 | 1 | | | | | |
| Persons of negro descent..... | 640 | 126 | 58 | 100 | 116 | 61 | 85 | 58 | 25 | 11 | |
| Single..... | 306 | 126 | 53 | 64 | 25 | 15 | 11 | 9 | 3 | | |
| Married..... | 269 | | 5 | 35 | 85 | 36 | 69 | 34 | 12 | 3 | |
| Widowed..... | 59 | | | 1 | 4 | 7 | 14 | 15 | 10 | 8 | |
| Divorced..... | 5 | | | | 2 | 2 | 1 | | | | |
| Unknown..... | 1 | | | | 1 | 1 | | | | | |

¹ Persons of negro descent, Chinese, Japanese, and Indians.

CONJUGAL CONDITION.

337

TABLE 32.—CONJUGAL CONDITION OF THE AGGREGATE POPULATION, CLASSIFIED BY SEX, GENERAL NATIVITY, COLOR, AND AGE PERIODS, FOR CITIES HAVING 100,000 INHABITANTS OR MORE: 1900—Continued.

PHILADELPHIA, PA.

| SEX, GENERAL NATIVITY, COLOR, AND CONJUGAL CONDITION. | Aggregate. | Under 15 years. | 15 to 19 years. | 20 to 24 years. | 25 to 29 years. | 30 to 34 years. | 35 to 44 years. | 45 to 54 years. | 55 to 64 years. | 65 years and over. | Age unknown. |
|---|------------|-----------------|-----------------|-----------------|-----------------|-----------------|-----------------|-----------------|-----------------|--------------------|--------------|
| MALES. | | | | | | | | | | | |
| Aggregate..... | 634,485 | 183,880 | 52,391 | 61,696 | 64,755 | 59,050 | 96,103 | 59,652 | 33,630 | 21,175 | 2,153 |
| Single..... | 372,441 | 183,872 | 52,127 | 51,090 | 33,017 | 18,387 | 19,989 | 8,298 | 3,308 | 1,583 | 770 |
| Married..... | 233,086 | 7 | 226 | 10,252 | 30,854 | 39,298 | 72,147 | 46,515 | 25,325 | 12,806 | 421 |
| Widowed..... | 21,437 | | 4 | 4,464 | 617 | 1,112 | 3,544 | 4,594 | 4,672 | 6,723 | 45 |
| Divorced..... | 745 | | 25 | 84 | 117 | 117 | 256 | 164 | 71 | 27 | 1 |
| Unknown..... | 1,776 | 1 | 34 | 163 | 133 | 141 | 167 | 81 | 54 | 36 | 916 |
| Native white—native parents..... | 257,231 | 86,521 | 24,095 | 25,776 | 24,336 | 20,375 | 31,664 | 22,122 | 12,807 | 7,909 | 1,626 |
| Single..... | 163,388 | 86,516 | 23,956 | 21,171 | 12,336 | 6,413 | 7,046 | 3,379 | 1,372 | 614 | 585 |
| Married..... | 84,530 | 5 | 118 | 4,464 | 11,626 | 13,382 | 23,177 | 16,909 | 9,712 | 4,927 | 210 |
| Widowed..... | 7,808 | | 67 | 264 | 480 | 1,251 | 1,718 | 1,666 | 2,847 | 15 | |
| Divorced..... | 378 | | 16 | 41 | 56 | 134 | 82 | 40 | 9 | | |
| Unknown..... | 1,127 | | 21 | 58 | 69 | 44 | 56 | 34 | 17 | 12 | 816 |
| Native white—foreign parents..... | 202,519 | 83,913 | 18,901 | 19,753 | 19,521 | 16,639 | 25,900 | 11,715 | 4,293 | 1,784 | 99 |
| Single..... | 146,260 | 83,913 | 18,851 | 17,134 | 11,293 | 6,114 | 6,290 | 1,939 | 515 | 178 | 33 |
| Married..... | 52,343 | 5 | 45 | 2,536 | 7,986 | 10,151 | 18,488 | 8,843 | 3,177 | 1,085 | 32 |
| Widowed..... | 3,504 | | 1 | 31 | 173 | 303 | 1,020 | 874 | 585 | 511 | 6 |
| Divorced..... | 208 | | 5 | 25 | 43 | 70 | 46 | 11 | 8 | | |
| Unknown..... | 204 | 1 | 4 | 47 | 44 | 28 | 32 | 13 | 5 | 2 | 28 |
| Foreign white..... | 144,518 | 7,034 | 7,399 | 12,326 | 16,434 | 18,409 | 32,983 | 23,115 | 15,521 | 11,023 | 274 |
| Single..... | 45,343 | 7,032 | 7,344 | 9,802 | 7,197 | 4,474 | 4,994 | 2,431 | 1,255 | 723 | 86 |
| Married..... | 89,635 | 2 | 47 | 2,467 | 9,054 | 13,631 | 26,886 | 18,903 | 11,953 | 6,557 | 135 |
| Widowed..... | 9,083 | | 2 | 14 | 116 | 238 | 1,001 | 1,722 | 2,264 | 3,710 | 16 |
| Divorced..... | 130 | | 3 | 18 | 14 | 41 | 30 | 18 | 10 | 1 | |
| Unknown..... | 327 | | 6 | 40 | 54 | 52 | 61 | 29 | 31 | 18 | 36 |
| Colored (total) ¹ | 30,217 | 6,411 | 1,996 | 3,841 | 4,464 | 3,627 | 5,556 | 2,700 | 1,009 | 459 | 154 |
| Single..... | 17,450 | 6,411 | 1,976 | 2,933 | 2,191 | 1,386 | 1,659 | 549 | 166 | 63 | 66 |
| Married..... | 11,578 | | 16 | 825 | 2,188 | 2,129 | 3,596 | 1,860 | 683 | 237 | 44 |
| Widowed..... | 1,042 | | 1 | 14 | 64 | 91 | 272 | 280 | 157 | 155 | 8 |
| Divorced..... | 29 | | 1 | 5 | 4 | 11 | 6 | 2 | | | |
| Unknown..... | 118 | | 3 | 18 | 16 | 17 | 18 | 5 | 1 | 4 | 36 |
| Persons of negro descent..... | 28,940 | 6,304 | 1,966 | 3,766 | 4,302 | 3,431 | 5,061 | 2,523 | 980 | 457 | 150 |
| Single..... | 16,549 | 6,304 | 1,946 | 2,918 | 2,067 | 1,243 | 1,339 | 454 | 150 | 63 | 65 |
| Married..... | 11,223 | | 16 | 815 | 2,151 | 2,079 | 3,423 | 1,732 | 671 | 237 | 44 |
| Widowed..... | 1,034 | | 1 | 14 | 64 | 90 | 272 | 276 | 156 | 153 | 8 |
| Divorced..... | 29 | | 1 | 5 | 4 | 11 | 6 | 2 | | | |
| Unknown..... | 105 | | 3 | 18 | 15 | 15 | 11 | 5 | 1 | 4 | 33 |
| FEMALES. | | | | | | | | | | | |
| Aggregate..... | 659,212 | 182,546 | 57,381 | 69,878 | 68,960 | 53,377 | 93,575 | 60,377 | 37,724 | 28,976 | 1,418 |
| Single..... | 359,078 | 182,522 | 54,404 | 45,472 | 26,713 | 14,779 | 17,582 | 8,857 | 4,730 | 3,447 | 572 |
| Married..... | 238,258 | 20 | 2,897 | 23,693 | 40,320 | 40,524 | 65,979 | 38,368 | 18,532 | 7,584 | 341 |
| Widowed..... | 59,902 | | 42 | 565 | 1,636 | 2,346 | 9,609 | 12,934 | 14,342 | 17,743 | 134 |
| Divorced..... | 1,027 | | 8 | 65 | 166 | 169 | 329 | 177 | 82 | 26 | 5 |
| Unknown..... | 947 | 3 | 30 | 83 | 75 | 59 | 76 | 41 | 38 | 176 | 366 |
| Native white—native parents..... | 264,680 | 86,073 | 24,854 | 27,075 | 24,691 | 20,126 | 32,349 | 22,941 | 14,377 | 11,445 | 749 |
| Single..... | 156,716 | 86,064 | 23,591 | 17,396 | 9,722 | 5,355 | 6,660 | 3,925 | 2,150 | 1,591 | 262 |
| Married..... | 85,462 | 8 | 1,223 | 9,414 | 14,249 | 13,643 | 22,221 | 14,347 | 7,199 | 2,965 | 188 |
| Widowed..... | 21,434 | 1 | 21 | 201 | 613 | 1,005 | 3,266 | 4,568 | 4,970 | 6,740 | 49 |
| Divorced..... | 515 | | 5 | 28 | 76 | 92 | 175 | 86 | 47 | 6 | |
| Unknown..... | 553 | | 14 | 36 | 31 | 26 | 27 | 15 | 11 | 143 | 250 |
| Native white—foreign parents..... | 211,574 | 82,585 | 20,117 | 21,727 | 20,953 | 17,346 | 27,703 | 12,628 | 5,199 | 2,714 | 102 |
| Single..... | 142,325 | 82,577 | 19,514 | 15,538 | 9,502 | 5,510 | 6,276 | 2,139 | 795 | 427 | 47 |
| Married..... | 58,629 | 7 | 585 | 6,015 | 10,918 | 11,476 | 18,619 | 7,871 | 2,491 | 619 | 28 |
| Widowed..... | 10,245 | | 11 | 132 | 464 | 800 | 2,702 | 2,571 | 1,902 | 1,653 | 10 |
| Divorced..... | 278 | | 3 | 17 | 47 | 51 | 91 | 46 | 10 | 13 | |
| Unknown..... | 97 | 1 | 4 | 25 | 22 | 9 | 15 | 1 | 1 | 2 | 17 |
| Foreign white..... | 149,151 | 6,863 | 9,056 | 15,560 | 18,472 | 16,984 | 28,552 | 22,280 | 16,999 | 13,941 | 439 |
| Single..... | 42,413 | 6,862 | 3,218 | 9,201 | 5,682 | 3,029 | 3,764 | 2,475 | 1,662 | 1,311 | 209 |
| Married..... | 82,182 | 5 | 825 | 6,226 | 12,402 | 13,279 | 22,140 | 14,894 | 8,456 | 3,869 | 86 |
| Widowed..... | 24,162 | | 4 | 107 | 343 | 642 | 2,580 | 4,854 | 6,335 | 8,730 | 62 |
| Divorced..... | 175 | | 14 | 31 | 18 | 46 | 37 | 21 | 6 | 2 | |
| Unknown..... | 219 | 1 | 9 | 12 | 9 | 16 | 22 | 20 | 25 | 25 | 80 |
| Colored (total) ¹ | 33,807 | 7,020 | 3,354 | 5,516 | 4,844 | 3,421 | 4,971 | 2,528 | 1,149 | 876 | 128 |
| Single..... | 17,624 | 7,019 | 3,081 | 3,337 | 1,807 | 885 | 882 | 318 | 123 | 118 | 54 |
| Married..... | 11,985 | | 264 | 2,038 | 2,751 | 2,121 | 2,999 | 1,256 | 386 | 131 | 39 |
| Widowed..... | 4,061 | | 6 | 125 | 261 | 399 | 1,061 | 941 | 635 | 620 | 13 |
| Divorced..... | 59 | | 6 | 12 | 8 | 8 | 17 | 8 | 4 | 1 | 3 |
| Unknown..... | 78 | 1 | 3 | 10 | 13 | 8 | 12 | 5 | 1 | 6 | 19 |
| Persons of negro descent..... | 33,673 | 6,956 | 3,302 | 5,508 | 4,841 | 3,418 | 4,969 | 2,528 | 1,149 | 874 | 128 |
| Single..... | 17,498 | 6,955 | 3,030 | 3,329 | 1,805 | 884 | 882 | 318 | 123 | 118 | 54 |
| Married..... | 11,980 | | 263 | 2,038 | 2,750 | 2,120 | 2,997 | 1,256 | 386 | 131 | 39 |
| Widowed..... | 4,058 | | 6 | 125 | 261 | 398 | 1,061 | 941 | 635 | 618 | 13 |
| Divorced..... | 59 | | 6 | 12 | 8 | 8 | 17 | 8 | 4 | 1 | 3 |
| Unknown..... | 78 | 1 | 3 | 10 | 13 | 8 | 12 | 5 | 1 | 6 | 19 |

¹ Persons of negro descent, Chinese, Japanese, and Indians.

STATISTICS OF POPULATION.

TABLE 32.—CONJUGAL CONDITION OF THE AGGREGATE POPULATION, CLASSIFIED BY SEX, GENERAL NATIVITY, COLOR, AND AGE PERIODS, FOR CITIES HAVING 100,000 INHABITANTS OR MORE: 1900—Continued.

PITTSBURG, PA.

| SEX, GENERAL NATIVITY, COLOR, AND CONJUGAL CONDITION, | Aggregate. | Under 15 years. | 15 to 19 years. | 20 to 24 years. | 25 to 29 years. | 30 to 34 years. | 35 to 44 years. | 45 to 54 years. | 55 to 64 years. | 65 years and over. | Age unknown. |
|---|------------|-----------------|-----------------|-----------------|-----------------|-----------------|-----------------|-----------------|-----------------|--------------------|--------------|
| MALES. | | | | | | | | | | | |
| Aggregate..... | 165,646 | 51,145 | 14,671 | 17,720 | 17,871 | 16,067 | 24,296 | 13,659 | 6,667 | 3,370 | 180 |
| Single..... | 102,638 | 51,135 | 14,591 | 14,767 | 9,574 | 5,233 | 5,010 | 1,601 | 488 | 183 | 56 |
| Married..... | 58,743 | 9 | 65 | 2,877 | 8,139 | 10,571 | 18,430 | 11,101 | 5,309 | 2,187 | 55 |
| Widowed..... | 3,936 | 1 | 2 | 31 | 120 | 229 | 781 | 918 | 854 | 998 | 3 |
| Divorced..... | 144 | 1 | 7 | 14 | 22 | 50 | 35 | 35 | 13 | 1 | 1 |
| Unknown..... | 185 | 1 | 12 | 38 | 24 | 12 | 25 | 4 | 3 | 1 | 65 |
| Native white—native parents..... | 50,109 | 19,366 | 4,997 | 5,516 | 5,018 | 4,129 | 5,652 | 3,213 | 1,466 | 683 | 69 |
| Single..... | 34,710 | 19,360 | 4,962 | 4,494 | 2,654 | 1,385 | 1,288 | 394 | 110 | 43 | 20 |
| Married..... | 14,324 | 5 | 32 | 992 | 2,311 | 2,666 | 4,136 | 4,261 | 1,166 | 444 | 7 |
| Widowed..... | 922 | 1 | 1 | 9 | 40 | 62 | 194 | 239 | 182 | 195 | 1 |
| Divorced..... | 62 | 1 | 1 | 6 | 5 | 12 | 20 | 12 | 6 | 1 | 1 |
| Unknown..... | 91 | 1 | 3 | 15 | 8 | 4 | 14 | 3 | 2 | 1 | 41 |
| Native white—foreign parents..... | 59,271 | 27,551 | 6,376 | 5,778 | 5,377 | 4,219 | 5,925 | 2,790 | 920 | 329 | 11 |
| Single..... | 45,582 | 27,548 | 6,352 | 4,984 | 3,119 | 1,580 | 1,453 | 411 | 103 | 27 | 5 |
| Married..... | 12,977 | 3 | 17 | 769 | 2,214 | 2,563 | 4,261 | 2,220 | 726 | 200 | 4 |
| Widowed..... | 645 | 1 | 1 | 8 | 34 | 68 | 190 | 153 | 89 | 102 | 1 |
| Divorced..... | 34 | 1 | 1 | 1 | 4 | 5 | 16 | 6 | 2 | 1 | 1 |
| Unknown..... | 33 | 1 | 6 | 11 | 6 | 3 | 5 | 1 | 1 | 1 | 2 |
| Foreign white..... | 46,687 | 2,283 | 2,575 | 5,005 | 6,047 | 6,516 | 10,982 | 6,899 | 4,054 | 2,257 | 69 |
| Single..... | 16,541 | 2,282 | 2,564 | 4,097 | 2,999 | 1,827 | 1,741 | 655 | 249 | 101 | 26 |
| Married..... | 28,069 | 1 | 10 | 892 | 3,008 | 4,618 | 8,939 | 5,810 | 3,274 | 1,483 | 84 |
| Widowed..... | 2,010 | 1 | 1 | 7 | 29 | 64 | 288 | 421 | 526 | 672 | 2 |
| Divorced..... | 36 | 1 | 1 | 1 | 5 | 4 | 11 | 12 | 4 | 1 | 1 |
| Unknown..... | 31 | 1 | 1 | 9 | 6 | 3 | 3 | 1 | 1 | 1 | 7 |
| Colored (total) ¹ | 9,579 | 1,945 | 723 | 1,426 | 1,429 | 1,203 | 1,737 | 757 | 227 | 101 | 31 |
| Single..... | 5,805 | 1,945 | 713 | 1,192 | 802 | 441 | 528 | 141 | 26 | 12 | 5 |
| Married..... | 3,373 | 1 | 6 | 224 | 606 | 724 | 1,094 | 506 | 143 | 60 | 10 |
| Widowed..... | 359 | 1 | 1 | 7 | 17 | 35 | 109 | 105 | 57 | 29 | 1 |
| Divorced..... | 12 | 1 | 1 | 1 | 1 | 3 | 3 | 5 | 1 | 1 | 1 |
| Unknown..... | 30 | 3 | 3 | 3 | 4 | 2 | 3 | 1 | 1 | 1 | 15 |
| Persons of negro descent..... | 9,427 | 1,943 | 722 | 1,417 | 1,415 | 1,180 | 1,667 | 727 | 224 | 101 | 31 |
| Single..... | 5,721 | 1,943 | 712 | 1,183 | 788 | 425 | 493 | 134 | 26 | 12 | 5 |
| Married..... | 3,306 | 1 | 6 | 224 | 606 | 717 | 1,060 | 483 | 140 | 60 | 10 |
| Widowed..... | 358 | 1 | 1 | 7 | 17 | 35 | 108 | 105 | 57 | 29 | 1 |
| Divorced..... | 12 | 1 | 1 | 1 | 1 | 1 | 3 | 5 | 1 | 1 | 1 |
| Unknown..... | 30 | 3 | 3 | 3 | 4 | 2 | 3 | 1 | 1 | 1 | 15 |
| FEMALES. | | | | | | | | | | | |
| Aggregate..... | 155,970 | 50,311 | 15,488 | 18,061 | 16,429 | 13,064 | 19,659 | 11,949 | 6,666 | 4,244 | 99 |
| Single..... | 88,252 | 50,309 | 14,457 | 11,040 | 5,453 | 2,637 | 2,594 | 1,051 | 444 | 247 | 20 |
| Married..... | 56,574 | 1 | 1,007 | 6,862 | 10,531 | 9,823 | 15,072 | 8,439 | 3,658 | 1,142 | 39 |
| Widowed..... | 10,846 | 1 | 15 | 132 | 377 | 553 | 1,911 | 2,433 | 2,564 | 2,346 | 25 |
| Divorced..... | 237 | 1 | 2 | 12 | 58 | 48 | 79 | 25 | 8 | 4 | 1 |
| Unknown..... | 61 | 7 | 7 | 15 | 10 | 3 | 3 | 1 | 2 | 5 | 15 |
| Native white—native parents..... | 49,456 | 19,015 | 5,363 | 5,888 | 4,906 | 3,579 | 5,033 | 3,014 | 1,628 | 999 | 31 |
| Single..... | 31,895 | 19,015 | 5,045 | 3,680 | 1,777 | 885 | 882 | 371 | 165 | 67 | 8 |
| Married..... | 14,749 | 1 | 309 | 2,155 | 3,000 | 2,510 | 3,617 | 2,041 | 850 | 257 | 10 |
| Widowed..... | 2,706 | 1 | 7 | 46 | 112 | 168 | 499 | 598 | 611 | 673 | 2 |
| Divorced..... | 86 | 1 | 1 | 4 | 17 | 20 | 38 | 8 | 2 | 1 | 1 |
| Unknown..... | 20 | 1 | 3 | 3 | 4 | 1 | 2 | 1 | 1 | 1 | 11 |
| Native white—foreign parents..... | 60,913 | 27,040 | 6,497 | 6,437 | 5,810 | 4,273 | 6,244 | 2,994 | 1,111 | 500 | 7 |
| Single..... | 43,068 | 27,039 | 6,261 | 4,479 | 2,331 | 1,159 | 1,171 | 393 | 126 | 57 | 2 |
| Married..... | 15,504 | 229 | 1,914 | 3,290 | 2,925 | 2,925 | 4,424 | 2,019 | 568 | 134 | 1 |
| Widowed..... | 2,251 | 3 | 34 | 117 | 174 | 621 | 576 | 413 | 309 | 309 | 4 |
| Divorced..... | 74 | 1 | 5 | 18 | 15 | 27 | 6 | 2 | 2 | 1 | 1 |
| Unknown..... | 16 | 4 | 5 | 4 | 4 | 1 | 1 | 1 | 1 | 1 | 1 |
| Foreign white..... | 37,985 | 2,216 | 2,955 | 4,617 | 4,563 | 4,433 | 7,313 | 5,488 | 3,733 | 2,614 | 48 |
| Single..... | 9,628 | 2,215 | 2,569 | 2,355 | 1,043 | 486 | 448 | 258 | 140 | 107 | 7 |
| Married..... | 23,125 | 1 | 380 | 2,225 | 3,433 | 3,807 | 6,272 | 4,102 | 2,164 | 732 | 19 |
| Widowed..... | 5,174 | 1 | 4 | 32 | 74 | 133 | 583 | 1,121 | 1,435 | 1,768 | 19 |
| Divorced..... | 42 | 1 | 2 | 9 | 6 | 10 | 7 | 4 | 4 | 3 | 3 |
| Unknown..... | 16 | 1 | 3 | 4 | 4 | 1 | 1 | 1 | 1 | 1 | 3 |
| Colored (total) ¹ | 7,616 | 2,040 | 673 | 1,119 | 1,150 | 774 | 1,069 | 453 | 194 | 131 | 13 |
| Single..... | 3,661 | 2,040 | 582 | 526 | 252 | 107 | 93 | 29 | 13 | 16 | 3 |
| Married..... | 3,196 | 1 | 89 | 563 | 808 | 581 | 759 | 277 | 36 | 19 | 9 |
| Widowed..... | 715 | 1 | 20 | 74 | 78 | 208 | 143 | 95 | 95 | 96 | 1 |
| Divorced..... | 35 | 1 | 1 | 1 | 14 | 7 | 9 | 4 | 1 | 1 | 1 |
| Unknown..... | 9 | 1 | 1 | 4 | 2 | 1 | 1 | 1 | 1 | 1 | 1 |
| Persons of negro descent..... | 7,613 | 2,039 | 672 | 1,118 | 1,150 | 774 | 1,069 | 453 | 194 | 131 | 13 |
| Single..... | 3,660 | 2,039 | 582 | 526 | 252 | 107 | 93 | 29 | 13 | 16 | 3 |
| Married..... | 3,194 | 1 | 88 | 567 | 808 | 581 | 759 | 277 | 36 | 19 | 9 |
| Widowed..... | 715 | 1 | 20 | 74 | 78 | 208 | 143 | 95 | 95 | 96 | 1 |
| Divorced..... | 35 | 1 | 1 | 1 | 14 | 7 | 9 | 4 | 1 | 1 | 1 |
| Unknown..... | 9 | 1 | 1 | 4 | 2 | 1 | 1 | 1 | 1 | 1 | 1 |

¹ Persons of negro descent, Chinese, Japanese, and Indians.

CONJUGAL CONDITION.

TABLE 32.—CONJUGAL CONDITION OF THE AGGREGATE POPULATION, CLASSIFIED BY SEX, GENERAL NATIVITY, COLOR, AND AGE PERIODS, FOR CITIES HAVING 100,000 INHABITANTS OR MORE: 1900—Continued.

PROVIDENCE, R. I.

| SEX, GENERAL NATIVITY, COLOR, AND CONJUGAL CONDITION. | Aggregate. | Under 15 years. | 15 to 19 years. | 20 to 24 years. | 25 to 29 years. | 30 to 34 years. | 35 to 44 years. | 45 to 54 years. | 55 to 64 years. | 65 years and over. | Age unknown. |
|---|------------|-----------------|-----------------|-----------------|-----------------|-----------------|-----------------|-----------------|-----------------|--------------------|--------------|
| MALES. | | | | | | | | | | | |
| Aggregate..... | 85,072 | 23,094 | 7,389 | 8,402 | 8,883 | 8,057 | 12,624 | 8,630 | 4,863 | 2,979 | 201 |
| Single..... | 48,611 | 23,091 | 7,312 | 7,073 | 4,759 | 2,545 | 2,866 | 970 | 333 | 148 | 14 |
| Married..... | 32,904 | 3 | 26 | 1,303 | 4,014 | 5,324 | 9,642 | 6,944 | 3,783 | 1,846 | 19 |
| Widowed..... | 3,089 | | | 11 | 80 | 146 | 524 | 629 | 716 | 960 | 3 |
| Divorced..... | 286 | | | 3 | 22 | 38 | 85 | 82 | 28 | 23 | |
| Unknown..... | 202 | | 1 | 7 | 8 | 4 | 7 | 5 | 3 | 2 | 165 |
| Native white—native parents..... | 26,441 | 7,040 | 2,194 | 2,427 | 2,346 | 2,058 | 3,515 | 3,126 | 2,051 | 1,510 | 174 |
| Single..... | 14,286 | 7,039 | 2,185 | 2,001 | 1,155 | 620 | 658 | 878 | 169 | 74 | 7 |
| Married..... | 10,718 | 1 | 9 | 412 | 1,147 | 1,370 | 2,658 | 2,494 | 1,640 | 978 | 9 |
| Widowed..... | 1,082 | | | 4 | 29 | 42 | 149 | 197 | 223 | 437 | 1 |
| Divorced..... | 181 | | | 5 | 11 | 25 | 48 | 55 | 17 | 20 | |
| Unknown..... | 174 | | | 5 | 4 | 1 | 2 | 2 | 2 | 1 | 157 |
| Native white—foreign parents..... | 29,324 | 13,734 | 3,259 | 3,084 | 2,611 | 2,013 | 2,949 | 1,267 | 340 | 112 | 5 |
| Single..... | 23,292 | 13,732 | 3,253 | 2,707 | 1,718 | 872 | 748 | 215 | 35 | 8 | 4 |
| Married..... | 5,583 | 2 | 6 | 322 | 869 | 1,091 | 2,033 | 942 | 248 | 69 | 1 |
| Widowed..... | 400 | | | 4 | 19 | 40 | 149 | 97 | 56 | 35 | |
| Divorced..... | 44 | | | 1 | 4 | 8 | 17 | 13 | 1 | | |
| Unknown..... | 5 | | | 1 | 1 | 2 | 2 | | | | |
| Foreign white..... | 26,766 | 1,768 | 1,715 | 2,698 | 3,617 | 3,717 | 5,689 | 3,926 | 2,381 | 1,302 | 18 |
| Single..... | 9,676 | 1,768 | 1,705 | 2,185 | 1,726 | 963 | 844 | 320 | 116 | 61 | 3 |
| Married..... | 15,545 | | 9 | 507 | 1,855 | 2,692 | 4,623 | 3,282 | 1,302 | 769 | 6 |
| Widowed..... | 1,474 | | | 3 | 27 | 59 | 202 | 309 | 403 | 469 | 2 |
| Divorced..... | 52 | | | 2 | 6 | 2 | 17 | 12 | 10 | 3 | |
| Unknown..... | 19 | | 1 | 1 | 3 | 1 | 3 | 3 | | | 7 |
| Colored (total) ¹ | 2,541 | 567 | 171 | 243 | 309 | 269 | 471 | 311 | 141 | 55 | 4 |
| Single..... | 1,357 | 567 | 169 | 180 | 160 | 90 | 116 | 57 | 13 | 5 | |
| Married..... | 1,058 | | 2 | 62 | 143 | 171 | 323 | 226 | 98 | 30 | 3 |
| Widowed..... | 113 | | | 5 | 5 | 5 | 24 | 26 | 34 | 19 | |
| Divorced..... | 9 | | | 1 | 3 | 3 | 3 | 2 | | | |
| Unknown..... | 4 | | | 1 | | | | | 1 | 1 | 1 |
| Persons of negro descent..... | 2,283 | 563 | 169 | 231 | 233 | 212 | 371 | 263 | 134 | 53 | 4 |
| Single..... | 1,214 | 563 | 167 | 173 | 139 | 53 | 70 | 34 | 11 | 4 | |
| Married..... | 944 | | 2 | 57 | 138 | 151 | 274 | 202 | 88 | 29 | 3 |
| Widowed..... | 112 | | | 5 | 5 | 5 | 24 | 25 | 34 | 19 | |
| Divorced..... | 9 | | | 1 | 1 | 3 | 3 | 2 | | | |
| Unknown..... | 4 | | | 1 | | | | | 1 | 1 | 1 |
| FEMALES. | | | | | | | | | | | |
| Aggregate..... | 90,525 | 23,185 | 7,821 | 9,875 | 9,824 | 7,964 | 12,877 | 9,128 | 5,659 | 4,110 | 82 |
| Single..... | 49,077 | 23,182 | 7,434 | 6,915 | 4,364 | 2,227 | 2,560 | 1,226 | 710 | 437 | 22 |
| Married..... | 32,523 | 1 | 378 | 2,382 | 5,200 | 5,343 | 8,945 | 5,871 | 2,838 | 1,051 | 14 |
| Widowed..... | 8,283 | 2 | 4 | 45 | 171 | 311 | 1,196 | 1,902 | 2,059 | 2,593 | |
| Divorced..... | 569 | | 4 | 31 | 82 | 77 | 174 | 126 | 50 | 25 | |
| Unknown..... | 73 | | 1 | 2 | 7 | 6 | 2 | 3 | 2 | 4 | 46 |
| Native white—native parents..... | 27,982 | 7,033 | 2,315 | 2,580 | 2,489 | 2,046 | 3,586 | 3,300 | 2,333 | 2,190 | 60 |
| Single..... | 14,546 | 7,031 | 2,211 | 1,762 | 1,081 | 583 | 775 | 514 | 348 | 235 | 6 |
| Married..... | 9,915 | 1 | 99 | 792 | 1,316 | 1,333 | 2,413 | 2,142 | 1,253 | 551 | 10 |
| Widowed..... | 3,142 | 1 | 1 | 14 | 48 | 90 | 295 | 573 | 743 | 1,377 | |
| Divorced..... | 322 | | 3 | 12 | 41 | 38 | 97 | 70 | 37 | 24 | |
| Unknown..... | 57 | | 1 | 3 | 3 | 2 | 1 | 1 | 2 | 3 | 44 |
| Native white—foreign parents..... | 31,451 | 13,842 | 3,364 | 3,424 | 3,210 | 2,337 | 3,301 | 1,449 | 366 | 151 | 7 |
| Single..... | 23,746 | 13,842 | 3,266 | 2,677 | 1,782 | 918 | 921 | 250 | 64 | 20 | 6 |
| Married..... | 6,645 | | 98 | 723 | 1,356 | 1,315 | 2,033 | 903 | 169 | 43 | |
| Widowed..... | 949 | | | 12 | 52 | 85 | 303 | 277 | 128 | 87 | |
| Divorced..... | 108 | | | 12 | 19 | 19 | 34 | 18 | 5 | 1 | |
| Unknown..... | 3 | | | 1 | 1 | | 1 | | | | 1 |
| Foreign white..... | 28,544 | 1,715 | 1,919 | 3,579 | 3,852 | 3,358 | 5,569 | 4,082 | 2,730 | 1,680 | 10 |
| Single..... | 9,572 | 1,714 | 1,761 | 2,309 | 1,414 | 675 | 787 | 440 | 289 | 176 | 7 |
| Married..... | 15,021 | | 156 | 1,249 | 2,356 | 2,554 | 4,240 | 2,668 | 1,360 | 435 | 3 |
| Widowed..... | 3,823 | 1 | 1 | 15 | 61 | 109 | 506 | 943 | 1,124 | 1,063 | |
| Divorced..... | 111 | | 1 | 4 | 18 | 16 | 35 | 30 | 7 | | |
| Unknown..... | 12 | | | 2 | 3 | 4 | 1 | 1 | | 1 | |
| Colored (total) ¹ | 2,543 | 595 | 223 | 292 | 273 | 223 | 421 | 297 | 130 | 89 | 5 |
| Single..... | 1,213 | 595 | 196 | 167 | 87 | 51 | 77 | 22 | 9 | 6 | 3 |
| Married..... | 942 | | 25 | 118 | 172 | 141 | 249 | 153 | 56 | 22 | 1 |
| Widowed..... | 364 | | 2 | 4 | 10 | 27 | 87 | 109 | 64 | 61 | |
| Divorced..... | 28 | | | 3 | 4 | 4 | 8 | 8 | 1 | | |
| Unknown..... | 1 | | | | | | | | | | 1 |
| Persons of negro descent..... | 2,534 | 592 | 223 | 290 | 273 | 223 | 418 | 294 | 130 | 86 | 5 |
| Single..... | 1,209 | 592 | 196 | 167 | 87 | 51 | 76 | 22 | 9 | 6 | 3 |
| Married..... | 936 | | 25 | 116 | 172 | 141 | 248 | 156 | 56 | 21 | 1 |
| Widowed..... | 360 | | 2 | 4 | 10 | 27 | 86 | 108 | 64 | 59 | |
| Divorced..... | 28 | | | 3 | 4 | 4 | 8 | 8 | 1 | | |
| Unknown..... | 1 | | | | | | | | | | 1 |

¹ Persons of negro descent, Chinese, Japanese, and Indians.

STATISTICS OF POPULATION.

TABLE 32.—CONJUGAL CONDITION OF THE AGGREGATE POPULATION, CLASSIFIED BY SEX, GENERAL NATIVITY, COLOR, AND AGE PERIODS, FOR CITIES HAVING 100,000 INHABITANTS OR MORE: 1900—Continued.

ROCHESTER, N. Y.

| SEX, GENERAL NATIVITY, COLOR, AND CONJUGAL CONDITION. | Aggregate. | Under 15 years. | 15 to 19 years. | 20 to 24 years. | 25 to 29 years. | 30 to 34 years. | 35 to 44 years. | 45 to 54 years. | 55 to 64 years. | 65 years and over. | Age unknown. |
|---|------------|-----------------|-----------------|-----------------|-----------------|-----------------|-----------------|-----------------|-----------------|--------------------|--------------|
| MALES. | | | | | | | | | | | |
| Aggregate..... | 77,520 | 23,337 | 7,365 | 7,261 | 7,054 | 6,776 | 11,389 | 7,188 | 3,975 | 3,001 | 174 |
| Single..... | 45,342 | 23,336 | 7,338 | 6,166 | 3,627 | 1,923 | 1,805 | 715 | 248 | 145 | 39 |
| Married..... | 29,749 | 1 | 27 | 1,067 | 3,351 | 4,727 | 9,263 | 6,061 | 3,268 | 1,918 | 66 |
| Widowed..... | 2,211 | | | 10 | 53 | 98 | 288 | 333 | 446 | 927 | 6 |
| Divorced..... | 92 | | | 2 | 13 | 19 | 25 | 3 | 3 | 4 | 1 |
| Unknown..... | 126 | | | 16 | 10 | 9 | 8 | 2 | 10 | 7 | 62 |
| Native white—native parents..... | 25,378 | 9,674 | 2,770 | 2,403 | 2,128 | 1,757 | 2,621 | 1,865 | 1,180 | 868 | 112 |
| Single..... | 16,740 | 9,674 | 2,757 | 2,007 | 1,070 | 450 | 443 | 201 | 78 | 41 | 19 |
| Married..... | 7,925 | | 13 | 390 | 1,034 | 1,271 | 2,081 | 1,560 | 980 | 565 | 31 |
| Widowed..... | 610 | | | 2 | 19 | 27 | 89 | 92 | 120 | 257 | 4 |
| Divorced..... | 30 | | | | 4 | 6 | 6 | 11 | 1 | 1 | |
| Unknown..... | 73 | | | 4 | 1 | 3 | 2 | 1 | 1 | 3 | 58 |
| Native white—foreign parents..... | 32,338 | 12,632 | 3,532 | 3,382 | 3,109 | 2,727 | 4,314 | 1,955 | 512 | 156 | 19 |
| Single..... | 23,101 | 12,632 | 3,524 | 2,936 | 1,804 | 1,004 | 869 | 260 | 50 | 13 | 9 |
| Married..... | 8,816 | | 8 | 492 | 1,274 | 1,678 | 3,313 | 1,590 | 402 | 111 | 8 |
| Widowed..... | 368 | | | 6 | 18 | 40 | 116 | 98 | 58 | 32 | |
| Divorced..... | 32 | | | 1 | 8 | 4 | 12 | 7 | | | |
| Unknown..... | 21 | | | 7 | 5 | 1 | 4 | | 2 | | 2 |
| Foreign white..... | 19,501 | 967 | 1,019 | 1,439 | 1,792 | 2,260 | 4,413 | 3,326 | 2,275 | 1,969 | 41 |
| Single..... | 5,326 | 966 | 1,014 | 1,192 | 742 | 453 | 455 | 249 | 119 | 90 | 11 |
| Married..... | 12,396 | 1 | 5 | 239 | 1,030 | 1,759 | 3,837 | 2,881 | 1,880 | 1,239 | 25 |
| Widowed..... | 1,220 | | | 2 | 15 | 30 | 82 | 188 | 267 | 634 | 2 |
| Divorced..... | 28 | | | 1 | 1 | 9 | 7 | 5 | 2 | 2 | 1 |
| Unknown..... | 31 | | | 5 | 4 | 4 | 2 | 3 | 7 | 4 | 2 |
| Colored (total) ¹ | 303 | 64 | 44 | 37 | 25 | 32 | 41 | 42 | 8 | 8 | 2 |
| Single..... | 175 | 64 | 43 | 31 | 11 | 11 | 8 | 5 | 1 | 1 | |
| Married..... | 112 | | 1 | 6 | 13 | 19 | 32 | 30 | 6 | 3 | 2 |
| Widowed..... | 13 | | | | 1 | 1 | 1 | 5 | 1 | 4 | |
| Divorced..... | 2 | | | | | | | 2 | | | |
| Unknown..... | 1 | | | | | 1 | | | | | |
| Persons of negro descent..... | 291 | 63 | 44 | 36 | 24 | 30 | 36 | 40 | 8 | 8 | 2 |
| Single..... | 170 | 63 | 43 | 30 | 10 | 10 | 8 | 4 | 1 | 1 | |
| Married..... | 106 | | 1 | 6 | 13 | 19 | 27 | 29 | 6 | 3 | 2 |
| Widowed..... | 13 | | | | 1 | 1 | 1 | 5 | 1 | 4 | |
| Divorced..... | 2 | | | | | | | 2 | | | |
| Unknown..... | | | | | | | | | | | |
| FEMALES. | | | | | | | | | | | |
| Aggregate..... | 85,088 | 23,389 | 7,794 | 8,633 | 8,220 | 7,421 | 12,577 | 7,961 | 4,826 | 4,081 | 186 |
| Single..... | 47,054 | 23,387 | 7,525 | 6,126 | 3,637 | 2,052 | 2,420 | 1,088 | 472 | 296 | 56 |
| Married..... | 30,065 | 1 | 259 | 2,457 | 4,480 | 5,037 | 8,937 | 5,220 | 2,454 | 1,133 | 67 |
| Widowed..... | 7,737 | | 6 | 38 | 180 | 282 | 1,117 | 1,613 | 1,885 | 2,641 | 25 |
| Divorced..... | 163 | | | 5 | 20 | 26 | 52 | 43 | 14 | 6 | 1 |
| Unknown..... | 64 | | 3 | 7 | 3 | 4 | 1 | 2 | 1 | 5 | 37 |
| Native white—native parents..... | 27,100 | 9,599 | 2,355 | 2,680 | 2,255 | 1,825 | 2,909 | 2,126 | 1,438 | 1,310 | 103 |
| Single..... | 16,965 | 9,598 | 2,745 | 1,372 | 961 | 542 | 599 | 322 | 180 | 120 | 26 |
| Married..... | 7,801 | 1 | 103 | 786 | 1,247 | 1,190 | 2,025 | 1,379 | 710 | 322 | 38 |
| Widowed..... | 2,227 | | 4 | 17 | 40 | 82 | 269 | 401 | 544 | 364 | 6 |
| Divorced..... | 65 | | | 3 | 7 | 9 | 16 | 24 | 4 | 2 | |
| Unknown..... | 42 | | 3 | 2 | | 2 | | | | 2 | 33 |
| Native white—foreign parents..... | 36,460 | 12,735 | 3,747 | 3,977 | 3,765 | 3,264 | 5,466 | 2,473 | 773 | 242 | 13 |
| Single..... | 24,147 | 12,734 | 3,656 | 2,956 | 1,864 | 1,057 | 1,299 | 443 | 102 | 26 | 10 |
| Married..... | 10,624 | | 39 | 1,009 | 1,833 | 2,071 | 3,651 | 1,513 | 385 | 62 | 6 |
| Widowed..... | 1,618 | | 1 | 9 | 57 | 122 | 491 | 503 | 281 | 163 | 1 |
| Divorced..... | 63 | | | 1 | 9 | 13 | 25 | 9 | 5 | 1 | |
| Unknown..... | 8 | | 1 | 3 | 2 | 1 | | | | | 1 |
| Foreign white..... | 21,217 | 978 | 1,161 | 1,922 | 2,173 | 2,306 | 4,155 | 3,340 | 2,603 | 2,516 | 63 |
| Single..... | 5,733 | 978 | 1,095 | 1,263 | 801 | 452 | 518 | 313 | 190 | 149 | 19 |
| Married..... | 11,533 | | 65 | 643 | 1,335 | 1,774 | 3,279 | 2,307 | 1,356 | 747 | 22 |
| Widowed..... | 3,849 | | 1 | 8 | 32 | 75 | 347 | 703 | 1,051 | 1,614 | 13 |
| Divorced..... | 38 | | | 1 | 4 | 4 | 10 | 2 | 5 | 3 | 1 |
| Unknown..... | 14 | | | 2 | 1 | 1 | 1 | 2 | 1 | 3 | 3 |
| Colored (total) ¹ | 311 | 77 | 31 | 54 | 27 | 26 | 47 | 22 | 12 | 13 | 2 |
| Single..... | 159 | 77 | 29 | 35 | 11 | 1 | 4 | | | 1 | 1 |
| Married..... | 107 | | 2 | 14 | 15 | 22 | 32 | 16 | 3 | 2 | 1 |
| Widowed..... | 43 | | | 4 | 1 | 3 | 10 | 6 | 9 | 10 | |
| Divorced..... | 2 | | | 1 | | | 1 | | | | |
| Unknown..... | | | | | | | | | | | |
| Persons of negro descent..... | 310 | 77 | 31 | 53 | 27 | 26 | 47 | 22 | 12 | 13 | 2 |
| Single..... | 159 | 77 | 29 | 35 | 11 | 1 | 4 | | | 1 | 1 |
| Married..... | 106 | | 2 | 13 | 15 | 22 | 32 | 16 | 3 | 2 | 1 |
| Widowed..... | 43 | | | 4 | 1 | 3 | 10 | 6 | 9 | 10 | |
| Divorced..... | 2 | | | 1 | | | 1 | | | | |
| Unknown..... | | | | | | | | | | | |

¹ Persons of negro descent, Chinese, Japanese, and Indians.

CONJUGAL CONDITION.

TABLE 32.—CONJUGAL CONDITION OF THE AGGREGATE POPULATION, CLASSIFIED BY SEX, GENERAL NATIVITY, COLOR, AND AGE PERIODS, FOR CITIES HAVING 100,000 INHABITANTS OR MORE: 1900—Continued.

ST. JOSEPH, MO.

| SEX, GENERAL NATIVITY, COLOR, AND CONJUGAL CONDITION. | Aggregate. | Under 15 years. | 15 to 19 years. | 20 to 24 years. | 25 to 29 years. | 30 to 34 years. | 35 to 44 years. | 45 to 54 years. | 55 to 64 years. | 65 years and over. | Age unknown. |
|---|------------|-----------------|-----------------|-----------------|-----------------|-----------------|-----------------|-----------------|-----------------|--------------------|--------------|
| MALES. | | | | | | | | | | | |
| Aggregate..... | 56,681 | 15,999 | 4,957 | 6,276 | 7,681 | 5,966 | 8,575 | 3,948 | 2,086 | 1,108 | 85 |
| Single..... | 37,779 | 15,999 | 4,989 | 5,458 | 5,264 | 3,022 | 2,447 | 428 | 142 | 50 | 30 |
| Married..... | 16,760 | 15 | 785 | 2,263 | 2,696 | 5,408 | 3,121 | 1,671 | 774 | 27 | 27 |
| Widowed..... | 1,745 | 2 | 17 | 90 | 182 | 561 | 353 | 259 | 4 | 2 | 2 |
| Divorced..... | 352 | 10 | 60 | 65 | 155 | 45 | 13 | 4 | 1 | 1 | 1 |
| Unknown..... | 45 | 1 | 6 | 4 | 4 | 4 | 1 | 1 | 1 | 1 | 26 |
| Native white—native parents..... | 38,380 | 11,847 | 3,437 | 4,330 | 5,211 | 3,928 | 5,551 | 2,377 | 1,116 | 586 | 47 |
| Single..... | 26,657 | 11,847 | 3,422 | 3,773 | 3,573 | 2,046 | 1,604 | 267 | 75 | 28 | 17 |
| Married..... | 10,416 | 13 | 535 | 1,533 | 1,734 | 3,462 | 1,862 | 885 | 382 | 10 | 10 |
| Widowed..... | 1,027 | 2 | 10 | 60 | 105 | 365 | 211 | 149 | 124 | 1 | 1 |
| Divorced..... | 252 | 9 | 38 | 43 | 117 | 36 | 7 | 2 | 2 | 1 | 1 |
| Unknown..... | 28 | 3 | 2 | 2 | 2 | 3 | 1 | 1 | 1 | 1 | 19 |
| Native white—foreign parents..... | 10,296 | 3,128 | 965 | 1,154 | 1,473 | 1,161 | 1,554 | 587 | 287 | 81 | 6 |
| Single..... | 7,251 | 3,128 | 964 | 1,017 | 1,015 | 608 | 428 | 66 | 19 | 2 | 4 |
| Married..... | 2,711 | 1 | 133 | 482 | 504 | 1,002 | 405 | 179 | 53 | 2 | 2 |
| Widowed..... | 281 | 1 | 13 | 86 | 102 | 65 | 38 | 25 | 1 | 1 | 1 |
| Divorced..... | 52 | 1 | 1 | 13 | 18 | 22 | 1 | 1 | 1 | 1 | 1 |
| Unknown..... | 1 | 1 | 1 | 1 | 1 | 1 | 1 | 1 | 1 | 1 | 1 |
| Foreign white..... | 4,634 | 195 | 180 | 323 | 470 | 533 | 1,032 | 808 | 637 | 446 | 10 |
| Single..... | 1,554 | 195 | 179 | 270 | 282 | 184 | 305 | 78 | 39 | 18 | 4 |
| Married..... | 2,734 | 1 | 51 | 174 | 174 | 325 | 659 | 673 | 533 | 312 | 6 |
| Widowed..... | 313 | 1 | 1 | 9 | 20 | 57 | 51 | 61 | 114 | 1 | 1 |
| Divorced..... | 27 | 1 | 1 | 3 | 3 | 10 | 6 | 4 | 1 | 1 | 1 |
| Unknown..... | 6 | 1 | 1 | 2 | 2 | 1 | 1 | 1 | 1 | 1 | 1 |
| Colored (total) ¹ | 3,371 | 829 | 375 | 469 | 527 | 344 | 438 | 226 | 96 | 45 | 22 |
| Single..... | 2,317 | 829 | 374 | 398 | 389 | 184 | 110 | 17 | 9 | 2 | 5 |
| Married..... | 899 | 66 | 124 | 133 | 124 | 133 | 285 | 181 | 74 | 27 | 9 |
| Widowed..... | 124 | 4 | 8 | 21 | 37 | 26 | 11 | 16 | 1 | 1 | 1 |
| Divorced..... | 21 | 6 | 6 | 6 | 6 | 6 | 2 | 1 | 1 | 1 | 1 |
| Unknown..... | 10 | 1 | 1 | 1 | 1 | 1 | 1 | 1 | 1 | 1 | 7 |
| Persons of negro descent..... | 3,364 | 829 | 375 | 469 | 527 | 344 | 432 | 225 | 96 | 45 | 22 |
| Single..... | 2,313 | 829 | 374 | 398 | 389 | 184 | 106 | 17 | 9 | 2 | 5 |
| Married..... | 896 | 66 | 124 | 133 | 124 | 133 | 283 | 180 | 74 | 27 | 9 |
| Widowed..... | 124 | 4 | 8 | 21 | 37 | 26 | 11 | 16 | 1 | 1 | 1 |
| Divorced..... | 21 | 6 | 6 | 6 | 6 | 6 | 2 | 1 | 1 | 1 | 1 |
| Unknown..... | 10 | 1 | 1 | 1 | 1 | 1 | 1 | 1 | 1 | 1 | 7 |
| FEMALES. | | | | | | | | | | | |
| Aggregate..... | 46,298 | 14,910 | 5,068 | 5,755 | 4,968 | 3,885 | 5,658 | 3,158 | 1,811 | 1,009 | 81 |
| Single..... | 26,870 | 14,908 | 4,747 | 3,775 | 1,865 | 804 | 505 | 140 | 65 | 39 | 27 |
| Married..... | 16,373 | 6 | 299 | 1,857 | 2,875 | 2,825 | 4,622 | 2,402 | 1,107 | 355 | 25 |
| Widowed..... | 2,707 | 7 | 68 | 153 | 202 | 450 | 569 | 627 | 613 | 18 | 18 |
| Divorced..... | 327 | 14 | 58 | 78 | 53 | 80 | 42 | 10 | 2 | 1 | 1 |
| Unknown..... | 21 | 1 | 2 | 2 | 2 | 1 | 1 | 2 | 2 | 1 | 11 |
| Native white—native parents..... | 30,489 | 10,962 | 3,402 | 3,710 | 3,145 | 2,442 | 3,434 | 1,832 | 991 | 521 | 50 |
| Single..... | 18,426 | 10,957 | 3,164 | 2,340 | 1,098 | 455 | 262 | 72 | 37 | 19 | 22 |
| Married..... | 10,337 | 5 | 1,275 | 1,896 | 1,829 | 2,872 | 1,434 | 618 | 179 | 11 | 11 |
| Widowed..... | 1,495 | 7 | 52 | 99 | 125 | 251 | 301 | 331 | 321 | 8 | 8 |
| Divorced..... | 220 | 13 | 43 | 51 | 33 | 49 | 25 | 4 | 2 | 1 | 1 |
| Unknown..... | 11 | 1 | 1 | 1 | 1 | 1 | 1 | 1 | 1 | 1 | 9 |
| Native white—foreign parents..... | 9,132 | 2,988 | 1,100 | 1,247 | 1,126 | 826 | 1,142 | 453 | 177 | 70 | 3 |
| Single..... | 5,863 | 2,987 | 1,057 | 902 | 486 | 232 | 158 | 32 | 6 | 3 | 1 |
| Married..... | 2,869 | 42 | 336 | 600 | 541 | 885 | 330 | 110 | 22 | 2 | 2 |
| Widowed..... | 348 | 7 | 28 | 43 | 79 | 86 | 59 | 45 | 1 | 1 | 1 |
| Divorced..... | 52 | 1 | 2 | 12 | 10 | 20 | 5 | 2 | 1 | 1 | 1 |
| Unknown..... | 11 | 1 | 1 | 1 | 1 | 1 | 1 | 1 | 1 | 1 | 1 |
| Foreign white..... | 3,781 | 182 | 191 | 341 | 377 | 407 | 637 | 670 | 555 | 364 | 7 |
| Single..... | 907 | 182 | 178 | 223 | 154 | 64 | 41 | 31 | 17 | 16 | 1 |
| Married..... | 2,243 | 13 | 113 | 213 | 213 | 325 | 588 | 512 | 338 | 139 | 2 |
| Widowed..... | 608 | 3 | 3 | 7 | 14 | 55 | 122 | 195 | 209 | 3 | 3 |
| Divorced..... | 18 | 1 | 2 | 1 | 3 | 3 | 5 | 4 | 1 | 1 | 1 |
| Unknown..... | 5 | 1 | 1 | 1 | 1 | 1 | 1 | 1 | 1 | 1 | 1 |
| Colored (total) ¹ | 2,896 | 778 | 375 | 457 | 320 | 210 | 395 | 198 | 88 | 54 | 21 |
| Single..... | 1,674 | 777 | 348 | 310 | 127 | 53 | 44 | 5 | 5 | 1 | 4 |
| Married..... | 924 | 26 | 133 | 166 | 130 | 277 | 126 | 41 | 15 | 10 | 10 |
| Widowed..... | 256 | 6 | 19 | 20 | 19 | 65 | 60 | 42 | 38 | 6 | 6 |
| Divorced..... | 37 | 7 | 8 | 8 | 7 | 8 | 7 | 7 | 1 | 1 | 1 |
| Unknown..... | 5 | 1 | 1 | 1 | 1 | 1 | 1 | 1 | 1 | 1 | 1 |
| Persons of negro descent..... | 2,896 | 778 | 375 | 457 | 320 | 210 | 395 | 198 | 88 | 54 | 21 |
| Single..... | 1,674 | 777 | 348 | 310 | 127 | 53 | 44 | 5 | 5 | 1 | 4 |
| Married..... | 924 | 26 | 133 | 166 | 130 | 277 | 126 | 41 | 15 | 10 | 10 |
| Widowed..... | 256 | 6 | 19 | 20 | 19 | 65 | 60 | 42 | 38 | 6 | 6 |
| Divorced..... | 37 | 7 | 8 | 8 | 7 | 8 | 7 | 7 | 1 | 1 | 1 |
| Unknown..... | 5 | 1 | 1 | 1 | 1 | 1 | 1 | 1 | 1 | 1 | 1 |

¹Persons of negro descent, Chinese, Japanese, and Indians.

STATISTICS OF POPULATION.

TABLE 32.—CONJUGAL CONDITION OF THE AGGREGATE POPULATION, CLASSIFIED BY SEX, GENERAL NATIVITY, COLOR, AND AGE PERIODS, FOR CITIES HAVING 100,000 INHABITANTS OR MORE: 1900—Continued.

ST. LOUIS, MO.

| SEX, GENERAL NATIVITY, COLOR, AND CONJUGAL CONDITION. | Aggregate. | Under 15 years. | 15 to 19 years. | 20 to 24 years. | 25 to 29 years. | 30 to 34 years. | 35 to 44 years. | 45 to 54 years. | 55 to 64 years. | 65 years and over. | Age unknown. |
|---|------------|-----------------|-----------------|-----------------|-----------------|-----------------|-----------------|-----------------|-----------------|--------------------|--------------|
| MALES. | | | | | | | | | | | |
| Aggregate..... | 288,197 | 85,546 | 25,573 | 28,928 | 29,303 | 27,472 | 42,296 | 24,471 | 13,989 | 8,906 | 1,713 |
| Single..... | 174,528 | 85,538 | 25,445 | 24,199 | 15,389 | 9,056 | 8,968 | 3,440 | 1,461 | 788 | 294 |
| Married..... | 102,979 | 2 | 112 | 4,623 | 13,535 | 17,807 | 31,677 | 19,028 | 10,464 | 5,393 | 338 |
| Widowed..... | 8,842 | | 1 | 61 | 278 | 485 | 1,411 | 1,845 | 1,984 | 2,740 | 42 |
| Divorced..... | 601 | | 2 | 15 | 68 | 92 | 202 | 185 | 68 | 21 | 3 |
| Unknown..... | 1,247 | 6 | 13 | 30 | 43 | 32 | 38 | 23 | 12 | 14 | 1,036 |
| Native white—native parents..... | 95,492 | 41,837 | 9,839 | 8,943 | 8,419 | 6,810 | 9,170 | 5,398 | 2,741 | 1,605 | 1,230 |
| Single..... | 68,223 | 41,833 | 9,285 | 7,275 | 4,255 | 2,187 | 2,049 | 776 | 283 | 125 | 165 |
| Married..... | 24,225 | 2 | 46 | 1,628 | 4,043 | 4,464 | 6,726 | 4,132 | 2,078 | 987 | 119 |
| Widowed..... | 1,832 | | | 20 | 79 | 117 | 322 | 444 | 359 | 485 | 6 |
| Divorced..... | 176 | | 1 | 5 | 22 | 22 | 65 | 35 | 20 | 5 | 1 |
| Unknown..... | 1,036 | 2 | 7 | 15 | 20 | 20 | 8 | 11 | 1 | 3 | 949 |
| Native white—foreign parents..... | 115,852 | 38,315 | 12,968 | 14,469 | 13,876 | 12,322 | 16,452 | 5,534 | 1,453 | 412 | 51 |
| Single..... | 80,736 | 38,313 | 12,924 | 12,520 | 7,823 | 4,329 | 3,684 | 874 | 194 | 49 | 27 |
| Married..... | 33,281 | | 38 | 1,917 | 5,905 | 7,741 | 12,157 | 4,215 | 1,055 | 239 | 14 |
| Widowed..... | 1,581 | | 1 | 19 | 108 | 202 | 528 | 400 | 192 | 127 | 4 |
| Divorced..... | 203 | | | 7 | 26 | 44 | 74 | 41 | 10 | 1 | |
| Unknown..... | 51 | 2 | 5 | 6 | 9 | 6 | 9 | 4 | 2 | 2 | 6 |
| Foreign white..... | 59,034 | 1,495 | 1,752 | 3,362 | 4,820 | 6,346 | 13,671 | 11,843 | 9,033 | 6,483 | 229 |
| Single..... | 15,447 | 1,495 | 1,745 | 2,762 | 2,231 | 1,816 | 2,450 | 1,461 | 896 | 525 | 65 |
| Married..... | 38,794 | | 7 | 586 | 2,530 | 4,431 | 10,323 | 9,542 | 6,824 | 3,935 | 116 |
| Widowed..... | 4,568 | | | 8 | 42 | 84 | 344 | 792 | 1,278 | 2,000 | 20 |
| Divorced..... | 157 | | | 2 | 7 | 12 | 45 | 44 | 31 | 15 | 1 |
| Unknown..... | 73 | | | 4 | 10 | 3 | 9 | 4 | 9 | 7 | 27 |
| Colored (total) ¹ | 17,819 | 3,899 | 1,514 | 2,154 | 2,188 | 1,994 | 3,008 | 1,696 | 762 | 406 | 203 |
| Single..... | 10,122 | 3,897 | 1,491 | 1,642 | 1,075 | 724 | 785 | 329 | 88 | 44 | 47 |
| Married..... | 6,679 | | 21 | 492 | 1,057 | 1,171 | 1,971 | 1,139 | 507 | 232 | 39 |
| Widowed..... | 866 | | | 14 | 44 | 82 | 217 | 209 | 160 | 128 | 12 |
| Divorced..... | 65 | | 1 | 1 | 8 | 14 | 18 | 15 | 7 | 1 | 1 |
| Unknown..... | 87 | 2 | 1 | 5 | 4 | 3 | 12 | 4 | | 2 | 54 |
| Persons of negro descent..... | 17,496 | 3,893 | 1,510 | 2,145 | 2,170 | 1,926 | 2,870 | 1,623 | 752 | 404 | 203 |
| Single..... | 9,863 | 3,891 | 1,487 | 1,635 | 1,058 | 665 | 684 | 274 | 80 | 42 | 47 |
| Married..... | 6,519 | | 21 | 490 | 1,056 | 1,162 | 1,941 | 1,123 | 505 | 232 | 39 |
| Widowed..... | 362 | | | 14 | 44 | 82 | 215 | 207 | 160 | 128 | 12 |
| Divorced..... | 65 | | 1 | 1 | 8 | 14 | 18 | 15 | 7 | 1 | 1 |
| Unknown..... | 87 | 2 | 1 | 5 | 4 | 3 | 12 | 4 | | 2 | 54 |
| FEMALES. | | | | | | | | | | | |
| Aggregate..... | 287,041 | 85,078 | 28,664 | 32,452 | 30,415 | 25,085 | 37,555 | 22,890 | 14,186 | 9,809 | 907 |
| Single..... | 154,969 | 85,060 | 26,716 | 19,655 | 10,603 | 5,108 | 4,874 | 1,629 | 712 | 432 | 180 |
| Married..... | 102,815 | 12 | 1,872 | 12,241 | 18,436 | 18,209 | 27,686 | 14,638 | 6,837 | 2,498 | 286 |
| Widowed..... | 27,693 | | 40 | 409 | 1,065 | 1,566 | 4,669 | 6,398 | 6,558 | 6,347 | 151 |
| Divorced..... | 995 | | 15 | 110 | 209 | 177 | 273 | 136 | 53 | 14 | 8 |
| Unknown..... | 569 | 6 | 21 | 37 | 52 | 35 | 53 | 39 | 26 | 18 | 232 |
| Native white—native parents..... | 93,757 | 41,707 | 10,428 | 9,718 | 8,001 | 5,827 | 8,149 | 4,867 | 2,829 | 1,784 | 447 |
| Single..... | 62,290 | 41,701 | 9,637 | 5,432 | 2,550 | 1,116 | 1,037 | 428 | 200 | 103 | 36 |
| Married..... | 25,010 | 4 | 755 | 4,070 | 5,031 | 4,223 | 5,691 | 3,133 | 1,379 | 409 | 115 |
| Widowed..... | 3,837 | | 20 | 153 | 332 | 435 | 1,114 | 1,258 | 1,235 | 1,263 | 22 |
| Divorced..... | 331 | | 9 | 48 | 73 | 45 | 96 | 42 | 14 | 2 | 2 |
| Unknown..... | 289 | 2 | 7 | 15 | 15 | 8 | 11 | 6 | 1 | 2 | 222 |
| Native white—foreign parents..... | 123,318 | 37,948 | 14,401 | 16,583 | 15,552 | 12,821 | 17,618 | 6,086 | 1,631 | 546 | 32 |
| Single..... | 75,685 | 37,941 | 13,726 | 11,014 | 6,163 | 3,066 | 2,832 | 573 | 137 | 44 | 39 |
| Married..... | 41,523 | 3 | 659 | 5,390 | 8,891 | 9,015 | 12,735 | 3,873 | 800 | 131 | 26 |
| Widowed..... | 5,754 | | 6 | 122 | 333 | 629 | 1,927 | 1,584 | 727 | 368 | 8 |
| Divorced..... | 391 | | 1 | 43 | 95 | 94 | 103 | 43 | 10 | 2 | |
| Unknown..... | 115 | 4 | 9 | 14 | 20 | 17 | 21 | 13 | 7 | 1 | 9 |
| Foreign white..... | 51,932 | 1,492 | 2,033 | 3,766 | 4,392 | 4,693 | 9,109 | 10,365 | 8,917 | 6,975 | 130 |
| Single..... | 9,170 | 1,488 | 1,833 | 2,059 | 1,221 | 663 | 729 | 548 | 338 | 256 | 30 |
| Married..... | 29,373 | 4 | 197 | 1,673 | 3,042 | 3,797 | 7,406 | 6,914 | 4,338 | 1,376 | 76 |
| Widowed..... | 13,100 | | 2 | 19 | 99 | 200 | 914 | 2,343 | 4,149 | 4,320 | 54 |
| Divorced..... | 168 | | 2 | 7 | 13 | 25 | 45 | 41 | 25 | 9 | 1 |
| Unknown..... | 116 | | 4 | 3 | 17 | 8 | 15 | 19 | 17 | 14 | 19 |
| Colored (total) ¹ | 18,034 | 3,931 | 1,797 | 2,385 | 2,470 | 1,739 | 2,679 | 1,572 | 759 | 504 | 193 |
| Single..... | 7,974 | 3,930 | 1,520 | 1,150 | 669 | 258 | 276 | 80 | 37 | 29 | 25 |
| Married..... | 6,904 | 1 | 261 | 1,103 | 1,522 | 1,174 | 1,654 | 768 | 270 | 32 | 69 |
| Widowed..... | 3,002 | | 12 | 115 | 251 | 292 | 714 | 713 | 447 | 391 | 67 |
| Divorced..... | 105 | | 3 | 12 | 28 | 13 | 29 | 10 | 4 | 1 | 5 |
| Unknown..... | 49 | | 1 | 5 | | 2 | 6 | 1 | 1 | 1 | 32 |
| Persons of negro descent..... | 18,020 | 3,931 | 1,795 | 2,384 | 2,467 | 1,739 | 2,675 | 1,570 | 753 | 503 | 193 |
| Single..... | 7,970 | 3,930 | 1,518 | 1,150 | 668 | 258 | 276 | 79 | 37 | 29 | 25 |
| Married..... | 6,900 | 1 | 261 | 1,102 | 1,520 | 1,174 | 1,653 | 768 | 270 | 32 | 69 |
| Widowed..... | 2,996 | | 12 | 115 | 251 | 292 | 711 | 712 | 446 | 390 | 67 |
| Divorced..... | 105 | | 3 | 12 | 28 | 13 | 29 | 10 | 4 | 1 | 5 |
| Unknown..... | 49 | | 1 | 5 | | 2 | 6 | 1 | 1 | 1 | 32 |

¹ Persons of negro descent, Chinese, Japanese, and Indians.

CONJUGAL CONDITION.

TABLE 32.—CONJUGAL CONDITION OF THE AGGREGATE POPULATION, CLASSIFIED BY SEX, GENERAL NATIVITY, COLOR, AND AGE PERIODS, FOR CITIES HAVING 100,000 INHABITANTS OR MORE: 1900—Continued.

ST. PAUL, MINN.

| SEX, GENERAL NATIVITY, COLOR, AND CONJUGAL CONDITION. | Aggregate. | Under 15 years. | 15 to 19 years. | 20 to 24 years. | 25 to 29 years. | 30 to 34 years. | 35 to 44 years. | 45 to 54 years. | 55 to 64 years. | 65 years and over. | Age unknown. |
|---|------------|-----------------|-----------------|-----------------|-----------------|-----------------|-----------------|-----------------|-----------------|--------------------|--------------|
| MALES. | | | | | | | | | | | |
| Aggregate | 84,405 | 25,034 | 6,828 | 8,149 | 8,732 | 7,959 | 14,604 | 6,984 | 3,118 | 2,148 | 849 |
| Single | 54,955 | 25,033 | 6,788 | 7,330 | 5,804 | 3,482 | 3,990 | 1,046 | 304 | 195 | 383 |
| Married | 27,337 | 1 | 14 | 775 | 2,852 | 4,335 | 10,123 | 5,387 | 2,388 | 1,345 | 117 |
| Widowed | 2,060 | | 1 | 12 | 36 | 94 | 403 | 496 | 409 | 601 | 3 |
| Divorced | 162 | | | 4 | 12 | 29 | 59 | 42 | 11 | 3 | 2 |
| Unknown | 491 | | 25 | 28 | 28 | 19 | 29 | 13 | 6 | 4 | 339 |
| Native white—native parents | 22,966 | 7,559 | 1,884 | 2,818 | 2,493 | 2,046 | 3,335 | 1,631 | 699 | 477 | 524 |
| Single | 16,101 | 7,558 | 1,860 | 2,092 | 1,751 | 1,050 | 1,196 | 310 | 62 | 23 | 199 |
| Married | 5,901 | 1 | 3 | 208 | 713 | 942 | 1,974 | 1,177 | 529 | 312 | 47 |
| Widowed | 542 | | | 3 | 14 | 28 | 127 | 123 | 102 | 141 | 4 |
| Divorced | 64 | | | 3 | 5 | 12 | 23 | 17 | 2 | | 2 |
| Unknown | 358 | | 21 | 17 | 10 | 14 | 15 | 4 | | 1 | 272 |
| Native white—foreign parents | 35,203 | 16,509 | 3,646 | 3,478 | 3,437 | 2,594 | 3,921 | 1,116 | 261 | 125 | 116 |
| Single | 23,610 | 16,509 | 3,637 | 3,163 | 2,398 | 1,232 | 1,311 | 209 | 37 | 16 | 98 |
| Married | 6,195 | | 6 | 300 | 1,016 | 1,329 | 2,491 | 789 | 184 | 68 | 12 |
| Widowed | 328 | | | 6 | 10 | 27 | 99 | 106 | 39 | 41 | |
| Divorced | 35 | | | 1 | 4 | 5 | 15 | 10 | | | |
| Unknown | 35 | | 3 | 8 | 9 | 1 | 5 | 2 | 1 | | 6 |
| Foreign white | 24,874 | 784 | 1,230 | 2,209 | 2,601 | 3,116 | 7,022 | 4,123 | 2,118 | 1,514 | 157 |
| Single | 8,844 | 784 | 1,223 | 1,950 | 1,524 | 1,098 | 1,357 | 495 | 197 | 152 | 64 |
| Married | 14,763 | | 5 | 255 | 1,057 | 1,966 | 5,469 | 3,356 | 1,631 | 950 | 54 |
| Widowed | 1,146 | | 1 | 1 | 11 | 37 | 172 | 254 | 260 | 406 | 4 |
| Divorced | 54 | | | 2 | 11 | 17 | 12 | 9 | 3 | | |
| Unknown | 67 | | 1 | 3 | 7 | 4 | 7 | 6 | 1 | 3 | 35 |
| Colored (total) ¹ | 1,362 | 182 | 68 | 144 | 201 | 203 | 326 | 114 | 40 | 32 | 52 |
| Single | 800 | 182 | 68 | 125 | 131 | 102 | 126 | 32 | 8 | 4 | 22 |
| Married | 478 | | | 17 | 66 | 98 | 189 | 65 | 24 | 15 | 4 |
| Widowed | 44 | | | 2 | 1 | 2 | 5 | 13 | 8 | 13 | |
| Divorced | 9 | | | | 1 | 1 | 4 | 3 | | | |
| Unknown | 31 | | | 2 | 2 | | 2 | 1 | | | 26 |
| Persons of negro descent | 1,327 | 181 | 66 | 141 | 200 | 200 | 307 | 110 | 39 | 32 | 51 |
| Single | 777 | 181 | 66 | 123 | 130 | 99 | 117 | 29 | 7 | 4 | 21 |
| Married | 466 | | | 16 | 66 | 98 | 179 | 64 | 24 | 15 | 4 |
| Widowed | 44 | | | 2 | 1 | 2 | 5 | 13 | 8 | 13 | |
| Divorced | 9 | | | | 1 | 1 | 4 | 3 | | | |
| Unknown | 31 | | | 2 | 2 | | 2 | 1 | | | 26 |
| FEMALES. | | | | | | | | | | | |
| Aggregate | 78,660 | 25,071 | 7,934 | 9,254 | 8,179 | 6,779 | 10,553 | 5,242 | 2,943 | 2,401 | 299 |
| Single | 46,321 | 25,068 | 7,630 | 6,590 | 3,432 | 1,516 | 1,284 | 383 | 162 | 114 | 142 |
| Married | 27,057 | 2 | 285 | 2,606 | 4,531 | 4,976 | 8,372 | 3,851 | 1,666 | 706 | 62 |
| Widowed | 4,983 | | 5 | 38 | 173 | 246 | 836 | 985 | 1,103 | 1,578 | 24 |
| Divorced | 181 | | | 13 | 37 | 37 | 56 | 21 | 15 | 1 | 1 |
| Unknown | 113 | 1 | 14 | 7 | 6 | 4 | 5 | 2 | 2 | 2 | 70 |
| Native white—native parents | 19,438 | 7,377 | 2,020 | 2,192 | 1,786 | 1,341 | 2,124 | 1,204 | 684 | 533 | 177 |
| Single | 12,447 | 7,375 | 1,917 | 1,505 | 740 | 327 | 316 | 110 | 58 | 19 | 80 |
| Married | 5,684 | 1 | 94 | 667 | 986 | 944 | 1,586 | 846 | 369 | 157 | 34 |
| Widowed | 1,228 | | 1 | 13 | 48 | 58 | 205 | 240 | 251 | 406 | 6 |
| Divorced | 57 | | | 4 | 12 | 10 | 16 | 8 | 6 | | 1 |
| Unknown | 72 | 1 | 8 | 3 | | 2 | 1 | | | 1 | 56 |
| Native white—foreign parents | 36,359 | 16,721 | 4,327 | 4,380 | 3,655 | 2,592 | 3,291 | 942 | 256 | 142 | 53 |
| Single | 27,396 | 16,720 | 4,216 | 3,279 | 1,724 | 739 | 549 | 103 | 20 | 5 | 41 |
| Married | 8,042 | 1 | 103 | 1,080 | 1,843 | 1,735 | 2,451 | 647 | 133 | 41 | 8 |
| Widowed | 849 | | 2 | 13 | 68 | 108 | 263 | 191 | 101 | 96 | 2 |
| Divorced | 53 | | | 6 | 18 | 10 | 21 | 1 | 2 | | |
| Unknown | 14 | | 6 | 2 | 2 | | 2 | | | | 2 |
| Foreign white | 21,374 | 764 | 1,526 | 2,574 | 2,533 | 2,740 | 4,981 | 3,028 | 1,971 | 1,652 | 55 |
| Single | 6,073 | 764 | 1,441 | 1,752 | 925 | 433 | 405 | 161 | 83 | 90 | 19 |
| Married | 12,925 | | 33 | 808 | 1,603 | 2,219 | 4,216 | 2,326 | 1,148 | 504 | 18 |
| Widowed | 2,302 | | 2 | 10 | 48 | 73 | 342 | 523 | 731 | 1,056 | 12 |
| Divorced | 54 | | | 2 | 3 | 13 | 16 | 12 | 7 | 1 | |
| Unknown | 20 | | | 2 | 4 | 2 | 2 | 1 | 2 | 1 | 6 |
| Colored (total) ¹ | 989 | 209 | 61 | 108 | 155 | 106 | 157 | 68 | 37 | 24 | 14 |
| Single | 405 | 209 | 56 | 54 | 43 | 17 | 14 | 9 | 1 | | 2 |
| Married | 406 | | 5 | 51 | 99 | 78 | 119 | 32 | 16 | 4 | 2 |
| Widowed | 109 | | | 2 | 9 | 7 | 21 | 26 | 20 | 20 | 4 |
| Divorced | 12 | | | 1 | 4 | 4 | 3 | | | | |
| Unknown | 7 | | | | | | | 1 | | | 6 |
| Persons of negro descent | 936 | 209 | 60 | 107 | 155 | 106 | 157 | 67 | 37 | 24 | 14 |
| Single | 404 | 209 | 55 | 54 | 43 | 17 | 14 | 9 | 1 | | 2 |
| Married | 404 | | 5 | 50 | 99 | 78 | 119 | 31 | 16 | 4 | 2 |
| Widowed | 109 | | | 2 | 9 | 7 | 21 | 26 | 20 | 20 | 4 |
| Divorced | 12 | | | 1 | 4 | 4 | 3 | | | | |
| Unknown | 7 | | | | | | | 1 | | | 6 |

¹ Persons of negro descent, Chinese, Japanese, and Indians.

STATISTICS OF POPULATION

TABLE 32.—CONJUGAL CONDITION OF THE AGGREGATE POPULATION, CLASSIFIED BY SEX, GENERAL NATIVITY, COLOR, AND AGE PERIODS, FOR CITIES HAVING 100,000 INHABITANTS OR MORE: 1900—Continued.

SAN FRANCISCO, CAL.

| SEX, GENERAL NATIVITY, COLOR, AND CONJUGAL CONDITION. | Aggregate. | Under 15 years. | 15 to 19 years. | 20 to 24 years. | 25 to 29 years. | 30 to 34 years. | 35 to 44 years. | 45 to 54 years. | 55 to 64 years. | 65 years and over. | Age unknown. |
|---|------------|-----------------|-----------------|-----------------|-----------------|-----------------|-----------------|-----------------|-----------------|--------------------|--------------|
| MALES. | | | | | | | | | | | |
| Aggregate..... | 184,866 | 39,081 | 13,550 | 17,653 | 19,212 | 19,446 | 33,474 | 19,844 | 11,563 | 7,548 | 3,495 |
| Single..... | 111,701 | 39,080 | 13,469 | 15,609 | 12,659 | 9,062 | 11,791 | 5,020 | 2,354 | 1,332 | 1,315 |
| Married..... | 63,821 | 1 | 66 | 1,732 | 6,185 | 9,879 | 20,370 | 13,327 | 7,546 | 4,133 | 467 |
| Widowed..... | 6,100 | | 2 | 22 | 124 | 269 | 929 | 1,246 | 1,526 | 1,956 | 26 |
| Divorced..... | 748 | | | 14 | 61 | 83 | 253 | 177 | 108 | 50 | 2 |
| Unknown..... | 2,496 | | 13 | 216 | 183 | 153 | 131 | 64 | 29 | 22 | 1,685 |
| Native white—native parents..... | 44,397 | 13,203 | 3,297 | 4,373 | 4,321 | 3,853 | 6,049 | 3,463 | 2,159 | 1,811 | 1,868 |
| Single..... | 28,697 | 13,203 | 3,280 | 3,668 | 2,678 | 1,679 | 2,071 | 861 | 467 | 292 | 498 |
| Married..... | 12,342 | | 13 | 517 | 1,442 | 1,969 | 3,621 | 2,304 | 1,344 | 1,022 | 110 |
| Widowed..... | 1,323 | | | 7 | 30 | 74 | 217 | 215 | 304 | 471 | 5 |
| Divorced..... | 246 | | | 7 | 25 | 26 | 77 | 59 | 31 | 20 | 1 |
| Unknown..... | 1,789 | | 4 | 174 | 146 | 105 | 63 | 24 | 13 | 6 | 1,254 |
| Native white—foreign parents..... | 67,033 | 23,845 | 7,900 | 8,911 | 7,963 | 6,331 | 8,115 | 2,686 | 860 | 402 | 70 |
| Single..... | 52,168 | 23,844 | 7,876 | 8,123 | 5,406 | 3,066 | 2,854 | 725 | 171 | 73 | 30 |
| Married..... | 13,769 | 1 | 18 | 756 | 2,453 | 3,113 | 4,900 | 1,734 | 558 | 218 | 18 |
| Widowed..... | 843 | | | 11 | 61 | 104 | 259 | 187 | 120 | 106 | 1 |
| Divorced..... | 212 | | | 6 | 31 | 35 | 90 | 33 | 11 | 6 | |
| Unknown..... | 86 | | 6 | 15 | 12 | 13 | 12 | 7 | | | 21 |
| Foreign white..... | 59,169 | 1,127 | 1,443 | 3,137 | 5,529 | 7,549 | 15,049 | 11,294 | 7,853 | 5,210 | 978 |
| Single..... | 23,785 | 1,127 | 1,427 | 2,804 | 3,700 | 3,486 | 5,240 | 2,802 | 1,592 | 946 | 661 |
| Married..... | 31,054 | | 13 | 322 | 1,784 | 3,941 | 9,298 | 7,584 | 5,110 | 2,864 | 138 |
| Widowed..... | 3,765 | | 1 | 3 | 26 | 85 | 392 | 807 | 1,073 | 1,360 | 18 |
| Divorced..... | 280 | | | 5 | 20 | 84 | 81 | 65 | 24 | 1 | 1 |
| Unknown..... | 285 | | 2 | 8 | 14 | 17 | 35 | 20 | 13 | 16 | 160 |
| Colored (total) ¹ | 14,217 | 906 | 910 | 1,232 | 1,399 | 1,713 | 4,261 | 2,401 | 691 | 125 | 579 |
| Single..... | 7,051 | 906 | 886 | 1,014 | 875 | 831 | 1,626 | 642 | 124 | 21 | 126 |
| Married..... | 6,656 | | 22 | 197 | 506 | 356 | 2,551 | 1,705 | 584 | 84 | 201 |
| Widowed..... | 16 | | 1 | 1 | 7 | 6 | 61 | 37 | 29 | 20 | 2 |
| Divorced..... | 10 | | | 1 | 2 | 2 | 2 | 4 | 1 | | |
| Unknown..... | 336 | | 1 | 19 | 11 | 18 | 21 | 13 | 3 | | 250 |
| Persons of negro descent..... | 872 | 182 | 59 | 77 | 73 | 95 | 179 | 106 | 56 | 29 | 16 |
| Single..... | 507 | 182 | 59 | 59 | 44 | 45 | 66 | 28 | 15 | 5 | 4 |
| Married..... | 279 | | | 6 | 21 | 40 | 96 | 65 | 28 | 16 | 7 |
| Widowed..... | 49 | | | | 1 | 1 | 16 | 11 | 12 | 8 | |
| Divorced..... | 6 | | | | | 2 | 1 | 2 | 1 | | |
| Unknown..... | 31 | | | 12 | 7 | 7 | | | | | 5 |
| FEMALES. | | | | | | | | | | | |
| Aggregate..... | 157,916 | 39,363 | 14,069 | 18,375 | 17,973 | 14,842 | 22,350 | 14,686 | 9,323 | 6,080 | 850 |
| Single..... | 80,345 | 39,361 | 13,204 | 12,004 | 6,915 | 3,323 | 3,171 | 1,140 | 605 | 395 | 222 |
| Married..... | 58,934 | 2 | 833 | 6,087 | 10,333 | 10,405 | 15,843 | 9,206 | 4,394 | 1,589 | 242 |
| Widowed..... | 17,261 | | 8 | 172 | 532 | 913 | 2,994 | 4,191 | 4,275 | 4,066 | 110 |
| Divorced..... | 1,011 | | 13 | 93 | 173 | 184 | 322 | 141 | 52 | 21 | 7 |
| Unknown..... | 365 | | 11 | 19 | 15 | 12 | 20 | 8 | 2 | 9 | 269 |
| Native white—native parents..... | 39,161 | 13,296 | 3,605 | 4,206 | 3,302 | 3,044 | 4,658 | 2,942 | 1,776 | 1,355 | 477 |
| Single..... | 22,452 | 13,296 | 3,374 | 2,562 | 1,315 | 682 | 719 | 223 | 98 | 56 | 122 |
| Married..... | 12,225 | | 220 | 1,554 | 2,266 | 2,041 | 3,067 | 1,775 | 836 | 350 | 116 |
| Widowed..... | 3,890 | | 3 | 52 | 153 | 249 | 745 | 895 | 828 | 936 | 24 |
| Divorced..... | 352 | | 7 | 34 | 60 | 69 | 119 | 40 | 14 | 9 | |
| Unknown..... | 242 | | 1 | 4 | 3 | 3 | 8 | | | 4 | 215 |
| Native white—foreign parents..... | 70,473 | 24,036 | 8,614 | 10,405 | 9,034 | 6,425 | 7,804 | 2,722 | 961 | 403 | 69 |
| Single..... | 46,926 | 24,035 | 8,215 | 7,256 | 3,975 | 1,720 | 1,343 | 249 | 70 | 25 | 38 |
| Married..... | 19,944 | 1 | 332 | 3,014 | 4,725 | 4,242 | 5,341 | 1,698 | 423 | 97 | 16 |
| Widowed..... | 3,191 | | 3 | 78 | 235 | 380 | 998 | 752 | 459 | 280 | 6 |
| Divorced..... | 361 | | 4 | 45 | 91 | 77 | 117 | 23 | 4 | | |
| Unknown..... | 51 | | 10 | 12 | 3 | 6 | 5 | | | 1 | 9 |
| Foreign white..... | 45,095 | 1,225 | 1,578 | 3,261 | 4,691 | 5,085 | 9,444 | 8,748 | 6,493 | 4,282 | 288 |
| Single..... | 9,463 | 1,224 | 1,409 | 1,934 | 1,470 | 893 | 1,076 | 651 | 432 | 312 | 62 |
| Married..... | 25,388 | 1 | 166 | 1,279 | 3,072 | 3,897 | 7,095 | 5,558 | 3,037 | 1,123 | 105 |
| Widowed..... | 9,894 | | 1 | 33 | 120 | 255 | 1,182 | 2,460 | 2,939 | 2,326 | 78 |
| Divorced..... | 281 | | 2 | 12 | 26 | 37 | 84 | 75 | 33 | 12 | |
| Unknown..... | 69 | | | 3 | 3 | 3 | 7 | 4 | 2 | 4 | 43 |
| Colored (total) ¹ | 3,187 | 806 | 272 | 503 | 446 | 288 | 444 | 274 | 98 | 40 | 16 |
| Single..... | 1,504 | 806 | 206 | 252 | 155 | 33 | 33 | 12 | 5 | 2 | |
| Married..... | 1,377 | | 65 | 240 | 270 | 225 | 340 | 175 | 43 | 14 | 5 |
| Widowed..... | 286 | | 1 | 9 | 19 | 29 | 69 | 34 | 49 | 24 | 2 |
| Divorced..... | 17 | | | 2 | 1 | 1 | 2 | 3 | 1 | | 7 |
| Unknown..... | 3 | | | 1 | | | | | | | 2 |
| Persons of negro descent..... | 782 | 154 | 61 | 84 | 93 | 74 | 149 | 84 | 40 | 23 | 15 |
| Single..... | 337 | 154 | 55 | 53 | 30 | 18 | 16 | 7 | 2 | 2 | |
| Married..... | 295 | | 5 | 29 | 55 | 43 | 100 | 40 | 12 | 6 | 5 |
| Widowed..... | 131 | | 1 | 6 | 12 | 31 | 31 | 25 | 20 | 2 | 2 |
| Divorced..... | 17 | | | 2 | 1 | 1 | 2 | 3 | 1 | | 7 |
| Unknown..... | 2 | | | 1 | 1 | | | | | | 1 |

¹ Persons of negro descent, Chinese, Japanese, and Indians.

CONJUGAL CONDITION.

345

TABLE 32.—CONJUGAL CONDITION OF THE AGGREGATE POPULATION, CLASSIFIED BY SEX, GENERAL NATIVITY, COLOR, AND AGE PERIODS, FOR CITIES HAVING 100,000 INHABITANTS OR MORE: 1900—Continued.

SCRANTON, PA.

| SEX, GENERAL NATIVITY, COLOR, AND CONJUGAL CONDITION. | Aggregate. | Under 15 years. | 15 to 19 years. | 20 to 24 years. | 25 to 29 years. | 30 to 34 years. | 35 to 44 years. | 45 to 54 years. | 55 to 64 years. | 65 years and over. | Age unknown. |
|---|------------|-----------------|-----------------|-----------------|-----------------|-----------------|-----------------|-----------------|-----------------|--------------------|--------------|
| MALES. | | | | | | | | | | | |
| Aggregate..... | 51,216 | 17,337 | 4,812 | 4,984 | 4,915 | 4,554 | 7,093 | 4,028 | 2,297 | 1,117 | 79 |
| Single..... | 31,554 | 17,335 | 4,787 | 4,149 | 2,506 | 1,280 | 1,028 | 285 | 123 | 47 | 14 |
| Married..... | 18,229 | 1 | 22 | 810 | 2,362 | 3,178 | 5,794 | 3,464 | 1,825 | 752 | 21 |
| Widowed..... | 1,280 | 2 | 8 | 8 | 25 | 82 | 245 | 262 | 341 | 314 | 1 |
| Divorced..... | 46 | 1 | 1 | 3 | 8 | 5 | 11 | 11 | 7 | 1 | 1 |
| Unknown..... | 107 | 1 | 1 | 14 | 14 | 9 | 15 | 6 | 1 | 3 | 43 |
| Native white—native parents..... | 13,434 | 5,726 | 1,310 | 1,158 | 1,095 | 989 | 1,421 | 914 | 486 | 272 | 63 |
| Single..... | 8,923 | 5,725 | 1,298 | 919 | 470 | 237 | 173 | 55 | 27 | 10 | 9 |
| Married..... | 4,164 | 1 | 10 | 227 | 609 | 720 | 1,181 | 808 | 400 | 196 | 12 |
| Widowed..... | 249 | 2 | 2 | 1 | 8 | 22 | 54 | 40 | 56 | 65 | 1 |
| Divorced..... | 22 | 2 | 2 | 2 | 2 | 2 | 6 | 6 | 3 | 1 | 1 |
| Unknown..... | 76 | 7 | 9 | 6 | 6 | 8 | 7 | 5 | 1 | 1 | 41 |
| Native white—foreign parents..... | 21,998 | 10,782 | 2,668 | 2,402 | 1,995 | 1,427 | 1,867 | 664 | 142 | 47 | 4 |
| Single..... | 17,580 | 10,781 | 2,659 | 2,074 | 1,185 | 496 | 357 | 61 | 11 | 5 | 1 |
| Married..... | 4,216 | 9 | 319 | 846 | 905 | 1,451 | 553 | 103 | 23 | 22 | 3 |
| Widowed..... | 184 | 4 | 8 | 25 | 8 | 25 | 56 | 48 | 23 | 20 | 1 |
| Divorced..... | 7 | 3 | 1 | 3 | 1 | 2 | 1 | 1 | 1 | 1 | 1 |
| Unknown..... | 11 | 1 | 5 | 3 | 3 | 1 | 1 | 1 | 1 | 1 | 1 |
| Foreign white..... | 15,475 | 760 | 818 | 1,387 | 1,785 | 2,085 | 3,743 | 2,427 | 1,661 | 797 | 12 |
| Single..... | 4,884 | 760 | 814 | 1,129 | 884 | 531 | 480 | 166 | 84 | 32 | 4 |
| Married..... | 9,725 | 3 | 255 | 887 | 887 | 1,513 | 3,123 | 2,089 | 1,310 | 534 | 6 |
| Widowed..... | 835 | 3 | 8 | 8 | 84 | 130 | 169 | 169 | 262 | 229 | 1 |
| Divorced..... | 13 | 2 | 1 | 2 | 1 | 3 | 3 | 4 | 4 | 2 | 2 |
| Unknown..... | 18 | 1 | 4 | 1 | 4 | 1 | 7 | 1 | 1 | 2 | 1 |
| Colored (total) ¹ | 309 | 69 | 16 | 37 | 40 | 53 | 62 | 23 | 8 | 1 | 1 |
| Single..... | 167 | 69 | 16 | 27 | 17 | 16 | 18 | 3 | 1 | 1 | 1 |
| Married..... | 124 | 9 | 9 | 20 | 20 | 35 | 39 | 14 | 7 | 1 | 1 |
| Widowed..... | 12 | 1 | 1 | 1 | 1 | 1 | 5 | 5 | 1 | 1 | 1 |
| Divorced..... | 4 | 1 | 1 | 1 | 1 | 1 | 1 | 1 | 1 | 1 | 1 |
| Unknown..... | 2 | 1 | 1 | 1 | 1 | 1 | 1 | 1 | 1 | 1 | 1 |
| Persons of negro descent..... | 294 | 67 | 16 | 34 | 40 | 50 | 57 | 21 | 8 | 1 | 1 |
| Single..... | 161 | 67 | 16 | 26 | 17 | 16 | 15 | 3 | 1 | 1 | 1 |
| Married..... | 115 | 7 | 7 | 20 | 20 | 32 | 37 | 12 | 7 | 1 | 1 |
| Widowed..... | 12 | 1 | 1 | 1 | 1 | 1 | 5 | 5 | 1 | 1 | 1 |
| Divorced..... | 4 | 1 | 1 | 1 | 1 | 1 | 1 | 1 | 1 | 1 | 1 |
| Unknown..... | 2 | 1 | 1 | 1 | 1 | 1 | 1 | 1 | 1 | 1 | 1 |
| FEMALES. | | | | | | | | | | | |
| Aggregate..... | 50,810 | 17,383 | 5,211 | 5,610 | 5,069 | 4,014 | 6,011 | 3,810 | 2,300 | 1,299 | 98 |
| Single..... | 29,387 | 17,385 | 4,922 | 3,656 | 1,774 | 689 | 633 | 177 | 30 | 44 | 27 |
| Married..... | 17,934 | 1 | 282 | 1,921 | 3,177 | 3,146 | 4,332 | 2,833 | 1,327 | 387 | 23 |
| Widowed..... | 3,356 | 2 | 22 | 22 | 99 | 159 | 520 | 793 | 889 | 866 | 6 |
| Divorced..... | 84 | 3 | 11 | 15 | 19 | 19 | 23 | 7 | 4 | 1 | 1 |
| Unknown..... | 49 | 2 | 2 | 4 | 4 | 1 | 3 | 1 | 1 | 1 | 36 |
| Native white—native parents..... | 13,865 | 5,983 | 1,418 | 1,283 | 1,117 | 917 | 1,326 | 881 | 531 | 339 | 70 |
| Single..... | 8,910 | 5,981 | 1,333 | 799 | 353 | 164 | 151 | 63 | 26 | 20 | 15 |
| Married..... | 4,135 | 83 | 473 | 721 | 713 | 1,062 | 661 | 316 | 187 | 228 | 17 |
| Widowed..... | 738 | 1 | 7 | 27 | 29 | 104 | 153 | 187 | 2 | 1 | 1 |
| Divorced..... | 39 | 1 | 4 | 8 | 11 | 7 | 4 | 2 | 1 | 1 | 1 |
| Unknown..... | 43 | 2 | 3 | 3 | 3 | 2 | 2 | 1 | 1 | 1 | 35 |
| Native white—foreign parents..... | 23,231 | 10,636 | 2,834 | 2,846 | 2,408 | 1,539 | 2,011 | 704 | 192 | 56 | 5 |
| Single..... | 17,347 | 10,635 | 2,750 | 2,112 | 1,085 | 368 | 332 | 49 | 13 | 1 | 2 |
| Married..... | 5,301 | 81 | 725 | 1,279 | 1,279 | 1,102 | 1,476 | 511 | 110 | 14 | 2 |
| Widowed..... | 583 | 1 | 6 | 40 | 64 | 191 | 142 | 65 | 41 | 41 | 1 |
| Divorced..... | 26 | 3 | 4 | 4 | 4 | 4 | 12 | 2 | 1 | 1 | 1 |
| Unknown..... | 4 | 2 | 1 | 1 | 1 | 1 | 1 | 1 | 1 | 1 | 1 |
| Foreign white..... | 13,484 | 711 | 946 | 1,440 | 1,516 | 1,521 | 2,643 | 2,215 | 1,571 | 898 | 23 |
| Single..... | 3,037 | 711 | 830 | 729 | 323 | 151 | 150 | 65 | 40 | 23 | 10 |
| Married..... | 8,384 | 114 | 699 | 1,154 | 1,302 | 1,302 | 2,270 | 1,656 | 898 | 282 | 9 |
| Widowed..... | 2,044 | 8 | 31 | 64 | 64 | 64 | 219 | 493 | 632 | 593 | 4 |
| Divorced..... | 18 | 2 | 4 | 2 | 2 | 4 | 4 | 1 | 1 | 1 | 1 |
| Unknown..... | 1 | 1 | 1 | 1 | 1 | 1 | 1 | 1 | 1 | 1 | 1 |
| Colored (total) ¹ | 230 | 53 | 13 | 41 | 23 | 37 | 31 | 10 | 6 | 6 | 6 |
| Single..... | 93 | 53 | 9 | 16 | 3 | 6 | 6 | 1 | 3 | 2 | 2 |
| Married..... | 114 | 4 | 4 | 24 | 23 | 29 | 24 | 5 | 2 | 4 | 4 |
| Widowed..... | 21 | 1 | 1 | 1 | 1 | 2 | 6 | 5 | 2 | 4 | 4 |
| Divorced..... | 1 | 1 | 1 | 1 | 1 | 1 | 1 | 1 | 1 | 1 | 1 |
| Unknown..... | 1 | 1 | 1 | 1 | 1 | 1 | 1 | 1 | 1 | 1 | 1 |
| Persons of negro descent..... | 227 | 56 | 13 | 41 | 28 | 36 | 31 | 10 | 6 | 6 | 6 |
| Single..... | 91 | 56 | 9 | | | | | | | | |

STATISTICS OF POPULATION.

TABLE 32.—CONJUGAL CONDITION OF THE AGGREGATE POPULATION, CLASSIFIED BY SEX, GENERAL NATIVITY, COLOR, AND AGE PERIODS, FOR CITIES HAVING 100,000 INHABITANTS OR MORE: 1900—Continued.

SYRACUSE, N. Y.

| SEX, GENERAL NATIVITY, COLOR, AND CONJUGAL CONDITION. | Aggregate. | Under 15 years. | 15 to 19 years. | 20 to 24 years. | 25 to 29 years. | 30 to 34 years. | 35 to 44 years. | 45 to 54 years. | 55 to 64 years. | 65 years and over. | Age unknown. |
|---|------------|-----------------|-----------------|-----------------|-----------------|-----------------|-----------------|-----------------|-----------------|--------------------|--------------|
| MALES. | | | | | | | | | | | |
| Aggregate..... | 52,538 | 14,560 | 4,576 | 4,960 | 5,247 | 4,825 | 8,098 | 5,181 | 3,042 | 2,028 | 21 |
| Single..... | 29,228 | 14,559 | 4,548 | 4,128 | 2,592 | 1,356 | 1,824 | 450 | 192 | 71 | 8 |
| Married..... | 21,514 | 1 | 28 | 821 | 2,606 | 3,331 | 6,530 | 4,384 | 2,486 | 1,321 | 7 |
| Widowed..... | 1,701 | 1 | 1 | 7 | 43 | 74 | 228 | 351 | 406 | 608 | 3 |
| Divorced..... | 90 | | | 2 | 6 | 14 | 16 | 8 | | 28 | |
| Unknown..... | 5 | | | 2 | | | | | | | 3 |
| Native white—native parents..... | 21,329 | 7,083 | 2,064 | 1,925 | 1,878 | 1,602 | 2,695 | 2,045 | 1,230 | 800 | 7 |
| Single..... | 12,592 | 7,082 | 2,047 | 1,555 | 834 | 401 | 420 | 148 | 72 | 30 | 3 |
| Married..... | 8,079 | 1 | 17 | 365 | 1,021 | 1,174 | 2,190 | 1,759 | 1,013 | 539 | 1 |
| Widowed..... | 628 | 1 | 1 | 5 | 19 | 22 | 79 | 143 | 143 | 230 | |
| Divorced..... | 27 | | | | 4 | 5 | 6 | 2 | | 1 | |
| Unknown..... | 3 | | | | | | | | | | 3 |
| Native white—foreign parents..... | 18,925 | 6,806 | 1,873 | 1,996 | 2,065 | 1,837 | 2,821 | 1,102 | 326 | 96 | 3 |
| Single..... | 13,054 | 6,806 | 1,865 | 1,731 | 1,223 | 648 | 583 | 154 | 40 | 2 | 2 |
| Married..... | 5,552 | | 8 | 259 | 827 | 1,148 | 2,147 | 378 | 245 | 39 | 1 |
| Widowed..... | 264 | | | 2 | 13 | 34 | 82 | 65 | 39 | 29 | |
| Divorced..... | 53 | | | 2 | 2 | 7 | 9 | 6 | 2 | 26 | |
| Unknown..... | 2 | | | 2 | | | | | | | |
| Foreign white..... | 11,757 | 564 | 608 | 990 | 1,228 | 1,325 | 2,484 | 1,971 | 1,459 | 1,119 | 9 |
| Single..... | 3,317 | 564 | 605 | 816 | 503 | 282 | 295 | 135 | 75 | 39 | 3 |
| Married..... | 7,639 | | 3 | 174 | 715 | 1,025 | 2,125 | 1,702 | 1,158 | 733 | 4 |
| Widowed..... | 792 | | | | 10 | 17 | 63 | 132 | 222 | 346 | 2 |
| Divorced..... | 9 | | | | | 1 | 1 | 2 | 4 | 1 | |
| Unknown..... | | | | | | | | | | | |
| Colored (total) ¹ | 527 | 107 | 31 | 49 | 76 | 61 | 98 | 63 | 27 | 13 | 2 |
| Single..... | 265 | 107 | 31 | 26 | 32 | 25 | 26 | 13 | 5 | | |
| Married..... | 244 | | | 23 | 43 | 34 | 68 | 45 | 20 | 10 | 1 |
| Widowed..... | 17 | | | | 1 | 1 | 4 | 5 | 2 | 3 | 1 |
| Divorced..... | 1 | | | | | 1 | | | | | |
| Unknown..... | | | | | | | | | | | |
| Persons of negro descent..... | 497 | 107 | 31 | 48 | 73 | 56 | 89 | 52 | 26 | 13 | 2 |
| Single..... | 245 | 107 | 31 | 25 | 29 | 22 | 20 | 7 | 4 | | |
| Married..... | 234 | | | 23 | 43 | 32 | 65 | 40 | 20 | 10 | 1 |
| Widowed..... | 17 | | | | 1 | 1 | 4 | 5 | 2 | 3 | 1 |
| Divorced..... | 1 | | | | | 1 | | | | | |
| Unknown..... | | | | | | | | | | | |
| FEMALES. | | | | | | | | | | | |
| Aggregate..... | 55,836 | 14,806 | 4,897 | 5,752 | 5,710 | 5,011 | 8,144 | 5,507 | 3,253 | 2,744 | 12 |
| Single..... | 28,855 | 14,806 | 4,656 | 3,806 | 2,254 | 1,136 | 1,259 | 539 | 240 | 153 | 6 |
| Married..... | 21,648 | | 239 | 1,901 | 3,331 | 3,675 | 6,110 | 3,826 | 1,775 | 737 | 4 |
| Widowed..... | 5,216 | | 1 | 34 | 112 | 173 | 742 | 1,119 | 1,231 | 1,802 | 2 |
| Divorced..... | 114 | | 1 | 11 | 12 | 26 | 33 | 23 | 6 | 2 | |
| Unknown..... | 3 | | | | 1 | 1 | | 1 | | | |
| Native white—native parents..... | 22,488 | 6,903 | 2,164 | 2,245 | 1,999 | 1,661 | 2,784 | 2,123 | 1,356 | 1,251 | 2 |
| Single..... | 12,328 | 6,903 | 2,030 | 1,427 | 715 | 369 | 436 | 232 | 126 | 89 | 1 |
| Married..... | 8,020 | | 133 | 797 | 1,242 | 1,216 | 2,064 | 1,498 | 740 | 330 | |
| Widowed..... | 2,075 | | 17 | 35 | 63 | 63 | 266 | 378 | 485 | 330 | 1 |
| Divorced..... | 62 | | 1 | 4 | 6 | 12 | 18 | 15 | 4 | 2 | |
| Unknown..... | 3 | | | | 1 | 1 | | 1 | | | |
| Native white—foreign parents..... | 20,862 | 7,212 | 2,020 | 2,324 | 2,354 | 2,069 | 3,094 | 1,284 | 351 | 151 | 3 |
| Single..... | 13,450 | 7,212 | 1,980 | 1,691 | 1,162 | 585 | 609 | 158 | 39 | 12 | 2 |
| Married..... | 6,502 | | 40 | 622 | 1,137 | 1,410 | 2,203 | 854 | 195 | 40 | 1 |
| Widowed..... | 878 | | | 7 | 50 | 64 | 274 | 268 | 116 | 99 | |
| Divorced..... | 32 | | | 4 | 5 | 10 | 8 | 4 | 1 | | |
| Unknown..... | | | | | | | | | | | |
| Foreign white..... | 11,948 | 574 | 661 | 1,109 | 1,237 | 1,232 | 2,178 | 2,052 | 1,524 | 1,324 | 7 |
| Single..... | 2,826 | 574 | 605 | 649 | 351 | 170 | 204 | 146 | 73 | 51 | 3 |
| Married..... | 6,906 | | 56 | 448 | 912 | 1,019 | 1,785 | 1,443 | 823 | 412 | 3 |
| Widowed..... | 2,202 | | | 9 | 24 | 41 | 184 | 460 | 622 | 861 | 1 |
| Divorced..... | 14 | | | 3 | | 2 | 5 | 3 | 1 | | |
| Unknown..... | | | | | | | | | | | |
| Colored (total) ¹ | 538 | 117 | 52 | 74 | 70 | 49 | 88 | 48 | 22 | 18 | |
| Single..... | 251 | 117 | 41 | 39 | 26 | 12 | 10 | 3 | 2 | 1 | |
| Married..... | 220 | | 10 | 34 | 40 | 30 | 58 | 31 | 12 | 5 | |
| Widowed..... | 61 | | 1 | 1 | 3 | 5 | 13 | 8 | 8 | 12 | |
| Divorced..... | 6 | | | | 1 | 2 | 2 | 1 | | | |
| Unknown..... | | | | | | | | | | | |
| Persons of negro descent..... | 537 | 116 | 52 | 74 | 70 | 49 | 88 | 48 | 22 | 18 | |
| Single..... | 250 | 116 | 41 | 39 | 26 | 12 | 10 | 3 | 2 | 1 | |
| Married..... | 220 | | 10 | 34 | 40 | 30 | 58 | 31 | 12 | 5 | |
| Widowed..... | 61 | | 1 | 1 | 3 | 5 | 13 | 8 | 8 | 12 | |
| Divorced..... | 6 | | | | 1 | 2 | 2 | 1 | | | |
| Unknown..... | | | | | | | | | | | |

¹ Persons of negro descent, Chinese, Japanese, and Indians.

CONJUGAL CONDITION.

TABLE 32.—CONJUGAL CONDITION OF THE AGGREGATE POPULATION, CLASSIFIED BY SEX, GENERAL NATIVITY, COLOR, AND AGE PERIODS, FOR CITIES HAVING 100,000 INHABITANTS OR MORE: 1900—Continued.

TOLEDO, OHIO.

| SEX, GENERAL NATIVITY, COLOR, AND CONJUGAL CONDITION. | Aggregate. | Under 15 years. | 15 to 19 years. | 20 to 24 years. | 25 to 29 years. | 30 to 34 years. | 35 to 44 years. | 45 to 54 years. | 55 to 64 years. | 65 years and over. | Age unknown. |
|---|------------|-----------------|-----------------|-----------------|-----------------|-----------------|-----------------|-----------------|-----------------|--------------------|--------------|
| MALES. | | | | | | | | | | | |
| Aggregate..... | 65,604 | 20,431 | 5,878 | 5,992 | 6,212 | 5,835 | 9,689 | 6,102 | 3,338 | 2,073 | 54 |
| Single..... | 37,216 | 20,428 | 5,841 | 4,758 | 2,667 | 1,393 | 1,337 | 489 | 190 | 96 | 22 |
| Married..... | 26,328 | 3 | 28 | 1,204 | 3,470 | 4,321 | 8,007 | 5,218 | 2,729 | 1,334 | 14 |
| Widowed..... | 1,644 | | | 15 | 46 | 85 | 257 | 320 | 350 | 570 | 1 |
| Divorced..... | 159 | | | 4 | 14 | 25 | 60 | 32 | 13 | 10 | 1 |
| Unknown..... | 257 | | 9 | 16 | 15 | 11 | 23 | 43 | 56 | 63 | 16 |
| Native white—native parents..... | 25,927 | 9,198 | 2,401 | 2,371 | 2,491 | 2,178 | 3,287 | 2,176 | 1,130 | 662 | 33 |
| Single..... | 15,777 | 9,197 | 2,334 | 1,815 | 1,015 | 558 | 495 | 201 | 64 | 33 | 14 |
| Married..... | 9,434 | 1 | 16 | 541 | 1,439 | 1,576 | 2,645 | 1,322 | 929 | 458 | 7 |
| Widowed..... | 567 | | | 7 | 20 | 29 | 113 | 118 | 122 | 157 | 1 |
| Divorced..... | 74 | | | 1 | 9 | 11 | 26 | 17 | 8 | 1 | 1 |
| Unknown..... | 75 | | 1 | 6 | 8 | 4 | 8 | 18 | 7 | 13 | 10 |
| Native white—foreign parents..... | 24,374 | 10,320 | 2,741 | 2,537 | 2,323 | 1,878 | 2,882 | 1,165 | 399 | 126 | 3 |
| Single..... | 17,470 | 10,319 | 2,734 | 2,107 | 1,142 | 549 | 458 | 126 | 30 | 5 | 2 |
| Married..... | 6,589 | 1 | 7 | 420 | 1,156 | 1,294 | 2,330 | 969 | 333 | 78 | 1 |
| Widowed..... | 260 | | | 7 | 19 | 25 | 71 | 62 | 34 | 42 | |
| Divorced..... | 47 | | | 1 | 4 | 10 | 23 | 7 | 1 | 1 | |
| Unknown..... | 8 | | | 2 | 2 | | 2 | 1 | 1 | | |
| Foreign white..... | 14,419 | 730 | 685 | 975 | 1,301 | 1,661 | 3,381 | 2,651 | 1,760 | 1,257 | 18 |
| Single..... | 3,506 | 730 | 672 | 746 | 464 | 249 | 344 | 148 | 91 | 56 | 6 |
| Married..... | 9,940 | | 5 | 219 | 325 | 1,380 | 2,946 | 2,337 | 1,436 | 786 | 6 |
| Widowed..... | 771 | | | 1 | 6 | 24 | 63 | 135 | 184 | 358 | |
| Divorced..... | 34 | | | 1 | 1 | 3 | 10 | 8 | 3 | 8 | |
| Unknown..... | 163 | | 8 | 8 | 5 | 5 | 18 | 23 | 46 | 49 | 6 |
| Colored (total) ¹ | 884 | 133 | 51 | 109 | 97 | 118 | 139 | 110 | 49 | 23 | |
| Single..... | 463 | 132 | 51 | 84 | 46 | 37 | 42 | 14 | 5 | 2 | |
| Married..... | 365 | 1 | | 24 | 59 | 71 | 86 | 90 | 31 | 12 | |
| Widowed..... | 46 | | | | 1 | 7 | 10 | 5 | 10 | 13 | |
| Divorced..... | 4 | | | 1 | | 1 | 1 | 1 | 1 | 1 | |
| Unknown..... | 6 | | | | | 2 | | 1 | 2 | 1 | |
| Persons of negro descent..... | 852 | 133 | 49 | 104 | 94 | 111 | 126 | 109 | 49 | 27 | |
| Single..... | 437 | 132 | 49 | 79 | 43 | 32 | 32 | 13 | 5 | 2 | |
| Married..... | 360 | 1 | | 24 | 50 | 69 | 84 | 90 | 31 | 11 | |
| Widowed..... | 45 | | | | 1 | 7 | 9 | 5 | 10 | 13 | |
| Divorced..... | 4 | | | 1 | | 1 | 1 | 1 | 1 | 1 | |
| Unknown..... | 6 | | | | | 2 | | 1 | 2 | 1 | |
| FEMALES. | | | | | | | | | | | |
| Aggregate..... | 66,218 | 20,176 | 6,553 | 7,031 | 6,776 | 5,794 | 8,892 | 5,510 | 3,165 | 2,293 | 23 |
| Single..... | 34,390 | 20,171 | 6,107 | 3,982 | 1,996 | 997 | 969 | 365 | 199 | 94 | 10 |
| Married..... | 26,318 | 4 | 430 | 2,968 | 4,599 | 4,552 | 7,089 | 4,090 | 1,838 | 736 | 12 |
| Widowed..... | 4,650 | | 5 | 50 | 128 | 201 | 726 | 1,002 | 1,104 | 1,431 | 3 |
| Divorced..... | 272 | | 2 | 23 | 46 | 42 | 90 | 44 | 14 | 11 | |
| Unknown..... | 88 | 1 | 9 | 8 | 7 | 2 | 18 | 9 | 10 | 21 | 3 |
| Native white—native parents..... | 26,295 | 9,138 | 2,645 | 2,725 | 2,566 | 2,130 | 3,088 | 2,061 | 1,134 | 807 | 11 |
| Single..... | 14,749 | 9,136 | 2,429 | 1,462 | 723 | 369 | 341 | 153 | 91 | 39 | 6 |
| Married..... | 9,604 | 2 | 213 | 1,221 | 1,740 | 1,657 | 2,403 | 1,513 | 635 | 217 | 3 |
| Widowed..... | 1,775 | | 2 | 28 | 62 | 32 | 294 | 367 | 338 | 542 | |
| Divorced..... | 137 | | | 9 | 28 | 21 | 44 | 25 | 7 | 3 | |
| Unknown..... | 30 | | 1 | 5 | 3 | 1 | 6 | 3 | 3 | 6 | 2 |
| Native white—foreign parents..... | 25,754 | 10,158 | 3,048 | 3,026 | 2,697 | 2,064 | 3,017 | 1,150 | 402 | 159 | 3 |
| Single..... | 17,051 | 10,158 | 2,917 | 1,917 | 971 | 472 | 463 | 105 | 36 | 12 | |
| Married..... | 7,317 | | 125 | 1,037 | 1,670 | 1,513 | 2,292 | 844 | 231 | 52 | 3 |
| Widowed..... | 800 | | 2 | 10 | 39 | 67 | 235 | 220 | 134 | 93 | |
| Divorced..... | 81 | | 2 | 12 | 14 | 12 | 27 | 11 | 1 | 2 | |
| Unknown..... | 5 | | 2 | | 3 | | | | | | |
| Foreign white..... | 13,310 | 722 | 774 | 1,160 | 1,404 | 1,514 | 2,616 | 2,222 | 1,537 | 1,299 | 12 |
| Single..... | 2,709 | 719 | 637 | 544 | 267 | 139 | 139 | 101 | 69 | 40 | 4 |
| Married..... | 3,544 | 2 | 81 | 603 | 1,117 | 1,325 | 2,290 | 1,708 | 953 | 460 | 5 |
| Widowed..... | 1,960 | | | 8 | 16 | 40 | 161 | 402 | 552 | 778 | 3 |
| Divorced..... | 47 | | | 2 | 3 | 9 | 16 | 5 | 6 | 6 | |
| Unknown..... | 50 | 1 | 6 | 3 | 1 | 1 | 10 | 6 | 7 | 15 | |
| Colored (total) ¹ | 859 | 158 | 86 | 120 | 119 | 86 | 171 | 47 | 42 | 28 | 2 |
| Single..... | 381 | 158 | 74 | 59 | 35 | 17 | 26 | 6 | 3 | 3 | |
| Married..... | 353 | | 11 | 57 | 72 | 57 | 104 | 25 | 19 | 7 | 1 |
| Widowed..... | 115 | | 1 | 4 | 11 | 12 | 36 | 13 | 20 | 18 | |
| Divorced..... | 7 | | | | 1 | | 3 | 3 | | | |
| Unknown..... | 3 | | | | | | 2 | | | | 1 |
| Persons of negro descent..... | 858 | 158 | 86 | 120 | 119 | 85 | 171 | 47 | 42 | 28 | 2 |
| Single..... | 381 | 158 | 74 | 59 | 35 | 17 | 26 | 6 | 3 | 3 | |
| Married..... | 352 | | 11 | 57 | 72 | 56 | 104 | 25 | 19 | 7 | 1 |
| Widowed..... | 115 | | 1 | 4 | 11 | 12 | 36 | 13 | 20 | 18 | |
| Divorced..... | 7 | | | | 1 | | 3 | 3 | | | |
| Unknown..... | 3 | | | | | | 2 | | | | 1 |

¹Persons of negro descent, Chinese, Japanese, and Indians.

STATISTICS OF POPULATION.

TABLE 32.—CONJUGAL CONDITION OF THE AGGREGATE POPULATION, CLASSIFIED BY SEX, GENERAL NATIVITY, COLOR, AND AGE PERIODS, FOR CITIES HAVING 100,000 INHABITANTS OR MORE: 1900—Continued.

[For city of Washington, see table for District of Columbia (page 264), with which it is coextensive for census purposes.]

WORCESTER, MASS.

| SEX, GENERAL NATIVITY, COLOR, AND CONJUGAL CONDITION. | Aggregate. | Under 15 years. | 15 to 19 years. | 20 to 24 years. | 25 to 29 years. | 30 to 34 years. | 35 to 44 years. | 45 to 54 years. | 55 to 64 years. | 65 years and over. | Age unknown. |
|---|------------|-----------------|-----------------|-----------------|-----------------|-----------------|-----------------|-----------------|-----------------|--------------------|--------------|
| MALES. | | | | | | | | | | | |
| Aggregate..... | 59,082 | 17,072 | 5,088 | 6,024 | 6,481 | 5,400 | 8,468 | 5,402 | 3,090 | 1,975 | 82 |
| Single..... | 35,077 | 17,070 | 5,060 | 5,266 | 3,563 | 1,722 | 1,550 | 543 | 204 | 83 | 16 |
| Married..... | 22,068 | 2 | 26 | 739 | 2,863 | 3,586 | 6,616 | 4,468 | 2,463 | 1,298 | 7 |
| Widowed..... | 1,760 | | | 6 | 42 | 75 | 278 | 364 | 406 | 588 | 1 |
| Divorced..... | 84 | | | 1 | 8 | 12 | 20 | 24 | 16 | 3 | |
| Unknown..... | 93 | | 2 | 12 | 5 | 5 | 4 | 3 | 1 | 3 | 58 |
| Native white—native parents..... | 18,367 | 5,103 | 1,603 | 1,697 | 1,593 | 1,354 | 2,407 | 2,060 | 1,380 | 1,103 | 67 |
| Single..... | 10,001 | 5,102 | 1,587 | 1,435 | 753 | 370 | 381 | 213 | 108 | 41 | 11 |
| Married..... | 7,554 | 1 | 15 | 252 | 819 | 949 | 1,936 | 1,709 | 1,116 | 754 | 3 |
| Widowed..... | 691 | | | 4 | 13 | 26 | 76 | 121 | 148 | 303 | |
| Divorced..... | 53 | | | | 6 | 9 | 13 | 15 | 7 | 3 | |
| Unknown..... | 68 | | 1 | 6 | 2 | | 1 | 2 | 1 | 2 | 53 |
| Native white—foreign parents..... | 21,066 | 10,779 | 2,398 | 2,082 | 1,846 | 1,335 | 1,722 | 692 | 152 | 55 | 5 |
| Single..... | 17,541 | 10,779 | 2,390 | 1,939 | 1,218 | 587 | 488 | 118 | 14 | 6 | 2 |
| Married..... | 3,327 | | 7 | 143 | 618 | 723 | 1,162 | 535 | 112 | 31 | 1 |
| Widowed..... | 182 | | | 12 | 21 | 70 | 38 | 23 | 23 | 18 | |
| Divorced..... | 8 | | | | 2 | 1 | 1 | 1 | 3 | | |
| Unknown..... | 8 | | 1 | | 1 | 3 | 1 | | | | 2 |
| Foreign white..... | 19,031 | 1,084 | 1,032 | 2,166 | 2,966 | 2,645 | 4,223 | 2,588 | 1,523 | 795 | 9 |
| Single..... | 7,173 | 1,083 | 1,028 | 1,829 | 1,549 | 728 | 638 | 201 | 81 | 33 | 3 |
| Married..... | 10,951 | 1 | 4 | 329 | 1,398 | 1,888 | 3,450 | 2,175 | 1,204 | 499 | 3 |
| Widowed..... | 870 | | | 1 | 17 | 27 | 127 | 203 | 232 | 262 | 1 |
| Divorced..... | 21 | | | | | | 6 | 8 | 6 | | |
| Unknown..... | 16 | | | 6 | 2 | 2 | 2 | 1 | | 1 | 2 |
| Colored (total) ¹ | 618 | 106 | 55 | 79 | 76 | 66 | 116 | 62 | 35 | 22 | 1 |
| Single..... | 362 | 106 | 55 | 63 | 43 | 37 | 43 | 11 | 1 | 3 | |
| Married..... | 236 | | | 15 | 33 | 26 | 68 | 49 | 31 | 14 | 5 |
| Widowed..... | 17 | | | 1 | | 1 | 5 | 2 | 3 | 5 | |
| Divorced..... | 2 | | | | | 2 | | | | | |
| Unknown..... | 1 | | | | | | | | | | 1 |
| Persons of negro descent..... | 507 | 106 | 49 | 68 | 60 | 40 | 77 | 52 | 34 | 21 | |
| Single..... | 273 | 106 | 49 | 53 | 30 | 13 | 14 | 5 | 1 | 2 | |
| Married..... | 215 | | | 14 | 30 | 24 | 53 | 45 | 30 | 14 | |
| Widowed..... | 17 | | | 1 | | 1 | 5 | 2 | 3 | 5 | |
| Divorced..... | 2 | | | | | 2 | | | | | |
| Unknown..... | | | | | | | | | | | |
| FEMALES. | | | | | | | | | | | |
| Aggregate..... | 59,339 | 16,866 | 4,959 | 6,351 | 6,292 | 5,085 | 8,119 | 5,557 | 3,490 | 2,680 | 40 |
| Single..... | 32,724 | 16,865 | 4,778 | 4,481 | 2,697 | 1,336 | 1,388 | 645 | 306 | 224 | 4 |
| Married..... | 21,842 | 1 | 176 | 1,821 | 3,497 | 3,505 | 6,160 | 3,912 | 1,971 | 730 | 9 |
| Widowed..... | 4,574 | | 5 | 23 | 76 | 166 | 523 | 968 | 1,198 | 1,606 | 4 |
| Divorced..... | 143 | | | 11 | 17 | 26 | 45 | 29 | 11 | 4 | |
| Unknown..... | 56 | | | 10 | 5 | 2 | 3 | 3 | 4 | 6 | 23 |
| Native white—native parents..... | 18,894 | 5,115 | 1,441 | 1,534 | 1,575 | 1,403 | 2,423 | 2,209 | 1,602 | 1,560 | 27 |
| Single..... | 9,676 | 5,115 | 1,398 | 1,019 | 664 | 389 | 455 | 319 | 175 | 145 | 2 |
| Married..... | 7,098 | | 46 | 499 | 879 | 957 | 1,793 | 1,524 | 946 | 449 | 5 |
| Widowed..... | 2,013 | | 2 | 10 | 23 | 42 | 154 | 348 | 473 | 960 | 1 |
| Divorced..... | 77 | | | 3 | 8 | 15 | 24 | 17 | 6 | 4 | |
| Unknown..... | 30 | | | 3 | 1 | | 2 | 1 | 2 | 2 | 19 |
| Native white—foreign parents..... | 21,351 | 10,500 | 2,339 | 2,290 | 2,049 | 1,360 | 1,890 | 705 | 150 | 66 | 2 |
| Single..... | 16,861 | 10,500 | 2,283 | 1,793 | 1,120 | 532 | 492 | 115 | 19 | 6 | 1 |
| Married..... | 4,087 | | 54 | 486 | 905 | 773 | 1,271 | 475 | 95 | 23 | |
| Widowed..... | 368 | | 2 | 5 | 20 | 42 | 117 | 109 | 36 | 37 | |
| Divorced..... | 29 | | | 4 | 4 | 7 | 9 | 5 | | | |
| Unknown..... | 6 | | | 2 | | 1 | 1 | 1 | | | 1 |
| Foreign white..... | 18,497 | 1,090 | 1,133 | 2,452 | 2,607 | 2,221 | 3,709 | 2,584 | 1,701 | 989 | 11 |
| Single..... | 5,886 | 1,089 | 1,061 | 1,628 | 890 | 404 | 426 | 206 | 110 | 71 | 1 |
| Married..... | 10,436 | 1 | 72 | 805 | 1,677 | 1,733 | 3,037 | 1,833 | 911 | 313 | 4 |
| Widowed..... | 2,123 | | | 12 | 31 | 79 | 237 | 487 | 673 | 601 | 3 |
| Divorced..... | 32 | | | 2 | 5 | 4 | 9 | 7 | 5 | | |
| Unknown..... | 20 | | | 5 | 4 | 1 | | 1 | 2 | 4 | 3 |
| Colored (total) ¹ | 597 | 161 | 46 | 75 | 61 | 51 | 92 | 59 | 37 | 15 | |
| Single..... | 301 | 161 | 41 | 41 | 23 | 11 | 15 | 5 | 2 | 2 | |
| Married..... | 221 | | 4 | 31 | 36 | 37 | 59 | 30 | 19 | 5 | |
| Widowed..... | 70 | | 1 | 1 | 2 | 3 | 15 | 24 | 16 | 8 | |
| Divorced..... | 5 | | | 2 | | | 3 | | | | |
| Unknown..... | | | | | | | | | | | |
| Persons of negro descent..... | 597 | 161 | 46 | 75 | 61 | 51 | 92 | 59 | 37 | 15 | |
| Single..... | 301 | 161 | 41 | 41 | 23 | 11 | 15 | 5 | 2 | 2 | |
| Married..... | 221 | | 4 | 31 | 36 | 37 | 59 | 30 | 19 | 5 | |
| Widowed..... | 70 | | 1 | 1 | 2 | 3 | 15 | 24 | 16 | 8 | |
| Divorced..... | 5 | | | 2 | | | 3 | | | | |
| Unknown..... | | | | | | | | | | | |

¹Persons of negro descent, Chinese, Japanese, and Indians.

SCHOOL ATTENDANCE.

BY STATES AND TERRITORIES: 1960.

TABLE 33.—TOTAL PERSONS ATTENDING SCHOOL DURING THE CENSUS YEAR, CLASSIFIED BY GENERAL NATIVITY AND COLOR.

TABLE 34.—TOTAL PERSONS ATTENDING SCHOOL DURING THE CENSUS YEAR, CLASSIFIED BY SEX AND AGE PERIODS.

TABLE 35.—WHITE PERSONS ATTENDING SCHOOL DURING THE CENSUS YEAR, CLASSIFIED BY SEX AND AGE PERIODS.

TABLE 36.—NATIVE WHITE PERSONS ATTENDING SCHOOL DURING THE CENSUS YEAR, CLASSIFIED BY SEX AND AGE PERIODS.

TABLE 37.—NATIVE WHITE PERSONS OF NATIVE PARENTAGE ATTENDING SCHOOL DURING THE CENSUS YEAR, CLASSIFIED BY SEX AND AGE PERIODS.

TABLE 38.—NATIVE WHITE PERSONS OF FOREIGN PARENTAGE ATTENDING SCHOOL DURING THE CENSUS YEAR, CLASSIFIED BY SEX AND AGE PERIODS.

TABLE 39.—FOREIGN WHITE PERSONS ATTENDING SCHOOL DURING THE CENSUS YEAR, CLASSIFIED BY SEX AND AGE PERIODS.

TABLE 40.—COLORED PERSONS ATTENDING SCHOOL DURING THE CENSUS YEAR, CLASSIFIED BY SEX AND AGE PERIODS.

TABLE 41.—NEGRO PERSONS ATTENDING SCHOOL DURING THE CENSUS YEAR, CLASSIFIED BY SEX AND AGE PERIODS.

TABLE 42.—TOTAL PERSONS ATTENDING SCHOOL DURING THE CENSUS YEAR, CLASSIFIED BY SEX, AGE PERIODS, AND MONTHS OF SCHOOL ATTENDANCE.

TABLE 43.—NATIVE WHITE PERSONS OF NATIVE PARENTAGE ATTENDING SCHOOL DURING THE CENSUS YEAR, CLASSIFIED BY SEX, AGE PERIODS, AND MONTHS OF SCHOOL ATTENDANCE.

TABLE 44.—NATIVE WHITE PERSONS OF FOREIGN PARENTAGE ATTENDING SCHOOL DURING THE CENSUS YEAR, CLASSIFIED BY SEX, AGE PERIODS, AND MONTHS OF SCHOOL ATTENDANCE.

TABLE 45.—FOREIGN WHITE PERSONS ATTENDING SCHOOL DURING THE CENSUS YEAR, CLASSIFIED BY SEX, AGE PERIODS, AND MONTHS OF SCHOOL ATTENDANCE.

TABLE 46.—COLORED PERSONS ATTENDING SCHOOL DURING THE CENSUS YEAR, CLASSIFIED BY SEX, AGE PERIODS, AND MONTHS OF SCHOOL ATTENDANCE.

TABLE 47.—NEGRO PERSONS ATTENDING SCHOOL DURING THE CENSUS YEAR, CLASSIFIED BY SEX, AGE PERIODS, AND MONTHS OF SCHOOL ATTENDANCE.

FOR THE UNITED STATES: 1960.

TABLE 48.—TOTAL PERSONS ATTENDING SCHOOL DURING THE CENSUS YEAR, CLASSIFIED BY SEX, GENERAL NATIVITY, COLOR, AGE PERIODS, AND MONTHS OF SCHOOL ATTENDANCE.

FOR CITIES HAVING 25,000 INHABITANTS OR MORE: 1960.

TABLE 49.—TOTAL PERSONS ATTENDING SCHOOL DURING THE CENSUS YEAR, CLASSIFIED BY SEX AND AGE PERIODS.

TABLE 50.—NATIVE WHITE PERSONS OF NATIVE PARENTAGE ATTENDING SCHOOL DURING THE CENSUS YEAR, CLASSIFIED BY SEX AND AGE PERIODS.

TABLE 51.—NATIVE WHITE PERSONS OF FOREIGN PARENTAGE ATTENDING SCHOOL DURING THE CENSUS YEAR, CLASSIFIED BY SEX AND AGE PERIODS.

TABLE 52.—FOREIGN WHITE PERSONS ATTENDING SCHOOL DURING THE CENSUS YEAR, CLASSIFIED BY SEX AND AGE PERIODS.

TABLE 53.—COLORED PERSONS ATTENDING SCHOOL DURING THE CENSUS YEAR, CLASSIFIED BY SEX AND AGE PERIODS.

TABLE 54.—NEGRO PERSONS ATTENDING SCHOOL DURING THE CENSUS YEAR, CLASSIFIED BY SEX AND AGE PERIODS.

TABLE 55.—TOTAL PERSONS ATTENDING SCHOOL DURING THE CENSUS YEAR, CLASSIFIED BY SEX, AGE PERIODS, AND MONTHS OF SCHOOL ATTENDANCE.

SCHOOL ATTENDANCE.

TABLE 33.—TOTAL PERSONS ATTENDING SCHOOL DURING THE CENSUS YEAR, CLASSIFIED BY GENERAL NATIVITY AND COLOR, BY STATES AND TERRITORIES: 1900.

[The designation "native white—native parents" comprehends all native white persons having either both parents native born, one parent native born and one parent unknown, or both parents unknown, while the designation "native white—foreign parents" comprehends all native white persons having either one or both parents foreign born.]

| STATES AND TERRITORIES. | Aggregate. | Native born. | Foreign born. | Total white. | NATIVE WHITE. | | | Foreign white. | COLORED. ¹ | |
|--------------------------------|------------|--------------|---------------|--------------|---------------|-----------------|------------------|----------------|-----------------------|---------------------|
| | | | | | Total. | Native parents. | Foreign parents. | | Total. | Negro. ² |
| The United States ³ | 13,385,628 | 13,001,719 | 383,909 | 12,245,220 | 11,863,535 | 8,252,398 | 3,611,137 | 381,685 | 1,140,408 | 1,096,774 |
| Alabama | 240,433 | 229,997 | 436 | 161,884 | 161,460 | 156,494 | 4,966 | 424 | 78,549 | 78,549 |
| Alaska | 2,673 | 2,565 | 108 | 712 | 649 | 373 | 276 | 63 | 1,961 | |
| Arizona | 17,495 | 16,670 | 825 | 14,451 | 13,642 | 8,475 | 5,167 | 809 | 3,044 | 147 |
| Arkansas | 230,180 | 229,821 | 359 | 179,794 | 179,435 | 173,380 | 6,055 | 359 | 50,386 | 50,372 |
| California | 251,893 | 243,330 | 8,563 | 246,801 | 238,587 | 132,527 | 106,060 | 8,214 | 5,092 | 1,760 |
| Colorado | 96,728 | 93,809 | 2,919 | 95,266 | 92,351 | 60,849 | 31,502 | 2,915 | 1,462 | 1,074 |
| Connecticut | 150,434 | 140,459 | 9,975 | 143,338 | 133,380 | 67,795 | 70,585 | 9,958 | 2,096 | 2,062 |
| Delaware | 28,758 | 28,365 | 388 | 24,868 | 24,482 | 20,375 | 4,107 | 386 | 3,885 | 3,883 |
| District of Columbia | 39,904 | 39,362 | 542 | 28,522 | 27,997 | 22,143 | 5,854 | 525 | 11,382 | 11,368 |
| Florida | 86,926 | 86,007 | 919 | 55,738 | 54,973 | 50,061 | 4,912 | 765 | 31,188 | 31,188 |
| Georgia | 313,588 | 313,105 | 483 | 202,997 | 202,538 | 198,194 | 4,344 | 459 | 110,591 | 110,586 |
| Hawaii | 15,553 | 14,612 | 941 | 13,252 | 12,885 | 7,192 | 5,643 | 417 | 2,301 | 37 |
| Idaho | 33,087 | 32,381 | 706 | 32,661 | 31,956 | 20,988 | 10,968 | 705 | 426 | 36 |
| Illinois | 879,825 | 848,621 | 31,204 | 368,270 | 337,122 | 503,197 | 333,925 | 31,148 | 11,555 | 11,518 |
| Indiana | 491,951 | 483,305 | 8,646 | 482,091 | 473,452 | 417,421 | 61,031 | 3,639 | 9,860 | 9,829 |
| Indian Territory | 48,268 | 48,132 | 136 | 35,990 | 35,855 | 34,450 | 1,405 | 135 | 12,278 | 3,208 |
| Iowa | 492,673 | 484,297 | 8,381 | 490,528 | 482,153 | 312,177 | 169,976 | 8,375 | 2,150 | 2,096 |
| Kansas | 335,354 | 331,404 | 3,950 | 324,005 | 320,060 | 243,075 | 76,985 | 3,945 | 11,349 | 10,508 |
| Kentucky | 385,294 | 384,478 | 816 | 343,733 | 342,928 | 322,206 | 20,722 | 805 | 41,561 | 41,537 |
| Louisiana | 153,719 | 152,780 | 939 | 104,995 | 104,072 | 91,479 | 12,593 | 923 | 48,724 | 48,696 |
| Maine | 119,976 | 114,034 | 5,942 | 119,612 | 113,688 | 87,636 | 26,052 | 5,924 | 364 | 194 |
| Maryland | 185,850 | 182,863 | 2,987 | 153,987 | 153,011 | 123,621 | 29,390 | 2,976 | 29,863 | 29,853 |
| Massachusetts | 463,332 | 427,126 | 41,206 | 463,915 | 422,894 | 137,986 | 234,908 | 41,021 | 4,417 | 4,256 |
| Michigan | 464,726 | 441,144 | 23,582 | 461,038 | 437,557 | 215,839 | 221,718 | 23,481 | 3,688 | 2,711 |
| Minnesota | 357,809 | 340,067 | 17,742 | 356,107 | 338,375 | 104,188 | 234,187 | 17,732 | 1,702 | 594 |
| Mississippi | 258,995 | 258,309 | 186 | 133,098 | 132,916 | 129,457 | 3,459 | 182 | 125,897 | 125,850 |
| Missouri | 604,111 | 599,612 | 4,499 | 579,299 | 574,807 | 476,806 | 98,001 | 4,492 | 24,812 | 24,790 |
| Montana | 38,610 | 36,392 | 2,218 | 36,792 | 34,587 | 17,600 | 16,987 | 2,205 | 1,818 | 156 |
| Nebraska | 248,576 | 242,324 | 6,252 | 246,787 | 240,539 | 138,336 | 102,153 | 6,248 | 1,789 | 923 |
| Nevada | 6,653 | 6,563 | 85 | 6,257 | 6,173 | 3,165 | 3,013 | 79 | 396 | 7 |
| New Hampshire | 62,293 | 56,915 | 5,378 | 62,208 | 56,833 | 36,398 | 20,435 | 5,375 | 85 | 79 |
| New Jersey | 309,238 | 293,490 | 15,748 | 300,965 | 285,233 | 159,177 | 126,056 | 15,732 | 8,273 | 8,253 |
| New Mexico | 28,672 | 28,132 | 540 | 26,905 | 26,369 | 22,873 | 3,496 | 536 | 1,767 | 173 |
| New York | 1,172,973 | 1,090,331 | 82,592 | 1,161,387 | 1,079,043 | 559,562 | 519,481 | 82,344 | 11,536 | 10,590 |
| North Carolina | 317,689 | 317,499 | 190 | 225,658 | 225,472 | 223,946 | 1,526 | 186 | 92,031 | 91,392 |
| North Dakota | 58,348 | 52,184 | 6,164 | 58,039 | 51,382 | 13,416 | 37,966 | 6,657 | 809 | 48 |
| Ohio | 790,722 | 776,921 | 13,801 | 774,316 | 760,581 | 577,630 | 182,901 | 13,735 | 16,406 | 16,390 |
| Oklahoma | 82,274 | 81,652 | 622 | 75,952 | 75,331 | 66,662 | 8,669 | 621 | 6,322 | 3,551 |
| Oregon | 83,511 | 81,478 | 2,033 | 82,152 | 80,141 | 56,772 | 23,369 | 2,011 | 1,359 | 101 |
| Pennsylvania | 1,034,906 | 1,053,059 | 31,847 | 1,064,015 | 1,032,221 | 745,898 | 286,323 | 31,794 | 20,891 | 19,573 |
| Rhode Island | 66,044 | 59,432 | 6,612 | 64,786 | 58,184 | 24,709 | 33,475 | 6,602 | 1,253 | 1,253 |
| South Carolina | 177,523 | 177,414 | 114 | 90,112 | 90,001 | 88,150 | 1,851 | 111 | 87,416 | 87,401 |
| South Dakota | 89,821 | 85,777 | 4,044 | 85,839 | 81,796 | 33,901 | 47,895 | 4,043 | 3,982 | 73 |
| Tennessee | 340,917 | 340,332 | 585 | 277,798 | 277,263 | 270,039 | 7,229 | 530 | 63,119 | 63,109 |
| Texas | 515,544 | 509,646 | 5,898 | 423,870 | 417,993 | 367,847 | 50,146 | 5,877 | 91,674 | 91,633 |
| Utah | 64,925 | 62,959 | 1,966 | 64,689 | 62,727 | 29,064 | 33,663 | 1,962 | 236 | 51 |
| Vermont | 60,082 | 57,589 | 2,493 | 59,958 | 57,467 | 42,141 | 15,326 | 2,491 | 124 | 123 |
| Virginia | 301,330 | 300,792 | 538 | 212,440 | 211,912 | 206,467 | 5,445 | 528 | 88,890 | 88,726 |
| Washington | 100,731 | 96,431 | 4,300 | 98,892 | 94,697 | 56,823 | 37,874 | 4,195 | 1,839 | 274 |
| West Virginia | 136,410 | 135,838 | 572 | 130,654 | 130,133 | 172,761 | 7,372 | 521 | 5,756 | 5,750 |
| Wisconsin | 427,624 | 411,532 | 16,092 | 425,969 | 409,839 | 161,807 | 248,032 | 16,080 | 1,655 | 342 |
| Wyoming | 14,917 | 14,488 | 429 | 14,576 | 14,147 | 3,624 | 5,523 | 429 | 341 | 88 |

¹ Persons of negro descent, Chinese, Japanese, and Indians.
² Includes all persons of negro descent.

³ Includes persons in the military and naval service of the United States (including civilian employees, etc.) stationed abroad, not credited to any state or territory.

STATISTICS OF POPULATION.

TABLE 34.—TOTAL PERSONS ATTENDING SCHOOL DURING THE CENSUS-YEAR, CLASSIFIED BY SEX AND AGE PERIODS, BY STATES AND TERRITORIES: 1900.

| STATES AND TERRITORIES. | UNDER 5 YEARS. | | | 5 TO 9 YEARS. | | | 10 TO 14 YEARS. | | | 15 TO 20 YEARS. | | | 21 YEARS AND OVER. | | |
|--------------------------------|----------------|--------|----------|---------------|-----------|-----------|-----------------|-----------|-----------|-----------------|-----------|-----------|--------------------|---------|----------|
| | Total. | Males. | Females. | Total. | Males. | Females. | Total. | Males. | Females. | Total. | Males. | Females. | Total. | Males. | Females. |
| The United States ¹ | 44,227 | 22,219 | 22,008 | 4,273,815 | 2,158,254 | 2,115,561 | 6,459,593 | 3,220,016 | 3,239,577 | 2,445,537 | 1,175,937 | 1,269,600 | 162,456 | 102,441 | 60,015 |
| Alabama | 300 | 153 | 147 | 52,275 | 26,151 | 26,124 | 124,727 | 60,438 | 64,289 | 59,920 | 29,430 | 30,490 | 3,211 | 1,973 | 1,238 |
| Alaska | 17 | 4 | 13 | 1,046 | 566 | 480 | 1,067 | 565 | 502 | 400 | 234 | 166 | 143 | 88 | 55 |
| Arizona | 45 | 29 | 16 | 5,609 | 2,883 | 2,726 | 8,039 | 4,114 | 3,925 | 3,488 | 1,716 | 1,772 | 314 | 194 | 120 |
| Arkansas | 324 | 169 | 155 | 60,039 | 30,134 | 29,905 | 110,305 | 54,283 | 56,022 | 57,030 | 23,440 | 23,590 | 2,482 | 1,541 | 941 |
| California | 1,097 | 603 | 494 | 79,564 | 40,048 | 39,516 | 115,604 | 57,743 | 57,861 | 50,790 | 22,879 | 27,911 | 4,838 | 2,729 | 2,109 |
| Colorado | 319 | 156 | 163 | 31,518 | 15,782 | 15,736 | 43,497 | 21,617 | 21,880 | 20,060 | 9,323 | 10,732 | 1,334 | 814 | 520 |
| Connecticut | 1,913 | 965 | 948 | 57,941 | 29,140 | 28,801 | 68,639 | 34,497 | 34,142 | 19,817 | 9,376 | 9,941 | 2,624 | 2,030 | 594 |
| Delaware | 70 | 29 | 41 | 8,928 | 4,587 | 4,341 | 14,767 | 7,334 | 7,433 | 4,771 | 2,299 | 2,472 | 217 | 151 | 66 |
| District of Columbia | 139 | 55 | 84 | 10,651 | 5,284 | 5,367 | 19,898 | 9,397 | 10,501 | 8,478 | 3,552 | 4,926 | 738 | 500 | 233 |
| Florida | 202 | 105 | 97 | 24,215 | 12,031 | 12,184 | 43,382 | 21,435 | 21,947 | 18,310 | 8,491 | 9,819 | 817 | 443 | 374 |
| Georgia | 624 | 315 | 309 | 91,926 | 45,723 | 46,203 | 161,590 | 76,888 | 84,702 | 56,698 | 25,209 | 31,489 | 2,750 | 1,753 | 997 |
| Hawaii | 184 | 93 | 91 | 6,433 | 3,360 | 3,073 | 7,103 | 3,847 | 3,256 | 1,748 | 1,003 | 745 | 85 | 57 | 28 |
| Idaho | 43 | 19 | 24 | 10,256 | 5,238 | 5,018 | 15,362 | 7,694 | 7,668 | 7,093 | 3,476 | 3,617 | 333 | 206 | 127 |
| Illinois | 1,965 | 951 | 1,014 | 309,283 | 155,402 | 153,881 | 411,852 | 206,433 | 205,419 | 145,146 | 70,311 | 74,835 | 11,579 | 7,263 | 4,316 |
| Indiana | 445 | 237 | 208 | 151,345 | 77,238 | 74,107 | 239,536 | 119,465 | 120,071 | 94,940 | 46,753 | 48,187 | 5,685 | 3,719 | 1,966 |
| Indian Territory | 124 | 63 | 61 | 12,242 | 6,146 | 6,096 | 25,581 | 12,542 | 13,039 | 9,861 | 5,019 | 4,842 | 460 | 297 | 163 |
| Iowa | 2,174 | 1,075 | 1,099 | 172,410 | 86,754 | 85,656 | 218,091 | 109,133 | 108,958 | 93,468 | 44,966 | 48,502 | 6,535 | 4,010 | 2,525 |
| Kansas | 716 | 418 | 298 | 99,635 | 50,452 | 49,183 | 153,261 | 77,165 | 76,096 | 77,501 | 33,345 | 39,156 | 4,241 | 2,482 | 1,759 |
| Kentucky | 450 | 244 | 206 | 104,333 | 53,074 | 51,259 | 193,326 | 96,259 | 97,067 | 83,775 | 41,250 | 42,525 | 3,410 | 2,227 | 1,183 |
| Louisiana | 386 | 203 | 183 | 41,112 | 21,006 | 20,106 | 85,468 | 42,001 | 43,467 | 25,612 | 11,733 | 13,829 | 1,141 | 661 | 480 |
| Maine | 1,213 | 636 | 577 | 39,220 | 19,904 | 19,316 | 53,975 | 27,535 | 26,440 | 23,321 | 11,419 | 12,402 | 1,747 | 1,152 | 595 |
| Maryland | 357 | 171 | 186 | 59,897 | 29,975 | 29,922 | 96,675 | 48,102 | 48,573 | 26,827 | 13,154 | 13,673 | 2,094 | 1,465 | 629 |
| Massachusetts | 4,235 | 2,146 | 2,089 | 175,274 | 88,350 | 86,924 | 209,081 | 104,359 | 104,722 | 70,064 | 31,862 | 33,202 | 9,673 | 5,833 | 3,845 |
| Michigan | 1,647 | 809 | 838 | 159,523 | 81,189 | 78,334 | 222,402 | 112,062 | 110,340 | 74,223 | 34,566 | 39,657 | 6,931 | 4,255 | 2,676 |
| Minnesota | 1,004 | 505 | 499 | 123,720 | 62,648 | 61,072 | 171,820 | 86,630 | 85,140 | 56,513 | 27,390 | 28,623 | 4,752 | 3,153 | 1,599 |
| Mississippi | 1,040 | 508 | 532 | 74,619 | 37,303 | 37,316 | 121,742 | 59,288 | 62,454 | 58,384 | 27,523 | 31,361 | 2,710 | 1,445 | 1,265 |
| Missouri | 765 | 372 | 393 | 186,577 | 94,356 | 92,221 | 289,483 | 144,014 | 145,469 | 121,307 | 59,111 | 62,196 | 5,979 | 3,932 | 2,047 |
| Montana | 92 | 43 | 44 | 13,731 | 6,892 | 6,839 | 17,436 | 8,694 | 8,742 | 7,010 | 3,302 | 3,708 | 341 | 211 | 130 |
| Nebraska | 825 | 395 | 430 | 81,593 | 41,420 | 40,178 | 111,710 | 56,154 | 55,556 | 50,599 | 25,565 | 25,034 | 3,844 | 2,467 | 1,377 |
| Nevada | 22 | 11 | 11 | 1,899 | 942 | 957 | 2,902 | 1,457 | 1,445 | 1,634 | 781 | 853 | 196 | 100 | 96 |
| New Hampshire | 441 | 245 | 196 | 22,195 | 11,337 | 10,858 | 28,776 | 14,348 | 14,428 | 10,051 | 4,347 | 5,204 | 830 | 523 | 307 |
| New Jersey | 1,506 | 756 | 750 | 123,046 | 62,100 | 60,946 | 146,885 | 72,828 | 74,057 | 35,819 | 16,936 | 13,883 | 1,982 | 1,265 | 717 |
| New Mexico | 100 | 48 | 52 | 3,509 | 4,439 | 4,070 | 14,330 | 7,421 | 6,909 | 5,497 | 2,960 | 2,537 | 236 | 142 | 94 |
| New York | 7,637 | 3,873 | 3,814 | 434,206 | 219,199 | 215,007 | 567,071 | 285,742 | 281,329 | 151,435 | 69,604 | 81,831 | 12,574 | 7,496 | 5,078 |
| North Carolina | 350 | 182 | 168 | 79,619 | 40,222 | 39,397 | 143,994 | 73,802 | 70,192 | 84,450 | 41,418 | 43,032 | 4,276 | 2,500 | 1,776 |
| North Dakota | 125 | 64 | 61 | 13,234 | 9,245 | 8,989 | 29,926 | 15,231 | 14,695 | 9,973 | 5,093 | 4,885 | 585 | 333 | 202 |
| Ohio | 1,019 | 510 | 509 | 256,974 | 130,027 | 126,947 | 379,153 | 191,820 | 187,333 | 143,872 | 72,286 | 71,586 | 9,704 | 6,515 | 3,139 |
| Oklahoma | 161 | 85 | 76 | 22,729 | 11,544 | 11,185 | 39,413 | 19,954 | 19,464 | 19,134 | 10,102 | 9,082 | 732 | 463 | 319 |
| Oregon | 228 | 98 | 130 | 25,230 | 12,821 | 12,409 | 33,356 | 19,498 | 13,363 | 13,651 | 9,070 | 9,581 | 1,046 | 690 | 356 |
| Pennsylvania | 2,339 | 1,448 | 1,441 | 390,412 | 197,361 | 193,051 | 522,454 | 258,639 | 263,815 | 156,895 | 73,305 | 83,090 | 12,256 | 8,360 | 3,896 |
| Rhode Island | 685 | 350 | 335 | 25,965 | 13,086 | 12,879 | 30,376 | 15,184 | 15,692 | 7,850 | 3,689 | 4,161 | 668 | 436 | 232 |
| South Carolina | 394 | 192 | 202 | 43,935 | 22,023 | 21,912 | 90,818 | 43,932 | 46,886 | 39,928 | 18,019 | 21,909 | 2,453 | 1,423 | 1,025 |
| South Dakota | 137 | 62 | 75 | 26,855 | 13,693 | 13,162 | 42,826 | 22,025 | 20,801 | 18,333 | 9,694 | 9,139 | 1,170 | 726 | 444 |
| Tennessee | 425 | 222 | 203 | 87,535 | 44,334 | 43,151 | 166,701 | 82,764 | 83,937 | 81,836 | 40,309 | 41,527 | 4,420 | 2,773 | 1,647 |
| Texas | 422 | 192 | 230 | 97,851 | 48,878 | 48,973 | 296,977 | 147,442 | 149,535 | 115,611 | 55,520 | 60,091 | 4,633 | 3,111 | 1,572 |
| Utah | 53 | 28 | 30 | 19,304 | 9,820 | 9,484 | 30,755 | 15,260 | 15,495 | 13,958 | 6,615 | 7,343 | 350 | 503 | 347 |
| Vermont | 282 | 127 | 155 | 20,551 | 10,347 | 10,204 | 27,786 | 14,109 | 13,677 | 10,542 | 5,097 | 5,445 | 921 | 646 | 275 |
| Virginia | 603 | 304 | 304 | 79,543 | 40,072 | 39,476 | 151,226 | 78,269 | 72,957 | 66,530 | 29,960 | 36,570 | 3,413 | 2,145 | 1,273 |
| Washington | 194 | 104 | 90 | 34,352 | 17,533 | 16,799 | 44,371 | 22,306 | 22,565 | 20,095 | 9,489 | 10,606 | 1,219 | 754 | 465 |
| West Virginia | 196 | 91 | 105 | 50,304 | 25,878 | 24,926 | 90,960 | 46,175 | 44,785 | 42,530 | 21,653 | 20,377 | 1,920 | 1,225 | 695 |
| Wisconsin | 3,335 | 1,723 | 1,812 | 154,007 | 77,633 | 76,374 | 205,281 | 103,570 | 101,711 | 59,633 | 29,173 | 30,510 | 5,113 | 3,116 | 2,002 |
| Wyoming | 47 | 27 | 20 | 5,101 | 2,593 | 2,508 | 6,803 | 3,488 | 3,315 | 2,336 | 1,335 | 1,451 | 130 | 84 | 46 |

¹Includes persons in the military and naval service of the United States (including civilian employees, etc.) stationed abroad, not credited to any state or territory.

SCHOOL ATTENDANCE.

TABLE 35.—WHITE PERSONS ATTENDING SCHOOL DURING THE CENSUS YEAR, CLASSIFIED BY SEX AND AGE PERIODS, BY STATES AND TERRITORIES: 1900.

| STATES AND TERRITORIES. | UNDER 5 YEARS. | | | 5 TO 9 YEARS. | | | 10 TO 14 YEARS. | | | 15 TO 20 YEARS. | | | 21 YEARS AND OVER. | | |
|--------------------------------|----------------|--------|----------|---------------|-----------|-----------|-----------------|-----------|-----------|-----------------|-----------|-----------|--------------------|--------|----------|
| | Total. | Males. | Females. | Total. | Males. | Females. | Total. | Males. | Females. | Total. | Males. | Females. | Total. | Males. | Females. |
| The United States ¹ | 41,454 | 20,768 | 20,691 | 3,976,801 | 2,012,706 | 1,964,095 | 5,853,020 | 2,932,251 | 2,920,769 | 2,223,771 | 1,083,941 | 1,139,830 | 150,174 | 95,768 | 54,406 |
| Alabama | 189 | 99 | 90 | 36,001 | 18,164 | 17,837 | 80,917 | 40,095 | 40,822 | 42,597 | 22,411 | 20,186 | 2,180 | 1,418 | 762 |
| Alaska | 7 | | 7 | 309 | 163 | 146 | 299 | 154 | 145 | 91 | 51 | 40 | 6 | 4 | 2 |
| Arizona | 39 | 26 | 13 | 4,734 | 2,444 | 2,340 | 6,784 | 3,453 | 3,331 | 2,741 | 1,256 | 1,485 | 103 | 58 | 45 |
| Arkansas | 235 | 117 | 118 | 47,321 | 23,969 | 23,352 | 84,881 | 42,069 | 42,812 | 45,331 | 23,421 | 21,910 | 2,026 | 1,307 | 719 |
| California | 1,064 | 585 | 479 | 77,971 | 39,190 | 38,781 | 113,458 | 56,686 | 56,822 | 49,730 | 22,257 | 27,473 | 4,573 | 2,548 | 2,030 |
| Colorado | 313 | 154 | 159 | 31,123 | 15,593 | 15,530 | 42,806 | 21,262 | 21,544 | 19,711 | 9,152 | 10,559 | 1,313 | 803 | 510 |
| Connecticut | 1,896 | 953 | 943 | 57,177 | 28,773 | 28,404 | 67,603 | 33,976 | 33,627 | 19,058 | 9,238 | 9,820 | 2,604 | 2,014 | 590 |
| Delaware | 57 | 21 | 36 | 7,775 | 4,002 | 3,773 | 12,646 | 6,292 | 6,354 | 4,200 | 2,003 | 2,197 | 190 | 135 | 55 |
| District of Columbia | 91 | 38 | 53 | 7,804 | 3,968 | 3,836 | 14,016 | 6,730 | 7,286 | 6,030 | 2,683 | 3,347 | 581 | 392 | 189 |
| Florida | 131 | 62 | 69 | 15,361 | 7,749 | 7,612 | 26,943 | 13,545 | 13,398 | 12,730 | 6,273 | 6,457 | 573 | 317 | 256 |
| Georgia | 396 | 208 | 188 | 58,855 | 29,556 | 29,299 | 100,298 | 49,161 | 51,137 | 41,442 | 20,011 | 21,431 | 2,006 | 1,339 | 667 |
| Hawaii | 129 | 58 | 71 | 5,283 | 2,722 | 2,561 | 6,284 | 3,337 | 2,947 | 1,487 | 800 | 687 | 69 | 41 | 23 |
| Idaho | 42 | 19 | 23 | 10,113 | 5,169 | 4,944 | 15,164 | 7,539 | 7,625 | 7,015 | 3,435 | 3,580 | 327 | 201 | 126 |
| Illinois | 1,940 | 944 | 996 | 305,755 | 153,636 | 152,069 | 406,087 | 203,708 | 202,379 | 143,054 | 69,453 | 73,601 | 11,434 | 7,163 | 4,271 |
| Indiana | 428 | 230 | 198 | 143,307 | 75,686 | 72,541 | 234,498 | 116,995 | 117,503 | 93,236 | 46,022 | 47,214 | 5,622 | 3,695 | 1,927 |
| Indian Territory | 67 | 31 | 36 | 9,177 | 4,630 | 4,547 | 19,370 | 9,577 | 9,793 | 7,033 | 3,686 | 3,402 | 288 | 133 | 105 |
| Iowa | 2,168 | 1,073 | 1,095 | 171,710 | 86,418 | 85,292 | 217,076 | 103,632 | 103,444 | 93,066 | 44,816 | 48,250 | 6,508 | 3,995 | 2,513 |
| Kansas | 624 | 334 | 290 | 96,665 | 48,961 | 47,704 | 147,692 | 74,376 | 73,316 | 74,951 | 37,276 | 37,675 | 4,073 | 2,378 | 1,695 |
| Kentucky | 416 | 218 | 198 | 94,543 | 48,233 | 46,230 | 170,721 | 85,490 | 85,231 | 74,985 | 37,667 | 37,318 | 3,063 | 2,046 | 1,022 |
| Louisiana | 283 | 140 | 143 | 28,315 | 14,534 | 13,781 | 56,705 | 28,251 | 28,454 | 18,894 | 9,034 | 9,810 | 798 | 497 | 301 |
| Maine | 1,210 | 634 | 576 | 39,031 | 19,837 | 19,244 | 53,821 | 27,461 | 26,360 | 23,760 | 11,385 | 12,375 | 1,740 | 1,149 | 591 |
| Maryland | 287 | 134 | 153 | 51,077 | 25,666 | 25,411 | 79,817 | 40,094 | 39,723 | 22,976 | 11,493 | 11,483 | 1,530 | 1,340 | 490 |
| Massachusetts | 4,133 | 2,117 | 2,066 | 173,705 | 87,597 | 86,108 | 207,044 | 103,395 | 103,649 | 69,380 | 31,557 | 37,823 | 9,603 | 5,774 | 3,829 |
| Michigan | 1,636 | 802 | 834 | 153,410 | 80,657 | 72,753 | 220,532 | 111,136 | 109,396 | 73,581 | 34,256 | 39,325 | 6,379 | 4,224 | 2,655 |
| Minnesota | 999 | 504 | 495 | 123,185 | 62,409 | 60,776 | 171,041 | 86,286 | 84,755 | 56,167 | 27,734 | 28,433 | 4,715 | 3,134 | 1,581 |
| Mississippi | 459 | 228 | 231 | 37,835 | 19,186 | 18,649 | 59,441 | 29,419 | 30,022 | 33,315 | 16,677 | 17,133 | 1,543 | 887 | 661 |
| Missouri | 727 | 352 | 375 | 179,566 | 90,914 | 88,652 | 276,777 | 137,980 | 138,797 | 116,481 | 57,032 | 59,449 | 5,748 | 3,304 | 1,944 |
| Montana | 88 | 47 | 41 | 13,209 | 6,647 | 6,562 | 16,569 | 8,256 | 8,313 | 6,593 | 3,070 | 3,523 | 328 | 204 | 124 |
| Nebraska | 316 | 158 | 158 | 31,091 | 15,582 | 15,509 | 61,938 | 30,909 | 31,029 | 28,296 | 14,149 | 14,147 | 1,247 | 743 | 404 |
| Nevada | 21 | 10 | 11 | 1,795 | 891 | 904 | 2,719 | 1,345 | 1,374 | 1,533 | 719 | 819 | 184 | 90 | 94 |
| New Hampshire | 441 | 245 | 196 | 22,169 | 11,326 | 10,843 | 28,733 | 14,326 | 14,407 | 10,037 | 4,838 | 5,199 | 828 | 521 | 307 |
| New Jersey | 1,476 | 741 | 735 | 120,123 | 60,664 | 59,464 | 142,736 | 70,333 | 71,903 | 34,712 | 16,431 | 18,281 | 1,913 | 1,224 | 689 |
| New Mexico | 74 | 38 | 36 | 7,938 | 4,153 | 3,835 | 13,544 | 6,986 | 6,558 | 5,087 | 2,699 | 2,388 | 212 | 121 | 91 |
| New York | 7,593 | 3,833 | 3,765 | 430,146 | 217,253 | 212,893 | 561,234 | 282,988 | 278,246 | 149,922 | 68,967 | 80,955 | 12,437 | 7,403 | 5,034 |
| North Carolina | 241 | 123 | 118 | 53,126 | 29,580 | 28,546 | 103,892 | 52,356 | 51,536 | 60,223 | 31,275 | 28,948 | 3,176 | 2,000 | 1,176 |
| North Dakota | 124 | 64 | 60 | 13,022 | 6,736 | 6,286 | 29,543 | 15,037 | 14,511 | 9,774 | 4,981 | 4,793 | 571 | 371 | 200 |
| Ohio | 996 | 497 | 499 | 251,932 | 127,629 | 124,303 | 371,004 | 187,850 | 183,154 | 140,965 | 70,942 | 70,023 | 9,419 | 6,356 | 3,063 |
| Oklahoma | 133 | 72 | 66 | 21,062 | 10,706 | 10,356 | 36,495 | 18,494 | 18,001 | 17,567 | 9,314 | 8,253 | 690 | 406 | 234 |
| Oregon | 221 | 96 | 125 | 24,931 | 12,663 | 12,268 | 37,769 | 19,174 | 18,595 | 13,229 | 8,314 | 9,415 | 1,002 | 654 | 343 |
| Pennsylvania | 2,791 | 1,394 | 1,397 | 333,460 | 194,007 | 189,453 | 512,491 | 253,354 | 259,137 | 153,530 | 72,296 | 81,204 | 11,773 | 8,003 | 3,765 |
| Rhode Island | 674 | 344 | 330 | 25,529 | 12,861 | 12,668 | 30,262 | 14,891 | 15,371 | 7,662 | 3,623 | 4,039 | 659 | 431 | 228 |
| South Carolina | 197 | 96 | 101 | 22,644 | 11,630 | 11,014 | 42,959 | 21,263 | 21,696 | 22,741 | 11,024 | 11,717 | 1,571 | 1,050 | 521 |
| South Dakota | 130 | 60 | 70 | 25,696 | 13,116 | 12,580 | 41,199 | 21,180 | 20,019 | 17,721 | 9,120 | 8,601 | 1,093 | 679 | 414 |
| Tennessee | 351 | 180 | 171 | 72,135 | 36,324 | 35,811 | 133,177 | 66,335 | 66,842 | 63,433 | 34,833 | 33,550 | 3,702 | 2,333 | 1,319 |
| Texas | 333 | 151 | 182 | 80,501 | 40,510 | 39,991 | 241,036 | 120,370 | 120,666 | 98,056 | 43,351 | 49,705 | 3,889 | 2,695 | 1,194 |
| Utah | 57 | 27 | 30 | 19,225 | 9,731 | 9,444 | 30,652 | 15,203 | 15,449 | 13,911 | 6,533 | 7,378 | 844 | 497 | 347 |
| Vermont | 281 | 127 | 154 | 20,511 | 10,334 | 10,177 | 27,723 | 14,073 | 13,650 | 10,522 | 5,037 | 5,435 | 921 | 646 | 275 |
| Virginia | 441 | 215 | 226 | 57,639 | 29,453 | 28,181 | 102,251 | 50,735 | 51,516 | 49,551 | 23,561 | 25,990 | 2,558 | 1,693 | 865 |
| Washington | 184 | 97 | 87 | 33,780 | 17,259 | 16,521 | 44,033 | 21,376 | 22,657 | 19,717 | 9,249 | 10,468 | 1,173 | 719 | 454 |
| West Virginia | 133 | 62 | 71 | 49,159 | 25,035 | 24,124 | 83,199 | 44,337 | 43,862 | 41,301 | 21,126 | 20,175 | 1,312 | 1,160 | 652 |
| Wisconsin | 3,529 | 1,722 | 1,807 | 153,695 | 77,468 | 76,227 | 204,360 | 103,133 | 101,227 | 59,317 | 29,009 | 30,308 | 5,063 | 3,035 | 1,933 |
| Wyoming | 47 | 27 | 20 | 4,936 | 2,531 | 2,455 | 6,645 | 3,410 | 3,235 | 2,769 | 1,346 | 1,423 | 129 | 83 | 46 |

¹ Includes persons in the military and naval service of the United States (including civilian employees, etc.) stationed abroad, not credited to any state or territory.

STATISTICS OF POPULATION.

TABLE 36.—NATIVE WHITE PERSONS ATTENDING SCHOOL DURING THE CENSUS YEAR, CLASSIFIED BY SEX AND AGE PERIODS, BY STATES AND TERRITORIES: 1900.

| STATES AND TERRITORIES. | UNDER 5 YEARS. | | | 5 TO 9 YEARS. | | | 10 TO 14 YEARS. | | | 15 TO 20 YEARS. | | | 21 YEARS AND OVER. | | |
|--------------------------------|----------------|--------|----------|---------------|-----------|-----------|-----------------|-----------|-----------|-----------------|-----------|-----------|--------------------|--------|----------|
| | Total. | Males. | Females. | Total. | Males. | Females. | Total. | Males. | Females. | Total. | Males. | Females. | Total. | Males. | Females. |
| The United States ¹ | 40,829 | 20,438 | 20,391 | 3,891,026 | 1,969,579 | 1,921,447 | 5,625,294 | 2,816,377 | 2,808,917 | 2,165,811 | 1,054,752 | 1,111,059 | 140,575 | 89,427 | 51,148 |
| Alabama | 188 | 99 | 89 | 35,938 | 18,129 | 17,809 | 80,674 | 39,968 | 40,706 | 42,491 | 22,363 | 20,128 | 2,169 | 1,409 | 760 |
| Alaska | 6 | | 6 | 286 | 148 | 138 | 266 | 135 | 131 | 86 | 49 | 37 | 5 | 3 | 2 |
| Arizona | 37 | 25 | 12 | 4,596 | 2,340 | 2,256 | 6,308 | 3,210 | 3,098 | 2,608 | 1,193 | 1,415 | 93 | 55 | 38 |
| Arkansas | 234 | 116 | 118 | 47,242 | 23,930 | 23,312 | 84,710 | 41,980 | 42,730 | 45,286 | 23,370 | 21,866 | 2,013 | 1,300 | 713 |
| California | 1,047 | 574 | 473 | 76,573 | 38,493 | 38,080 | 109,210 | 54,531 | 54,679 | 47,506 | 21,275 | 26,231 | 4,251 | 2,349 | 1,902 |
| Colorado | 310 | 152 | 158 | 30,616 | 15,332 | 15,284 | 41,231 | 20,434 | 20,797 | 18,976 | 8,822 | 10,154 | 1,218 | 741 | 477 |
| Connecticut | 1,863 | 937 | 926 | 54,548 | 27,484 | 27,064 | 61,536 | 30,371 | 30,665 | 18,024 | 8,714 | 9,310 | 2,409 | 1,836 | 523 |
| Delaware | 57 | 21 | 36 | 7,697 | 3,966 | 3,731 | 12,404 | 6,163 | 6,241 | 4,139 | 1,991 | 2,148 | 185 | 132 | 53 |
| District of Columbia | 38 | 36 | 52 | 7,722 | 3,930 | 3,792 | 13,758 | 6,606 | 7,152 | 5,901 | 2,616 | 3,285 | 523 | 353 | 175 |
| Florida | 129 | 61 | 68 | 15,206 | 7,676 | 7,530 | 26,510 | 13,322 | 13,188 | 12,574 | 6,205 | 6,369 | 554 | 308 | 246 |
| Georgia | 395 | 208 | 187 | 58,779 | 29,513 | 29,266 | 100,029 | 49,030 | 50,999 | 41,339 | 19,963 | 21,376 | 1,996 | 1,332 | 664 |
| Hawaii | 125 | 57 | 68 | 5,131 | 2,647 | 2,484 | 6,071 | 3,213 | 2,858 | 1,446 | 774 | 672 | 62 | 36 | 26 |
| Idaho | 42 | 19 | 23 | 10,011 | 5,113 | 4,893 | 14,821 | 7,392 | 7,429 | 6,775 | 3,301 | 3,474 | 307 | 191 | 116 |
| Illinois | 1,915 | 930 | 985 | 299,422 | 150,453 | 148,969 | 336,444 | 193,542 | 192,902 | 139,071 | 67,517 | 71,554 | 10,270 | 6,549 | 3,721 |
| Indiana | 428 | 230 | 198 | 147,585 | 75,401 | 72,184 | 232,313 | 115,906 | 116,407 | 92,674 | 45,733 | 46,941 | 5,452 | 3,553 | 1,894 |
| Indian Territory | 67 | 31 | 36 | 9,151 | 4,615 | 4,536 | 19,233 | 9,537 | 9,746 | 7,067 | 3,676 | 3,391 | 287 | 132 | 105 |
| Iowa | 2,153 | 1,069 | 1,089 | 170,197 | 85,674 | 84,523 | 212,433 | 106,240 | 106,193 | 91,202 | 43,321 | 47,881 | 6,153 | 3,731 | 2,427 |
| Kansas | 621 | 332 | 289 | 96,023 | 48,640 | 47,383 | 145,632 | 73,361 | 72,321 | 73,794 | 36,673 | 37,121 | 3,935 | 2,235 | 1,650 |
| Kentucky | 416 | 213 | 193 | 94,419 | 48,205 | 46,214 | 170,256 | 85,271 | 84,985 | 74,301 | 37,572 | 37,229 | 3,036 | 2,025 | 1,011 |
| Louisiana | 281 | 139 | 142 | 23,135 | 14,437 | 13,648 | 56,120 | 27,915 | 28,205 | 18,733 | 9,015 | 9,733 | 733 | 433 | 300 |
| Maine | 1,191 | 622 | 569 | 37,523 | 19,060 | 18,463 | 50,501 | 25,753 | 24,743 | 22,336 | 10,946 | 11,390 | 1,637 | 1,033 | 554 |
| Maryland | 285 | 133 | 152 | 50,425 | 25,363 | 25,062 | 78,043 | 39,173 | 38,865 | 22,533 | 11,272 | 11,316 | 1,670 | 1,215 | 455 |
| Massachusetts | 4,037 | 2,067 | 2,020 | 163,133 | 82,363 | 80,820 | 332,395 | 161,213 | 161,182 | 64,439 | 29,205 | 35,134 | 3,790 | 5,233 | 3,502 |
| Michigan | 1,605 | 790 | 815 | 153,727 | 73,254 | 75,473 | 206,610 | 104,027 | 102,583 | 69,334 | 32,246 | 37,133 | 6,231 | 3,733 | 2,443 |
| Minnesota | 993 | 500 | 493 | 120,130 | 60,922 | 59,253 | 160,970 | 81,065 | 79,905 | 52,309 | 25,629 | 26,680 | 3,923 | 2,553 | 1,365 |
| Mississippi | 453 | 223 | 230 | 37,805 | 19,173 | 18,632 | 59,353 | 29,376 | 29,977 | 33,756 | 16,640 | 17,116 | 1,544 | 833 | 661 |
| Missouri | 721 | 347 | 374 | 173,671 | 90,439 | 83,232 | 274,233 | 136,677 | 137,576 | 115,673 | 56,642 | 59,031 | 5,439 | 3,691 | 1,393 |
| Montana | 37 | 46 | 41 | 12,733 | 6,421 | 6,372 | 15,390 | 7,630 | 7,710 | 6,037 | 2,313 | 3,224 | 230 | 163 | 112 |
| Nebraska | 313 | 136 | 127 | 30,244 | 14,713 | 13,526 | 107,633 | 54,067 | 53,571 | 48,306 | 24,255 | 24,051 | 3,533 | 2,251 | 1,237 |
| Nevada | 21 | 10 | 11 | 1,734 | 833 | 901 | 2,663 | 1,317 | 1,351 | 1,524 | 711 | 813 | 131 | 83 | 93 |
| New Hampshire | 425 | 236 | 189 | 20,617 | 10,532 | 10,085 | 25,534 | 12,730 | 12,804 | 9,466 | 4,543 | 4,923 | 741 | 467 | 274 |
| New Jersey | 1,452 | 730 | 722 | 115,331 | 58,570 | 57,311 | 133,066 | 65,935 | 67,131 | 33,123 | 15,592 | 17,536 | 1,706 | 1,034 | 612 |
| New Mexico | 72 | 37 | 35 | 7,863 | 4,036 | 3,782 | 13,231 | 6,326 | 6,405 | 4,992 | 2,643 | 2,344 | 206 | 113 | 83 |
| New York | 7,333 | 3,723 | 3,660 | 409,233 | 206,329 | 202,459 | 510,559 | 256,316 | 253,743 | 140,559 | 64,017 | 76,542 | 11,249 | 6,630 | 4,569 |
| North Carolina | 241 | 123 | 113 | 53,106 | 29,570 | 23,536 | 103,739 | 52,313 | 51,476 | 60,163 | 31,240 | 28,923 | 3,173 | 1,997 | 1,176 |
| North Dakota | 113 | 53 | 60 | 16,333 | 8,334 | 8,324 | 26,070 | 13,222 | 12,843 | 7,992 | 4,027 | 3,965 | 344 | 220 | 124 |
| Ohio | 990 | 493 | 497 | 249,117 | 126,194 | 122,923 | 362,330 | 183,495 | 178,835 | 139,111 | 70,003 | 69,103 | 8,933 | 6,014 | 2,969 |
| Oklahoma | 133 | 72 | 66 | 20,935 | 10,673 | 10,312 | 36,134 | 18,334 | 17,350 | 17,359 | 9,191 | 8,163 | 665 | 391 | 274 |
| Oregon | 219 | 95 | 124 | 24,656 | 12,532 | 12,124 | 36,634 | 18,624 | 18,060 | 17,647 | 8,545 | 9,102 | 935 | 614 | 321 |
| Pennsylvania | 2,753 | 1,376 | 1,332 | 375,367 | 189,319 | 185,443 | 492,939 | 244,232 | 243,757 | 149,967 | 70,660 | 79,307 | 11,140 | 7,552 | 3,533 |
| Rhode Island | 660 | 334 | 326 | 23,543 | 11,339 | 11,704 | 26,233 | 12,930 | 13,353 | 7,096 | 3,319 | 3,777 | 597 | 391 | 206 |
| South Carolina | 197 | 96 | 101 | 22,632 | 11,623 | 11,004 | 42,333 | 21,232 | 21,666 | 22,714 | 11,012 | 11,702 | 1,560 | 1,040 | 520 |
| South Dakota | 130 | 60 | 70 | 25,132 | 12,337 | 12,315 | 39,103 | 20,075 | 19,033 | 16,465 | 8,333 | 8,077 | 941 | 572 | 369 |
| Tennessee | 351 | 180 | 171 | 72,013 | 36,764 | 35,254 | 132,904 | 66,744 | 66,160 | 63,316 | 34,331 | 33,435 | 3,679 | 2,369 | 1,310 |
| Texas | 335 | 150 | 135 | 73,550 | 40,030 | 39,520 | 237,464 | 113,514 | 113,950 | 96,366 | 47,314 | 49,052 | 3,773 | 2,632 | 1,146 |
| Utah | 55 | 26 | 29 | 13,910 | 6,643 | 6,267 | 23,535 | 14,670 | 14,365 | 13,424 | 6,356 | 7,063 | 303 | 470 | 333 |
| Vermont | 275 | 125 | 150 | 19,367 | 9,933 | 9,369 | 26,314 | 13,340 | 12,974 | 10,122 | 4,839 | 5,233 | 339 | 617 | 272 |
| Virginia | 440 | 215 | 225 | 37,534 | 19,413 | 18,136 | 101,947 | 50,535 | 51,362 | 49,426 | 23,499 | 25,927 | 2,545 | 1,632 | 863 |
| Washington | 179 | 96 | 83 | 33,132 | 16,913 | 16,214 | 41,760 | 20,727 | 21,033 | 18,564 | 8,710 | 9,854 | 1,062 | 645 | 417 |
| West Virginia | 132 | 81 | 101 | 49,054 | 24,975 | 24,079 | 37,379 | 44,633 | 43,191 | 41,215 | 21,039 | 20,126 | 1,303 | 1,156 | 647 |
| Wisconsin | 3,503 | 1,711 | 1,797 | 150,314 | 75,750 | 74,564 | 194,353 | 98,047 | 96,311 | 57,055 | 27,311 | 29,244 | 4,654 | 2,801 | 1,333 |
| Wyoming | 47 | 27 | 20 | 4,911 | 2,495 | 2,416 | 6,332 | 3,301 | 3,031 | 2,675 | 1,297 | 1,373 | 122 | 73 | 44 |

¹ Includes persons in the military and naval service of the United States (including civilian employees, etc.) stationed abroad, not credited to any state or territory.

SCHOOL ATTENDANCE.

TABLE 37.—NATIVE WHITE PERSONS OF NATIVE PARENTAGE ATTENDING SCHOOL DURING THE CENSUS YEAR, CLASSIFIED BY SEX AND AGE PERIODS, BY STATES AND TERRITORIES: 1900.

[The designation "native white persons of native parentage" comprehends all native white persons having either both parents native born, one parent native born and one parent unknown, or both parents unknown.]

| STATES AND TERRITORIES. | UNDER 5 YEARS. | | | 5 TO 9 YEARS. | | | 10 TO 14 YEARS. | | | 15 TO 20 YEARS. | | | 21 YEARS AND OVER. | | |
|--------------------------------|----------------|--------|----------|---------------|-----------|-----------|-----------------|-----------|-----------|-----------------|---------|----------|--------------------|--------|----------|
| | Total. | Males. | Females. | Total. | Males. | Females. | Total. | Males. | Females. | Total. | Males. | Females. | Total. | Males. | Females. |
| The United States ¹ | 22,327 | 11,225 | 11,102 | 2,518,921 | 1,276,927 | 1,241,994 | 3,908,436 | 1,958,180 | 1,950,256 | 1,693,080 | 830,083 | 862,997 | 109,634 | 69,647 | 39,987 |
| Alabama | 181 | 97 | 84 | 34,520 | 17,410 | 17,110 | 78,051 | 38,709 | 39,342 | 41,606 | 21,990 | 19,616 | 2,136 | 1,391 | 745 |
| Alaska | 5 | | 5 | 155 | 75 | 80 | 154 | 80 | 74 | 56 | 33 | 23 | 3 | 3 | |
| Arizona | 31 | 22 | 9 | 2,888 | 1,460 | 1,428 | 3,813 | 1,927 | 1,886 | 1,672 | 813 | 859 | 71 | 44 | 27 |
| Arkansas | 219 | 110 | 109 | 45,575 | 23,080 | 22,495 | 81,562 | 40,327 | 41,235 | 44,053 | 22,793 | 21,260 | 1,971 | 1,274 | 697 |
| California | 514 | 309 | 205 | 40,545 | 20,503 | 20,042 | 59,635 | 30,002 | 29,633 | 29,002 | 13,043 | 15,959 | 2,831 | 1,564 | 1,267 |
| Colorado | 174 | 86 | 88 | 19,151 | 9,573 | 9,578 | 27,058 | 13,415 | 13,643 | 13,535 | 6,386 | 7,149 | 931 | 566 | 365 |
| Connecticut | 764 | 366 | 398 | 23,844 | 12,021 | 11,823 | 29,530 | 15,093 | 14,737 | 11,493 | 5,688 | 5,805 | 1,864 | 1,476 | 388 |
| Delaware | 41 | 14 | 27 | 6,077 | 3,165 | 2,912 | 10,384 | 5,140 | 5,244 | 3,712 | 1,793 | 1,919 | 161 | 113 | 48 |
| District of Columbia | 65 | 27 | 38 | 6,133 | 3,116 | 3,037 | 10,376 | 5,195 | 5,681 | 4,653 | 2,030 | 2,623 | 396 | 259 | 137 |
| Florida | 107 | 52 | 55 | 13,609 | 6,863 | 6,746 | 23,980 | 12,095 | 11,885 | 11,844 | 5,895 | 5,949 | 521 | 291 | 230 |
| Georgia | 390 | 206 | 184 | 57,490 | 28,353 | 28,632 | 97,317 | 47,901 | 49,916 | 40,535 | 19,614 | 20,921 | 1,962 | 1,308 | 654 |
| Hawaii | 58 | 27 | 31 | 2,705 | 1,332 | 1,323 | 3,365 | 1,755 | 1,610 | 1,010 | 545 | 465 | 54 | 34 | 20 |
| Idaho | 22 | 7 | 15 | 6,780 | 3,430 | 3,300 | 9,641 | 4,334 | 4,807 | 4,401 | 2,166 | 2,235 | 194 | 125 | 69 |
| Illinois | 962 | 461 | 501 | 164,451 | 82,332 | 81,619 | 232,317 | 116,632 | 116,135 | 97,570 | 47,667 | 49,903 | 7,397 | 4,703 | 2,694 |
| Indiana | 362 | 199 | 163 | 127,949 | 65,529 | 62,420 | 202,079 | 101,531 | 100,548 | 82,429 | 40,712 | 41,717 | 4,602 | 2,991 | 1,611 |
| Indian Territory | 63 | 30 | 33 | 8,697 | 4,396 | 4,301 | 18,567 | 9,184 | 9,333 | 6,843 | 3,567 | 3,276 | 280 | 180 | 100 |
| Iowa | 1,390 | 692 | 698 | 110,123 | 55,290 | 54,838 | 134,342 | 67,250 | 67,092 | 61,977 | 29,412 | 32,565 | 4,340 | 2,576 | 1,764 |
| Kansas | 498 | 255 | 243 | 73,086 | 36,945 | 36,141 | 109,234 | 55,026 | 54,208 | 57,129 | 28,195 | 28,934 | 3,128 | 1,798 | 1,330 |
| Kentucky | 381 | 200 | 181 | 87,509 | 44,807 | 42,702 | 159,648 | 80,035 | 79,613 | 71,808 | 36,214 | 35,594 | 2,860 | 1,910 | 950 |
| Louisiana | 239 | 121 | 118 | 24,770 | 12,320 | 11,950 | 43,971 | 24,235 | 24,676 | 16,784 | 8,094 | 8,690 | 715 | 439 | 276 |
| Maine | 843 | 466 | 382 | 27,324 | 13,922 | 13,402 | 38,685 | 19,761 | 18,924 | 19,315 | 9,312 | 10,003 | 1,464 | 982 | 482 |
| Maryland | 223 | 105 | 123 | 39,169 | 19,843 | 19,326 | 63,300 | 31,638 | 31,612 | 19,701 | 9,792 | 9,909 | 1,223 | 848 | 375 |
| Massachusetts | 1,433 | 764 | 719 | 63,053 | 31,901 | 31,152 | 78,331 | 39,210 | 39,121 | 38,616 | 17,677 | 20,939 | 6,503 | 3,826 | 2,677 |
| Michigan | 782 | 372 | 410 | 71,695 | 36,535 | 35,160 | 93,847 | 49,778 | 49,069 | 40,134 | 18,853 | 21,331 | 4,331 | 2,602 | 1,669 |
| Minnesota | 353 | 179 | 179 | 36,483 | 18,521 | 17,967 | 46,163 | 23,230 | 22,833 | 19,407 | 9,133 | 10,274 | 1,767 | 1,103 | 659 |
| Mississippi | 446 | 224 | 222 | 36,917 | 18,734 | 18,133 | 57,662 | 28,549 | 29,113 | 32,925 | 16,231 | 16,694 | 1,507 | 863 | 644 |
| Missouri | 560 | 253 | 302 | 145,859 | 73,771 | 72,088 | 225,554 | 112,275 | 113,279 | 100,331 | 49,137 | 51,144 | 4,502 | 2,895 | 1,607 |
| Montana | 42 | 21 | 21 | 6,039 | 3,023 | 3,014 | 7,846 | 3,910 | 3,936 | 3,496 | 1,669 | 1,827 | 177 | 106 | 71 |
| Nebraska | 439 | 217 | 222 | 44,574 | 22,562 | 22,012 | 60,409 | 30,379 | 30,030 | 30,305 | 14,351 | 15,454 | 2,659 | 1,691 | 968 |
| Nevada | 10 | 3 | 7 | 930 | 466 | 464 | 1,323 | 663 | 665 | 764 | 371 | 393 | 133 | 59 | 74 |
| New Hampshire | 236 | 136 | 100 | 11,743 | 5,993 | 5,750 | 16,343 | 8,173 | 8,170 | 7,436 | 3,539 | 3,817 | 630 | 339 | 241 |
| New Jersey | 685 | 352 | 333 | 59,436 | 30,005 | 29,431 | 74,670 | 37,130 | 37,540 | 23,133 | 10,933 | 12,150 | 1,193 | 735 | 413 |
| New Mexico | 58 | 27 | 31 | 6,613 | 3,431 | 3,137 | 11,572 | 5,939 | 5,533 | 4,433 | 2,336 | 2,047 | 192 | 110 | 82 |
| New York | 3,293 | 1,675 | 1,618 | 191,874 | 97,419 | 94,455 | 265,724 | 134,020 | 131,704 | 90,781 | 41,339 | 49,442 | 7,890 | 4,649 | 3,241 |
| North Carolina | 239 | 127 | 112 | 57,660 | 29,340 | 28,320 | 103,067 | 51,973 | 51,039 | 59,329 | 31,031 | 28,733 | 3,151 | 1,933 | 1,163 |
| North Dakota | 35 | 15 | 20 | 4,302 | 2,133 | 2,114 | 6,429 | 3,336 | 3,093 | 2,495 | 1,237 | 1,258 | 155 | 94 | 61 |
| Ohio | 726 | 365 | 361 | 132,790 | 62,780 | 60,010 | 272,712 | 133,150 | 134,562 | 114,194 | 53,204 | 55,990 | 7,253 | 4,333 | 2,425 |
| Oklahoma | 121 | 65 | 56 | 13,524 | 6,415 | 6,109 | 31,915 | 16,129 | 15,786 | 15,497 | 8,207 | 7,290 | 605 | 357 | 243 |
| Oregon | 153 | 68 | 90 | 16,645 | 8,452 | 8,193 | 25,924 | 13,176 | 12,743 | 13,309 | 6,461 | 6,843 | 736 | 432 | 254 |
| Pennsylvania | 1,464 | 737 | 727 | 254,909 | 123,903 | 126,006 | 357,311 | 173,405 | 173,906 | 122,533 | 53,312 | 63,776 | 9,126 | 6,203 | 2,913 |
| Rhode Island | 241 | 125 | 116 | 8,760 | 4,402 | 4,358 | 11,059 | 5,425 | 5,634 | 4,260 | 1,932 | 2,273 | 339 | 243 | 146 |
| South Carolina | 194 | 95 | 99 | 22,165 | 11,336 | 10,779 | 41,951 | 20,779 | 21,172 | 22,303 | 10,831 | 11,472 | 1,537 | 1,024 | 513 |
| South Dakota | 46 | 16 | 30 | 10,139 | 5,143 | 5,041 | 15,669 | 8,010 | 7,659 | 7,477 | 3,705 | 3,772 | 520 | 303 | 212 |
| Tennessee | 344 | 176 | 168 | 69,933 | 35,763 | 34,235 | 129,341 | 65,007 | 64,334 | 66,759 | 34,165 | 32,594 | 3,597 | 2,319 | 1,273 |
| Texas | 233 | 131 | 157 | 63,511 | 34,435 | 34,076 | 206,995 | 103,200 | 103,795 | 83,513 | 43,751 | 44,762 | 3,540 | 2,479 | 1,061 |
| Utah | 26 | 12 | 14 | 9,322 | 4,721 | 4,601 | 13,439 | 6,630 | 6,859 | 5,857 | 2,763 | 3,039 | 370 | 203 | 167 |
| Vermont | 209 | 89 | 120 | 14,215 | 7,175 | 7,040 | 18,995 | 9,603 | 9,392 | 7,972 | 3,913 | 4,054 | 750 | 516 | 234 |
| Virginia | 427 | 203 | 219 | 55,904 | 28,573 | 27,326 | 99,205 | 49,243 | 49,957 | 43,434 | 23,047 | 25,337 | 2,497 | 1,632 | 845 |
| Washington | 114 | 62 | 52 | 13,246 | 6,349 | 6,897 | 25,239 | 12,563 | 12,676 | 12,473 | 5,904 | 6,574 | 746 | 453 | 233 |
| West Virginia | 173 | 79 | 94 | 46,342 | 23,362 | 22,980 | 84,234 | 42,339 | 41,395 | 39,735 | 20,413 | 19,317 | 1,727 | 1,103 | 624 |
| Wisconsin | 1,563 | 760 | 803 | 59,167 | 29,749 | 29,418 | 72,204 | 36,352 | 35,852 | 26,633 | 12,617 | 14,016 | 2,240 | 1,304 | 936 |
| Wyoming | 24 | 14 | 10 | 2,930 | 1,331 | 1,419 | 3,362 | 2,005 | 1,357 | 1,694 | 331 | 363 | 94 | 60 | 34 |

¹ Includes persons in the military and naval service of the United States (including civilian employees, etc.) stationed abroad, not credited to any state or territory.

STATISTICS OF POPULATION.

TABLE 38.—NATIVE WHITE PERSONS OF FOREIGN PARENTAGE ATTENDING SCHOOL DURING THE CENSUS YEAR, CLASSIFIED BY SEX AND AGE PERIODS, BY STATES AND TERRITORIES: 1900.

[The designation "native white persons of foreign parentage" comprehends all native white persons having either one or both parents foreign born.]

| STATES AND TERRITORIES. | UNDER 5 YEARS. | | | 5 TO 9 YEARS. | | | 10 TO 14 YEARS. | | | 15 TO 20 YEARS. | | | 21 YEARS AND OVER. | | |
|--------------------------------|----------------|--------|----------|---------------|---------|----------|-----------------|---------|----------|-----------------|---------|----------|--------------------|--------|----------|
| | Total. | Males. | Females. | Total. | Males. | Females. | Total. | Males. | Females. | Total. | Males. | Females. | Total. | Males. | Females. |
| The United States ¹ | 18,502 | 9,213 | 9,289 | 1,372,105 | 692,652 | 679,453 | 1,716,858 | 858,197 | 858,661 | 472,731 | 224,669 | 248,062 | 30,941 | 19,780 | 11,161 |
| Alabama | 7 | 2 | 5 | 1,418 | 719 | 699 | 2,623 | 1,259 | 1,364 | 885 | 373 | 512 | 33 | 18 | 15 |
| Alaska | 1 | | 1 | 131 | 73 | 58 | 112 | 55 | 57 | 30 | 16 | 14 | 2 | | 2 |
| Arizona | 6 | 8 | 3 | 1,708 | 880 | 828 | 2,495 | 1,283 | 1,212 | 936 | 380 | 556 | 22 | 11 | 11 |
| Arkansas | 15 | 6 | 9 | 1,667 | 850 | 817 | 3,148 | 1,653 | 1,495 | 1,183 | 577 | 606 | 42 | 26 | 16 |
| California | 533 | 265 | 268 | 36,028 | 17,990 | 18,038 | 49,575 | 24,529 | 25,046 | 18,504 | 8,232 | 10,272 | 1,420 | 785 | 635 |
| Colorado | 136 | 66 | 70 | 11,465 | 5,759 | 5,706 | 14,173 | 7,019 | 7,154 | 5,441 | 2,436 | 3,005 | 287 | 175 | 112 |
| Connecticut | 1,099 | 571 | 528 | 30,704 | 15,463 | 15,241 | 31,706 | 15,773 | 15,928 | 6,531 | 3,026 | 3,505 | 545 | 410 | 135 |
| Delaware | 16 | 7 | 9 | 1,620 | 801 | 819 | 2,020 | 1,023 | 997 | 427 | 198 | 229 | 24 | 19 | 5 |
| District of Columbia | 23 | 9 | 14 | 1,569 | 814 | 755 | 2,882 | 1,411 | 1,471 | 1,248 | 586 | 662 | 132 | 94 | 38 |
| Florida | 22 | 9 | 13 | 1,597 | 813 | 784 | 2,530 | 1,227 | 1,303 | 730 | 310 | 420 | 33 | 17 | 16 |
| Georgia | 5 | 2 | 3 | 1,289 | 655 | 634 | 2,212 | 1,129 | 1,083 | 804 | 349 | 455 | 34 | 24 | 10 |
| Hawaii | 67 | 30 | 37 | 2,426 | 1,265 | 1,161 | 2,708 | 1,458 | 1,248 | 436 | 229 | 207 | 8 | 2 | 6 |
| Idaho | 20 | 12 | 8 | 3,281 | 1,688 | 1,593 | 5,130 | 2,558 | 2,622 | 2,374 | 1,135 | 1,239 | 113 | 66 | 47 |
| Illinois | 953 | 469 | 484 | 134,971 | 67,621 | 67,350 | 153,627 | 76,860 | 76,767 | 41,501 | 19,850 | 21,651 | 2,873 | 1,846 | 1,027 |
| Indiana | 66 | 31 | 35 | 19,636 | 9,872 | 9,764 | 30,234 | 14,375 | 15,859 | 10,245 | 5,021 | 5,224 | 850 | 567 | 283 |
| Indian Territory | 4 | 1 | 3 | 454 | 219 | 235 | 716 | 353 | 363 | 224 | 109 | 115 | 7 | 2 | 5 |
| Iowa | 768 | 377 | 391 | 60,069 | 30,384 | 29,685 | 78,096 | 38,990 | 39,106 | 29,225 | 14,409 | 14,816 | 1,813 | 1,155 | 663 |
| Kansas | 123 | 77 | 46 | 22,942 | 11,695 | 11,247 | 36,448 | 18,335 | 18,113 | 16,665 | 8,478 | 8,187 | 807 | 487 | 320 |
| Kentucky | 35 | 18 | 17 | 6,910 | 3,398 | 3,512 | 10,608 | 5,236 | 5,372 | 2,998 | 1,358 | 1,635 | 176 | 115 | 61 |
| Louisiana | 42 | 18 | 24 | 3,365 | 1,667 | 1,698 | 7,149 | 3,620 | 3,529 | 1,969 | 921 | 1,048 | 68 | 44 | 24 |
| Maine | 343 | 156 | 187 | 10,199 | 5,133 | 5,061 | 11,816 | 5,992 | 5,824 | 3,521 | 1,634 | 1,887 | 173 | 101 | 72 |
| Maryland | 57 | 28 | 29 | 11,256 | 5,520 | 5,736 | 14,743 | 7,490 | 7,253 | 2,887 | 1,480 | 1,407 | 447 | 367 | 80 |
| Massachusetts | 2,604 | 1,303 | 1,301 | 100,130 | 50,462 | 49,668 | 104,064 | 52,003 | 52,061 | 25,823 | 11,623 | 14,195 | 2,287 | 1,462 | 825 |
| Michigan | 823 | 418 | 405 | 82,032 | 41,719 | 40,313 | 107,703 | 54,249 | 53,514 | 29,200 | 13,393 | 15,807 | 1,900 | 1,126 | 774 |
| Minnesota | 635 | 321 | 314 | 83,692 | 42,401 | 41,291 | 114,802 | 57,785 | 57,017 | 32,902 | 16,496 | 16,406 | 2,156 | 1,450 | 706 |
| Mississippi | 12 | 4 | 8 | 888 | 439 | 449 | 1,691 | 827 | 864 | 881 | 409 | 472 | 37 | 20 | 17 |
| Missouri | 161 | 89 | 72 | 32,812 | 16,718 | 16,094 | 48,699 | 24,402 | 24,297 | 15,342 | 7,455 | 7,887 | 937 | 696 | 291 |
| Montana | 45 | 25 | 20 | 6,754 | 3,396 | 3,358 | 7,544 | 3,770 | 3,774 | 2,541 | 1,144 | 1,397 | 103 | 62 | 41 |
| Nebraska | 374 | 169 | 205 | 35,670 | 18,156 | 17,514 | 47,229 | 23,688 | 23,541 | 18,001 | 9,404 | 8,597 | 879 | 560 | 319 |
| Nevada | 11 | 7 | 4 | 854 | 417 | 437 | 1,340 | 654 | 686 | 760 | 340 | 420 | 48 | 29 | 19 |
| New Hampshire | 139 | 100 | 89 | 8,869 | 4,534 | 4,335 | 9,236 | 4,552 | 4,684 | 2,030 | 954 | 1,076 | 111 | 78 | 33 |
| New Jersey | 767 | 378 | 389 | 56,395 | 28,565 | 27,830 | 58,396 | 28,805 | 29,591 | 9,990 | 4,604 | 5,386 | 508 | 309 | 199 |
| New Mexico | 14 | 10 | 4 | 1,250 | 605 | 645 | 1,659 | 837 | 822 | 559 | 262 | 297 | 14 | 8 | 6 |
| New York | 4,095 | 2,053 | 2,042 | 217,414 | 109,410 | 108,004 | 244,835 | 122,796 | 122,039 | 49,778 | 22,678 | 27,100 | 3,359 | 2,031 | 1,328 |
| North Carolina | 2 | 1 | 1 | 446 | 230 | 216 | 722 | 335 | 387 | 334 | 149 | 185 | 22 | 14 | 8 |
| North Dakota | 83 | 43 | 40 | 12,556 | 6,346 | 6,210 | 19,641 | 9,886 | 9,755 | 5,497 | 2,790 | 2,707 | 189 | 126 | 68 |
| Ohio | 264 | 128 | 136 | 66,327 | 33,414 | 32,913 | 89,668 | 45,345 | 44,323 | 24,917 | 11,799 | 13,118 | 1,725 | 1,131 | 544 |
| Oklahoma | 17 | 7 | 10 | 2,461 | 1,258 | 1,203 | 4,269 | 2,205 | 2,064 | 1,862 | 984 | 878 | 60 | 34 | 26 |
| Oregon | 61 | 27 | 34 | 8,011 | 4,080 | 3,931 | 10,760 | 5,448 | 5,312 | 4,338 | 2,084 | 2,254 | 199 | 132 | 67 |
| Pennsylvania | 1,294 | 639 | 655 | 120,458 | 61,016 | 59,442 | 135,178 | 65,827 | 69,351 | 27,379 | 11,848 | 15,531 | 2,014 | 1,344 | 670 |
| Rhode Island | 419 | 209 | 210 | 14,733 | 7,437 | 7,296 | 15,229 | 7,505 | 7,724 | 2,836 | 1,337 | 1,499 | 208 | 143 | 60 |
| South Carolina | 3 | 1 | 2 | 467 | 242 | 225 | 947 | 453 | 494 | 411 | 181 | 230 | 23 | 16 | 7 |
| South Dakota | 84 | 44 | 40 | 14,963 | 7,689 | 7,274 | 23,439 | 12,065 | 11,374 | 8,938 | 4,633 | 4,305 | 421 | 264 | 157 |
| Tennessee | 7 | 4 | 3 | 2,020 | 1,001 | 1,019 | 3,563 | 1,737 | 1,826 | 1,557 | 666 | 891 | 82 | 50 | 32 |
| Texas | 47 | 19 | 28 | 11,039 | 5,595 | 5,444 | 30,469 | 15,314 | 15,155 | 8,353 | 4,063 | 4,290 | 233 | 153 | 85 |
| Utah | 29 | 14 | 15 | 9,538 | 4,922 | 4,616 | 16,046 | 8,040 | 8,006 | 7,567 | 3,588 | 3,979 | 433 | 267 | 166 |
| Vermont | 66 | 36 | 30 | 5,652 | 2,823 | 2,829 | 7,319 | 3,737 | 3,582 | 2,150 | 971 | 1,179 | 139 | 101 | 38 |
| Virginia | 13 | 7 | 6 | 1,650 | 840 | 810 | 2,742 | 1,337 | 1,405 | 992 | 452 | 540 | 48 | 30 | 18 |
| Washington | 65 | 34 | 31 | 14,886 | 7,569 | 7,317 | 16,521 | 8,164 | 8,357 | 6,086 | 2,806 | 3,280 | 116 | 137 | 129 |
| West Virginia | 9 | 2 | 7 | 2,212 | 1,113 | 1,099 | 3,595 | 1,799 | 1,796 | 1,430 | 671 | 809 | 76 | 53 | 23 |
| Wisconsin | 1,945 | 951 | 994 | 91,147 | 46,001 | 45,146 | 122,154 | 61,695 | 60,459 | 30,422 | 15,194 | 15,228 | 2,414 | 1,497 | 917 |
| Wyoming | 23 | 13 | 10 | 1,961 | 964 | 997 | 2,530 | 1,296 | 1,234 | 981 | 466 | 515 | 28 | 18 | 10 |

¹ Includes persons in the military and naval service of the United States (including civilian employees, etc.) stationed abroad not credited to any state or territory.

SCHOOL ATTENDANCE.

TABLE 39.—FOREIGN WHITE PERSONS ATTENDING SCHOOL DURING THE CENSUS YEAR, CLASSIFIED BY SEX AND AGE PERIODS, BY STATES AND TERRITORIES: 1900.

| STATES AND TERRITORIES. | UNDER 5 YEARS. | | | 5 TO 9 YEARS. | | | 10 TO 14 YEARS. | | | 15 TO 20 YEARS. | | | 21 YEARS AND OVER. | | |
|--------------------------------------|----------------|--------|----------|---------------|--------|----------|-----------------|---------|----------|-----------------|--------|----------|--------------------|--------|----------|
| | Total. | Males. | Females. | Total. | Males. | Females. | Total. | Males. | Females. | Total. | Males. | Females. | Total. | Males. | Females. |
| The United States ¹ | 625 | 325 | 300 | 85,775 | 43,127 | 42,648 | 227,726 | 115,874 | 111,852 | 57,960 | 29,189 | 28,771 | 9,599 | 6,341 | 3,258 |
| Alabama..... | 1 | | 1 | 63 | 35 | 28 | 243 | 127 | 116 | 106 | 48 | 58 | 11 | 9 | 2 |
| Alaska..... | 1 | | 1 | 23 | 15 | 8 | 33 | 19 | 14 | 5 | 2 | 3 | 1 | 1 | |
| Arizona..... | 2 | 1 | 1 | 183 | 104 | 84 | 476 | 243 | 233 | 183 | 63 | 70 | 10 | 3 | 7 |
| Arkansas..... | 1 | 1 | | 79 | 39 | 40 | 171 | 89 | 82 | 95 | 51 | 44 | 13 | 7 | 6 |
| California..... | 17 | 11 | 6 | 1,398 | 697 | 701 | 4,248 | 2,105 | 2,143 | 2,224 | 982 | 1,242 | 327 | 199 | 128 |
| Colorado..... | 3 | 2 | 1 | 507 | 261 | 246 | 1,575 | 828 | 747 | 735 | 330 | 405 | 95 | 62 | 33 |
| Connecticut..... | 33 | 16 | 17 | 2,629 | 1,289 | 1,340 | 6,067 | 3,105 | 2,962 | 1,034 | 524 | 510 | 195 | 128 | 67 |
| Delaware..... | | | | 78 | 36 | 42 | 242 | 129 | 113 | 61 | 12 | 49 | 5 | 3 | 2 |
| District of Columbia..... | 3 | 2 | 1 | 82 | 38 | 44 | 258 | 124 | 134 | 129 | 67 | 62 | 53 | 39 | 14 |
| Florida..... | 2 | 1 | 1 | 155 | 73 | 82 | 433 | 223 | 210 | 156 | 68 | 88 | 19 | 9 | 10 |
| Georgia..... | 1 | | 1 | 76 | 43 | 33 | 269 | 131 | 138 | 103 | 48 | 55 | 10 | 7 | 3 |
| Hawaii..... | 4 | 1 | 3 | 152 | 75 | 77 | 213 | 124 | 89 | 41 | 26 | 15 | 7 | 5 | 2 |
| Idaho..... | | | | 102 | 51 | 51 | 343 | 197 | 146 | 240 | 134 | 106 | 20 | 10 | 10 |
| Illinois..... | 25 | 14 | 11 | 6,393 | 3,233 | 3,100 | 19,643 | 10,166 | 9,477 | 3,983 | 1,936 | 2,047 | 1,164 | 614 | 550 |
| Indiana..... | | | | 722 | 365 | 357 | 2,185 | 1,039 | 1,096 | 562 | 289 | 273 | 170 | 137 | 33 |
| Indian Territory..... | | | | 26 | 15 | 11 | 87 | 40 | 47 | 21 | 10 | 11 | 1 | 1 | |
| Iowa..... | 10 | 4 | 6 | 1,513 | 744 | 769 | 4,633 | 2,392 | 2,246 | 1,864 | 995 | 869 | 350 | 264 | 86 |
| Kansas..... | 3 | 2 | 1 | 637 | 321 | 316 | 2,010 | 1,015 | 995 | 1,157 | 603 | 554 | 138 | 93 | 45 |
| Kentucky..... | | | | 124 | 58 | 66 | 465 | 219 | 246 | 184 | 95 | 89 | 32 | 21 | 11 |
| Louisiana..... | 2 | 1 | 1 | 180 | 97 | 83 | 585 | 336 | 249 | 141 | 69 | 72 | 15 | 14 | 1 |
| Maine..... | 19 | 12 | 7 | 1,558 | 777 | 781 | 3,320 | 1,708 | 1,612 | 924 | 439 | 485 | 103 | 66 | 37 |
| Maryland..... | 2 | 1 | 1 | 652 | 303 | 349 | 1,774 | 916 | 858 | 388 | 221 | 167 | 160 | 125 | 35 |
| Massachusetts..... | 96 | 50 | 46 | 10,522 | 5,234 | 5,288 | 24,649 | 12,182 | 12,467 | 4,941 | 2,252 | 2,689 | 813 | 486 | 327 |
| Michigan..... | 31 | 12 | 19 | 4,683 | 2,403 | 2,280 | 13,922 | 7,109 | 6,813 | 4,197 | 2,010 | 2,187 | 643 | 436 | 212 |
| Minnesota..... | 6 | 4 | 2 | 3,005 | 1,487 | 1,518 | 10,071 | 5,221 | 4,850 | 3,858 | 2,105 | 1,753 | 792 | 576 | 216 |
| Mississippi..... | 1 | | 1 | 30 | 13 | 17 | 88 | 43 | 45 | 59 | 37 | 22 | 4 | 4 | |
| Missouri..... | 6 | 5 | 1 | 895 | 425 | 470 | 2,524 | 1,303 | 1,221 | 808 | 390 | 413 | 259 | 213 | 46 |
| Montana..... | 1 | 1 | | 416 | 226 | 190 | 1,179 | 576 | 603 | 561 | 257 | 304 | 48 | 36 | 12 |
| Nebraska..... | 3 | 2 | 1 | 847 | 464 | 383 | 3,300 | 1,708 | 1,592 | 1,330 | 1,069 | 761 | 268 | 186 | 82 |
| Nevada..... | | | | 11 | 8 | 3 | 51 | 28 | 23 | 14 | 8 | 6 | 3 | 2 | 1 |
| New Hampshire..... | 16 | 9 | 7 | 1,552 | 794 | 758 | 3,149 | 1,596 | 1,553 | 571 | 295 | 276 | 87 | 54 | 33 |
| New Jersey..... | 24 | 11 | 13 | 4,247 | 2,094 | 2,153 | 9,670 | 4,898 | 4,772 | 1,584 | 839 | 745 | 207 | 130 | 77 |
| New Mexico..... | 2 | 1 | 1 | 120 | 67 | 53 | 313 | 160 | 153 | 95 | 51 | 44 | 6 | 3 | 3 |
| New York..... | 210 | 105 | 105 | 20,858 | 10,424 | 10,434 | 50,725 | 26,172 | 24,553 | 9,363 | 4,950 | 4,413 | 1,188 | 723 | 465 |
| North Carolina..... | | | | 20 | 10 | 10 | 103 | 43 | 60 | 60 | 35 | 25 | 3 | 3 | |
| North Dakota..... | 6 | 6 | | 1,164 | 602 | 562 | 3,478 | 1,815 | 1,663 | 1,782 | 954 | 828 | 227 | 151 | 76 |
| Ohio..... | 6 | 4 | 2 | 2,815 | 1,435 | 1,380 | 3,624 | 4,355 | 4,269 | 1,854 | 939 | 915 | 436 | 342 | 94 |
| Oklahoma..... | | | | 77 | 33 | 44 | 311 | 160 | 151 | 208 | 123 | 85 | 25 | 15 | 10 |
| Oregon..... | 2 | 1 | 1 | 275 | 136 | 139 | 1,085 | 550 | 535 | 582 | 269 | 313 | 67 | 40 | 27 |
| Pennsylvania..... | 33 | 18 | 15 | 8,093 | 4,088 | 4,005 | 19,502 | 9,622 | 9,880 | 3,533 | 1,636 | 1,897 | 633 | 456 | 177 |
| Rhode Island..... | 14 | 10 | 4 | 1,986 | 1,022 | 964 | 3,974 | 1,961 | 2,013 | 566 | 304 | 262 | 62 | 40 | 22 |
| South Carolina..... | | | | 12 | 2 | 10 | 61 | 31 | 30 | 27 | 12 | 15 | 11 | 10 | 1 |
| South Dakota..... | | | | 544 | 279 | 265 | 2,091 | 1,105 | 986 | 1,256 | 732 | 524 | 152 | 107 | 45 |
| Tennessee..... | | | | 117 | 60 | 57 | 273 | 141 | 132 | 117 | 52 | 65 | 23 | 14 | 9 |
| Texas..... | 3 | 1 | 2 | 951 | 430 | 471 | 3,622 | 1,856 | 1,766 | 1,190 | 537 | 653 | 111 | 63 | 48 |
| Utah..... | 2 | 1 | 1 | 315 | 138 | 177 | 1,117 | 533 | 584 | 437 | 227 | 260 | 41 | 27 | 14 |
| Vermont..... | 6 | 2 | 4 | 644 | 336 | 308 | 1,409 | 733 | 676 | 400 | 198 | 202 | 32 | 29 | 3 |
| Virginia..... | 1 | | 1 | 85 | 40 | 45 | 304 | 150 | 154 | 125 | 62 | 63 | 13 | 11 | 2 |
| Washington..... | 5 | 1 | 4 | 643 | 341 | 307 | 2,278 | 1,149 | 1,129 | 1,153 | 539 | 614 | 111 | 74 | 37 |
| West Virginia..... | 1 | 1 | | 105 | 60 | 45 | 320 | 149 | 171 | 86 | 37 | 49 | 9 | 4 | 5 |
| Wisconsin..... | 21 | 11 | 10 | 3,331 | 1,718 | 1,663 | 10,002 | 5,091 | 4,911 | 2,262 | 1,198 | 1,064 | 414 | 234 | 130 |
| Wyoming..... | | | | 75 | 36 | 39 | 253 | 109 | 144 | 94 | 49 | 45 | 7 | 5 | 2 |

¹ Includes persons in the military and naval service of the United States (including civilian employees, etc.) stationed abroad, not credited to any state or territory.

STATISTICS OF POPULATION.

TABLE 40.—COLORED PERSONS¹ ATTENDING SCHOOL DURING THE CENSUS YEAR, CLASSIFIED BY SEX AND AGE PERIODS, BY STATES AND TERRITORIES: 1900.

| STATES AND TERRITORIES. | UNDER 5 YEARS. | | | 5 TO 9 YEARS. | | | 10 TO 14 YEARS. | | | 15 TO 20 YEARS. | | | 21 YEARS AND OVER. | | |
|--------------------------------|----------------|--------|----------|---------------|---------|----------|-----------------|---------|----------|-----------------|--------|----------|--------------------|--------|----------|
| | Total. | Males. | Females. | Total. | Males. | Females. | Total. | Males. | Females. | Total. | Males. | Females. | Total. | Males. | Females. |
| The United States ² | 2,773 | 1,456 | 1,317 | 297,014 | 145,548 | 151,466 | 606,573 | 287,765 | 318,808 | 221,766 | 91,996 | 129,770 | 12,282 | 6,673 | 5,609 |
| Alabama | 111 | 54 | 57 | 16,274 | 7,987 | 8,287 | 43,810 | 20,343 | 23,467 | 17,323 | 7,019 | 10,304 | 1,031 | 555 | 476 |
| Alaska | 10 | 4 | 6 | 737 | 403 | 334 | 763 | 411 | 357 | 309 | 133 | 126 | 137 | 84 | 53 |
| Arizona | 6 | 3 | 3 | 825 | 439 | 386 | 1,255 | 661 | 594 | 747 | 460 | 287 | 211 | 136 | 75 |
| Arkansas | 89 | 52 | 37 | 12,718 | 6,165 | 6,553 | 25,424 | 12,214 | 13,210 | 11,699 | 5,019 | 6,680 | 456 | 234 | 222 |
| California | 33 | 18 | 15 | 1,593 | 858 | 735 | 2,146 | 1,107 | 1,039 | 1,060 | 622 | 438 | 260 | 181 | 79 |
| Colorado | 6 | 2 | 4 | 395 | 189 | 206 | 691 | 355 | 336 | 349 | 176 | 173 | 21 | 11 | 10 |
| Connecticut | 17 | 12 | 5 | 764 | 367 | 397 | 1,036 | 521 | 515 | 259 | 138 | 121 | 20 | 16 | 4 |
| Delaware | 13 | 8 | 5 | 1,153 | 585 | 568 | 2,121 | 1,042 | 1,079 | 571 | 296 | 275 | 27 | 16 | 11 |
| District of Columbia | 48 | 17 | 31 | 2,847 | 1,316 | 1,531 | 5,882 | 2,667 | 3,215 | 2,448 | 869 | 1,579 | 157 | 108 | 49 |
| Florida | 71 | 43 | 28 | 8,854 | 4,282 | 4,572 | 16,439 | 7,890 | 8,549 | 5,580 | 2,218 | 3,362 | 244 | 126 | 118 |
| Georgia | 228 | 107 | 121 | 33,071 | 16,167 | 16,904 | 61,292 | 27,727 | 33,565 | 15,256 | 5,198 | 10,058 | 744 | 414 | 380 |
| Hawaii | 55 | 35 | 20 | 1,150 | 638 | 512 | 819 | 510 | 309 | 261 | 203 | 58 | 16 | 16 | --- |
| Idaho | 1 | 1 | 1 | 143 | 69 | 74 | 198 | 105 | 93 | 78 | 41 | 37 | 6 | 5 | 1 |
| Illinois | 25 | 7 | 18 | 3,528 | 1,716 | 1,812 | 5,765 | 2,725 | 3,040 | 2,092 | 858 | 1,234 | 145 | 100 | 45 |
| Indiana | 17 | 7 | 10 | 3,038 | 1,472 | 1,566 | 5,038 | 2,470 | 2,568 | 1,704 | 731 | 973 | 63 | 24 | 39 |
| Indian Territory | 57 | 32 | 25 | 3,065 | 1,516 | 1,549 | 6,211 | 2,965 | 3,246 | 2,773 | 1,333 | 1,440 | 172 | 114 | 58 |
| Iowa | 6 | 2 | 4 | 700 | 336 | 364 | 1,015 | 501 | 514 | 402 | 150 | 252 | 27 | 15 | 12 |
| Kansas | 92 | 84 | 8 | 2,970 | 1,491 | 1,479 | 5,569 | 2,789 | 2,780 | 2,550 | 1,069 | 1,481 | 163 | 104 | 64 |
| Kentucky | 34 | 26 | 8 | 9,790 | 4,811 | 4,979 | 22,605 | 10,769 | 11,836 | 8,790 | 3,583 | 5,207 | 342 | 181 | 161 |
| Louisiana | 103 | 63 | 40 | 12,797 | 6,422 | 6,375 | 28,763 | 13,750 | 15,013 | 6,718 | 2,699 | 4,019 | 343 | 164 | 179 |
| Maine | 3 | 2 | 1 | 139 | 67 | 72 | 154 | 74 | 80 | 61 | 34 | 27 | 7 | 3 | 4 |
| Maryland | 70 | 37 | 33 | 8,820 | 4,309 | 4,511 | 16,858 | 8,008 | 8,850 | 3,851 | 1,661 | 2,190 | 264 | 125 | 139 |
| Massachusetts | 52 | 29 | 23 | 1,569 | 753 | 816 | 2,037 | 964 | 1,073 | 684 | 305 | 379 | 75 | 59 | 16 |
| Michigan | 11 | 7 | 4 | 1,113 | 532 | 581 | 1,870 | 926 | 944 | 642 | 310 | 332 | 52 | 31 | 21 |
| Minnesota | 5 | 1 | 4 | 535 | 239 | 296 | 779 | 394 | 385 | 346 | 156 | 190 | 37 | 19 | 18 |
| Mississippi | 581 | 280 | 301 | 36,784 | 18,117 | 18,667 | 62,301 | 29,369 | 32,932 | 25,069 | 10,346 | 14,223 | 1,162 | 558 | 604 |
| Missouri | 38 | 20 | 18 | 7,011 | 3,442 | 3,569 | 12,706 | 6,034 | 6,672 | 4,826 | 2,079 | 2,747 | 231 | 128 | 103 |
| Montana | 4 | 1 | 3 | 522 | 245 | 277 | 867 | 433 | 429 | 412 | 232 | 180 | 13 | 7 | 6 |
| Nebraska | 9 | 7 | 2 | 507 | 233 | 269 | 772 | 379 | 393 | 463 | 241 | 222 | 33 | 30 | 8 |
| Nevada | 1 | 1 | --- | 104 | 51 | 53 | 133 | 112 | 71 | 96 | 62 | 34 | 12 | 10 | 2 |
| New Hampshire | --- | --- | --- | 26 | 11 | 15 | 43 | 22 | 21 | 14 | 9 | 5 | 2 | 2 | --- |
| New Jersey | 30 | 15 | 15 | 2,918 | 1,436 | 1,482 | 4,149 | 1,995 | 2,154 | 1,107 | 505 | 602 | 69 | 41 | 28 |
| New Mexico | 26 | 10 | 16 | 521 | 236 | 285 | 786 | 435 | 351 | 410 | 261 | 149 | 24 | 21 | 3 |
| New York | 89 | 40 | 49 | 4,060 | 1,946 | 2,114 | 5,787 | 2,754 | 3,033 | 1,513 | 637 | 876 | 137 | 93 | 44 |
| North Carolina | 109 | 54 | 55 | 21,493 | 10,642 | 10,851 | 45,102 | 21,446 | 23,656 | 24,227 | 10,143 | 14,084 | 1,100 | 500 | 600 |
| North Dakota | 1 | --- | 1 | 212 | 109 | 103 | 378 | 194 | 184 | 204 | 112 | 92 | 14 | 12 | 2 |
| Ohio | 23 | 13 | 10 | 5,042 | 2,398 | 2,644 | 8,149 | 3,970 | 4,179 | 2,907 | 1,344 | 1,563 | 285 | 159 | 126 |
| Oklahoma | 23 | 13 | 10 | 1,667 | 838 | 829 | 2,923 | 1,460 | 1,463 | 1,617 | 733 | 829 | 92 | 57 | 35 |
| Oregon | 7 | 2 | 5 | 299 | 153 | 146 | 587 | 319 | 268 | 422 | 256 | 166 | 44 | 36 | 8 |
| Pennsylvania | 98 | 54 | 44 | 6,952 | 3,354 | 3,598 | 9,963 | 4,785 | 5,178 | 3,395 | 1,509 | 1,886 | 433 | 352 | 131 |
| Rhode Island | 11 | 6 | 5 | 436 | 225 | 211 | 614 | 293 | 321 | 188 | 66 | 122 | 9 | 5 | 4 |
| South Carolina | 197 | 96 | 101 | 21,291 | 10,393 | 10,898 | 47,859 | 22,669 | 25,190 | 17,137 | 6,995 | 10,192 | 882 | 373 | 504 |
| South Dakota | 7 | 2 | 5 | 1,159 | 577 | 582 | 1,627 | 845 | 782 | 1,112 | 574 | 538 | 77 | 47 | 30 |
| Tennessee | 74 | 42 | 32 | 15,400 | 7,560 | 7,840 | 33,524 | 15,879 | 17,645 | 13,403 | 5,426 | 7,977 | 718 | 390 | 328 |
| Texas | 84 | 41 | 43 | 17,350 | 8,368 | 8,982 | 55,891 | 27,072 | 28,819 | 17,555 | 7,169 | 10,386 | 794 | 416 | 378 |
| Utah | 1 | 1 | --- | 79 | 39 | 40 | 103 | 57 | 46 | 47 | 32 | 15 | 6 | 6 | --- |
| Vermont | 1 | --- | 1 | 40 | 13 | 27 | 63 | 36 | 27 | 20 | 10 | 10 | --- | --- | --- |
| Virginia | 167 | 89 | 78 | 21,909 | 10,614 | 11,295 | 43,975 | 22,534 | 26,441 | 16,979 | 6,399 | 10,580 | 860 | 452 | 403 |
| Washington | 10 | 7 | 3 | 572 | 294 | 278 | 833 | 430 | 403 | 378 | 240 | 188 | 46 | 35 | 11 |
| West Virginia | 13 | 9 | 4 | 1,645 | 843 | 802 | 2,761 | 1,338 | 1,423 | 1,229 | 527 | 702 | 103 | 65 | 43 |
| Wisconsin | 6 | 1 | 5 | 312 | 165 | 147 | 921 | 432 | 489 | 366 | 164 | 202 | 50 | 31 | 19 |
| Wyoming | --- | --- | --- | 115 | 62 | 53 | 158 | 78 | 80 | 67 | 39 | 23 | 1 | 1 | --- |

¹ Persons of negro descent, Chinese, Japanese, and Indians.² Includes persons in the military and naval service of the United States (including civilian employees, etc.) stationed abroad, not credited to any state or territory.

SCHOOL ATTENDANCE.

TABLE 41.—NEGRO PERSONS¹ ATTENDING SCHOOL DURING THE CENSUS YEAR, CLASSIFIED BY SEX AND AGE PERIODS, BY STATES AND TERRITORIES: 1900.

| STATES AND TERRITORIES. | UNDER 5 YEARS. | | | 5 TO 9 YEARS. | | | 10 TO 14 YEARS. | | | 15 TO 20 YEARS. | | | 21 YEARS AND OVER. | | |
|--------------------------------|----------------|--------|----------|---------------|---------|----------|-----------------|---------|----------|-----------------|--------|----------|--------------------|--------|----------|
| | Total. | Males. | Females. | Total. | Males. | Females. | Total. | Males. | Females. | Total. | Males. | Females. | Total. | Males. | Females. |
| The United States ² | 2,534 | 1,333 | 1,201 | 284,800 | 139,210 | 145,590 | 587,583 | 277,846 | 309,737 | 211,173 | 86,066 | 125,107 | 10,684 | 5,552 | 5,132 |
| Alabama | 111 | 54 | 57 | 16,274 | 7,987 | 8,287 | 43,810 | 20,343 | 23,467 | 17,323 | 7,019 | 10,304 | 1,031 | 555 | 476 |
| Alaska | | | | | | | | | | | | | | | |
| Arizona | | | | 44 | 23 | 21 | 74 | 39 | 35 | 27 | 14 | 13 | 2 | | 2 |
| Arkansas | 89 | 52 | 37 | 12,715 | 6,162 | 6,553 | 25,419 | 12,211 | 13,208 | 11,693 | 5,016 | 6,677 | 456 | 234 | 222 |
| California | 5 | 3 | 2 | 624 | 313 | 311 | 837 | 399 | 438 | 286 | 119 | 167 | 8 | 5 | 8 |
| Colorado | 5 | 2 | 3 | 332 | 153 | 179 | 513 | 249 | 264 | 214 | 82 | 132 | 10 | 2 | 8 |
| Connecticut | 17 | 12 | 5 | 757 | 364 | 393 | 1,019 | 509 | 510 | 257 | 137 | 120 | 12 | 8 | 4 |
| Delaware | 13 | 8 | 5 | 1,153 | 585 | 568 | 2,121 | 1,042 | 1,079 | 569 | 294 | 275 | 27 | 16 | 11 |
| District of Columbia | 48 | 17 | 31 | 2,841 | 1,313 | 1,528 | 5,878 | 2,665 | 3,213 | 2,444 | 865 | 1,579 | 157 | 108 | 49 |
| Florida | 71 | 48 | 28 | 8,854 | 4,282 | 4,572 | 16,439 | 7,890 | 8,549 | 5,580 | 2,218 | 3,362 | 244 | 126 | 118 |
| Georgia | 228 | 107 | 121 | 33,070 | 16,166 | 16,904 | 61,290 | 27,727 | 33,563 | 15,255 | 5,198 | 10,057 | 743 | 413 | 330 |
| Hawaii | | | | 16 | 9 | 7 | 20 | 12 | 8 | 1 | | 1 | | | |
| Idaho | | | | 12 | 6 | 6 | 17 | 7 | 10 | 7 | | 7 | | | |
| Illinois | 25 | 7 | 18 | 3,522 | 1,710 | 1,812 | 5,759 | 2,721 | 3,038 | 2,089 | 855 | 1,234 | 123 | 79 | 44 |
| Indiana | 17 | 7 | 10 | 3,027 | 1,467 | 1,560 | 5,025 | 2,464 | 2,561 | 1,701 | 730 | 971 | 59 | 23 | 36 |
| Indian Territory | 10 | 5 | 5 | 763 | 351 | 412 | 1,663 | 770 | 893 | 714 | 282 | 432 | 58 | 35 | 23 |
| Iowa | 6 | 2 | 4 | 686 | 329 | 357 | 991 | 486 | 505 | 391 | 143 | 248 | 22 | 11 | 11 |
| Kansas | 92 | 84 | 8 | 2,785 | 1,390 | 1,395 | 5,295 | 2,630 | 2,665 | 2,232 | 921 | 1,311 | 104 | 52 | 52 |
| Kentucky | 34 | 26 | 8 | 9,785 | 4,808 | 4,977 | 22,594 | 10,763 | 11,831 | 8,782 | 3,577 | 5,205 | 342 | 181 | 161 |
| Louisiana | 103 | 63 | 40 | 12,792 | 6,420 | 6,372 | 23,751 | 13,741 | 15,010 | 6,708 | 2,691 | 4,017 | 342 | 164 | 178 |
| Maine | 2 | 1 | 1 | 66 | 33 | 33 | 88 | 37 | 51 | 33 | 18 | 15 | 5 | 1 | 4 |
| Maryland | 70 | 37 | 33 | 3,820 | 4,309 | 4,511 | 16,857 | 8,008 | 8,849 | 3,851 | 1,661 | 2,190 | 260 | 121 | 139 |
| Massachusetts | 52 | 29 | 23 | 1,511 | 722 | 789 | 1,966 | 924 | 1,042 | 662 | 291 | 371 | 65 | 49 | 16 |
| Michigan | 10 | 7 | 3 | 334 | 408 | 426 | 1,355 | 665 | 690 | 472 | 236 | 236 | 40 | 22 | 18 |
| Minnesota | 1 | | 1 | 213 | 97 | 116 | 241 | 115 | 126 | 129 | 62 | 67 | 10 | 5 | 5 |
| Mississippi | 581 | 280 | 301 | 36,770 | 18,106 | 18,664 | 62,279 | 29,357 | 32,922 | 25,058 | 10,842 | 14,216 | 1,162 | 558 | 604 |
| Missouri | 38 | 20 | 18 | 7,008 | 3,441 | 3,567 | 12,697 | 6,028 | 6,669 | 4,817 | 2,077 | 2,740 | 230 | 127 | 103 |
| Montana | | | | 53 | 25 | 28 | 77 | 33 | 44 | 25 | 11 | 14 | 1 | | 1 |
| Nebraska | 4 | 2 | 2 | 312 | 139 | 173 | 412 | 191 | 221 | 194 | 90 | 104 | 6 | 4 | 2 |
| Nevada | | | | 3 | 2 | 1 | 3 | 1 | 2 | 1 | | 1 | | | |
| New Hampshire | | | | 24 | 11 | 13 | 39 | 21 | 18 | 14 | 9 | 5 | 2 | 2 | |
| New Jersey | 30 | 15 | 15 | 2,918 | 1,436 | 1,482 | 4,141 | 1,988 | 2,153 | 1,098 | 500 | 598 | 66 | 38 | 28 |
| New Mexico | | | | 50 | 24 | 26 | 87 | 32 | 55 | 35 | 16 | 19 | 1 | 1 | |
| New York | 82 | 38 | 44 | 3,682 | 1,753 | 1,929 | 5,356 | 2,520 | 2,836 | 1,374 | 562 | 812 | 96 | 60 | 36 |
| North Carolina | 109 | 54 | 55 | 21,405 | 10,594 | 10,811 | 44,783 | 21,280 | 23,503 | 24,013 | 10,033 | 13,980 | 1,082 | 488 | 594 |
| North Dakota | | | | 10 | 6 | 4 | 30 | 17 | 13 | 8 | 2 | 6 | | | |
| Ohio | 23 | 13 | 10 | 5,040 | 2,398 | 2,642 | 8,145 | 3,967 | 4,178 | 2,905 | 1,343 | 1,562 | 277 | 153 | 124 |
| Oklahoma | 11 | 6 | 5 | 794 | 397 | 397 | 1,726 | 855 | 871 | 971 | 444 | 527 | 49 | 27 | 22 |
| Oregon | | | | 26 | 15 | 11 | 60 | 28 | 32 | 15 | 8 | 7 | | | |
| Pennsylvania | 97 | 53 | 44 | 6,898 | 3,321 | 3,577 | 9,727 | 4,654 | 5,073 | 2,610 | 1,089 | 1,521 | 241 | 190 | 51 |
| Rhode Island | 11 | 6 | 5 | 434 | 224 | 210 | 611 | 292 | 319 | 188 | 66 | 122 | 9 | 5 | 4 |
| South Carolina | 196 | 96 | 100 | 21,288 | 10,391 | 10,897 | 47,853 | 22,666 | 25,187 | 17,182 | 6,994 | 10,188 | 882 | 378 | 504 |
| South Dakota | | | | 25 | 11 | 14 | 33 | 10 | 23 | 15 | 8 | 7 | | | |
| Tennessee | 74 | 42 | 32 | 15,395 | 7,557 | 7,838 | 33,522 | 15,877 | 17,645 | 13,402 | 5,426 | 7,976 | 716 | 383 | 328 |
| Texas | 84 | 41 | 43 | 17,339 | 8,361 | 8,978 | 55,867 | 27,056 | 28,811 | 17,551 | 7,165 | 10,386 | 792 | 414 | 378 |
| Utah | 1 | 1 | | 16 | 6 | 10 | 22 | 9 | 13 | 10 | 5 | 5 | 2 | 2 | |
| Vermont | 1 | | 1 | 40 | 13 | 27 | 62 | 35 | 27 | 20 | 10 | 10 | | | |
| Virginia | 167 | 89 | 78 | 21,900 | 10,612 | 11,288 | 43,938 | 22,511 | 26,427 | 16,891 | 6,355 | 10,536 | 830 | 433 | 397 |
| Washington | 1 | 1 | | 100 | 48 | 52 | 130 | 74 | 56 | 41 | 19 | 22 | 2 | 2 | |
| West Virginia | 13 | 9 | 4 | 1,645 | 843 | 802 | 2,758 | 1,337 | 1,421 | 1,227 | 527 | 700 | 107 | 64 | 43 |
| Wisconsin | 2 | 1 | 1 | 98 | 48 | 50 | 161 | 69 | 92 | 71 | 33 | 38 | 10 | 7 | 8 |
| Wyoming | | | | 31 | 21 | 10 | 39 | 19 | 20 | 17 | 3 | 14 | 1 | 1 | |

¹ Includes all persons of negro descent.

² Includes persons in the military and naval service of the United States (including civilian employees, etc.) stationed abroad, not credited to any state or territory.

STATISTICS OF POPULATION.

TABLE 42.—TOTAL PERSONS ATTENDING SCHOOL DURING THE CENSUS YEAR, CLASSIFIED BY SEX, AGE PERIODS, AND MONTHS OF SCHOOL ATTENDANCE, BY STATES AND TERRITORIES: 1900.

| STATES, TERRITORIES, AND MONTHS OF SCHOOL ATTENDANCE. | ALL PERSONS. | | | UNDER 10 YEARS. | | | 10 TO 14 YEARS. | | | 15 YEARS AND OVER. | | |
|---|--------------|---------|---------------|-----------------|--------|---------------|-----------------|--------|---------------|--------------------|--------|---------------|
| | Total. | Males. | Fe- males. | Total. | Males. | Fe- males. | Total. | Males. | Fe- males. | Total. | Males. | Fe- males. |
| Alabama..... | 240,433 | 118,145 | 122,288 | 52,575 | 26,304 | 26,271 | 124,727 | 60,438 | 64,289 | 63,131 | 31,403 | 31,728 |
| 1 month or less..... | 15,395 | 8,203 | 7,192 | 3,655 | 1,852 | 1,803 | 7,184 | 3,776 | 3,408 | 4,556 | 2,575 | 1,981 |
| 2 to 3 months..... | 100,379 | 50,974 | 49,405 | 21,001 | 10,637 | 10,364 | 52,310 | 26,127 | 26,183 | 27,068 | 14,210 | 12,858 |
| 4 to 5 months..... | 53,688 | 26,203 | 27,485 | 11,856 | 5,982 | 5,874 | 28,370 | 13,472 | 14,898 | 13,462 | 6,749 | 6,713 |
| 6 months or more..... | 70,971 | 32,765 | 38,206 | 16,063 | 7,833 | 8,230 | 36,863 | 17,063 | 19,800 | 18,045 | 7,869 | 10,176 |
| Alaska..... | 2,673 | 1,457 | 1,216 | 1,063 | 570 | 493 | 1,067 | 565 | 502 | 543 | 322 | 221 |
| 1 month or less..... | 109 | 56 | 53 | 58 | 32 | 26 | 31 | 15 | 16 | 20 | 9 | 11 |
| 2 to 3 months..... | 449 | 232 | 217 | 197 | 94 | 103 | 179 | 96 | 83 | 78 | 42 | 31 |
| 4 to 5 months..... | 442 | 236 | 206 | 185 | 89 | 96 | 183 | 105 | 84 | 68 | 42 | 26 |
| 6 months or more..... | 1,673 | 983 | 740 | 623 | 355 | 268 | 668 | 349 | 319 | 382 | 229 | 153 |
| Arizona..... | 17,495 | 8,936 | 8,559 | 5,654 | 2,912 | 2,742 | 8,039 | 4,114 | 3,925 | 3,802 | 1,910 | 1,892 |
| 1 month or less..... | 221 | 107 | 114 | 96 | 44 | 52 | 76 | 39 | 37 | 49 | 24 | 25 |
| 2 to 3 months..... | 1,010 | 535 | 475 | 384 | 188 | 196 | 382 | 209 | 173 | 244 | 138 | 106 |
| 4 to 5 months..... | 2,460 | 1,315 | 1,145 | 830 | 447 | 383 | 1,113 | 591 | 522 | 517 | 277 | 240 |
| 6 months or more..... | 13,804 | 6,979 | 6,825 | 4,344 | 2,233 | 2,111 | 6,468 | 3,275 | 3,193 | 2,992 | 1,471 | 1,521 |
| Arkansas..... | 230,180 | 114,567 | 115,613 | 60,363 | 30,303 | 30,060 | 110,305 | 54,283 | 56,022 | 59,512 | 29,981 | 29,531 |
| 1 month or less..... | 14,863 | 7,668 | 7,195 | 4,679 | 2,371 | 2,308 | 6,139 | 3,090 | 3,049 | 4,045 | 2,207 | 1,858 |
| 2 to 3 months..... | 106,782 | 54,301 | 52,481 | 28,085 | 14,126 | 13,959 | 51,130 | 25,642 | 25,483 | 27,567 | 14,533 | 13,034 |
| 4 to 5 months..... | 50,447 | 25,250 | 25,197 | 12,916 | 6,547 | 6,369 | 24,687 | 12,233 | 12,404 | 12,344 | 6,420 | 6,424 |
| 6 months or more..... | 58,088 | 27,348 | 30,740 | 14,683 | 7,259 | 7,424 | 23,349 | 13,268 | 15,081 | 15,056 | 6,821 | 8,235 |
| California..... | 251,898 | 124,002 | 127,891 | 80,661 | 40,651 | 40,010 | 115,604 | 57,743 | 57,861 | 55,628 | 25,603 | 30,020 |
| 1 month or less..... | 1,202 | 596 | 606 | 634 | 310 | 324 | 803 | 152 | 151 | 265 | 134 | 131 |
| 2 to 3 months..... | 4,996 | 2,500 | 2,496 | 2,355 | 1,177 | 1,178 | 1,387 | 674 | 693 | 1,274 | 649 | 625 |
| 4 to 5 months..... | 8,864 | 4,604 | 4,260 | 3,611 | 1,856 | 1,755 | 2,854 | 1,524 | 1,330 | 2,339 | 1,224 | 1,175 |
| 6 months or more..... | 236,831 | 116,302 | 120,529 | 74,061 | 37,303 | 36,753 | 111,080 | 55,393 | 55,687 | 51,690 | 23,601 | 28,089 |
| Colorado..... | 96,728 | 47,697 | 49,031 | 31,337 | 15,938 | 15,399 | 43,497 | 21,617 | 21,880 | 21,394 | 10,142 | 11,252 |
| 1 month or less..... | 785 | 393 | 392 | 363 | 184 | 184 | 218 | 108 | 110 | 199 | 101 | 98 |
| 2 to 3 months..... | 4,813 | 2,499 | 2,314 | 2,053 | 1,013 | 1,040 | 1,537 | 774 | 763 | 1,223 | 712 | 511 |
| 4 to 5 months..... | 7,805 | 4,134 | 3,671 | 2,652 | 1,357 | 1,295 | 3,247 | 1,713 | 1,534 | 1,906 | 1,064 | 842 |
| 6 months or more..... | 83,325 | 40,671 | 42,654 | 26,764 | 13,384 | 13,380 | 38,495 | 19,022 | 19,473 | 18,066 | 8,265 | 9,801 |
| Connecticut..... | 150,434 | 76,008 | 74,426 | 59,854 | 30,105 | 29,749 | 63,639 | 34,497 | 34,142 | 21,941 | 11,406 | 10,585 |
| 1 month or less..... | 464 | 208 | 256 | 340 | 146 | 194 | 74 | 36 | 38 | 50 | 26 | 24 |
| 2 to 3 months..... | 2,286 | 1,154 | 1,132 | 1,747 | 878 | 869 | 305 | 143 | 162 | 234 | 133 | 101 |
| 4 to 5 months..... | 2,338 | 1,191 | 1,197 | 1,497 | 752 | 745 | 600 | 287 | 313 | 291 | 152 | 139 |
| 6 months or more..... | 145,296 | 73,455 | 71,841 | 56,270 | 28,329 | 27,941 | 67,660 | 34,031 | 33,629 | 21,366 | 11,095 | 10,271 |
| Delaware..... | 23,753 | 14,400 | 14,353 | 8,998 | 4,616 | 4,382 | 14,767 | 7,334 | 7,433 | 4,988 | 2,450 | 2,533 |
| 1 month or less..... | 225 | 114 | 111 | 112 | 56 | 56 | 50 | 26 | 24 | 63 | 32 | 31 |
| 2 to 3 months..... | 1,558 | 925 | 633 | 525 | 267 | 258 | 588 | 341 | 247 | 445 | 317 | 128 |
| 4 to 5 months..... | 2,458 | 1,436 | 1,022 | 675 | 373 | 302 | 1,186 | 690 | 496 | 597 | 373 | 224 |
| 6 months or more..... | 24,512 | 11,925 | 12,587 | 7,686 | 3,920 | 3,766 | 12,943 | 6,277 | 6,666 | 3,883 | 1,728 | 2,155 |
| District of Columbia..... | 39,904 | 18,788 | 21,116 | 10,790 | 5,339 | 5,451 | 19,898 | 9,397 | 10,501 | 9,216 | 4,052 | 5,164 |
| 1 month or less..... | 83 | 40 | 43 | 27 | 16 | 11 | 34 | 14 | 20 | 22 | 10 | 12 |
| 2 to 3 months..... | 305 | 143 | 162 | 129 | 66 | 63 | 107 | 52 | 55 | 69 | 25 | 44 |
| 4 to 5 months..... | 742 | 384 | 358 | 393 | 212 | 186 | 234 | 125 | 109 | 110 | 47 | 63 |
| 6 months or more..... | 38,774 | 18,221 | 20,553 | 10,236 | 5,045 | 5,191 | 19,523 | 9,206 | 10,317 | 9,015 | 3,970 | 5,045 |
| Florida..... | 86,926 | 42,505 | 44,421 | 24,417 | 12,136 | 12,281 | 43,332 | 21,435 | 21,947 | 19,127 | 8,934 | 10,193 |
| 1 month or less..... | 2,288 | 1,188 | 1,100 | 765 | 366 | 399 | 905 | 492 | 413 | 618 | 330 | 283 |
| 2 to 3 months..... | 15,025 | 7,632 | 7,393 | 4,284 | 2,139 | 2,145 | 7,156 | 3,597 | 3,559 | 3,585 | 1,896 | 1,689 |
| 4 to 5 months..... | 37,308 | 18,341 | 18,967 | 10,633 | 5,280 | 5,403 | 18,907 | 9,426 | 9,481 | 7,718 | 3,635 | 4,083 |
| 6 months or more..... | 32,305 | 15,344 | 16,961 | 8,685 | 4,351 | 4,334 | 16,414 | 7,920 | 8,494 | 7,206 | 3,073 | 4,133 |
| Georgia..... | 313,568 | 149,888 | 163,700 | 92,550 | 46,033 | 46,512 | 161,590 | 76,888 | 84,702 | 59,448 | 26,962 | 32,436 |
| 1 month or less..... | 15,789 | 8,144 | 7,645 | 5,659 | 2,855 | 2,804 | 6,960 | 3,601 | 3,359 | 3,170 | 1,633 | 1,432 |
| 2 to 3 months..... | 89,143 | 44,337 | 44,806 | 23,142 | 14,163 | 13,979 | 44,731 | 22,232 | 22,499 | 16,270 | 7,942 | 8,328 |
| 4 to 5 months..... | 101,985 | 48,073 | 53,907 | 30,270 | 14,995 | 15,275 | 54,332 | 25,544 | 28,803 | 17,363 | 7,539 | 9,824 |
| 6 months or more..... | 106,671 | 49,329 | 57,342 | 23,479 | 14,025 | 14,454 | 55,547 | 25,511 | 30,036 | 22,645 | 9,793 | 12,852 |
| Hawaii..... | 15,533 | 8,360 | 7,193 | 6,617 | 3,453 | 3,164 | 7,103 | 3,347 | 3,256 | 1,833 | 1,060 | 773 |
| 1 month or less..... | 54 | 31 | 23 | 35 | 21 | 14 | 13 | 8 | 5 | 6 | 2 | 4 |
| 2 to 3 months..... | 337 | 213 | 174 | 260 | 145 | 115 | 98 | 51 | 47 | 29 | 17 | 12 |
| 4 to 5 months..... | 1,162 | 614 | 543 | 619 | 310 | 309 | 425 | 239 | 186 | 118 | 65 | 53 |
| 6 months or more..... | 13,950 | 7,502 | 6,448 | 5,703 | 2,977 | 2,726 | 6,567 | 3,549 | 3,018 | 1,680 | 976 | 704 |
| Idaho..... | 33,037 | 16,633 | 16,454 | 10,299 | 5,257 | 5,042 | 15,362 | 7,694 | 7,668 | 7,426 | 3,682 | 3,744 |
| 1 month or less..... | 757 | 391 | 366 | 361 | 176 | 185 | 191 | 99 | 92 | 205 | 116 | 89 |
| 2 to 3 months..... | 6,535 | 3,477 | 3,058 | 2,337 | 1,203 | 1,134 | 2,697 | 1,427 | 1,270 | 1,501 | 847 | 654 |
| 4 to 5 months..... | 6,458 | 3,413 | 3,045 | 1,913 | 994 | 919 | 3,092 | 1,633 | 1,459 | 1,453 | 786 | 667 |
| 6 months or more..... | 19,337 | 9,352 | 9,985 | 5,683 | 2,884 | 2,804 | 9,332 | 4,535 | 4,347 | 4,267 | 1,933 | 2,334 |

SCHOOL ATTENDANCE.

TABLE 42.—TOTAL PERSONS ATTENDING SCHOOL DURING THE CENSUS YEAR, CLASSIFIED BY SEX, AGE PERIODS, AND MONTHS OF SCHOOL ATTENDANCE, BY STATES AND TERRITORIES: 1900—Continued.

| STATES, TERRITORIES, AND MONTHS OF SCHOOL ATTENDANCE. | ALL PERSONS. | | | UNDER 10 YEARS. | | | 10 TO 14 YEARS. | | | 15 YEARS AND OVER. | | |
|---|--------------|---------|-----------|-----------------|---------|-----------|-----------------|---------|-----------|--------------------|--------|-----------|
| | Total. | Males. | Fe-males. | Total. | Males. | Fe-males. | Total. | Males. | Fe-males. | Total. | Males. | Fe-males. |
| Illinois | 879,825 | 440,860 | 438,965 | 311,248 | 156,853 | 154,395 | 411,852 | 206,483 | 205,419 | 156,725 | 77,574 | 79,151 |
| 1 month or less | 7,376 | 3,495 | 3,881 | 3,731 | 1,729 | 2,002 | 1,689 | 778 | 911 | 1,956 | 983 | 968 |
| 2 to 3 months | 33,958 | 21,069 | 17,889 | 17,759 | 8,605 | 9,154 | 11,163 | 5,948 | 5,210 | 10,031 | 6,516 | 3,515 |
| 4 to 5 months | 67,517 | 38,479 | 29,038 | 19,538 | 9,755 | 9,783 | 29,035 | 16,631 | 12,404 | 18,944 | 12,093 | 6,851 |
| 6 months or more | 765,974 | 377,317 | 388,567 | 270,220 | 136,264 | 133,956 | 369,960 | 183,076 | 186,884 | 125,794 | 57,977 | 67,817 |
| Indiana | 491,951 | 247,412 | 244,539 | 151,790 | 77,475 | 74,315 | 239,536 | 119,465 | 120,071 | 100,625 | 50,472 | 50,153 |
| 1 month or less | 3,218 | 1,426 | 1,792 | 1,316 | 603 | 713 | 618 | 272 | 346 | 1,284 | 551 | 733 |
| 2 to 3 months | 16,286 | 8,290 | 7,996 | 6,643 | 3,221 | 3,422 | 4,515 | 2,220 | 2,295 | 5,123 | 2,849 | 2,274 |
| 4 to 5 months | 39,471 | 21,016 | 18,455 | 12,516 | 6,338 | 6,178 | 17,162 | 8,857 | 8,305 | 9,793 | 5,821 | 3,972 |
| 6 months or more | 432,976 | 216,680 | 216,296 | 131,310 | 67,313 | 63,997 | 217,241 | 108,116 | 109,125 | 84,425 | 41,251 | 43,174 |
| Indian Territory | 43,268 | 24,067 | 24,201 | 12,366 | 6,209 | 6,157 | 25,581 | 12,542 | 13,039 | 10,321 | 5,316 | 5,005 |
| 1 month or less | 3,413 | 1,764 | 1,654 | 965 | 470 | 495 | 1,734 | 877 | 857 | 719 | 417 | 302 |
| 2 to 3 months | 16,296 | 8,455 | 7,841 | 4,289 | 2,171 | 2,118 | 8,655 | 4,447 | 4,208 | 3,352 | 1,837 | 1,515 |
| 4 to 5 months | 10,407 | 5,266 | 5,141 | 2,635 | 1,353 | 1,282 | 5,587 | 2,726 | 2,861 | 2,235 | 1,137 | 1,048 |
| 6 months or more | 13,147 | 3,582 | 9,565 | 4,477 | 2,215 | 2,262 | 9,655 | 4,492 | 5,163 | 4,015 | 1,875 | 2,140 |
| Iowa | 492,678 | 245,938 | 246,740 | 174,584 | 87,829 | 86,755 | 218,091 | 109,133 | 108,958 | 100,003 | 48,976 | 51,027 |
| 1 month or less | 2,530 | 1,255 | 1,275 | 1,372 | 649 | 723 | 406 | 201 | 205 | 752 | 405 | 347 |
| 2 to 3 months | 26,202 | 15,442 | 10,760 | 12,350 | 6,182 | 6,168 | 5,132 | 3,263 | 1,919 | 8,670 | 5,997 | 2,673 |
| 4 to 5 months | 40,087 | 25,565 | 14,502 | 9,496 | 4,540 | 4,956 | 15,009 | 10,131 | 4,878 | 15,562 | 10,894 | 4,668 |
| 6 months or more | 423,879 | 203,676 | 220,203 | 151,366 | 76,458 | 74,908 | 197,494 | 95,538 | 101,956 | 75,019 | 31,680 | 43,339 |
| Kansas | 335,354 | 168,862 | 166,492 | 100,351 | 50,870 | 49,481 | 153,261 | 77,165 | 76,096 | 81,742 | 40,827 | 40,915 |
| 1 month or less | 3,577 | 1,827 | 1,750 | 1,591 | 753 | 838 | 722 | 334 | 338 | 1,264 | 690 | 574 |
| 2 to 3 months | 21,934 | 12,618 | 9,316 | 7,815 | 3,795 | 4,020 | 6,236 | 3,537 | 2,649 | 7,883 | 5,236 | 2,647 |
| 4 to 5 months | 43,969 | 25,035 | 18,934 | 12,995 | 6,582 | 6,413 | 17,826 | 10,061 | 7,765 | 13,148 | 8,392 | 4,756 |
| 6 months or more | 265,874 | 129,382 | 136,492 | 77,950 | 39,740 | 38,210 | 123,477 | 63,133 | 65,344 | 59,447 | 26,509 | 32,938 |
| Kentucky | 385,294 | 193,054 | 192,240 | 104,783 | 53,313 | 51,465 | 193,326 | 96,259 | 97,067 | 87,185 | 43,477 | 43,708 |
| 1 month or less | 13,571 | 7,036 | 6,535 | 4,486 | 2,230 | 2,256 | 5,092 | 2,599 | 2,493 | 3,993 | 2,207 | 1,786 |
| 2 to 3 months | 73,996 | 40,017 | 33,979 | 20,671 | 10,570 | 10,101 | 34,463 | 18,395 | 16,073 | 18,857 | 11,052 | 7,805 |
| 4 to 5 months | 171,237 | 84,971 | 86,286 | 44,276 | 22,676 | 21,600 | 90,350 | 44,735 | 45,615 | 36,611 | 17,660 | 19,051 |
| 6 months or more | 126,490 | 61,030 | 65,460 | 35,350 | 17,842 | 17,508 | 63,416 | 30,530 | 32,866 | 27,724 | 12,658 | 15,066 |
| Louisiana | 153,719 | 75,654 | 78,065 | 41,498 | 21,209 | 20,289 | 85,468 | 42,001 | 43,467 | 26,753 | 12,444 | 14,309 |
| 1 month or less | 4,509 | 2,312 | 2,197 | 1,412 | 713 | 699 | 2,156 | 1,096 | 1,060 | 941 | 503 | 438 |
| 2 to 3 months | 36,507 | 18,103 | 18,404 | 10,180 | 5,189 | 4,991 | 19,476 | 9,614 | 9,862 | 6,851 | 3,300 | 3,551 |
| 4 to 5 months | 22,630 | 11,136 | 11,494 | 6,221 | 3,193 | 3,023 | 12,447 | 6,100 | 6,347 | 3,962 | 1,838 | 2,124 |
| 6 months or more | 90,073 | 44,103 | 45,970 | 23,685 | 12,109 | 11,576 | 51,389 | 25,191 | 26,193 | 14,999 | 6,303 | 8,196 |
| Maine | 119,976 | 60,646 | 59,330 | 40,433 | 20,540 | 19,893 | 53,975 | 27,535 | 26,440 | 25,568 | 12,571 | 12,997 |
| 1 month or less | 705 | 357 | 348 | 493 | 262 | 231 | 83 | 37 | 46 | 129 | 58 | 71 |
| 2 to 3 months | 4,452 | 2,338 | 2,064 | 2,301 | 1,105 | 1,196 | 905 | 451 | 424 | 1,246 | 802 | 444 |
| 4 to 5 months | 12,971 | 6,664 | 6,307 | 4,976 | 2,438 | 2,538 | 5,332 | 2,817 | 2,515 | 2,663 | 1,409 | 1,254 |
| 6 months or more | 101,848 | 51,237 | 50,611 | 32,653 | 16,735 | 15,928 | 47,655 | 24,200 | 23,455 | 21,530 | 10,302 | 11,223 |
| Maryland | 185,850 | 92,867 | 92,983 | 60,254 | 30,146 | 30,108 | 96,675 | 48,102 | 48,573 | 28,921 | 14,619 | 14,302 |
| 1 month or less | 989 | 516 | 473 | 450 | 221 | 229 | 329 | 174 | 155 | 210 | 121 | 89 |
| 2 to 3 months | 6,749 | 3,960 | 2,789 | 2,136 | 1,073 | 1,058 | 2,841 | 1,633 | 1,153 | 1,772 | 1,199 | 573 |
| 4 to 5 months | 11,764 | 6,583 | 5,181 | 3,263 | 1,662 | 1,601 | 5,990 | 3,360 | 2,630 | 2,511 | 1,561 | 950 |
| 6 months or more | 166,348 | 81,808 | 84,540 | 54,405 | 27,185 | 27,220 | 87,515 | 42,885 | 44,630 | 24,428 | 11,738 | 12,690 |
| Massachusetts | 468,332 | 232,550 | 235,782 | 179,509 | 90,496 | 89,013 | 209,081 | 104,339 | 104,722 | 79,742 | 37,695 | 42,047 |
| 1 month or less | 1,556 | 803 | 753 | 860 | 423 | 437 | 399 | 227 | 172 | 297 | 153 | 144 |
| 2 to 3 months | 6,083 | 2,959 | 3,124 | 4,303 | 2,136 | 2,172 | 1,095 | 496 | 599 | 630 | 327 | 353 |
| 4 to 5 months | 6,031 | 2,851 | 3,180 | 3,395 | 1,670 | 1,725 | 1,680 | 746 | 934 | 856 | 435 | 521 |
| 6 months or more | 454,662 | 229,937 | 228,725 | 170,946 | 86,267 | 84,679 | 205,907 | 102,890 | 103,017 | 77,309 | 36,780 | 41,029 |
| Michigan | 464,726 | 232,881 | 231,845 | 161,170 | 81,998 | 79,172 | 222,402 | 112,062 | 110,340 | 81,154 | 38,321 | 42,833 |
| 1 month or less | 3,273 | 1,581 | 1,697 | 2,072 | 973 | 1,099 | 666 | 340 | 326 | 540 | 268 | 272 |
| 2 to 3 months | 13,773 | 9,779 | 8,994 | 10,263 | 5,044 | 5,219 | 4,785 | 2,567 | 2,213 | 3,725 | 2,168 | 1,557 |
| 4 to 5 months | 27,877 | 16,133 | 11,740 | 9,407 | 4,673 | 4,729 | 11,133 | 6,626 | 4,527 | 7,318 | 4,834 | 2,434 |
| 6 months or more | 414,797 | 205,383 | 209,414 | 139,423 | 71,303 | 68,125 | 205,798 | 102,529 | 103,269 | 69,571 | 31,551 | 33,020 |
| Minnesota | 357,809 | 180,576 | 176,933 | 124,724 | 63,153 | 61,571 | 171,820 | 86,630 | 85,140 | 61,265 | 31,043 | 30,222 |
| 1 month or less | 3,609 | 1,841 | 1,768 | 2,021 | 979 | 1,042 | 863 | 447 | 416 | 725 | 415 | 310 |
| 2 to 3 months | 27,363 | 15,265 | 12,593 | 12,015 | 6,033 | 5,977 | 9,833 | 5,335 | 4,518 | 5,995 | 3,392 | 2,103 |
| 4 to 5 months | 43,337 | 24,143 | 19,694 | 13,867 | 7,055 | 6,812 | 21,519 | 11,767 | 9,752 | 8,451 | 5,321 | 3,130 |
| 6 months or more | 282,500 | 139,627 | 142,873 | 96,821 | 49,081 | 47,740 | 139,585 | 69,131 | 70,454 | 46,094 | 21,415 | 24,679 |
| Mississippi | 253,995 | 126,067 | 132,925 | 75,659 | 37,311 | 37,348 | 121,742 | 59,288 | 62,454 | 61,594 | 28,968 | 32,626 |
| 1 month or less | 14,643 | 7,707 | 6,936 | 5,350 | 2,704 | 2,646 | 5,735 | 3,045 | 2,690 | 3,558 | 1,958 | 1,600 |
| 2 to 3 months | 79,430 | 40,760 | 38,870 | 23,332 | 11,727 | 11,605 | 36,527 | 18,832 | 17,695 | 19,571 | 10,201 | 9,370 |
| 4 to 5 months | 105,404 | 50,449 | 54,955 | 31,304 | 15,617 | 15,687 | 51,191 | 24,538 | 26,653 | 22,909 | 10,294 | 12,615 |
| 6 months or more | 59,518 | 27,151 | 32,367 | 15,673 | 7,763 | 7,910 | 28,289 | 12,873 | 15,416 | 15,556 | 6,515 | 9,041 |

STATISTICS OF POPULATION.

TABLE 42.—TOTAL PERSONS ATTENDING SCHOOL DURING THE CENSUS YEAR, CLASSIFIED BY SEX, AGE PERIODS, AND MONTHS OF SCHOOL ATTENDANCE, BY STATES AND TERRITORIES: 1900—Continued.

| STATES, TERRITORIES, AND MONTHS OF SCHOOL ATTENDANCE | ALL PERSONS. | | | UNDER 10 YEARS. | | | 10 TO 14 YEARS. | | | 15 YEARS AND OVER. | | |
|--|--------------|----------|---------------|-----------------|----------|---------------|-----------------|----------|---------------|--------------------|----------|---------------|
| | Total. | Males. | Fe- males. | Total. | Males. | Fe- males. | Total. | Males. | Fe- males. | Total. | Males. | Fe- males. |
| Missouri | 604, 111 | 301, 785 | 302, 326 | 187, 342 | 94, 728 | 92, 614 | 289, 483 | 144, 014 | 145, 469 | 127, 286 | 63, 043 | 64, 243 |
| 1 month or less | 12, 185 | 6, 085 | 6, 100 | 5, 013 | 2, 445 | 2, 568 | 3, 835 | 1, 982 | 1, 903 | 3, 387 | 1, 708 | 1, 629 |
| 2 to 3 months | 57, 507 | 30, 305 | 27, 202 | 21, 008 | 10, 429 | 10, 579 | 22, 488 | 11, 696 | 10, 792 | 14, 011 | 8, 180 | 5, 831 |
| 4 to 5 months | 95, 359 | 51, 077 | 44, 282 | 26, 989 | 13, 640 | 13, 349 | 44, 405 | 23, 504 | 20, 901 | 28, 965 | 13, 983 | 10, 082 |
| 6 months or more | 439, 060 | 214, 318 | 224, 742 | 134, 332 | 68, 214 | 66, 118 | 218, 755 | 106, 882 | 111, 873 | 85, 973 | 39, 222 | 46, 751 |
| Montana | 38, 610 | 19, 147 | 19, 463 | 13, 823 | 6, 940 | 6, 883 | 17, 436 | 8, 694 | 8, 742 | 7, 351 | 3, 513 | 3, 838 |
| 1 month or less | 541 | 270 | 271 | 263 | 133 | 130 | 174 | 86 | 88 | 104 | 51 | 53 |
| 2 to 3 months | 2, 864 | 1, 492 | 1, 372 | 1, 301 | 661 | 643 | 978 | 493 | 485 | 582 | 338 | 244 |
| 4 to 5 months | 3, 571 | 1, 900 | 1, 671 | 1, 330 | 676 | 654 | 1, 518 | 803 | 705 | 728 | 416 | 312 |
| 6 months or more | 31, 684 | 15, 485 | 16, 149 | 10, 926 | 5, 470 | 5, 456 | 14, 771 | 7, 307 | 7, 464 | 5, 937 | 2, 708 | 3, 229 |
| Nebraska | 248, 576 | 126, 001 | 122, 575 | 82, 423 | 41, 815 | 40, 608 | 111, 710 | 56, 154 | 55, 556 | 64, 443 | 28, 082 | 26, 411 |
| 1 month or less | 2, 442 | 1, 252 | 1, 190 | 1, 152 | 539 | 613 | 428 | 221 | 207 | 362 | 492 | 370 |
| 2 to 3 months | 19, 366 | 11, 544 | 7, 842 | 7, 053 | 3, 493 | 3, 565 | 5, 375 | 3, 182 | 2, 193 | 6, 953 | 4, 869 | 2, 084 |
| 4 to 5 months | 25, 036 | 14, 980 | 10, 106 | 7, 069 | 3, 591 | 3, 478 | 10, 578 | 6, 357 | 4, 221 | 7, 389 | 4, 982 | 2, 407 |
| 6 months or more | 201, 712 | 98, 275 | 103, 437 | 67, 144 | 34, 192 | 32, 952 | 95, 329 | 46, 394 | 48, 935 | 39, 239 | 17, 689 | 21, 550 |
| Nevada | 6, 653 | 3, 291 | 3, 362 | 1, 921 | 953 | 968 | 2, 902 | 1, 457 | 1, 445 | 1, 880 | 881 | 949 |
| 1 month or less | 35 | 22 | 13 | 14 | 7 | 7 | 6 | 5 | 1 | 15 | 10 | 5 |
| 2 to 3 months | 238 | 126 | 112 | 101 | 46 | 55 | 61 | 36 | 25 | 76 | 44 | 32 |
| 4 to 5 months | 397 | 211 | 186 | 118 | 60 | 58 | 139 | 79 | 60 | 140 | 72 | 68 |
| 6 months or more | 5, 983 | 2, 932 | 3, 051 | 1, 688 | 840 | 848 | 2, 696 | 1, 337 | 1, 359 | 1, 599 | 755 | 844 |
| New Hampshire | 62, 293 | 31, 300 | 30, 993 | 22, 636 | 11, 582 | 11, 054 | 28, 776 | 14, 348 | 14, 428 | 10, 881 | 5, 370 | 5, 511 |
| 1 month or less | 313 | 147 | 166 | 205 | 92 | 113 | 64 | 32 | 32 | 44 | 23 | 21 |
| 2 to 3 months | 1, 793 | 935 | 853 | 938 | 503 | 485 | 445 | 225 | 220 | 360 | 207 | 153 |
| 4 to 5 months | 5, 581 | 2, 857 | 2, 724 | 2, 132 | 1, 088 | 1, 044 | 2, 578 | 1, 316 | 1, 262 | 871 | 453 | 418 |
| 6 months or more | 54, 606 | 27, 361 | 27, 245 | 19, 311 | 9, 899 | 9, 412 | 25, 689 | 12, 775 | 12, 914 | 9, 606 | 4, 687 | 4, 919 |
| New Jersey | 809, 238 | 409, 885 | 409, 353 | 224, 552 | 112, 856 | 111, 696 | 384, 885 | 191, 828 | 193, 057 | 213, 801 | 107, 201 | 106, 600 |
| 1 month or less | 1, 187 | 575 | 612 | 739 | 378 | 411 | 250 | 128 | 122 | 148 | 69 | 79 |
| 2 to 3 months | 5, 619 | 2, 966 | 2, 653 | 3, 336 | 1, 627 | 1, 709 | 1, 443 | 815 | 628 | 840 | 524 | 316 |
| 4 to 5 months | 8, 725 | 4, 300 | 3, 925 | 4, 339 | 2, 236 | 2, 103 | 3, 000 | 1, 675 | 1, 325 | 1, 886 | 889 | 497 |
| 6 months or more | 293, 707 | 145, 544 | 148, 163 | 116, 088 | 58, 615 | 57, 473 | 142, 132 | 70, 210 | 71, 922 | 35, 427 | 16, 719 | 18, 708 |
| New Mexico | 28, 672 | 15, 010 | 13, 662 | 8, 609 | 4, 437 | 4, 122 | 14, 330 | 7, 421 | 6, 909 | 5, 733 | 3, 102 | 2, 631 |
| 1 month or less | 480 | 244 | 236 | 208 | 103 | 105 | 190 | 98 | 92 | 82 | 43 | 39 |
| 2 to 3 months | 6, 331 | 3, 416 | 2, 915 | 2, 010 | 1, 050 | 960 | 3, 121 | 1, 632 | 1, 469 | 1, 200 | 714 | 486 |
| 4 to 5 months | 5, 215 | 2, 761 | 2, 454 | 1, 660 | 838 | 777 | 2, 541 | 1, 344 | 1, 197 | 1, 014 | 534 | 480 |
| 6 months or more | 16, 646 | 8, 589 | 8, 057 | 4, 731 | 2, 451 | 2, 280 | 8, 478 | 4, 327 | 4, 151 | 3, 437 | 1, 811 | 1, 626 |
| New York | 1, 172, 973 | 585, 914 | 587, 059 | 441, 393 | 223, 072 | 218, 321 | 567, 071 | 285, 742 | 281, 329 | 164, 009 | 77, 100 | 86, 909 |
| 1 month or less | 5, 023 | 2, 489 | 2, 534 | 3, 213 | 1, 618 | 1, 695 | 1, 112 | 567 | 545 | 598 | 304 | 294 |
| 2 to 3 months | 19, 077 | 9, 617 | 9, 460 | 11, 775 | 5, 646 | 6, 129 | 3, 968 | 2, 069 | 1, 899 | 3, 334 | 1, 902 | 1, 432 |
| 4 to 5 months | 34, 169 | 18, 313 | 15, 856 | 15, 923 | 7, 847 | 8, 076 | 10, 782 | 5, 920 | 4, 862 | 7, 464 | 4, 546 | 2, 918 |
| 6 months or more | 1, 114, 704 | 555, 495 | 559, 209 | 410, 882 | 207, 961 | 202, 921 | 551, 209 | 277, 186 | 274, 023 | 152, 613 | 70, 348 | 82, 265 |
| North Carolina | 317, 689 | 158, 124 | 159, 565 | 79, 969 | 40, 404 | 39, 565 | 148, 994 | 73, 802 | 75, 192 | 88, 726 | 43, 918 | 44, 808 |
| 1 month or less | 26, 257 | 13, 809 | 12, 448 | 7, 909 | 4, 020 | 3, 889 | 10, 509 | 5, 504 | 5, 005 | 7, 839 | 4, 285 | 3, 554 |
| 2 to 3 months | 141, 013 | 72, 349 | 68, 664 | 34, 688 | 17, 702 | 16, 986 | 66, 478 | 33, 994 | 32, 484 | 39, 847 | 20, 653 | 19, 194 |
| 4 to 5 months | 86, 583 | 42, 576 | 43, 987 | 21, 598 | 10, 880 | 10, 713 | 41, 901 | 20, 559 | 21, 382 | 28, 069 | 11, 137 | 11, 932 |
| 6 months or more | 63, 856 | 29, 390 | 34, 466 | 15, 779 | 7, 802 | 7, 977 | 30, 106 | 13, 745 | 16, 961 | 17, 971 | 7, 843 | 10, 128 |
| North Dakota | 58, 848 | 30, 016 | 28, 832 | 18, 359 | 9, 309 | 9, 050 | 29, 926 | 15, 231 | 14, 695 | 10, 563 | 5, 476 | 5, 087 |
| 1 month or less | 1, 020 | 575 | 445 | 472 | 244 | 228 | 333 | 194 | 139 | 215 | 137 | 78 |
| 2 to 3 months | 6, 614 | 3, 605 | 3, 009 | 2, 384 | 1, 211 | 1, 173 | 2, 679 | 1, 428 | 1, 251 | 1, 551 | 966 | 585 |
| 4 to 5 months | 9, 034 | 4, 988 | 4, 046 | 2, 554 | 1, 292 | 1, 262 | 4, 723 | 2, 610 | 2, 113 | 1, 757 | 1, 086 | 671 |
| 6 months or more | 42, 180 | 20, 848 | 21, 332 | 12, 949 | 6, 562 | 6, 387 | 22, 191 | 10, 999 | 11, 192 | 7, 040 | 3, 287 | 3, 753 |
| Ohio | 790, 722 | 401, 158 | 389, 564 | 257, 993 | 130, 537 | 127, 456 | 379, 153 | 191, 820 | 187, 333 | 153, 576 | 73, 801 | 74, 775 |
| 1 month or less | 3, 981 | 1, 873 | 2, 108 | 2, 077 | 1, 011 | 1, 066 | 888 | 398 | 490 | 1, 016 | 464 | 552 |
| 2 to 3 months | 26, 566 | 13, 695 | 12, 871 | 13, 107 | 6, 296 | 6, 811 | 6, 446 | 3, 171 | 3, 275 | 7, 013 | 4, 228 | 2, 785 |
| 4 to 5 months | 53, 769 | 31, 262 | 22, 507 | 13, 709 | 6, 793 | 6, 916 | 21, 413 | 12, 184 | 9, 234 | 13, 642 | 6, 357 | 6, 357 |
| 6 months or more | 706, 406 | 354, 323 | 352, 078 | 229, 100 | 116, 437 | 112, 663 | 350, 401 | 176, 067 | 174, 334 | 126, 905 | 61, 824 | 65, 081 |
| Oklahoma | 82, 274 | 42, 148 | 40, 126 | 22, 890 | 11, 629 | 11, 261 | 39, 413 | 19, 954 | 19, 464 | 19, 966 | 10, 565 | 9, 401 |
| 1 month or less | 2, 602 | 1, 375 | 1, 227 | 952 | 472 | 480 | 886 | 456 | 480 | 764 | 447 | 317 |
| 2 to 3 months | 13, 324 | 6, 766 | 6, 558 | 5, 597 | 2, 798 | 2, 799 | 8, 009 | 4, 190 | 3, 819 | 4, 713 | 2, 773 | 1, 940 |
| 4 to 5 months | 24, 913 | 13, 158 | 11, 760 | 6, 798 | 3, 497 | 3, 301 | 12, 289 | 6, 420 | 5, 869 | 5, 831 | 3, 241 | 2, 590 |
| 6 months or more | 36, 430 | 17, 849 | 18, 581 | 9, 543 | 4, 862 | 4, 681 | 18, 234 | 8, 888 | 9, 346 | 8, 653 | 4, 099 | 4, 554 |
| Oregon | 83, 511 | 42, 172 | 41, 339 | 25, 458 | 12, 919 | 12, 539 | 38, 356 | 19, 493 | 18, 863 | 19, 697 | 9, 760 | 9, 937 |
| 1 month or less | 1, 129 | 538 | 591 | 539 | 261 | 278 | 302 | 139 | 163 | 288 | 138 | 150 |
| 2 to 3 months | 8, 107 | 4, 343 | 3, 764 | 3, 192 | 1, 593 | 1, 599 | 2, 827 | 1, 535 | 1, 292 | 2, 088 | 1, 215 | 873 |
| 4 to 5 months | 10, 503 | 5, 573 | 4, 925 | 3, 161 | 1, 595 | 1, 566 | 4, 571 | 2, 397 | 2, 174 | 2, 771 | 1, 586 | 1, 185 |
| 6 months or more | 63, 772 | 31, 713 | 32, 059 | 18, 566 | 9, 470 | 9, 096 | 30, 656 | 15, 422 | 15, 234 | 14, 650 | 6, 821 | 7, 729 |

SCHOOL ATTENDANCE.

363

TABLE 42.—TOTAL PERSONS ATTENDING SCHOOL DURING THE CENSUS YEAR, CLASSIFIED BY SEX, AGE PERIODS, AND MONTHS OF SCHOOL ATTENDANCE, BY STATES AND TERRITORIES: 1900—Continued.

| STATES, TERRITORIES, AND MONTHS OF SCHOOL ATTENDANCE. | ALL PERSONS. | | | UNDER 10 YEARS. | | | 10 TO 14 YEARS. | | | 15 YEARS AND OVER. | | |
|---|--------------|---------|----------|-----------------|---------|----------|-----------------|---------|----------|--------------------|--------|----------|
| | Total. | Males. | Females. | Total. | Males. | Females. | Total. | Males. | Females. | Total. | Males. | Females. |
| Pennsylvania | 1,084,906 | 589,613 | 545,293 | 393,301 | 198,809 | 194,492 | 522,454 | 258,639 | 263,815 | 169,151 | 82,165 | 86,986 |
| 1 month or less | 5,902 | 2,717 | 3,185 | 3,016 | 1,409 | 1,607 | 1,284 | 561 | 723 | 1,602 | 747 | 855 |
| 2 to 3 months | 28,543 | 14,096 | 14,447 | 12,873 | 6,009 | 6,864 | 7,759 | 3,789 | 3,970 | 7,911 | 4,298 | 3,613 |
| 4 to 5 months | 57,695 | 30,897 | 26,798 | 19,273 | 9,522 | 9,756 | 23,774 | 12,665 | 11,106 | 14,643 | 8,707 | 5,936 |
| 6 months or more | 992,766 | 491,903 | 500,863 | 358,134 | 181,869 | 176,265 | 489,637 | 241,621 | 248,016 | 144,995 | 68,413 | 76,582 |
| Rhode Island | 66,044 | 32,745 | 33,299 | 26,650 | 13,436 | 13,214 | 30,876 | 15,184 | 15,692 | 8,518 | 4,125 | 4,393 |
| 1 month or less | 819 | 158 | 161 | 209 | 104 | 105 | 83 | 39 | 44 | 27 | 15 | 12 |
| 2 to 3 months | 1,367 | 665 | 702 | 828 | 392 | 436 | 403 | 201 | 202 | 136 | 72 | 64 |
| 4 to 5 months | 1,633 | 827 | 806 | 813 | 401 | 412 | 624 | 322 | 302 | 196 | 104 | 92 |
| 6 months or more | 62,725 | 31,095 | 31,630 | 24,800 | 12,589 | 12,261 | 29,766 | 14,622 | 15,144 | 8,159 | 3,934 | 4,225 |
| South Carolina | 177,528 | 85,594 | 91,934 | 44,329 | 22,215 | 22,114 | 90,818 | 43,932 | 46,886 | 42,381 | 19,447 | 22,934 |
| 1 month or less | 8,081 | 4,004 | 4,077 | 2,376 | 1,175 | 1,201 | 3,750 | 1,819 | 1,931 | 1,955 | 1,010 | 945 |
| 2 to 3 months | 58,126 | 28,876 | 29,250 | 14,388 | 7,281 | 7,107 | 30,544 | 15,244 | 15,300 | 13,194 | 6,351 | 6,843 |
| 4 to 5 months | 45,852 | 22,065 | 23,787 | 11,280 | 5,648 | 5,632 | 24,474 | 11,830 | 12,644 | 10,098 | 4,587 | 5,511 |
| 6 months or more | 65,469 | 30,649 | 34,820 | 16,285 | 8,111 | 8,174 | 32,050 | 15,039 | 17,011 | 17,134 | 7,499 | 9,635 |
| South Dakota | 89,821 | 46,200 | 43,621 | 26,992 | 13,755 | 13,237 | 42,826 | 22,025 | 20,801 | 20,003 | 10,420 | 9,583 |
| 1 month or less | 982 | 540 | 442 | 477 | 235 | 242 | 231 | 119 | 112 | 274 | 186 | 88 |
| 2 to 3 months | 7,819 | 4,891 | 3,428 | 2,766 | 1,362 | 1,404 | 2,745 | 1,509 | 1,236 | 2,308 | 1,520 | 788 |
| 4 to 5 months | 12,143 | 7,327 | 4,816 | 2,964 | 1,586 | 1,378 | 5,888 | 3,484 | 2,404 | 3,291 | 2,257 | 1,034 |
| 6 months or more | 68,877 | 33,942 | 34,935 | 20,785 | 10,572 | 10,213 | 33,962 | 16,913 | 17,049 | 14,180 | 6,457 | 7,673 |
| Tennessee | 340,917 | 170,452 | 170,465 | 87,980 | 44,606 | 43,354 | 166,701 | 82,764 | 83,937 | 86,256 | 43,082 | 43,174 |
| 1 month or less | 17,645 | 9,160 | 8,485 | 5,283 | 2,661 | 2,622 | 7,359 | 3,796 | 3,563 | 5,003 | 2,708 | 2,300 |
| 2 to 3 months | 104,872 | 54,893 | 49,979 | 23,708 | 14,612 | 14,096 | 50,277 | 25,997 | 24,280 | 25,887 | 14,284 | 11,603 |
| 4 to 5 months | 101,404 | 50,628 | 50,776 | 25,882 | 13,296 | 12,586 | 50,664 | 25,121 | 25,543 | 24,553 | 12,211 | 12,647 |
| 6 months or more | 116,996 | 55,771 | 61,225 | 28,087 | 14,037 | 14,050 | 58,401 | 27,850 | 30,551 | 30,508 | 13,884 | 16,624 |
| Texas | 515,544 | 255,143 | 260,401 | 98,278 | 49,070 | 49,203 | 296,977 | 147,442 | 149,535 | 120,294 | 58,631 | 61,663 |
| 1 month or less | 13,025 | 6,948 | 6,077 | 3,423 | 1,686 | 1,737 | 6,042 | 3,248 | 2,794 | 3,560 | 2,014 | 1,546 |
| 2 to 3 months | 98,883 | 52,009 | 46,874 | 20,266 | 10,162 | 10,104 | 54,725 | 28,722 | 26,003 | 23,892 | 13,125 | 10,767 |
| 4 to 5 months | 165,681 | 82,963 | 82,618 | 28,875 | 14,563 | 14,322 | 98,983 | 49,584 | 49,399 | 37,723 | 18,326 | 18,397 |
| 6 months or more | 238,055 | 113,223 | 124,832 | 45,709 | 22,669 | 23,040 | 137,227 | 65,888 | 71,339 | 55,119 | 24,666 | 30,453 |
| Utah | 64,925 | 32,226 | 32,699 | 19,362 | 9,848 | 9,514 | 30,755 | 15,260 | 15,495 | 14,808 | 7,118 | 7,690 |
| 1 month or less | 542 | 253 | 289 | 236 | 103 | 133 | 140 | 66 | 74 | 166 | 84 | 82 |
| 2 to 3 months | 3,487 | 1,854 | 1,633 | 1,156 | 586 | 570 | 1,050 | 550 | 500 | 1,281 | 718 | 568 |
| 4 to 5 months | 7,612 | 4,027 | 3,585 | 2,058 | 1,081 | 1,027 | 3,405 | 1,882 | 1,523 | 2,149 | 1,164 | 985 |
| 6 months or more | 53,284 | 26,092 | 27,192 | 15,912 | 8,128 | 7,784 | 26,160 | 12,812 | 13,343 | 11,212 | 5,152 | 6,060 |
| Vermont | 60,082 | 30,326 | 29,756 | 20,833 | 10,474 | 10,359 | 27,786 | 14,109 | 13,677 | 11,463 | 5,743 | 5,720 |
| 1 month or less | 889 | 175 | 214 | 308 | 144 | 164 | 47 | 19 | 28 | 34 | 12 | 22 |
| 2 to 3 months | 2,150 | 1,189 | 961 | 1,126 | 541 | 585 | 373 | 203 | 170 | 651 | 445 | 206 |
| 4 to 5 months | 2,759 | 1,507 | 1,252 | 1,033 | 484 | 549 | 956 | 507 | 429 | 790 | 516 | 274 |
| 6 months or more | 54,784 | 27,455 | 27,329 | 18,366 | 9,805 | 9,061 | 26,430 | 13,880 | 13,050 | 9,988 | 4,770 | 5,213 |
| Virginia | 301,330 | 145,750 | 155,580 | 80,156 | 40,376 | 39,780 | 151,226 | 73,269 | 77,957 | 69,948 | 32,105 | 37,843 |
| 1 month or less | 7,286 | 3,713 | 3,573 | 2,924 | 1,437 | 1,487 | 2,692 | 1,402 | 1,290 | 1,670 | 874 | 796 |
| 2 to 3 months | 40,651 | 20,956 | 19,695 | 12,855 | 6,436 | 6,419 | 17,946 | 9,180 | 8,766 | 9,850 | 5,340 | 4,510 |
| 4 to 5 months | 131,822 | 63,948 | 67,874 | 35,366 | 18,084 | 17,332 | 67,874 | 33,203 | 34,671 | 28,582 | 12,711 | 15,871 |
| 6 months or more | 121,571 | 57,133 | 64,438 | 29,011 | 14,469 | 14,542 | 62,714 | 29,484 | 33,230 | 29,846 | 13,180 | 16,666 |
| Washington | 100,731 | 50,206 | 50,525 | 34,546 | 17,657 | 16,889 | 44,871 | 22,306 | 22,565 | 21,314 | 10,243 | 11,071 |
| 1 month or less | 904 | 471 | 433 | 497 | 252 | 245 | 187 | 100 | 87 | 220 | 119 | 101 |
| 2 to 3 months | 8,457 | 4,552 | 3,905 | 3,704 | 1,881 | 1,823 | 2,804 | 1,512 | 1,292 | 1,949 | 1,159 | 790 |
| 4 to 5 months | 10,393 | 5,342 | 4,851 | 3,500 | 1,742 | 1,753 | 4,339 | 2,330 | 2,009 | 2,554 | 1,470 | 1,084 |
| 6 months or more | 80,977 | 39,641 | 41,336 | 26,845 | 13,782 | 13,063 | 37,541 | 18,364 | 19,177 | 16,591 | 7,495 | 9,096 |
| West Virginia | 186,410 | 95,022 | 91,388 | 51,000 | 25,969 | 25,031 | 90,960 | 46,175 | 44,785 | 44,450 | 22,378 | 21,572 |
| 1 month or less | 4,978 | 2,473 | 2,505 | 1,798 | 897 | 901 | 1,619 | 798 | 821 | 1,561 | 778 | 783 |
| 2 to 3 months | 25,951 | 13,399 | 12,552 | 8,205 | 4,038 | 4,167 | 10,801 | 5,471 | 5,330 | 6,945 | 3,890 | 3,055 |
| 4 to 5 months | 101,543 | 52,316 | 49,227 | 26,779 | 13,775 | 13,004 | 51,855 | 26,545 | 25,310 | 22,909 | 11,996 | 10,913 |
| 6 months or more | 53,988 | 26,834 | 27,104 | 14,218 | 7,269 | 6,959 | 26,685 | 13,361 | 13,324 | 13,035 | 6,214 | 6,821 |
| Wisconsin | 427,624 | 215,215 | 212,409 | 157,542 | 79,356 | 78,186 | 205,281 | 103,570 | 101,711 | 64,801 | 32,289 | 32,512 |
| 1 month or less | 3,477 | 1,713 | 1,764 | 2,256 | 1,056 | 1,200 | 662 | 339 | 323 | 559 | 318 | 241 |
| 2 to 3 months | 20,322 | 10,754 | 9,568 | 10,933 | 5,313 | 5,620 | 5,532 | 3,025 | 2,507 | 3,857 | 2,416 | 1,441 |
| 4 to 5 months | 30,281 | 17,947 | 12,934 | 10,339 | 5,112 | 5,227 | 12,997 | 7,630 | 5,367 | 6,945 | 4,605 | 2,846 |
| 6 months or more | 373,544 | 185,401 | 188,143 | 134,014 | 67,875 | 66,139 | 186,090 | 92,576 | 93,514 | 53,440 | 24,950 | 28,490 |
| Wyoming | 14,917 | 7,577 | 7,340 | 5,148 | 2,620 | 2,528 | 6,803 | 3,488 | 3,315 | 2,965 | 1,469 | 1,497 |
| 1 month or less | 241 | 129 | 112 | 114 | 61 | 53 | 70 | 36 | 34 | 57 | 32 | 25 |
| 2 to 3 months | 1,571 | 868 | 703 | 565 | 292 | 273 | 650 | 370 | 280 | 356 | 205 | 150 |
| 4 to 5 months | 1,585 | 843 | 742 | 530 | 269 | 261 | 722 | 383 | 339 | 333 | 191 | 142 |
| 6 months or more | 11,520 | 5,737 | 5,783 | 3,939 | 1,998 | 1,941 | 5,361 | 2,699 | 2,662 | 2,220 | 1,040 | 1,180 |

TABLE 43.—NATIVE WHITE PERSONS OF NATIVE PARENTAGE ATTENDING SCHOOL DURING THE CENSUS YEAR CLASSIFIED BY SEX, AGE PERIODS, AND MONTHS OF SCHOOL ATTENDANCE, BY STATES AND TERRITORIES: 1900.

[The designation "native white persons of native parentage" comprehends all native white persons having either both parents native born, one parent native born and one parent unknown, or both parents unknown.]

| STATES, TERRITORIES, AND MONTHS OF SCHOOL ATTENDANCE. | ALL PERSONS. | | | UNDER 10 YEARS. | | | 10 TO 14 YEARS. | | | 15 YEARS AND OVER. | | |
|---|--------------|--------|-----------|-----------------|--------|-----------|-----------------|--------|-----------|--------------------|--------|-----------|
| | Total. | Males. | Fe-males. | Total. | Males. | Fe-males. | Total. | Males. | Fe-males. | Total. | Males. | Fe-males. |
| Alabama..... | 156,494 | 79,597 | 76,897 | 34,701 | 17,507 | 17,194 | 78,051 | 38,709 | 39,342 | 43,742 | 23,381 | 20,361 |
| 1 month or less..... | 9,582 | 5,193 | 4,389 | 2,390 | 1,205 | 1,185 | 4,185 | 2,221 | 1,964 | 2,957 | 1,767 | 1,190 |
| 2 to 3 months..... | 63,054 | 33,570 | 29,484 | 18,595 | 6,977 | 6,618 | 31,364 | 16,234 | 15,130 | 18,095 | 10,359 | 7,786 |
| 4 to 5 months..... | 36,118 | 18,276 | 17,842 | 7,993 | 4,059 | 3,934 | 18,463 | 8,968 | 9,485 | 9,672 | 5,249 | 4,423 |
| 6 months or more..... | 47,790 | 22,558 | 25,232 | 10,723 | 5,266 | 5,457 | 24,049 | 11,266 | 12,778 | 13,018 | 6,006 | 7,012 |
| Alaska..... | 373 | 191 | 182 | 160 | 75 | 85 | 154 | 80 | 74 | 59 | 36 | 23 |
| 1 month or less..... | 13 | 5 | 8 | 10 | 4 | 6 | 1 | | 1 | 2 | 1 | 1 |
| 2 to 3 months..... | 105 | 43 | 62 | 45 | 21 | 24 | 41 | 11 | 30 | 19 | 11 | 8 |
| 4 to 5 months..... | 53 | 30 | 23 | 21 | 8 | 13 | 28 | 16 | 12 | 9 | 6 | 3 |
| 6 months or more..... | 197 | 113 | 84 | 84 | 42 | 42 | 84 | 53 | 31 | 29 | 18 | 11 |
| Arizona..... | 8,475 | 4,266 | 4,209 | 2,919 | 1,482 | 1,437 | 3,813 | 1,927 | 1,886 | 1,743 | 857 | 886 |
| 1 month or less..... | 125 | 59 | 66 | 60 | 25 | 35 | 40 | 22 | 18 | 25 | 12 | 13 |
| 2 to 3 months..... | 568 | 308 | 260 | 223 | 112 | 111 | 189 | 105 | 84 | 156 | 91 | 65 |
| 4 to 5 months..... | 1,402 | 743 | 659 | 474 | 249 | 225 | 617 | 320 | 297 | 311 | 174 | 137 |
| 6 months or more..... | 6,380 | 3,166 | 3,224 | 2,162 | 1,096 | 1,066 | 2,967 | 1,480 | 1,487 | 1,251 | 580 | 671 |
| Arkansas..... | 173,380 | 87,584 | 85,796 | 45,794 | 23,190 | 22,604 | 81,562 | 40,327 | 41,235 | 46,024 | 24,067 | 21,957 |
| 1 month or less..... | 10,314 | 5,363 | 4,951 | 3,355 | 1,713 | 1,642 | 4,136 | 2,056 | 2,080 | 2,823 | 1,594 | 1,229 |
| 2 to 3 months..... | 76,894 | 39,965 | 36,929 | 20,755 | 10,525 | 10,230 | 35,975 | 18,269 | 17,706 | 20,164 | 11,171 | 8,993 |
| 4 to 5 months..... | 41,815 | 20,921 | 20,894 | 10,517 | 5,357 | 5,160 | 20,044 | 9,999 | 10,045 | 10,754 | 5,565 | 5,189 |
| 6 months or more..... | 44,857 | 21,385 | 23,522 | 11,167 | 5,595 | 5,572 | 21,407 | 10,003 | 11,404 | 12,283 | 5,737 | 6,546 |
| California..... | 132,527 | 65,421 | 67,106 | 41,059 | 20,812 | 20,247 | 59,635 | 30,002 | 29,633 | 31,833 | 14,607 | 17,226 |
| 1 month or less..... | 682 | 340 | 342 | 380 | 187 | 193 | 167 | 86 | 81 | 135 | 67 | 68 |
| 2 to 3 months..... | 3,070 | 1,519 | 1,551 | 1,413 | 709 | 704 | 822 | 386 | 436 | 385 | 424 | 411 |
| 4 to 5 months..... | 5,222 | 2,720 | 2,502 | 2,078 | 1,071 | 1,007 | 1,685 | 907 | 778 | 1,459 | 742 | 717 |
| 6 months or more..... | 123,563 | 60,842 | 62,711 | 37,188 | 18,845 | 18,343 | 56,961 | 28,623 | 28,338 | 29,404 | 13,374 | 16,030 |
| Colorado..... | 60,849 | 30,026 | 30,823 | 19,325 | 9,659 | 9,666 | 27,058 | 13,415 | 13,643 | 14,466 | 6,952 | 7,514 |
| 1 month or less..... | 564 | 289 | 275 | 266 | 129 | 137 | 161 | 83 | 78 | 137 | 77 | 60 |
| 2 to 3 months..... | 3,396 | 1,766 | 1,630 | 1,446 | 712 | 734 | 1,119 | 566 | 553 | 831 | 488 | 343 |
| 4 to 5 months..... | 5,445 | 2,882 | 2,563 | 1,802 | 919 | 883 | 2,270 | 1,206 | 1,064 | 1,373 | 757 | 616 |
| 6 months or more..... | 51,444 | 25,089 | 26,355 | 15,811 | 7,899 | 7,912 | 23,508 | 11,560 | 11,943 | 12,125 | 5,630 | 6,495 |
| Connecticut..... | 67,795 | 34,644 | 33,151 | 24,603 | 12,387 | 12,221 | 29,830 | 15,093 | 14,737 | 13,857 | 7,164 | 6,193 |
| 1 month or less..... | 211 | 91 | 120 | 152 | 66 | 86 | 31 | 12 | 19 | 23 | 13 | 15 |
| 2 to 3 months..... | 1,101 | 564 | 537 | 823 | 415 | 408 | 129 | 66 | 63 | 149 | 88 | 66 |
| 4 to 5 months..... | 1,133 | 573 | 560 | 674 | 340 | 334 | 270 | 131 | 139 | 189 | 102 | 87 |
| 6 months or more..... | 65,350 | 33,416 | 31,934 | 22,959 | 11,566 | 11,393 | 29,400 | 14,884 | 14,516 | 12,991 | 6,966 | 6,025 |
| Delaware..... | 20,375 | 10,225 | 10,150 | 6,118 | 3,179 | 2,939 | 10,384 | 5,140 | 5,244 | 3,373 | 1,906 | 1,967 |
| 1 month or less..... | 146 | 74 | 72 | 71 | 35 | 36 | 29 | 16 | 13 | 46 | 23 | 23 |
| 2 to 3 months..... | 982 | 615 | 367 | 339 | 184 | 155 | 315 | 202 | 113 | 323 | 229 | 99 |
| 4 to 5 months..... | 1,755 | 1,058 | 697 | 446 | 255 | 191 | 834 | 496 | 338 | 475 | 307 | 168 |
| 6 months or more..... | 17,492 | 8,478 | 9,014 | 5,262 | 2,705 | 2,557 | 9,206 | 4,426 | 4,780 | 3,024 | 1,347 | 1,677 |
| District of Columbia..... | 22,143 | 10,627 | 11,516 | 6,218 | 3,143 | 3,075 | 10,876 | 5,195 | 5,681 | 5,049 | 2,289 | 2,760 |
| 1 month or less..... | 34 | 18 | 16 | 12 | 7 | 5 | 13 | 5 | 8 | 9 | 6 | 3 |
| 2 to 3 months..... | 154 | 65 | 89 | 66 | 32 | 34 | 53 | 21 | 32 | 35 | 12 | 23 |
| 4 to 5 months..... | 377 | 194 | 183 | 225 | 121 | 104 | 97 | 49 | 48 | 55 | 24 | 31 |
| 6 months or more..... | 21,577 | 10,350 | 11,223 | 5,915 | 2,933 | 2,983 | 10,713 | 5,120 | 5,593 | 4,950 | 2,247 | 2,703 |
| Florida..... | 50,061 | 25,196 | 24,865 | 13,716 | 6,915 | 6,801 | 23,980 | 12,095 | 11,885 | 12,365 | 6,136 | 6,179 |
| 1 month or less..... | 1,308 | 700 | 608 | 458 | 212 | 246 | 479 | 272 | 207 | 371 | 216 | 155 |
| 2 to 3 months..... | 7,975 | 4,217 | 3,758 | 2,262 | 1,145 | 1,117 | 3,613 | 1,864 | 1,749 | 2,100 | 1,208 | 892 |
| 4 to 5 months..... | 21,340 | 10,826 | 10,514 | 5,326 | 2,926 | 2,900 | 10,436 | 5,336 | 5,100 | 5,073 | 2,564 | 2,514 |
| 6 months or more..... | 19,438 | 9,453 | 9,985 | 5,170 | 2,632 | 2,538 | 9,452 | 4,623 | 4,829 | 4,816 | 2,198 | 2,618 |
| Georgia..... | 198,194 | 97,887 | 100,307 | 57,880 | 29,064 | 28,816 | 97,817 | 47,901 | 49,916 | 42,497 | 20,922 | 21,575 |
| 1 month or less..... | 8,737 | 4,619 | 4,118 | 3,178 | 1,616 | 1,562 | 3,545 | 1,863 | 1,682 | 2,014 | 1,140 | 874 |
| 2 to 3 months..... | 52,470 | 27,386 | 25,084 | 16,351 | 8,356 | 8,025 | 24,771 | 12,583 | 11,888 | 11,318 | 6,147 | 5,171 |
| 4 to 5 months..... | 68,673 | 33,477 | 35,196 | 20,013 | 10,029 | 9,984 | 35,326 | 17,172 | 18,154 | 13,334 | 6,276 | 7,058 |
| 6 months or more..... | 68,314 | 32,405 | 35,909 | 18,308 | 9,063 | 9,245 | 34,175 | 15,933 | 13,192 | 15,831 | 7,359 | 8,472 |
| Hawaii..... | 7,192 | 3,743 | 3,449 | 2,763 | 1,409 | 1,354 | 3,365 | 1,755 | 1,610 | 1,064 | 579 | 485 |
| 1 month or less..... | 18 | 10 | 8 | 11 | 7 | 4 | 5 | 3 | 2 | 2 | | 2 |
| 2 to 3 months..... | 179 | 93 | 86 | 102 | 57 | 45 | 60 | 28 | 32 | 17 | 8 | 9 |
| 4 to 5 months..... | 454 | 224 | 230 | 229 | 105 | 124 | 174 | 91 | 83 | 51 | 23 | 23 |
| 6 months or more..... | 6,541 | 3,416 | 3,125 | 2,421 | 1,240 | 1,181 | 3,126 | 1,633 | 1,493 | 994 | 543 | 451 |
| Idaho..... | 20,988 | 10,562 | 10,426 | 6,752 | 3,437 | 3,315 | 9,641 | 4,834 | 4,807 | 4,595 | 2,291 | 2,301 |
| 1 month or less..... | 516 | 262 | 254 | 256 | 123 | 133 | 133 | 76 | 62 | 122 | 63 | 59 |
| 2 to 3 months..... | 4,362 | 2,329 | 2,033 | 1,685 | 834 | 801 | 1,739 | 917 | 822 | 933 | 523 | 410 |
| 4 to 5 months..... | 4,188 | 2,136 | 2,002 | 1,283 | 659 | 629 | 2,004 | 1,051 | 953 | 896 | 476 | 410 |
| 6 months or more..... | 11,922 | 6,785 | 6,137 | 3,523 | 1,771 | 1,752 | 5,760 | 2,790 | 2,970 | 2,639 | 1,224 | 1,415 |

SCHOOL ATTENDANCE.

TABLE 43.—NATIVE WHITE PERSONS OF NATIVE PARENTAGE ATTENDING SCHOOL DURING THE CENSUS YEAR, CLASSIFIED BY SEX, AGE PERIODS, AND MONTHS OF SCHOOL ATTENDANCE, BY STATES AND TERRITORIES: 1900—Continued.

| STATES, TERRITORIES, AND MONTHS OF SCHOOL ATTENDANCE. | ALL PERSONS. | | | UNDER 10 YEARS. | | | 10 TO 14 YEARS. | | | 15 YEARS AND OVER. | | |
|---|--------------|---------|----------|-----------------|--------|----------|-----------------|---------|----------|--------------------|--------|----------|
| | Total. | Males. | Females. | Total. | Males. | Females. | Total. | Males. | Females. | Total. | Males. | Females. |
| Illinois | 503,197 | 252,345 | 250,852 | 165,413 | 83,293 | 82,120 | 232,817 | 116,682 | 116,135 | 104,967 | 52,370 | 52,597 |
| 1 month or less | 5,067 | 2,439 | 2,628 | 2,578 | 1,192 | 1,386 | 1,202 | 563 | 634 | 1,287 | 679 | 608 |
| 2 to 3 months | 23,618 | 15,830 | 13,818 | 13,120 | 6,267 | 6,853 | 8,991 | 4,774 | 4,217 | 7,537 | 4,789 | 2,748 |
| 4 to 5 months | 53,188 | 30,216 | 22,972 | 14,837 | 7,432 | 7,405 | 23,420 | 13,376 | 10,044 | 14,931 | 9,408 | 5,523 |
| 6 months or more | 415,294 | 203,860 | 211,434 | 134,878 | 68,402 | 66,476 | 199,204 | 97,964 | 101,240 | 81,212 | 37,494 | 43,718 |
| Indiana | 417,421 | 210,962 | 206,459 | 128,311 | 65,728 | 62,583 | 202,079 | 101,531 | 100,548 | 87,031 | 43,703 | 43,328 |
| 1 month or less | 2,779 | 1,230 | 1,549 | 1,139 | 527 | 612 | 533 | 228 | 305 | 1,107 | 475 | 632 |
| 2 to 3 months | 14,545 | 7,351 | 7,194 | 5,926 | 2,860 | 3,066 | 4,034 | 1,964 | 2,070 | 4,585 | 2,527 | 2,058 |
| 4 to 5 months | 36,436 | 19,373 | 17,083 | 11,597 | 5,880 | 5,717 | 15,931 | 8,219 | 7,712 | 8,908 | 5,274 | 3,634 |
| 6 months or more | 363,661 | 183,008 | 180,653 | 109,649 | 56,461 | 53,188 | 181,581 | 91,120 | 90,461 | 72,431 | 35,427 | 37,004 |
| Indian Territory | 84,450 | 17,357 | 17,093 | 8,760 | 4,426 | 4,334 | 18,567 | 9,184 | 9,383 | 7,123 | 3,747 | 3,376 |
| 1 month or less | 2,393 | 1,516 | 1,377 | 794 | 394 | 400 | 1,489 | 769 | 720 | 610 | 353 | 257 |
| 2 to 3 months | 13,416 | 6,993 | 6,423 | 3,400 | 1,737 | 1,663 | 7,251 | 3,717 | 3,534 | 2,765 | 1,539 | 1,226 |
| 4 to 5 months | 7,616 | 3,863 | 3,753 | 1,864 | 951 | 913 | 4,145 | 2,048 | 1,607 | 1,607 | 864 | 743 |
| 6 months or more | 10,525 | 4,985 | 5,540 | 2,702 | 1,344 | 1,358 | 5,682 | 2,650 | 3,032 | 2,141 | 991 | 1,150 |
| Iowa | 312,177 | 155,220 | 156,957 | 111,513 | 55,982 | 55,536 | 184,342 | 67,250 | 67,092 | 66,317 | 31,988 | 34,329 |
| 1 month or less | 1,563 | 766 | 802 | 889 | 414 | 475 | 250 | 129 | 121 | 429 | 223 | 206 |
| 2 to 3 months | 16,953 | 9,858 | 7,095 | 8,422 | 4,200 | 4,222 | 3,104 | 1,949 | 1,155 | 5,427 | 3,709 | 1,718 |
| 4 to 5 months | 23,536 | 14,853 | 8,633 | 6,384 | 3,030 | 3,354 | 8,126 | 5,495 | 2,631 | 9,026 | 6,328 | 2,698 |
| 6 months or more | 270,120 | 123,743 | 140,377 | 95,823 | 48,338 | 47,435 | 122,862 | 59,677 | 63,185 | 51,435 | 21,728 | 29,707 |
| Kansas | 243,075 | 122,219 | 120,856 | 73,534 | 37,200 | 36,334 | 109,234 | 55,026 | 54,208 | 60,257 | 29,993 | 30,264 |
| 1 month or less | 2,638 | 1,337 | 1,301 | 1,219 | 571 | 648 | 518 | 283 | 235 | 901 | 433 | 418 |
| 2 to 3 months | 16,033 | 9,050 | 6,933 | 6,103 | 2,954 | 3,149 | 4,476 | 2,542 | 1,934 | 5,454 | 3,554 | 1,900 |
| 4 to 5 months | 32,327 | 18,401 | 13,926 | 9,778 | 4,937 | 4,841 | 12,339 | 7,273 | 5,566 | 9,710 | 6,191 | 3,519 |
| 6 months or more | 192,077 | 93,431 | 98,646 | 56,484 | 28,738 | 27,746 | 91,401 | 44,328 | 46,473 | 44,192 | 19,765 | 24,427 |
| Kentucky | 322,206 | 163,166 | 159,040 | 87,890 | 45,007 | 42,883 | 159,648 | 80,035 | 79,613 | 74,668 | 38,124 | 36,544 |
| 1 month or less | 12,281 | 6,361 | 5,920 | 4,100 | 2,041 | 2,059 | 4,564 | 2,313 | 2,251 | 3,617 | 2,007 | 1,610 |
| 2 to 3 months | 66,265 | 36,002 | 30,263 | 18,599 | 9,533 | 9,046 | 30,703 | 16,384 | 14,319 | 16,963 | 10,065 | 6,898 |
| 4 to 5 months | 150,741 | 75,393 | 75,348 | 39,556 | 20,322 | 19,234 | 78,786 | 39,241 | 39,545 | 32,399 | 15,830 | 16,569 |
| 6 months or more | 92,919 | 46,410 | 47,509 | 25,635 | 13,091 | 12,544 | 45,595 | 22,097 | 23,498 | 21,689 | 10,222 | 11,467 |
| Louisiana | 91,479 | 45,769 | 45,710 | 25,009 | 12,941 | 12,068 | 48,971 | 24,295 | 24,676 | 17,499 | 8,533 | 8,964 |
| 1 month or less | 2,301 | 1,203 | 1,093 | 752 | 374 | 378 | 992 | 528 | 464 | 557 | 306 | 251 |
| 2 to 3 months | 18,717 | 9,645 | 9,072 | 5,141 | 2,658 | 2,483 | 9,450 | 4,828 | 4,622 | 4,126 | 2,159 | 1,967 |
| 4 to 5 months | 13,736 | 6,930 | 6,806 | 3,819 | 1,971 | 1,848 | 7,193 | 3,589 | 3,604 | 2,724 | 1,370 | 1,354 |
| 6 months or more | 56,725 | 27,986 | 28,739 | 15,297 | 7,933 | 7,359 | 31,336 | 15,350 | 15,985 | 10,092 | 4,698 | 5,394 |
| Maine | 87,636 | 44,443 | 43,193 | 28,172 | 14,388 | 13,784 | 38,685 | 19,761 | 18,924 | 20,779 | 10,294 | 10,485 |
| 1 month or less | 452 | 232 | 220 | 333 | 180 | 153 | 37 | 16 | 21 | 82 | 36 | 46 |
| 2 to 3 months | 3,195 | 1,751 | 1,444 | 1,609 | 794 | 815 | 583 | 310 | 273 | 1,003 | 647 | 356 |
| 4 to 5 months | 10,312 | 5,342 | 4,970 | 3,877 | 1,922 | 1,955 | 4,189 | 2,220 | 1,969 | 2,246 | 1,200 | 1,046 |
| 6 months or more | 73,677 | 37,118 | 36,559 | 22,353 | 11,492 | 10,861 | 33,876 | 17,215 | 16,661 | 17,448 | 8,411 | 9,037 |
| Maryland | 123,621 | 62,276 | 61,345 | 39,397 | 19,948 | 19,449 | 63,300 | 31,688 | 31,612 | 20,924 | 10,640 | 10,284 |
| 1 month or less | 695 | 359 | 336 | 333 | 168 | 165 | 213 | 107 | 106 | 149 | 84 | 65 |
| 2 to 3 months | 4,529 | 2,727 | 1,802 | 1,461 | 746 | 715 | 1,785 | 1,095 | 690 | 1,283 | 836 | 397 |
| 4 to 5 months | 8,325 | 4,745 | 3,580 | 2,238 | 1,132 | 1,106 | 4,152 | 2,370 | 1,782 | 1,935 | 1,243 | 692 |
| 6 months or more | 110,072 | 54,445 | 55,627 | 35,365 | 17,902 | 17,463 | 57,150 | 28,116 | 29,034 | 17,557 | 8,427 | 9,130 |
| Massachusetts | 187,986 | 93,378 | 94,608 | 64,536 | 32,665 | 31,871 | 78,331 | 39,210 | 39,121 | 45,119 | 21,503 | 23,616 |
| 1 month or less | 558 | 296 | 262 | 310 | 159 | 151 | 112 | 66 | 46 | 136 | 71 | 65 |
| 2 to 3 months | 2,407 | 1,154 | 1,253 | 1,711 | 840 | 871 | 345 | 150 | 195 | 351 | 164 | 187 |
| 4 to 5 months | 2,341 | 1,109 | 1,232 | 1,231 | 594 | 637 | 634 | 292 | 342 | 476 | 223 | 253 |
| 6 months or more | 182,680 | 90,319 | 91,861 | 61,284 | 31,072 | 30,212 | 77,240 | 38,702 | 38,538 | 44,156 | 21,045 | 23,111 |
| Michigan | 215,839 | 108,200 | 107,639 | 72,477 | 36,907 | 35,570 | 98,847 | 49,778 | 49,069 | 44,515 | 21,515 | 23,000 |
| 1 month or less | 1,473 | 693 | 780 | 984 | 451 | 533 | 271 | 134 | 137 | 213 | 103 | 110 |
| 2 to 3 months | 9,488 | 4,996 | 4,492 | 5,500 | 2,723 | 2,777 | 2,099 | 1,150 | 949 | 1,839 | 1,123 | 766 |
| 4 to 5 months | 13,657 | 8,109 | 5,543 | 4,485 | 2,232 | 2,253 | 5,100 | 3,106 | 1,994 | 4,072 | 2,771 | 1,301 |
| 6 months or more | 191,221 | 94,402 | 96,819 | 61,508 | 31,501 | 30,007 | 91,377 | 45,388 | 45,989 | 38,336 | 17,513 | 20,823 |
| Minnesota | 104,188 | 52,221 | 51,967 | 36,846 | 18,700 | 18,146 | 46,168 | 23,280 | 22,888 | 21,174 | 10,241 | 10,933 |
| 1 month or less | 775 | 365 | 410 | 507 | 232 | 275 | 138 | 71 | 67 | 130 | 62 | 68 |
| 2 to 3 months | 5,674 | 3,069 | 2,605 | 3,094 | 1,537 | 1,557 | 1,420 | 808 | 622 | 1,150 | 724 | 426 |
| 4 to 5 months | 8,339 | 4,743 | 3,596 | 2,931 | 1,463 | 1,468 | 3,373 | 1,948 | 1,425 | 2,035 | 1,332 | 703 |
| 6 months or more | 89,400 | 44,044 | 45,356 | 30,314 | 15,468 | 14,846 | 41,227 | 20,453 | 20,774 | 17,859 | 8,123 | 9,736 |
| Mississippi | 129,457 | 64,601 | 64,856 | 37,363 | 18,958 | 18,405 | 57,662 | 28,549 | 29,113 | 34,432 | 17,094 | 17,338 |
| 1 month or less | 5,830 | 3,155 | 2,675 | 2,316 | 1,191 | 1,125 | 2,057 | 1,116 | 941 | 1,457 | 848 | 609 |
| 2 to 3 months | 35,703 | 19,160 | 16,543 | 10,893 | 5,548 | 5,350 | 15,481 | 8,227 | 7,254 | 9,324 | 5,385 | 3,989 |
| 4 to 5 months | 51,696 | 25,592 | 26,104 | 15,127 | 7,722 | 7,405 | 23,922 | 11,751 | 12,171 | 12,647 | 6,119 | 6,523 |
| 6 months or more | 36,228 | 16,694 | 19,534 | 9,022 | 4,497 | 4,525 | 16,202 | 7,455 | 8,747 | 11,004 | 4,742 | 6,262 |

STATISTICS OF POPULATION.

TABLE 43.—NATIVE WHITE PERSONS OF NATIVE PARENTAGE ATTENDING SCHOOL DURING THE CENSUS YEAR, CLASSIFIED BY SEX, AGE PERIODS, AND MONTHS OF SCHOOL ATTENDANCE, BY STATES AND TERRITORIES: 1900—Continued.

| STATES, TERRITORIES, AND MONTHS OF SCHOOL ATTENDANCE. | ALL PERSONS. | | | UNDER 10 YEARS. | | | 10 TO 14 YEARS. | | | 15 YEARS AND OVER. | | |
|---|--------------|---------|---------------|-----------------|--------|---------------|-----------------|---------|---------------|--------------------|--------|---------------|
| | Total. | Males. | Fe- males. | Total. | Males. | Fe- males. | Total. | Males. | Fe- males. | Total. | Males. | Fe- males. |
| Missouri | 476,806 | 238,386 | 238,420 | 146,419 | 74,029 | 72,390 | 225,554 | 112,275 | 113,279 | 104,833 | 52,082 | 52,751 |
| 1 month or less | 10,470 | 5,267 | 5,203 | 4,353 | 2,092 | 2,261 | 3,407 | 1,723 | 1,684 | 2,710 | 1,452 | 1,258 |
| 2 to 3 months | 51,292 | 26,962 | 24,330 | 18,912 | 9,855 | 9,057 | 20,104 | 10,481 | 9,623 | 12,276 | 7,126 | 5,150 |
| 4 to 5 months | 85,461 | 45,834 | 39,627 | 24,267 | 12,260 | 12,007 | 33,841 | 21,141 | 18,700 | 21,353 | 12,433 | 8,920 |
| 6 months or more | 329,583 | 160,323 | 169,260 | 98,887 | 50,322 | 48,565 | 162,202 | 78,930 | 83,272 | 68,494 | 31,071 | 37,423 |
| Montana | 17,600 | 8,731 | 8,869 | 6,031 | 3,046 | 3,035 | 7,846 | 3,910 | 3,936 | 3,673 | 1,775 | 1,898 |
| 1 month or less | 282 | 146 | 136 | 135 | 70 | 65 | 86 | 46 | 40 | 61 | 30 | 31 |
| 2 to 3 months | 1,623 | 829 | 794 | 727 | 366 | 361 | 558 | 271 | 287 | 338 | 192 | 146 |
| 4 to 5 months | 1,921 | 1,017 | 904 | 718 | 363 | 355 | 810 | 434 | 376 | 393 | 220 | 173 |
| 6 months or more | 13,774 | 6,789 | 7,085 | 4,501 | 2,247 | 2,254 | 6,392 | 3,159 | 3,233 | 2,881 | 1,333 | 1,548 |
| Nebraska | 133,386 | 69,700 | 68,686 | 45,013 | 22,779 | 22,234 | 60,409 | 30,379 | 30,030 | 32,964 | 16,542 | 16,422 |
| 1 month or less | 1,302 | 671 | 631 | 641 | 303 | 338 | 243 | 123 | 115 | 418 | 240 | 178 |
| 2 to 3 months | 10,212 | 6,004 | 4,208 | 4,111 | 2,046 | 2,065 | 2,684 | 1,600 | 1,084 | 3,417 | 2,353 | 1,059 |
| 4 to 5 months | 12,685 | 7,506 | 5,179 | 3,843 | 1,937 | 1,906 | 4,976 | 2,989 | 1,987 | 3,866 | 2,580 | 1,286 |
| 6 months or more | 114,187 | 55,519 | 58,668 | 36,418 | 18,493 | 17,925 | 52,506 | 25,662 | 26,844 | 25,263 | 11,364 | 13,899 |
| Nevada | 3,165 | 1,562 | 1,603 | 940 | 469 | 471 | 1,323 | 663 | 665 | 897 | 430 | 467 |
| 1 month or less | 18 | 9 | 9 | 8 | 2 | 6 | 3 | 2 | 1 | 7 | 5 | 2 |
| 2 to 3 months | 105 | 56 | 49 | 49 | 22 | 27 | 25 | 16 | 9 | 31 | 18 | 13 |
| 4 to 5 months | 219 | 118 | 101 | 68 | 33 | 35 | 85 | 47 | 38 | 66 | 38 | 28 |
| 6 months or more | 2,823 | 1,379 | 1,444 | 815 | 412 | 403 | 1,215 | 598 | 617 | 793 | 369 | 424 |
| New Hampshire | 36,398 | 18,290 | 18,108 | 11,984 | 6,134 | 5,850 | 16,348 | 8,178 | 8,170 | 8,066 | 3,978 | 4,088 |
| 1 month or less | 150 | 78 | 72 | 100 | 50 | 50 | 22 | 13 | 9 | 28 | 15 | 13 |
| 2 to 3 months | 1,064 | 583 | 481 | 577 | 303 | 274 | 233 | 127 | 106 | 254 | 133 | 101 |
| 4 to 5 months | 4,229 | 2,161 | 2,068 | 1,548 | 776 | 772 | 1,972 | 1,012 | 960 | 709 | 373 | 336 |
| 6 months or more | 30,955 | 15,468 | 15,487 | 9,759 | 5,005 | 4,754 | 14,121 | 7,026 | 7,095 | 7,075 | 3,437 | 3,638 |
| New Jersey | 159,177 | 79,260 | 79,917 | 60,171 | 30,357 | 29,814 | 74,670 | 37,130 | 37,540 | 24,336 | 11,773 | 12,563 |
| 1 month or less | 672 | 317 | 355 | 473 | 229 | 244 | 112 | 52 | 60 | 87 | 36 | 51 |
| 2 to 3 months | 3,342 | 1,821 | 1,521 | 1,877 | 939 | 938 | 850 | 493 | 357 | 615 | 389 | 226 |
| 4 to 5 months | 5,113 | 2,904 | 2,214 | 2,190 | 1,119 | 1,071 | 1,872 | 1,088 | 784 | 1,056 | 697 | 359 |
| 6 months or more | 150,045 | 74,218 | 75,827 | 55,631 | 28,070 | 27,561 | 71,836 | 35,497 | 36,339 | 22,578 | 10,651 | 11,927 |
| New Mexico | 22,373 | 11,993 | 10,830 | 6,676 | 3,508 | 3,168 | 11,572 | 5,989 | 5,583 | 4,625 | 2,496 | 2,129 |
| 1 month or less | 401 | 206 | 195 | 173 | 86 | 87 | 162 | 82 | 80 | 66 | 33 | 28 |
| 2 to 3 months | 5,775 | 3,138 | 2,637 | 1,797 | 947 | 850 | 2,863 | 1,523 | 1,340 | 1,115 | 668 | 447 |
| 4 to 5 months | 4,598 | 2,448 | 2,145 | 1,432 | 760 | 672 | 2,256 | 1,207 | 1,049 | 905 | 481 | 424 |
| 6 months or more | 12,104 | 6,201 | 5,903 | 3,274 | 1,715 | 1,559 | 6,291 | 3,177 | 3,114 | 2,539 | 1,309 | 1,230 |
| New York | 559,562 | 279,102 | 280,460 | 195,167 | 99,094 | 96,073 | 265,724 | 134,020 | 131,704 | 98,671 | 45,988 | 52,633 |
| 1 month or less | 2,395 | 1,165 | 1,230 | 1,681 | 820 | 861 | 363 | 165 | 198 | 351 | 180 | 171 |
| 2 to 3 months | 11,274 | 5,697 | 5,577 | 6,724 | 3,219 | 3,505 | 2,179 | 1,126 | 1,053 | 2,371 | 1,352 | 1,019 |
| 4 to 5 months | 19,465 | 10,567 | 8,398 | 7,953 | 3,879 | 4,074 | 6,181 | 3,439 | 2,742 | 5,331 | 3,249 | 2,032 |
| 6 months or more | 526,428 | 261,673 | 264,755 | 173,809 | 91,176 | 87,633 | 257,001 | 129,290 | 127,711 | 90,618 | 41,207 | 49,411 |
| North Carolina | 223,946 | 114,519 | 109,427 | 57,899 | 29,467 | 28,432 | 103,067 | 51,978 | 51,089 | 62,980 | 33,074 | 29,906 |
| 1 month or less | 16,433 | 8,827 | 7,606 | 5,316 | 2,727 | 2,589 | 6,278 | 3,351 | 2,927 | 4,839 | 2,749 | 2,090 |
| 2 to 3 months | 93,776 | 49,756 | 44,020 | 24,041 | 12,416 | 11,625 | 43,400 | 22,649 | 20,751 | 26,335 | 14,691 | 11,644 |
| 4 to 5 months | 64,912 | 32,888 | 32,024 | 16,526 | 8,326 | 8,200 | 30,833 | 15,528 | 15,305 | 17,553 | 9,034 | 8,519 |
| 6 months or more | 48,825 | 23,048 | 25,777 | 12,016 | 5,998 | 5,998 | 22,556 | 10,450 | 12,106 | 14,253 | 6,600 | 7,653 |
| North Dakota | 13,416 | 6,870 | 6,546 | 4,337 | 2,203 | 2,134 | 6,423 | 3,336 | 3,093 | 2,650 | 1,331 | 1,319 |
| 1 month or less | 216 | 127 | 89 | 113 | 62 | 51 | 72 | 48 | 24 | 31 | 17 | 14 |
| 2 to 3 months | 1,032 | 559 | 473 | 446 | 218 | 228 | 354 | 190 | 164 | 232 | 151 | 81 |
| 4 to 5 months | 1,559 | 884 | 675 | 478 | 236 | 242 | 721 | 434 | 287 | 360 | 214 | 146 |
| 6 months or more | 10,609 | 5,300 | 5,309 | 3,300 | 1,687 | 1,613 | 5,282 | 2,664 | 2,618 | 2,027 | 949 | 1,078 |
| Ohio | 577,630 | 294,332 | 283,348 | 183,516 | 93,145 | 90,371 | 272,712 | 138,150 | 134,562 | 121,452 | 63,037 | 58,415 |
| 1 month or less | 3,039 | 1,470 | 1,619 | 1,629 | 800 | 829 | 667 | 300 | 367 | 793 | 370 | 423 |
| 2 to 3 months | 22,262 | 11,463 | 10,799 | 10,672 | 5,110 | 5,562 | 5,593 | 2,756 | 2,337 | 5,997 | 3,597 | 2,400 |
| 4 to 5 months | 46,398 | 27,100 | 19,298 | 11,605 | 5,737 | 5,868 | 18,564 | 10,595 | 7,969 | 16,229 | 10,768 | 5,461 |
| 6 months or more | 505,931 | 254,299 | 251,632 | 159,610 | 81,493 | 78,112 | 247,888 | 124,499 | 123,359 | 98,433 | 48,302 | 50,131 |
| Oklahoma | 66,662 | 34,173 | 32,489 | 18,645 | 9,480 | 9,165 | 31,915 | 16,129 | 15,786 | 16,102 | 8,564 | 7,538 |
| 1 month or less | 2,222 | 1,172 | 1,050 | 824 | 404 | 420 | 760 | 394 | 366 | 638 | 374 | 264 |
| 2 to 3 months | 15,344 | 8,177 | 7,167 | 4,747 | 2,358 | 2,389 | 6,696 | 3,499 | 3,197 | 3,301 | 2,320 | 1,531 |
| 4 to 5 months | 20,976 | 11,064 | 9,912 | 5,784 | 2,969 | 2,815 | 10,317 | 5,380 | 4,937 | 4,875 | 2,715 | 2,160 |
| 6 months or more | 28,120 | 13,760 | 14,360 | 7,290 | 3,749 | 3,541 | 14,142 | 6,856 | 7,286 | 6,683 | 3,155 | 3,533 |
| Oregon | 56,772 | 28,639 | 28,133 | 16,803 | 8,520 | 8,283 | 25,924 | 13,176 | 12,748 | 14,045 | 6,943 | 7,102 |
| 1 month or less | 858 | 394 | 464 | 414 | 192 | 222 | 223 | 102 | 121 | 221 | 100 | 121 |
| 2 to 3 months | 6,162 | 3,283 | 2,979 | 2,422 | 1,212 | 1,210 | 2,170 | 1,159 | 1,011 | 1,570 | 912 | 658 |
| 4 to 5 months | 7,764 | 4,131 | 3,633 | 2,255 | 1,151 | 1,104 | 3,401 | 1,791 | 1,610 | 2,108 | 1,189 | 919 |
| 6 months or more | 41,988 | 20,831 | 21,127 | 11,712 | 5,965 | 5,747 | 20,130 | 10,124 | 10,006 | 10,146 | 4,742 | 5,404 |

SCHOOL ATTENDANCE.

TABLE 43.—NATIVE WHITE PERSONS OF NATIVE PARENTAGE ATTENDING SCHOOL DURING THE CENSUS YEAR, CLASSIFIED BY SEX, AGE PERIODS, AND MONTHS OF SCHOOL ATTENDANCE, BY STATES AND TERRITORIES: 1900—Continued.

| STATES, TERRITORIES, AND MONTHS OF SCHOOL ATTENDANCE. | ALL PERSONS. | | | UNDER 10 YEARS. | | | 10 TO 14 YEARS. | | | 15 YEARS AND OVER. | | |
|---|--------------|---------|-----------|-----------------|---------|-----------|-----------------|---------|-----------|--------------------|--------|-----------|
| | Total. | Males. | Fe-males. | Total. | Males. | Fe-males. | Total. | Males. | Fe-males. | Total. | Males. | Fe-males. |
| Pennsylvania..... | 745,898 | 378,065 | 372,833 | 256,378 | 129,640 | 126,738 | 357,811 | 178,405 | 179,406 | 131,714 | 65,020 | 66,694 |
| 1 month or less..... | 4,433 | 2,016 | 2,417 | 2,136 | 990 | 1,146 | 936 | 407 | 529 | 1,361 | 619 | 742 |
| 2 to 3 months..... | 22,238 | 10,927 | 11,311 | 9,385 | 4,230 | 5,155 | 5,965 | 2,891 | 3,074 | 6,838 | 3,756 | 3,132 |
| 4 to 5 months..... | 47,952 | 25,939 | 22,013 | 14,955 | 7,346 | 7,609 | 19,998 | 10,768 | 9,230 | 12,999 | 7,825 | 5,174 |
| 6 months or more..... | 671,275 | 334,183 | 337,092 | 229,897 | 117,024 | 112,873 | 330,912 | 164,339 | 166,573 | 110,466 | 52,820 | 57,646 |
| Rhode Island..... | 24,709 | 12,177 | 12,532 | 9,001 | 4,527 | 4,474 | 11,059 | 5,425 | 5,634 | 4,649 | 2,225 | 2,424 |
| 1 month or less..... | 98 | 53 | 45 | 66 | 38 | 28 | 22 | 11 | 11 | 10 | 4 | 6 |
| 2 to 3 months..... | 448 | 208 | 240 | 238 | 128 | 160 | 103 | 49 | 54 | 57 | 31 | 26 |
| 4 to 5 months..... | 603 | 315 | 288 | 343 | 177 | 166 | 180 | 90 | 90 | 80 | 48 | 32 |
| 6 months or more..... | 23,560 | 11,601 | 11,959 | 8,304 | 4,184 | 4,120 | 10,754 | 5,275 | 5,479 | 4,502 | 2,142 | 2,860 |
| South Carolina..... | 88,150 | 44,115 | 44,035 | 22,359 | 11,481 | 10,878 | 41,951 | 20,779 | 21,172 | 28,840 | 11,855 | 11,985 |
| 1 month or less..... | 2,791 | 1,448 | 1,343 | 881 | 441 | 440 | 1,158 | 589 | 569 | 752 | 418 | 334 |
| 2 to 3 months..... | 19,220 | 10,321 | 8,899 | 5,116 | 2,708 | 2,413 | 9,130 | 4,781 | 4,349 | 4,974 | 2,337 | 2,137 |
| 4 to 5 months..... | 22,988 | 11,624 | 11,344 | 5,708 | 2,894 | 2,814 | 11,598 | 5,823 | 5,775 | 5,662 | 2,907 | 2,755 |
| 6 months or more..... | 43,171 | 20,722 | 22,449 | 10,654 | 5,443 | 5,211 | 20,065 | 9,586 | 10,479 | 12,452 | 5,693 | 6,759 |
| South Dakota..... | 33,901 | 17,187 | 16,714 | 10,235 | 5,164 | 5,071 | 15,669 | 8,010 | 7,659 | 7,997 | 4,013 | 3,984 |
| 1 month or less..... | 255 | 129 | 126 | 144 | 65 | 79 | 47 | 20 | 27 | 64 | 44 | 20 |
| 2 to 3 months..... | 2,228 | 1,274 | 954 | 935 | 461 | 474 | 638 | 372 | 266 | 655 | 441 | 214 |
| 4 to 5 months..... | 3,444 | 2,136 | 1,303 | 885 | 464 | 421 | 1,478 | 910 | 568 | 1,081 | 762 | 319 |
| 6 months or more..... | 27,974 | 13,648 | 14,326 | 8,271 | 4,174 | 4,097 | 13,506 | 6,708 | 6,798 | 6,197 | 2,766 | 3,431 |
| Tennessee..... | 270,039 | 137,430 | 132,609 | 70,342 | 35,939 | 34,403 | 129,341 | 65,007 | 64,334 | 70,356 | 36,434 | 33,872 |
| 1 month or less..... | 13,590 | 7,144 | 6,446 | 4,228 | 2,141 | 2,087 | 5,525 | 2,875 | 2,650 | 3,837 | 2,128 | 1,709 |
| 2 to 3 months..... | 84,517 | 45,026 | 39,491 | 23,617 | 12,098 | 11,519 | 39,765 | 20,866 | 18,899 | 21,135 | 12,062 | 9,078 |
| 4 to 5 months..... | 85,884 | 43,544 | 42,340 | 22,166 | 11,456 | 10,710 | 42,298 | 21,221 | 21,077 | 21,420 | 10,867 | 10,558 |
| 6 months or more..... | 86,048 | 41,716 | 44,332 | 20,331 | 10,244 | 10,087 | 41,753 | 20,045 | 21,708 | 23,964 | 11,427 | 12,537 |
| Texas..... | 367,847 | 183,996 | 183,851 | 68,799 | 34,566 | 34,233 | 206,995 | 103,200 | 103,795 | 92,053 | 46,230 | 45,823 |
| 1 month or less..... | 9,173 | 4,892 | 4,281 | 2,553 | 1,260 | 1,293 | 4,037 | 2,127 | 1,910 | 2,583 | 1,505 | 1,078 |
| 2 to 3 months..... | 69,112 | 37,161 | 31,951 | 14,522 | 7,344 | 7,178 | 36,873 | 19,616 | 17,257 | 17,717 | 10,201 | 7,518 |
| 4 to 5 months..... | 124,414 | 63,355 | 61,059 | 21,364 | 10,815 | 10,549 | 73,052 | 37,023 | 36,029 | 29,998 | 15,517 | 14,431 |
| 6 months or more..... | 165,148 | 78,588 | 86,560 | 30,360 | 15,147 | 15,213 | 93,033 | 44,434 | 43,599 | 41,755 | 19,007 | 22,743 |
| Utah..... | 29,064 | 14,334 | 14,730 | 9,348 | 4,733 | 4,615 | 13,439 | 6,630 | 6,809 | 6,227 | 2,971 | 3,256 |
| 1 month or less..... | 237 | 99 | 138 | 132 | 48 | 84 | 52 | 21 | 31 | 53 | 30 | 23 |
| 2 to 3 months..... | 1,608 | 851 | 757 | 595 | 305 | 290 | 480 | 241 | 239 | 533 | 305 | 228 |
| 4 to 5 months..... | 3,968 | 2,020 | 1,948 | 1,209 | 605 | 604 | 1,753 | 901 | 852 | 1,006 | 514 | 492 |
| 6 months or more..... | 23,251 | 11,364 | 11,887 | 7,412 | 3,775 | 3,637 | 11,204 | 5,467 | 5,737 | 4,635 | 2,122 | 2,513 |
| Vermont..... | 42,141 | 21,301 | 20,840 | 14,424 | 7,264 | 7,160 | 18,995 | 9,603 | 9,392 | 8,722 | 4,434 | 4,238 |
| 1 month or less..... | 234 | 129 | 155 | 221 | 108 | 113 | 34 | 12 | 22 | 29 | 9 | 20 |
| 2 to 3 months..... | 1,616 | 919 | 697 | 828 | 406 | 422 | 254 | 143 | 111 | 534 | 370 | 164 |
| 4 to 5 months..... | 2,044 | 1,111 | 933 | 754 | 330 | 424 | 678 | 363 | 310 | 612 | 413 | 199 |
| 6 months or more..... | 38,197 | 19,142 | 19,055 | 12,621 | 6,420 | 6,201 | 13,029 | 9,080 | 8,949 | 7,547 | 3,642 | 3,905 |
| Virginia..... | 206,467 | 102,733 | 103,734 | 56,331 | 28,786 | 27,545 | 99,205 | 49,248 | 49,957 | 50,931 | 24,699 | 26,232 |
| 1 month or less..... | 5,141 | 2,676 | 2,465 | 2,212 | 1,107 | 1,105 | 1,740 | 929 | 811 | 1,189 | 640 | 549 |
| 2 to 3 months..... | 23,626 | 15,143 | 13,433 | 9,444 | 4,771 | 4,673 | 11,376 | 6,201 | 5,675 | 7,306 | 4,171 | 3,135 |
| 4 to 5 months..... | 92,021 | 45,964 | 46,057 | 25,418 | 13,150 | 12,268 | 45,376 | 23,013 | 22,858 | 20,727 | 9,796 | 10,931 |
| 6 months or more..... | 80,679 | 38,950 | 41,729 | 19,257 | 9,733 | 9,499 | 33,713 | 19,100 | 20,613 | 21,709 | 10,092 | 11,617 |
| Washington..... | 56,823 | 28,336 | 28,487 | 18,360 | 9,411 | 8,949 | 25,239 | 12,563 | 12,676 | 13,224 | 6,362 | 6,862 |
| 1 month or less..... | 535 | 278 | 257 | 290 | 142 | 148 | 111 | 66 | 45 | 134 | 70 | 64 |
| 2 to 3 months..... | 5,090 | 2,703 | 2,337 | 2,255 | 1,139 | 1,116 | 1,631 | 859 | 772 | 1,204 | 705 | 499 |
| 4 to 5 months..... | 6,209 | 3,329 | 2,880 | 2,017 | 1,010 | 1,007 | 2,596 | 1,405 | 1,191 | 1,586 | 914 | 632 |
| 6 months or more..... | 44,989 | 22,026 | 22,963 | 13,798 | 7,120 | 6,673 | 20,901 | 10,233 | 10,668 | 10,230 | 4,673 | 5,617 |
| West Virginia..... | 172,761 | 88,351 | 84,410 | 47,015 | 23,941 | 23,074 | 84,284 | 42,889 | 41,395 | 41,462 | 21,521 | 19,941 |
| 1 month or less..... | 4,733 | 2,341 | 2,392 | 1,719 | 853 | 866 | 1,513 | 740 | 773 | 1,496 | 748 | 748 |
| 2 to 3 months..... | 24,890 | 12,833 | 12,057 | 7,343 | 3,847 | 3,496 | 10,399 | 5,263 | 5,131 | 6,643 | 3,713 | 2,930 |
| 4 to 5 months..... | 97,220 | 50,230 | 46,990 | 23,437 | 13,144 | 12,243 | 49,737 | 25,505 | 24,232 | 21,936 | 11,531 | 10,415 |
| 6 months or more..... | 45,918 | 22,947 | 22,971 | 11,966 | 6,097 | 5,869 | 22,630 | 11,376 | 11,254 | 11,322 | 5,474 | 5,348 |
| Wisconsin..... | 161,307 | 80,782 | 81,025 | 60,730 | 30,509 | 30,221 | 72,204 | 36,352 | 35,852 | 28,373 | 13,921 | 14,952 |
| 1 month or less..... | 1,234 | 642 | 642 | 804 | 439 | 465 | 203 | 106 | 97 | 177 | 97 | 80 |
| 2 to 3 months..... | 7,945 | 4,153 | 3,787 | 4,775 | 2,395 | 2,480 | 1,728 | 961 | 767 | 1,442 | 902 | 540 |
| 4 to 5 months..... | 11,021 | 6,479 | 4,542 | 4,194 | 2,075 | 2,119 | 4,039 | 2,504 | 2,738 | 2,738 | 1,900 | 838 |
| 6 months or more..... | 141,557 | 69,503 | 72,054 | 50,857 | 25,700 | 25,157 | 66,234 | 32,731 | 33,453 | 24,466 | 11,022 | 13,444 |
| Wyoming..... | 8,624 | 4,441 | 4,183 | 2,974 | 1,545 | 1,429 | 3,362 | 2,005 | 1,357 | 1,738 | 891 | 897 |
| 1 month or less..... | 163 | 88 | 75 | 78 | 44 | 34 | 51 | 24 | 27 | 34 | 20 | 14 |
| 2 to 3 months..... | 1,018 | 562 | 456 | 366 | 184 | 182 | 421 | 241 | 180 | 231 | 137 | 94 |
| 4 to 5 months..... | 1,101 | 581 | 520 | 331 | 198 | 133 | 493 | 261 | 237 | 222 | 122 | 100 |
| 6 months or more..... | 6,342 | 3,210 | 3,132 | 2,149 | 1,119 | 1,030 | 2,392 | 1,479 | 1,413 | 1,501 | 612 | 639 |

TABLE 44.—NATIVE WHITE PERSONS OF FOREIGN PARENTAGE ATTENDING SCHOOL DURING THE CENSUS YEAR, CLASSIFIED BY SEX, AGE PERIODS, AND MONTHS OF SCHOOL ATTENDANCE, BY STATES AND TERRITORIES: 1900.

[The designation "native white persons of foreign parentage" comprehends all native white persons having either one or both parents foreign born.]

| STATES, TERRITORIES, AND MONTHS OF SCHOOL ATTENDANCE. | ALL PERSONS. | | | UNDER 10 YEARS. | | | 10 TO 14 YEARS. | | | 15 YEARS AND OVER. | | |
|---|--------------|--------|-----------|-----------------|--------|-----------|-----------------|--------|-----------|--------------------|--------|-----------|
| | Total. | Males. | Fe-males. | Total. | Males. | Fe-males. | Total. | Males. | Fe-males. | Total. | Males. | Fe-males. |
| Alabama..... | 4,966 | 2,371 | 2,595 | 1,425 | 721 | 704 | 2,623 | 1,259 | 1,364 | 918 | 391 | 527 |
| 1 month or less..... | 55 | 29 | 26 | 25 | 14 | 11 | 25 | 13 | 12 | 5 | 2 | 3 |
| 2 to 3 months..... | 595 | 287 | 308 | 165 | 85 | 80 | 296 | 137 | 159 | 134 | 65 | 69 |
| 4 to 5 months..... | 568 | 271 | 297 | 159 | 83 | 76 | 307 | 147 | 160 | 102 | 41 | 61 |
| 6 months or more..... | 3,748 | 1,784 | 1,964 | 1,076 | 539 | 537 | 1,995 | 962 | 1,033 | 677 | 233 | 394 |
| Alaska..... | 276 | 144 | 132 | 132 | 73 | 59 | 112 | 55 | 57 | 32 | 16 | 16 |
| 1 month or less..... | 7 | 7 | — | 6 | 6 | — | 1 | 1 | — | — | — | — |
| 2 to 3 months..... | 46 | 22 | 24 | 24 | 13 | 11 | 14 | 5 | 9 | 8 | 4 | 4 |
| 4 to 5 months..... | 31 | 15 | 16 | 16 | 7 | 9 | 10 | 6 | 4 | 5 | 2 | 3 |
| 6 months or more..... | 192 | 100 | 92 | 86 | 47 | 39 | 87 | 43 | 44 | 19 | 10 | 9 |
| Arizona..... | 5,167 | 2,557 | 2,610 | 1,714 | 833 | 831 | 2,495 | 1,233 | 1,212 | 958 | 391 | 567 |
| 1 month or less..... | 75 | 34 | 41 | 30 | 15 | 15 | 26 | 10 | 16 | 19 | 9 | 10 |
| 2 to 3 months..... | 316 | 154 | 162 | 122 | 52 | 70 | 133 | 71 | 62 | 61 | 31 | 30 |
| 4 to 5 months..... | 815 | 436 | 379 | 285 | 156 | 129 | 376 | 202 | 174 | 154 | 78 | 76 |
| 6 months or more..... | 3,961 | 1,933 | 2,028 | 1,277 | 660 | 617 | 1,960 | 1,000 | 960 | 724 | 273 | 451 |
| Arkansas..... | 6,055 | 3,112 | 2,943 | 1,682 | 856 | 826 | 3,148 | 1,653 | 1,495 | 1,225 | 603 | 622 |
| 1 month or less..... | 148 | 85 | 63 | 48 | 18 | 30 | 56 | 36 | 20 | 44 | 31 | 13 |
| 2 to 3 months..... | 1,141 | 624 | 517 | 299 | 163 | 136 | 565 | 311 | 254 | 277 | 150 | 127 |
| 4 to 5 months..... | 941 | 465 | 476 | 255 | 127 | 128 | 500 | 254 | 246 | 186 | 84 | 102 |
| 6 months or more..... | 3,825 | 1,938 | 1,887 | 1,080 | 548 | 532 | 2,027 | 1,052 | 975 | 718 | 338 | 380 |
| California..... | 106,060 | 51,801 | 54,259 | 36,561 | 18,255 | 18,306 | 49,575 | 24,529 | 25,046 | 19,924 | 9,017 | 10,907 |
| 1 month or less..... | 415 | 207 | 208 | 223 | 110 | 113 | 102 | 51 | 51 | 90 | 46 | 44 |
| 2 to 3 months..... | 1,571 | 804 | 767 | 828 | 411 | 417 | 419 | 224 | 195 | 324 | 169 | 155 |
| 4 to 5 months..... | 3,064 | 1,554 | 1,510 | 1,360 | 681 | 679 | 938 | 495 | 443 | 766 | 378 | 383 |
| 6 months or more..... | 101,010 | 49,236 | 51,774 | 34,150 | 17,033 | 17,097 | 48,116 | 23,759 | 24,357 | 13,744 | 3,424 | 10,320 |
| Colorado..... | 31,502 | 15,455 | 16,047 | 11,601 | 5,825 | 5,776 | 14,173 | 7,019 | 7,154 | 5,728 | 2,611 | 3,117 |
| 1 month or less..... | 189 | 93 | 96 | 94 | 49 | 45 | 44 | 22 | 22 | 51 | 22 | 29 |
| 2 to 3 months..... | 1,222 | 619 | 603 | 566 | 279 | 287 | 334 | 164 | 170 | 322 | 176 | 146 |
| 4 to 5 months..... | 2,092 | 1,117 | 975 | 808 | 419 | 389 | 835 | 435 | 400 | 449 | 263 | 186 |
| 6 months or more..... | 27,999 | 13,626 | 14,373 | 10,133 | 5,078 | 5,055 | 12,960 | 6,398 | 6,562 | 4,906 | 2,150 | 2,756 |
| Connecticut..... | 70,585 | 35,248 | 35,337 | 31,803 | 16,034 | 15,769 | 31,706 | 15,778 | 15,928 | 7,076 | 3,486 | 3,640 |
| 1 month or less..... | 202 | 90 | 112 | 163 | 68 | 95 | 25 | 11 | 14 | 14 | 11 | 3 |
| 2 to 3 months..... | 997 | 502 | 495 | 842 | 428 | 414 | 94 | 39 | 55 | 61 | 35 | 26 |
| 4 to 5 months..... | 1,029 | 503 | 526 | 749 | 374 | 375 | 208 | 94 | 114 | 72 | 35 | 37 |
| 6 months or more..... | 68,357 | 34,153 | 34,204 | 30,049 | 15,164 | 14,885 | 31,379 | 15,634 | 15,745 | 6,929 | 3,355 | 3,574 |
| Delaware..... | 4,107 | 2,048 | 2,059 | 1,636 | 808 | 828 | 2,020 | 1,023 | 997 | 451 | 217 | 234 |
| 1 month or less..... | 11 | 6 | 5 | 4 | 2 | 2 | 4 | 2 | 2 | 3 | 2 | 1 |
| 2 to 3 months..... | 51 | 30 | 21 | 32 | 15 | 17 | 18 | 10 | 8 | 6 | 5 | 1 |
| 4 to 5 months..... | 90 | 55 | 35 | 47 | 23 | 24 | 29 | 22 | 7 | 14 | 10 | 4 |
| 6 months or more..... | 3,955 | 1,957 | 1,998 | 1,553 | 768 | 785 | 1,974 | 989 | 985 | 423 | 200 | 228 |
| District of Columbia..... | 5,854 | 2,914 | 2,940 | 1,592 | 823 | 769 | 2,882 | 1,411 | 1,471 | 1,380 | 680 | 700 |
| 1 month or less..... | 7 | 1 | 6 | 2 | — | 2 | 2 | — | 2 | 3 | 1 | 2 |
| 2 to 3 months..... | 29 | 12 | 17 | 11 | 3 | 8 | 12 | 8 | 4 | 6 | 1 | 5 |
| 4 to 5 months..... | 97 | 48 | 49 | 58 | 27 | 31 | 25 | 15 | 10 | 14 | 6 | 8 |
| 6 months or more..... | 5,721 | 2,853 | 2,868 | 1,521 | 793 | 728 | 2,843 | 1,388 | 1,455 | 1,357 | 672 | 685 |
| Florida..... | 4,912 | 2,376 | 2,536 | 1,619 | 822 | 797 | 2,530 | 1,227 | 1,303 | 763 | 327 | 436 |
| 1 month or less..... | 46 | 27 | 19 | 15 | 10 | 5 | 21 | 11 | 10 | 10 | 6 | 4 |
| 2 to 3 months..... | 192 | 107 | 85 | 73 | 37 | 36 | 65 | 37 | 28 | 54 | 33 | 21 |
| 4 to 5 months..... | 905 | 434 | 471 | 337 | 162 | 175 | 427 | 213 | 214 | 141 | 59 | 82 |
| 6 months or more..... | 3,769 | 1,808 | 1,961 | 1,194 | 613 | 581 | 2,017 | 966 | 1,051 | 558 | 229 | 329 |
| Georgia..... | 4,344 | 2,159 | 2,185 | 1,294 | 657 | 637 | 2,212 | 1,129 | 1,083 | 838 | 373 | 465 |
| 1 month or less..... | 38 | 16 | 22 | 18 | 6 | 12 | 14 | 7 | 7 | 6 | 3 | 3 |
| 2 to 3 months..... | 171 | 88 | 83 | 52 | 24 | 28 | 79 | 45 | 34 | 40 | 19 | 21 |
| 4 to 5 months..... | 363 | 177 | 186 | 117 | 55 | 62 | 173 | 79 | 94 | 73 | 43 | 30 |
| 6 months or more..... | 3,772 | 1,878 | 1,894 | 1,107 | 572 | 535 | 1,946 | 998 | 948 | 719 | 308 | 411 |
| Hawaii..... | 5,643 | 2,984 | 2,659 | 2,493 | 1,295 | 1,198 | 2,706 | 1,458 | 1,248 | 444 | 231 | 213 |
| 1 month or less..... | 16 | 10 | 6 | 8 | 5 | 3 | 5 | 3 | 2 | 3 | 2 | 1 |
| 2 to 3 months..... | 105 | 63 | 42 | 82 | 49 | 33 | 18 | 11 | 7 | 5 | 3 | 2 |
| 4 to 5 months..... | 469 | 254 | 215 | 250 | 131 | 119 | 179 | 105 | 74 | 40 | 18 | 22 |
| 6 months or more..... | 5,053 | 2,657 | 2,396 | 2,153 | 1,110 | 1,043 | 2,504 | 1,339 | 1,165 | 396 | 208 | 183 |
| Idaho..... | 10,968 | 5,459 | 5,509 | 3,301 | 1,700 | 1,601 | 5,180 | 2,558 | 2,622 | 2,487 | 1,201 | 1,286 |
| 1 month or less..... | 222 | 116 | 106 | 101 | 50 | 51 | 47 | 22 | 25 | 74 | 44 | 30 |
| 2 to 3 months..... | 2,004 | 1,053 | 951 | 636 | 312 | 324 | 876 | 465 | 411 | 492 | 276 | 216 |
| 4 to 5 months..... | 2,133 | 1,138 | 995 | 604 | 321 | 283 | 1,023 | 538 | 485 | 506 | 279 | 227 |
| 6 months or more..... | 6,609 | 3,152 | 3,457 | 1,960 | 1,017 | 943 | 3,234 | 1,633 | 1,701 | 1,415 | 602 | 513 |

SCHOOL ATTENDANCE.

369

TABLE 44.—NATIVE WHITE PERSONS OF FOREIGN PARENTAGE ATTENDING SCHOOL DURING THE CENSUS YEAR, CLASSIFIED BY SEX, AGE PERIODS, AND MONTHS OF SCHOOL ATTENDANCE, BY STATES AND TERRITORIES: 1900—Continued.

| STATES, TERRITORIES, AND MONTHS OF SCHOOL ATTENDANCE. | ALL PERSONS. | | | UNDER 10 YEARS. | | | 10 TO 14 YEARS. | | | 15 YEARS AND OVER. | | |
|---|--------------|---------|-----------|-----------------|--------|-----------|-----------------|--------|-----------|--------------------|--------|-----------|
| | Total. | Males. | Fe-males. | Total. | Males. | Fe-males. | Total. | Males. | Fe-males. | Total. | Males. | Fe-males. |
| Illinois | 333,925 | 166,646 | 167,279 | 135,924 | 68,090 | 67,834 | 153,627 | 76,860 | 76,767 | 44,374 | 21,696 | 22,678 |
| 1 month or less | 2,021 | 918 | 1,103 | 1,069 | 498 | 571 | 373 | 157 | 221 | 574 | 263 | 311 |
| 2 to 3 months | 8,123 | 4,593 | 3,530 | 4,269 | 2,140 | 2,129 | 1,677 | 926 | 751 | 2,177 | 1,527 | 650 |
| 4 to 5 months | 12,540 | 7,283 | 5,257 | 4,236 | 2,086 | 2,150 | 4,748 | 2,800 | 1,948 | 3,556 | 2,397 | 1,159 |
| 6 months or more | 311,241 | 153,852 | 157,389 | 126,350 | 63,366 | 62,984 | 146,824 | 72,977 | 73,847 | 38,067 | 17,509 | 20,558 |
| Indiana | 61,081 | 29,866 | 31,165 | 19,702 | 9,903 | 9,799 | 30,234 | 14,375 | 15,859 | 11,095 | 5,588 | 5,507 |
| 1 month or less | 317 | 144 | 173 | 134 | 58 | 76 | 48 | 25 | 23 | 135 | 61 | 74 |
| 2 to 3 months | 1,310 | 705 | 605 | 551 | 274 | 277 | 311 | 162 | 149 | 448 | 269 | 179 |
| 4 to 5 months | 2,385 | 1,294 | 1,091 | 731 | 364 | 367 | 920 | 466 | 454 | 784 | 464 | 270 |
| 6 months or more | 57,019 | 27,723 | 29,296 | 18,286 | 9,207 | 9,079 | 28,955 | 13,722 | 15,233 | 9,778 | 4,794 | 4,984 |
| Indian Territory | 1,405 | 684 | 721 | 458 | 220 | 238 | 716 | 353 | 363 | 281 | 111 | 120 |
| 1 month or less | 52 | 23 | 29 | 19 | 7 | 12 | 21 | 6 | 15 | 12 | 10 | 2 |
| 2 to 3 months | 274 | 135 | 139 | 88 | 35 | 53 | 132 | 71 | 61 | 54 | 29 | 25 |
| 4 to 5 months | 266 | 136 | 130 | 73 | 33 | 35 | 134 | 71 | 63 | 59 | 27 | 32 |
| 6 months or more | 813 | 390 | 423 | 278 | 140 | 138 | 429 | 205 | 224 | 106 | 45 | 61 |
| Iowa | 169,976 | 85,315 | 84,661 | 60,837 | 30,761 | 30,076 | 78,096 | 38,990 | 39,106 | 31,043 | 15,564 | 15,479 |
| 1 month or less | 833 | 443 | 440 | 460 | 223 | 237 | 137 | 64 | 73 | 286 | 156 | 180 |
| 2 to 3 months | 8,615 | 5,147 | 3,468 | 3,832 | 1,926 | 1,906 | 1,851 | 1,170 | 687 | 2,932 | 2,051 | 881 |
| 4 to 5 months | 15,372 | 9,967 | 5,405 | 2,996 | 1,464 | 1,532 | 6,325 | 4,273 | 2,047 | 6,051 | 4,225 | 1,826 |
| 6 months or more | 145,106 | 69,758 | 75,348 | 53,549 | 27,148 | 26,401 | 69,783 | 35,478 | 36,305 | 21,774 | 9,132 | 12,642 |
| Kansas | 76,985 | 39,072 | 37,913 | 23,065 | 11,772 | 11,293 | 36,443 | 18,335 | 18,113 | 17,472 | 8,965 | 8,507 |
| 1 month or less | 741 | 366 | 375 | 312 | 144 | 168 | 142 | 66 | 76 | 287 | 156 | 131 |
| 2 to 3 months | 4,869 | 2,973 | 1,896 | 1,420 | 696 | 724 | 1,331 | 829 | 552 | 2,068 | 1,448 | 620 |
| 4 to 5 months | 10,111 | 5,791 | 4,320 | 2,839 | 1,447 | 1,392 | 4,264 | 2,389 | 1,875 | 3,008 | 1,955 | 1,053 |
| 6 months or more | 61,264 | 29,942 | 31,822 | 18,494 | 9,485 | 9,009 | 30,661 | 15,051 | 15,610 | 12,109 | 5,406 | 6,703 |
| Kentucky | 20,722 | 10,125 | 10,597 | 6,945 | 3,416 | 3,529 | 10,603 | 5,236 | 5,372 | 3,169 | 1,473 | 1,696 |
| 1 month or less | 132 | 64 | 68 | 61 | 30 | 31 | 31 | 15 | 16 | 40 | 19 | 21 |
| 2 to 3 months | 626 | 349 | 277 | 218 | 105 | 113 | 222 | 132 | 90 | 186 | 112 | 74 |
| 4 to 5 months | 2,571 | 1,241 | 1,330 | 648 | 319 | 329 | 1,338 | 643 | 690 | 585 | 274 | 311 |
| 6 months or more | 17,393 | 8,471 | 8,922 | 6,018 | 2,962 | 3,056 | 9,017 | 4,441 | 4,576 | 2,358 | 1,068 | 1,290 |
| Louisiana | 12,593 | 6,270 | 6,323 | 3,407 | 1,685 | 1,722 | 7,149 | 3,620 | 3,529 | 2,037 | 965 | 1,072 |
| 1 month or less | 52 | 25 | 27 | 19 | 10 | 9 | 23 | 10 | 13 | 10 | 5 | 5 |
| 2 to 3 months | 495 | 259 | 239 | 157 | 77 | 80 | 243 | 133 | 110 | 93 | 44 | 49 |
| 4 to 5 months | 669 | 341 | 328 | 215 | 100 | 115 | 340 | 191 | 149 | 114 | 50 | 64 |
| 6 months or more | 11,374 | 5,645 | 5,729 | 3,016 | 1,498 | 1,518 | 6,533 | 3,281 | 3,257 | 1,820 | 866 | 954 |
| Maine | 26,052 | 13,021 | 13,031 | 10,542 | 5,294 | 5,248 | 11,316 | 5,992 | 5,324 | 3,694 | 1,735 | 1,959 |
| 1 month or less | 172 | 83 | 84 | 124 | 62 | 62 | 28 | 15 | 13 | 20 | 11 | 9 |
| 2 to 3 months | 974 | 491 | 483 | 539 | 265 | 324 | 205 | 116 | 89 | 130 | 110 | 70 |
| 4 to 5 months | 2,158 | 1,071 | 1,087 | 964 | 456 | 503 | 874 | 456 | 418 | 320 | 159 | 161 |
| 6 months or more | 22,748 | 11,371 | 11,377 | 8,865 | 4,511 | 4,354 | 10,709 | 5,405 | 5,304 | 3,174 | 1,455 | 1,719 |
| Maryland | 29,390 | 14,885 | 14,505 | 11,313 | 5,548 | 5,765 | 14,743 | 7,490 | 7,253 | 3,334 | 1,847 | 1,487 |
| 1 month or less | 79 | 37 | 42 | 39 | 18 | 21 | 26 | 13 | 13 | 14 | 6 | 8 |
| 2 to 3 months | 314 | 166 | 148 | 135 | 60 | 75 | 110 | 62 | 48 | 69 | 44 | 25 |
| 4 to 5 months | 674 | 363 | 306 | 248 | 125 | 123 | 297 | 169 | 128 | 129 | 74 | 55 |
| 6 months or more | 28,323 | 14,314 | 14,009 | 10,891 | 5,345 | 5,546 | 14,310 | 7,246 | 7,064 | 3,122 | 1,723 | 1,399 |
| Massachusetts | 234,908 | 116,858 | 118,050 | 102,734 | 51,765 | 50,969 | 104,064 | 52,003 | 52,061 | 28,110 | 13,090 | 15,020 |
| 1 month or less | 705 | 349 | 356 | 443 | 204 | 239 | 156 | 94 | 62 | 106 | 51 | 55 |
| 2 to 3 months | 2,862 | 1,396 | 1,466 | 2,244 | 1,115 | 1,129 | 996 | 176 | 220 | 222 | 105 | 117 |
| 4 to 5 months | 2,921 | 1,373 | 1,548 | 1,876 | 928 | 948 | 704 | 294 | 410 | 341 | 151 | 190 |
| 6 months or more | 228,420 | 113,740 | 114,680 | 98,171 | 49,518 | 48,653 | 102,803 | 51,439 | 51,369 | 27,441 | 12,733 | 14,658 |
| Michigan | 221,713 | 110,905 | 110,813 | 82,855 | 42,137 | 40,718 | 107,763 | 54,249 | 53,514 | 31,100 | 14,519 | 16,581 |
| 1 month or less | 1,581 | 776 | 805 | 1,012 | 489 | 523 | 303 | 151 | 142 | 266 | 126 | 140 |
| 2 to 3 months | 8,199 | 4,221 | 3,978 | 4,449 | 2,171 | 2,278 | 2,205 | 1,159 | 1,046 | 1,545 | 891 | 654 |
| 4 to 5 months | 12,679 | 7,161 | 5,518 | 4,624 | 2,291 | 2,333 | 5,221 | 3,067 | 2,154 | 2,334 | 1,803 | 1,031 |
| 6 months or more | 199,259 | 98,747 | 100,512 | 72,770 | 37,186 | 35,584 | 100,034 | 49,862 | 50,172 | 26,455 | 11,699 | 14,756 |
| Minnesota | 234,187 | 118,453 | 115,734 | 84,327 | 42,722 | 41,605 | 114,802 | 57,785 | 57,017 | 35,058 | 17,946 | 17,112 |
| 1 month or less | 2,567 | 1,316 | 1,251 | 1,461 | 724 | 737 | 616 | 315 | 301 | 490 | 277 | 213 |
| 2 to 3 months | 20,254 | 11,081 | 9,173 | 8,611 | 4,339 | 4,272 | 7,383 | 3,972 | 3,416 | 4,255 | 2,770 | 1,485 |
| 4 to 5 months | 32,742 | 17,846 | 14,896 | 10,510 | 5,395 | 5,115 | 16,533 | 8,953 | 7,610 | 5,664 | 3,493 | 2,171 |
| 6 months or more | 178,624 | 88,210 | 90,414 | 63,745 | 32,264 | 31,481 | 90,234 | 44,540 | 45,690 | 24,649 | 11,406 | 13,243 |
| Mississippi | 3,459 | 1,699 | 1,760 | 900 | 443 | 457 | 1,691 | 827 | 864 | 868 | 429 | 439 |
| 1 month or less | 57 | 26 | 31 | 16 | 8 | 8 | 21 | 9 | 12 | 20 | 9 | 11 |
| 2 to 3 months | 345 | 180 | 165 | 92 | 49 | 43 | 149 | 76 | 73 | 104 | 55 | 49 |
| 4 to 5 months | 765 | 357 | 398 | 204 | 97 | 107 | 350 | 173 | 172 | 201 | 82 | 119 |
| 6 months or more | 2,302 | 1,136 | 1,166 | 588 | 289 | 299 | 1,171 | 564 | 607 | 543 | 283 | 260 |

STATISTICS OF POPULATION.

TABLE 44.—NATIVE WHITE PERSONS OF FOREIGN PARENTAGE ATTENDING SCHOOL DURING THE CENSUS YEAR, CLASSIFIED BY SEX, AGE PERIODS, AND MONTHS OF SCHOOL ATTENDANCE, BY STATES AND TERRITORIES: 1900—Continued.

| STATES, TERRITORIES, AND MONTHS OF SCHOOL ATTENDANCE. | ALL PERSONS. | | | UNDER 10 YEARS. | | | 10 to 14 YEARS. | | | 15 YEARS AND OVER. | | |
|---|--------------|---------|-----------|-----------------|---------|-----------|-----------------|---------|-----------|--------------------|--------|-----------|
| | Total. | Males. | Fe-males. | Total. | Males. | Fe-males. | Total. | Males. | Fe-males. | Total. | Males. | Fe-males. |
| Missouri | 98,001 | 49,860 | 48,641 | 32,973 | 16,807 | 16,166 | 48,699 | 24,402 | 24,297 | 16,329 | 8,151 | 8,178 |
| 1 month or less | 1,215 | 538 | 677 | 479 | 250 | 229 | 266 | 118 | 148 | 470 | 170 | 300 |
| 2 to 3 months | 8,766 | 2,086 | 1,680 | 1,389 | 722 | 667 | 1,234 | 684 | 600 | 1,143 | 730 | 413 |
| 4 to 5 months | 6,643 | 3,601 | 3,042 | 1,882 | 962 | 920 | 2,948 | 1,554 | 1,394 | 1,813 | 1,085 | 728 |
| 6 months or more | 86,377 | 43,135 | 43,242 | 29,223 | 14,873 | 14,350 | 44,251 | 22,086 | 22,155 | 12,903 | 6,166 | 6,737 |
| Montana | 16,987 | 8,397 | 8,590 | 6,799 | 3,421 | 3,378 | 7,544 | 3,770 | 3,774 | 2,644 | 1,206 | 1,438 |
| 1 month or less | 210 | 101 | 109 | 113 | 57 | 56 | 64 | 29 | 35 | 33 | 15 | 18 |
| 2 to 3 months | 1,042 | 561 | 481 | 515 | 259 | 256 | 346 | 188 | 158 | 181 | 114 | 67 |
| 4 to 5 months | 1,445 | 778 | 667 | 558 | 286 | 272 | 614 | 385 | 279 | 273 | 157 | 116 |
| 6 months or more | 14,290 | 6,957 | 7,333 | 5,613 | 2,819 | 2,794 | 6,520 | 3,218 | 3,302 | 2,157 | 920 | 1,237 |
| Nebraska | 102,153 | 51,977 | 50,176 | 36,044 | 18,925 | 17,119 | 47,229 | 23,688 | 23,541 | 18,880 | 9,964 | 8,916 |
| 1 month or less | 1,003 | 504 | 499 | 498 | 230 | 268 | 158 | 82 | 76 | 347 | 192 | 155 |
| 2 to 3 months | 3,232 | 4,963 | 3,319 | 2,862 | 1,405 | 1,457 | 2,330 | 1,417 | 973 | 3,030 | 2,141 | 889 |
| 4 to 5 months | 11,463 | 6,880 | 4,583 | 5,121 | 1,594 | 1,527 | 5,162 | 3,113 | 2,049 | 3,180 | 2,173 | 1,007 |
| 6 months or more | 81,405 | 39,680 | 41,775 | 28,563 | 15,096 | 14,467 | 39,519 | 19,076 | 20,443 | 12,323 | 5,458 | 6,865 |
| Nevada | 3,013 | 1,447 | 1,566 | 865 | 424 | 441 | 1,340 | 654 | 686 | 808 | 369 | 439 |
| 1 month or less | 13 | 10 | 3 | 4 | 4 | — | 3 | 3 | — | 6 | 3 | 3 |
| 2 to 3 months | 110 | 54 | 56 | 44 | 20 | 24 | 27 | 13 | 14 | 39 | 21 | 18 |
| 4 to 5 months | 156 | 75 | 81 | 44 | 22 | 22 | 46 | 25 | 21 | 66 | 28 | 38 |
| 6 months or more | 2,734 | 1,308 | 1,426 | 773 | 373 | 395 | 1,264 | 613 | 651 | 697 | 317 | 380 |
| New Hampshire | 20,435 | 10,218 | 10,217 | 9,058 | 4,634 | 4,424 | 9,236 | 4,552 | 4,684 | 2,141 | 1,032 | 1,109 |
| 1 month or less | 111 | 52 | 59 | 78 | 34 | 44 | 22 | 12 | 10 | 11 | 6 | 5 |
| 2 to 3 months | 538 | 254 | 284 | 336 | 160 | 176 | 131 | 60 | 71 | 71 | 34 | 37 |
| 4 to 5 months | 1,076 | 564 | 512 | 504 | 274 | 230 | 452 | 229 | 223 | 120 | 61 | 59 |
| 6 months or more | 18,710 | 9,348 | 9,362 | 8,140 | 4,166 | 3,974 | 8,631 | 4,251 | 4,380 | 1,939 | 931 | 1,008 |
| New Jersey | 126,056 | 62,661 | 63,395 | 57,162 | 28,943 | 28,219 | 58,396 | 28,805 | 29,591 | 10,498 | 4,913 | 5,585 |
| 1 month or less | 379 | 174 | 205 | 261 | 118 | 143 | 75 | 35 | 40 | 43 | 21 | 22 |
| 2 to 3 months | 1,639 | 816 | 833 | 1,220 | 566 | 654 | 333 | 172 | 161 | 146 | 78 | 68 |
| 4 to 5 months | 2,847 | 1,502 | 1,345 | 1,873 | 987 | 886 | 758 | 388 | 370 | 216 | 127 | 89 |
| 6 months or more | 121,181 | 60,169 | 60,922 | 53,808 | 27,272 | 26,536 | 57,230 | 28,210 | 29,020 | 10,093 | 4,637 | 5,406 |
| New Mexico | 3,496 | 1,722 | 1,774 | 1,264 | 615 | 649 | 1,659 | 837 | 822 | 573 | 270 | 303 |
| 1 month or less | 51 | 22 | 29 | 27 | 13 | 14 | 16 | 6 | 10 | 8 | 3 | 5 |
| 2 to 3 months | 407 | 194 | 213 | 167 | 76 | 91 | 136 | 93 | 93 | 54 | 25 | 29 |
| 4 to 5 months | 474 | 239 | 235 | 180 | 94 | 86 | 214 | 107 | 107 | 80 | 38 | 42 |
| 6 months or more | 2,564 | 1,267 | 1,297 | 890 | 432 | 458 | 1,243 | 631 | 612 | 481 | 204 | 227 |
| New York | 519,481 | 258,968 | 260,513 | 221,509 | 111,463 | 110,046 | 244,835 | 122,796 | 122,039 | 53,137 | 24,709 | 28,428 |
| 1 month or less | 2,052 | 1,019 | 1,033 | 1,400 | 679 | 721 | 489 | 264 | 225 | 163 | 76 | 87 |
| 2 to 3 months | 6,406 | 3,231 | 3,175 | 4,436 | 2,146 | 2,290 | 1,203 | 647 | 556 | 767 | 438 | 329 |
| 4 to 5 months | 12,138 | 6,416 | 5,722 | 6,958 | 3,503 | 3,455 | 3,390 | 1,822 | 1,568 | 1,790 | 1,091 | 699 |
| 6 months or more | 493,885 | 243,302 | 250,583 | 208,715 | 105,135 | 103,580 | 239,753 | 120,063 | 119,690 | 50,417 | 23,104 | 27,313 |
| North Carolina | 1,526 | 729 | 797 | 443 | 231 | 217 | 722 | 335 | 387 | 356 | 163 | 193 |
| 1 month or less | 27 | 17 | 10 | 14 | 10 | 4 | 9 | 4 | 5 | 4 | 3 | 1 |
| 2 to 3 months | 223 | 111 | 112 | 61 | 31 | 30 | 97 | 51 | 46 | 65 | 29 | 36 |
| 4 to 5 months | 200 | 94 | 106 | 60 | 30 | 30 | 91 | 43 | 43 | 49 | 21 | 28 |
| 6 months or more | 1,076 | 507 | 569 | 313 | 160 | 153 | 525 | 237 | 288 | 288 | 110 | 128 |
| North Dakota | 37,966 | 19,191 | 18,775 | 12,639 | 6,389 | 6,250 | 19,641 | 9,886 | 9,755 | 5,686 | 2,916 | 2,770 |
| 1 month or less | 593 | 325 | 273 | 324 | 161 | 163 | 169 | 96 | 73 | 105 | 68 | 37 |
| 2 to 3 months | 4,142 | 2,214 | 1,928 | 1,674 | 859 | 815 | 1,637 | 855 | 782 | 331 | 500 | 331 |
| 4 to 5 months | 6,086 | 3,301 | 2,785 | 1,873 | 943 | 930 | 3,218 | 1,747 | 1,471 | 995 | 611 | 384 |
| 6 months or more | 27,140 | 13,351 | 13,789 | 8,768 | 4,426 | 4,342 | 14,617 | 7,188 | 7,429 | 3,755 | 1,737 | 2,018 |
| Ohio | 132,901 | 61,867 | 61,034 | 66,591 | 33,542 | 33,049 | 89,668 | 45,345 | 44,323 | 26,642 | 12,980 | 13,662 |
| 1 month or less | 742 | 325 | 417 | 404 | 189 | 215 | 155 | 64 | 91 | 183 | 72 | 111 |
| 2 to 3 months | 3,538 | 1,868 | 1,670 | 2,104 | 1,045 | 1,059 | 601 | 310 | 291 | 333 | 513 | 320 |
| 4 to 5 months | 6,045 | 3,442 | 2,603 | 1,730 | 861 | 869 | 2,261 | 1,265 | 996 | 2,054 | 1,316 | 738 |
| 6 months or more | 172,576 | 86,232 | 86,344 | 62,353 | 31,447 | 30,906 | 86,651 | 43,706 | 42,945 | 23,572 | 11,079 | 12,493 |
| Oklahoma | 8,669 | 4,488 | 4,181 | 2,478 | 1,265 | 1,213 | 4,269 | 2,205 | 2,064 | 1,922 | 1,018 | 904 |
| 1 month or less | 227 | 116 | 111 | 77 | 45 | 32 | 77 | 35 | 42 | 73 | 36 | 37 |
| 2 to 3 months | 1,733 | 932 | 801 | 566 | 298 | 268 | 735 | 417 | 368 | 432 | 267 | 165 |
| 4 to 5 months | 2,638 | 1,425 | 1,213 | 719 | 369 | 350 | 1,337 | 731 | 606 | 582 | 325 | 257 |
| 6 months or more | 4,021 | 1,965 | 2,056 | 1,116 | 553 | 563 | 2,070 | 1,022 | 1,048 | 835 | 390 | 445 |
| Oregon | 23,369 | 11,771 | 11,598 | 8,072 | 4,107 | 3,965 | 10,760 | 5,448 | 5,312 | 4,537 | 2,216 | 2,321 |
| 1 month or less | 232 | 122 | 110 | 114 | 64 | 50 | 65 | 28 | 37 | 53 | 30 | 23 |
| 2 to 3 months | 1,754 | 949 | 805 | 739 | 366 | 373 | 573 | 330 | 243 | 437 | 253 | 184 |
| 4 to 5 months | 2,437 | 1,259 | 1,178 | 846 | 406 | 440 | 1,038 | 531 | 507 | 553 | 322 | 231 |
| 6 months or more | 8,946 | 4,441 | 4,505 | 6,373 | 3,271 | 3,102 | 9,079 | 4,559 | 4,520 | 3,494 | 1,611 | 1,938 |

SCHOOL ATTENDANCE.

371

TABLE 44.—NATIVE WHITE PERSONS OF FOREIGN PARENTAGE ATTENDING SCHOOL DURING THE CENSUS YEAR, CLASSIFIED BY SEX, AGE PERIODS, AND MONTHS OF SCHOOL ATTENDANCE, BY STATES AND TERRITORIES: 1900—Continued.

| STATES, TERRITORIES, AND MONTHS OF SCHOOL ATTENDANCE. | ALL PERSONS. | | | UNDER 10 YEARS. | | | 10 TO 14 YEARS. | | | 15 YEARS AND OVER. | | |
|---|--------------|---------|-----------|-----------------|--------|-----------|-----------------|--------|-----------|--------------------|--------|-----------|
| | Total. | Males. | Fe-males. | Total. | Males. | Fe-males. | Total. | Males. | Fe-males. | Total. | Males. | Fe-males. |
| Pennsylvania..... | 236,323 | 140,674 | 145,649 | 121,752 | 61,655 | 60,097 | 135,178 | 65,827 | 69,351 | 29,333 | 13,192 | 16,201 |
| 1 month or less..... | 1,158 | 551 | 607 | 764 | 368 | 396 | 233 | 102 | 131 | 161 | 81 | 80 |
| 2 to 3 months..... | 4,933 | 2,485 | 2,498 | 2,989 | 1,493 | 1,496 | 1,232 | 605 | 627 | 762 | 387 | 375 |
| 4 to 5 months..... | 7,687 | 3,982 | 3,755 | 3,719 | 1,885 | 1,834 | 2,797 | 1,415 | 1,382 | 1,171 | 632 | 539 |
| 6 months or more..... | 272,495 | 133,706 | 138,789 | 114,280 | 57,909 | 56,371 | 130,916 | 63,705 | 67,211 | 27,299 | 12,092 | 15,207 |
| Rhode Island..... | 33,475 | 16,686 | 16,839 | 15,202 | 7,646 | 7,556 | 15,229 | 7,505 | 7,724 | 3,044 | 1,485 | 1,559 |
| 1 month or less..... | 169 | 81 | 88 | 122 | 57 | 65 | 33 | 16 | 17 | 14 | 8 | 6 |
| 2 to 3 months..... | 710 | 352 | 358 | 472 | 228 | 244 | 184 | 96 | 88 | 54 | 23 | 26 |
| 4 to 5 months..... | 717 | 351 | 366 | 377 | 181 | 196 | 265 | 136 | 129 | 75 | 34 | 41 |
| 6 months or more..... | 81,879 | 15,852 | 16,027 | 14,231 | 7,180 | 7,051 | 14,747 | 7,257 | 7,490 | 2,901 | 1,415 | 1,486 |
| South Carolina..... | 1,851 | 893 | 958 | 470 | 243 | 227 | 947 | 453 | 494 | 484 | 197 | 237 |
| 1 month or less..... | 12 | 6 | 6 | 9 | 5 | 4 | 2 | 1 | 1 | 1 | | 1 |
| 2 to 3 months..... | 82 | 43 | 39 | 14 | 7 | 7 | 43 | 25 | 18 | 25 | 11 | 14 |
| 4 to 5 months..... | 122 | 59 | 63 | 36 | 22 | 14 | 56 | 28 | 28 | 30 | 9 | 21 |
| 6 months or more..... | 1,635 | 785 | 850 | 411 | 209 | 202 | 846 | 399 | 447 | 373 | 177 | 201 |
| South Dakota..... | 47,895 | 24,745 | 23,150 | 15,047 | 7,733 | 7,314 | 23,439 | 12,065 | 11,374 | 9,409 | 4,947 | 4,462 |
| 1 month or less..... | 623 | 353 | 270 | 314 | 163 | 151 | 140 | 78 | 62 | 169 | 112 | 57 |
| 2 to 3 months..... | 4,772 | 2,625 | 2,147 | 1,708 | 832 | 876 | 1,733 | 927 | 806 | 1,331 | 866 | 465 |
| 4 to 5 months..... | 7,819 | 4,679 | 3,140 | 1,972 | 1,066 | 906 | 3,953 | 2,333 | 1,620 | 1,894 | 1,280 | 614 |
| 6 months or more..... | 34,681 | 17,088 | 17,593 | 11,053 | 5,672 | 5,381 | 17,613 | 8,727 | 8,886 | 6,015 | 2,689 | 3,326 |
| Tennessee..... | 7,229 | 3,458 | 3,771 | 2,027 | 1,005 | 1,022 | 3,563 | 1,737 | 1,826 | 1,639 | 716 | 923 |
| 1 month or less..... | 92 | 36 | 56 | 26 | 12 | 14 | 27 | 9 | 18 | 39 | 15 | 24 |
| 2 to 3 months..... | 519 | 263 | 256 | 156 | 73 | 83 | 232 | 121 | 111 | 131 | 69 | 62 |
| 4 to 5 months..... | 980 | 463 | 467 | 267 | 132 | 135 | 435 | 222 | 213 | 228 | 109 | 119 |
| 6 months or more..... | 5,688 | 2,696 | 2,992 | 1,578 | 788 | 790 | 2,869 | 1,385 | 1,484 | 1,241 | 523 | 718 |
| Texas..... | 50,146 | 25,144 | 25,002 | 11,086 | 5,614 | 5,472 | 30,469 | 15,314 | 15,155 | 8,591 | 4,216 | 4,375 |
| 1 month or less..... | 479 | 241 | 238 | 150 | 72 | 78 | 214 | 109 | 105 | 115 | 60 | 55 |
| 2 to 3 months..... | 4,183 | 2,233 | 1,950 | 1,020 | 537 | 483 | 2,299 | 1,208 | 1,091 | 864 | 488 | 376 |
| 4 to 5 months..... | 9,364 | 4,767 | 4,607 | 1,796 | 905 | 891 | 5,921 | 2,994 | 2,927 | 1,647 | 858 | 789 |
| 6 months or more..... | 36,120 | 17,913 | 18,207 | 8,120 | 4,100 | 4,020 | 22,035 | 11,003 | 11,032 | 5,965 | 2,810 | 3,155 |
| Utah..... | 33,663 | 16,831 | 16,832 | 9,617 | 4,936 | 4,681 | 16,046 | 8,040 | 8,006 | 8,000 | 3,855 | 4,145 |
| 1 month or less..... | 285 | 143 | 142 | 100 | 52 | 48 | 77 | 39 | 38 | 108 | 52 | 56 |
| 2 to 3 months..... | 1,759 | 937 | 822 | 541 | 271 | 270 | 518 | 280 | 238 | 700 | 386 | 314 |
| 4 to 5 months..... | 3,437 | 1,838 | 1,599 | 816 | 409 | 407 | 1,542 | 869 | 673 | 1,079 | 620 | 459 |
| 6 months or more..... | 23,182 | 13,353 | 14,329 | 8,160 | 4,204 | 3,956 | 13,909 | 6,852 | 7,057 | 6,113 | 2,797 | 3,316 |
| Vermont..... | 15,326 | 7,668 | 7,658 | 5,713 | 2,859 | 2,859 | 7,319 | 3,737 | 3,582 | 2,289 | 1,072 | 1,217 |
| 1 month or less..... | 87 | 33 | 49 | 75 | 32 | 43 | 8 | 4 | 4 | 4 | 2 | 2 |
| 2 to 3 months..... | 458 | 223 | 230 | 270 | 121 | 149 | 95 | 50 | 45 | 93 | 57 | 36 |
| 4 to 5 months..... | 627 | 345 | 282 | 247 | 134 | 113 | 223 | 119 | 104 | 157 | 92 | 65 |
| 6 months or more..... | 14,154 | 7,057 | 7,097 | 5,126 | 2,572 | 2,554 | 6,993 | 3,564 | 3,429 | 2,035 | 921 | 1,114 |
| Virginia..... | 5,445 | 2,666 | 2,779 | 1,663 | 847 | 816 | 2,742 | 1,337 | 1,405 | 1,040 | 482 | 558 |
| 1 month or less..... | 40 | 17 | 23 | 16 | 7 | 9 | 18 | 7 | 11 | 6 | 3 | 3 |
| 2 to 3 months..... | 241 | 137 | 104 | 101 | 57 | 44 | 90 | 46 | 44 | 50 | 34 | 16 |
| 4 to 5 months..... | 793 | 403 | 390 | 261 | 133 | 128 | 379 | 199 | 180 | 153 | 71 | 32 |
| 6 months or more..... | 4,371 | 2,109 | 2,262 | 1,285 | 650 | 635 | 2,255 | 1,085 | 1,170 | 831 | 374 | 457 |
| Washington..... | 37,874 | 18,760 | 19,114 | 14,951 | 7,603 | 7,348 | 16,521 | 8,164 | 8,357 | 6,402 | 2,993 | 3,409 |
| 1 month or less..... | 301 | 153 | 148 | 191 | 101 | 90 | 52 | 17 | 35 | 58 | 35 | 23 |
| 2 to 3 months..... | 2,815 | 1,535 | 1,280 | 1,302 | 651 | 641 | 957 | 533 | 424 | 556 | 341 | 215 |
| 4 to 5 months..... | 3,587 | 1,876 | 1,711 | 1,359 | 699 | 690 | 1,463 | 765 | 698 | 765 | 442 | 323 |
| 6 months or more..... | 31,171 | 15,196 | 15,975 | 12,099 | 6,172 | 5,927 | 14,049 | 6,849 | 7,200 | 5,023 | 2,175 | 2,848 |
| West Virginia..... | 7,372 | 3,633 | 3,734 | 2,221 | 1,115 | 1,106 | 3,595 | 1,799 | 1,796 | 1,556 | 724 | 832 |
| 1 month or less..... | 72 | 34 | 38 | 24 | 8 | 16 | 25 | 15 | 10 | 23 | 11 | 12 |
| 2 to 3 months..... | 340 | 160 | 180 | 120 | 57 | 63 | 117 | 51 | 66 | 103 | 52 | 51 |
| 4 to 5 months..... | 2,071 | 1,030 | 1,041 | 533 | 232 | 301 | 992 | 501 | 491 | 496 | 247 | 249 |
| 6 months or more..... | 4,889 | 2,414 | 2,475 | 1,494 | 768 | 726 | 2,461 | 1,232 | 1,229 | 934 | 414 | 520 |
| Wisconsin..... | 243,082 | 125,333 | 122,744 | 93,092 | 46,952 | 46,140 | 122,154 | 61,695 | 60,459 | 32,836 | 16,691 | 16,145 |
| 1 month or less..... | 2,061 | 1,000 | 1,061 | 1,304 | 595 | 709 | 413 | 209 | 204 | 344 | 196 | 148 |
| 2 to 3 months..... | 11,663 | 6,209 | 5,454 | 6,017 | 2,950 | 3,067 | 3,449 | 1,834 | 1,565 | 2,197 | 1,375 | 822 |
| 4 to 5 months..... | 18,177 | 10,262 | 7,915 | 5,961 | 2,944 | 3,017 | 8,342 | 4,731 | 3,561 | 3,874 | 2,537 | 1,337 |
| 6 months or more..... | 216,181 | 107,867 | 108,314 | 79,810 | 40,463 | 39,347 | 109,950 | 54,821 | 55,129 | 26,421 | 12,533 | 13,338 |
| Wyoming..... | 5,523 | 2,757 | 2,766 | 1,984 | 977 | 1,007 | 2,530 | 1,296 | 1,234 | 1,009 | 484 | 526 |
| 1 month or less..... | 71 | 37 | 34 | 33 | 15 | 18 | 16 | 10 | 6 | 22 | 12 | 10 |
| 2 to 3 months..... | 513 | 286 | 227 | 195 | 105 | 90 | 210 | 123 | 87 | 108 | 58 | 50 |
| 4 to 5 months..... | 432 | 232 | 200 | 139 | 64 | 75 | 202 | 114 | 88 | 91 | 54 | 37 |
| 6 months or more..... | 4,507 | 2,202 | 2,305 | 1,617 | 793 | 824 | 2,102 | 1,049 | 1,053 | 788 | 360 | 428 |

STATISTICS OF POPULATION.

TABLE 45.—FOREIGN WHITE PERSONS ATTENDING SCHOOL DURING THE CENSUS YEAR, CLASSIFIED BY SEX, AGE PERIODS, AND MONTHS OF SCHOOL ATTENDANCE, BY STATES AND TERRITORIES: 1900.

| STATES, TERRITORIES, AND MONTHS OF SCHOOL ATTENDANCE. | ALL PERSONS. | | | UNDER 10 YEARS. | | | 10 TO 14 YEARS. | | | 15 YEARS AND OVER. | | |
|---|--------------|--------|-----------|-----------------|--------|-----------|-----------------|--------|-----------|--------------------|--------|-----------|
| | Total. | Males. | Fe-males. | Total. | Males. | Fe-males. | Total. | Males. | Fe-males. | Total. | Males. | Fe-males. |
| Alabama | 424 | 219 | 205 | 64 | 35 | 29 | 243 | 127 | 116 | 117 | 57 | 60 |
| 1 month or less | 1 | 1 | | | | | 1 | 1 | | | | |
| 2 to 3 months | 38 | 19 | 19 | 3 | 3 | | 20 | 9 | 11 | 15 | 7 | 8 |
| 4 to 5 months | 44 | 17 | 27 | 6 | 3 | 3 | 29 | 12 | 17 | 9 | 2 | 7 |
| 6 months or more | 341 | 182 | 159 | 55 | 29 | 26 | 193 | 105 | 88 | 98 | 48 | 45 |
| Alaska | 68 | 37 | 26 | 24 | 15 | 9 | 33 | 19 | 14 | 6 | 3 | 2 |
| 1 month or less | 11 | 5 | 6 | 7 | 3 | 4 | 4 | 2 | 2 | | | |
| 2 to 3 months | 13 | 11 | 2 | 6 | 5 | 1 | 7 | 6 | 1 | | | |
| 4 to 5 months | 6 | 3 | 3 | 3 | 1 | 2 | 3 | 2 | 1 | | | |
| 6 months or more | 38 | 18 | 15 | 8 | 6 | 2 | 19 | 9 | 10 | 6 | 3 | 3 |
| Arizona | 809 | 414 | 395 | 190 | 105 | 85 | 476 | 243 | 233 | 143 | 66 | 77 |
| 1 month or less | 19 | 12 | 7 | 6 | 4 | 2 | 10 | 7 | 3 | 3 | 1 | 2 |
| 2 to 3 months | 76 | 42 | 34 | 18 | 13 | 5 | 41 | 21 | 20 | 17 | 8 | 9 |
| 4 to 5 months | 138 | 72 | 66 | 28 | 16 | 12 | 83 | 45 | 38 | 27 | 11 | 16 |
| 6 months or more | 576 | 288 | 288 | 138 | 72 | 66 | 342 | 170 | 172 | 96 | 46 | 50 |
| Arkansas | 359 | 187 | 172 | 80 | 40 | 40 | 171 | 89 | 82 | 108 | 58 | 50 |
| 1 month or less | 7 | 4 | 3 | 2 | 1 | 1 | 2 | 1 | 1 | 3 | 2 | 1 |
| 2 to 3 months | 59 | 32 | 27 | 9 | 3 | 6 | 23 | 13 | 10 | 27 | 16 | 11 |
| 4 to 5 months | 59 | 32 | 27 | 9 | 5 | 4 | 33 | 18 | 15 | 17 | 9 | 8 |
| 6 months or more | 234 | 119 | 115 | 60 | 31 | 29 | 113 | 57 | 56 | 61 | 31 | 30 |
| California | 8,214 | 3,994 | 4,220 | 1,415 | 708 | 707 | 4,248 | 2,105 | 2,143 | 2,551 | 1,181 | 1,370 |
| 1 month or less | 50 | 21 | 29 | 13 | 5 | 8 | 16 | 7 | 9 | 21 | 9 | 12 |
| 2 to 3 months | 176 | 84 | 92 | 39 | 18 | 21 | 69 | 37 | 32 | 68 | 29 | 39 |
| 4 to 5 months | 259 | 140 | 119 | 57 | 35 | 22 | 108 | 57 | 51 | 94 | 48 | 46 |
| 6 months or more | 7,729 | 3,749 | 3,980 | 1,306 | 650 | 656 | 4,055 | 2,004 | 2,051 | 2,368 | 1,095 | 1,278 |
| Colorado | 2,915 | 1,483 | 1,432 | 510 | 263 | 247 | 1,875 | 828 | 747 | 830 | 392 | 438 |
| 1 month or less | 24 | 8 | 16 | 6 | 5 | 1 | 9 | 2 | 7 | 9 | 1 | 8 |
| 2 to 3 months | 126 | 73 | 53 | 20 | 12 | 8 | 59 | 30 | 29 | 47 | 31 | 16 |
| 4 to 5 months | 281 | 119 | 112 | 28 | 14 | 14 | 128 | 64 | 64 | 75 | 41 | 34 |
| 6 months or more | 2,584 | 1,288 | 1,251 | 456 | 232 | 224 | 1,879 | 732 | 647 | 699 | 319 | 380 |
| Connecticut | 9,958 | 5,062 | 4,896 | 2,662 | 1,305 | 1,357 | 6,067 | 3,105 | 2,962 | 1,229 | 652 | 577 |
| 1 month or less | 43 | 24 | 19 | 18 | 9 | 9 | 18 | 13 | 5 | 7 | 2 | 5 |
| 2 to 3 months | 145 | 71 | 74 | 59 | 29 | 30 | 69 | 32 | 37 | 17 | 10 | 7 |
| 4 to 5 months | 174 | 92 | 82 | 53 | 27 | 26 | 97 | 52 | 45 | 24 | 13 | 11 |
| 6 months or more | 9,596 | 4,875 | 4,721 | 2,532 | 1,240 | 1,292 | 5,883 | 3,008 | 2,875 | 1,181 | 627 | 554 |
| Delaware | 386 | 180 | 206 | 78 | 36 | 42 | 242 | 129 | 113 | 66 | 15 | 51 |
| 1 month or less | 7 | 4 | 3 | 1 | 1 | | 4 | 3 | 1 | 2 | | 2 |
| 2 to 3 months | 13 | 7 | 6 | 3 | 3 | 2 | 8 | 5 | 3 | 2 | 1 | 1 |
| 4 to 5 months | 18 | 10 | 8 | 4 | 4 | 2 | 11 | 6 | 5 | 4 | 2 | 2 |
| 6 months or more | 366 | 169 | 197 | 74 | 34 | 40 | 230 | 121 | 109 | 62 | 14 | 48 |
| District of Columbia | 525 | 270 | 255 | 85 | 40 | 45 | 258 | 124 | 134 | 132 | 106 | 76 |
| 1 month or less | 2 | | 2 | | | | 1 | | 1 | 1 | | 1 |
| 2 to 3 months | 2 | 1 | 1 | 1 | 1 | | 1 | | 1 | | | |
| 4 to 5 months | 10 | 5 | 5 | 4 | 3 | 1 | 6 | 2 | 4 | | | |
| 6 months or more | 511 | 264 | 247 | 80 | 36 | 44 | 250 | 122 | 128 | 181 | 106 | 75 |
| Florida | 765 | 374 | 391 | 157 | 74 | 83 | 433 | 223 | 210 | 175 | 77 | 98 |
| 1 month or less | 3 | 3 | | 1 | 1 | | 2 | 2 | | | | |
| 2 to 3 months | 20 | 12 | 8 | 3 | 1 | 2 | 9 | 5 | 4 | 8 | 6 | 2 |
| 4 to 5 months | 67 | 33 | 34 | 19 | 10 | 9 | 35 | 19 | 16 | 13 | 4 | 9 |
| 6 months or more | 675 | 326 | 349 | 134 | 62 | 72 | 387 | 197 | 190 | 154 | 67 | 87 |
| Georgia | 459 | 229 | 230 | 77 | 43 | 34 | 269 | 131 | 138 | 113 | 55 | 58 |
| 1 month or less | 1 | 1 | | | | | | | | 1 | 1 | |
| 2 to 3 months | 11 | 7 | 4 | 1 | 1 | | 6 | 2 | 4 | 4 | 4 | |
| 4 to 5 months | 32 | 10 | 22 | 6 | 3 | 3 | 19 | 3 | 16 | 7 | 4 | 3 |
| 6 months or more | 415 | 211 | 204 | 70 | 39 | 31 | 244 | 126 | 118 | 101 | 46 | 55 |
| Hawaii | 417 | 231 | 186 | 156 | 76 | 80 | 213 | 124 | 89 | 48 | 31 | 17 |
| 1 month or less | | | | | | | | | | | | |
| 2 to 3 months | 10 | 5 | 5 | 5 | 1 | 4 | 4 | 3 | 1 | 1 | 1 | |
| 4 to 5 months | 23 | 8 | 15 | 11 | 4 | 7 | 11 | 3 | 8 | 1 | 1 | |
| 6 months or more | 384 | 218 | 166 | 140 | 71 | 69 | 198 | 118 | 80 | 46 | 29 | 17 |
| Idaho | 705 | 392 | 313 | 102 | 51 | 51 | 343 | 197 | 146 | 260 | 144 | 116 |
| 1 month or less | 17 | 12 | 5 | 4 | 3 | 1 | 5 | 1 | 4 | 8 | 8 | |
| 2 to 3 months | 150 | 87 | 63 | 13 | 7 | 6 | 71 | 39 | 32 | 66 | 41 | 25 |
| 4 to 5 months | 117 | 71 | 46 | 17 | 11 | 6 | 53 | 32 | 21 | 47 | 28 | 19 |
| 6 months or more | 421 | 222 | 199 | 68 | 30 | 38 | 214 | 125 | 89 | 139 | 67 | 72 |

SCHOOL ATTENDANCE.

TABLE 45.—FOREIGN WHITE PERSONS ATTENDING SCHOOL DURING THE CENSUS YEAR, CLASSIFIED BY SEX, AGE PERIODS, AND MONTHS OF SCHOOL ATTENDANCE, BY STATES AND TERRITORIES: 1900—Continued.

| STATES, TERRITORIES, AND MONTHS OF SCHOOL ATTENDANCE. | ALL PERSONS. | | | UNDER 10 YEARS. | | | 10 TO 14 YEARS. | | | 15 YEARS AND OVER. | | |
|---|--------------|--------|-----------|-----------------|--------|-----------|-----------------|--------|-----------|--------------------|--------|-----------|
| | Total. | Males. | Fe-males. | Total. | Males. | Fe-males. | Total. | Males. | Fe-males. | Total. | Males. | Fe-males. |
| Illinois | 31,148 | 15,963 | 15,185 | 6,358 | 3,247 | 3,111 | 19,643 | 10,166 | 9,477 | 5,147 | 2,550 | 2,597 |
| 1 month or less | 168 | 79 | 89 | 39 | 19 | 20 | 58 | 26 | 32 | 71 | 34 | 37 |
| 2 to 3 months | 438 | 300 | 188 | 118 | 72 | 46 | 205 | 110 | 95 | 165 | 118 | 47 |
| 4 to 5 months | 849 | 504 | 345 | 151 | 83 | 68 | 443 | 245 | 203 | 250 | 176 | 74 |
| 6 months or more | 29,643 | 15,080 | 14,563 | 6,050 | 3,073 | 2,977 | 18,382 | 9,785 | 9,147 | 4,661 | 2,222 | 2,439 |
| Indiana | 3,639 | 1,880 | 1,759 | 722 | 365 | 357 | 2,185 | 1,089 | 1,096 | 732 | 426 | 306 |
| 1 month or less | 21 | 8 | 13 | | | | 10 | 3 | 7 | 11 | 5 | 6 |
| 2 to 3 months | 64 | 37 | 27 | 19 | 10 | 11 | 20 | 12 | 8 | 25 | 17 | 8 |
| 4 to 5 months | 119 | 64 | 55 | 18 | 8 | 8 | 57 | 25 | 32 | 44 | 29 | 15 |
| 6 months or more | 3,435 | 1,771 | 1,664 | 685 | 347 | 338 | 2,098 | 1,049 | 1,049 | 682 | 375 | 277 |
| Indian Territory | 185 | 66 | 69 | 26 | 15 | 11 | 87 | 40 | 47 | 22 | 11 | 11 |
| 1 month or less | 2 | 1 | | | | | 1 | 1 | | | | |
| 2 to 3 months | 22 | 11 | 11 | 6 | 4 | 2 | 13 | 5 | 8 | 3 | 2 | 1 |
| 4 to 5 months | 21 | 14 | 7 | 4 | 3 | 1 | 12 | 8 | 4 | 5 | 3 | 2 |
| 6 months or more | 91 | 40 | 51 | 16 | 8 | 8 | 61 | 26 | 35 | 14 | 6 | 8 |
| Iowa | 8,375 | 4,399 | 3,976 | 1,523 | 748 | 775 | 4,638 | 2,392 | 2,246 | 2,214 | 1,259 | 955 |
| 1 month or less | 63 | 40 | 23 | 17 | 10 | 7 | 11 | 5 | 6 | 35 | 25 | 10 |
| 2 to 3 months | 550 | 336 | 164 | 17 | 34 | 23 | 210 | 135 | 75 | 233 | 217 | 66 |
| 4 to 5 months | 1,022 | 690 | 332 | 86 | 37 | 49 | 497 | 331 | 166 | 439 | 322 | 117 |
| 6 months or more | 6,740 | 3,233 | 3,457 | 1,363 | 667 | 696 | 3,920 | 1,921 | 1,999 | 1,457 | 695 | 762 |
| Kansas | 3,945 | 2,034 | 1,911 | 640 | 323 | 317 | 2,010 | 1,015 | 995 | 1,295 | 696 | 599 |
| 1 month or less | 59 | 37 | 22 | 7 | 1 | 6 | 12 | 6 | 6 | 40 | 30 | 10 |
| 2 to 3 months | 434 | 274 | 160 | 56 | 27 | 29 | 172 | 99 | 73 | 206 | 143 | 58 |
| 4 to 5 months | 601 | 347 | 254 | 80 | 42 | 38 | 296 | 171 | 125 | 225 | 134 | 91 |
| 6 months or more | 2,851 | 1,376 | 1,475 | 497 | 253 | 244 | 1,580 | 789 | 791 | 824 | 384 | 440 |
| Kentucky | 365 | 393 | 412 | 124 | 58 | 66 | 465 | 219 | 246 | 216 | 116 | 100 |
| 1 month or less | 4 | 1 | 3 | | | | | | | 4 | 1 | 3 |
| 2 to 3 months | 24 | 13 | 11 | 3 | 2 | 1 | 8 | 5 | 3 | 13 | 6 | 7 |
| 4 to 5 months | 137 | 67 | 70 | 14 | 6 | 8 | 73 | 29 | 44 | 50 | 32 | 18 |
| 6 months or more | 640 | 312 | 328 | 107 | 50 | 57 | 384 | 185 | 199 | 149 | 77 | 72 |
| Louisiana | 923 | 517 | 406 | 182 | 98 | 84 | 585 | 336 | 249 | 156 | 83 | 73 |
| 1 month or less | 11 | 4 | 7 | 3 | 1 | 2 | 6 | 3 | 3 | 2 | | 2 |
| 2 to 3 months | 56 | 31 | 25 | 8 | 3 | 5 | 38 | 22 | 16 | 10 | 6 | 4 |
| 4 to 5 months | 56 | 28 | 28 | 7 | 4 | 3 | 38 | 20 | 18 | 11 | 4 | 7 |
| 6 months or more | 800 | 454 | 346 | 164 | 90 | 74 | 503 | 291 | 212 | 133 | 73 | 60 |
| Maine | 5,924 | 3,002 | 2,922 | 1,577 | 789 | 788 | 3,320 | 1,708 | 1,612 | 1,027 | 505 | 522 |
| 1 month or less | 79 | 37 | 42 | 34 | 20 | 14 | 13 | 6 | 12 | 27 | 11 | 16 |
| 2 to 3 months | 255 | 151 | 124 | 91 | 41 | 50 | 108 | 50 | 58 | 56 | 40 | 16 |
| 4 to 5 months | 482 | 245 | 237 | 125 | 55 | 70 | 265 | 140 | 125 | 92 | 50 | 42 |
| 6 months or more | 5,108 | 2,589 | 2,519 | 1,327 | 673 | 654 | 2,929 | 1,512 | 1,417 | 852 | 404 | 448 |
| Maryland | 2,976 | 1,566 | 1,410 | 654 | 304 | 350 | 1,774 | 916 | 858 | 543 | 346 | 202 |
| 1 month or less | 15 | 8 | 7 | 1 | 1 | | 5 | 2 | 3 | 9 | 5 | 4 |
| 2 to 3 months | 45 | 22 | 23 | 11 | 2 | 9 | 23 | 13 | 10 | 11 | 7 | 4 |
| 4 to 5 months | 65 | 33 | 32 | 12 | 6 | 6 | 43 | 20 | 23 | 10 | 7 | 3 |
| 6 months or more | 2,851 | 1,503 | 1,348 | 630 | 295 | 335 | 1,703 | 881 | 822 | 518 | 327 | 191 |
| Massachusetts | 41,021 | 20,204 | 20,817 | 10,618 | 5,284 | 5,334 | 24,649 | 12,182 | 12,467 | 5,754 | 2,738 | 3,016 |
| 1 month or less | 279 | 155 | 124 | 100 | 58 | 42 | 126 | 66 | 60 | 53 | 31 | 22 |
| 2 to 3 months | 753 | 377 | 331 | 325 | 169 | 156 | 339 | 159 | 180 | 94 | 49 | 45 |
| 4 to 5 months | 705 | 393 | 367 | 253 | 133 | 125 | 321 | 152 | 169 | 126 | 53 | 73 |
| 6 months or more | 39,279 | 19,334 | 19,945 | 9,935 | 4,924 | 5,011 | 23,863 | 11,805 | 12,058 | 5,481 | 2,605 | 2,876 |
| Michigan | 23,481 | 11,970 | 11,511 | 4,714 | 2,415 | 2,299 | 13,922 | 7,109 | 6,813 | 4,845 | 2,446 | 2,399 |
| 1 month or less | 183 | 94 | 94 | 60 | 27 | 33 | 78 | 37 | 41 | 50 | 30 | 20 |
| 2 to 3 months | 390 | 474 | 416 | 223 | 114 | 114 | 405 | 224 | 181 | 257 | 136 | 121 |
| 4 to 5 months | 1,268 | 727 | 541 | 219 | 117 | 102 | 705 | 393 | 312 | 344 | 217 | 127 |
| 6 months or more | 21,135 | 10,675 | 10,460 | 4,207 | 2,157 | 2,050 | 12,734 | 6,455 | 6,279 | 4,194 | 2,063 | 2,131 |
| Minnesota | 17,732 | 9,393 | 8,339 | 3,011 | 1,491 | 1,520 | 10,071 | 5,221 | 4,850 | 4,650 | 2,681 | 1,969 |
| 1 month or less | 258 | 154 | 104 | 51 | 22 | 29 | 103 | 57 | 46 | 104 | 75 | 29 |
| 2 to 3 months | 1,886 | 1,036 | 800 | 293 | 152 | 141 | 1,012 | 542 | 470 | 581 | 392 | 189 |
| 4 to 5 months | 2,703 | 1,531 | 1,172 | 407 | 190 | 217 | 1,553 | 850 | 703 | 743 | 491 | 252 |
| 6 months or more | 12,885 | 6,622 | 6,263 | 2,260 | 1,127 | 1,133 | 7,403 | 3,772 | 3,631 | 3,222 | 1,723 | 1,499 |
| Mississippi | 182 | 97 | 85 | 31 | 13 | 18 | 88 | 43 | 45 | 63 | 41 | 22 |
| 1 month or less | 16 | 6 | 10 | 9 | 2 | 7 | 6 | 3 | 3 | 1 | 1 | |
| 2 to 3 months | 14 | 7 | 7 | 4 | 2 | 2 | 6 | 3 | 3 | 4 | 2 | 2 |
| 4 to 5 months | 25 | 17 | 8 | 3 | 2 | 1 | 16 | 11 | 5 | 6 | 4 | 2 |
| 6 months or more | 127 | 67 | 60 | 15 | 7 | 8 | 60 | 26 | 34 | 52 | 34 | 18 |

TABLE 45.—FOREIGN WHITE PERSONS ATTENDING SCHOOL DURING THE CENSUS YEAR, CLASSIFIED BY SEX, AGE PERIODS, AND MONTHS OF SCHOOL ATTENDANCE, BY STATES AND TERRITORIES: 1900—Continued.

| STATES, TERRITORIES, AND MONTHS OF SCHOOL ATTENDANCE. | ALL PERSONS. | | | UNDER 10 YEARS. | | | 10 TO 14 YEARS. | | | 15 YEARS AND OVER. | | |
|---|--------------|--------|---------------|-----------------|--------|---------------|-----------------|--------|---------------|--------------------|--------|---------------|
| | Total. | Males. | Fe- males. | Total. | Males. | Fe- males. | Total. | Males. | Fe- males. | Total. | Males. | Fe- males. |
| Missouri | 4,492 | 2,536 | 2,156 | 901 | 430 | 471 | 2,524 | 1,303 | 1,221 | 1,067 | 608 | 464 |
| 1 month or less | 38 | 20 | 18 | 2 | 2 | | 6 | 2 | 4 | 30 | 16 | 14 |
| 2 to 3 months | 163 | 95 | 68 | 33 | 18 | 15 | 77 | 44 | 33 | 53 | 33 | 20 |
| 4 to 5 months | 172 | 98 | 74 | 23 | 12 | 11 | 75 | 39 | 36 | 74 | 47 | 27 |
| 6 months or more | 4,119 | 2,123 | 1,986 | 843 | 398 | 445 | 2,366 | 1,218 | 1,143 | 910 | 507 | 408 |
| Montana | 2,205 | 1,096 | 1,109 | 417 | 227 | 190 | 1,179 | 576 | 603 | 609 | 293 | 316 |
| 1 month or less | 33 | 18 | 15 | 8 | 4 | 4 | 16 | 9 | 7 | 9 | 5 | 4 |
| 2 to 3 months | 150 | 78 | 72 | 45 | 28 | 17 | 60 | 28 | 32 | 45 | 22 | 23 |
| 4 to 5 months | 140 | 69 | 71 | 28 | 12 | 16 | 62 | 26 | 36 | 50 | 31 | 19 |
| 6 months or more | 1,882 | 931 | 951 | 336 | 183 | 153 | 1,041 | 513 | 528 | 505 | 285 | 270 |
| Nebraska | 6,248 | 3,429 | 2,819 | 850 | 466 | 384 | 3,800 | 1,708 | 1,592 | 2,098 | 1,255 | 843 |
| 1 month or less | 122 | 70 | 52 | 7 | 3 | 4 | 23 | 11 | 12 | 92 | 56 | 36 |
| 2 to 3 months | 334 | 54 | 291 | 62 | 31 | 31 | 233 | 160 | 128 | 488 | 356 | 132 |
| 4 to 5 months | 819 | 506 | 313 | 80 | 51 | 29 | 418 | 241 | 177 | 321 | 214 | 107 |
| 6 months or more | 4,489 | 2,306 | 2,183 | 701 | 381 | 320 | 2,571 | 1,296 | 1,275 | 1,197 | 629 | 568 |
| Nevada | 79 | 46 | 33 | 11 | 8 | 3 | 51 | 28 | 23 | 17 | 10 | 7 |
| 1 month or less | | | | | | | | | | | | |
| 2 to 3 months | 2 | 1 | 1 | | | | 1 | | 1 | 1 | 1 | |
| 4 to 5 months | 8 | 5 | 3 | 1 | 1 | | 4 | 3 | 1 | 3 | 1 | 2 |
| 6 months or more | 69 | 40 | 29 | 10 | 7 | 3 | 46 | 25 | 21 | 13 | 8 | 5 |
| New Hampshire | 5,375 | 2,748 | 2,627 | 1,568 | 808 | 765 | 3,149 | 1,596 | 1,553 | 658 | 349 | 309 |
| 1 month or less | 52 | 17 | 35 | 27 | 8 | 19 | 20 | 7 | 13 | 5 | 2 | 3 |
| 2 to 3 months | 188 | 96 | 92 | 75 | 40 | 35 | 81 | 38 | 43 | 32 | 18 | 14 |
| 4 to 5 months | 267 | 126 | 141 | 80 | 38 | 42 | 146 | 69 | 77 | 41 | 19 | 22 |
| 6 months or more | 4,868 | 2,509 | 2,359 | 1,386 | 717 | 669 | 2,902 | 1,482 | 1,420 | 580 | 310 | 270 |
| New Jersey | 15,732 | 7,972 | 7,760 | 4,271 | 2,105 | 2,166 | 9,670 | 4,898 | 4,772 | 1,791 | 969 | 822 |
| 1 month or less | 81 | 52 | 29 | 30 | 18 | 12 | 37 | 23 | 14 | 14 | 11 | 3 |
| 2 to 3 months | 255 | 141 | 114 | 104 | 54 | 50 | 118 | 65 | 53 | 33 | 22 | 11 |
| 4 to 5 months | 370 | 192 | 178 | 145 | 63 | 82 | 187 | 107 | 80 | 38 | 22 | 16 |
| 6 months or more | 15,026 | 7,587 | 7,439 | 3,992 | 1,970 | 2,022 | 9,328 | 4,703 | 4,625 | 1,706 | 914 | 792 |
| New Mexico | 536 | 282 | 254 | 122 | 68 | 54 | 313 | 160 | 153 | 101 | 54 | 47 |
| 1 month or less | 6 | 5 | 1 | 1 | | 1 | 4 | 4 | | 1 | 1 | |
| 2 to 3 months | 101 | 59 | 42 | 28 | 18 | 10 | 55 | 29 | 26 | 18 | 12 | 6 |
| 4 to 5 months | 83 | 41 | 42 | 19 | 12 | 7 | 46 | 20 | 26 | 18 | 9 | 9 |
| 6 months or more | 346 | 177 | 169 | 74 | 38 | 36 | 208 | 107 | 101 | 64 | 32 | 32 |
| New York | 82,344 | 42,374 | 39,970 | 21,068 | 10,529 | 10,539 | 50,725 | 26,172 | 24,553 | 10,551 | 5,678 | 4,878 |
| 1 month or less | 529 | 288 | 241 | 201 | 107 | 94 | 250 | 133 | 117 | 78 | 48 | 30 |
| 2 to 3 months | 1,197 | 588 | 609 | 496 | 219 | 277 | 523 | 270 | 253 | 178 | 99 | 79 |
| 4 to 5 months | 2,156 | 1,116 | 1,040 | 824 | 386 | 438 | 1,054 | 562 | 492 | 278 | 163 | 110 |
| 6 months or more | 78,462 | 40,382 | 38,080 | 19,547 | 9,817 | 9,730 | 48,898 | 25,207 | 23,691 | 10,017 | 5,358 | 4,659 |
| North Carolina | 186 | 91 | 95 | 20 | 10 | 10 | 103 | 43 | 60 | 63 | 33 | 25 |
| 1 month or less | | | | | | | | | | | | |
| 2 to 3 months | 17 | 9 | 8 | 1 | 1 | | 8 | 4 | 4 | 8 | 4 | 4 |
| 4 to 5 months | 19 | 14 | 5 | 1 | 1 | | 10 | 7 | 3 | 8 | 6 | 2 |
| 6 months or more | 150 | 68 | 82 | 18 | 8 | 10 | 85 | 32 | 53 | 47 | 23 | 19 |
| North Dakota | 6,657 | 3,523 | 3,129 | 1,170 | 608 | 562 | 3,478 | 1,815 | 1,663 | 2,009 | 1,105 | 904 |
| 1 month or less | 202 | 119 | 83 | 34 | 20 | 14 | 89 | 47 | 42 | 79 | 52 | 27 |
| 2 to 3 months | 1,394 | 805 | 589 | 248 | 126 | 122 | 675 | 376 | 299 | 471 | 303 | 168 |
| 4 to 5 months | 1,355 | 782 | 573 | 195 | 109 | 86 | 766 | 418 | 348 | 394 | 255 | 139 |
| 6 months or more | 3,706 | 1,822 | 1,884 | 698 | 353 | 340 | 1,948 | 974 | 974 | 1,065 | 495 | 570 |
| Ohio | 13,735 | 7,075 | 6,660 | 2,821 | 1,439 | 1,382 | 8,624 | 4,355 | 4,269 | 2,290 | 1,281 | 1,009 |
| 1 month or less | 64 | 34 | 30 | 15 | 7 | 8 | 32 | 18 | 14 | 17 | 9 | 8 |
| 2 to 3 months | 207 | 100 | 107 | 84 | 37 | 47 | 69 | 24 | 45 | 54 | 39 | 15 |
| 4 to 5 months | 379 | 226 | 153 | 78 | 45 | 33 | 189 | 104 | 85 | 112 | 77 | 85 |
| 6 months or more | 13,085 | 6,715 | 6,370 | 2,644 | 1,350 | 1,294 | 8,334 | 4,209 | 4,125 | 2,107 | 1,156 | 951 |
| Oklahoma | 621 | 331 | 290 | 77 | 33 | 44 | 311 | 160 | 151 | 233 | 133 | 95 |
| 1 month or less | 23 | 17 | 6 | 2 | | 2 | 9 | 6 | 3 | 12 | 11 | 1 |
| 2 to 3 months | 182 | 91 | 91 | 25 | 9 | 16 | 90 | 43 | 47 | 67 | 39 | 28 |
| 4 to 5 months | 192 | 108 | 84 | 25 | 14 | 11 | 105 | 56 | 49 | 62 | 35 | 24 |
| 6 months or more | 224 | 115 | 109 | 25 | 10 | 15 | 107 | 55 | 52 | 92 | 50 | 42 |
| Oregon | 2,011 | 996 | 1,015 | 277 | 137 | 140 | 1,085 | 550 | 535 | 649 | 309 | 340 |
| 1 month or less | 20 | 12 | 8 | 2 | 1 | 1 | 7 | 5 | 2 | 11 | 6 | 5 |
| 2 to 3 months | 136 | 74 | 62 | 18 | 8 | 10 | 53 | 28 | 25 | 65 | 38 | 27 |
| 4 to 5 months | 183 | 103 | 80 | 29 | 16 | 13 | 84 | 45 | 39 | 70 | 42 | 28 |
| 6 months or more | 1,672 | 807 | 865 | 228 | 112 | 116 | 941 | 472 | 469 | 503 | 223 | 280 |

SCHOOL ATTENDANCE.

TABLE 45.—FOREIGN WHITE PERSONS ATTENDING SCHOOL DURING THE CENSUS YEAR, CLASSIFIED BY SEX, AGE PERIODS, AND MONTHS OF SCHOOL ATTENDANCE, BY STATES AND TERRITORIES: 1900—Continued.

| STATES, TERRITORIES, AND MONTHS OF SCHOOL ATTENDANCE. | ALL PERSONS. | | | UNDER 10 YEARS. | | | 10 TO 14 YEARS. | | | 15 YEARS AND OVER. | | |
|---|--------------|--------|-----------|-----------------|--------|-----------|-----------------|--------|-----------|--------------------|--------|-----------|
| | Total. | Males. | Fe-males. | Total. | Males. | Fe-males. | Total. | Males. | Fe-males. | Total. | Males. | Fe-males. |
| Pennsylvania | 31,794 | 15,820 | 15,974 | 8,126 | 4,106 | 4,020 | 19,502 | 9,622 | 9,880 | 4,166 | 2,092 | 2,074 |
| 1 month or less | 178 | 84 | 94 | 59 | 23 | 36 | 77 | 35 | 42 | 42 | 26 | 16 |
| 2 to 3 months | 783 | 405 | 378 | 251 | 117 | 134 | 337 | 208 | 179 | 145 | 80 | 65 |
| 4 to 5 months | 1,061 | 526 | 535 | 299 | 140 | 159 | 580 | 286 | 294 | 182 | 100 | 82 |
| 6 months or more | 29,772 | 14,805 | 14,967 | 7,517 | 3,826 | 3,691 | 18,458 | 9,093 | 9,365 | 3,797 | 1,836 | 1,911 |
| Rhode Island | 6,602 | 3,337 | 3,265 | 2,000 | 1,032 | 968 | 3,974 | 1,961 | 2,013 | 628 | 344 | 284 |
| 1 month or less | 44 | 19 | 25 | 15 | 5 | 10 | 27 | 12 | 15 | 2 | 2 | — |
| 2 to 3 months | 192 | 97 | 95 | 59 | 31 | 28 | 109 | 53 | 56 | 24 | 13 | 11 |
| 4 to 5 months | 254 | 132 | 122 | 66 | 30 | 36 | 154 | 85 | 69 | 34 | 17 | 17 |
| 6 months or more | 6,112 | 3,089 | 3,023 | 1,860 | 966 | 894 | 3,684 | 1,811 | 1,873 | 568 | 312 | 256 |
| South Carolina | 111 | 55 | 56 | 12 | 2 | 10 | 61 | 31 | 30 | 38 | 22 | 16 |
| 1 month or less | 1 | 1 | — | — | — | — | 1 | 1 | — | — | — | — |
| 2 to 3 months | 6 | 2 | 4 | — | — | — | 6 | 2 | 4 | — | — | — |
| 4 to 5 months | 4 | 1 | 3 | 1 | — | 1 | 3 | 1 | 2 | — | — | — |
| 6 months or more | 100 | 51 | 49 | 11 | 2 | 9 | 51 | 27 | 24 | 38 | 22 | 16 |
| South Dakota | 4,043 | 2,223 | 1,820 | 544 | 279 | 265 | 2,091 | 1,105 | 986 | 1,408 | 839 | 569 |
| 1 month or less | 88 | 49 | 39 | 12 | 4 | 8 | 42 | 19 | 23 | 34 | 26 | 8 |
| 2 to 3 months | 719 | 426 | 293 | 77 | 44 | 33 | 352 | 195 | 157 | 290 | 187 | 103 |
| 4 to 5 months | 817 | 481 | 336 | 88 | 47 | 41 | 432 | 230 | 202 | 297 | 204 | 93 |
| 6 months or more | 2,419 | 1,267 | 1,152 | 367 | 184 | 183 | 1,265 | 661 | 604 | 787 | 422 | 365 |
| Tennessee | 530 | 267 | 263 | 117 | 60 | 57 | 273 | 141 | 132 | 140 | 66 | 74 |
| 1 month or less | 5 | 1 | 4 | — | — | — | 4 | 1 | 3 | 1 | — | 1 |
| 2 to 3 months | 28 | 12 | 16 | 4 | 1 | 3 | 15 | 7 | 8 | 9 | 4 | 5 |
| 4 to 5 months | 43 | 21 | 22 | 7 | 3 | 4 | 25 | 16 | 9 | 11 | 2 | 9 |
| 6 months or more | 454 | 233 | 221 | 106 | 56 | 50 | 229 | 117 | 112 | 119 | 60 | 59 |
| Texas | 5,877 | 2,937 | 2,940 | 954 | 481 | 473 | 3,622 | 1,856 | 1,766 | 1,301 | 600 | 701 |
| 1 month or less | 86 | 47 | 39 | 6 | 2 | 4 | 48 | 30 | 18 | 32 | 15 | 17 |
| 2 to 3 months | 690 | 333 | 307 | 123 | 66 | 57 | 408 | 224 | 184 | 159 | 98 | 66 |
| 4 to 5 months | 940 | 453 | 487 | 143 | 80 | 63 | 610 | 283 | 327 | 182 | 90 | 92 |
| 6 months or more | 4,161 | 2,054 | 2,107 | 677 | 333 | 344 | 2,556 | 1,319 | 1,237 | 928 | 402 | 526 |
| Utah | 1,962 | 926 | 1,036 | 317 | 139 | 178 | 1,117 | 533 | 584 | 523 | 254 | 274 |
| 1 month or less | 18 | 10 | 8 | 3 | 2 | 1 | 10 | 6 | 4 | 5 | 2 | 3 |
| 2 to 3 months | 109 | 59 | 50 | 15 | 7 | 8 | 51 | 29 | 22 | 43 | 23 | 20 |
| 4 to 5 months | 190 | 98 | 92 | 27 | 14 | 13 | 102 | 56 | 46 | 61 | 28 | 33 |
| 6 months or more | 1,645 | 759 | 886 | 272 | 116 | 156 | 954 | 442 | 512 | 419 | 201 | 218 |
| Vermont | 2,491 | 1,298 | 1,193 | 650 | 338 | 312 | 1,409 | 733 | 676 | 432 | 227 | 205 |
| 1 month or less | 18 | 8 | 10 | 12 | 4 | 8 | 5 | 3 | 2 | 1 | 1 | — |
| 2 to 3 months | 75 | 41 | 34 | 28 | 14 | 14 | 23 | 9 | 14 | 24 | 18 | 6 |
| 4 to 5 months | 86 | 50 | 36 | 32 | 20 | 12 | 34 | 20 | 14 | 20 | 10 | 10 |
| 6 months or more | 2,312 | 1,199 | 1,113 | 578 | 300 | 278 | 1,347 | 701 | 646 | 387 | 198 | 189 |
| Virginia | 523 | 263 | 265 | 86 | 40 | 46 | 304 | 150 | 154 | 133 | 73 | 65 |
| 1 month or less | 2 | 1 | 1 | 1 | — | 1 | 1 | 1 | — | — | — | — |
| 2 to 3 months | 23 | 11 | 12 | 5 | 2 | 3 | 13 | 8 | 5 | 5 | 1 | 4 |
| 4 to 5 months | 75 | 44 | 31 | 13 | 7 | 6 | 45 | 25 | 20 | 17 | 12 | 5 |
| 6 months or more | 423 | 207 | 221 | 67 | 31 | 36 | 245 | 116 | 129 | 116 | 60 | 56 |
| Washington | 4,195 | 2,104 | 2,091 | 653 | 342 | 311 | 2,278 | 1,149 | 1,129 | 1,264 | 613 | 651 |
| 1 month or less | 51 | 31 | 20 | 6 | 5 | 1 | 19 | 13 | 6 | 26 | 13 | 13 |
| 2 to 3 months | 353 | 207 | 151 | 59 | 34 | 25 | 153 | 90 | 63 | 146 | 83 | 63 |
| 4 to 5 months | 420 | 235 | 185 | 62 | 34 | 28 | 209 | 116 | 93 | 149 | 85 | 64 |
| 6 months or more | 3,366 | 1,631 | 1,735 | 526 | 269 | 257 | 1,897 | 930 | 967 | 943 | 432 | 511 |
| West Virginia | 521 | 251 | 270 | 106 | 61 | 45 | 320 | 149 | 171 | 95 | 41 | 54 |
| 1 month or less | 15 | 7 | 8 | 2 | 1 | 1 | 6 | 3 | 3 | 7 | 3 | 4 |
| 2 to 3 months | 37 | 20 | 17 | 10 | 5 | 5 | 19 | 12 | 7 | 8 | 3 | 5 |
| 4 to 5 months | 123 | 46 | 77 | 23 | 12 | 11 | 77 | 26 | 51 | 23 | 8 | 15 |
| 6 months or more | 346 | 178 | 168 | 71 | 43 | 28 | 218 | 108 | 110 | 57 | 27 | 30 |
| Wisconsin | 16,080 | 8,302 | 7,778 | 3,402 | 1,729 | 1,673 | 10,002 | 5,091 | 4,911 | 2,676 | 1,482 | 1,194 |
| 1 month or less | 116 | 59 | 57 | 41 | 18 | 23 | 42 | 21 | 21 | 33 | 20 | 13 |
| 2 to 3 months | 593 | 325 | 268 | 116 | 56 | 60 | 288 | 147 | 141 | 189 | 122 | 67 |
| 4 to 5 months | 994 | 564 | 430 | 171 | 86 | 85 | 568 | 322 | 246 | 255 | 156 | 99 |
| 6 months or more | 14,377 | 7,354 | 7,023 | 3,074 | 1,569 | 1,505 | 9,104 | 4,601 | 4,503 | 2,199 | 1,184 | 1,015 |
| Wyoming | 429 | 199 | 230 | 75 | 36 | 39 | 253 | 109 | 144 | 101 | 54 | 47 |
| 1 month or less | 4 | 2 | 2 | 1 | 1 | — | 2 | 1 | 1 | 1 | — | 1 |
| 2 to 3 months | 37 | 17 | 20 | 3 | 2 | 1 | 19 | 6 | 13 | 15 | 9 | 6 |
| 4 to 5 months | 46 | 24 | 22 | 7 | 4 | 3 | 20 | 6 | 14 | 19 | 14 | 5 |
| 6 months or more | 342 | 156 | 186 | 64 | 29 | 35 | 212 | 96 | 116 | 66 | 31 | 35 |

STATISTICS OF POPULATION.

TABLE 46.—COLORED PERSONS¹ ATTENDING SCHOOL DURING THE CENSUS YEAR, CLASSIFIED BY SEX, AGE PERIODS, AND MONTHS OF SCHOOL ATTENDANCE, BY STATES AND TERRITORIES: 1900.

| STATES, TERRITORIES, AND MONTHS OF SCHOOL ATTENDANCE. | ALL PERSONS. | | | UNDER 10 YEARS. | | | 10 TO 14 YEARS. | | | 15 YEARS AND OVER. | | |
|---|--------------|--------|---------------|-----------------|--------|---------------|-----------------|--------|---------------|--------------------|--------|---------------|
| | Total. | Males. | Fe- males. | Total. | Males. | Fe- males. | Total. | Males. | Fe- males. | Total. | Males. | Fe- males. |
| Alabama..... | 78,549 | 35,958 | 42,591 | 16,385 | 8,041 | 8,344 | 43,810 | 20,343 | 23,467 | 18,354 | 7,574 | 10,780 |
| 1 month or less..... | 5,807 | 2,980 | 2,827 | 1,240 | 633 | 607 | 2,973 | 1,541 | 1,432 | 1,594 | 806 | 788 |
| 2 to 3 months..... | 36,692 | 17,098 | 19,594 | 7,238 | 3,572 | 3,666 | 20,630 | 9,747 | 10,883 | 8,824 | 3,779 | 5,045 |
| 4 to 5 months..... | 16,958 | 7,639 | 9,319 | 3,698 | 1,837 | 1,861 | 9,581 | 4,345 | 5,236 | 3,679 | 1,457 | 2,222 |
| 6 months or more..... | 19,092 | 8,241 | 10,851 | 4,209 | 1,999 | 2,210 | 10,626 | 4,710 | 5,916 | 4,257 | 1,532 | 2,725 |
| Alaska..... | 1,961 | 1,085 | 876 | 747 | 407 | 340 | 768 | 411 | 357 | 446 | 267 | 179 |
| 1 month or less..... | 78 | 39 | 39 | 35 | 19 | 16 | 25 | 12 | 13 | 18 | 8 | 10 |
| 2 to 3 months..... | 265 | 156 | 129 | 122 | 55 | 67 | 117 | 74 | 43 | 46 | 27 | 19 |
| 4 to 5 months..... | 347 | 188 | 159 | 145 | 73 | 72 | 148 | 81 | 67 | 54 | 34 | 20 |
| 6 months or more..... | 1,251 | 702 | 549 | 445 | 260 | 185 | 478 | 244 | 234 | 328 | 198 | 130 |
| Arizona..... | 3,044 | 1,699 | 1,345 | 881 | 442 | 389 | 1,255 | 661 | 594 | 958 | 596 | 362 |
| 1 month or less..... | 2 | 2 | | | | | | | | 2 | 2 | |
| 2 to 3 months..... | 50 | 31 | 19 | 21 | 11 | 10 | 19 | 12 | 7 | 10 | 8 | 2 |
| 4 to 5 months..... | 105 | 64 | 41 | 43 | 26 | 17 | 37 | 24 | 13 | 25 | 14 | 11 |
| 6 months or more..... | 2,887 | 1,602 | 1,285 | 767 | 405 | 362 | 1,199 | 625 | 574 | 921 | 572 | 349 |
| Arkansas..... | 50,386 | 23,684 | 26,702 | 12,807 | 6,217 | 6,590 | 25,424 | 12,214 | 13,210 | 12,155 | 5,253 | 6,902 |
| 1 month or less..... | 4,394 | 2,216 | 2,178 | 1,274 | 639 | 635 | 1,945 | 997 | 948 | 1,175 | 580 | 595 |
| 2 to 3 months..... | 28,688 | 13,680 | 15,008 | 7,022 | 3,435 | 3,587 | 14,567 | 7,049 | 7,513 | 7,099 | 3,196 | 3,903 |
| 4 to 5 months..... | 8,132 | 3,832 | 4,300 | 2,135 | 1,058 | 1,077 | 4,110 | 2,012 | 2,098 | 1,887 | 762 | 1,125 |
| 6 months or more..... | 9,172 | 3,956 | 5,216 | 2,376 | 1,085 | 1,291 | 4,802 | 2,156 | 2,646 | 1,994 | 715 | 1,279 |
| California..... | 5,092 | 2,786 | 2,306 | 1,626 | 876 | 750 | 2,146 | 1,107 | 1,039 | 1,320 | 808 | 517 |
| 1 month or less..... | 55 | 28 | 27 | 18 | 8 | 10 | 18 | 8 | 10 | 19 | 12 | 7 |
| 2 to 3 months..... | 179 | 98 | 86 | 75 | 39 | 36 | 57 | 27 | 30 | 47 | 27 | 20 |
| 4 to 5 months..... | 319 | 190 | 129 | 116 | 69 | 47 | 123 | 65 | 58 | 80 | 56 | 24 |
| 6 months or more..... | 4,539 | 2,475 | 2,064 | 1,417 | 760 | 657 | 1,948 | 1,007 | 941 | 1,174 | 703 | 466 |
| Colorado..... | 1,462 | 733 | 729 | 401 | 191 | 210 | 691 | 355 | 336 | 370 | 187 | 183 |
| 1 month or less..... | 8 | 3 | 5 | 2 | 1 | 1 | 4 | 1 | 3 | 2 | 1 | 1 |
| 2 to 3 months..... | 69 | 41 | 28 | 21 | 10 | 11 | 25 | 14 | 11 | 23 | 17 | 6 |
| 4 to 5 months..... | 37 | 16 | 21 | 14 | 5 | 9 | 14 | 8 | 6 | 9 | 3 | 6 |
| 6 months or more..... | 1,348 | 673 | 675 | 364 | 175 | 189 | 648 | 332 | 316 | 336 | 166 | 170 |
| Connecticut..... | 2,096 | 1,054 | 1,042 | 781 | 379 | 402 | 1,036 | 521 | 515 | 279 | 154 | 125 |
| 1 month or less..... | 8 | 3 | 5 | 7 | 3 | 4 | | | | 1 | | 1 |
| 2 to 3 months..... | 43 | 17 | 26 | 23 | 6 | 17 | 13 | 6 | 7 | 7 | 5 | 2 |
| 4 to 5 months..... | 52 | 23 | 29 | 21 | 11 | 10 | 25 | 10 | 15 | 6 | 2 | 4 |
| 6 months or more..... | 1,993 | 1,011 | 982 | 780 | 359 | 371 | 998 | 505 | 493 | 265 | 147 | 118 |
| Delaware..... | 3,885 | 1,947 | 1,938 | 1,166 | 593 | 573 | 2,121 | 1,042 | 1,079 | 598 | 312 | 286 |
| 1 month or less..... | 68 | 34 | 34 | 37 | 19 | 18 | 17 | 8 | 9 | 14 | 7 | 7 |
| 2 to 3 months..... | 518 | 276 | 242 | 153 | 67 | 86 | 256 | 126 | 130 | 109 | 83 | 26 |
| 4 to 5 months..... | 600 | 316 | 284 | 179 | 94 | 85 | 315 | 167 | 148 | 106 | 55 | 51 |
| 6 months or more..... | 2,699 | 1,321 | 1,378 | 797 | 413 | 384 | 1,533 | 741 | 792 | 369 | 167 | 202 |
| District of Columbia..... | 11,382 | 4,977 | 6,405 | 2,895 | 1,333 | 1,562 | 5,882 | 2,667 | 3,215 | 2,605 | 977 | 1,628 |
| 1 month or less..... | 40 | 21 | 19 | 13 | 9 | 4 | 18 | 9 | 9 | 9 | 3 | 6 |
| 2 to 3 months..... | 120 | 65 | 55 | 51 | 30 | 21 | 41 | 23 | 18 | 28 | 12 | 16 |
| 4 to 5 months..... | 258 | 137 | 121 | 111 | 61 | 50 | 106 | 59 | 47 | 41 | 17 | 24 |
| 6 months or more..... | 10,964 | 4,754 | 6,210 | 2,720 | 1,233 | 1,487 | 5,717 | 2,576 | 3,141 | 2,527 | 945 | 1,582 |
| Florida..... | 31,188 | 14,559 | 16,629 | 8,925 | 4,325 | 4,600 | 16,439 | 7,890 | 8,549 | 5,824 | 2,344 | 3,480 |
| 1 month or less..... | 981 | 458 | 473 | 291 | 143 | 148 | 403 | 207 | 196 | 237 | 108 | 129 |
| 2 to 3 months..... | 6,838 | 3,296 | 3,542 | 1,946 | 956 | 990 | 3,469 | 1,691 | 1,778 | 1,423 | 649 | 774 |
| 4 to 5 months..... | 14,996 | 7,048 | 7,948 | 4,501 | 2,182 | 2,319 | 8,009 | 3,858 | 4,151 | 2,466 | 1,008 | 1,478 |
| 6 months or more..... | 8,423 | 3,757 | 4,666 | 2,187 | 1,044 | 1,143 | 4,558 | 2,184 | 2,424 | 1,678 | 579 | 1,099 |
| Georgia..... | 110,591 | 49,613 | 60,978 | 33,299 | 16,274 | 17,025 | 61,292 | 27,727 | 33,565 | 16,000 | 5,612 | 10,388 |
| 1 month or less..... | 7,013 | 3,508 | 3,505 | 2,468 | 1,233 | 1,230 | 3,401 | 1,781 | 1,620 | 1,149 | 544 | 605 |
| 2 to 3 months..... | 36,491 | 16,856 | 19,635 | 11,708 | 5,782 | 5,926 | 19,875 | 9,802 | 10,073 | 4,908 | 1,772 | 3,136 |
| 4 to 5 months..... | 32,917 | 14,414 | 18,503 | 10,184 | 4,908 | 5,276 | 18,834 | 8,290 | 10,544 | 3,949 | 1,216 | 2,733 |
| 6 months or more..... | 34,170 | 14,835 | 19,335 | 8,994 | 4,351 | 4,643 | 19,182 | 8,404 | 10,778 | 5,994 | 2,080 | 3,914 |
| Hawaii..... | 2,301 | 1,402 | 899 | 1,205 | 673 | 532 | 819 | 510 | 309 | 277 | 219 | 58 |
| 1 month or less..... | 20 | 11 | 9 | 16 | 9 | 7 | 3 | 2 | 1 | 1 | 1 | 1 |
| 2 to 3 months..... | 93 | 52 | 41 | 71 | 38 | 33 | 16 | 9 | 7 | 6 | 5 | 1 |
| 4 to 5 months..... | 216 | 128 | 88 | 139 | 70 | 59 | 61 | 40 | 21 | 26 | 18 | 8 |
| 6 months or more..... | 1,972 | 1,211 | 701 | 989 | 556 | 433 | 739 | 459 | 280 | 244 | 136 | 45 |
| Idaho..... | 426 | 220 | 206 | 144 | 69 | 75 | 198 | 105 | 93 | 84 | 46 | 38 |
| 1 month or less..... | 2 | 1 | 1 | | | | 1 | | 1 | 1 | 1 | |
| 2 to 3 months..... | 19 | 8 | 11 | 3 | | 3 | 11 | 6 | 5 | 5 | 2 | 3 |
| 4 to 5 months..... | 20 | 18 | 2 | 4 | 3 | 1 | 12 | 12 | 4 | 4 | 3 | 1 |
| 6 months or more..... | 385 | 193 | 192 | 137 | 66 | 71 | 174 | 87 | 87 | 74 | 40 | 34 |

¹ Persons of negro descent, Chinese, Japanese, and Indians.

SCHOOL ATTENDANCE.

TABLE 46.—COLORED PERSONS¹ ATTENDING SCHOOL DURING THE CENSUS YEAR, CLASSIFIED BY SEX, AGE PERIODS, AND MONTHS OF SCHOOL ATTENDANCE, BY STATES AND TERRITORIES: 1900—Continued.

| STATES, TERRITORIES, AND MONTHS OF SCHOOL ATTENDANCE. | ALL PERSONS. | | | UNDER 10 YEARS. | | | 10 TO 14 YEARS. | | | 15 YEARS AND OVER. | | |
|---|--------------|--------|-----------|-----------------|--------|-----------|-----------------|--------|-----------|--------------------|--------|-----------|
| | Total. | Males. | Fe-males. | Total. | Males. | Fe-males. | Total. | Males. | Fe-males. | Total. | Males. | Fe-males. |
| Illinois | 11,555 | 5,406 | 6,149 | 3,553 | 1,723 | 1,830 | 5,765 | 2,725 | 3,040 | 2,237 | 958 | 1,279 |
| 1 month or less | 120 | 59 | 61 | 45 | 20 | 25 | 51 | 27 | 24 | 24 | 12 | 12 |
| 2 to 3 months | 699 | 346 | 353 | 252 | 126 | 126 | 295 | 133 | 157 | 152 | 82 | 70 |
| 4 to 5 months | 940 | 476 | 464 | 314 | 154 | 160 | 419 | 210 | 209 | 207 | 112 | 95 |
| 6 months or more | 9,796 | 4,525 | 5,271 | 2,942 | 1,423 | 1,519 | 5,000 | 2,350 | 2,650 | 1,854 | 752 | 1,102 |
| Indiana | 9,860 | 4,704 | 5,156 | 3,055 | 1,479 | 1,576 | 5,033 | 2,470 | 2,563 | 1,767 | 755 | 1,012 |
| 1 month or less | 101 | 44 | 57 | 43 | 18 | 25 | 27 | 16 | 11 | 31 | 10 | 21 |
| 2 to 3 months | 367 | 197 | 170 | 152 | 79 | 73 | 150 | 82 | 68 | 65 | 36 | 29 |
| 4 to 5 months | 531 | 285 | 246 | 170 | 84 | 86 | 254 | 147 | 107 | 107 | 54 | 53 |
| 6 months or more | 3,861 | 4,178 | 4,633 | 2,690 | 1,298 | 1,392 | 4,607 | 2,225 | 2,382 | 1,564 | 655 | 909 |
| Indian Territory | 12,278 | 5,960 | 6,318 | 3,122 | 1,548 | 1,574 | 6,211 | 2,965 | 3,246 | 2,945 | 1,447 | 1,498 |
| 1 month or less | 472 | 224 | 248 | 152 | 69 | 83 | 223 | 101 | 122 | 97 | 54 | 43 |
| 2 to 3 months | 2,584 | 1,316 | 1,268 | 795 | 395 | 400 | 1,259 | 654 | 605 | 530 | 267 | 263 |
| 4 to 5 months | 2,504 | 1,253 | 1,251 | 694 | 361 | 333 | 1,246 | 599 | 647 | 564 | 293 | 271 |
| 6 months or more | 6,718 | 3,167 | 3,551 | 1,481 | 723 | 758 | 3,483 | 1,611 | 1,872 | 1,754 | 833 | 921 |
| Iowa | 2,150 | 1,004 | 1,146 | 706 | 338 | 368 | 1,015 | 501 | 514 | 429 | 165 | 264 |
| 1 month or less | 16 | 6 | 10 | 6 | 2 | 4 | 8 | 3 | 5 | 2 | 1 | 1 |
| 2 to 3 months | 84 | 51 | 33 | 39 | 22 | 17 | 39 | 9 | 8 | 28 | 20 | 8 |
| 4 to 5 months | 137 | 55 | 82 | 30 | 9 | 21 | 61 | 27 | 34 | 46 | 19 | 27 |
| 6 months or more | 1,313 | 892 | 1,021 | 631 | 305 | 326 | 929 | 462 | 467 | 353 | 125 | 223 |
| Kansas | 11,349 | 5,537 | 5,812 | 3,062 | 1,575 | 1,487 | 5,569 | 2,789 | 2,780 | 2,718 | 1,173 | 1,545 |
| 1 month or less | 189 | 87 | 52 | 53 | 37 | 16 | 50 | 29 | 21 | 86 | 21 | 15 |
| 2 to 3 months | 598 | 321 | 277 | 286 | 118 | 118 | 207 | 117 | 90 | 155 | 86 | 69 |
| 4 to 5 months | 930 | 496 | 434 | 298 | 156 | 142 | 427 | 228 | 199 | 205 | 112 | 93 |
| 6 months or more | 9,682 | 4,633 | 5,049 | 2,475 | 1,264 | 1,211 | 4,885 | 2,415 | 2,470 | 2,322 | 954 | 1,363 |
| Kentucky | 41,561 | 19,370 | 22,191 | 9,824 | 4,837 | 4,987 | 22,605 | 10,769 | 11,836 | 9,132 | 3,764 | 5,368 |
| 1 month or less | 1,154 | 610 | 544 | 325 | 159 | 166 | 497 | 271 | 226 | 332 | 180 | 152 |
| 2 to 3 months | 7,081 | 3,653 | 3,428 | 1,851 | 910 | 941 | 3,585 | 1,874 | 1,661 | 1,695 | 869 | 826 |
| 4 to 5 months | 17,788 | 8,270 | 9,518 | 4,058 | 2,029 | 2,029 | 10,153 | 4,817 | 5,336 | 3,577 | 1,424 | 2,153 |
| 6 months or more | 15,538 | 6,837 | 8,701 | 3,590 | 1,739 | 1,851 | 8,420 | 3,807 | 4,613 | 3,523 | 1,291 | 2,237 |
| Louisiana | 48,724 | 23,098 | 25,626 | 12,900 | 6,485 | 6,415 | 23,763 | 13,750 | 15,013 | 7,061 | 2,863 | 4,198 |
| 1 month or less | 2,145 | 1,075 | 1,070 | 638 | 323 | 315 | 1,135 | 555 | 580 | 372 | 192 | 180 |
| 2 to 3 months | 17,236 | 8,158 | 9,078 | 4,874 | 2,451 | 2,423 | 9,740 | 4,626 | 5,114 | 2,622 | 1,091 | 1,531 |
| 4 to 5 months | 3,169 | 1,537 | 1,632 | 2,180 | 1,123 | 1,057 | 4,876 | 2,300 | 2,576 | 1,113 | 414 | 699 |
| 6 months or more | 21,174 | 10,018 | 11,156 | 5,208 | 2,583 | 2,625 | 13,012 | 6,269 | 6,743 | 2,954 | 1,166 | 1,788 |
| Maine | 364 | 180 | 184 | 142 | 69 | 73 | 154 | 74 | 80 | 68 | 37 | 31 |
| 1 month or less | 2 | | 2 | 2 | | 2 | | | | | | |
| 2 to 3 months | 28 | 15 | 13 | 12 | 5 | 7 | 9 | 5 | 4 | 7 | 5 | 2 |
| 4 to 5 months | 19 | 6 | 13 | 10 | 5 | 5 | 4 | 1 | 3 | 5 | | 5 |
| 6 months or more | 315 | 159 | 156 | 113 | 59 | 59 | 141 | 68 | 73 | 56 | 32 | 24 |
| Maryland | 29,863 | 14,140 | 15,723 | 8,390 | 4,346 | 4,044 | 16,858 | 8,008 | 8,850 | 4,115 | 1,786 | 2,329 |
| 1 month or less | 200 | 112 | 88 | 77 | 34 | 43 | 85 | 52 | 33 | 33 | 26 | 12 |
| 2 to 3 months | 1,361 | 1,045 | 816 | 529 | 270 | 259 | 923 | 513 | 410 | 409 | 262 | 147 |
| 4 to 5 months | 2,700 | 1,437 | 1,263 | 765 | 399 | 366 | 1,498 | 801 | 397 | 437 | 237 | 200 |
| 6 months or more | 25,102 | 11,546 | 13,556 | 7,519 | 3,643 | 3,876 | 14,852 | 6,642 | 7,710 | 3,231 | 1,261 | 1,970 |
| Massachusetts | 4,417 | 2,110 | 2,307 | 1,621 | 782 | 839 | 2,037 | 964 | 1,073 | 759 | 364 | 395 |
| 1 month or less | 14 | 3 | 11 | 7 | 2 | 5 | 5 | 1 | 4 | 2 | | 2 |
| 2 to 3 months | 56 | 32 | 24 | 23 | 12 | 16 | 15 | 11 | 4 | 13 | 9 | 4 |
| 4 to 5 months | 64 | 31 | 33 | 30 | 15 | 15 | 21 | 8 | 13 | 13 | 8 | 5 |
| 6 months or more | 4,283 | 2,044 | 2,239 | 1,556 | 753 | 803 | 1,996 | 944 | 1,052 | 731 | 347 | 384 |
| Michigan | 3,688 | 1,806 | 1,882 | 1,124 | 539 | 585 | 1,370 | 626 | 744 | 694 | 341 | 353 |
| 1 month or less | 36 | 18 | 18 | 16 | 6 | 10 | 14 | 8 | 6 | 6 | 4 | 2 |
| 2 to 3 months | 196 | 88 | 108 | 86 | 36 | 50 | 76 | 34 | 42 | 34 | 13 | 16 |
| 4 to 5 months | 274 | 141 | 133 | 79 | 35 | 41 | 127 | 60 | 67 | 68 | 43 | 25 |
| 6 months or more | 3,182 | 1,559 | 1,623 | 943 | 459 | 484 | 1,653 | 824 | 329 | 586 | 276 | 310 |
| Minnesota | 1,702 | 809 | 893 | 540 | 240 | 300 | 779 | 394 | 385 | 383 | 175 | 208 |
| 1 month or less | 9 | 6 | 3 | 2 | 1 | 1 | 6 | 4 | 2 | 1 | 1 | |
| 2 to 3 months | 49 | 29 | 20 | 17 | 10 | 7 | 23 | 13 | 10 | 9 | 6 | 3 |
| 4 to 5 months | 53 | 23 | 30 | 19 | 7 | 12 | 25 | 11 | 14 | 9 | 5 | 4 |
| 6 months or more | 1,591 | 751 | 840 | 502 | 222 | 280 | 725 | 366 | 359 | 364 | 163 | 201 |
| Mississippi | 125,897 | 59,670 | 66,227 | 37,365 | 18,397 | 18,968 | 62,301 | 29,869 | 32,432 | 26,231 | 11,404 | 14,827 |
| 1 month or less | 8,740 | 4,520 | 4,220 | 3,009 | 1,503 | 1,506 | 3,651 | 1,917 | 1,734 | 2,080 | 1,100 | 980 |
| 2 to 3 months | 43,368 | 21,413 | 21,955 | 12,333 | 6,123 | 6,210 | 20,891 | 10,526 | 10,365 | 10,139 | 4,759 | 5,380 |
| 4 to 5 months | 52,928 | 24,483 | 28,445 | 15,970 | 7,796 | 8,174 | 26,903 | 12,598 | 14,305 | 10,055 | 4,089 | 5,966 |
| 6 months or more | 20,861 | 9,254 | 11,607 | 6,043 | 2,970 | 3,073 | 10,856 | 4,828 | 6,023 | 3,957 | 1,456 | 2,501 |

¹ Persons of negro descent, Chinese, Japanese, and Indians.

STATISTICS OF POPULATION.

TABLE 46.—COLORED PERSONS¹ ATTENDING SCHOOL DURING THE CENSUS YEAR, CLASSIFIED BY SEX, AGE PERIODS, AND MONTHS OF SCHOOL ATTENDANCE, BY STATES AND TERRITORIES: 1900—Continued.

| STATES, TERRITORIES, AND MONTHS OF SCHOOL ATTENDANCE. | ALL PERSONS. | | | UNDER 10 YEARS. | | | 10 TO 14 YEARS. | | | 15 YEARS AND OVER. | | |
|---|--------------|--------|---------------|-----------------|--------|---------------|-----------------|--------|---------------|--------------------|--------|---------------|
| | Total. | Males. | Fe- males. | Total. | Males. | Fe- males. | Total. | Males. | Fe- males. | Total. | Males. | Fe- males. |
| Missouri | 24,812 | 11,703 | 13,109 | 7,049 | 3,462 | 3,587 | 12,706 | 6,084 | 6,672 | 5,057 | 2,207 | 2,850 |
| 1 month or less | 462 | 260 | 202 | 179 | 101 | 78 | 156 | 89 | 67 | 127 | 70 | 57 |
| 2 to 3 months | 2,286 | 1,162 | 1,124 | 674 | 334 | 340 | 1,073 | 537 | 536 | 539 | 291 | 248 |
| 4 to 5 months | 3,083 | 1,544 | 1,539 | 817 | 406 | 411 | 1,541 | 770 | 771 | 725 | 368 | 357 |
| 6 months or more | 18,981 | 8,787 | 10,244 | 5,379 | 2,621 | 2,758 | 9,936 | 4,638 | 5,298 | 3,666 | 1,478 | 2,188 |
| Montana | 1,818 | 928 | 895 | 526 | 246 | 280 | 867 | 438 | 429 | 425 | 239 | 186 |
| 1 month or less | 16 | 5 | 11 | 7 | 2 | 5 | 8 | 2 | 6 | 1 | 1 | 8 |
| 2 to 3 months | 49 | 24 | 25 | 17 | 8 | 9 | 14 | 6 | 8 | 18 | 10 | 8 |
| 4 to 5 months | 65 | 36 | 29 | 26 | 15 | 11 | 27 | 18 | 14 | 12 | 8 | 4 |
| 6 months or more | 1,688 | 858 | 830 | 476 | 221 | 255 | 818 | 417 | 401 | 394 | 220 | 174 |
| Nebraska | 1,789 | 895 | 894 | 516 | 245 | 271 | 772 | 379 | 393 | 501 | 271 | 230 |
| 1 month or less | 15 | 7 | 8 | 6 | 3 | 3 | 4 | 4 | 4 | 5 | 4 | 1 |
| 2 to 3 months | 54 | 30 | 24 | 23 | 11 | 12 | 13 | 5 | 8 | 18 | 14 | 4 |
| 4 to 5 months | 69 | 38 | 31 | 25 | 9 | 16 | 22 | 14 | 8 | 22 | 15 | 7 |
| 6 months or more | 1,651 | 820 | 831 | 462 | 222 | 240 | 733 | 360 | 373 | 456 | 238 | 218 |
| Nevada | 396 | 236 | 160 | 105 | 52 | 53 | 183 | 112 | 71 | 108 | 72 | 36 |
| 1 month or less | 4 | 3 | 1 | 2 | 1 | 1 | 3 | 2 | 1 | 2 | 2 | 1 |
| 2 to 3 months | 21 | 15 | 6 | 8 | 4 | 4 | 8 | 7 | 1 | 5 | 4 | 1 |
| 4 to 5 months | 14 | 13 | 1 | 5 | 4 | 1 | 4 | 4 | 1 | 5 | 5 | 5 |
| 6 months or more | 357 | 205 | 152 | 90 | 43 | 47 | 171 | 101 | 70 | 96 | 61 | 35 |
| New Hampshire | 85 | 44 | 41 | 26 | 11 | 15 | 43 | 22 | 21 | 16 | 11 | 5 |
| 1 month or less | 3 | 2 | 1 | 3 | 2 | 1 | 3 | 2 | 1 | 3 | 2 | 1 |
| 2 to 3 months | 9 | 6 | 3 | 5 | 3 | 2 | 8 | 6 | 2 | 1 | 1 | 3 |
| 4 to 5 months | 78 | 36 | 37 | 26 | 11 | 15 | 35 | 16 | 19 | 12 | 9 | 3 |
| 6 months or more | 8,273 | 3,992 | 4,281 | 2,948 | 1,451 | 1,497 | 4,149 | 1,995 | 2,154 | 1,176 | 546 | 630 |
| New Jersey | 8,273 | 3,992 | 4,281 | 2,948 | 1,451 | 1,497 | 4,149 | 1,995 | 2,154 | 1,176 | 546 | 630 |
| 1 month or less | 55 | 32 | 23 | 25 | 13 | 12 | 26 | 18 | 8 | 4 | 1 | 3 |
| 2 to 3 months | 323 | 183 | 135 | 135 | 68 | 67 | 142 | 85 | 57 | 46 | 35 | 11 |
| 4 to 5 months | 390 | 202 | 188 | 131 | 67 | 64 | 183 | 92 | 91 | 76 | 43 | 33 |
| 6 months or more | 7,505 | 3,570 | 3,935 | 2,657 | 1,303 | 1,354 | 3,798 | 1,800 | 1,998 | 1,050 | 467 | 583 |
| New Mexico | 1,767 | 1,013 | 754 | 547 | 296 | 251 | 786 | 435 | 351 | 434 | 282 | 152 |
| 1 month or less | 22 | 11 | 11 | 7 | 4 | 3 | 8 | 6 | 2 | 7 | 1 | 6 |
| 2 to 3 months | 48 | 25 | 23 | 18 | 9 | 9 | 17 | 7 | 10 | 13 | 9 | 4 |
| 4 to 5 months | 65 | 33 | 32 | 29 | 17 | 12 | 25 | 10 | 15 | 11 | 6 | 5 |
| 6 months or more | 1,632 | 944 | 688 | 493 | 266 | 227 | 736 | 412 | 324 | 408 | 266 | 137 |
| New York | 11,586 | 5,470 | 6,116 | 4,149 | 1,986 | 2,163 | 5,787 | 2,754 | 3,033 | 1,650 | 780 | 920 |
| 1 month or less | 47 | 17 | 30 | 31 | 12 | 19 | 10 | 5 | 5 | 6 | 6 | 6 |
| 2 to 3 months | 200 | 101 | 99 | 119 | 52 | 67 | 63 | 26 | 37 | 18 | 13 | 5 |
| 4 to 5 months | 410 | 214 | 196 | 188 | 79 | 109 | 157 | 97 | 60 | 65 | 38 | 27 |
| 6 months or more | 10,929 | 5,138 | 5,791 | 3,811 | 1,833 | 1,978 | 5,557 | 2,626 | 2,931 | 1,561 | 679 | 882 |
| North Carolina | 92,031 | 42,785 | 49,246 | 21,602 | 10,696 | 10,906 | 45,102 | 21,446 | 23,656 | 25,327 | 10,643 | 14,684 |
| 1 month or less | 9,797 | 4,965 | 4,832 | 2,579 | 1,283 | 1,296 | 4,222 | 2,149 | 2,073 | 2,996 | 1,533 | 1,463 |
| 2 to 3 months | 46,997 | 22,478 | 24,524 | 10,585 | 5,254 | 5,331 | 22,973 | 11,290 | 11,683 | 15,439 | 5,329 | 7,510 |
| 4 to 5 months | 21,432 | 9,580 | 11,852 | 5,006 | 2,523 | 2,483 | 10,967 | 4,981 | 5,986 | 5,459 | 2,076 | 3,383 |
| 6 months or more | 13,805 | 5,767 | 8,038 | 3,432 | 1,636 | 1,796 | 6,940 | 3,026 | 3,914 | 3,433 | 1,105 | 2,328 |
| North Dakota | 809 | 427 | 382 | 213 | 109 | 104 | 378 | 194 | 184 | 218 | 124 | 94 |
| 1 month or less | 4 | 4 | 1 | 1 | 1 | 1 | 3 | 3 | 1 | 3 | 2 | 5 |
| 2 to 3 months | 46 | 27 | 19 | 16 | 8 | 8 | 13 | 7 | 6 | 17 | 12 | 5 |
| 4 to 5 months | 34 | 21 | 13 | 8 | 4 | 4 | 18 | 11 | 7 | 8 | 6 | 2 |
| 6 months or more | 725 | 375 | 350 | 188 | 96 | 92 | 344 | 173 | 171 | 193 | 106 | 87 |
| Ohio | 16,406 | 7,884 | 8,522 | 5,065 | 2,411 | 2,654 | 8,149 | 3,970 | 4,179 | 3,192 | 1,503 | 1,689 |
| 1 month or less | 86 | 44 | 42 | 29 | 15 | 14 | 34 | 16 | 18 | 23 | 13 | 10 |
| 2 to 3 months | 559 | 264 | 295 | 247 | 104 | 143 | 183 | 81 | 102 | 129 | 79 | 50 |
| 4 to 5 months | 947 | 494 | 453 | 296 | 150 | 146 | 404 | 220 | 184 | 247 | 124 | 123 |
| 6 months or more | 14,814 | 7,082 | 7,732 | 4,493 | 2,142 | 2,351 | 7,528 | 3,653 | 3,875 | 2,793 | 1,237 | 1,506 |
| Oklahoma | 6,322 | 3,156 | 3,166 | 1,690 | 851 | 839 | 2,923 | 1,460 | 1,463 | 1,709 | 845 | 864 |
| 1 month or less | 130 | 70 | 60 | 49 | 23 | 26 | 40 | 21 | 19 | 41 | 26 | 15 |
| 2 to 3 months | 1,015 | 516 | 499 | 259 | 133 | 126 | 438 | 231 | 207 | 318 | 152 | 166 |
| 4 to 5 months | 1,112 | 561 | 551 | 270 | 145 | 125 | 530 | 253 | 277 | 312 | 163 | 149 |
| 6 months or more | 4,065 | 2,009 | 2,056 | 1,112 | 550 | 562 | 1,915 | 955 | 960 | 1,033 | 504 | 534 |
| Oregon | 1,359 | 766 | 593 | 306 | 155 | 151 | 587 | 319 | 268 | 466 | 292 | 174 |
| 1 month or less | 19 | 10 | 9 | 9 | 4 | 5 | 7 | 4 | 3 | 3 | 2 | 1 |
| 2 to 3 months | 55 | 37 | 18 | 13 | 7 | 6 | 26 | 13 | 8 | 16 | 12 | 4 |
| 4 to 5 months | 119 | 85 | 34 | 31 | 22 | 9 | 43 | 30 | 18 | 40 | 33 | 7 |
| 6 months or more | 1,166 | 634 | 532 | 253 | 122 | 131 | 506 | 267 | 239 | 407 | 245 | 162 |

¹ Persons of negro descent, Chinese, Japanese, and Indians.

SCHOOL ATTENDANCE.

TABLE 46.—COLORED PERSONS' ATTENDING SCHOOL DURING THE CENSUS YEAR, CLASSIFIED BY SEX, AGE PERIODS, AND MONTHS OF SCHOOL ATTENDANCE, BY STATES AND TERRITORIES: 1900—Continued.

| STATES, TERRITORIES, AND MONTHS OF SCHOOL ATTENDANCE. | ALL PERSONS. | | | UNDER 10 YEARS. | | | 10 to 14 YEARS. | | | 15 YEARS AND OVER. | | |
|---|--------------|--------|-----------|-----------------|--------|-----------|-----------------|--------|-----------|--------------------|--------|-----------|
| | Total. | Males. | Fe-males. | Total. | Males. | Fe-males. | Total. | Males. | Fe-males. | Total. | Males. | Fe-males. |
| Pennsylvania | 20,891 | 10,054 | 10,837 | 7,050 | 3,408 | 3,642 | 9,963 | 4,785 | 5,178 | 3,878 | 1,861 | 2,017 |
| 1 month or less | 133 | 66 | 67 | 57 | 28 | 29 | 38 | 17 | 21 | 38 | 21 | 17 |
| 2 to 3 months | 539 | 279 | 260 | 248 | 119 | 129 | 175 | 85 | 90 | 116 | 75 | 41 |
| 4 to 5 months | 995 | 500 | 495 | 305 | 151 | 154 | 399 | 199 | 200 | 291 | 150 | 141 |
| 6 months or more | 19,224 | 9,209 | 10,015 | 6,440 | 3,110 | 3,330 | 9,351 | 4,484 | 4,867 | 3,433 | 1,615 | 1,818 |
| Rhode Island | 1,258 | 595 | 663 | 447 | 231 | 216 | 614 | 293 | 321 | 197 | 71 | 126 |
| 1 month or less | 8 | 5 | 3 | 6 | 4 | 2 | 1 | | 1 | 1 | 1 | |
| 2 to 3 months | 17 | 8 | 9 | 9 | 5 | 4 | 7 | 3 | 4 | 1 | | 1 |
| 4 to 5 months | 59 | 29 | 30 | 27 | 13 | 14 | 25 | 11 | 14 | 7 | 5 | 2 |
| 6 months or more | 1,174 | 553 | 621 | 405 | 209 | 196 | 551 | 279 | 302 | 188 | 65 | 123 |
| South Carolina | 87,416 | 40,531 | 46,885 | 21,488 | 10,489 | 10,999 | 47,859 | 22,669 | 25,190 | 18,069 | 7,373 | 10,696 |
| 1 month or less | 5,277 | 2,549 | 2,728 | 1,486 | 729 | 757 | 2,589 | 1,228 | 1,361 | 1,202 | 592 | 610 |
| 2 to 3 months | 33,818 | 13,510 | 20,308 | 9,258 | 4,571 | 4,687 | 21,365 | 10,436 | 10,929 | 8,195 | 3,503 | 4,692 |
| 4 to 5 months | 22,753 | 10,381 | 12,372 | 5,535 | 2,732 | 2,803 | 12,817 | 5,978 | 6,839 | 4,406 | 1,671 | 2,735 |
| 6 months or more | 20,568 | 9,091 | 11,477 | 5,209 | 2,457 | 2,752 | 11,088 | 5,027 | 6,061 | 4,266 | 1,607 | 2,659 |
| South Dakota | 3,982 | 2,045 | 1,937 | 1,166 | 579 | 587 | 1,627 | 845 | 782 | 1,189 | 621 | 568 |
| 1 month or less | 16 | 9 | 7 | 7 | 3 | 4 | 2 | 2 | | 7 | 4 | 3 |
| 2 to 3 months | 100 | 66 | 34 | 46 | 25 | 21 | 22 | 15 | 7 | 32 | 26 | 6 |
| 4 to 5 months | 63 | 31 | 32 | 19 | 9 | 10 | 25 | 11 | 14 | 19 | 11 | 8 |
| 6 months or more | 3,803 | 1,939 | 1,864 | 1,094 | 542 | 552 | 1,578 | 817 | 761 | 1,131 | 580 | 551 |
| Tennessee | 63,119 | 29,297 | 33,822 | 15,474 | 7,602 | 7,872 | 33,524 | 15,879 | 17,645 | 14,121 | 5,816 | 8,305 |
| 1 month or less | 3,953 | 1,979 | 1,979 | 1,029 | 508 | 521 | 1,803 | 911 | 892 | 1,126 | 560 | 566 |
| 2 to 3 months | 19,808 | 9,592 | 10,216 | 4,931 | 2,440 | 2,491 | 10,265 | 5,003 | 5,262 | 4,612 | 2,149 | 2,463 |
| 4 to 5 months | 14,547 | 6,600 | 7,947 | 3,442 | 1,705 | 1,737 | 7,906 | 3,662 | 4,244 | 3,199 | 1,233 | 1,966 |
| 6 months or more | 24,806 | 11,126 | 13,680 | 6,072 | 2,949 | 3,123 | 13,550 | 6,303 | 7,247 | 5,184 | 1,874 | 3,310 |
| Texas | 91,674 | 43,066 | 48,608 | 17,434 | 8,409 | 9,025 | 55,891 | 27,072 | 28,819 | 18,349 | 7,585 | 10,764 |
| 1 month or less | 3,287 | 1,768 | 1,519 | 714 | 352 | 362 | 1,743 | 982 | 761 | 830 | 434 | 396 |
| 2 to 3 months | 24,398 | 12,232 | 12,666 | 4,601 | 2,215 | 2,386 | 15,145 | 7,674 | 7,471 | 5,152 | 2,343 | 2,809 |
| 4 to 5 months | 30,363 | 14,398 | 16,465 | 5,567 | 2,753 | 2,814 | 19,400 | 9,284 | 10,116 | 5,896 | 2,361 | 3,535 |
| 6 months or more | 32,626 | 14,668 | 17,958 | 6,552 | 3,089 | 3,463 | 19,603 | 9,132 | 10,471 | 6,471 | 2,447 | 4,024 |
| Utah | 236 | 135 | 101 | 80 | 40 | 40 | 103 | 57 | 46 | 53 | 38 | 15 |
| 1 month or less | 2 | 1 | 1 | 1 | 1 | | 1 | | 1 | | | |
| 2 to 3 months | 11 | 7 | 4 | 5 | 3 | 2 | 1 | 1 | 1 | 5 | 4 | 1 |
| 4 to 5 months | 17 | 11 | 6 | 6 | 3 | 3 | 8 | 6 | 2 | 3 | 2 | 1 |
| 6 months or more | 206 | 116 | 90 | 68 | 33 | 35 | 93 | 51 | 42 | 45 | 32 | 13 |
| Vermont | 124 | 59 | 65 | 41 | 13 | 28 | 63 | 36 | 27 | 20 | 10 | 10 |
| 1 month or less | 1 | 1 | | | | | 1 | 1 | | 1 | 1 | |
| 2 to 3 months | 2 | 1 | 1 | | | | | | | | | |
| 4 to 5 months | 121 | 57 | 64 | 41 | 13 | 28 | 61 | 35 | 26 | 19 | 9 | 10 |
| 6 months or more | | | | | | | | | | | | |
| Virginia | 88,890 | 40,088 | 48,802 | 22,076 | 10,703 | 11,373 | 48,975 | 22,534 | 26,441 | 17,839 | 6,851 | 10,988 |
| 1 month or less | 2,103 | 1,019 | 1,084 | 685 | 323 | 372 | 933 | 465 | 468 | 475 | 231 | 244 |
| 2 to 3 months | 11,761 | 5,665 | 6,096 | 3,305 | 1,606 | 1,699 | 5,967 | 2,925 | 3,042 | 2,489 | 1,134 | 1,355 |
| 4 to 5 months | 35,933 | 17,537 | 21,396 | 9,674 | 4,744 | 4,930 | 21,574 | 9,961 | 11,613 | 7,685 | 2,832 | 4,833 |
| 6 months or more | 36,093 | 15,867 | 20,226 | 8,402 | 4,030 | 4,372 | 20,501 | 9,183 | 11,318 | 7,190 | 2,654 | 4,536 |
| Washington | 1,839 | 1,006 | 833 | 582 | 301 | 281 | 833 | 430 | 403 | 424 | 275 | 149 |
| 1 month or less | 17 | 9 | 8 | 10 | 4 | 6 | 5 | 4 | 1 | 2 | 1 | 1 |
| 2 to 3 months | 194 | 107 | 87 | 88 | 47 | 41 | 63 | 30 | 33 | 43 | 30 | 13 |
| 4 to 5 months | 177 | 102 | 75 | 62 | 29 | 33 | 71 | 44 | 27 | 44 | 29 | 15 |
| 6 months or more | 1,451 | 788 | 663 | 422 | 221 | 201 | 694 | 352 | 342 | 335 | 215 | 120 |
| West Virginia | 5,766 | 2,782 | 2,974 | 1,658 | 852 | 806 | 2,761 | 1,338 | 1,423 | 1,337 | 592 | 745 |
| 1 month or less | 153 | 91 | 67 | 53 | 35 | 18 | 70 | 40 | 30 | 35 | 16 | 19 |
| 2 to 3 months | 684 | 386 | 298 | 232 | 129 | 103 | 266 | 140 | 126 | 186 | 117 | 69 |
| 4 to 5 months | 2,129 | 1,010 | 1,119 | 686 | 337 | 349 | 1,049 | 513 | 536 | 394 | 160 | 234 |
| 6 months or more | 2,785 | 1,295 | 1,490 | 687 | 351 | 336 | 1,376 | 645 | 731 | 722 | 299 | 423 |
| Wisconsin | 1,655 | 793 | 862 | 318 | 166 | 152 | 921 | 432 | 489 | 416 | 195 | 221 |
| 1 month or less | 16 | 12 | 4 | 7 | 4 | 3 | 4 | 3 | 1 | 5 | 5 | |
| 2 to 3 months | 121 | 62 | 59 | 25 | 12 | 13 | 67 | 33 | 34 | 29 | 17 | 12 |
| 4 to 5 months | 89 | 42 | 47 | 13 | 7 | 6 | 48 | 23 | 25 | 23 | 12 | 16 |
| 6 months or more | 1,429 | 677 | 752 | 273 | 143 | 130 | 802 | 373 | 429 | 354 | 161 | 193 |
| Wyoming | 341 | 180 | 161 | 115 | 62 | 53 | 153 | 78 | 80 | 68 | 40 | 28 |
| 1 month or less | 3 | 2 | 1 | 2 | 1 | 1 | 1 | 1 | | | | |
| 2 to 3 months | 3 | 3 | | 1 | 1 | | | | | 2 | 2 | |
| 4 to 5 months | 6 | 6 | | 3 | 3 | | 2 | 2 | | 1 | 1 | |
| 6 months or more | 329 | 169 | 160 | 109 | 57 | 52 | 155 | 75 | 80 | 65 | 37 | 28 |

¹ Persons of negro descent, Chinese, Japanese, and Indians.

STATISTICS OF POPULATION.

TABLE 47.—NEGRO PERSONS¹ ATTENDING SCHOOL DURING THE CENSUS YEAR, CLASSIFIED BY SEX, AGE PERIODS, AND MONTHS OF SCHOOL ATTENDANCE, BY STATES AND TERRITORIES: 1900.

| STATES, TERRITORIES, AND MONTHS OF SCHOOL ATTENDANCE. | ALL PERSONS. | | | UNDER 10 YEARS. | | | 10 TO 14 YEARS. | | | 15 YEARS AND OVER. | | |
|---|--------------|--------|----------|-----------------|--------|----------|-----------------|--------|----------|--------------------|--------|----------|
| | Total. | Males. | Females. | Total. | Males. | Females. | Total. | Males. | Females. | Total. | Males. | Females. |
| Alabama..... | 78,549 | 35,958 | 42,591 | 16,385 | 8,041 | 8,344 | 43,810 | 20,343 | 23,467 | 18,354 | 7,574 | 10,780 |
| 1 month or less..... | 5,807 | 2,980 | 2,827 | 1,240 | 633 | 607 | 2,973 | 1,541 | 1,432 | 1,594 | 806 | 788 |
| 2 to 3 months..... | 36,692 | 17,098 | 19,594 | 7,238 | 3,572 | 3,666 | 20,630 | 9,747 | 10,883 | 8,824 | 3,779 | 5,045 |
| 4 to 5 months..... | 16,958 | 7,639 | 9,319 | 3,698 | 1,837 | 1,861 | 9,581 | 4,345 | 5,236 | 3,679 | 1,457 | 2,222 |
| 6 months or more..... | 19,092 | 8,241 | 10,851 | 4,209 | 1,999 | 2,210 | 10,626 | 4,710 | 5,916 | 4,257 | 1,582 | 2,725 |
| Alaska..... | | | | | | | | | | | | |
| 1 month or less..... | | | | | | | | | | | | |
| 2 to 3 months..... | | | | | | | | | | | | |
| 4 to 5 months..... | | | | | | | | | | | | |
| 6 months or more..... | | | | | | | | | | | | |
| Arizona..... | 147 | 76 | 71 | 44 | 23 | 21 | 74 | 39 | 35 | 29 | 14 | 15 |
| 1 month or less..... | | | | | | | | | | | | |
| 2 to 3 months..... | 8 | 4 | 4 | 3 | 1 | 2 | 4 | 2 | 2 | 1 | 1 | |
| 4 to 5 months..... | 22 | 12 | 10 | 10 | 6 | 4 | 8 | 5 | 3 | 4 | 1 | 3 |
| 6 months or more..... | 117 | 60 | 57 | 31 | 16 | 15 | 62 | 32 | 30 | 24 | 12 | 12 |
| Arkansas..... | 50,372 | 23,675 | 26,697 | 12,804 | 6,214 | 6,590 | 25,419 | 12,211 | 13,208 | 12,149 | 5,250 | 6,899 |
| 1 month or less..... | 4,394 | 2,216 | 2,178 | 1,274 | 639 | 635 | 1,945 | 997 | 948 | 1,175 | 580 | 595 |
| 2 to 3 months..... | 28,688 | 13,680 | 15,008 | 7,022 | 3,435 | 3,587 | 14,567 | 7,049 | 7,518 | 7,099 | 3,196 | 3,903 |
| 4 to 5 months..... | 8,132 | 3,822 | 4,300 | 2,135 | 1,058 | 1,077 | 4,110 | 2,012 | 2,098 | 1,887 | 762 | 1,125 |
| 6 months or more..... | 9,158 | 3,947 | 5,211 | 2,373 | 1,082 | 1,291 | 4,797 | 2,168 | 2,644 | 1,988 | 712 | 1,276 |
| California..... | 1,760 | 839 | 921 | 629 | 316 | 313 | 837 | 399 | 438 | 294 | 124 | 170 |
| 1 month or less..... | 4 | 1 | 3 | 2 | 1 | 1 | | | | 2 | | 2 |
| 2 to 3 months..... | 30 | 17 | 13 | 17 | 9 | 8 | 10 | 7 | 3 | 3 | 1 | 2 |
| 4 to 5 months..... | 52 | 35 | 17 | 18 | 15 | 3 | 18 | 11 | 7 | 16 | 9 | 7 |
| 6 months or more..... | 1,674 | 786 | 888 | 592 | 291 | 301 | 809 | 381 | 428 | 273 | 114 | 159 |
| Colorado..... | 1,074 | 488 | 586 | 337 | 155 | 182 | 513 | 249 | 264 | 224 | 84 | 140 |
| 1 month or less..... | 8 | 3 | 5 | 2 | 1 | 1 | 4 | 1 | 3 | 2 | 1 | 1 |
| 2 to 3 months..... | 25 | 14 | 11 | 11 | 4 | 7 | 6 | 4 | 2 | 8 | 6 | 2 |
| 4 to 5 months..... | 35 | 14 | 21 | 14 | 5 | 9 | 13 | 7 | 6 | 8 | 2 | 6 |
| 6 months or more..... | 1,006 | 457 | 549 | 310 | 145 | 165 | 490 | 237 | 253 | 206 | 75 | 131 |
| Connecticut..... | 2,062 | 1,030 | 1,032 | 774 | 376 | 398 | 1,019 | 509 | 510 | 269 | 145 | 124 |
| 1 month or less..... | 8 | 3 | 5 | 7 | 3 | 4 | | | | 1 | | 1 |
| 2 to 3 months..... | 42 | 17 | 25 | 23 | 6 | 17 | 12 | 6 | 6 | 7 | 5 | 2 |
| 4 to 5 months..... | 52 | 23 | 29 | 21 | 11 | 10 | 25 | 10 | 15 | 6 | 2 | 4 |
| 6 months or more..... | 1,960 | 987 | 973 | 723 | 356 | 367 | 982 | 498 | 489 | 255 | 133 | 117 |
| Delaware..... | 3,833 | 1,945 | 1,888 | 1,166 | 593 | 573 | 2,121 | 1,042 | 1,079 | 596 | 310 | 286 |
| 1 month or less..... | 63 | 34 | 34 | 37 | 19 | 18 | 17 | 8 | 9 | 14 | 7 | 7 |
| 2 to 3 months..... | 518 | 276 | 242 | 153 | 67 | 86 | 256 | 126 | 130 | 109 | 83 | 26 |
| 4 to 5 months..... | 599 | 315 | 284 | 179 | 94 | 85 | 315 | 167 | 148 | 105 | 54 | 51 |
| 6 months or more..... | 2,698 | 1,320 | 1,378 | 797 | 413 | 384 | 1,533 | 741 | 792 | 368 | 166 | 202 |
| District of Columbia..... | 11,368 | 4,968 | 6,400 | 2,839 | 1,330 | 1,509 | 5,878 | 2,665 | 3,213 | 2,601 | 973 | 1,623 |
| 1 month or less..... | 40 | 21 | 19 | 13 | 9 | 4 | 18 | 9 | 9 | 9 | 3 | 6 |
| 2 to 3 months..... | 119 | 65 | 54 | 50 | 30 | 20 | 41 | 23 | 18 | 23 | 12 | 16 |
| 4 to 5 months..... | 253 | 137 | 121 | 111 | 61 | 50 | 106 | 59 | 47 | 41 | 17 | 24 |
| 6 months or more..... | 10,951 | 4,745 | 6,206 | 2,715 | 1,230 | 1,485 | 5,713 | 2,574 | 3,139 | 2,523 | 941 | 1,582 |
| Florida..... | 31,188 | 14,559 | 16,629 | 8,925 | 4,325 | 4,600 | 16,439 | 7,890 | 8,549 | 5,824 | 2,344 | 3,480 |
| 1 month or less..... | 981 | 458 | 473 | 291 | 143 | 148 | 403 | 207 | 196 | 237 | 108 | 129 |
| 2 to 3 months..... | 6,838 | 3,296 | 3,542 | 1,946 | 956 | 990 | 3,469 | 1,691 | 1,778 | 1,423 | 649 | 774 |
| 4 to 5 months..... | 14,996 | 7,048 | 7,948 | 4,501 | 2,182 | 2,319 | 8,009 | 3,858 | 4,151 | 2,486 | 1,008 | 1,478 |
| 6 months or more..... | 8,423 | 3,757 | 4,666 | 2,187 | 1,044 | 1,143 | 4,558 | 2,134 | 2,424 | 1,673 | 579 | 1,099 |
| Georgia..... | 110,586 | 49,611 | 60,975 | 33,298 | 16,273 | 17,025 | 61,290 | 27,727 | 33,563 | 15,998 | 5,611 | 10,387 |
| 1 month or less..... | 7,013 | 3,508 | 3,505 | 2,463 | 1,233 | 1,230 | 3,401 | 1,731 | 1,670 | 1,149 | 544 | 605 |
| 2 to 3 months..... | 36,491 | 16,856 | 19,635 | 11,703 | 5,782 | 5,926 | 19,875 | 9,302 | 10,573 | 4,903 | 1,772 | 3,136 |
| 4 to 5 months..... | 32,917 | 14,414 | 18,503 | 10,134 | 4,908 | 5,226 | 18,834 | 8,290 | 10,544 | 3,949 | 1,216 | 2,733 |
| 6 months or more..... | 34,165 | 14,833 | 19,332 | 8,993 | 4,350 | 4,643 | 19,180 | 8,404 | 10,776 | 5,992 | 2,079 | 3,913 |
| Hawaii..... | 37 | 21 | 16 | 16 | 9 | 7 | 20 | 12 | 8 | 1 | | 1 |
| 1 month or less..... | | | | | | | | | | | | |
| 2 to 3 months..... | | | | | | | | | | | | |
| 4 to 5 months..... | | | | | | | | | | | | |
| 6 months or more..... | 37 | 21 | 16 | 16 | 9 | 7 | 20 | 12 | 8 | 1 | | 1 |
| Idaho..... | 36 | 13 | 23 | 12 | 6 | 6 | 17 | 7 | 10 | 7 | | 7 |
| 1 month or less..... | | | | | | | | | | | | |
| 2 to 3 months..... | 7 | 3 | 4 | 2 | | 2 | 3 | 3 | | 2 | | 2 |
| 4 to 5 months..... | 1 | | 1 | | | | | | | 1 | | 1 |
| 6 months or more..... | 28 | 10 | 18 | 10 | 6 | 4 | 14 | 4 | 10 | 4 | | 4 |

¹ Includes all persons of negro descent.

SCHOOL ATTENDANCE.

TABLE 47.—NEGRO PERSONS' ATTENDING SCHOOL DURING THE CENSUS YEAR, CLASSIFIED BY SEX, AGE PERIODS, AND MONTHS OF SCHOOL ATTENDANCE, BY STATES AND TERRITORIES: 1900—Continued.

| STATES, TERRITORIES, AND MONTHS OF SCHOOL ATTENDANCE. | ALL PERSONS. | | | UNDER 10 YEARS. | | | 10 TO 14 YEARS. | | | 15 YEARS AND OVER. | | |
|---|--------------|--------|-----------|-----------------|--------|-----------|-----------------|--------|-----------|--------------------|--------|-----------|
| | Total. | Males. | Fe-males. | Total. | Males. | Fe-males. | Total. | Males. | Fe-males. | Total. | Males. | Fe-males. |
| Illinois | 11,518 | 5,372 | 6,146 | 3,547 | 1,717 | 1,830 | 5,759 | 2,721 | 3,038 | 2,212 | 984 | 1,278 |
| 1 month or less | 120 | 59 | 61 | 45 | 20 | 25 | 51 | 27 | 24 | 24 | 12 | 12 |
| 2 to 3 months | 695 | 343 | 352 | 252 | 126 | 126 | 292 | 136 | 156 | 161 | 81 | 70 |
| 4 to 5 months | 938 | 475 | 463 | 314 | 154 | 160 | 418 | 210 | 208 | 206 | 111 | 95 |
| 6 months or more | 9,765 | 4,495 | 5,270 | 2,936 | 1,417 | 1,519 | 4,998 | 2,348 | 2,650 | 1,831 | 780 | 1,101 |
| Indiana | 9,829 | 4,691 | 5,138 | 3,044 | 1,474 | 1,570 | 5,025 | 2,464 | 2,561 | 1,760 | 753 | 1,007 |
| 1 month or less | 99 | 44 | 55 | 42 | 18 | 24 | 27 | 16 | 11 | 30 | 10 | 20 |
| 2 to 3 months | 965 | 496 | 469 | 150 | 78 | 72 | 150 | 82 | 68 | 65 | 36 | 29 |
| 4 to 5 months | 581 | 285 | 296 | 170 | 84 | 86 | 254 | 147 | 107 | 107 | 54 | 53 |
| 6 months or more | 8,884 | 4,166 | 4,718 | 2,682 | 1,294 | 1,388 | 4,594 | 2,219 | 2,375 | 1,558 | 653 | 905 |
| Indian Territory | 3,203 | 1,443 | 1,760 | 773 | 356 | 417 | 1,663 | 770 | 893 | 772 | 317 | 455 |
| 1 month or less | 166 | 71 | 95 | 46 | 16 | 30 | 80 | 33 | 47 | 40 | 22 | 18 |
| 2 to 3 months | 901 | 433 | 468 | 248 | 117 | 131 | 447 | 235 | 212 | 206 | 81 | 125 |
| 4 to 5 months | 720 | 319 | 401 | 171 | 82 | 89 | 368 | 162 | 206 | 181 | 75 | 106 |
| 6 months or more | 1,421 | 620 | 801 | 308 | 141 | 167 | 768 | 340 | 428 | 345 | 139 | 206 |
| Iowa | 2,096 | 971 | 1,125 | 692 | 331 | 361 | 991 | 486 | 505 | 413 | 154 | 259 |
| 1 month or less | 14 | 6 | 8 | 5 | 2 | 3 | 7 | 3 | 4 | 2 | 1 | 1 |
| 2 to 3 months | 80 | 48 | 32 | 39 | 22 | 17 | 17 | 9 | 8 | 24 | 17 | 7 |
| 4 to 5 months | 124 | 45 | 79 | 29 | 8 | 21 | 53 | 22 | 31 | 42 | 15 | 27 |
| 6 months or more | 1,878 | 872 | 1,006 | 619 | 299 | 320 | 914 | 452 | 462 | 345 | 121 | 224 |
| Kansas | 10,508 | 5,077 | 5,431 | 2,877 | 1,474 | 1,403 | 5,295 | 2,630 | 2,665 | 2,336 | 973 | 1,363 |
| 1 month or less | 134 | 86 | 48 | 50 | 36 | 14 | 49 | 29 | 20 | 35 | 21 | 14 |
| 2 to 3 months | 577 | 310 | 267 | 222 | 110 | 112 | 203 | 115 | 88 | 152 | 85 | 67 |
| 4 to 5 months | 906 | 483 | 423 | 281 | 146 | 135 | 422 | 226 | 196 | 203 | 111 | 92 |
| 6 months or more | 8,891 | 4,198 | 4,693 | 2,324 | 1,182 | 1,142 | 4,621 | 2,260 | 2,361 | 1,946 | 756 | 1,190 |
| Kentucky | 41,537 | 19,355 | 22,182 | 9,819 | 4,834 | 4,985 | 22,594 | 10,763 | 11,831 | 9,124 | 3,758 | 5,366 |
| 1 month or less | 1,153 | 610 | 543 | 324 | 159 | 165 | 497 | 271 | 226 | 332 | 180 | 152 |
| 2 to 3 months | 7,068 | 3,645 | 3,423 | 1,847 | 907 | 940 | 3,528 | 1,870 | 1,658 | 1,693 | 868 | 825 |
| 4 to 5 months | 17,731 | 8,266 | 9,465 | 4,058 | 2,029 | 2,029 | 10,149 | 4,815 | 5,334 | 3,574 | 1,422 | 2,152 |
| 6 months or more | 15,535 | 6,834 | 8,701 | 3,590 | 1,739 | 1,851 | 8,420 | 3,807 | 4,613 | 3,525 | 1,288 | 2,237 |
| Louisiana | 48,696 | 23,079 | 25,617 | 12,895 | 6,483 | 6,412 | 23,751 | 13,741 | 15,010 | 7,050 | 2,855 | 4,195 |
| 1 month or less | 2,145 | 1,075 | 1,070 | 638 | 328 | 310 | 1,135 | 555 | 580 | 372 | 192 | 180 |
| 2 to 3 months | 17,223 | 8,161 | 9,062 | 4,872 | 2,449 | 2,423 | 9,736 | 4,625 | 5,111 | 2,615 | 1,087 | 1,523 |
| 4 to 5 months | 8,162 | 3,830 | 4,332 | 2,180 | 1,123 | 1,057 | 4,872 | 2,296 | 2,576 | 1,110 | 411 | 699 |
| 6 months or more | 21,166 | 10,013 | 11,153 | 5,205 | 2,583 | 2,622 | 13,008 | 6,265 | 6,743 | 2,953 | 1,165 | 1,788 |
| Maine | 194 | 90 | 104 | 68 | 34 | 34 | 88 | 37 | 51 | 38 | 19 | 19 |
| 1 month or less | 5 | 4 | 1 | 3 | 2 | 1 | 4 | 1 | 3 | 2 | 2 | 2 |
| 2 to 3 months | 11 | 5 | 6 | 5 | 4 | 1 | 4 | 1 | 3 | 2 | 2 | 2 |
| 4 to 5 months | 178 | 81 | 97 | 60 | 28 | 32 | 84 | 36 | 48 | 34 | 17 | 17 |
| 6 months or more | 29,858 | 14,136 | 15,722 | 8,890 | 4,346 | 4,544 | 16,857 | 8,008 | 8,849 | 4,111 | 1,782 | 2,329 |
| 1 month or less | 200 | 112 | 88 | 77 | 34 | 43 | 85 | 52 | 33 | 38 | 26 | 12 |
| 2 to 3 months | 1,861 | 1,045 | 816 | 529 | 270 | 259 | 923 | 513 | 410 | 409 | 262 | 147 |
| 4 to 5 months | 2,700 | 1,437 | 1,263 | 765 | 399 | 366 | 1,498 | 801 | 697 | 437 | 237 | 206 |
| 6 months or more | 25,097 | 11,542 | 13,555 | 7,519 | 3,643 | 3,876 | 14,351 | 6,642 | 7,709 | 3,227 | 1,257 | 1,970 |
| Massachusetts | 4,256 | 2,015 | 2,241 | 1,563 | 751 | 812 | 1,966 | 924 | 1,042 | 727 | 340 | 387 |
| 1 month or less | 14 | 3 | 11 | 7 | 2 | 5 | 5 | 1 | 4 | 2 | 2 | 2 |
| 2 to 3 months | 52 | 29 | 23 | 27 | 12 | 15 | 15 | 11 | 4 | 10 | 6 | 4 |
| 4 to 5 months | 60 | 27 | 33 | 29 | 14 | 15 | 20 | 7 | 13 | 11 | 6 | 5 |
| 6 months or more | 4,130 | 1,956 | 2,174 | 1,500 | 723 | 777 | 1,926 | 905 | 1,021 | 704 | 323 | 376 |
| Michigan | 2,711 | 1,338 | 1,373 | 844 | 415 | 429 | 1,355 | 665 | 690 | 512 | 253 | 254 |
| 1 month or less | 16 | 10 | 6 | 7 | 4 | 3 | 7 | 4 | 3 | 2 | 2 | 1 |
| 2 to 3 months | 125 | 49 | 76 | 53 | 19 | 34 | 49 | 17 | 32 | 23 | 13 | 10 |
| 4 to 5 months | 133 | 102 | 81 | 46 | 26 | 20 | 87 | 43 | 44 | 50 | 33 | 17 |
| 6 months or more | 2,337 | 1,177 | 1,210 | 738 | 366 | 372 | 1,212 | 601 | 611 | 437 | 210 | 227 |
| Minnesota | 594 | 279 | 315 | 214 | 97 | 117 | 241 | 115 | 126 | 139 | 67 | 72 |
| 1 month or less | 2 | 2 | 7 | 1 | 1 | 1 | 1 | 1 | 2 | 2 | 1 | 1 |
| 2 to 3 months | 15 | 8 | 7 | 10 | 6 | 4 | 3 | 2 | 3 | 5 | 2 | 3 |
| 4 to 5 months | 17 | 5 | 12 | 7 | 1 | 6 | 5 | 2 | 3 | 5 | 2 | 3 |
| 6 months or more | 560 | 264 | 296 | 196 | 89 | 107 | 232 | 111 | 121 | 132 | 64 | 68 |
| Mississippi | 125,850 | 59,643 | 66,207 | 37,351 | 18,386 | 18,965 | 62,279 | 29,857 | 32,422 | 26,220 | 11,400 | 14,820 |
| 1 month or less | 8,724 | 4,508 | 4,216 | 3,003 | 1,497 | 1,506 | 3,644 | 1,912 | 1,732 | 2,077 | 1,099 | 978 |
| 2 to 3 months | 43,352 | 21,405 | 21,947 | 12,335 | 6,126 | 6,209 | 20,335 | 10,523 | 10,362 | 10,132 | 4,756 | 5,376 |
| 4 to 5 months | 52,913 | 24,476 | 28,437 | 15,365 | 7,733 | 8,172 | 26,394 | 12,594 | 14,300 | 10,054 | 4,039 | 5,965 |
| 6 months or more | 20,861 | 9,254 | 11,607 | 6,048 | 2,970 | 3,078 | 10,856 | 4,823 | 6,023 | 3,957 | 1,456 | 2,501 |

¹Includes all persons of negro descent.

STATISTICS OF POPULATION.

TABLE 47.—NEGRO PERSONS¹ ATTENDING SCHOOL DURING THE CENSUS YEAR, CLASSIFIED BY SEX, AGE PERIODS, AND MONTHS OF SCHOOL ATTENDANCE, BY STATES AND TERRITORIES: 1900—Continued.

| STATES, TERRITORIES, AND MONTHS OF SCHOOL ATTENDANCE. | ALL PERSONS. | | | UNDER 10 YEARS. | | | 10 TO 14 YEARS. | | | 15 YEARS AND OVER. | | |
|---|--------------|--------|---------------|-----------------|--------|---------------|-----------------|--------|---------------|--------------------|--------|---------------|
| | Total. | Males. | Fe- males. | Total. | Males. | Fe- males. | Total. | Males. | Fe- males. | Total. | Males. | Fe- males. |
| Missouri | 24,790 | 11,693 | 13,097 | 7,046 | 3,461 | 3,585 | 12,697 | 6,028 | 6,669 | 5,047 | 2,204 | 2,843 |
| 1 month or less | 462 | 260 | 202 | 179 | 101 | 78 | 156 | 89 | 67 | 127 | 70 | 57 |
| 2 to 3 months | 2,284 | 1,160 | 1,124 | 674 | 334 | 340 | 1,072 | 536 | 536 | 538 | 290 | 248 |
| 4 to 5 months | 3,079 | 1,541 | 1,538 | 816 | 405 | 411 | 1,539 | 769 | 770 | 724 | 367 | 357 |
| 6 months or more | 13,965 | 8,732 | 10,233 | 5,377 | 2,621 | 2,756 | 9,930 | 4,634 | 5,296 | 3,658 | 1,477 | 2,181 |
| Montana | 156 | 69 | 87 | 53 | 25 | 28 | 77 | 33 | 44 | 26 | 11 | 15 |
| 1 month or less | 1 | 1 | | | | | 1 | 1 | | | | |
| 2 to 3 months | 7 | 4 | 3 | 1 | 1 | | 3 | 1 | 2 | 3 | 2 | 1 |
| 4 to 5 months | 5 | 1 | 4 | | | 2 | 3 | 1 | 2 | | | |
| 6 months or more | 143 | 63 | 80 | 50 | 24 | 26 | 70 | 30 | 40 | 23 | 9 | 14 |
| Nebraska | 928 | 426 | 502 | 316 | 141 | 175 | 412 | 191 | 221 | 200 | 94 | 106 |
| 1 month or less | 6 | 3 | 3 | 2 | 1 | 1 | 2 | | 2 | 2 | 2 | |
| 2 to 3 months | 26 | 12 | 14 | 14 | 5 | 9 | 5 | 2 | 3 | 7 | 5 | 2 |
| 4 to 5 months | 51 | 26 | 25 | 20 | 5 | 15 | 17 | 11 | 6 | 14 | 10 | 4 |
| 6 months or more | 845 | 385 | 460 | 280 | 130 | 150 | 388 | 178 | 210 | 177 | 77 | 100 |
| Nevada | 7 | 3 | 4 | 3 | 2 | 1 | 3 | 1 | 2 | 1 | | 1 |
| 1 month or less | | | | | | | | | | | | |
| 2 to 3 months | | | | | | | | | | | | |
| 4 to 5 months | | | | | | | | | | | | |
| 6 months or more | 7 | 3 | 4 | 3 | 2 | 1 | 3 | 1 | 2 | 1 | | 1 |
| New Hampshire | 79 | 43 | 36 | 24 | 11 | 13 | 39 | 21 | 18 | 16 | 11 | 5 |
| 1 month or less | | | | | | | | | | | | |
| 2 to 3 months | 3 | 2 | 1 | | | | | | | 3 | 2 | 1 |
| 4 to 5 months | 9 | 6 | 3 | | | | 8 | 6 | 2 | 1 | | 1 |
| 6 months or more | 67 | 35 | 32 | 24 | 11 | 13 | 31 | 15 | 16 | 12 | 9 | 3 |
| New Jersey | 8,253 | 3,977 | 4,276 | 2,948 | 1,451 | 1,497 | 4,141 | 1,988 | 2,153 | 1,164 | 538 | 626 |
| 1 month or less | 55 | 32 | 23 | 25 | 13 | 12 | 26 | 13 | 8 | 4 | 1 | 3 |
| 2 to 3 months | 323 | 188 | 135 | 135 | 68 | 67 | 142 | 85 | 57 | 46 | 35 | 11 |
| 4 to 5 months | 383 | 197 | 186 | 131 | 67 | 64 | 180 | 89 | 91 | 72 | 41 | 31 |
| 6 months or more | 7,492 | 3,560 | 3,932 | 2,657 | 1,303 | 1,354 | 3,793 | 1,796 | 1,997 | 1,042 | 461 | 581 |
| New Mexico | 173 | 78 | 100 | 50 | 24 | 26 | 87 | 32 | 55 | 36 | 17 | 19 |
| 1 month or less | 6 | 2 | 4 | 2 | 1 | 1 | 1 | 1 | | 3 | | 3 |
| 2 to 3 months | 18 | 7 | 11 | 4 | 2 | 2 | 8 | 2 | 6 | 6 | 3 | 3 |
| 4 to 5 months | 13 | 6 | 7 | 4 | 2 | 2 | 7 | 2 | 5 | 2 | | |
| 6 months or more | 136 | 58 | 78 | 40 | 19 | 21 | 71 | 27 | 44 | 25 | 12 | 13 |
| New York | 10,590 | 4,933 | 5,657 | 3,764 | 1,791 | 1,973 | 5,356 | 2,520 | 2,836 | 1,470 | 622 | 843 |
| 1 month or less | 43 | 16 | 27 | 29 | 12 | 17 | 8 | 4 | 4 | 6 | | 6 |
| 2 to 3 months | 169 | 83 | 86 | 103 | 52 | 51 | 53 | 21 | 32 | 13 | 10 | 3 |
| 4 to 5 months | 307 | 153 | 154 | 143 | 58 | 85 | 111 | 67 | 44 | 53 | 33 | 20 |
| 6 months or more | 10,071 | 4,676 | 5,395 | 3,489 | 1,669 | 1,820 | 5,184 | 2,428 | 2,756 | 1,398 | 579 | 819 |
| North Carolina | 91,392 | 42,449 | 48,943 | 21,514 | 10,645 | 10,866 | 44,783 | 21,280 | 23,503 | 25,095 | 10,521 | 14,574 |
| 1 month or less | 9,735 | 4,925 | 4,810 | 2,566 | 1,276 | 1,290 | 4,198 | 2,130 | 2,068 | 2,971 | 1,519 | 1,452 |
| 2 to 3 months | 46,698 | 22,319 | 24,379 | 10,547 | 5,234 | 5,313 | 22,811 | 11,212 | 11,599 | 13,340 | 5,873 | 7,467 |
| 4 to 5 months | 21,248 | 9,490 | 11,758 | 4,990 | 2,513 | 2,477 | 10,872 | 4,936 | 5,936 | 5,386 | 2,041 | 3,345 |
| 6 months or more | 13,711 | 5,715 | 7,996 | 3,411 | 1,625 | 1,786 | 6,902 | 3,002 | 3,900 | 3,393 | 1,088 | 2,310 |
| North Dakota | 48 | 25 | 23 | 10 | 6 | 4 | 30 | 17 | 13 | 8 | 2 | 6 |
| 1 month or less | 2 | 2 | | | | | 2 | 2 | | | | |
| 2 to 3 months | 6 | 5 | 1 | 3 | 3 | | 1 | 1 | | 2 | 1 | 1 |
| 4 to 5 months | 3 | 3 | | | | | 2 | 2 | | 1 | 1 | |
| 6 months or more | 37 | 15 | 22 | 7 | 3 | 4 | 25 | 12 | 13 | 5 | | 5 |
| Ohio | 16,390 | 7,374 | 8,516 | 5,063 | 2,411 | 2,652 | 8,145 | 3,967 | 4,178 | 3,182 | 1,496 | 1,686 |
| 1 month or less | 85 | 43 | 42 | 29 | 15 | 14 | 34 | 16 | 18 | 22 | 12 | 10 |
| 2 to 3 months | 559 | 264 | 295 | 247 | 104 | 143 | 183 | 81 | 102 | 129 | 79 | 50 |
| 4 to 5 months | 946 | 493 | 453 | 296 | 150 | 146 | 403 | 219 | 184 | 247 | 124 | 123 |
| 6 months or more | 14,800 | 7,074 | 7,726 | 4,491 | 2,142 | 2,349 | 7,625 | 3,651 | 3,974 | 2,784 | 1,281 | 1,503 |
| Oklahoma | 3,551 | 1,729 | 1,822 | 805 | 403 | 402 | 1,726 | 855 | 871 | 1,020 | 471 | 549 |
| 1 month or less | 116 | 61 | 55 | 44 | 20 | 24 | 35 | 18 | 17 | 37 | 23 | 14 |
| 2 to 3 months | 924 | 467 | 457 | 214 | 114 | 100 | 412 | 215 | 197 | 298 | 133 | 160 |
| 4 to 5 months | 1,025 | 517 | 508 | 237 | 130 | 107 | 500 | 239 | 261 | 288 | 143 | 140 |
| 6 months or more | 1,486 | 684 | 802 | 310 | 139 | 171 | 779 | 333 | 396 | 397 | 162 | 235 |
| Oregon | 101 | 51 | 50 | 26 | 15 | 11 | 60 | 28 | 32 | 15 | 8 | 7 |
| 1 month or less | | | | | | | | | | | | |
| 2 to 3 months | 6 | 3 | 3 | 1 | | 1 | 3 | 1 | 2 | 2 | 2 | |
| 4 to 5 months | 5 | 4 | 1 | 4 | | | 1 | | 1 | | | |
| 6 months or more | 90 | 44 | 46 | 21 | 11 | 10 | 56 | 27 | 29 | 13 | 6 | 7 |

¹Includes all persons of negro descent.

SCHOOL ATTENDANCE.

TABLE 47.—NEGRO PERSONS¹ ATTENDING SCHOOL DURING THE CENSUS YEAR, CLASSIFIED BY SEX, AGE PERIODS, AND MONTHS OF SCHOOL ATTENDANCE, BY STATES AND TERRITORIES: 1900—Continued.

| STATES, TERRITORIES, AND MONTHS OF SCHOOL ATTENDANCE. | ALL PERSONS. | | | UNDER 10 YEARS. | | | 10 TO 14 YEARS. | | | 15 YEARS AND OVER. | | |
|---|--------------|--------|-----------|-----------------|--------|-----------|-----------------|--------|-----------|--------------------|--------|-----------|
| | Total. | Males. | Fe-males. | Total. | Males. | Fe-males. | Total. | Males. | Fe-males. | Total. | Males. | Fe-males. |
| Pennsylvania..... | 19,573 | 9,807 | 10,266 | 6,995 | 3,374 | 3,621 | 9,727 | 4,654 | 5,073 | 2,851 | 1,279 | 1,572 |
| 1 month or less..... | 118 | 58 | 60 | 57 | 28 | 29 | 32 | 15 | 17 | 29 | 15 | 14 |
| 2 to 3 months..... | 504 | 254 | 250 | 247 | 118 | 129 | 172 | 84 | 88 | 85 | 52 | 33 |
| 4 to 5 months..... | 816 | 398 | 418 | 305 | 151 | 154 | 390 | 195 | 195 | 121 | 52 | 69 |
| 6 months or more..... | 18,135 | 8,597 | 9,538 | 6,386 | 3,077 | 3,309 | 9,133 | 4,360 | 4,773 | 2,616 | 1,160 | 1,456 |
| Rhode Island..... | 1,253 | 593 | 660 | 445 | 230 | 215 | 611 | 292 | 319 | 197 | 71 | 126 |
| 1 month or less..... | 8 | 5 | 3 | 6 | 4 | 2 | 1 | | 1 | 1 | 1 | |
| 2 to 3 months..... | 17 | 8 | 9 | 9 | 5 | 4 | 7 | 3 | 4 | 1 | | 2 |
| 4 to 5 months..... | 58 | 29 | 29 | 27 | 13 | 14 | 24 | 11 | 13 | 7 | 5 | 1 |
| 6 months or more..... | 1,170 | 551 | 619 | 403 | 208 | 195 | 579 | 278 | 301 | 188 | 65 | 123 |
| South Carolina..... | 87,401 | 40,525 | 46,876 | 21,484 | 10,487 | 10,997 | 47,853 | 22,666 | 25,187 | 18,064 | 7,372 | 10,692 |
| 1 month or less..... | 5,277 | 2,549 | 2,728 | 1,486 | 729 | 757 | 2,589 | 1,228 | 1,361 | 1,202 | 592 | 610 |
| 2 to 3 months..... | 38,818 | 18,510 | 20,308 | 9,258 | 4,571 | 4,687 | 21,365 | 10,436 | 10,929 | 8,195 | 3,503 | 4,692 |
| 4 to 5 months..... | 22,754 | 10,350 | 12,374 | 5,535 | 2,732 | 2,803 | 12,816 | 5,978 | 6,838 | 4,403 | 1,670 | 2,738 |
| 6 months or more..... | 20,552 | 9,086 | 11,466 | 5,205 | 2,455 | 2,750 | 11,083 | 5,024 | 6,059 | 4,264 | 1,607 | 2,657 |
| South Dakota..... | 73 | 29 | 44 | 25 | 11 | 14 | 33 | 10 | 23 | 15 | 8 | 7 |
| 1 month or less..... | | | | | | | | | | | | |
| 2 to 3 months..... | 1 | | 1 | | | | 1 | | 1 | | | |
| 4 to 5 months..... | 3 | 2 | 1 | | | | | | | 3 | 2 | 1 |
| 6 months or more..... | 69 | 27 | 42 | 25 | 11 | 14 | 32 | 10 | 22 | 12 | 6 | 6 |
| Tennessee..... | 63,109 | 29,290 | 33,819 | 15,469 | 7,599 | 7,870 | 33,522 | 15,877 | 17,645 | 14,118 | 5,814 | 8,304 |
| 1 month or less..... | 3,957 | 1,979 | 1,978 | 1,029 | 508 | 521 | 1,803 | 911 | 892 | 1,125 | 560 | 565 |
| 2 to 3 months..... | 19,805 | 9,590 | 10,215 | 4,930 | 2,440 | 2,490 | 10,263 | 5,001 | 5,262 | 4,612 | 2,149 | 2,463 |
| 4 to 5 months..... | 14,544 | 6,598 | 7,946 | 3,439 | 1,703 | 1,736 | 7,906 | 3,652 | 4,254 | 3,199 | 1,283 | 1,916 |
| 6 months or more..... | 24,803 | 11,123 | 13,680 | 6,071 | 2,948 | 3,123 | 13,550 | 6,303 | 7,247 | 5,182 | 1,872 | 3,310 |
| Texas..... | 91,633 | 43,037 | 48,596 | 17,423 | 8,402 | 9,021 | 55,867 | 27,056 | 28,811 | 18,343 | 7,579 | 10,764 |
| 1 month or less..... | 3,286 | 1,767 | 1,519 | 714 | 352 | 362 | 1,742 | 981 | 761 | 830 | 484 | 396 |
| 2 to 3 months..... | 24,894 | 12,230 | 12,664 | 4,600 | 2,214 | 2,386 | 15,142 | 7,673 | 7,469 | 5,152 | 2,343 | 2,809 |
| 4 to 5 months..... | 30,852 | 14,390 | 16,462 | 5,563 | 2,751 | 2,812 | 19,394 | 9,279 | 10,115 | 5,895 | 2,360 | 3,535 |
| 6 months or more..... | 32,601 | 14,550 | 17,951 | 6,546 | 3,085 | 3,461 | 19,589 | 9,123 | 10,466 | 6,466 | 2,442 | 4,024 |
| Utah..... | 51 | 23 | 28 | 17 | 7 | 10 | 22 | 9 | 13 | 12 | 7 | 5 |
| 1 month or less..... | 1 | | 1 | | | | 1 | | 1 | | | |
| 2 to 3 months..... | 4 | 1 | 3 | 2 | 1 | 1 | | | | 1 | | 1 |
| 4 to 5 months..... | 2 | 1 | 1 | | | | 1 | | 1 | 1 | 1 | |
| 6 months or more..... | 44 | 21 | 23 | 15 | 6 | 9 | 19 | 9 | 10 | 10 | 6 | 4 |
| Vermont..... | 123 | 58 | 65 | 41 | 13 | 28 | 62 | 35 | 27 | 20 | 10 | 10 |
| 1 month or less..... | | | | | | | | | | | | |
| 2 to 3 months..... | 1 | 1 | | | | | 1 | 1 | | | | |
| 4 to 5 months..... | 2 | 1 | 1 | | | | 1 | | 1 | 1 | 1 | |
| 6 months or more..... | 120 | 56 | 64 | 41 | 13 | 28 | 60 | 34 | 26 | 19 | 9 | 10 |
| Virginia..... | 88,726 | 40,000 | 48,726 | 22,067 | 10,701 | 11,366 | 48,938 | 22,511 | 26,427 | 17,721 | 6,738 | 10,933 |
| 1 month or less..... | 2,103 | 1,019 | 1,084 | 695 | 323 | 372 | 933 | 465 | 468 | 475 | 231 | 244 |
| 2 to 3 months..... | 11,751 | 5,660 | 6,091 | 3,303 | 1,605 | 1,698 | 5,961 | 2,922 | 3,039 | 2,487 | 1,133 | 1,354 |
| 4 to 5 months..... | 38,921 | 17,532 | 21,389 | 9,672 | 4,744 | 4,928 | 21,564 | 9,956 | 11,608 | 7,685 | 2,832 | 4,853 |
| 6 months or more..... | 35,951 | 15,789 | 20,162 | 8,897 | 4,029 | 4,868 | 20,480 | 9,168 | 11,312 | 7,074 | 2,592 | 4,482 |
| Washington..... | 274 | 144 | 130 | 101 | 49 | 52 | 130 | 74 | 56 | 43 | 21 | 22 |
| 1 month or less..... | 3 | 2 | 1 | 3 | 2 | 1 | | | | 3 | 2 | 1 |
| 2 to 3 months..... | 13 | 8 | 5 | 4 | 2 | 2 | 6 | 4 | 2 | | | |
| 4 to 5 months..... | 15 | 9 | 6 | | 2 | 4 | 8 | 6 | 2 | 1 | 1 | |
| 6 months or more..... | 243 | 125 | 118 | 88 | 43 | 45 | 116 | 64 | 52 | 39 | 18 | 21 |
| West Virginia..... | 5,750 | 2,730 | 2,970 | 1,658 | 852 | 806 | 2,758 | 1,337 | 1,421 | 1,334 | 591 | 743 |
| 1 month or less..... | 158 | 91 | 67 | 53 | 35 | 18 | 70 | 40 | 30 | 35 | 16 | 19 |
| 2 to 3 months..... | 684 | 386 | 298 | 232 | 129 | 103 | 266 | 140 | 126 | 186 | 117 | 69 |
| 4 to 5 months..... | 2,129 | 1,010 | 1,119 | 686 | 337 | 349 | 1,049 | 513 | 536 | 394 | 160 | 234 |
| 6 months or more..... | 2,779 | 1,293 | 1,486 | 687 | 351 | 336 | 1,373 | 644 | 729 | 719 | 298 | 421 |
| Wisconsin..... | 342 | 158 | 184 | 100 | 49 | 51 | 161 | 69 | 92 | 81 | 40 | 41 |
| 1 month or less..... | 2 | 1 | 1 | 2 | 1 | 1 | | | | | | |
| 2 to 3 months..... | 16 | 12 | 4 | 5 | 4 | | 5 | 2 | 2 | 6 | 5 | 1 |
| 4 to 5 months..... | 19 | 10 | 9 | 6 | 3 | 3 | 5 | 2 | 3 | 8 | 5 | 3 |
| 6 months or more..... | 305 | 135 | 170 | 87 | 41 | 46 | 151 | 64 | 87 | 67 | 30 | 37 |
| Wyoming..... | 88 | 44 | 44 | 31 | 21 | 10 | 39 | 19 | 20 | 18 | 4 | 14 |
| 1 month or less..... | 1 | 1 | | 1 | 1 | | | | | 1 | 1 | |
| 2 to 3 months..... | 2 | 2 | | 1 | 1 | | | | | 1 | 1 | |
| 4 to 5 months..... | 2 | 2 | | | | | 1 | 1 | | 1 | 1 | |
| 6 months or more..... | 83 | 39 | 44 | 29 | 19 | 10 | 38 | 18 | 20 | 16 | 2 | 14 |

¹ Includes all persons of negro descent.

STATISTICS OF POPULATION.

TABLE 48.—TOTAL PERSONS IN THE UNITED STATES ATTENDING SCHOOL DURING THE CENSUS YEAR.

[The designation "native white—native parents" comprehends all native white persons having either both parents native born, one parent native born and one both parents

| GENERAL NATIVITY, COLOR, AND MONTHS OF SCHOOL ATTENDANCE. | ALL PERSONS. | | | UNDER 5 YEARS. | | | 5 TO 9 YEARS. | | |
|---|--------------|-----------|-----------|----------------|--------|----------|---------------|-----------|-----------|
| | Total. | Males. | Females. | Total. | Males. | Females. | Total. | Males. | Females. |
| Aggregate ¹ | 13,385,628 | 6,678,867 | 6,706,761 | 44,227 | 22,219 | 22,008 | 4,278,815 | 2,168,254 | 2,115,561 |
| 1 month or less..... | 236,188 | 120,775 | 115,413 | 2,180 | 1,057 | 1,123 | 86,551 | 42,624 | 43,927 |
| 2 to 3 months..... | 1,422,850 | 740,702 | 682,148 | 7,843 | 3,910 | 3,933 | 442,647 | 221,009 | 221,638 |
| 4 to 5 months..... | 1,912,550 | 988,153 | 924,392 | 5,344 | 2,748 | 2,596 | 522,726 | 263,542 | 259,184 |
| 6 months or more..... | 9,814,040 | 4,829,232 | 4,984,808 | 28,860 | 14,504 | 14,356 | 3,221,891 | 1,631,079 | 1,590,812 |
| Native born..... | 13,001,719 | 6,482,516 | 6,519,203 | 43,586 | 21,886 | 21,700 | 4,187,647 | 2,114,926 | 2,072,721 |
| 1 month or less..... | 233,027 | 119,068 | 113,959 | 2,151 | 1,044 | 1,107 | 85,708 | 42,206 | 43,502 |
| 2 to 3 months..... | 1,407,984 | 732,874 | 675,610 | 7,773 | 3,874 | 3,899 | 439,834 | 219,348 | 219,986 |
| 4 to 5 months..... | 1,891,986 | 976,786 | 915,200 | 5,287 | 2,717 | 2,570 | 518,651 | 261,502 | 257,149 |
| 6 months or more..... | 9,468,722 | 4,654,288 | 4,814,434 | 28,375 | 14,251 | 14,124 | 3,143,954 | 1,591,870 | 1,552,084 |
| Foreign born..... | 383,909 | 196,351 | 187,558 | 641 | 333 | 308 | 86,168 | 43,328 | 42,840 |
| 1 month or less..... | 3,161 | 1,707 | 1,454 | 29 | 13 | 16 | 843 | 418 | 425 |
| 2 to 3 months..... | 14,866 | 8,328 | 6,538 | 70 | 36 | 34 | 3,813 | 1,661 | 1,652 |
| 4 to 5 months..... | 20,564 | 11,372 | 9,192 | 57 | 31 | 26 | 4,075 | 2,040 | 2,035 |
| 6 months or more..... | 345,318 | 174,944 | 170,374 | 485 | 253 | 232 | 77,937 | 39,209 | 38,728 |
| White (total)..... | 12,245,220 | 6,145,429 | 6,099,791 | 41,454 | 20,763 | 20,691 | 3,976,801 | 2,012,706 | 1,964,095 |
| 1 month or less..... | 178,978 | 91,768 | 87,210 | 1,971 | 955 | 1,016 | 69,998 | 34,377 | 35,621 |
| 2 to 3 months..... | 1,089,947 | 580,577 | 509,370 | 7,141 | 3,550 | 3,591 | 358,823 | 179,631 | 179,192 |
| 4 to 5 months..... | 1,612,169 | 849,877 | 762,292 | 4,646 | 2,378 | 2,268 | 445,406 | 225,412 | 219,994 |
| 6 months or more..... | 9,364,126 | 4,623,207 | 4,740,919 | 27,696 | 13,880 | 13,816 | 3,102,574 | 1,573,286 | 1,529,238 |
| Native white..... | 11,863,585 | 5,950,573 | 5,912,962 | 40,829 | 20,438 | 20,391 | 3,891,026 | 1,969,579 | 1,921,447 |
| 1 month or less..... | 175,842 | 90,082 | 85,760 | 1,942 | 942 | 1,000 | 69,162 | 33,963 | 35,199 |
| 2 to 3 months..... | 1,075,147 | 572,290 | 502,857 | 7,072 | 3,514 | 3,558 | 355,526 | 177,974 | 177,552 |
| 4 to 5 months..... | 1,591,746 | 838,601 | 758,145 | 4,591 | 2,348 | 2,243 | 441,361 | 223,384 | 217,977 |
| 6 months or more..... | 9,020,800 | 4,449,600 | 4,571,200 | 27,224 | 13,634 | 13,590 | 3,024,977 | 1,534,258 | 1,490,719 |
| Native white—native parents..... | 8,252,398 | 4,146,062 | 4,106,336 | 22,327 | 11,225 | 11,102 | 2,518,921 | 1,276,927 | 1,241,994 |
| 1 month or less..... | 152,738 | 78,767 | 73,971 | 1,203 | 597 | 606 | 57,074 | 28,139 | 28,935 |
| 2 to 3 months..... | 942,709 | 500,447 | 442,262 | 4,443 | 2,210 | 2,233 | 296,748 | 148,809 | 147,939 |
| 4 to 5 months..... | 1,373,886 | 718,034 | 655,852 | 2,921 | 1,437 | 1,434 | 369,938 | 187,410 | 182,528 |
| 6 months or more..... | 5,783,065 | 2,848,814 | 2,934,251 | 13,760 | 6,931 | 6,829 | 1,795,161 | 912,569 | 882,592 |
| Native white—foreign parents..... | 3,611,137 | 1,804,511 | 1,806,626 | 13,502 | 9,213 | 9,289 | 1,372,105 | 692,652 | 679,453 |
| 1 month or less..... | 23,104 | 11,815 | 11,739 | 739 | 345 | 394 | 12,038 | 5,324 | 6,264 |
| 2 to 3 months..... | 132,438 | 71,843 | 60,595 | 2,629 | 1,304 | 1,325 | 58,778 | 29,165 | 29,613 |
| 4 to 5 months..... | 217,860 | 120,567 | 97,293 | 1,670 | 861 | 809 | 71,423 | 35,974 | 35,449 |
| 6 months or more..... | 3,237,735 | 1,600,786 | 1,636,949 | 13,464 | 6,703 | 6,761 | 1,229,816 | 621,689 | 608,127 |
| Foreign white..... | 381,685 | 194,856 | 186,829 | 625 | 325 | 300 | 85,775 | 43,127 | 42,648 |
| 1 month or less..... | 3,136 | 1,636 | 1,450 | 29 | 13 | 16 | 836 | 414 | 422 |
| 2 to 3 months..... | 14,800 | 8,287 | 6,513 | 69 | 36 | 33 | 3,297 | 1,657 | 1,640 |
| 4 to 5 months..... | 20,423 | 11,276 | 9,147 | 55 | 30 | 25 | 4,045 | 2,023 | 2,017 |
| 6 months or more..... | 343,326 | 173,607 | 169,719 | 472 | 245 | 226 | 77,597 | 39,023 | 38,569 |
| Colored (total) ² | 1,140,408 | 533,438 | 606,970 | 2,773 | 1,456 | 1,317 | 297,014 | 145,543 | 151,466 |
| 1 month or less..... | 57,210 | 29,007 | 28,203 | 209 | 102 | 107 | 16,553 | 8,247 | 8,306 |
| 2 to 3 months..... | 332,903 | 160,125 | 172,778 | 702 | 360 | 342 | 83,824 | 41,373 | 42,446 |
| 4 to 5 months..... | 300,381 | 138,231 | 162,100 | 698 | 370 | 328 | 77,320 | 38,130 | 39,190 |
| 6 months or more..... | 449,914 | 206,025 | 243,889 | 1,164 | 624 | 540 | 119,817 | 57,793 | 61,524 |
| Persons of negro descent..... | 1,096,774 | 510,007 | 536,767 | 2,534 | 1,333 | 1,201 | 234,800 | 139,210 | 145,590 |
| 1 month or less..... | 56,486 | 28,628 | 27,858 | 201 | 98 | 103 | 16,295 | 8,122 | 8,173 |
| 2 to 3 months..... | 329,310 | 158,178 | 171,132 | 649 | 331 | 318 | 82,645 | 40,782 | 41,863 |
| 4 to 5 months..... | 296,259 | 136,028 | 160,231 | 655 | 346 | 309 | 76,068 | 37,464 | 38,604 |
| 6 months or more..... | 414,719 | 187,173 | 227,546 | 1,029 | 558 | 471 | 109,792 | 52,842 | 56,950 |

¹ Includes persons in the military and naval service of the United States (including civilian employees, etc.) stationed abroad, not credited to any state or territory.² Persons of negro descent, Chinese, Japanese, and Indians.

SCHOOL ATTENDANCE.

385

CLASSIFIED BY SEX, GENERAL NATIVITY, COLOR, AGE PERIODS, AND MONTHS OF SCHOOL ATTENDANCE: 1900.

parent unknown, or both parents unknown, while the designation "native white—foreign parents" comprehends all native white persons having either one or foreign born.]

| GENERAL NATIVITY, COLOR, AND MONTHS OF SCHOOL ATTENDANCE. | 10 TO 14 YEARS. | | | 15 TO 20 YEARS. | | | 21 YEARS AND OVER. | | |
|---|-----------------|-----------|-----------|-----------------|-----------|-----------|--------------------|---------|----------|
| | Total. | Males. | Females. | Total. | Males. | Females. | Total. | Males. | Females. |
| Aggregate ¹ | 6,459,593 | 3,220,016 | 3,239,577 | 2,445,537 | 1,175,937 | 1,269,600 | 162,456 | 102,441 | 60,015 |
| 1 month or less..... | 85,814 | 44,036 | 41,778 | 59,049 | 31,475 | 27,574 | 2,594 | 1,583 | 1,011 |
| 2 to 3 months..... | 618,221 | 318,493 | 299,728 | 340,429 | 189,141 | 151,288 | 13,710 | 8,149 | 5,561 |
| 4 to 5 months..... | 930,466 | 477,341 | 453,122 | 439,889 | 236,388 | 203,501 | 14,128 | 8,139 | 5,989 |
| 6 months or more..... | 4,825,095 | 2,380,146 | 2,444,949 | 1,606,170 | 718,933 | 887,237 | 132,024 | 84,570 | 47,454 |
| Native born..... | 6,231,054 | 3,103,671 | 3,127,383 | 2,386,949 | 1,146,280 | 1,240,669 | 152,483 | 95,763 | 56,730 |
| 1 month or less..... | 84,529 | 43,368 | 41,161 | 58,255 | 30,999 | 27,256 | 2,404 | 1,451 | 953 |
| 2 to 3 months..... | 611,321 | 314,807 | 296,514 | 336,372 | 186,586 | 149,786 | 13,184 | 7,759 | 5,425 |
| 4 to 5 months..... | 919,476 | 471,436 | 448,040 | 434,990 | 233,381 | 201,609 | 13,582 | 7,750 | 5,832 |
| 6 months or more..... | 4,615,728 | 2,274,060 | 2,341,668 | 1,557,352 | 695,314 | 862,038 | 123,313 | 78,793 | 44,520 |
| Foreign born..... | 228,539 | 116,345 | 112,194 | 58,588 | 29,657 | 28,931 | 9,973 | 6,688 | 3,285 |
| 1 month or less..... | 1,285 | 668 | 617 | 814 | 476 | 338 | 190 | 132 | 58 |
| 2 to 3 months..... | 6,900 | 3,636 | 3,214 | 4,057 | 2,555 | 1,502 | 526 | 390 | 136 |
| 4 to 5 months..... | 10,987 | 5,905 | 5,082 | 4,899 | 3,007 | 1,892 | 546 | 389 | 157 |
| 6 months or more..... | 209,367 | 106,086 | 103,281 | 48,818 | 23,619 | 25,199 | 8,711 | 5,777 | 2,934 |
| White (total)..... | 5,853,020 | 2,932,251 | 2,920,769 | 2,223,771 | 1,083,941 | 1,139,830 | 150,174 | 95,768 | 54,406 |
| 1 month or less..... | 59,545 | 30,569 | 28,976 | 45,375 | 24,568 | 20,807 | 2,089 | 1,299 | 790 |
| 2 to 3 months..... | 443,678 | 233,160 | 210,518 | 269,251 | 157,402 | 111,849 | 11,054 | 6,834 | 4,220 |
| 4 to 5 months..... | 765,815 | 400,368 | 365,447 | 384,459 | 214,627 | 169,832 | 11,843 | 7,092 | 4,751 |
| 6 months or more..... | 4,583,982 | 2,268,154 | 2,315,823 | 1,524,686 | 687,344 | 837,342 | 125,188 | 80,543 | 44,645 |
| Native white..... | 5,625,294 | 2,816,377 | 2,808,917 | 2,165,811 | 1,054,752 | 1,111,059 | 140,575 | 89,427 | 51,148 |
| 1 month or less..... | 58,266 | 29,907 | 28,359 | 44,570 | 24,100 | 20,470 | 1,902 | 1,170 | 732 |
| 2 to 3 months..... | 436,795 | 229,432 | 207,313 | 265,216 | 154,867 | 110,349 | 10,538 | 6,453 | 4,085 |
| 4 to 5 months..... | 754,873 | 394,490 | 360,383 | 379,606 | 211,659 | 167,947 | 11,315 | 6,720 | 4,595 |
| 6 months or more..... | 4,375,360 | 2,162,498 | 2,212,362 | 1,476,419 | 664,126 | 812,293 | 116,820 | 75,084 | 41,736 |
| Native white—native parents..... | 3,908,426 | 1,958,180 | 1,950,256 | 1,693,080 | 820,083 | 862,997 | 109,634 | 69,647 | 39,987 |
| 1 month or less..... | 53,138 | 27,376 | 25,762 | 39,725 | 21,668 | 18,057 | 1,598 | 987 | 611 |
| 2 to 3 months..... | 396,894 | 207,829 | 189,065 | 235,381 | 136,000 | 99,381 | 9,243 | 5,599 | 3,644 |
| 4 to 5 months..... | 659,659 | 341,552 | 318,107 | 331,439 | 181,725 | 149,714 | 9,929 | 5,860 | 4,069 |
| 6 months or more..... | 2,798,745 | 1,381,423 | 1,417,322 | 1,086,535 | 490,690 | 595,845 | 88,364 | 57,201 | 31,663 |
| Native white—foreign parents..... | 1,716,856 | 858,197 | 853,661 | 472,781 | 224,669 | 243,062 | 30,941 | 19,780 | 11,161 |
| 1 month or less..... | 5,128 | 2,531 | 2,597 | 4,845 | 2,432 | 2,413 | 304 | 183 | 121 |
| 2 to 3 months..... | 39,901 | 21,653 | 18,243 | 29,835 | 18,867 | 10,968 | 1,295 | 854 | 441 |
| 4 to 5 months..... | 95,214 | 52,938 | 42,276 | 48,167 | 29,934 | 18,233 | 1,386 | 860 | 526 |
| 6 months or more..... | 1,576,615 | 781,075 | 795,540 | 389,884 | 173,436 | 216,448 | 27,956 | 17,883 | 10,073 |
| Foreign white..... | 227,726 | 115,874 | 111,852 | 57,960 | 29,189 | 28,771 | 9,599 | 6,341 | 3,258 |
| 1 month or less..... | 1,279 | 662 | 617 | 805 | 468 | 337 | 187 | 129 | 58 |
| 2 to 3 months..... | 6,883 | 3,678 | 3,205 | 4,085 | 2,535 | 1,500 | 516 | 381 | 185 |
| 4 to 5 months..... | 10,942 | 5,878 | 5,064 | 4,853 | 2,968 | 1,885 | 528 | 372 | 156 |
| 6 months or more..... | 208,622 | 105,656 | 102,966 | 48,267 | 23,218 | 25,049 | 8,368 | 5,459 | 2,909 |
| Colored (total) ² | 606,573 | 287,765 | 318,808 | 221,766 | 91,996 | 129,770 | 12,282 | 6,673 | 5,609 |
| 1 month or less..... | 26,269 | 13,467 | 12,802 | 13,674 | 6,907 | 6,767 | 505 | 284 | 221 |
| 2 to 3 months..... | 174,543 | 85,333 | 89,210 | 71,178 | 31,739 | 39,439 | 2,656 | 1,315 | 1,341 |
| 4 to 5 months..... | 164,648 | 76,973 | 87,675 | 55,430 | 21,761 | 33,669 | 2,285 | 1,047 | 1,238 |
| 6 months or more..... | 241,113 | 111,992 | 129,121 | 81,484 | 31,589 | 49,895 | 6,836 | 4,027 | 2,809 |
| Persons of negro descent..... | 587,583 | 277,846 | 309,737 | 211,173 | 86,066 | 125,107 | 10,684 | 5,552 | 5,132 |
| 1 month or less..... | 25,984 | 13,318 | 12,666 | 13,519 | 6,820 | 6,699 | 487 | 270 | 217 |
| 2 to 3 months..... | 173,004 | 84,521 | 88,483 | 70,422 | 31,278 | 39,144 | 2,590 | 1,266 | 1,324 |
| 4 to 5 months..... | 162,865 | 76,034 | 86,831 | 54,488 | 21,210 | 33,278 | 2,183 | 974 | 1,209 |
| 6 months or more..... | 225,730 | 103,973 | 121,757 | 72,744 | 26,758 | 45,986 | 5,424 | 3,042 | 2,382 |

¹ Includes persons in the military and naval service of the United States (including civilian employees, etc.) stationed abroad, not credited to any state or territory.

² Persons of negro descent, Chinese, Japanese, and Indians.

TABLE 49.—TOTAL PERSONS ATTENDING SCHOOL DURING THE CENSUS YEAR, CLASSIFIED BY SEX AND AGE PERIODS, FOR CITIES HAVING 25,000 INHABITANTS OR MORE: 1900.

| CITIES. | UNDER 5 YEARS. | | | 5 TO 9 YEARS. | | | 10 TO 14 YEARS. | | | 15 TO 20 YEARS. | | | 21 YEARS AND OVER. | | |
|---------------------------|----------------|--------|---------------|---------------|--------|---------------|-----------------|--------|---------------|-----------------|--------|---------------|--------------------|--------|---------------|
| | Total. | Males. | Fe- males. | Total. | Males. | Fe- males. | Total. | Males. | Fe- males. | Total. | Males. | Fe- males. | Total. | Males. | Fe- males. |
| Akron, Ohio..... | 12 | 4 | 8 | 2,724 | 1,844 | 1,380 | 3,515 | 1,768 | 1,747 | 868 | 398 | 470 | 92 | 50 | 42 |
| Albany, N. Y..... | 204 | 100 | 104 | 5,593 | 2,712 | 2,821 | 6,984 | 3,467 | 3,517 | 2,127 | 905 | 1,222 | 215 | 112 | 103 |
| Allegheny, Pa..... | 182 | 66 | 66 | 8,769 | 4,404 | 4,365 | 9,537 | 4,705 | 4,832 | 2,003 | 908 | 1,095 | 186 | 129 | 57 |
| Allentown, Pa..... | 7 | 2 | 5 | 2,524 | 1,203 | 1,221 | 2,545 | 1,224 | 1,321 | 545 | 284 | 261 | 71 | 61 | 10 |
| Altoona, Pa..... | 6 | 2 | 3 | 2,822 | 1,157 | 1,075 | 3,473 | 1,725 | 1,748 | 981 | 403 | 578 | 56 | 34 | 22 |
| Atlanta, Ga..... | 23 | 11 | 12 | 3,333 | 1,644 | 1,689 | 6,676 | 3,020 | 3,656 | 2,662 | 1,073 | 1,589 | 244 | 163 | 81 |
| Atlantic City, N. J..... | 22 | 9 | 13 | 1,600 | 793 | 807 | 1,742 | 835 | 907 | 561 | 279 | 282 | 23 | 26 | 2 |
| Auburn, N. Y..... | 25 | 12 | 13 | 1,663 | 815 | 848 | 2,054 | 1,000 | 1,054 | 606 | 261 | 345 | 52 | 35 | 19 |
| Augusta, Ga..... | 24 | 16 | 8 | 1,942 | 905 | 1,037 | 2,742 | 1,258 | 1,484 | 990 | 376 | 614 | 81 | 61 | 20 |
| Baltimore, Md..... | 143 | 68 | 75 | 27,056 | 13,400 | 13,656 | 38,632 | 19,093 | 19,539 | 8,739 | 4,157 | 4,582 | 940 | 613 | 322 |
| Bay City, Mich..... | 5 | | 5 | 1,860 | 947 | 913 | 2,860 | 1,385 | 1,475 | 791 | 325 | 466 | 40 | 21 | 19 |
| Bayonne, N. J..... | 34 | 11 | 23 | 2,980 | 1,460 | 1,470 | 2,828 | 1,432 | 1,396 | 523 | 221 | 302 | 27 | 18 | 9 |
| Binghamton, N. Y..... | 62 | 34 | 28 | 1,110 | 1,043 | 1,110 | 2,861 | 1,390 | 1,471 | 1,106 | 469 | 637 | 64 | 36 | 28 |
| Birmingham, Ala..... | 10 | 4 | 6 | 1,259 | 610 | 649 | 2,339 | 1,083 | 1,256 | 818 | 309 | 509 | 63 | 41 | 22 |
| Boston, Mass..... | 1,416 | 712 | 704 | 34,587 | 17,442 | 17,145 | 39,031 | 19,640 | 19,391 | 12,845 | 5,801 | 6,744 | 2,028 | 1,285 | 743 |
| Bridgeport, Conn..... | 56 | 29 | 27 | 4,229 | 2,064 | 2,165 | 4,760 | 2,317 | 2,443 | 1,121 | 490 | 631 | 89 | 67 | 22 |
| Brockton, Mass..... | 13 | 9 | 4 | 2,374 | 1,214 | 1,160 | 3,094 | 1,547 | 1,547 | 983 | 459 | 523 | 63 | 38 | 30 |
| Buffalo, N. Y..... | 411 | 214 | 197 | 24,971 | 12,841 | 12,130 | 30,955 | 15,624 | 15,334 | 7,220 | 3,303 | 3,917 | 504 | 289 | 215 |
| Butte, Mont..... | 16 | 8 | 8 | 1,693 | 847 | 846 | 1,784 | 875 | 909 | 631 | 260 | 371 | 40 | 23 | 12 |
| Cambridge, Mass..... | 282 | 141 | 141 | 6,548 | 3,203 | 3,345 | 8,345 | 3,851 | 3,513 | 2,373 | 1,744 | 1,228 | 1,362 | 1,203 | 159 |
| Camden, N. J..... | 49 | 21 | 28 | 4,475 | 2,211 | 2,264 | 5,789 | 2,824 | 2,965 | 1,075 | 444 | 631 | 48 | 33 | 15 |
| Canton, Ohio..... | 19 | 7 | 12 | 2,055 | 1,019 | 1,036 | 2,744 | 1,361 | 1,383 | 736 | 311 | 425 | 39 | 19 | 20 |
| Cedar Rapids, Iowa..... | 11 | 6 | 5 | 1,732 | 876 | 856 | 2,137 | 1,089 | 1,048 | 530 | 395 | 495 | 113 | 70 | 43 |
| Charleston, S. C..... | 56 | 27 | 29 | 2,375 | 1,184 | 1,191 | 4,605 | 2,184 | 2,421 | 1,436 | 694 | 792 | 100 | 68 | 32 |
| Chattanooga, Tenn..... | 7 | 3 | 4 | 1,425 | 706 | 719 | 2,150 | 1,022 | 1,128 | 323 | 282 | 546 | 36 | 26 | 10 |
| Chelsea, Mass..... | 20 | 7 | 13 | 2,505 | 1,282 | 1,223 | 2,625 | 1,274 | 1,351 | 778 | 394 | 444 | 67 | 39 | 28 |
| Chester, Pa..... | 17 | 8 | 9 | 2,360 | 1,153 | 1,202 | 2,512 | 1,149 | 1,363 | 634 | 316 | 318 | 41 | 31 | 10 |
| Chicago, Ill..... | 992 | 493 | 499 | 103,937 | 52,035 | 51,902 | 118,927 | 57,631 | 58,296 | 28,287 | 12,430 | 15,857 | 3,926 | 2,400 | 1,526 |
| Cincinnati, Ohio..... | 89 | 51 | 38 | 21,798 | 11,015 | 10,783 | 25,580 | 13,165 | 12,415 | 6,373 | 3,433 | 3,445 | 629 | 410 | 219 |
| Cleveland, Ohio..... | 85 | 46 | 39 | 25,465 | 12,848 | 12,617 | 32,794 | 16,230 | 16,564 | 7,160 | 3,338 | 3,322 | 1,023 | 789 | 239 |
| Columbus, Ohio..... | 36 | 17 | 19 | 7,056 | 3,532 | 3,524 | 9,826 | 4,902 | 4,924 | 3,733 | 1,907 | 1,826 | 785 | 540 | 245 |
| Council Bluffs, Iowa..... | 26 | 13 | 13 | 2,287 | 1,220 | 1,067 | 2,545 | 1,254 | 1,291 | 963 | 412 | 551 | 61 | 30 | 31 |
| Covington, Ky..... | 46 | 20 | 26 | 3,155 | 1,507 | 1,558 | 3,542 | 1,729 | 1,813 | 665 | 239 | 376 | 31 | 22 | 9 |
| Dallas, Tex..... | 10 | 5 | 5 | 999 | 496 | 503 | 3,373 | 1,602 | 1,776 | 1,271 | 531 | 740 | 76 | 56 | 20 |
| Davenport, Iowa..... | 25 | 13 | 12 | 2,343 | 1,172 | 1,171 | 3,074 | 1,513 | 1,561 | 853 | 400 | 453 | 147 | 69 | 78 |
| Dayton, Ohio..... | 41 | 20 | 21 | 5,351 | 2,637 | 2,714 | 6,911 | 3,430 | 3,481 | 1,937 | 994 | 1,003 | 128 | 78 | 50 |
| Denver, Colo..... | 173 | 87 | 86 | 7,723 | 3,830 | 3,898 | 10,414 | 5,126 | 5,288 | 4,500 | 1,940 | 2,560 | 425 | 251 | 174 |
| Des Moines, Iowa..... | 64 | 33 | 31 | 4,532 | 2,335 | 2,197 | 5,018 | 2,455 | 2,563 | 2,464 | 1,115 | 1,349 | 726 | 439 | 237 |
| Detroit, Mich..... | 173 | 102 | 76 | 18,376 | 9,400 | 8,976 | 23,633 | 11,900 | 11,733 | 5,417 | 2,540 | 2,877 | 522 | 340 | 182 |
| Dubuque, Iowa..... | 85 | 45 | 40 | 3,091 | 1,517 | 1,574 | 3,037 | 1,482 | 1,555 | 946 | 433 | 513 | 127 | 98 | 29 |
| Duluth, Minn..... | 41 | 19 | 22 | 4,224 | 2,087 | 2,137 | 4,159 | 2,023 | 2,136 | 1,397 | 533 | 309 | 64 | 31 | 33 |
| Easton, Pa..... | 3 | | 3 | 1,560 | 785 | 775 | 1,983 | 996 | 992 | 711 | 445 | 266 | 205 | 193 | 12 |
| East St. Louis, Ill..... | 6 | | 6 | 1,830 | 918 | 962 | 2,201 | 1,069 | 1,132 | 466 | 191 | 275 | 13 | 6 | 7 |
| Elizabeth, N. J..... | 20 | 9 | 11 | 3,271 | 1,677 | 1,594 | 4,293 | 2,144 | 2,149 | 1,006 | 441 | 565 | 35 | 19 | 16 |
| Elmira, N. Y..... | 19 | 12 | 7 | 1,760 | 873 | 887 | 2,620 | 1,325 | 1,295 | 1,126 | 474 | 652 | 105 | 51 | 54 |
| Erie, Pa..... | 30 | 10 | 20 | 2,871 | 1,430 | 1,441 | 4,055 | 1,991 | 2,064 | 932 | 409 | 573 | 50 | 30 | 20 |
| Evansville, Ind..... | 10 | 6 | 4 | 3,539 | 1,808 | 1,731 | 4,915 | 2,339 | 2,526 | 1,206 | 599 | 647 | 37 | 67 | 20 |
| Fall River, Mass..... | 102 | 58 | 49 | 6,834 | 3,522 | 3,362 | 8,622 | 4,241 | 4,381 | 1,248 | 565 | 633 | 124 | 60 | 64 |
| Fitchburg, Mass..... | 32 | 17 | 15 | 2,303 | 1,167 | 1,136 | 2,612 | 1,217 | 1,295 | 640 | 287 | 353 | 55 | 23 | 32 |
| Fort Wayne, Ind..... | 6 | 3 | 3 | 3,078 | 1,504 | 1,574 | 4,067 | 2,014 | 2,053 | 1,146 | 495 | 651 | 59 | 33 | 26 |
| Fort Worth, Tex..... | 6 | 3 | 3 | 1,074 | 511 | 563 | 2,138 | 1,016 | 1,122 | 803 | 331 | 472 | 51 | 36 | 15 |
| Galveston, Tex..... | 17 | 9 | 8 | 1,619 | 806 | 813 | 3,019 | 1,437 | 1,582 | 916 | 390 | 526 | 63 | 46 | 17 |
| Gloucester, Mass..... | 20 | 13 | 7 | 1,795 | 892 | 908 | 2,000 | 964 | 1,036 | 657 | 326 | 331 | 46 | 33 | 13 |
| Grand Rapids, Mich..... | 79 | 38 | 41 | 6,266 | 3,075 | 3,191 | 7,620 | 3,734 | 3,886 | 2,347 | 1,032 | 1,315 | 171 | 97 | 74 |
| Harrisburg, Pa..... | 18 | 7 | 11 | 2,936 | 1,497 | 1,499 | 4,036 | 1,936 | 2,050 | 1,034 | 499 | 635 | 61 | 43 | 13 |
| Hartford, Conn..... | 370 | 194 | 176 | 5,124 | 2,643 | 2,481 | 5,450 | 2,755 | 2,695 | 1,833 | 832 | 951 | 286 | 213 | 73 |
| Haverhill, Mass..... | 22 | 10 | 12 | 2,415 | 1,221 | 1,194 | 2,682 | 1,298 | 1,384 | 1,007 | 447 | 560 | 48 | 25 | 23 |
| Hoboken, N. J..... | 31 | 12 | 19 | 3,757 | 1,901 | 1,856 | 4,854 | 2,432 | 2,422 | 837 | 389 | 498 | 53 | 33 | 15 |
| Holyoke, Mass..... | 60 | 30 | 30 | 2,809 | 1,414 | 1,395 | 3,853 | 1,903 | 1,950 | 861 | 336 | 475 | 84 | 55 | 29 |
| Honolulu, Hawaii..... | 118 | 61 | 57 | 2,135 | 1,104 | 1,031 | 2,423 | 1,312 | 1,116 | 849 | 539 | 310 | 34 | 26 | 8 |
| Houston, Tex..... | 8 | 5 | 3 | 1,535 | 789 | 746 | 3,457 | 1,652 | 1,805 | 1,233 | 502 | 731 | 72 | 40 | 32 |
| Indianapolis, Ind..... | 42 | 21 | 21 | 9,293 | 4,806 | 4,437 | 12,953 | 6,324 | 6,629 | 4,462 | 1,857 | 2,605 | 377 | 244 | 135 |
| Jackson, Mich..... | 4 | | 4 | 1,136 | 574 | 562 | 1,851 | 895 | 956 | 723 | 344 | 379 | 40 | 19 | 21 |
| Jacksonville, Fla..... | 13 | 7 | 6 | 1,064 | 497 | 567 | 2,103 | 1,010 | 1,093 | 735 | 301 | 434 | 58 | 32 | 26 |
| Jersey City, N. J..... | 158 | 85 | 73 | 13,333 | 6,687 | 6,671 | 16,351 | 8,054 | 8,297 | 2,976 | 1,247 | 1,729 | 151 | 88 | 63 |
| Johnstown, Pa..... | 5 | 1 | 4 | 1,920 | 949 | 971 | 2,880 | 1,373 | 1,507 | 705 | 257 | 448 | 47 | 23 | 13 |
| Joliet, Ill..... | 18 | 7 | 11 | 1,933 | 968 | 970 | 2,623 | 1,300 | 1,323 | 763 | 316 | 447 | 52 | 27 | 25 |
| Joplin, Mo..... | 6 | 2 | 4 | 1,591 | 806 | 785 | 2,008 | 973 | 1,035 | 644 | 301 | 343 | 30 | 13 | 17 |
| Kansas City, Kans..... | 14 | 7 | 7 | 3,092 | 1,557 | 1,535 | 4,482 | 2,185 | 2,297 | 1,334 | 577 | 807 | 95 | 56 | 39 |
| Kansas City, Mo..... | 28 | 13 | 15 | 8,159 | 3,994 | 4,165 | 12,230 | 5,909 | 6,321 | 4,949 | 1,982 | 2,967 | 342 | 193 | 144 |
| Knoxville, Tenn..... | 4 | 4 | | 1,551 | 752 | 799 | 2,471 | 1,193 | 1,273 | 1,054 | 492 | 562 | 120 | 83 | 34 |
| La Crosse, Wis..... | 34 | 19 | 15 | 1,932 | 1,011 | 971 | 2,946 | 1,465 | 1,481 | 832 | 409 | 473 | 73 | 43 | 30 |
| Lancaster, Pa..... | 15 | 9 | 6 | 1,890 | 893 | 997 | 2,975 | 1,446 | 1,529 | 664 | 323 | 336 | 114 | 92 | 22 |
| Lawrence, Mass..... | 20 | 9 | 11 | 3,333 | 2,025 | 1,913 | 4,437 | 2,247 | 2,190 | 963 | 425 | 538 | 101 | 68 | 33 |
| Lexington, Ky..... | 9 | 3 | 6 | 695 | 368 | 327 | 1,935 | 887 | 1,043 | 955 | 413 | 537 | 134 | 106 | 28 |
| Lincoln, Nebr..... | 50 | 24 | 26 | 2,595 | 1,322 | 1,273 | 3,355 | 1,649 | 1,706 | 2,306 | 1,111 | 1,395 | 1,134 | 634 | 350 |
| Little Rock, Ark..... | 5 | 1 | 4 | 1,773 | 900 | 873 | 3,067 | 1,423 | 1,639 | 1,139 | 464 | 725 | 97 | 70 | 27 |
| Los Angeles, Cal..... | 199 | 92 | 107 | 6,238 | 3,050 | 3,233 | 7,823 | 3,706 | 4,122 | 3,493 | 1,856 | 2,107 | 465 | 220 | 245 |
| Louisville, Ky..... | 49 | 27 | 22 | 10,123 | 5,116 | 5,012 | 15,436 | 7,566 | 7,870 | 4,265 | 1,856 | 2,409 | 450 | 361 | 89 |
| Lowell, Mass..... | 200 | 108 | 92 | 5,761 | 2,894 | 2,867 | 6,665 | 3,223 | 3,442 | 1,574 | 683 | 891 | 139 | 84 | 55 |

SCHOOL ATTENDANCE.

TABLE 49.—TOTAL PERSONS ATTENDING SCHOOL DURING THE CENSUS YEAR, CLASSIFIED BY SEX AND AGE PERIODS, FOR CITIES HAVING 25,000 INHABITANTS OR MORE: 1900—Continued.

| CITIES. | UNDER 5 YEARS. | | | 5 TO 9 YEARS. | | | 10 TO 14 YEARS. | | | 15 TO 20 YEARS. | | | 21 YEARS AND OVER. | | |
|-------------------------------|----------------|--------|-----------|---------------|---------|-----------|-----------------|---------|-----------|-----------------|--------|-----------|--------------------|--------|-----------|
| | Total. | Males. | Fe-males. | Total. | Males. | Fe-males. | Total. | Males. | Fe-males. | Total. | Males. | Fe-males. | Total. | Males. | Fe-males. |
| Lynn, Mass. | 47 | 27 | 20 | 4,635 | 2,292 | 2,346 | 4,811 | 2,374 | 2,437 | 1,601 | 651 | 950 | 104 | 76 | 28 |
| McKeesport, Pa. | 4 | 3 | 1 | 2,439 | 1,180 | 1,259 | 3,070 | 1,549 | 1,521 | 645 | 243 | 402 | 89 | 29 | 10 |
| Malden, Mass. | 93 | 48 | 45 | 2,445 | 1,203 | 1,242 | 2,693 | 1,310 | 1,383 | 1,038 | 463 | 575 | 89 | 50 | 39 |
| Manchester, N. H. | 68 | 35 | 28 | 3,077 | 1,598 | 1,479 | 3,976 | 2,020 | 1,956 | 1,020 | 503 | 517 | 71 | 38 | 33 |
| Memphis, Tenn. | 9 | 7 | 2 | 3,383 | 1,980 | 1,856 | 6,900 | 3,281 | 3,609 | 2,086 | 844 | 1,242 | 92 | 52 | 40 |
| Milwaukee, Wis. | 452 | 223 | 229 | 23,020 | 11,576 | 11,444 | 26,085 | 12,988 | 13,097 | 4,982 | 2,521 | 2,461 | 468 | 286 | 182 |
| Minneapolis, Minn. | 75 | 37 | 38 | 12,837 | 6,439 | 6,398 | 17,077 | 8,497 | 8,580 | 6,169 | 2,794 | 3,435 | 1,804 | 910 | 394 |
| Mobile, Ala. | 12 | 5 | 7 | 1,622 | 782 | 840 | 2,797 | 1,343 | 1,454 | 748 | 281 | 487 | 18 | 11 | 7 |
| Montgomery, Ala. | 7 | 5 | 2 | 1,164 | 573 | 591 | 1,263 | 591 | 1,172 | 856 | 325 | 581 | 51 | 34 | 17 |
| Nashville, Tenn. | 7 | 4 | 3 | 3,383 | 1,694 | 1,694 | 6,523 | 3,117 | 3,411 | 2,682 | 1,064 | 1,618 | 337 | 234 | 103 |
| Newark, N. J. | 294 | 153 | 141 | 16,479 | 8,217 | 8,262 | 18,332 | 9,030 | 9,302 | 3,214 | 1,510 | 1,704 | 226 | 130 | 96 |
| New Bedford, Mass. | 40 | 26 | 14 | 3,896 | 1,974 | 1,922 | 4,712 | 2,296 | 2,416 | 813 | 373 | 445 | 44 | 28 | 16 |
| New Britain, Conn. | 146 | 60 | 86 | 2,120 | 1,048 | 1,072 | 1,884 | 908 | 976 | 422 | 190 | 232 | 37 | 13 | 24 |
| Newcastle, Pa. | 6 | 4 | 2 | 1,562 | 803 | 759 | 2,140 | 1,067 | 1,073 | 648 | 296 | 352 | 19 | 11 | 8 |
| New Haven, Conn. | 173 | 92 | 81 | 6,854 | 3,493 | 3,361 | 8,069 | 4,053 | 4,016 | 3,047 | 1,809 | 1,238 | 1,142 | 1,046 | 96 |
| New Orleans, La. | 131 | 58 | 73 | 9,667 | 4,911 | 4,756 | 22,272 | 10,957 | 11,315 | 4,952 | 2,223 | 2,729 | 167 | 112 | 55 |
| Newport, Ky. | 17 | 9 | 8 | 2,137 | 1,063 | 1,074 | 2,289 | 1,153 | 1,136 | 460 | 198 | 262 | 26 | 21 | 5 |
| Newton, Mass. | 170 | 81 | 89 | 2,142 | 1,050 | 1,092 | 2,340 | 1,196 | 1,144 | 1,314 | 593 | 721 | 153 | 73 | 80 |
| New York, N. Y. | 3,877 | 1,949 | 1,928 | 216,620 | 109,414 | 107,206 | 259,384 | 130,225 | 129,159 | 47,672 | 22,127 | 25,545 | 3,651 | 2,247 | 1,404 |
| Manhattan and Bronx boroughs. | 2,865 | 1,445 | 1,420 | 131,871 | 66,118 | 65,753 | 147,751 | 74,456 | 73,295 | 26,485 | 13,086 | 13,399 | 2,210 | 1,482 | 728 |
| Brooklyn borough | 769 | 389 | 380 | 69,852 | 35,557 | 34,295 | 91,928 | 45,578 | 46,350 | 17,550 | 7,342 | 10,203 | 1,244 | 660 | 584 |
| Queens borough | 123 | 56 | 67 | 9,996 | 5,107 | 4,889 | 13,943 | 7,064 | 6,884 | 2,464 | 1,090 | 1,374 | 129 | 64 | 65 |
| Richmond borough | 120 | 59 | 61 | 4,901 | 2,632 | 2,269 | 5,757 | 3,127 | 2,630 | 1,173 | 609 | 564 | 68 | 41 | 27 |
| Norfolk, Va. | 22 | 12 | 10 | 1,517 | 766 | 751 | 3,307 | 1,504 | 1,803 | 1,032 | 443 | 584 | 47 | 38 | 9 |
| Oakland, Cal. | 25 | 16 | 9 | 3,455 | 1,677 | 1,778 | 5,296 | 2,573 | 2,723 | 2,369 | 1,066 | 1,303 | 314 | 193 | 121 |
| Omaha, Nebr. | 119 | 52 | 67 | 7,564 | 3,805 | 3,749 | 8,136 | 4,060 | 4,076 | 3,039 | 1,345 | 1,694 | 335 | 232 | 103 |
| Oshkosh, Wis. | 74 | 46 | 28 | 2,043 | 969 | 1,074 | 2,404 | 1,181 | 1,223 | 873 | 393 | 480 | 255 | 101 | 154 |
| Passaic, N. J. | 94 | 56 | 38 | 1,338 | 1,149 | 739 | 2,117 | 839 | 1,278 | 331 | 145 | 186 | 17 | 9 | 8 |
| Paterson, N. J. | 99 | 53 | 46 | 8,505 | 4,812 | 4,193 | 7,747 | 3,807 | 3,940 | 1,085 | 522 | 568 | 104 | 76 | 28 |
| Pawtucket, R. I. | 126 | 69 | 57 | 2,750 | 1,373 | 1,377 | 3,002 | 1,430 | 1,522 | 613 | 298 | 315 | 39 | 23 | 11 |
| Peoria, Ill. | 30 | 13 | 17 | 3,133 | 1,640 | 1,549 | 4,177 | 2,114 | 2,063 | 1,253 | 563 | 690 | 128 | 89 | 39 |
| Philadelphia, Pa. | 1,479 | 757 | 722 | 78,312 | 40,000 | 38,312 | 87,006 | 43,215 | 43,791 | 17,050 | 8,092 | 8,958 | 2,253 | 1,742 | 541 |
| Pittsburg, Pa. | 209 | 110 | 99 | 19,740 | 10,160 | 9,580 | 24,737 | 12,222 | 12,515 | 5,777 | 2,638 | 3,139 | 476 | 319 | 157 |
| Portland, Me. | 155 | 73 | 77 | 3,155 | 1,591 | 1,564 | 3,237 | 1,673 | 1,564 | 1,438 | 667 | 771 | 170 | 126 | 44 |
| Portland, Ore. | 24 | 10 | 14 | 4,560 | 2,330 | 2,230 | 6,069 | 3,053 | 3,011 | 2,573 | 1,165 | 1,408 | 193 | 129 | 64 |
| Providence, R. I. | 345 | 173 | 172 | 10,601 | 5,319 | 5,282 | 11,831 | 5,760 | 6,071 | 3,192 | 1,449 | 1,743 | 347 | 226 | 121 |
| Pueblo, Colo. | 32 | 18 | 14 | 1,632 | 776 | 776 | 2,035 | 1,009 | 1,026 | 894 | 376 | 513 | 54 | 22 | 32 |
| Quincy, Ill. | 15 | 9 | 6 | 2,553 | 1,244 | 1,314 | 3,145 | 1,598 | 1,547 | 1,029 | 605 | 424 | 229 | 152 | 77 |
| Racine, Wis. | 61 | 25 | 36 | 2,459 | 1,230 | 1,229 | 2,513 | 1,244 | 1,269 | 650 | 294 | 356 | 35 | 24 | 11 |
| Reading, Pa. | 27 | 12 | 15 | 5,443 | 2,733 | 2,710 | 5,397 | 2,984 | 2,913 | 1,092 | 511 | 581 | 48 | 33 | 15 |
| Richmond, Va. | 16 | 8 | 8 | 3,092 | 1,510 | 1,582 | 6,123 | 2,835 | 3,288 | 2,002 | 732 | 1,220 | 113 | 77 | 36 |
| Rochester, N. Y. | 430 | 204 | 226 | 11,563 | 5,796 | 5,767 | 13,366 | 6,719 | 6,617 | 3,551 | 1,817 | 1,734 | 353 | 240 | 113 |
| Rockford, Ill. | 7 | 3 | 4 | 2,071 | 1,053 | 1,018 | 2,599 | 1,292 | 1,307 | 673 | 284 | 409 | 84 | 42 | 42 |
| Sacramento, Cal. | 130 | 120 | 10 | 1,558 | 766 | 792 | 2,035 | 984 | 1,054 | 806 | 350 | 456 | 81 | 49 | 32 |
| Saginaw, Mich. | 20 | 8 | 8 | 2,595 | 1,316 | 1,279 | 4,101 | 1,996 | 2,105 | 1,285 | 549 | 736 | 68 | 41 | 27 |
| St. Joseph, Mo. | 61 | 37 | 24 | 5,633 | 2,915 | 2,718 | 8,560 | 4,429 | 4,131 | 2,619 | 1,223 | 1,396 | 179 | 146 | 83 |
| St. Louis, Mo. | 151 | 70 | 81 | 26,726 | 13,531 | 13,195 | 44,649 | 21,726 | 22,923 | 9,264 | 3,983 | 5,281 | 807 | 594 | 213 |
| St. Paul, Minn. | 178 | 90 | 88 | 13,223 | 6,661 | 6,562 | 13,766 | 6,801 | 6,965 | 4,374 | 2,022 | 2,352 | 811 | 565 | 246 |
| Salem, Mass. | 98 | 48 | 50 | 2,616 | 1,379 | 1,237 | 2,703 | 1,339 | 1,369 | 784 | 359 | 425 | 56 | 32 | 24 |
| Salt Lake City, Utah | 13 | 4 | 9 | 3,152 | 1,621 | 1,531 | 5,056 | 2,459 | 2,597 | 2,436 | 1,059 | 1,377 | 274 | 141 | 133 |
| San Antonio, Tex. | 7 | 1 | 6 | 2,393 | 1,186 | 1,207 | 4,917 | 2,425 | 2,492 | 1,422 | 658 | 764 | 47 | 29 | 18 |
| San Francisco, Cal. | 311 | 154 | 157 | 16,792 | 8,868 | 8,424 | 21,661 | 10,299 | 11,362 | 7,409 | 3,157 | 4,252 | 973 | 708 | 265 |
| Savannah, Ga. | 17 | 7 | 10 | 1,916 | 938 | 978 | 3,665 | 1,678 | 1,987 | 1,220 | 455 | 765 | 54 | 29 | 25 |
| Schenectady, N. Y. | 8 | 4 | 4 | 1,434 | 731 | 703 | 2,039 | 1,054 | 985 | 513 | 261 | 257 | 113 | 109 | 4 |
| Scranton, Pa. | 37 | 18 | 19 | 6,288 | 3,202 | 3,086 | 7,993 | 3,750 | 4,243 | 2,046 | 840 | 1,206 | 173 | 113 | 60 |
| Seattle, Wash. | 39 | 20 | 19 | 3,633 | 1,857 | 1,776 | 4,473 | 2,181 | 2,292 | 1,945 | 877 | 1,068 | 191 | 131 | 60 |
| Sioux City, Iowa | 20 | 11 | 9 | 2,772 | 1,373 | 1,399 | 2,717 | 1,369 | 1,348 | 1,016 | 415 | 601 | 112 | 74 | 38 |
| Somerville, Mass. | 92 | 46 | 46 | 4,109 | 2,043 | 2,066 | 4,414 | 2,217 | 2,197 | 1,306 | 757 | 1,049 | 202 | 110 | 92 |
| South Bend, Ind. | 4 | 1 | 3 | 2,301 | 1,220 | 1,081 | 3,066 | 1,534 | 1,532 | 673 | 306 | 367 | 48 | 27 | 21 |
| South Omaha, Nebr. | 24 | 11 | 13 | 1,792 | 923 | 869 | 1,887 | 947 | 940 | 490 | 215 | 275 | 28 | 18 | 10 |
| Spokane, Wash. | 13 | 10 | 3 | 2,000 | 1,011 | 989 | 2,647 | 1,276 | 1,371 | 1,328 | 597 | 731 | 134 | 94 | 40 |
| Springfield, Ill. | 3 | 1 | 2 | 2,082 | 1,022 | 1,060 | 2,938 | 1,464 | 1,474 | 1,030 | 450 | 580 | 124 | 98 | 26 |
| Springfield, Mass. | 146 | 72 | 74 | 3,566 | 1,785 | 1,781 | 4,474 | 2,221 | 2,253 | 1,661 | 729 | 932 | 217 | 141 | 76 |
| Springfield, Ohio | 8 | 2 | 6 | 2,205 | 1,123 | 1,082 | 3,461 | 1,691 | 1,770 | 1,052 | 464 | 588 | 116 | 86 | 30 |
| Superior, Wis. | 114 | 63 | 51 | 2,636 | 1,308 | 1,328 | 2,495 | 1,233 | 1,262 | 853 | 344 | 509 | 70 | 28 | 42 |
| Syracuse, N. Y. | 165 | 81 | 84 | 6,752 | 3,333 | 3,419 | 8,579 | 4,240 | 4,339 | 2,866 | 1,277 | 1,589 | 450 | 234 | 216 |
| Tacoma, Wash. | 12 | 4 | 8 | 2,555 | 1,330 | 1,225 | 3,009 | 1,471 | 1,538 | 1,188 | 451 | 737 | 98 | 53 | 45 |
| Taunton, Mass. | 11 | 6 | 5 | 1,418 | 724 | 694 | 2,364 | 1,218 | 1,146 | 623 | 309 | 319 | 47 | 35 | 12 |
| Terre Haute, Ind. | 16 | 7 | 9 | 2,278 | 1,137 | 1,141 | 2,847 | 1,390 | 1,457 | 1,114 | 467 | 647 | 348 | 202 | 146 |
| Toledo, Ohio | 42 | 27 | 15 | 8,508 | 4,312 | 4,196 | 11,146 | 5,631 | 5,465 | 3,014 | 1,315 | 1,699 | 185 | 106 | 79 |
| Topeka, Kans. | 8 | 4 | 4 | 1,624 | 819 | 805 | 3,052 | 1,439 | 1,613 | 1,515 | 609 | 906 | 142 | 60 | 82 |
| Trenton, N. J. | 53 | 25 | 28 | 4,364 | 2,209 | 2,155 | 5,482 | 2,725 | 2,757 | 1,406 | 576 | 830 | 91 | 53 | 33 |
| Troy, N. Y. | 140 | 87 | 53 | 3,853 | 1,993 | 1,860 | 4,431 | 2,260 | 2,171 | 1,261 | 653 | 608 | 155 | 106 | 49 |
| Utica, N. Y. | 60 | 24 | 36 | 3,075 | 1,577 | 1,498 | 4,267 | 2,145 | 2,122 | 1,086 | 489 | 597 | 106 | 72 | 34 |
| Washington, D. C. | 139 | 55 | 84 | 10,651 | 5,284 | 5,367 | 19,893 | 9,337 | 10,501 | 8,478 | 3,552 | 4,926 | 738 | 500 | 238 |
| Waterbury, Conn. | 51 | 28 | 23 | 2,918 | 1,422 | 1,496 | 3,503 | 1,731 | 1,777 | 969 | 453 | 516 | 77 | 54 | 23 |
| Wheeling, W. Va. | 8 | 4 | 4 | 1,913 | 960 | 960 | 2,855 | 1,414 | 1,441 | 663 | 279 | 384 | 40 | 25 | 15 |
| Wilkesbarre, Pa. | 24 | 8 | 16 | 3,487 | 1,717 | 1,770 | 4,142 | 1,993 | 2,149 | 1,128 | 465 | 663 | 97 | 64 | 33 |
| Williamsport, Pa. | 2 | 2 | 1 | 1,413 | 694 | 724 | 2,390 | 1,142 | 1,248 | 849 | 331 | 463 | 115 | 77 | 38 |
| Wilmington, Del. | 48 | 22 | 26 | 4,211 | 2,131 | 2,080 | 5,701 | 2,797 | 2,904 | 1,278 | 569 | 709 | 95 | 69 | 26 |
| Woonsocket, R. I. | 30 | 17 | 13 | 1,946 | 991 | 955 | 2,290 | 1,120 | 1,170 | 426 | 207 | 219 | 20 | 17 | 3 |
| Worcester, Mass. | 163 | 79 | 84 | 7,029 | 3,510 | 3,519 | 8,913 | 4,480 | 4,433 | 3,355 | 1,712 | 1,643 | 505 | 348 | 157 |
| Yonkers, N. Y. | 163 | 88 | 75 | 3,401 | 1,666 | 1,7 | | | | | | | | | |

STATISTICS OF POPULATION.

TABLE 50.—NATIVE WHITE PERSONS OF NATIVE PARENTAGE ATTENDING SCHOOL DURING THE CENSUS YEAR, CLASSIFIED BY SEX AND AGE PERIODS, FOR CITIES HAVING 25,000 INHABITANTS OR MORE: 1900.

[The designation "native white persons of native parentage" comprehends all native white persons having either both parents native born, one parent native born and one parent unknown, or both parents unknown.]

| CITIES. | UNDER 5 YEARS. | | | 5 TO 9 YEARS. | | | 10 TO 14 YEARS. | | | 15 TO 20 YEARS. | | | 21 YEARS AND OVER. | | |
|---------------------------|----------------|--------|---------------|---------------|--------|---------------|-----------------|--------|---------------|-----------------|--------|---------------|--------------------|--------|---------------|
| | Total. | Males. | Fe- males. | Total. | Males. | Fe- males. | Total. | Males. | Fe- males. | Total. | Males. | Fe- males. | Total. | Males. | Fe- males. |
| Akron, Ohio..... | 8 | 3 | 5 | 1,507 | 750 | 757 | 1,829 | 888 | 941 | 578 | 273 | 305 | 76 | 42 | 34 |
| Albany, N. Y..... | 110 | 50 | 60 | 3,054 | 1,483 | 1,571 | 3,730 | 1,857 | 1,873 | 1,259 | 544 | 715 | 145 | 75 | 70 |
| Allegheny, Pa..... | 59 | 27 | 32 | 4,005 | 2,047 | 1,958 | 4,457 | 2,239 | 2,218 | 1,153 | 583 | 615 | 111 | 77 | 34 |
| Allentown, Pa..... | 7 | 2 | 5 | 2,052 | 991 | 1,061 | 2,072 | 1,005 | 1,067 | 485 | 232 | 233 | 66 | 57 | 9 |
| Altoona, Pa..... | 2 | 1 | 1 | 1,671 | 870 | 801 | 2,631 | 1,296 | 1,335 | 805 | 342 | 463 | 40 | 24 | 16 |
| Atlanta, Ga..... | 16 | 8 | 8 | 2,078 | 1,034 | 1,044 | 3,645 | 1,696 | 1,949 | 1,521 | 711 | 810 | 122 | 95 | 27 |
| Atlantic City, N. J..... | 16 | 9 | 7 | 1,009 | 482 | 527 | 1,122 | 556 | 566 | 369 | 181 | 188 | 12 | 10 | 2 |
| Auburn, N. Y..... | 17 | 7 | 10 | 929 | 447 | 482 | 1,125 | 556 | 569 | 365 | 167 | 198 | 35 | 24 | 11 |
| Augusta, Ga..... | 11 | 7 | 4 | 1,057 | 482 | 575 | 1,228 | 558 | 670 | 365 | 153 | 212 | 21 | 14 | 7 |
| Baltimore, Md..... | 70 | 32 | 38 | 15,332 | 7,781 | 7,551 | 21,832 | 10,839 | 10,943 | 5,408 | 2,534 | 2,824 | 494 | 317 | 177 |
| Bay City, Mich..... | | | | 414 | 213 | 201 | 559 | 265 | 294 | 224 | 83 | 141 | 14 | 10 | 4 |
| Bayonne, N. J..... | 10 | 3 | 7 | 811 | 423 | 388 | 800 | 415 | 385 | 207 | 96 | 111 | 13 | 7 | 6 |
| Binghamton, N. Y..... | 50 | 22 | 28 | 1,525 | 732 | 793 | 1,955 | 950 | 1,005 | 830 | 358 | 472 | 54 | 30 | 24 |
| Birmingham, Ala..... | 9 | 3 | 6 | 678 | 337 | 341 | 1,220 | 589 | 631 | 513 | 206 | 307 | 51 | 37 | 14 |
| Boston, Mass..... | 374 | 187 | 187 | 8,715 | 4,372 | 4,343 | 10,296 | 5,210 | 5,086 | 4,877 | 2,238 | 2,589 | 1,214 | 760 | 454 |
| Bridgeport, Conn..... | 24 | 12 | 12 | 1,429 | 702 | 727 | 1,718 | 854 | 864 | 602 | 266 | 336 | 52 | 40 | 12 |
| Brockton, Mass..... | 8 | 6 | 2 | 1,155 | 577 | 578 | 1,474 | 745 | 729 | 638 | 302 | 336 | 49 | 28 | 21 |
| Buffalo, N. Y..... | 161 | 86 | 75 | 8,907 | 4,589 | 4,318 | 10,701 | 5,422 | 5,279 | 3,867 | 1,523 | 1,839 | 241 | 123 | 113 |
| Butte, Mont..... | 5 | 1 | 4 | 593 | 309 | 284 | 605 | 273 | 332 | 232 | 96 | 136 | 17 | 11 | 6 |
| Cambridge, Mass..... | 86 | 44 | 42 | 1,792 | 870 | 922 | 1,921 | 937 | 984 | 1,562 | 1,071 | 491 | 1,026 | 915 | 111 |
| Camden, N. J..... | 22 | 11 | 11 | 2,656 | 1,329 | 1,327 | 3,594 | 1,742 | 1,852 | 737 | 296 | 441 | 34 | 23 | 11 |
| Canton, Ohio..... | 14 | 5 | 9 | 1,359 | 665 | 694 | 1,733 | 863 | 870 | 529 | 228 | 301 | 27 | 14 | 13 |
| Cedar Rapids, Iowa..... | 6 | 4 | 2 | 1,012 | 492 | 520 | 1,121 | 551 | 570 | 567 | 267 | 310 | 76 | 50 | 25 |
| Charleston, S. C..... | 37 | 22 | 15 | 908 | 480 | 428 | 1,653 | 818 | 835 | 778 | 330 | 388 | 63 | 51 | 17 |
| Chattanooga, Tenn..... | 5 | 2 | 3 | 767 | 386 | 381 | 1,038 | 504 | 534 | 458 | 171 | 287 | 28 | 21 | 7 |
| Chelsea, Mass..... | 8 | 2 | 6 | 670 | 360 | 310 | 733 | 357 | 376 | 355 | 163 | 192 | 41 | 25 | 16 |
| Chester, Pa..... | 12 | 5 | 7 | 1,331 | 658 | 673 | 1,331 | 628 | 703 | 407 | 209 | 193 | 25 | 20 | 5 |
| Chicago, Ill..... | 277 | 144 | 133 | 23,255 | 11,805 | 11,452 | 30,276 | 14,895 | 15,381 | 10,495 | 4,596 | 5,899 | 2,125 | 1,234 | 841 |
| Cincinnati, Ohio..... | 44 | 25 | 19 | 11,827 | 6,001 | 5,826 | 13,193 | 6,756 | 6,437 | 3,705 | 2,254 | 1,451 | 236 | 150 | 136 |
| Cleveland, Ohio..... | 20 | 13 | 7 | 6,515 | 3,252 | 3,263 | 8,203 | 4,089 | 4,117 | 2,938 | 1,327 | 1,611 | 663 | 540 | 123 |
| Columbus, Ohio..... | 24 | 10 | 14 | 4,745 | 2,406 | 2,339 | 6,684 | 3,303 | 3,381 | 2,719 | 1,332 | 1,387 | 624 | 422 | 202 |
| Council Bluffs, Iowa..... | 15 | 7 | 8 | 1,486 | 797 | 689 | 1,649 | 828 | 821 | 643 | 274 | 374 | 38 | 19 | 19 |
| Covington, Ky..... | 29 | 12 | 17 | 1,972 | 1,017 | 955 | 2,144 | 1,035 | 1,109 | 404 | 178 | 226 | 22 | 16 | 6 |
| Dallas, Tex..... | 8 | 4 | 4 | 631 | 314 | 317 | 1,992 | 961 | 1,031 | 307 | 345 | 462 | 63 | 53 | 10 |
| Davenport, Iowa..... | 14 | 7 | 7 | 927 | 431 | 446 | 1,313 | 615 | 673 | 445 | 201 | 244 | 93 | 37 | 61 |
| Dayton, Ohio..... | 31 | 16 | 15 | 3,604 | 1,788 | 1,816 | 4,660 | 2,309 | 2,351 | 1,468 | 718 | 750 | 93 | 57 | 36 |
| Denver, Colo..... | 85 | 43 | 42 | 4,144 | 2,065 | 2,079 | 5,641 | 2,808 | 2,833 | 2,730 | 1,177 | 1,553 | 280 | 160 | 120 |
| Des Moines, Iowa..... | 35 | 21 | 14 | 2,846 | 1,461 | 1,385 | 3,213 | 1,533 | 1,680 | 1,759 | 817 | 942 | 561 | 335 | 176 |
| Detroit, Mich..... | 69 | 33 | 36 | 4,530 | 2,331 | 2,199 | 5,792 | 2,908 | 2,884 | 1,984 | 923 | 1,061 | 223 | 139 | 84 |
| Dubuque, Iowa..... | 52 | 25 | 27 | 1,557 | 820 | 837 | 1,433 | 704 | 729 | 491 | 209 | 232 | 30 | 19 | 11 |
| Duluth, Minn..... | 9 | 4 | 5 | 766 | 387 | 399 | 833 | 429 | 459 | 450 | 208 | 242 | 31 | 16 | 15 |
| Easton, Pa..... | 2 | 2 | 2 | 1,224 | 611 | 613 | 1,556 | 736 | 770 | 624 | 403 | 221 | 192 | 132 | 10 |
| East St. Louis, Ill..... | 5 | 5 | 5 | 1,245 | 619 | 626 | 1,375 | 697 | 708 | 272 | 114 | 153 | 10 | 5 | 5 |
| Elizabeth, N. J..... | 8 | 4 | 4 | 1,124 | 597 | 527 | 1,515 | 733 | 782 | 474 | 203 | 266 | 12 | 8 | 4 |
| Elmira, N. Y..... | 7 | 5 | 2 | 1,102 | 560 | 542 | 1,617 | 803 | 814 | 725 | 302 | 423 | 80 | 39 | 41 |
| Erie, Pa..... | 14 | 3 | 11 | 1,375 | 661 | 714 | 1,907 | 939 | 968 | 562 | 237 | 325 | 28 | 19 | 9 |
| Evansville, Ind..... | 6 | 4 | 2 | 2,351 | 1,193 | 1,156 | 2,894 | 1,429 | 1,465 | 632 | 302 | 330 | 51 | 40 | 11 |
| Fall River, Mass..... | 20 | 11 | 9 | 1,130 | 575 | 555 | 1,226 | 602 | 624 | 499 | 213 | 236 | 42 | 23 | 19 |
| Fitchburg, Mass..... | 8 | 5 | 3 | 658 | 335 | 323 | 784 | 382 | 402 | 363 | 171 | 192 | 36 | 17 | 19 |
| Fort Wayne, Ind..... | 5 | 3 | 2 | 1,744 | 868 | 876 | 2,253 | 1,129 | 1,124 | 633 | 311 | 372 | 33 | 20 | 18 |
| Fort Worth, Tex..... | 6 | 3 | 3 | 766 | 371 | 395 | 1,494 | 707 | 787 | 617 | 277 | 340 | 42 | 31 | 11 |
| Galveston, Tex..... | 12 | 7 | 5 | 689 | 348 | 341 | 1,181 | 558 | 623 | 419 | 180 | 239 | 43 | 33 | 10 |
| Gloucester, Mass..... | 6 | 2 | 4 | 611 | 316 | 295 | 723 | 332 | 391 | 324 | 162 | 162 | 31 | 25 | 6 |
| Grand Rapids, Mich..... | 37 | 14 | 23 | 2,126 | 1,061 | 1,065 | 2,701 | 1,366 | 1,335 | 1,143 | 463 | 630 | 76 | 42 | 34 |
| Harrisburg, Pa..... | 15 | 6 | 9 | 2,514 | 1,252 | 1,262 | 3,291 | 1,599 | 1,692 | 872 | 411 | 461 | 48 | 35 | 13 |
| Hartford, Conn..... | 133 | 56 | 77 | 1,841 | 942 | 899 | 2,088 | 1,069 | 1,019 | 941 | 455 | 486 | 173 | 132 | 41 |
| Haverhill, Mass..... | 9 | 5 | 4 | 1,121 | 530 | 541 | 1,323 | 617 | 706 | 598 | 281 | 317 | 30 | 16 | 14 |
| Hoboken, N. J..... | 7 | 5 | 2 | 956 | 475 | 481 | 1,192 | 592 | 600 | 255 | 111 | 144 | 24 | 22 | 2 |
| Holyoke, Mass..... | 10 | 5 | 5 | 630 | 317 | 313 | 741 | 379 | 362 | 314 | 126 | 133 | 34 | 19 | 15 |
| Honolulu, Hawaii..... | 37 | 18 | 19 | 329 | 414 | 415 | 1,017 | 522 | 495 | 439 | 269 | 170 | 13 | 12 | 6 |
| Houston, Tex..... | 3 | 2 | 1 | 767 | 404 | 363 | 1,537 | 734 | 803 | 571 | 255 | 316 | 37 | 22 | 15 |
| Indianapolis, Ind..... | 20 | 12 | 8 | 6,178 | 3,272 | 2,906 | 3,207 | 3,954 | 4,253 | 3,053 | 1,244 | 1,309 | 276 | 181 | 95 |
| Jackson, Mich..... | 2 | 2 | 2 | 670 | 343 | 327 | 1,034 | 484 | 550 | 459 | 219 | 240 | 22 | 8 | 14 |
| Jacksonville, Fla..... | 3 | 2 | 1 | 430 | 207 | 223 | 708 | 350 | 358 | 297 | 130 | 167 | 16 | 13 | 3 |
| Jersey City, N. J..... | 64 | 34 | 30 | 5,012 | 2,512 | 2,500 | 5,833 | 2,828 | 3,005 | 1,243 | 540 | 703 | 62 | 38 | 24 |
| Johnstown, Pa..... | 3 | 3 | 3 | 1,262 | 614 | 648 | 1,307 | 651 | 956 | 476 | 181 | 295 | 29 | 16 | 13 |
| Joliet, Ill..... | 10 | 4 | 6 | 662 | 327 | 335 | 976 | 461 | 515 | 351 | 143 | 203 | 23 | 11 | 12 |
| Joplin, Mo..... | 6 | 2 | 4 | 1,449 | 736 | 713 | 1,801 | 871 | 930 | 575 | 272 | 303 | 23 | 11 | 12 |
| Kansas City, Kans..... | 6 | 3 | 3 | 1,788 | 913 | 875 | 2,529 | 1,226 | 1,303 | 803 | 354 | 449 | 46 | 28 | 18 |
| Kansas City, Mo..... | 9 | 1 | 8 | 5,173 | 2,557 | 2,616 | 7,511 | 3,629 | 3,882 | 3,294 | 1,336 | 1,958 | 239 | 142 | 97 |
| Knoxville, Tenn..... | 2 | 2 | 2 | 1,132 | 553 | 579 | 1,739 | 850 | 889 | 773 | 396 | 377 | 92 | 70 | 22 |
| La Crosse, Wis..... | 11 | 5 | 6 | 708 | 362 | 341 | 880 | 447 | 433 | 342 | 140 | 202 | 30 | 17 | 13 |
| Lancaster, Pa..... | 14 | 8 | 6 | 1,525 | 730 | 795 | 2,288 | 1,084 | 1,204 | 571 | 236 | 235 | 93 | 81 | 17 |
| Lawrence, Mass..... | 5 | 3 | 2 | 759 | 405 | 354 | 871 | 445 | 426 | 364 | 179 | 135 | 38 | 18 | 15 |
| Lexington, Ky..... | 8 | 2 | 6 | 413 | 216 | 197 | 1,039 | 491 | 543 | 603 | 296 | 307 | 116 | 95 | 21 |
| Lincoln, Nebr..... | 30 | 14 | 16 | 1,691 | 849 | 842 | 2,247 | 1,074 | 1,173 | 1,763 | 953 | 805 | 942 | 650 | 292 |
| Little Rock, Ark..... | 2 | 1 | 1 | 857 | 453 | 404 | 1,459 | 669 | 790 | 622 | 252 | 370 | 81 | 59 | 22 |
| Los Angeles, Cal..... | 105 | 43 | 62 | 3,473 | 1,715 | 1,758 | 4,389 | 2,115 | 2,274 | 2,237 | 886 | 1,351 | 324 | 151 | 173 |
| Louisville, Ky..... | 34 | 17 | 17 | 6,039 | 3,113 | 2,926 | 8,635 | 4,325 | 4,360 | 2,382 | 1,080 | 1,302 | 324 | 275 | 49 |
| Lowell, Mass..... | 60 | 37 | 23 | 1,155 | 542 | 613 | 1,567 | 755 | 812 | 693 | 296 | 402 | 61 | 37 | 24 |

SCHOOL ATTENDANCE.

TABLE 50.—NATIVE WHITE PERSONS OF NATIVE PARENTAGE ATTENDING SCHOOL DURING THE CENSUS YEAR, CLASSIFIED BY SEX AND AGE PERIODS, FOR CITIES HAVING 25,000 INHABITANTS OR MORE: 1900—Continued.

| CITIES. | UNDER 5 YEARS. | | | 5 TO 9 YEARS. | | | 10 TO 14 YEARS. | | | 15 TO 20 YEARS. | | | 21 YEARS AND OVER. | | |
|-------------------------------|----------------|--------|-----------|---------------|--------|-----------|-----------------|--------|-----------|-----------------|--------|-----------|--------------------|--------|-----------|
| | Total. | Males. | Fe-males. | Total. | Males. | Fe-males. | Total. | Males. | Fe-males. | Total. | Males. | Fe-males. | Total. | Males. | Fe-males. |
| Lynn, Mass. | 16 | 8 | 8 | 1,864 | 925 | 939 | 2,151 | 1,086 | 1,065 | 886 | 858 | 528 | 62 | 48 | 14 |
| McKeesport, Pa. | | | | 997 | 498 | 504 | 1,295 | 648 | 647 | 379 | 151 | 228 | 23 | 15 | 8 |
| Malden, Mass. | 37 | 17 | 20 | 882 | 416 | 466 | 1,055 | 511 | 544 | 585 | 252 | 333 | 63 | 84 | 29 |
| Manchester, N. H. | 16 | 11 | 5 | 756 | 386 | 370 | 959 | 497 | 462 | 471 | 239 | 232 | 24 | 17 | 7 |
| Memphis, Tenn. | 4 | 3 | 1 | 1,756 | 935 | 821 | 3,009 | 1,471 | 1,538 | 1,062 | 461 | 601 | 45 | 35 | 10 |
| Milwaukee, Wis. | 143 | 69 | 74 | 6,264 | 3,040 | 3,224 | 6,475 | 3,161 | 3,314 | 1,957 | 940 | 1,017 | 174 | 96 | 78 |
| Minneapolis, Minn. | 84 | 14 | 20 | 4,007 | 2,029 | 1,978 | 5,793 | 2,898 | 2,900 | 2,924 | 1,282 | 1,642 | 599 | 396 | 203 |
| Mobile, Ala. | 9 | 4 | 5 | 900 | 446 | 454 | 1,350 | 657 | 693 | 369 | 147 | 222 | 7 | 5 | 2 |
| Montgomery, Ala. | 4 | 4 | 2 | 493 | 247 | 246 | 915 | 450 | 465 | 418 | 170 | 248 | 21 | 16 | 5 |
| Nashville, Tenn. | 5 | 2 | 3 | 1,967 | 980 | 987 | 3,432 | 1,674 | 1,758 | 1,421 | 608 | 813 | 229 | 166 | 63 |
| Newark, N. J. | 96 | 51 | 45 | 5,764 | 2,852 | 2,912 | 6,621 | 3,296 | 3,325 | 1,610 | 719 | 891 | 99 | 56 | 43 |
| New Bedford, Mass. | 14 | 9 | 5 | 1,056 | 539 | 517 | 1,184 | 566 | 618 | 436 | 186 | 250 | 26 | 16 | 10 |
| New Britain, Conn. | 45 | 14 | 8 | 663 | 339 | 324 | 549 | 257 | 292 | 188 | 83 | 105 | 22 | 6 | 16 |
| Newcastle, Pa. | 1 | 1 | 1 | 946 | 504 | 442 | 1,417 | 726 | 691 | 454 | 203 | 251 | 13 | 10 | 3 |
| New Haven, Conn. | 46 | 27 | 19 | 2,326 | 1,220 | 1,106 | 2,790 | 1,379 | 1,411 | 1,822 | 1,194 | 628 | 885 | 823 | 62 |
| New Orleans, La. | 77 | 34 | 43 | 5,663 | 2,957 | 2,706 | 11,698 | 5,738 | 5,960 | 2,519 | 1,137 | 1,382 | 69 | 50 | 19 |
| Newport, Ky. | 13 | 8 | 5 | 1,401 | 693 | 708 | 1,393 | 728 | 665 | 295 | 128 | 167 | 13 | 11 | 2 |
| Newton, Mass. | 46 | 25 | 21 | 893 | 441 | 452 | 1,091 | 554 | 537 | 899 | 399 | 500 | 128 | 66 | 62 |
| New York, N. Y. | 1,155 | 610 | 545 | 58,755 | 29,858 | 28,897 | 73,769 | 36,766 | 37,003 | 17,966 | 7,977 | 9,989 | 1,571 | 933 | 588 |
| Manhattan and Bronx boroughs. | 807 | 434 | 373 | 28,760 | 14,527 | 14,233 | 33,206 | 16,591 | 16,615 | 8,413 | 3,995 | 4,418 | 887 | 618 | 269 |
| Brooklyn borough. | 254 | 127 | 127 | 24,811 | 12,401 | 11,910 | 32,975 | 16,242 | 16,733 | 7,806 | 3,198 | 4,608 | 586 | 316 | 270 |
| Queens borough. | 44 | 24 | 20 | 3,624 | 1,841 | 1,783 | 5,101 | 2,578 | 2,523 | 1,167 | 486 | 681 | 71 | 32 | 39 |
| Richmond borough. | 50 | 25 | 25 | 2,060 | 1,039 | 971 | 2,487 | 1,355 | 1,132 | 580 | 298 | 282 | 27 | 17 | 10 |
| Norfolk, Va. | 7 | 3 | 4 | 898 | 450 | 448 | 1,844 | 882 | 962 | 626 | 284 | 342 | 38 | 28 | 5 |
| Oakland, Cal. | 8 | 5 | 3 | 1,328 | 655 | 673 | 2,193 | 1,072 | 1,121 | 1,154 | 500 | 654 | 167 | 102 | 65 |
| Omaha, Nebr. | 46 | 17 | 29 | 3,034 | 1,532 | 1,502 | 3,469 | 1,723 | 1,746 | 1,627 | 690 | 937 | 198 | 140 | 58 |
| Oshkosh, Wis. | 27 | 17 | 10 | 686 | 318 | 368 | 848 | 422 | 426 | 490 | 208 | 282 | 107 | 35 | 72 |
| Passaic, N. J. | 24 | 16 | 8 | 500 | 249 | 251 | 469 | 226 | 243 | 148 | 53 | 95 | 5 | 3 | 2 |
| Pateron, N. J. | 80 | 38 | 42 | 2,146 | 1,118 | 1,028 | 2,197 | 1,085 | 1,112 | 441 | 208 | 233 | 38 | 29 | 9 |
| Pawtucket, R. I. | 34 | 19 | 15 | 831 | 408 | 423 | 959 | 476 | 483 | 301 | 144 | 157 | 16 | 12 | 4 |
| Peoria, Ill. | 18 | 8 | 10 | 1,325 | 943 | 832 | 2,356 | 1,203 | 1,153 | 800 | 368 | 432 | 73 | 54 | 19 |
| Philadelphia, Pa. | 594 | 309 | 285 | 36,994 | 18,911 | 18,083 | 43,323 | 21,485 | 21,838 | 10,161 | 4,881 | 5,280 | 1,560 | 1,260 | 300 |
| Pittsburg, Pa. | 78 | 44 | 34 | 7,708 | 4,003 | 3,705 | 9,519 | 4,623 | 4,896 | 2,937 | 1,327 | 1,660 | 278 | 191 | 87 |
| Portland, Me. | 71 | 40 | 31 | 1,613 | 820 | 793 | 1,691 | 863 | 828 | 336 | 438 | 503 | 133 | 101 | 32 |
| Portland, Ore. | 11 | 4 | 7 | 2,053 | 1,040 | 1,013 | 2,862 | 1,442 | 1,420 | 1,333 | 621 | 762 | 114 | 74 | 40 |
| Providence, R. I. | 118 | 59 | 59 | 3,261 | 1,635 | 1,626 | 3,917 | 1,905 | 2,012 | 1,642 | 739 | 903 | 212 | 139 | 73 |
| Pueblo, Colo. | 21 | 12 | 9 | 996 | 484 | 512 | 1,366 | 652 | 714 | 632 | 267 | 365 | 35 | 16 | 19 |
| Quincy, Ill. | 10 | 6 | 4 | 1,372 | 769 | 803 | 1,812 | 921 | 891 | 561 | 294 | 267 | 162 | 111 | 51 |
| Racine, Wis. | 21 | 8 | 13 | 667 | 356 | 311 | 739 | 361 | 378 | 271 | 114 | 157 | 15 | 8 | 7 |
| Reading, Pa. | 23 | 8 | 15 | 4,543 | 2,291 | 2,252 | 4,983 | 2,537 | 2,446 | 954 | 451 | 503 | 40 | 28 | 12 |
| Richmond, Va. | 13 | 8 | 5 | 2,033 | 1,009 | 1,024 | 3,564 | 1,699 | 1,865 | 1,182 | 519 | 663 | 81 | 62 | 19 |
| Rochester, N. Y. | 168 | 77 | 91 | 4,625 | 2,385 | 2,240 | 5,933 | 2,807 | 2,786 | 1,905 | 982 | 923 | 207 | 132 | 75 |
| Rockford, Ill. | 3 | 3 | 7 | 672 | 351 | 321 | 927 | 436 | 491 | 382 | 149 | 233 | 53 | 24 | 29 |
| Sacramento, Cal. | 118 | 111 | 7 | 840 | 421 | 419 | 1,043 | 522 | 521 | 416 | 173 | 243 | 37 | 21 | 16 |
| Saginaw, Mich. | 8 | 6 | 2 | 839 | 429 | 470 | 1,244 | 573 | 671 | 434 | 180 | 254 | 27 | 17 | 10 |
| St. Joseph, Mo. | 44 | 25 | 19 | 4,206 | 2,185 | 2,021 | 6,155 | 3,207 | 2,948 | 1,957 | 924 | 1,033 | 143 | 122 | 21 |
| St. Louis, Mo. | 60 | 25 | 35 | 17,505 | 8,811 | 8,694 | 19,653 | 9,453 | 10,200 | 4,496 | 1,956 | 2,540 | 315 | 221 | 94 |
| St. Paul, Minn. | 54 | 28 | 26 | 3,869 | 1,980 | 1,889 | 3,924 | 1,940 | 1,984 | 1,769 | 800 | 969 | 322 | 211 | 111 |
| Salem, Mass. | 38 | 18 | 20 | 893 | 493 | 400 | 968 | 497 | 471 | 435 | 201 | 234 | 88 | 21 | 17 |
| Salt Lake City, Utah. | 5 | 1 | 4 | 1,274 | 633 | 621 | 1,326 | 692 | 994 | 1,008 | 458 | 550 | 151 | 76 | 75 |
| San Antonio, Tex. | 1 | 1 | 1 | 1,127 | 578 | 549 | 2,323 | 1,134 | 1,189 | 745 | 372 | 373 | 25 | 19 | 6 |
| San Francisco, Cal. | 57 | 28 | 29 | 5,301 | 2,609 | 2,692 | 6,611 | 3,162 | 3,449 | 2,452 | 1,042 | 1,410 | 435 | 317 | 118 |
| Savannah, Ga. | 8 | 4 | 4 | 836 | 423 | 403 | 1,415 | 656 | 759 | 447 | 178 | 269 | 28 | 16 | 12 |
| Schenectady, N. Y. | 5 | 2 | 3 | 723 | 368 | 355 | 1,064 | 531 | 533 | 335 | 163 | 167 | 96 | 93 | 3 |
| Scranton, Pa. | 13 | 8 | 5 | 2,148 | 1,066 | 1,082 | 2,685 | 1,238 | 1,447 | 837 | 381 | 506 | 58 | 34 | 24 |
| Seattle, Wash. | 27 | 15 | 12 | 1,629 | 842 | 787 | 2,174 | 1,103 | 1,071 | 1,027 | 466 | 561 | 110 | 78 | 32 |
| Sioux City, Iowa. | 8 | 5 | 3 | 1,337 | 654 | 683 | 1,392 | 693 | 699 | 599 | 245 | 354 | 63 | 43 | 20 |
| Somerville, Mass. | 31 | 13 | 18 | 1,537 | 741 | 796 | 1,740 | 859 | 881 | 907 | 396 | 511 | 133 | 69 | 64 |
| South Bend, Ind. | 2 | 2 | 2 | 1,040 | 540 | 500 | 1,229 | 594 | 635 | 434 | 198 | 236 | 32 | 18 | 14 |
| South Omaha, Nebr. | 10 | 4 | 6 | 744 | 392 | 352 | 921 | 463 | 458 | 265 | 117 | 148 | 10 | 6 | 4 |
| Spokane, Wash. | 7 | 5 | 2 | 1,006 | 506 | 500 | 1,454 | 664 | 790 | 833 | 371 | 462 | 73 | 51 | 22 |
| Springfield, Ill. | 1 | 1 | 1 | 1,273 | 605 | 667 | 1,698 | 845 | 853 | 636 | 263 | 373 | 42 | 29 | 13 |
| Springfield, Mass. | 60 | 31 | 29 | 1,325 | 780 | 745 | 1,935 | 979 | 956 | 984 | 423 | 561 | 126 | 77 | 49 |
| Springfield, Ohio. | 4 | 2 | 2 | 1,447 | 724 | 723 | 2,185 | 1,069 | 1,116 | 705 | 322 | 333 | 78 | 60 | 18 |
| Superior, Wis. | 27 | 17 | 10 | 649 | 344 | 305 | 725 | 351 | 374 | 346 | 141 | 205 | 32 | 20 | 12 |
| Syracuse, N. Y. | 90 | 48 | 42 | 3,219 | 1,646 | 1,573 | 4,169 | 2,066 | 2,103 | 1,659 | 744 | 915 | 326 | 174 | 152 |
| Tacoma, Wash. | 7 | 2 | 5 | 931 | 521 | 470 | 1,263 | 633 | 625 | 657 | 255 | 402 | 62 | 32 | 30 |
| Taunton, Mass. | 8 | 4 | 4 | 694 | 353 | 336 | 963 | 490 | 473 | 390 | 190 | 200 | 23 | 19 | 4 |
| Terre Haute, Ind. | 12 | 7 | 5 | 1,751 | 865 | 886 | 2,019 | 967 | 1,052 | 805 | 326 | 479 | 309 | 177 | 132 |
| Toledo, Ohio. | 24 | 15 | 9 | 4,062 | 2,080 | 1,982 | 4,049 | 2,462 | 2,482 | 1,743 | 740 | 1,003 | 110 | 64 | 46 |
| Topoka, Kans. | 6 | 2 | 4 | 1,006 | 501 | 505 | 1,514 | 851 | 963 | 989 | 411 | 578 | 110 | 50 | 60 |
| Trenton, N. J. | 18 | 11 | 7 | 2,040 | 1,024 | 1,016 | 2,783 | 1,379 | 1,409 | 930 | 367 | 563 | 53 | 31 | 27 |
| Troy, N. Y. | 57 | 31 | 26 | 1,699 | 846 | 853 | 1,836 | 861 | 975 | 637 | 330 | 307 | 100 | 72 | 28 |
| Utica, N. Y. | 34 | 15 | 19 | 1,453 | 739 | 714 | 2,005 | 1,011 | 994 | 641 | 284 | 357 | 62 | 46 | 16 |
| Washington, D. C. | 65 | 27 | 38 | 6,153 | 3,116 | 3,037 | 10,376 | 5,195 | 5,681 | 4,653 | 2,030 | 2,623 | 396 | 259 | 137 |
| Waterbury, Conn. | 16 | 8 | 8 | 934 | 460 | 474 | 1,100 | 532 | 568 | 382 | 186 | 196 | 37 | 25 | 12 |
| Wheeling, W. Va. | 6 | 3 | 3 | 1,179 | 602 | 577 | 1,740 | 862 | 878 | 421 | 174 | 247 | 23 | 15 | 8 |
| Wilkesbarre, Pa. | 9 | 2 | 7 | 1,320 | 632 | 688 | 1,749 | 848 | 901 | 572 | | | | | |

STATISTICS OF POPULATION.

TABLE 51.—NATIVE WHITE PERSONS OF FOREIGN PARENTAGE ATTENDING SCHOOL DURING THE CENSUS YEAR, CLASSIFIED BY SEX AND AGE PERIODS, FOR CITIES HAVING 25,000 INHABITANTS OR MORE: 1900.

[The designation "native white persons of foreign parentage" comprehends all native white persons having either one or both parents foreign born.]

| CITIES. | UNDER 5 YEARS. | | | 5 TO 9 YEARS. | | | 10 TO 14 YEARS. | | | 15 TO 20 YEARS. | | | 21 YEARS AND OVER. | | |
|----------------------|----------------|--------|---------------|---------------|--------|---------------|-----------------|--------|---------------|-----------------|--------|---------------|--------------------|--------|---------------|
| | Total. | Males. | Fe- males. | Total. | Males. | Fe- males. | Total. | Males. | Fe- males. | Total. | Males. | Fe- males. | Total. | Males. | Fe- males. |
| Akron, Ohio | 4 | 1 | 3 | 1,132 | 555 | 577 | 1,470 | 767 | 703 | 267 | 115 | 152 | 14 | 7 | 7 |
| Albany, N. Y. | 93 | 50 | 43 | 2,375 | 1,178 | 1,197 | 2,967 | 1,462 | 1,505 | 810 | 337 | 473 | 66 | 35 | 31 |
| Allegheny, Pa. | 71 | 39 | 32 | 4,401 | 2,176 | 2,225 | 4,842 | 2,115 | 2,727 | 725 | 322 | 408 | 63 | 45 | 18 |
| Allentown, Pa. | | | | 436 | 195 | 241 | 417 | 189 | 228 | 48 | 25 | 23 | 4 | 3 | 1 |
| Altoona, Pa. | 3 | 1 | 2 | 526 | 267 | 259 | 743 | 371 | 372 | 144 | 47 | 97 | 11 | 8 | 3 |
| Atlanta, Ga. | | | | 279 | 144 | 135 | 471 | 230 | 241 | 188 | 84 | 104 | 6 | 4 | 2 |
| Atlantic City, N. J. | 6 | | 6 | 374 | 194 | 180 | 341 | 162 | 179 | 95 | 50 | 45 | 2 | 2 | |
| Auburn, N. Y. | 6 | 5 | 1 | 680 | 341 | 339 | 869 | 431 | 438 | 224 | 86 | 138 | 14 | 9 | 5 |
| Augusta, Ga. | 1 | 1 | | 115 | 52 | 63 | 172 | 95 | 77 | 68 | 23 | 40 | 3 | 3 | |
| Baltimore, Md. | 48 | 24 | 24 | 8,099 | 3,916 | 4,183 | 10,224 | 5,169 | 5,055 | 1,733 | 896 | 837 | 225 | 175 | 50 |
| Bay City, Mich. | 4 | | 4 | 1,394 | 713 | 681 | 2,086 | 1,023 | 1,063 | 495 | 215 | 280 | 23 | 9 | 14 |
| Bayonne, N. J. | 24 | 8 | 16 | 1,980 | 970 | 1,010 | 1,705 | 852 | 853 | 254 | 93 | 161 | 5 | 3 | 2 |
| Binghamton, N. Y. | 12 | 12 | | 586 | 295 | 291 | 798 | 376 | 422 | 246 | 102 | 144 | 9 | 5 | 4 |
| Birmingham, Ala. | | | | 176 | 90 | 86 | 267 | 122 | 145 | 83 | 31 | 52 | 3 | 1 | 2 |
| Boston, Mass. | 981 | 498 | 483 | 23,165 | 11,711 | 11,454 | 22,702 | 11,439 | 11,263 | 6,037 | 2,767 | 3,270 | 543 | 362 | 186 |
| Bridgeport, Conn. | 29 | 15 | 14 | 2,537 | 1,239 | 1,298 | 2,514 | 1,218 | 1,296 | 470 | 204 | 266 | 32 | 25 | 7 |
| Brockton, Mass. | 5 | 3 | 2 | 1,119 | 593 | 526 | 1,327 | 657 | 670 | 286 | 125 | 161 | 18 | 6 | 7 |
| Buffalo, N. Y. | 232 | 121 | 111 | 14,710 | 7,567 | 7,143 | 16,572 | 8,336 | 8,236 | 3,164 | 1,469 | 1,695 | 197 | 119 | 78 |
| Butte, Mont. | 11 | 7 | 4 | 1,030 | 503 | 527 | 998 | 510 | 488 | 312 | 119 | 193 | 16 | 12 | 4 |
| Cambridge, Mass. | 178 | 89 | 89 | 4,146 | 2,056 | 2,090 | 3,892 | 1,897 | 1,995 | 1,106 | 522 | 584 | 254 | 218 | 86 |
| Camden, N. J. | 16 | 4 | 12 | 1,516 | 747 | 769 | 1,660 | 823 | 832 | 220 | 102 | 118 | 8 | 4 | 4 |
| Canton, Ohio | 5 | 2 | 3 | 658 | 331 | 327 | 885 | 436 | 449 | 188 | 77 | 111 | 11 | 5 | 6 |
| Cedar Rapids, Iowa | 5 | 2 | 3 | 747 | 373 | 374 | 992 | 504 | 488 | 293 | 130 | 163 | 30 | 15 | 15 |
| Charleston, S. C. | 1 | | 1 | 233 | 123 | 110 | 457 | 222 | 235 | 166 | 78 | 88 | 10 | 6 | 4 |
| Chattanooga, Tenn. | 1 | | 1 | 134 | 62 | 72 | 196 | 95 | 101 | 80 | 26 | 54 | 2 | 1 | 1 |
| Chelsea, Mass. | 12 | 5 | 7 | 1,600 | 806 | 794 | 1,409 | 691 | 718 | 302 | 129 | 173 | 15 | 10 | 5 |
| Chester, Pa. | 5 | 3 | 2 | 787 | 387 | 400 | 744 | 336 | 408 | 155 | 73 | 82 | 8 | 6 | 2 |
| Chicago, Ill. | 685 | 338 | 347 | 75,635 | 37,698 | 37,937 | 70,512 | 34,998 | 35,519 | 14,776 | 6,488 | 8,288 | 1,205 | 728 | 477 |
| Cincinnati, Ohio | 42 | 24 | 18 | 9,181 | 4,641 | 4,540 | 10,919 | 5,635 | 5,284 | 2,808 | 1,004 | 1,804 | 268 | 203 | 65 |
| Cleveland, Ohio | 59 | 30 | 29 | 17,534 | 8,891 | 8,643 | 20,741 | 10,254 | 10,487 | 3,524 | 1,677 | 1,847 | 261 | 180 | 81 |
| Columbus, Ohio | 10 | 6 | 4 | 1,881 | 936 | 945 | 2,417 | 1,227 | 1,190 | 771 | 412 | 359 | 110 | 77 | 33 |
| Council Bluffs, Iowa | 11 | 6 | 5 | 771 | 403 | 368 | 818 | 382 | 436 | 233 | 124 | 159 | 17 | 10 | 7 |
| Covington, Ky. | 16 | 8 | 8 | 1,076 | 530 | 546 | 1,200 | 615 | 585 | 194 | 89 | 105 | 7 | 4 | 3 |
| Dallas, Tex. | 2 | 1 | 1 | 210 | 110 | 100 | 640 | 290 | 350 | 202 | 76 | 126 | 7 | 1 | 6 |
| Davenport, Iowa | 11 | 6 | 5 | 1,366 | 674 | 692 | 1,620 | 802 | 818 | 330 | 188 | 192 | 45 | 28 | 17 |
| Dayton, Ohio | 10 | 4 | 6 | 1,543 | 747 | 796 | 1,810 | 914 | 896 | 423 | 224 | 199 | 27 | 17 | 10 |
| Denver, Colo. | 82 | 41 | 41 | 3,238 | 1,621 | 1,617 | 4,050 | 1,961 | 2,089 | 1,452 | 634 | 818 | 98 | 64 | 34 |
| Des Moines, Iowa | 25 | 11 | 14 | 1,548 | 805 | 743 | 1,555 | 750 | 805 | 604 | 254 | 350 | 136 | 83 | 83 |
| Detroit, Mich. | 99 | 63 | 36 | 12,623 | 6,474 | 6,154 | 14,629 | 7,373 | 7,256 | 2,670 | 1,260 | 1,410 | 180 | 110 | 70 |
| Dubuque, Iowa | 38 | 20 | 18 | 1,405 | 683 | 722 | 1,473 | 754 | 719 | 433 | 209 | 224 | 64 | 48 | 16 |
| Duluth, Minn. | 31 | 14 | 17 | 3,220 | 1,594 | 1,626 | 2,659 | 1,273 | 1,386 | 713 | 285 | 428 | 21 | 10 | 11 |
| Easton, Pa. | | | | 292 | 150 | 142 | 369 | 179 | 190 | 72 | 36 | 36 | 8 | 7 | 1 |
| East St. Louis, Ill. | 1 | | 1 | 562 | 266 | 296 | 704 | 356 | 348 | 165 | 66 | 99 | 1 | 1 | 1 |
| Elizabeth, N. J. | 12 | 5 | 7 | 1,938 | 996 | 942 | 2,347 | 1,192 | 1,155 | 424 | 191 | 233 | 14 | 10 | 4 |
| Elmira, N. Y. | 11 | 6 | 5 | 698 | 285 | 313 | 842 | 441 | 401 | 349 | 149 | 200 | 20 | 10 | 10 |
| Erie, Pa. | 15 | 7 | 8 | 1,385 | 718 | 667 | 1,838 | 897 | 941 | 377 | 153 | 224 | 19 | 10 | 9 |
| Evansville, Ind. | 3 | 2 | 1 | 844 | 447 | 397 | 1,411 | 673 | 733 | 343 | 176 | 167 | 29 | 22 | 7 |
| Fall River, Mass. | 80 | 40 | 40 | 4,738 | 2,433 | 2,305 | 5,142 | 2,533 | 2,604 | 597 | 266 | 331 | 46 | 26 | 20 |
| Fitchburg, Mass. | 24 | 12 | 12 | 1,434 | 721 | 713 | 1,241 | 606 | 635 | 240 | 97 | 143 | 14 | 4 | 10 |
| Fort Wayne, Ind. | 1 | | 1 | 1,281 | 612 | 669 | 1,696 | 832 | 864 | 439 | 168 | 271 | 21 | 13 | 8 |
| Fort Worth, Tex. | | | | 164 | 76 | 88 | 325 | 157 | 168 | 99 | 31 | 68 | 4 | 3 | 1 |
| Galveston, Tex. | 4 | 2 | 2 | 560 | 273 | 287 | 1,141 | 556 | 585 | 276 | 119 | 157 | 13 | 11 | 2 |
| Gloucester, Mass. | 13 | 10 | 3 | 1,109 | 539 | 570 | 1,110 | 553 | 557 | 295 | 143 | 147 | 13 | 7 | 6 |
| Grand Rapids, Mich. | 41 | 23 | 18 | 3,860 | 1,877 | 1,983 | 4,127 | 1,980 | 2,147 | 1,023 | 481 | 542 | 54 | 29 | 25 |
| Harrisburg, Pa. | 3 | 1 | 2 | 2,282 | 1,143 | 1,139 | 3,665 | 1,977 | 1,688 | 110 | 52 | 58 | 10 | 6 | 4 |
| Hartford, Conn. | 220 | 126 | 94 | 2,909 | 1,515 | 1,394 | 2,634 | 1,297 | 1,337 | 701 | 315 | 386 | 61 | 39 | 22 |
| Haverhill, Mass. | 12 | 4 | 8 | 1,166 | 536 | 530 | 1,052 | 522 | 530 | 322 | 124 | 198 | 9 | 7 | 2 |
| Hoboken, N. J. | 21 | 6 | 15 | 2,599 | 1,324 | 1,275 | 3,200 | 1,609 | 1,591 | 572 | 246 | 326 | 21 | 10 | 11 |
| Holyoke, Mass. | 43 | 25 | 23 | 2,005 | 1,024 | 981 | 2,435 | 1,201 | 1,234 | 489 | 234 | 255 | 42 | 30 | 12 |
| Honolulu, Hawaii | 44 | 21 | 23 | 859 | 435 | 424 | 946 | 506 | 440 | 219 | 115 | 104 | 3 | 2 | 1 |
| Houston, Tex. | 3 | 2 | 1 | 412 | 218 | 194 | 822 | 405 | 417 | 237 | 98 | 139 | 14 | 8 | 6 |
| Indianapolis, Ind. | 11 | 5 | 6 | 2,231 | 1,110 | 1,121 | 3,315 | 1,677 | 1,638 | 921 | 434 | 437 | 70 | 50 | 20 |
| Jackson, Mich. | 2 | | 2 | 431 | 213 | 213 | 720 | 368 | 352 | 280 | 104 | 126 | 15 | 9 | 6 |
| Jacksonville, Fla. | 1 | | 1 | 129 | 63 | 66 | 132 | 94 | 88 | 72 | 28 | 44 | 4 | 2 | 2 |
| Jersey City, N. J. | 89 | 49 | 40 | 7,809 | 3,923 | 3,886 | 9,238 | 4,587 | 4,651 | 1,501 | 610 | 891 | 69 | 38 | 31 |
| Johnstown, Pa. | 2 | 1 | 1 | 622 | 316 | 306 | 919 | 452 | 467 | 205 | 66 | 139 | 18 | 12 | 6 |
| Joliet, Ill. | 3 | 3 | 5 | 1,186 | 599 | 587 | 1,417 | 729 | 688 | 357 | 154 | 203 | 23 | 14 | 9 |
| Joplin, Mo. | | | | 118 | 59 | 59 | 168 | 83 | 85 | 60 | 25 | 35 | 5 | 2 | 3 |
| Kansas City, Kans. | 5 | 4 | 1 | 957 | 478 | 479 | 1,271 | 654 | 617 | 334 | 131 | 203 | 30 | 15 | 15 |
| Kansas City, Mo. | 13 | 9 | 4 | 2,275 | 1,106 | 1,169 | 3,262 | 1,574 | 1,688 | 1,095 | 435 | 660 | 63 | 33 | 30 |
| Knoxville, Tenn. | 1 | 1 | | 117 | 59 | 58 | 170 | 81 | 89 | 90 | 36 | 54 | 6 | 4 | 2 |
| La Crosse, Wis. | 23 | 14 | 9 | 1,240 | 631 | 609 | 1,941 | 950 | 991 | 516 | 257 | 259 | 41 | 26 | 15 |
| Lancaster, Pa. | 1 | 1 | | 313 | 140 | 173 | 539 | 304 | 285 | 77 | 35 | 42 | 16 | 11 | 5 |
| Lawrence, Mass. | 14 | 6 | 8 | 2,732 | 1,351 | 1,381 | 2,608 | 1,334 | 1,274 | 514 | 211 | 303 | 58 | 42 | 16 |
| Lexington, Ky. | | | | 58 | 31 | 27 | 187 | 94 | 94 | 93 | 44 | 51 | 7 | 6 | 1 |
| Lincoln, Nebr. | 19 | 9 | 10 | 302 | 146 | 156 | 920 | 464 | 456 | 474 | 222 | 252 | 169 | 117 | 52 |
| Little Rock, Ark. | 1 | | 1 | 266 | 141 | 125 | 449 | 235 | 214 | 143 | 73 | 78 | 2 | 2 | |
| Los Angeles, Cal. | 90 | 46 | 44 | 2,536 | 1,202 | 1,334 | 2,923 | 1,334 | 1,589 | 1,014 | 413 | 601 | 97 | 44 | 53 |
| Louisville, Ky. | 3 | 5 | 3 | 2,626 | 1,294 | 1,332 | 4,038 | 1,979 | 2,059 | 950 | 446 | 504 | 61 | 42 | 19 |
| Lowell, Mass. | 134 | 66 | 68 | 3,942 | 2,028 | 1,914 | 3,828 | 1,865 | 1,963 | 712 | 307 | 405 | 53 | 34 | 19 |

TABLE 51.—NATIVE WHITE PERSONS OF FOREIGN PARENTAGE ATTENDING SCHOOL DURING THE CENSUS YEAR, CLASSIFIED BY SEX AND AGE PERIODS, FOR CITIES HAVING 25,000 INHABITANTS OR MORE: 1900—Cont. (ued.)

| CITIES. | UNDER 5 YEARS. | | | 5 TO 9 YEARS. | | | 10 TO 14 YEARS. | | | 15 TO 20 YEARS. | | | 21 YEARS AND OVER. | | |
|-------------------------------|----------------|--------|-----------|---------------|--------|-----------|-----------------|--------|-----------|-----------------|--------|-----------|--------------------|--------|-----------|
| | Total. | Males. | Fe-males. | Total. | Males. | Fe-males. | Total. | Males. | Fe-males. | Total. | Males. | Fe-males. | Total. | Males. | Fe-males. |
| Lynn, Mass. | 29 | 17 | 12 | 2,523 | 1,237 | 1,286 | 2,157 | 1,047 | 1,110 | 585 | 250 | 335 | 29 | 20 | 9 |
| McKeesport, Pa. | 3 | 3 | | 1,322 | 625 | 697 | 1,452 | 727 | 725 | 190 | 64 | 126 | 10 | 9 | 1 |
| Malden, Mass. | 54 | 29 | 25 | 1,440 | 734 | 706 | 1,384 | 675 | 709 | 351 | 167 | 184 | 18 | 12 | 6 |
| Manchester, N. H. | 42 | 22 | 20 | 1,880 | 993 | 887 | 2,058 | 1,037 | 1,021 | 420 | 200 | 220 | 18 | 10 | 8 |
| Memphis, Tenn. | | | | 471 | 220 | 251 | 860 | 412 | 448 | 321 | 124 | 197 | 8 | 4 | 4 |
| Milwaukee, Wis. | 303 | 151 | 152 | 15,853 | 8,063 | 7,790 | 17,120 | 8,550 | 8,570 | 2,710 | 1,420 | 1,290 | 247 | 155 | 92 |
| Minneapolis, Minn. | 39 | 22 | 17 | 8,369 | 4,187 | 4,182 | 10,093 | 5,006 | 5,087 | 2,718 | 1,201 | 1,517 | 496 | 356 | 140 |
| Mobile, Ala. | 1 | | 1 | 181 | 85 | 96 | 376 | 173 | 203 | 117 | 39 | 78 | 1 | 1 | 1 |
| Montgomery, Ala. | 1 | 1 | | 36 | 41 | 45 | 139 | 67 | 72 | 59 | 18 | 41 | 1 | | 6 |
| Nashville, Tenn. | | | | 315 | 171 | 144 | 626 | 282 | 344 | 241 | 95 | 146 | 15 | 9 | |
| Newark, N. J. | 192 | 97 | 95 | 9,684 | 4,862 | 4,822 | 9,457 | 4,615 | 4,842 | 1,292 | 625 | 667 | 91 | 54 | 37 |
| New Bedford, Mass. | 25 | 16 | 9 | 2,304 | 1,136 | 1,168 | 2,288 | 1,116 | 1,172 | 276 | 136 | 140 | 13 | 9 | 4 |
| New Britain, Conn. | 98 | 45 | 53 | 1,366 | 662 | 704 | 1,149 | 560 | 589 | 205 | 90 | 115 | 10 | 4 | 6 |
| Newcastle, Pa. | 3 | 2 | 1 | 479 | 230 | 249 | 508 | 236 | 272 | 148 | 74 | 74 | 4 | 1 | 3 |
| New Haven, Conn. | 122 | 62 | 60 | 4,028 | 2,009 | 2,019 | 4,185 | 2,116 | 2,069 | 993 | 484 | 509 | 196 | 176 | 20 |
| New Orleans, La. | 36 | 17 | 19 | 2,123 | 1,038 | 1,085 | 4,889 | 2,455 | 2,434 | 1,196 | 570 | 626 | 46 | 31 | 15 |
| Newport, Ky. | 4 | 1 | 3 | 695 | 347 | 348 | 815 | 387 | 428 | 141 | 61 | 80 | 11 | 9 | 2 |
| Newton, Mass. | 119 | 53 | 66 | 1,098 | 534 | 564 | 1,026 | 527 | 499 | 346 | 165 | 181 | 20 | 4 | 16 |
| New York, N. Y. | 2,514 | 1,236 | 1,278 | 140,087 | 70,689 | 69,398 | 145,778 | 73,054 | 72,724 | 22,868 | 10,479 | 12,389 | 1,276 | 781 | 495 |
| Manhattan and Bronx boroughs. | 1,903 | 930 | 973 | 89,637 | 44,894 | 44,743 | 85,214 | 42,765 | 42,449 | 13,163 | 6,330 | 6,833 | 754 | 498 | 256 |
| Brooklyn borough. | 465 | 241 | 224 | 41,890 | 21,296 | 20,594 | 49,366 | 24,751 | 25,115 | 8,099 | 3,369 | 4,730 | 462 | 250 | 212 |
| Queens borough. | 79 | 32 | 47 | 6,015 | 3,081 | 2,934 | 7,885 | 4,004 | 3,881 | 1,099 | 516 | 583 | 34 | 17 | 17 |
| Richmond borough. | 67 | 33 | 34 | 2,605 | 1,418 | 1,187 | 2,813 | 1,534 | 1,279 | 507 | 264 | 243 | 26 | 16 | 10 |
| Norfolk, Va. | 1 | 1 | | 163 | 85 | 78 | 255 | 113 | 142 | 79 | 36 | 43 | | | 42 |
| Oakland, Cal. | 16 | 10 | 6 | 2,010 | 962 | 1,048 | 2,795 | 1,350 | 1,445 | 1,024 | 464 | 560 | 105 | 63 | 32 |
| Omaha, Nebr. | 69 | 33 | 36 | 4,219 | 2,121 | 2,098 | 4,021 | 2,027 | 1,994 | 1,188 | 552 | 636 | 92 | 60 | 49 |
| Oshkosh, Wis. | 47 | 29 | 18 | 1,301 | 620 | 681 | 1,429 | 696 | 733 | 363 | 176 | 187 | 143 | 64 | 79 |
| Passaic, N. J. | 67 | 39 | 28 | 1,125 | 785 | 340 | 1,301 | 427 | 874 | 143 | 67 | 76 | 6 | | 4 |
| Paterson, N. J. | 65 | 34 | 31 | 5,728 | 2,882 | 2,846 | 4,435 | 2,149 | 2,286 | 539 | 257 | 282 | 39 | 31 | 8 |
| Pawtucket, R. I. | 90 | 49 | 41 | 1,720 | 871 | 849 | 1,667 | 808 | 859 | 266 | 124 | 142 | 21 | 15 | 6 |
| Peoria, Ill. | 11 | 4 | 7 | 1,259 | 636 | 623 | 1,625 | 819 | 806 | 404 | 171 | 233 | 43 | 28 | 15 |
| Philadelphia, Pa. | 797 | 400 | 397 | 36,944 | 18,753 | 18,191 | 34,962 | 17,428 | 17,534 | 5,222 | 2,471 | 2,751 | 445 | 317 | 128 |
| Pittsburg, Pa. | 122 | 60 | 62 | 10,720 | 5,476 | 5,244 | 12,298 | 6,147 | 6,151 | 2,206 | 1,053 | 1,153 | 158 | 106 | 52 |
| Portland, Me. | 80 | 35 | 45 | 1,384 | 690 | 694 | 1,316 | 691 | 625 | 428 | 191 | 287 | 28 | 20 | 8 |
| Portland, Oreg. | 12 | 5 | 7 | 2,362 | 1,212 | 1,150 | 2,770 | 1,397 | 1,373 | 941 | 398 | 543 | 55 | 39 | 16 |
| Providence, R. I. | 216 | 109 | 107 | 6,438 | 3,190 | 3,248 | 6,256 | 3,056 | 3,200 | 1,223 | 570 | 653 | 98 | 65 | 33 |
| Pueblo, Colo. | 9 | 5 | 4 | 551 | 251 | 300 | 589 | 289 | 300 | 224 | 88 | 126 | 13 | 4 | 9 |
| Quincy, Ill. | 5 | 3 | 2 | 872 | 431 | 441 | 1,129 | 574 | 555 | 415 | 295 | 120 | 57 | 34 | 23 |
| Racine, Wis. | 40 | 17 | 23 | 1,692 | 822 | 870 | 1,547 | 781 | 766 | 343 | 165 | 178 | 13 | 10 | 3 |
| Reading, Pa. | 4 | 4 | | 819 | 403 | 416 | 778 | 374 | 404 | 121 | 55 | 66 | 4 | 3 | 2 |
| Richmond, Va. | | | | 292 | 148 | 144 | 478 | 226 | 252 | 174 | 71 | 108 | 5 | | |
| Rochester, N. Y. | 253 | 125 | 133 | 6,543 | 3,213 | 3,335 | 6,638 | 3,380 | 3,303 | 1,338 | 661 | 677 | 113 | 87 | 26 |
| Rockford, Ill. | 4 | 3 | 1 | 1,355 | 675 | 680 | 1,420 | 710 | 710 | 262 | 103 | 159 | 22 | 13 | 9 |
| Sacramento, Cal. | 12 | 9 | 3 | 660 | 317 | 343 | 893 | 411 | 482 | 354 | 158 | 196 | 35 | 22 | 13 |
| Saginaw, Mich. | 12 | 6 | 6 | 1,640 | 856 | 784 | 2,632 | 1,325 | 1,307 | 765 | 341 | 424 | 27 | 18 | 14 |
| St. Joseph, Mo. | 15 | 12 | 3 | 1,157 | 603 | 554 | 1,784 | 917 | 867 | 490 | 226 | 264 | 80 | 19 | 11 |
| St. Louis, Mo. | 30 | 38 | 42 | 17,136 | 8,678 | 8,458 | 21,276 | 10,535 | 10,741 | 3,880 | 1,715 | 2,165 | 361 | 278 | 83 |
| St. Paul, Minn. | 123 | 62 | 61 | 8,936 | 4,515 | 4,421 | 8,893 | 4,376 | 4,517 | 2,166 | 1,010 | 1,156 | 320 | 231 | 89 |
| Salem, Mass. | 59 | 29 | 30 | 1,492 | 746 | 746 | 1,959 | 658 | 701 | 282 | 130 | 152 | 15 | 9 | 6 |
| Salt Lake City, Utah. | 7 | 3 | 4 | 1,801 | 939 | 862 | 2,864 | 1,405 | 1,459 | 1,310 | 554 | 756 | 104 | 57 | 47 |
| San Antonio, Tex. | 4 | | 4 | 902 | 417 | 485 | 1,725 | 856 | 869 | 432 | 196 | 236 | 13 | 8 | 5 |
| San Francisco, Cal. | 225 | 113 | 112 | 10,734 | 5,341 | 5,393 | 13,624 | 6,438 | 7,186 | 4,296 | 1,801 | 2,495 | 345 | 241 | 104 |
| Savannah, Ga. | 2 | 1 | 1 | 317 | 153 | 164 | 578 | 280 | 298 | 133 | 71 | 112 | 8 | 4 | 4 |
| Schenectady, N. Y. | 3 | 2 | 1 | 656 | 332 | 324 | 784 | 426 | 358 | 154 | 76 | 78 | 13 | 12 | 1 |
| Scranton, Pa. | 24 | 10 | 14 | 3,874 | 1,984 | 1,890 | 4,786 | 2,258 | 2,528 | 1,045 | 410 | 635 | 90 | 58 | 32 |
| Seattle, Wash. | 10 | 5 | 5 | 1,879 | 950 | 929 | 1,947 | 915 | 1,032 | 687 | 290 | 397 | 47 | 23 | 24 |
| Sioux City, Iowa. | 12 | 6 | 6 | 1,381 | 685 | 696 | 1,183 | 598 | 585 | 359 | 146 | 213 | 32 | 23 | 9 |
| Somerville, Mass. | 59 | 32 | 27 | 2,413 | 1,231 | 1,182 | 2,301 | 1,166 | 1,135 | 747 | 293 | 454 | 50 | 29 | 21 |
| South Bend, Ind. | 2 | 1 | 1 | 1,131 | 607 | 524 | 1,467 | 751 | 716 | 205 | 87 | 118 | 10 | 4 | 6 |
| South Omaha, Nebr. | 14 | 7 | 7 | 999 | 512 | 487 | 849 | 428 | 421 | 180 | 77 | 103 | 14 | 8 | 6 |
| Spokane, Wash. | 6 | 5 | 1 | 927 | 470 | 457 | 1,021 | 512 | 509 | 401 | 181 | 220 | 41 | 28 | 13 |
| Springfield, Ill. | 1 | 1 | | 681 | 358 | 323 | 995 | 488 | 507 | 312 | 153 | 159 | 43 | 34 | 9 |
| Springfield, Mass. | 86 | 41 | 45 | 1,822 | 900 | 922 | 2,100 | 1,059 | 1,041 | 526 | 236 | 290 | 44 | 26 | 18 |
| Springfield, Ohio. | 4 | | 4 | 544 | 279 | 265 | 867 | 430 | 437 | 243 | 99 | 144 | 24 | 17 | 7 |
| Superior, Wis. | 33 | 43 | 40 | 1,855 | 887 | 968 | 1,412 | 693 | 719 | 360 | 136 | 224 | 23 | 6 | 17 |
| Syracuse, N. Y. | 72 | 31 | 41 | 3,256 | 1,558 | 1,698 | 3,783 | 1,853 | 1,930 | 1,041 | 453 | 588 | 98 | 50 | 48 |
| Tacoma, Wash. | 5 | 2 | 3 | 1,526 | 775 | 751 | 1,494 | 719 | 775 | 414 | 142 | 272 | 22 | 11 | 11 |
| Taunton, Mass. | 3 | 2 | 1 | 658 | 333 | 325 | 1,123 | 589 | 534 | 215 | 108 | 107 | 21 | 14 | 7 |
| Terre Haute, Ind. | 4 | | 4 | 420 | 211 | 209 | 683 | 350 | 333 | 253 | 119 | 134 | 30 | 13 | 12 |
| Toledo, Ohio. | 18 | 12 | 6 | 4,157 | 2,072 | 2,085 | 5,342 | 2,770 | 2,572 | 1,120 | 491 | 629 | 53 | 30 | 23 |
| Topeka, Kans. | 1 | 1 | | 423 | 220 | 203 | 672 | 316 | 356 | 268 | 112 | 156 | 24 | 8 | 16 |
| Trenton, N. J. | 34 | 14 | 20 | 2,156 | 1,102 | 1,054 | 2,235 | 1,127 | 1,108 | 353 | 153 | 200 | 25 | 16 | 9 |
| Troy, N. Y. | 80 | 54 | 26 | 2,025 | 1,067 | 958 | 2,362 | 1,275 | 1,087 | 561 | 290 | 271 | 43 | 27 | 16 |
| Utica, N. Y. | 25 | 9 | 16 | 1,476 | 762 | 714 | 1,988 | 999 | 989 | 405 | 186 | 219 | 38 | 23 | 15 |
| Washington, D. C. | 23 | 9 | 14 | 1,569 | 814 | 755 | 2,882 | 1,411 | 1,471 | 1,248 | 586 | 662 | 132 | 94 | 38 |
| Waterbury, Conn. | 35 | 20 | 15 | 1,776 | 863 | 913 | 1,965 | 965 | 1,000 | 514 | 235 | 279 | 37 | 28 | 9 |
| Wheeling, W. Va. | 1 | | 1 | 681 | 337 | 344 | 975 | 470 | 505 | 204 | 90 | 114 | 11 | 8 | 3 |
| Wilkesbarre, Pa. | 14 | 5 | 9 | 2,044 | 1,030 | 1,014 | 2,166 | 1,045 | 1,121 | 506 | 212 | 294 | 43 | 30 | 13 |
| Williamsport, Pa. | | | | 295 | 141 | 154 | 504 | 242 | 262 | 126 | 52 | 74 | 11 | 5 | 6 |
| Wilmington, Del. | 14 | 6 | 8 | 1,310 | 636 | 674 | 1,523 | 737 | 736 | 263 | 112 | 151 | 21 | 17 | 4 |
| Woonsocket, R. I. | 17 | 10 | 7 | 1,282 | 648 | 634 | 1,299 | 631 | 668 | 212 | 100 | 112 | 13 | 13 | |
| Worcester, Mass. | 107 | 49 | 58 | 4,396 | 2,224 | 2,172 | 5,016 | 2,544 | 2,472 | 1,511 | 757 | 754 | 208 | 142 | 66 |
| Yonkers, N. Y. | 106 | 67 | 39 | 2,977 | 1,477 | 1,500 | 941 | 464 | 477 | 308 | 161 | 147 | 102 | 90 | 12 |
| York, Pa. | | | | 181 | 98 | 88 | 222 | 122 | 100 | 65 | 32 | 33 | 4 | 4 | |
| Youngstown, Ohio. | 13 | 2 | 11 | 1,983 | 994 | 989 | 2,389 | 1,240 | 1,149 | 578 | 263 | 315 | 33 | 13 | 15 |

STATISTICS OF POPULATION.

TABLE 52.—FOREIGN WHITE PERSONS ATTENDING SCHOOL DURING THE CENSUS YEAR, CLASSIFIED BY SEX AND AGE PERIODS, FOR CITIES HAVING 25,000 INHABITANTS OR MORE: 1900.

| CITIES. | UNDER 5 YEARS. | | | 5 TO 9 YEARS. | | | 10 TO 14 YEARS. | | | 15 TO 20 YEARS. | | | 21 YEARS AND OVER. | | |
|----------------------|----------------|--------|---------------|---------------|--------|---------------|-----------------|--------|---------------|-----------------|--------|---------------|--------------------|--------|---------------|
| | Total. | Males. | Fe- males. | Total. | Males. | Fe- males. | Total. | Males. | Fe- males. | Total. | Males. | Fe- males. | Total. | Males. | Fe- males. |
| Akron, Ohio | | | | 65 | 28 | 37 | 168 | 86 | 82 | 14 | 5 | 9 | 2 | 1 | 1 |
| Albany, N. Y. | 1 | | 1 | 77 | 38 | 39 | 280 | 120 | 110 | 43 | 20 | 23 | 3 | 2 | 1 |
| Allegheny, Pa. | 1 | | 1 | 215 | 96 | 119 | 497 | 246 | 251 | 62 | 22 | 40 | 11 | 6 | 5 |
| Allentown, Pa. | | | | 38 | 16 | 17 | 55 | 30 | 25 | 11 | 7 | 4 | 1 | 1 | |
| Altoona, Pa. | | | | 16 | 10 | 6 | 69 | 41 | 28 | 15 | 6 | 9 | 4 | 2 | 2 |
| Atlanta, Ga. | | | | 19 | 8 | 11 | 97 | 50 | 47 | 34 | 13 | 21 | 1 | 1 | |
| Atlantic City, N. J. | | | | 19 | 9 | 10 | 51 | 27 | 24 | 17 | 11 | 6 | 2 | 2 | |
| Auburn, N. Y. | | | | 81 | 14 | 17 | 81 | 2 | 29 | 10 | 5 | 5 | 1 | | 1 |
| Augusta, Ga. | | | | 7 | 5 | 2 | 16 | 10 | 6 | 16 | 8 | 8 | | | |
| Baltimore, Md. | 1 | | 1 | 526 | 248 | 278 | 1,897 | 715 | 682 | 287 | 158 | 129 | 115 | 85 | 30 |
| Bay City, Mich. | | | | 44 | 18 | 26 | 193 | 88 | 105 | 66 | 26 | 40 | 8 | 2 | 1 |
| Bayonne, N. J. | | | | 125 | 63 | 62 | 295 | 150 | 145 | 55 | 29 | 26 | 9 | 8 | 1 |
| Binghamton, N. Y. | | | | 26 | 10 | 16 | 74 | 46 | 28 | 24 | 7 | 17 | 1 | 1 | |
| Birmingham, Ala. | | | | 5 | 4 | 1 | 33 | 15 | 18 | 17 | 8 | 9 | 1 | 1 | |
| Boston, Mass. | 40 | 18 | 22 | 2,319 | 1,181 | 1,138 | 5,487 | 2,740 | 2,747 | 1,430 | 660 | 770 | 283 | 137 | 96 |
| Bridgeport, Conn. | | | | 224 | 106 | 118 | 474 | 225 | 249 | 40 | 16 | 24 | 5 | 2 | 3 |
| Brockton, Mass. | 3 | 2 | 1 | 84 | 38 | 46 | 260 | 131 | 129 | 59 | 31 | 28 | 6 | 4 | 2 |
| Buffalo, N. Y. | 16 | 7 | 9 | 1,291 | 646 | 645 | 3,595 | 1,825 | 1,770 | 659 | 295 | 364 | 66 | 42 | 24 |
| Butte, Mont. | | | | 60 | 31 | 29 | 170 | 85 | 85 | 85 | 44 | 41 | 7 | 5 | 2 |
| Cambridge, Mass. | 2 | | 2 | 355 | 162 | 193 | 765 | 384 | 381 | 205 | 106 | 99 | 68 | 59 | 9 |
| Camden, N. J. | | 2 | | 60 | 27 | 33 | 183 | 91 | 92 | 20 | 10 | 10 | 3 | 3 | |
| Canton, Ohio | | | | 28 | 19 | 9 | 116 | 58 | 58 | 13 | 6 | 12 | 1 | | 1 |
| Cedar Rapids, Iowa | | | | 9 | 6 | 3 | 63 | 35 | 28 | 22 | 6 | 16 | 7 | 4 | 3 |
| Charleston, S. C. | | | | 3 | 3 | 3 | 26 | 14 | 12 | 13 | 7 | 6 | 1 | | 1 |
| Chattanooga, Tenn. | | | | 8 | 4 | 4 | 28 | 17 | 11 | 11 | 4 | 7 | | | |
| Chelsea, Mass. | | | | 201 | 100 | 101 | 431 | 204 | 227 | 105 | 40 | 65 | 10 | 4 | 6 |
| Chester, Pa. | | | | 25 | 13 | 12 | 69 | 29 | 40 | 12 | 8 | 4 | 1 | | |
| Chicago, Ill. | 20 | 10 | 10 | 4,217 | 2,136 | 2,081 | 13,750 | 7,104 | 6,646 | 2,531 | 1,172 | 1,359 | 587 | 346 | 191 |
| Cincinnati, Ohio | | | | 189 | 89 | 100 | 546 | 281 | 265 | 112 | 62 | 60 | 63 | 52 | 11 |
| Cleveland, Ohio | 4 | 3 | 1 | 1,144 | 586 | 558 | 3,501 | 1,727 | 1,774 | 596 | 297 | 299 | 78 | 58 | 20 |
| Columbus, Ohio | | | | 51 | 27 | 24 | 172 | 99 | 73 | 73 | 43 | 30 | 29 | 27 | 2 |
| Council Bluffs, Iowa | | | | 14 | 10 | 4 | 61 | 32 | 29 | 32 | 14 | 18 | 5 | 1 | 4 |
| Covington, Ky. | | | | 4 | 4 | | 10 | 4 | 6 | 1 | 1 | 1 | 1 | 1 | |
| Dallas, Tex. | | | | 4 | 2 | 2 | 51 | 29 | 22 | 23 | 9 | 14 | 3 | 2 | 1 |
| Davenport, Iowa | | | | 43 | 16 | 27 | 101 | 51 | 50 | 16 | 7 | 9 | 3 | 3 | |
| Dayton, Ohio | | | | 58 | 37 | 21 | 171 | 79 | 92 | 17 | 8 | 9 | 3 | 2 | 1 |
| Denver, Colo. | 2 | 1 | 1 | 135 | 67 | 68 | 467 | 239 | 228 | 199 | 88 | 111 | 42 | 25 | 17 |
| Des Moines, Iowa | 2 | | 2 | 45 | 23 | 22 | 126 | 63 | 63 | 56 | 23 | 33 | 21 | 18 | 3 |
| Detroit, Mich. | 9 | 5 | 4 | 1,051 | 508 | 543 | 2,946 | 1,499 | 1,447 | 691 | 328 | 363 | 118 | 88 | 25 |
| Dubuque, Iowa | | | | 23 | 11 | 12 | 76 | 45 | 31 | 20 | 14 | 6 | 33 | 31 | 2 |
| Duluth, Minn. | 1 | 1 | | 224 | 120 | 104 | 602 | 314 | 288 | 230 | 92 | 138 | 12 | 5 | 7 |
| Easton, Pa. | | | | 27 | 17 | 10 | 37 | 21 | 16 | 11 | 4 | 7 | 4 | 4 | |
| East St. Louis, Ill. | | | | 21 | 10 | 11 | 24 | 10 | 14 | 5 | 3 | 2 | 2 | 1 | 1 |
| Elizabeth, N. J. | | | | 106 | 54 | 52 | 343 | 166 | 177 | 68 | 32 | 36 | 8 | 1 | 7 |
| Elmira, N. Y. | 1 | 1 | | 28 | 15 | 13 | 115 | 58 | 57 | 39 | 17 | 22 | 4 | 2 | 2 |
| Erie, Pa. | 1 | | 1 | 101 | 44 | 57 | 297 | 153 | 144 | 30 | 14 | 16 | 8 | 1 | 2 |
| Evansville, Ind. | | | | 16 | 9 | 7 | 42 | 23 | 19 | 8 | 5 | 3 | 2 | 2 | |
| Fall River, Mass. | 2 | 2 | | 952 | 504 | 448 | 2,232 | 1,091 | 1,141 | 151 | 85 | 66 | 36 | 11 | 25 |
| Fitchburg, Mass. | | | | 211 | 111 | 100 | 482 | 227 | 255 | 34 | 17 | 17 | 5 | 2 | 3 |
| Fort Wayne, Ind. | | | | 40 | 15 | 25 | 96 | 48 | 58 | 19 | 13 | 6 | | | |
| Fort Worth, Tex. | | | | 5 | 3 | 2 | 22 | 14 | 8 | 13 | 6 | 7 | 1 | | 1 |
| Galveston, Tex. | | | | 27 | 13 | 14 | 95 | 47 | 48 | 27 | 12 | 15 | 1 | 1 | |
| Gloucester, Mass. | 1 | 1 | | 75 | 37 | 38 | 166 | 78 | 88 | 33 | 16 | 22 | 2 | 1 | 1 |
| Grand Rapids, Mich. | | | | 238 | 117 | 121 | 738 | 357 | 381 | 155 | 77 | 78 | 40 | 26 | 14 |
| Harrisburg, Pa. | | | | 23 | 13 | 5 | 55 | 27 | 28 | 6 | 2 | 4 | 1 | | 1 |
| Hartford, Conn. | 8 | 5 | 3 | 236 | 144 | 142 | 628 | 334 | 294 | 162 | 99 | 63 | 49 | 41 | 8 |
| Haverhill, Mass. | 1 | 1 | | 111 | 47 | 64 | 276 | 142 | 134 | 79 | 39 | 40 | 8 | 2 | 6 |
| Hoboken, N. J. | 3 | 1 | 2 | 200 | 101 | 99 | 452 | 225 | 227 | 58 | 32 | 26 | 8 | 6 | 2 |
| Holyoke, Mass. | 2 | | 2 | 173 | 72 | 101 | 625 | 321 | 304 | 58 | 26 | 32 | 8 | 6 | 2 |
| Honolulu, Hawaii | 3 | 1 | 2 | 46 | 21 | 25 | 55 | 24 | 31 | 15 | 7 | 8 | 4 | 3 | 1 |
| Houston, Tex. | | | | 18 | 7 | 11 | 73 | 36 | 37 | 25 | 13 | 12 | | | |
| Indianapolis, Ind. | | | | 68 | 33 | 35 | 200 | 102 | 98 | 69 | 29 | 40 | 16 | 10 | 6 |
| Jackson, Mich. | | | | 17 | 6 | 11 | 70 | 30 | 40 | 24 | 14 | 10 | 3 | 2 | 1 |
| Jacksonville, Fla. | | | | 5 | 3 | 2 | 21 | 12 | 9 | 12 | 6 | 6 | 3 | 2 | 1 |
| Jersey City, N. J. | 1 | | 1 | 364 | 165 | 199 | 1,051 | 532 | 519 | 176 | 78 | 98 | 17 | 11 | 6 |
| Johnstown, Pa. | | | | 22 | 11 | 11 | 130 | 58 | 72 | 21 | 9 | 12 | | | |
| Joliet, Ill. | | | | 61 | 29 | 32 | 195 | 97 | 98 | 43 | 14 | 29 | 5 | 1 | 4 |
| Joplin, Mo. | | | | 3 | 1 | 2 | 10 | 5 | 5 | 1 | 1 | 1 | 2 | | 2 |
| Kansas City, Kans. | | | | 81 | 13 | 18 | 113 | 49 | 64 | 27 | 14 | 13 | 5 | 4 | 1 |
| Kansas City, Mo. | 1 | | 1 | 75 | 34 | 41 | 307 | 160 | 147 | 125 | 58 | 67 | 21 | 12 | 9 |
| Knoxville, Tenn. | | | | 3 | 1 | 2 | 19 | 9 | 10 | 10 | 5 | 5 | 1 | | 1 |
| La Crosse, Wis. | | | | 38 | 17 | 21 | 121 | 64 | 57 | 23 | 12 | 11 | 2 | | 2 |
| Lancaster, Pa. | | | | 6 | 3 | 3 | 44 | 29 | 15 | 10 | 5 | 5 | | | |
| Lawrence, Mass. | 1 | | 1 | 441 | 233 | 208 | 953 | 463 | 490 | 82 | 34 | 48 | 10 | 8 | 2 |
| Lexington, Ky. | | | | | | | 6 | 2 | 3 | 4 | 1 | 2 | 3 | 3 | |
| Lincoln, Nebr. | | | | 58 | 35 | 23 | 129 | 81 | 48 | 47 | 20 | 27 | 21 | 16 | 5 |
| Little Rock, Ark. | | | | 9 | 4 | 5 | 20 | 11 | 9 | 10 | 6 | 4 | | | |
| Los Angeles, Cal. | 2 | 2 | | 113 | 56 | 57 | 355 | 146 | 189 | 184 | 63 | 121 | 33 | 19 | 19 |
| Louisville, Ky. | | | | 65 | 29 | 36 | 229 | 114 | 115 | 59 | 31 | 23 | 7 | 5 | 2 |
| Lowell, Mass. | 6 | 5 | 1 | 657 | 321 | 336 | 1,283 | 599 | 664 | 161 | 79 | 82 | 24 | 12 | 12 |

SCHOOL ATTENDANCE.

TABLE 52.—FOREIGN WHITE PERSONS ATTENDING SCHOOL DURING THE CENSUS YEAR, CLASSIFIED BY SEX AND AGE PERIODS, FOR CITIES HAVING 25,000 INHABITANTS OR MORE: 1900—Continued.

| CITIES. | UNDER 5 YEARS. | | | 5 TO 9 YEARS. | | | 10 TO 14 YEARS. | | | 15 TO 20 YEARS. | | | 21 YEARS AND OVER. | | |
|-------------------------------|----------------|--------|---------------|---------------|--------|---------------|-----------------|--------|---------------|-----------------|--------|---------------|--------------------|--------|---------------|
| | Total. | Males. | Fe- males. | Total. | Males. | Fe- males. | Total. | Males. | Fe- males. | Total. | Males. | Fe- males. | Total. | Males. | Fe- males. |
| Lynn, Mass. | 2 | 2 | | 182 | 98 | 89 | 452 | 220 | 232 | 122 | 39 | 83 | 12 | 7 | 5 |
| McKeesport, Pa. | 1 | | 1 | 89 | 48 | 41 | 274 | 147 | 127 | 64 | 23 | 41 | 5 | 5 | |
| Malden, Mass. | 1 | 1 | | 100 | 44 | 56 | 220 | 106 | 114 | 90 | 39 | 51 | 8 | 4 | |
| Manchester, N. H. | 5 | 2 | 3 | 441 | 219 | 222 | 959 | 486 | 473 | 128 | 63 | 65 | 29 | 11 | 18 |
| Memphis, Tenn. | | | | 68 | 37 | 31 | 55 | 25 | 30 | 20 | 10 | 10 | | | |
| Milwaukee, Wis. | 6 | 3 | 3 | 881 | 464 | 417 | 2,440 | 1,257 | 1,183 | 301 | 155 | 146 | 44 | 33 | 11 |
| Minneapolis, Minn. | 2 | 1 | 1 | 394 | 186 | 208 | 1,109 | 565 | 544 | 495 | 245 | 251 | 203 | 155 | 48 |
| Mobile, Ala. | | | | 8 | 4 | 4 | 28 | 17 | 11 | 10 | 6 | 4 | 1 | | 1 |
| Montgomery, Ala. | | | | 2 | 2 | | 13 | 4 | 9 | 1 | 1 | | | | |
| Nashville, Tenn. | | | | 5 | 5 | 2 | 50 | 27 | 23 | 20 | 10 | 10 | 4 | 3 | 1 |
| Newark, N. J. | 4 | 3 | 1 | 759 | 378 | 381 | 1,865 | 934 | 931 | 214 | 124 | 90 | 30 | 17 | 13 |
| New Bedford, Mass. | | | | 446 | 222 | 224 | 1,187 | 562 | 605 | 66 | 32 | 34 | 5 | 3 | 2 |
| New Britain, Conn. | 3 | 1 | 2 | 89 | 46 | 43 | 133 | 90 | 98 | 29 | 17 | 12 | 5 | 3 | 2 |
| Newcastle, Pa. | 2 | 2 | | 120 | 61 | 59 | 192 | 92 | 100 | 36 | 16 | 20 | 1 | | 1 |
| New Haven, Conn. | 3 | 2 | 1 | 373 | 203 | 170 | 889 | 457 | 432 | 171 | 101 | 70 | 47 | 34 | 13 |
| New Orleans, La. | 2 | 1 | 1 | 110 | 60 | 50 | 336 | 186 | 150 | 75 | 39 | 36 | 6 | 6 | |
| Newport, Ky. | | | | 9 | 5 | 4 | 36 | 19 | 17 | 11 | 5 | 6 | 2 | 1 | 1 |
| Newton, Mass. | 3 | 1 | 2 | 117 | 58 | 59 | 203 | 109 | 94 | 58 | 24 | 34 | 5 | 3 | 2 |
| New York, N. Y. | 150 | 77 | 73 | 15,581 | 7,907 | 7,774 | 36,874 | 19,008 | 17,866 | 6,127 | 3,398 | 2,729 | 733 | 435 | 293 |
| Manhattan and Bronx boroughs. | 124 | 67 | 57 | 12,084 | 6,080 | 6,054 | 27,661 | 14,325 | 13,336 | 4,513 | 2,603 | 1,910 | 580 | 337 | 193 |
| Brooklyn borough. | 24 | 9 | 15 | 3,056 | 1,542 | 1,514 | 8,050 | 4,084 | 3,966 | 1,395 | 691 | 704 | 166 | 76 | 90 |
| Queens borough. | | | | 260 | 137 | 123 | 779 | 397 | 382 | 151 | 69 | 82 | 23 | 14 | 9 |
| Richmond borough. | 2 | 1 | 1 | 181 | 98 | 83 | 384 | 202 | 182 | 68 | 35 | 33 | 14 | 8 | 6 |
| Norfolk, Va. | | | | 7 | 5 | 2 | 27 | 14 | 13 | 15 | 9 | 6 | | | |
| Oakland, Cal. | 1 | 1 | | 67 | 34 | 33 | 229 | 114 | 115 | 130 | 63 | 67 | 27 | 14 | 13 |
| Omaha, Nebr. | 1 | 1 | | 136 | 75 | 61 | 444 | 221 | 223 | 138 | 73 | 65 | 41 | 28 | 13 |
| Oshkosh, Wis. | | | | 49 | 29 | 20 | 123 | 61 | 62 | 20 | 9 | 11 | 5 | 2 | 3 |
| Passaic, N. J. | 2 | 1 | 1 | 241 | 109 | 132 | 328 | 174 | 154 | 39 | 25 | 14 | 6 | 4 | 2 |
| Paterson, N. J. | 2 | 1 | 1 | 591 | 290 | 301 | 1,063 | 539 | 524 | 95 | 51 | 44 | 27 | 16 | 11 |
| Pawtucket, R. I. | 2 | 1 | 1 | 188 | 89 | 99 | 367 | 191 | 176 | 46 | 30 | 16 | 1 | | 1 |
| Peoria, Ill. | 1 | 1 | | 62 | 32 | 30 | 114 | 59 | 55 | 26 | 14 | 12 | 6 | 4 | 2 |
| Philadelphia, Pa. | 16 | 9 | 7 | 2,553 | 1,253 | 1,301 | 5,657 | 2,884 | 2,773 | 887 | 470 | 417 | 197 | 133 | 64 |
| Pittsburg, Pa. | 2 | 1 | 1 | 659 | 347 | 312 | 1,958 | 990 | 968 | 352 | 174 | 178 | 30 | 17 | 13 |
| Portland, Me. | 3 | 2 | 1 | 138 | 72 | 66 | 215 | 113 | 102 | 67 | 40 | 27 | 7 | 4 | 3 |
| Portland, Oreg. | 1 | 1 | | 105 | 49 | 56 | 352 | 165 | 187 | 146 | 56 | 90 | 13 | 10 | 8 |
| Providence, R. I. | 4 | 1 | 3 | 660 | 347 | 313 | 1,349 | 664 | 685 | 227 | 114 | 113 | 33 | 21 | 12 |
| Pueblo, Colo. | | | | 31 | 18 | 13 | 63 | 31 | 32 | 19 | 4 | 15 | 2 | 1 | 1 |
| Quincy, Ill. | 1 | 1 | | 9 | | 9 | 35 | 22 | 13 | 4 | 3 | 1 | 8 | 6 | 2 |
| Racine, Wis. | | | | 98 | 51 | 47 | 218 | 100 | 118 | 34 | 15 | 19 | 7 | 6 | 1 |
| Reading, Pa. | | | | 62 | 33 | 29 | 109 | 58 | 51 | 13 | 3 | 10 | 1 | | |
| Richmond, Va. | | | | 14 | 7 | 7 | 44 | 23 | 21 | 12 | 3 | 9 | 2 | 2 | |
| Rochester, N. Y. | 3 | 1 | 2 | 369 | 189 | 180 | 1,013 | 507 | 506 | 270 | 151 | 119 | 32 | 20 | 12 |
| Rockford, Ill. | | | | 59 | 27 | 32 | 236 | 136 | 100 | 25 | 11 | 14 | 7 | 3 | 4 |
| Sacramento, Cal. | | | | 19 | 12 | 7 | 59 | 27 | 32 | 21 | 11 | 10 | 3 | 2 | 1 |
| Saginaw, Mich. | | | | 47 | 23 | 24 | 195 | 86 | 109 | 74 | 24 | 50 | 13 | 10 | 3 |
| St. Joseph, Mo. | | | | 70 | 34 | 36 | 182 | 94 | 88 | 59 | 27 | 32 | 2 | | |
| St. Louis, Mo. | | | | 567 | 273 | 294 | 1,400 | 709 | 691 | 233 | 102 | 131 | 95 | 81 | 14 |
| St. Paul, Minn. | | | | 253 | 125 | 128 | 851 | 437 | 414 | 379 | 177 | 202 | 167 | 123 | 44 |
| Salem, Mass. | 1 | 1 | | 230 | 140 | 90 | 375 | 179 | 196 | 67 | 28 | 39 | 3 | 2 | 1 |
| Salt Lake City, Utah | 1 | | 1 | 67 | 25 | 42 | 253 | 116 | 137 | 111 | 41 | 69 | 17 | 6 | 11 |
| San Antonio, Tex. | | | | 64 | 30 | 24 | 206 | 111 | 95 | 67 | 31 | 36 | 5 | 2 | 3 |
| San Francisco, Cal. | 11 | 5 | 6 | 452 | 217 | 235 | 1,113 | 503 | 610 | 470 | 168 | 302 | 108 | 72 | 36 |
| Savannah, Ga. | 1 | | 1 | 21 | 13 | 8 | 67 | 34 | 33 | 17 | 6 | 11 | | | |
| Schenectady, N. Y. | | | | 55 | 31 | 24 | 185 | 94 | 91 | 27 | 17 | 10 | 4 | 4 | |
| Scranton, Pa. | | | | 246 | 141 | 105 | 495 | 243 | 253 | 108 | 47 | 61 | 25 | 21 | 4 |
| Seattle, Wash. | 2 | | 2 | 96 | 48 | 48 | 313 | 137 | 176 | 131 | 77 | 104 | 25 | 21 | 4 |
| Sioux City, Iowa | | | | 37 | 21 | 16 | 127 | 68 | 59 | 54 | 22 | 32 | 17 | 8 | 9 |
| Somerville, Mass. | 2 | 1 | 1 | 154 | 69 | 85 | 369 | 188 | 181 | 149 | 66 | 83 | 19 | 12 | 7 |
| South Bend, Ind. | | | | 101 | 56 | 45 | 333 | 174 | 164 | 26 | 16 | 10 | 4 | 3 | 1 |
| South Omaha, Nebr. | | | | 39 | 15 | 24 | 98 | 48 | 50 | 40 | 19 | 21 | 4 | 4 | |
| Spokane, Wash. | | | | 54 | 27 | 27 | 156 | 90 | 66 | 88 | 42 | 46 | 20 | 15 | 5 |
| Springfield, Ill. | | | | 25 | 11 | 14 | 56 | 42 | 14 | 26 | 16 | 10 | 29 | 29 | |
| Springfield, Mass. | | | | 160 | 82 | 78 | 374 | 158 | 216 | 109 | 59 | 50 | 43 | 36 | 7 |
| Springfield, Ohio. | | | | 8 | 5 | 3 | 32 | 16 | 16 | 8 | 4 | 4 | 3 | 3 | |
| Superior, Wis. | | | | 123 | 70 | 53 | 349 | 186 | 163 | 144 | 65 | 79 | 14 | 1 | 13 |
| Syracuse, N. Y. | 4 | 3 | 1 | 226 | 102 | 124 | 570 | 296 | 274 | 140 | 69 | 71 | 24 | 8 | 16 |
| Tacoma, Wash. | 1 | 1 | | 54 | 30 | 24 | 237 | 108 | 129 | 105 | 42 | 63 | 9 | 5 | 4 |
| Taunton, Mass. | | | | 59 | 28 | 31 | 269 | 133 | 136 | 21 | 10 | 11 | 3 | 2 | 1 |
| Terre Haute, Ind. | | | | 7 | 5 | 2 | 20 | 10 | 10 | 14 | 4 | 10 | 4 | 3 | 1 |
| Toledo, Ohio. | | | | 226 | 124 | 102 | 761 | 392 | 369 | 126 | 73 | 53 | 18 | 11 | 7 |
| Topeka, Kans. | 1 | 1 | | 23 | 13 | 10 | 64 | 29 | 35 | 35 | 9 | 26 | 2 | 1 | 1 |
| Trenton, N. J. | | | | 121 | 62 | 59 | 356 | 174 | 182 | 69 | 34 | 35 | 4 | 3 | 1 |
| Troy, N. Y. | 3 | 2 | 1 | 118 | 75 | 43 | 213 | 118 | 95 | 55 | 29 | 26 | 11 | 6 | 5 |
| Utica, N. Y. | 1 | | 1 | 132 | 68 | 64 | 260 | 129 | 131 | 39 | 18 | 21 | 6 | 3 | 3 |
| Washington, D. C. | 3 | 2 | 1 | 82 | 38 | 44 | 258 | 124 | 134 | 129 | 67 | 62 | 53 | 39 | 14 |
| Waterbury, Conn. | | | | 180 | 88 | 92 | 418 | 219 | 199 | 69 | 30 | 39 | 2 | 1 | 1 |
| Wheeling, W. Va. | 1 | 1 | | 31 | 17 | 14 | 85 | 43 | 42 | 7 | 3 | 4 | 2 | | 2 |
| Wilkesbarre, Pa. | | | | 100 | 43 | 57 | 186 | 80 | 106 | 45 | 13 | 32 | 6 | 6 | |
| Williamsport, Pa. | | | | 5 | 2 | 3 | 30 | 16 | 14 | 13 | 2 | 11 | 1 | | 1 |
| Wilmington, Del. | | | | 64 | 29 | 35 | 197 | 101 | 96 | 23 | 5 | 18 | 5 | 3 | 2 |
| Woonsocket, R. I. | 2 | 2 | | 293 | 155 | 143 | 597 | 293 | 304 | 70 | 38 | 32 | 4 | 2 | 2 |
| Worcester, Mass. | 4 | 1 | 3 | 399 | 199 | 200 | 1,055 | 539 | 516 | 262 | 123 | 139 | 39 | 21 | 18 |
| Yonkers, N. Y. | 2 | | 2 | 103 | 49 | 54 | 234 | 122 | 112 | 61 | 35 | 26 | 24 | 17 | 7 |
| York, Pa. | | | | 9 | 3 | 6 | 32 | 15 | 17 | 4 | 4 | | | | |
| Youngstown, Ohio. | | | | 89 | 54 | 35 | 226 | 117 | 109 | 64 | 26 | 33 | 8 | 4 | 4 |

STATISTICS OF POPULATION.

TABLE 53.—COLORED PERSONS¹ ATTENDING SCHOOL DURING THE CENSUS YEAR, CLASSIFIED BY SEX AND AGE PERIODS, FOR CITIES HAVING 25,000 INHABITANTS OR MORE: 1900.

| CITIES. | UNDER 5 YEARS. | | | 5 TO 9 YEARS. | | | 10 TO 14 YEARS. | | | 15 TO 20 YEARS. | | | 21 YEARS AND OVER. | | |
|----------------------|----------------|--------|---------------|---------------|--------|---------------|-----------------|--------|---------------|-----------------|--------|---------------|--------------------|--------|---------------|
| | Total. | Males. | Fe- males. | Total. | Males. | Fe- males. | Total. | Males. | Fe- males. | Total. | Males. | Fe- males. | Total. | Males. | Fe- males. |
| Akron, Ohio | | | | 20 | 11 | 9 | 48 | 27 | 21 | 9 | 5 | 4 | | | |
| Albany, N. Y. | | | | 27 | 13 | 14 | 57 | 28 | 29 | 15 | 4 | 11 | 1 | | 1 |
| Allegheny, Pa. | 1 | | 1 | 148 | 85 | 63 | 241 | 105 | 136 | 68 | 26 | 37 | 1 | 1 | |
| Allentown, Pa. | | | | 3 | 1 | 2 | 1 | | 1 | 1 | 1 | | | | |
| Altoona, Pa. | | | | 19 | 10 | 9 | 30 | 17 | 13 | 17 | 8 | 9 | 1 | | 1 |
| Atlanta, Ga. | 7 | 3 | 4 | 957 | 458 | 499 | 2,463 | 1,044 | 1,419 | 919 | 265 | 654 | 115 | 63 | 52 |
| Atlantic City, N. J. | | | | 198 | 108 | 90 | 228 | 90 | 138 | 80 | 37 | 43 | 12 | 12 | |
| Auburn, N. Y. | 2 | | 2 | 23 | 13 | 10 | 29 | 11 | 18 | 7 | 3 | 4 | 2 | | 2 |
| Augusta, Ga. | 12 | 8 | 4 | 763 | 366 | 397 | 1,325 | 595 | 731 | 541 | 187 | 354 | 57 | 44 | 13 |
| Baltimore, Md. | 24 | 12 | 12 | 3,099 | 1,455 | 1,644 | 5,179 | 2,320 | 2,859 | 1,311 | 519 | 792 | 106 | 41 | 65 |
| Bay City, Mich. | 1 | | 1 | 8 | 3 | 5 | 22 | 9 | 13 | 6 | 1 | 5 | | | |
| Bayonne, N. J. | | | | 14 | 4 | 10 | 28 | 15 | 13 | 7 | 3 | 4 | | | |
| Binghamton, N. Y. | | | | 16 | 6 | 10 | 34 | 18 | 16 | 6 | 2 | 4 | | | |
| Birmingham, Ala. | 1 | 1 | | 400 | 179 | 221 | 819 | 357 | 462 | 205 | 64 | 141 | 8 | 2 | 6 |
| Boston, Mass. | 21 | 9 | 12 | 388 | 178 | 210 | 546 | 251 | 295 | 201 | 86 | 115 | 33 | 26 | 7 |
| Bridgeport, Conn. | | | | 39 | 17 | 22 | 54 | 20 | 34 | 9 | 4 | 5 | | | |
| Brockton, Mass. | | | | 16 | 6 | 10 | 33 | 14 | 19 | 5 | 1 | 4 | | | |
| Buffalo, N. Y. | 2 | | 2 | 63 | 39 | 24 | 90 | 41 | 49 | 30 | 11 | 19 | | | |
| Butte, Mont. | | | | 10 | 4 | 6 | 11 | 7 | 4 | 2 | 1 | 1 | | | |
| Cambridge, Mass. | 16 | 8 | 8 | 255 | 115 | 140 | 286 | 133 | 153 | 100 | 45 | 55 | 14 | 11 | 3 |
| Camden, N. J. | 9 | 4 | 5 | 243 | 108 | 135 | 352 | 163 | 189 | 98 | 36 | 62 | 3 | 3 | |
| Canton, Ohio | | | | 10 | 4 | 6 | 10 | 4 | 6 | 1 | | 1 | | | |
| Cedar Rapids, Iowa | | | | 14 | 5 | 9 | 21 | 9 | 12 | 8 | 2 | 6 | 1 | 1 | 10 |
| Charleston, S. C. | 18 | 5 | 13 | 1,231 | 581 | 650 | 2,469 | 1,130 | 1,339 | 529 | 219 | 310 | 21 | 11 | 2 |
| Chattanooga, Tenn. | 1 | 1 | | 516 | 254 | 262 | 888 | 406 | 482 | 279 | 81 | 198 | 6 | 4 | |
| Chelsea, Mass. | | | | 34 | 16 | 18 | 52 | 22 | 30 | 16 | 2 | 14 | 1 | | 1 |
| Chester, Pa. | | | | 217 | 100 | 117 | 318 | 156 | 162 | 60 | 26 | 34 | 7 | 4 | 3 |
| Chicago, Ill. | 10 | 1 | 9 | 830 | 398 | 432 | 1,389 | 639 | 750 | 485 | 174 | 311 | 59 | 42 | 17 |
| Cincinnati, Ohio | 3 | 2 | 1 | 601 | 284 | 317 | 922 | 443 | 479 | 253 | 113 | 140 | 12 | 5 | 7 |
| Cleveland, Ohio | 2 | | 2 | 272 | 119 | 153 | 346 | 160 | 186 | 102 | 37 | 65 | 26 | 16 | 10 |
| Columbus, Ohio | 2 | 1 | 1 | 379 | 163 | 216 | 553 | 273 | 280 | 170 | 70 | 100 | 22 | 14 | 8 |
| Council Bluffs, Iowa | | | | 16 | 10 | 6 | 17 | 12 | 5 | | | 1 | 1 | | 1 |
| Covington, Ky. | 1 | | 1 | 113 | 56 | 57 | 183 | 75 | 113 | 66 | 21 | 45 | 1 | 1 | |
| Dallas, Tex. | | | | 154 | 70 | 84 | 695 | 322 | 373 | 239 | 101 | 138 | 3 | | 3 |
| Davenport, Iowa | | | | 7 | 1 | 6 | 35 | 15 | 20 | 12 | 4 | 8 | 1 | 1 | |
| Dayton, Ohio | | | | 146 | 65 | 81 | 270 | 128 | 142 | 79 | 34 | 45 | 5 | 2 | 3 |
| Denver, Colo. | 4 | 2 | 2 | 161 | 77 | 84 | 256 | 123 | 133 | 119 | 41 | 78 | 5 | 2 | 3 |
| Des Moines, Iowa | 2 | 1 | 1 | 93 | 46 | 47 | 119 | 59 | 60 | 45 | 21 | 24 | 2 | 3 | 3 |
| Detroit, Mich. | 1 | 1 | | 167 | 87 | 80 | 266 | 120 | 146 | 72 | 29 | 43 | 6 | 3 | 3 |
| Dubuque, Iowa | | | | 6 | 3 | 3 | 5 | 4 | 1 | 2 | | 1 | | | |
| Duluth, Minn. | | | | 14 | 6 | 8 | 10 | 7 | 3 | 4 | 3 | 1 | | | 1 |
| Easton, Pa. | 1 | | 1 | 17 | 7 | 10 | 26 | 10 | 16 | 4 | 2 | 2 | 1 | | 1 |
| East St. Louis, Ill. | | | | 52 | 23 | 29 | 98 | 36 | 62 | 24 | 8 | 16 | | | |
| Elizabeth, N. J. | | | | 53 | 30 | 23 | 88 | 33 | 55 | 40 | 10 | 30 | 1 | | 1 |
| Elmira, N. Y. | | | | 32 | 13 | 19 | 46 | 23 | 23 | 13 | 6 | 7 | 1 | | 1 |
| Erie, Pa. | | | | 10 | 7 | 3 | 13 | 2 | 11 | 13 | 5 | 8 | | | |
| Evansville, Ind. | 1 | | 1 | 323 | 157 | 171 | 568 | 259 | 309 | 173 | 76 | 97 | 5 | 3 | 2 |
| Fall River, Mass. | | | | 14 | 5 | 9 | 22 | 10 | 12 | 1 | 1 | 1 | | | |
| Fitchburg, Mass. | | | | | | | 5 | 2 | 3 | 3 | 2 | 1 | | | |
| Fort Wayne, Ind. | | | | 13 | 9 | 4 | 22 | 10 | 12 | 3 | 3 | 2 | | | |
| Fort Worth, Tex. | | | | 189 | 61 | 78 | 297 | 138 | 159 | 74 | 17 | 57 | 4 | 2 | 2 |
| Galveston, Tex. | 1 | | 1 | 343 | 172 | 171 | 602 | 276 | 326 | 194 | 79 | 115 | 6 | 1 | 5 |
| Gloucester, Mass. | | | | | | | 1 | 1 | | | | | | | |
| Grand Rapids, Mich. | 1 | 1 | | 42 | 20 | 22 | 54 | 31 | 23 | 26 | 11 | 15 | 1 | | 1 |
| Harrisburg, Pa. | | | | 177 | 84 | 93 | 325 | 163 | 162 | 96 | 34 | 62 | 2 | 2 | |
| Hartford, Conn. | 9 | 7 | 2 | 88 | 42 | 46 | 100 | 55 | 45 | 29 | 13 | 16 | 3 | 1 | 2 |
| Haverhill, Mass. | | | | 17 | 8 | 9 | 31 | 17 | 14 | 3 | 3 | 5 | 1 | | 1 |
| Hoboken, N. J. | | | | 2 | 1 | 1 | 10 | 6 | 4 | 2 | | 2 | | | |
| Holyoke, Mass. | | | | 1 | 1 | | 2 | 2 | | | | | | | |
| Honolulu, Hawaii | 34 | 21 | 13 | 401 | 234 | 167 | 410 | 260 | 150 | 176 | 148 | 28 | 9 | 9 | |
| Houston, Tex. | 2 | 1 | 1 | 338 | 160 | 178 | 1,025 | 477 | 548 | 400 | 136 | 264 | 21 | 10 | 11 |
| Indianapolis, Ind. | 11 | 4 | 7 | 816 | 391 | 425 | 1,231 | 591 | 640 | 419 | 150 | 269 | 15 | 3 | 12 |
| Jackson, Mich. | | | | 13 | 7 | 11 | 27 | 13 | 14 | 10 | 7 | 3 | | | |
| Jacksonville, Fla. | 9 | 5 | 4 | 500 | 224 | 276 | 1,192 | 554 | 638 | 404 | 137 | 267 | 35 | 15 | 20 |
| Jersey City, N. J. | 4 | 2 | 2 | 158 | 67 | 86 | 229 | 107 | 122 | 56 | 19 | 37 | 3 | 1 | 2 |
| Johnstown, Pa. | | | | 14 | 8 | 6 | 24 | 12 | 12 | 3 | 1 | 2 | | | |
| Joliet, Ill. | | | | 29 | 13 | 16 | 35 | 13 | 22 | 12 | 5 | 7 | 1 | 1 | |
| Joplin, Mo. | | | | 21 | 10 | 11 | 29 | 14 | 15 | 8 | 3 | 5 | | | |
| Kansas City, Kans. | 3 | | 3 | 316 | 153 | 163 | 569 | 256 | 313 | 220 | 78 | 142 | 14 | 9 | 5 |
| Kansas City, Mo. | 5 | 3 | 2 | 636 | 297 | 339 | 1,150 | 546 | 604 | 435 | 153 | 282 | 19 | 11 | 8 |
| Knoxville, Tenn. | 1 | 1 | | 299 | 139 | 160 | 543 | 253 | 285 | 181 | 55 | 126 | 21 | 12 | 9 |
| La Crosse, Wis. | | | | 1 | 1 | | 4 | 4 | | | | 1 | | | |
| Lancaster, Pa. | | | | 46 | 20 | 26 | 54 | 29 | 25 | 6 | 2 | 4 | | | |
| Lawrence, Mass. | | | | 6 | 6 | | 5 | 5 | | | 1 | 2 | | | |
| Lexington, Ky. | 1 | 1 | | 224 | 121 | 103 | 703 | 300 | 403 | 254 | 77 | 177 | 8 | 2 | 6 |
| Lincoln, Nebr. | 1 | 1 | | 44 | 22 | 22 | 59 | 30 | 29 | 22 | 11 | 2 | 2 | 1 | 1 |
| Little Rock, Ark. | 2 | | 2 | 641 | 302 | 339 | 1,139 | 513 | 626 | 409 | 136 | 273 | 13 | 8 | 5 |
| Los Angeles, Cal. | 2 | 1 | 1 | 166 | 77 | 89 | 181 | 76 | 105 | 58 | 24 | 34 | 6 | 6 | |
| Louisville, Ky. | 7 | 5 | 2 | 1,398 | 630 | 718 | 2,484 | 1,148 | 1,336 | 874 | 299 | 575 | 58 | 39 | 19 |
| Lowell, Mass. | | | | 7 | 3 | 4 | 7 | 4 | 3 | 3 | 1 | 2 | 1 | 1 | |

¹ Persons of negro descent, Chinese, Japanese, and Indians.

SCHOOL ATTENDANCE.

TABLE 53.—COLORED PERSONS: ATTENDING SCHOOL DURING THE CENSUS YEAR, CLASSIFIED BY SEX AND AGE PERIODS, FOR CITIES HAVING 25,000 INHABITANTS OR MORE: 1900—Continued.

| CITIES. | UNDER 5 YEARS. | | | 5 TO 9 YEARS. | | | 10 TO 14 YEARS. | | | 15 TO 20 YEARS. | | | 21 YEARS AND OVER. | | |
|------------------------------|----------------|-------|---------------|---------------|--------|---------------|-----------------|--------|---------------|-----------------|--------|---------------|--------------------|--------|---------------|
| | Total. | Males | Fe- males. | Total. | Males. | Fe- males. | Total. | Males. | Fe- males. | Total. | Males. | Fe- males. | Total. | Males. | Fe- males. |
| Lynn, Mass. | | | | 69 | 37 | 32 | 51 | 21 | 30 | 8 | 4 | 4 | 1 | 1 | |
| McKeesport, Pa. | | | | 31 | 14 | 17 | 49 | 27 | 22 | 12 | 5 | 7 | 1 | | |
| Malden, Mass. | 1 | 1 | | 23 | 9 | 14 | 34 | 18 | 16 | 12 | 5 | 7 | | | |
| Manchester, N. H. | | | | | | | | | | 1 | 1 | | | | |
| Memphis, Tenn. | 5 | 4 | 1 | 1,541 | 788 | 753 | 2,976 | 1,383 | 1,593 | 688 | 249 | 434 | 39 | 13 | 26 |
| Milwaukee, Wis. | | | | 22 | 9 | 13 | 50 | 20 | 30 | 14 | 6 | 8 | 3 | 2 | 1 |
| Minneapolis, Minn. | | | | 67 | 37 | 30 | 82 | 33 | 49 | 31 | 6 | 25 | 6 | 3 | 3 |
| Mobile, Ala. | 2 | 1 | 1 | 533 | 247 | 286 | 1,043 | 496 | 547 | 252 | 89 | 163 | 9 | 5 | 4 |
| Montgomery, Ala. | 2 | | 2 | 583 | 283 | 300 | 1,096 | 470 | 626 | 378 | 136 | 242 | 29 | 18 | 11 |
| Nashville, Tenn. | 2 | 2 | | 1,099 | 538 | 561 | 2,420 | 1,134 | 1,286 | 1,000 | 351 | 649 | 89 | 56 | 33 |
| Newark, N. J. | 2 | 2 | | 272 | 125 | 147 | 389 | 185 | 204 | 98 | 42 | 56 | 6 | 3 | 3 |
| New Bedford, Mass. | 1 | 1 | | 90 | 45 | 45 | 73 | 52 | 21 | 40 | 19 | 21 | | | |
| New Britain, Conn. | | | | 2 | 1 | 1 | 3 | 1 | 2 | | | | | | |
| Newcastle, Pa. | | | | 17 | 8 | 9 | 23 | 13 | 10 | 10 | 3 | 7 | 14 | 13 | 1 |
| New Haven, Conn. | 2 | 1 | 1 | 127 | 61 | 66 | 205 | 101 | 104 | 61 | 30 | 31 | | | |
| New Orleans, La. | 16 | 6 | 10 | 1,771 | 856 | 915 | 5,349 | 2,578 | 2,771 | 1,162 | 477 | 685 | 46 | 25 | 21 |
| Newport, Ky. | | | | 32 | 18 | 14 | 45 | 19 | 26 | 13 | 4 | 9 | | | |
| Newton, Mass. | 2 | 2 | | 34 | 17 | 17 | 20 | 6 | 14 | 11 | 5 | 6 | | | |
| New York, N. Y. | 58 | 26 | 32 | 2,197 | 1,060 | 1,137 | 2,963 | 1,397 | 1,566 | 711 | 273 | 438 | 71 | 48 | 23 |
| Manhattan and Bronx boroughs | 31 | 14 | 17 | 1,390 | 667 | 723 | 1,670 | 775 | 895 | 396 | 158 | 238 | 39 | 29 | 10 |
| Brooklyn borough | 26 | 12 | 14 | 655 | 313 | 337 | 1,037 | 501 | 536 | 250 | 84 | 166 | 30 | 18 | 12 |
| Queens borough | | | | 97 | 48 | 49 | 183 | 85 | 98 | 47 | 19 | 28 | 1 | 1 | |
| Richmond borough | 1 | | 1 | 55 | 27 | 28 | 73 | 36 | 37 | 18 | 12 | 6 | 1 | | 1 |
| Norfolk, Va. | 14 | 8 | 6 | 449 | 226 | 223 | 1,181 | 495 | 686 | 312 | 119 | 193 | 14 | 10 | 4 |
| Oakland, Cal. | | | | 50 | 26 | 24 | 79 | 37 | 42 | 61 | 39 | 22 | 15 | 14 | 1 |
| Omaha, Nebr. | 3 | 1 | 2 | 165 | 77 | 88 | 202 | 89 | 113 | 86 | 30 | 56 | 4 | 4 | |
| Oshkosh, Wis. | | | | 7 | 2 | 5 | 4 | 2 | 2 | | | | | | |
| Passaic, N. J. | 1 | | 1 | 22 | 6 | 16 | 19 | 12 | 7 | 1 | | 1 | | | |
| Paterson, N. J. | 2 | | 2 | 40 | 22 | 18 | 52 | 34 | 18 | 10 | | 4 | | | |
| Pawtucket, R. I. | | | | 11 | 5 | 6 | 9 | 5 | 4 | | | | 1 | 1 | 3 |
| Peoria, Ill. | | | | 43 | 29 | 14 | 52 | 33 | 19 | 23 | 10 | 13 | 6 | 3 | |
| Philadelphia, Pa. | 72 | 39 | 33 | 2,320 | 1,083 | 1,237 | 3,064 | 1,418 | 1,646 | 780 | 270 | 510 | 51 | 32 | 19 |
| Pittsburg, Pa. | 7 | 5 | 2 | 653 | 334 | 319 | 962 | 462 | 500 | 232 | 84 | 148 | 10 | 5 | 5 |
| Portland, Me. | 1 | 1 | | 20 | 9 | 11 | 15 | 6 | 9 | 7 | 3 | 4 | 2 | 1 | 1 |
| Portland, Oreg. | | | | 40 | 29 | 11 | 85 | 54 | 31 | 103 | 90 | 13 | 6 | 6 | |
| Providence, R. I. | 7 | 4 | 3 | 242 | 127 | 115 | 309 | 135 | 174 | 100 | 26 | 74 | 4 | 4 | 3 |
| Pueblo, Colo. | 1 | | 1 | 54 | 23 | 31 | 81 | 37 | 44 | 19 | 7 | 12 | 4 | 1 | 3 |
| Quincy, Ill. | | | | 105 | 44 | 61 | 169 | 81 | 88 | 49 | 13 | 36 | 2 | 1 | 1 |
| Racine, Wis. | | | | 2 | 1 | 1 | 9 | 2 | 7 | 2 | | 2 | | | |
| Reading, Pa. | | | | 19 | 6 | 13 | 27 | 15 | 12 | 4 | 2 | 2 | | | |
| Richmond, Va. | 3 | | 3 | 753 | 346 | 407 | 2,037 | 887 | 1,150 | 684 | 189 | 445 | 25 | 10 | 15 |
| Rochester, N. Y. | 1 | 1 | | 21 | 9 | 12 | 47 | 25 | 22 | 38 | 23 | 15 | 1 | | |
| Rockford, Ill. | | | | 5 | | 5 | 16 | 10 | 6 | 4 | 1 | 3 | 2 | | |
| Sacramento, Cal. | | | | 39 | 16 | 23 | 43 | 24 | 19 | 15 | 8 | 7 | 6 | 4 | 2 |
| Saginaw, Mich. | | | | 9 | 8 | 1 | 30 | 12 | 18 | 12 | 4 | 8 | 1 | 1 | |
| St. Joseph, Mo. | 2 | | 2 | 200 | 93 | 107 | 439 | 211 | 228 | 113 | 46 | 67 | 4 | 3 | 1 |
| St. Louis, Mo. | 11 | 7 | 4 | 1,518 | 769 | 749 | 2,320 | 1,029 | 1,291 | 655 | 210 | 445 | 36 | 14 | 22 |
| St. Paul, Minn. | 1 | | 1 | 105 | 41 | 64 | 98 | 48 | 50 | 60 | 35 | 25 | 2 | | 2 |
| Salem, Mass. | | | | 1 | | 1 | 6 | 5 | 1 | | | | | | |
| Salt Lake City, Utah | | | | 10 | 4 | 6 | 13 | 6 | 7 | 7 | 5 | 2 | 2 | 2 | |
| San Antonio, Tex. | 2 | 1 | 1 | 310 | 161 | 149 | 663 | 324 | 339 | 178 | 59 | 119 | 4 | | 4 |
| San Francisco, Cal. | 18 | 8 | 10 | 305 | 201 | 104 | 313 | 196 | 117 | 191 | 146 | 45 | 85 | 78 | 7 |
| Savannah, Ga. | 6 | 2 | 4 | 742 | 344 | 398 | 1,605 | 708 | 897 | 573 | 200 | 373 | 18 | 9 | 9 |
| Schenectady, N. Y. | | | | 20 | 11 | 9 | 25 | 11 | 15 | 2 | 2 | 4 | | | |
| Scranton, Pa. | | | | 29 | 17 | 12 | 39 | 26 | 13 | 50 | 44 | 6 | 9 | 9 | |
| Seattle, Wash. | | | | 17 | 13 | 4 | 15 | 10 | 5 | 4 | 2 | 2 | | | |
| Sioux City, Iowa | | | | 5 | 2 | 3 | 4 | 4 | | 3 | | 1 | | | |
| Somerville, Mass. | | | | | | | | | | | | | | | |
| South Bend, Ind. | | | | 29 | 17 | 12 | 32 | 15 | 17 | 8 | 5 | 3 | 2 | 2 | |
| South Omaha, Nebr. | | | | 10 | 4 | 6 | 19 | 8 | 11 | 5 | 2 | 3 | | | |
| Spokane, Wash. | | | | 13 | 8 | 5 | 16 | 10 | 6 | 6 | 3 | 3 | | | |
| Springfield, Ill. | 1 | | 1 | 103 | 47 | 56 | 189 | 89 | 100 | 56 | 18 | 38 | 10 | 6 | 4 |
| Springfield, Mass. | | | | 59 | 23 | 36 | 65 | 25 | 40 | 42 | 11 | 31 | 4 | 2 | 2 |
| Springfield, Ohio. | | | | 206 | 115 | 91 | 377 | 176 | 201 | 96 | 39 | 57 | 11 | 6 | 5 |
| Superior, Wis. | | | | 9 | 7 | 2 | 9 | 3 | 6 | 3 | 2 | 1 | 1 | 1 | |
| Syracuse, N. Y. | 2 | 1 | 1 | 51 | 27 | 24 | 57 | 25 | 32 | 26 | 11 | 15 | 2 | 2 | |
| Tacoma, Wash. | | | | 14 | 4 | 10 | 15 | 6 | 9 | 12 | 12 | 2 | 5 | 5 | |
| Taunton, Mass. | | | | 7 | 5 | 2 | 9 | 6 | 3 | 2 | 1 | 1 | | | |
| Terre Haute, Ind. | | | | 100 | 56 | 44 | 125 | 63 | 62 | 42 | 18 | 24 | 5 | 4 | 1 |
| Toledo, Ohio | | | | 63 | 36 | 27 | 99 | 57 | 42 | 25 | 11 | 14 | 4 | 1 | 3 |
| Topeka, Kans. | | | | 172 | 85 | 87 | 502 | 243 | 259 | 223 | 77 | 146 | 6 | 3 | 5 |
| Trenton, N. J. | | | | 47 | 21 | 26 | 103 | 45 | 58 | 54 | 22 | 32 | 4 | 1 | 1 |
| Troy, N. Y. | | | | 11 | 5 | 6 | 20 | 6 | 14 | 8 | 4 | 4 | | | |
| Utica, N. Y. | | | | 14 | 8 | 6 | 14 | 6 | 8 | 1 | 1 | 1 | | | |
| Washington, D. C. | 43 | 17 | 31 | 2,847 | 1,316 | 1,531 | 5,882 | 2,667 | 3,215 | 2,448 | 869 | 1,579 | 157 | 108 | 49 |
| Waterbury, Conn. | | | | 28 | 11 | 17 | 25 | 15 | 10 | 4 | 2 | 2 | 1 | | 1 |
| Wheeling, W. Va. | | | | 22 | 4 | 18 | 55 | 39 | 16 | 31 | 12 | 19 | 4 | 2 | 2 |
| Wilkesbarre, Pa. | 1 | 1 | | 28 | 12 | 11 | 41 | 20 | 21 | 5 | 3 | 2 | 1 | | 1 |
| Williamsport, Pa. | | | | 56 | 32 | 24 | 88 | 33 | 55 | 30 | 10 | 20 | 2 | 1 | 1 |
| Wilmington, Del. | 11 | 8 | 3 | 418 | 206 | 212 | 675 | 329 | 346 | 159 | 53 | 101 | 9 | 4 | 5 |
| Woonsocket, R. I. | | | | | | | | | | | | | | | |
| Worcester, Mass. | 3 | 2 | 1 | 58 | 31 | 27 | 65 | 20 | 45 | 26 | 8 | 18 | | | |
| Yonkers, N. Y. | 1 | | 1 | 35 | 15 | 20 | 46 | 26 | 20 | 18 | 11 | 7 | 1 | 1 | 1 |
| York, Pa. | | | | 33 | 12 | 21 | 58 | 21 | 37 | 13 | 9 | 9 | 3 | 2 | |
| Youngstown, Ohio | | | | 61 | 22 | 39 | 58 | 36 | 22 | 29 | 13 | 16 | 2 | | 2 |

¹ Persons of negro descent, Chinese, Japanese, and Indians.

STATISTICS OF POPULATION.

TABLE 54.—NEGRO PERSONS¹ ATTENDING SCHOOL DURING THE CENSUS YEAR, CLASSIFIED BY SEX AND AGE PERIODS, FOR CITIES HAVING 25,000 INHABITANTS OR MORE: 1900.

| CITIES. | UNDER 5 YEARS. | | | 5 TO 9 YEARS. | | | 10 TO 14 YEARS. | | | 15 TO 20 YEARS. | | | 21 YEARS AND OVER. | | |
|----------------------|----------------|--------|---------------|---------------|--------|---------------|-----------------|--------|---------------|-----------------|--------|---------------|--------------------|--------|---------------|
| | Total. | Males. | Fe- males. | Total. | Males. | Fe- males. | Total. | Males. | Fe- males. | Total. | Males. | Fe- males. | Total. | Males. | Fe- males. |
| Akron, Ohio | | | | 20 | 11 | 9 | 48 | 27 | 21 | 9 | 5 | 4 | | | |
| Albany, N. Y. | | | | 27 | 13 | 14 | 57 | 28 | 29 | 15 | 4 | 11 | 1 | | 1 |
| Allegheny, Pa. | 1 | | 1 | 148 | 85 | 63 | 241 | 105 | 136 | 63 | 26 | 37 | 1 | 1 | |
| Allentown, Pa. | | | | 3 | 1 | 2 | 1 | 1 | 1 | 1 | 1 | 1 | | | |
| Altoona, Pa. | | | | 19 | 10 | 9 | 30 | 17 | 13 | 17 | 8 | 9 | 1 | | 1 |
| Atlanta, Ga. | 7 | 3 | 4 | 957 | 458 | 499 | 2,462 | 1,044 | 1,418 | 918 | 265 | 653 | 115 | 63 | 52 |
| Atlantic City, N. J. | | | | 198 | 108 | 90 | 228 | 90 | 138 | 80 | 37 | 43 | 10 | 10 | |
| Auburn, N. Y. | 2 | | 2 | 23 | 13 | 10 | 29 | 11 | 18 | 7 | 3 | 4 | 2 | | 2 |
| Augusta, Ga. | 12 | 8 | 4 | 763 | 366 | 397 | 1,826 | 595 | 781 | 541 | 187 | 354 | 57 | 44 | 13 |
| Baltimore, Md. | 24 | 12 | 12 | 3,099 | 1,455 | 1,644 | 5,179 | 2,320 | 2,859 | 1,311 | 519 | 792 | 103 | 38 | 65 |
| Bay City, Mich. | 1 | | 1 | 8 | 3 | 5 | 22 | 9 | 13 | 6 | 1 | 5 | | | |
| Bayonne, N. J. | | | | 14 | 4 | 10 | 28 | 15 | 13 | 7 | 3 | 4 | | | |
| Binghamton, N. Y. | | | | 16 | 6 | 10 | 34 | 18 | 16 | 6 | 2 | 4 | | | |
| Birmingham, Ala. | 1 | 1 | | 400 | 179 | 221 | 319 | 357 | 462 | 205 | 64 | 141 | 8 | 2 | 6 |
| Boston, Mass. | 21 | 9 | 12 | 387 | 178 | 209 | 544 | 249 | 295 | 200 | 85 | 115 | 31 | 24 | 7 |
| Bridgeport, Conn. | | | | 39 | 17 | 22 | 54 | 20 | 34 | 9 | 4 | 5 | | | |
| Brockton, Mass. | | | | 16 | 6 | 10 | 33 | 14 | 19 | 5 | 1 | 4 | | | |
| Buffalo, N. Y. | 2 | | 2 | 62 | 38 | 24 | 90 | 41 | 49 | 29 | 10 | 19 | | | |
| Butte, Mont. | | | | 10 | 4 | 6 | 10 | 7 | 3 | 2 | 1 | 1 | | | |
| Cambridge, Mass. | 16 | 8 | 8 | 255 | 115 | 140 | 285 | 132 | 153 | 99 | 45 | 54 | 12 | 9 | 8 |
| Camden, N. J. | 9 | 4 | 5 | 243 | 108 | 135 | 351 | 162 | 189 | 98 | 36 | 62 | 8 | 3 | |
| Canton, Ohio | | | | 9 | 4 | 5 | 9 | 4 | 5 | 1 | 1 | 1 | | | |
| Cedar Rapids, Iowa | | | | 14 | 5 | 9 | 21 | 9 | 12 | 8 | 2 | 6 | 1 | 1 | |
| Charleston, S. C. | 18 | 5 | 13 | 1,231 | 581 | 650 | 2,468 | 1,129 | 1,339 | 528 | 219 | 309 | 21 | 11 | 10 |
| Chattanooga, Tenn. | 1 | 1 | | 516 | 254 | 262 | 888 | 406 | 482 | 279 | 81 | 198 | 6 | 4 | 2 |
| Chelsea, Mass. | | | | 34 | 16 | 18 | 52 | 22 | 30 | 16 | 2 | 14 | 1 | | 1 |
| Chester, Pa. | | | | 217 | 100 | 117 | 318 | 156 | 162 | 60 | 26 | 34 | 7 | 4 | 3 |
| Chicago, Ill. | 10 | 1 | 9 | 825 | 394 | 431 | 1,387 | 637 | 750 | 482 | 171 | 311 | 43 | 27 | 16 |
| Cincinnati, Ohio | 3 | 2 | 1 | 601 | 284 | 317 | 922 | 443 | 479 | 253 | 113 | 140 | 12 | 5 | 7 |
| Cleveland, Ohio | 2 | | 2 | 271 | 119 | 152 | 344 | 158 | 186 | 102 | 37 | 65 | 25 | 15 | 10 |
| Columbus, Ohio | 2 | 1 | 1 | 379 | 163 | 216 | 553 | 273 | 280 | 170 | 70 | 100 | 22 | 14 | 8 |
| Council Bluffs, Iowa | | | | 16 | 10 | 6 | 17 | 12 | 5 | | | 1 | 1 | | 1 |
| Covington, Ky. | 1 | | 1 | 113 | 56 | 57 | 188 | 76 | 113 | 66 | 21 | 45 | 1 | 1 | |
| Dallas, Tex. | | | | 154 | 70 | 84 | 695 | 322 | 373 | 239 | 101 | 138 | 3 | | 3 |
| Davenport, Iowa | | | | 7 | 7 | 6 | 35 | 15 | 20 | 12 | 4 | 8 | 1 | 1 | |
| Dayton, Ohio | | | | 146 | 65 | 81 | 270 | 128 | 142 | 79 | 34 | 45 | 5 | 2 | 3 |
| Denver, Colo. | 4 | 2 | 2 | 160 | 77 | 83 | 256 | 123 | 133 | 117 | 39 | 78 | 3 | | 3 |
| Des Moines, Iowa | 2 | 1 | 1 | 93 | 46 | 47 | 119 | 59 | 60 | 45 | 21 | 24 | 6 | 1 | 5 |
| Detroit, Mich. | 1 | 1 | | 167 | 87 | 80 | 266 | 120 | 146 | 72 | 29 | 43 | 6 | 3 | 3 |
| Dubuque, Iowa | | | | 6 | 3 | 3 | 5 | 4 | 1 | 2 | 1 | 1 | | | |
| Duluth, Minn. | | | | 14 | 6 | 8 | 8 | 5 | 3 | 4 | 3 | 1 | | | |
| Easton, Pa. | 1 | | 1 | 17 | 7 | 10 | 26 | 10 | 16 | 4 | 2 | 2 | 1 | | 1 |
| East St. Louis, Ill. | | | | 52 | 23 | 29 | 98 | 36 | 62 | 24 | 8 | 16 | | | |
| Elizabeth, N. J. | | | | 53 | 30 | 23 | 88 | 33 | 55 | 40 | 10 | 80 | 1 | | 1 |
| Elmira, N. Y. | | | | 32 | 13 | 19 | 46 | 23 | 23 | 13 | 6 | 7 | 1 | | 1 |
| Erie, Pa. | | | | 10 | 7 | 3 | 13 | 2 | 11 | 13 | 5 | 8 | | | |
| Evansville, Ind. | 1 | | 1 | 323 | 157 | 171 | 568 | 259 | 309 | 173 | 76 | 97 | 5 | 3 | 2 |
| Fall River, Mass. | | | | 14 | 5 | 9 | 22 | 10 | 12 | 1 | 1 | 1 | | | |
| Fitchburg, Mass. | | | | | | | 4 | 1 | 3 | 3 | 2 | 1 | | | |
| Fort Wayne, Ind. | | | | 13 | 9 | 4 | 21 | 9 | 12 | 5 | 3 | 2 | | | |
| Fort Worth, Tex. | | | | 139 | 61 | 78 | 296 | 137 | 159 | 74 | 17 | 57 | 4 | 2 | 2 |
| Galveston, Tex. | 1 | | 1 | 343 | 172 | 171 | 602 | 276 | 326 | 194 | 79 | 115 | 6 | 1 | 5 |
| Gloucester, Mass. | | | | | | | | | | | | | | | |
| Grand Rapids, Mich. | 1 | 1 | | 42 | 20 | 22 | 54 | 31 | 23 | 26 | 11 | 15 | 2 | | 1 |
| Harrisburg, Pa. | | | | 177 | 84 | 93 | 324 | 163 | 161 | 96 | 34 | 62 | 1 | 2 | |
| Hartford, Conn. | 9 | 7 | 2 | 88 | 42 | 46 | 99 | 54 | 45 | 29 | 13 | 16 | 2 | | 2 |
| Haverhill, Mass. | | | | 17 | 8 | 9 | 31 | 17 | 14 | 8 | 3 | 5 | 1 | | 1 |
| Hoboken, N. J. | | | | 2 | 1 | 1 | 10 | 6 | 4 | 2 | | 2 | | | |
| Holyoke, Mass. | | | | 1 | 1 | | 2 | 2 | | | | | | | |
| Honolulu, Hawaii | | | | 10 | 5 | 5 | 16 | 9 | 7 | 1 | | 1 | | | |
| Houston, Tex. | 2 | 1 | 1 | 338 | 160 | 178 | 1,025 | 477 | 548 | 400 | 136 | 264 | 21 | 10 | 11 |
| Indianapolis, Ind. | 11 | 4 | 7 | 816 | 391 | 425 | 1,231 | 591 | 640 | 419 | 150 | 269 | 15 | 8 | 12 |
| Jackson, Mich. | | | | 18 | 7 | 11 | 27 | 13 | 14 | 10 | 7 | 3 | | | |
| Jacksonville, Fla. | 9 | 5 | 4 | 500 | 224 | 276 | 1,192 | 554 | 638 | 404 | 137 | 267 | 35 | 15 | 20 |
| Jersey City, N. J. | 4 | 2 | 2 | 153 | 67 | 86 | 229 | 107 | 122 | 56 | 19 | 37 | 3 | 1 | 2 |
| Johnstown, Pa. | | | | 14 | 8 | 6 | 24 | 12 | 12 | 3 | 1 | 2 | | | |
| Joliet, Ill. | | | | 29 | 13 | 16 | 35 | 13 | 22 | 12 | 5 | 7 | 1 | 1 | |
| Joplin, Mo. | | | | 21 | 10 | 11 | 29 | 14 | 15 | 8 | 3 | 5 | | | |
| Kansas City, Kans. | 3 | | 3 | 316 | 153 | 163 | 569 | 256 | 313 | 220 | 78 | 142 | 14 | 9 | 5 |
| Kansas City, Mo. | 5 | 3 | 2 | 636 | 297 | 339 | 1,150 | 546 | 604 | 435 | 153 | 282 | 19 | 11 | 8 |
| Knoxville, Tenn. | 1 | 1 | | 299 | 139 | 160 | 643 | 258 | 285 | 181 | 55 | 126 | 21 | 12 | 9 |
| La Crosse, Wis. | | | | 1 | 1 | | 4 | 4 | | 1 | | 1 | | | |
| Lancaster, Pa. | | | | 46 | 20 | 26 | 54 | 29 | 25 | 6 | 2 | 4 | | | |
| Lawrence, Mass. | | | | 6 | 6 | | 5 | 5 | | 3 | 1 | 2 | | | |
| Lexington, Ky. | 1 | 1 | | 224 | 121 | 103 | 703 | 300 | 403 | 254 | 77 | 177 | 8 | 2 | 6 |
| Lincoln, Nebr. | 1 | 1 | | 44 | 22 | 22 | 59 | 30 | 29 | 22 | 11 | 11 | 1 | | 1 |
| Little Rock, Ark. | 2 | | 2 | 641 | 302 | 339 | 1,139 | 513 | 626 | 409 | 136 | 273 | 13 | 8 | 5 |
| Los Angeles, Cal. | 1 | | 1 | 142 | 62 | 80 | 160 | 68 | 92 | 47 | 16 | 31 | | | |
| Louisville, Ky. | 7 | 5 | 2 | 1,398 | 630 | 718 | 2,494 | 1,148 | 1,336 | 874 | 299 | 575 | 58 | 39 | 19 |
| Lowell, Mass. | | | | 4 | 3 | 4 | 7 | 4 | 3 | 3 | 1 | 2 | | | |

¹ Includes all persons of negro descent.

SCHOOL ATTENDANCE.

TABLE 54.—NEGRO PERSONS' ATTENDING SCHOOL DURING THE CENSUS YEAR, CLASSIFIED BY SEX AND AGE PERIODS, FOR CITIES HAVING 25,000 INHABITANTS OR MORE: 1900—Continued.

| CITIES. | UNDER 5 YEARS. | | | 5 TO 9 YEARS. | | | 10 TO 14 YEARS. | | | 15 TO 20 YEARS. | | | 21 YEARS AND OVER. | | |
|-------------------------------|----------------|--------|-----------|---------------|--------|-----------|-----------------|--------|-----------|-----------------|--------|-----------|--------------------|--------|-----------|
| | Total. | Males. | Fe-males. | Total. | Males. | Fe-males. | Total. | Males. | Fe-males. | Total. | Males. | Fe-males. | Total. | Males. | Fe-males. |
| Lynn, Mass. | | | | 69 | 37 | 32 | 51 | 21 | 30 | 8 | 4 | 4 | 1 | 1 | |
| McKeesport, Pa. | | | | 31 | 14 | 17 | 49 | 27 | 22 | 12 | 5 | 7 | 1 | | 1 |
| Malden, Mass. | 1 | 1 | | 23 | 9 | 14 | 34 | 18 | 16 | 12 | 5 | 7 | | | |
| Manchester, N. H. | | | | | | | | | | 1 | 1 | | | | |
| Memphis, Tenn. | 5 | 4 | 1 | 1,541 | 788 | 753 | 2,976 | 1,383 | 1,593 | 683 | 249 | 434 | 89 | 13 | 26 |
| Milwaukee, Wis. | | | | 22 | 9 | 13 | 50 | 20 | 30 | 14 | 6 | 8 | 3 | | 1 |
| Minneapolis, Minn. | | | | 65 | 35 | 30 | 78 | 32 | 46 | 30 | 6 | 24 | 6 | 2 | 3 |
| Mobile, Ala. | 2 | 1 | 1 | 533 | 247 | 286 | 1,043 | 496 | 547 | 252 | 89 | 163 | 9 | 5 | 4 |
| Montgomery, Ala. | 2 | | 2 | 533 | 283 | 300 | 1,036 | 470 | 566 | 378 | 136 | 242 | 29 | 13 | 11 |
| Nashville, Tenn. | 2 | 2 | | 1,098 | 537 | 561 | 2,420 | 1,134 | 1,286 | 1,000 | 351 | 649 | 88 | 55 | 33 |
| Newark, N. J. | 2 | 2 | | 272 | 125 | 147 | 339 | 185 | 204 | 98 | 42 | 56 | 6 | 3 | 3 |
| New Bedford, Mass. | 1 | 1 | | 85 | 43 | 42 | 65 | 49 | 16 | 39 | 19 | 20 | | | |
| New Britain, Conn. | | | | 2 | 1 | 1 | 3 | 1 | 2 | | | | | | |
| Newcastle, Pa. | | | | 17 | 8 | 9 | 23 | 13 | 10 | 10 | 3 | 7 | 1 | | 1 |
| New Haven, Conn. | 2 | 1 | 1 | 127 | 61 | 66 | 205 | 101 | 104 | 61 | 30 | 31 | 7 | 6 | 1 |
| New Orleans, La. | 16 | 6 | 10 | 1,771 | 856 | 915 | 5,348 | 2,577 | 2,771 | 1,161 | 476 | 685 | 46 | 25 | 21 |
| Newport, Ky. | | | | 32 | 18 | 14 | 45 | 19 | 26 | 13 | 4 | 9 | | | |
| Newton, Mass. | 2 | 2 | | 34 | 17 | 17 | 20 | 6 | 14 | 10 | 4 | 6 | | | |
| New York, N. Y. | 58 | 26 | 32 | 2,168 | 1,047 | 1,121 | 2,953 | 1,390 | 1,563 | 685 | 258 | 427 | 54 | 31 | 23 |
| Manhattan and Bronx boroughs. | 31 | 14 | 17 | 1,868 | 660 | 708 | 1,661 | 768 | 893 | 383 | 146 | 237 | 30 | 20 | 10 |
| Brooklyn borough | 26 | 12 | 14 | 649 | 313 | 336 | 1,036 | 501 | 535 | 247 | 81 | 166 | 22 | 10 | 12 |
| Queens borough | | | | 96 | 47 | 49 | 133 | 85 | 98 | 47 | 19 | 28 | 1 | 1 | |
| Richmond borough | 1 | | 1 | 55 | 27 | 28 | 73 | 36 | 37 | 18 | 12 | 6 | 1 | | 1 |
| Norfolk, Va. | 14 | 8 | 6 | 449 | 226 | 223 | 1,181 | 495 | 686 | 312 | 119 | 193 | 13 | 9 | 4 |
| Oakland, Cal. | | | | 49 | 25 | 23 | 70 | 32 | 38 | 34 | 13 | 21 | 1 | | 1 |
| Omaha, Nebr. | 3 | 1 | 2 | 165 | 77 | 88 | 202 | 89 | 113 | 86 | 30 | 56 | 4 | 4 | |
| Oshkosh, Wis. | | | | 5 | 1 | 4 | 3 | 1 | 2 | | | | | | |
| Passaic, N. J. | 1 | | 1 | 22 | 6 | 16 | 19 | 12 | 7 | 1 | | 1 | | | |
| Paterson, N. J. | 2 | | 2 | 40 | 22 | 18 | 52 | 34 | 18 | 10 | 6 | 4 | | | |
| Pawtucket, R. I. | | | | 11 | 5 | 6 | 9 | 5 | 4 | | | | 1 | 1 | |
| Peoria, Ill. | | | | 43 | 29 | 14 | 52 | 33 | 19 | 23 | 10 | 13 | 6 | 3 | 3 |
| Philadelphia, Pa. | 71 | 38 | 33 | 2,231 | 1,056 | 1,225 | 2,956 | 1,354 | 1,602 | 723 | 258 | 465 | 44 | 26 | 18 |
| Pittsburg, Pa. | 7 | 5 | 2 | 652 | 334 | 318 | 962 | 462 | 500 | 232 | 84 | 143 | 9 | 4 | 5 |
| Portland, Me. | 1 | 1 | | 19 | 9 | 10 | 15 | 6 | 9 | 7 | 3 | 4 | 2 | 1 | 1 |
| Portland, Oreg. | | | | 19 | 13 | 6 | 41 | 18 | 23 | 9 | 3 | 6 | | | |
| Providence, R. I. | 7 | 4 | 3 | 241 | 126 | 115 | 307 | 134 | 173 | 100 | 26 | 74 | 4 | 1 | 3 |
| Pueblo, Colo. | 1 | | 1 | 54 | 23 | 31 | 81 | 37 | 44 | 19 | 7 | 12 | 4 | 1 | 3 |
| Quincy, Ill. | | | | 105 | 44 | 61 | 169 | 81 | 88 | 49 | 13 | 36 | 2 | 1 | 1 |
| Racine, Wis. | | | | 2 | 1 | 1 | 9 | 2 | 7 | 2 | | 2 | | | |
| Reading, Pa. | | | | 19 | 6 | 13 | 27 | 15 | 12 | 4 | 2 | 2 | | | |
| Richmond, Va. | 3 | | 3 | 753 | 346 | 407 | 2,037 | 887 | 1,150 | 684 | 189 | 445 | 25 | 10 | 15 |
| Rochester, N. Y. | 1 | 1 | | 21 | 9 | 12 | 47 | 25 | 22 | 38 | 23 | 15 | 1 | 1 | |
| Rockford, Ill. | | | | 5 | | 5 | 16 | 10 | 6 | 4 | 1 | 3 | 2 | 2 | |
| Sacramento, Cal. | | | | 33 | 12 | 21 | 30 | 16 | 14 | 10 | 3 | 7 | | | |
| Saginaw, Mich. | | | | 9 | 3 | 1 | 30 | 12 | 18 | 12 | 4 | 8 | 1 | 1 | |
| St. Joseph, Mo. | 2 | | 2 | 200 | 93 | 107 | 439 | 211 | 228 | 113 | 46 | 67 | 4 | 3 | 1 |
| St. Louis, Mo. | 11 | 7 | 4 | 1,518 | 769 | 749 | 2,317 | 1,026 | 1,291 | 655 | 210 | 445 | 36 | 14 | 22 |
| St. Paul, Minn. | 1 | | 1 | 105 | 41 | 64 | 98 | 48 | 50 | 60 | 35 | 25 | 2 | | 2 |
| Salem, Mass. | | | | | | | 4 | 4 | | | | | | | |
| Salt Lake City, Utah | | | | 10 | 4 | 6 | 10 | 5 | 5 | 4 | 2 | 2 | 2 | 2 | |
| San Antonio, Tex. | 2 | 1 | 1 | 310 | 161 | 149 | 663 | 324 | 339 | 178 | 59 | 119 | 4 | | 4 |
| San Francisco, Cal. | 1 | 1 | | 58 | 37 | 21 | 90 | 45 | 45 | 32 | 10 | 22 | 1 | 1 | |
| Savannah, Ga. | 6 | 2 | 4 | 742 | 344 | 398 | 1,605 | 708 | 897 | 573 | 200 | 373 | 18 | 9 | 9 |
| Schenectady, N. Y. | | | | | | | 6 | 3 | 3 | 2 | | 2 | | | |
| Scranton, Pa. | | | | 20 | 11 | 9 | 26 | 11 | 15 | 6 | 2 | 4 | | | |
| Seattle, Wash. | | | | 16 | 7 | 9 | 18 | 7 | 11 | 6 | 2 | 4 | | | |
| Sioux City, Iowa | | | | 17 | 13 | 4 | 15 | 10 | 5 | 4 | 2 | 2 | | | |
| Somerville, Mass. | | | | 5 | 2 | 3 | 4 | 4 | | 3 | 2 | 1 | | | |
| South Bend, Ind. | | | | 29 | 17 | 12 | 32 | 15 | 17 | 8 | 5 | 3 | 2 | 2 | |
| South Omaha, Nebr. | | | | 10 | 4 | 6 | 19 | 8 | 11 | 5 | 2 | 3 | | | |
| Spokane, Wash. | | | | 12 | 4 | 8 | 16 | 10 | 6 | 6 | 3 | 3 | | | |
| Springfield, Ill. | 1 | | 1 | 103 | 47 | 56 | 139 | 89 | 100 | 56 | 18 | 38 | 10 | 6 | 4 |
| Springfield, Mass. | | | | 59 | 23 | 36 | 64 | 24 | 40 | 41 | 10 | 31 | 4 | 2 | 2 |
| Springfield, Ohio | | | | 206 | 115 | 91 | 377 | 176 | 201 | 96 | 39 | 57 | 11 | 6 | 5 |
| Superior, Wis. | | | | 7 | 2 | 5 | 6 | 1 | 5 | 1 | 1 | 1 | | | |
| Syracuse, N. Y. | 2 | 1 | 1 | 51 | 27 | 24 | 56 | 25 | 31 | 26 | 11 | 15 | 1 | 1 | |
| Tacoma, Wash. | | | | 12 | 4 | 8 | 11 | 2 | 9 | 2 | 2 | 2 | 1 | 1 | |
| Taunton, Mass. | | | | 7 | 5 | 2 | 9 | 6 | 3 | 2 | 1 | 1 | | | |
| Terre Haute, Ind. | | | | 100 | 56 | 44 | 125 | 63 | 62 | 42 | 18 | 24 | 5 | 4 | 1 |
| Toledo, Ohio | | | | 63 | 36 | 27 | 99 | 57 | 42 | 25 | 11 | 14 | 3 | | 3 |
| Topeka, Kans. | | | | 172 | 85 | 87 | 502 | 243 | 259 | 223 | 77 | 146 | 6 | 1 | 5 |
| Trenton, N. J. | | | | 47 | 21 | 26 | 102 | 44 | 58 | 54 | 22 | 32 | 4 | 3 | 1 |
| Troy, N. Y. | | | | 11 | 5 | 6 | 20 | 6 | 14 | 8 | 4 | 4 | 1 | 1 | |
| Utica, N. Y. | | | | 14 | 8 | 6 | 14 | 6 | 8 | 1 | 1 | 1 | | | |
| Washington, D. C. | 48 | 17 | 31 | 2,841 | 1,313 | 1,523 | 5,878 | 2,665 | 3,213 | 2,444 | 865 | 1,579 | 157 | 108 | 49 |
| Waterbury, Conn. | | | | 28 | 11 | 17 | 25 | 15 | 10 | 4 | 2 | 2 | 1 | | 1 |
| Wheeling, W. Va. | | | | 22 | 4 | 18 | 55 | 39 | 16 | 31 | 12 | 19 | 4 | 2 | 2 |
| Wilkesbarre, Pa. | 1 | 1 | | 23 | 12 | 11 | 41 | 20 | 21 | 5 | 3 | 2 | 1 | | 1 |
| Williamsport, Pa. | | | | 56 | 32 | 24 | 83 | 35 | 55 | 30 | 10 | 20 | 2 | 1 | 1 |
| Wilmington, Del. | 11 | 8 | 3 | 418 | 206 | 212 | 675 | 329 | 346 | 159 | 58 | 101 | 9 | 4 | 5 |
| Woonsocket, R. I. | | | | | | | | | | | | | | | |
| Worcester, Mass. | 3 | 2 | 1 | 58 | 31 | 27 | 65 | 20 | 45 | 26 | 8 | 18 | | | |
| Yonkers, N. Y. | | | | 35 | 15 | 20 | 46 | 26 | 20 | 18 | 11 | 7 | 1 | 1 | |
| York, Pa. | | | | 33 | 12 | 21 | 58 | 21 | 37 | 18 | 9 | 9 | 3 | 2 | 1 |
| Youngstown, Ohio | | | | 61 | 22 | 39 | 58 | 36 | 22 | 29 | 13 | 16 | 2 | | 2 |

¹ Includes all persons of negro descent.

TABLE 55.—TOTAL PERSONS ATTENDING SCHOOL DURING THE CENSUS YEAR, CLASSIFIED BY SEX, AGE PERIODS, AND MONTHS OF SCHOOL ATTENDANCE, FOR CITIES HAVING 25,000 INHABITANTS OR MORE: 1900.

| CITIES AND MONTHS OF SCHOOL ATTENDANCE. | ALL PERSONS. | | | UNDER 10 YEARS. | | | 10 TO 14 YEARS. | | | 15 YEARS AND OVER. | | |
|---|--------------|--------|---------------|-----------------|--------|---------------|-----------------|--------|---------------|--------------------|--------|---------------|
| | Total. | Males. | Fe- males. | Total. | Males. | Fe- males. | Total. | Males. | Fe- males. | Total. | Males. | Fe- males. |
| Akron, Ohio | 7,211 | 3,564 | 3,647 | 2,736 | 1,348 | 1,388 | 3,515 | 1,768 | 1,747 | 960 | 448 | 512 |
| 1 month or less | 8 | 3 | 5 | 4 | 2 | 2 | 1 | | 1 | 3 | 1 | 2 |
| 2 to 3 months | 59 | 30 | 29 | 47 | 23 | 24 | 7 | 3 | 4 | 5 | 4 | 1 |
| 4 to 5 months | 43 | 17 | 31 | 23 | 13 | 10 | 12 | 3 | 9 | 13 | 1 | 12 |
| 6 months or more | 7,096 | 3,514 | 3,582 | 2,662 | 1,310 | 1,352 | 3,495 | 1,762 | 1,733 | 939 | 442 | 497 |
| Albany, N. Y. | 15,063 | 7,296 | 7,767 | 5,737 | 2,812 | 2,925 | 6,984 | 3,467 | 3,517 | 2,342 | 1,017 | 1,325 |
| 1 month or less | 32 | 6 | 26 | 21 | 5 | 16 | 7 | | 7 | 4 | 1 | 3 |
| 2 to 3 months | 118 | 58 | 60 | 78 | 38 | 40 | 21 | 10 | 11 | 19 | 10 | 9 |
| 4 to 5 months | 671 | 345 | 326 | 315 | 162 | 153 | 305 | 160 | 145 | 51 | 23 | 28 |
| 6 months or more | 14,242 | 6,887 | 7,355 | 5,323 | 2,607 | 2,716 | 6,651 | 3,297 | 3,354 | 2,268 | 983 | 1,285 |
| Allegheny, Pa. | 20,627 | 10,212 | 10,415 | 8,901 | 4,470 | 4,431 | 9,587 | 4,705 | 4,882 | 2,189 | 1,087 | 1,152 |
| 1 month or less | 71 | 28 | 43 | 51 | 18 | 33 | 15 | 7 | 8 | 5 | 2 | 2 |
| 2 to 3 months | 253 | 120 | 133 | 181 | 87 | 94 | 55 | 26 | 29 | 17 | 7 | 10 |
| 4 to 5 months | 216 | 85 | 131 | 124 | 49 | 75 | 56 | 18 | 38 | 26 | 18 | 18 |
| 6 months or more | 20,087 | 9,979 | 10,108 | 8,545 | 4,316 | 4,229 | 9,411 | 4,654 | 4,757 | 2,181 | 1,009 | 1,122 |
| Allentown, Pa. | 5,692 | 2,774 | 2,918 | 2,531 | 1,205 | 1,326 | 2,545 | 1,224 | 1,321 | 616 | 345 | 271 |
| 1 month or less | 36 | 11 | 25 | 23 | 7 | 16 | 6 | 1 | 5 | 7 | 3 | 4 |
| 2 to 3 months | 101 | 41 | 60 | 68 | 28 | 40 | 20 | 9 | 11 | 13 | 4 | 9 |
| 4 to 5 months | 84 | 39 | 45 | 37 | 14 | 23 | 40 | 23 | 17 | 7 | 2 | 5 |
| 6 months or more | 5,471 | 2,683 | 2,788 | 2,403 | 1,156 | 1,247 | 2,479 | 1,191 | 1,288 | 589 | 386 | 253 |
| Altoona, Pa. | 6,747 | 3,321 | 3,426 | 2,237 | 1,159 | 1,078 | 3,473 | 1,725 | 1,748 | 1,037 | 437 | 600 |
| 1 month or less | 20 | 8 | 12 | 11 | 5 | 6 | 3 | 2 | 1 | 6 | 1 | 5 |
| 2 to 3 months | 92 | 35 | 57 | 52 | 18 | 34 | 21 | 11 | 10 | 19 | 6 | 13 |
| 4 to 5 months | 109 | 56 | 53 | 54 | 31 | 23 | 34 | 15 | 19 | 21 | 10 | 11 |
| 6 months or more | 6,526 | 3,222 | 3,304 | 2,120 | 1,105 | 1,015 | 3,415 | 1,697 | 1,718 | 991 | 420 | 571 |
| Atlanta, Ga. | 12,938 | 5,911 | 7,027 | 3,356 | 1,655 | 1,701 | 6,676 | 3,020 | 3,656 | 2,906 | 1,236 | 1,670 |
| 1 month or less | 112 | 60 | 52 | 59 | 34 | 25 | 40 | 18 | 22 | 13 | 8 | 5 |
| 2 to 3 months | 873 | 172 | 201 | 130 | 61 | 69 | 168 | 72 | 96 | 75 | 39 | 36 |
| 4 to 5 months | 419 | 187 | 232 | 134 | 59 | 75 | 217 | 107 | 110 | 63 | 21 | 47 |
| 6 months or more | 12,034 | 5,492 | 6,542 | 3,033 | 1,501 | 1,532 | 6,251 | 2,823 | 3,423 | 2,750 | 1,168 | 1,532 |
| Atlantic City, N. J. | 3,953 | 1,942 | 2,011 | 1,622 | 802 | 820 | 1,742 | 835 | 907 | 589 | 305 | 284 |
| 1 month or less | 15 | 7 | 8 | 9 | 5 | 4 | 5 | 2 | 3 | 1 | | 1 |
| 2 to 3 months | 68 | 34 | 34 | 43 | 24 | 19 | 15 | 7 | 8 | 10 | 3 | 7 |
| 4 to 5 months | 105 | 63 | 42 | 44 | 31 | 13 | 39 | 20 | 19 | 22 | 12 | 10 |
| 6 months or more | 3,765 | 1,838 | 1,927 | 1,526 | 742 | 784 | 1,638 | 806 | 877 | 556 | 290 | 266 |
| Auburn, N. Y. | 4,400 | 2,121 | 2,279 | 1,688 | 827 | 861 | 2,054 | 1,000 | 1,054 | 658 | 294 | 364 |
| 1 month or less | 18 | 4 | 14 | 13 | 3 | 10 | 2 | | 2 | 3 | 1 | 2 |
| 2 to 3 months | 76 | 30 | 46 | 64 | 26 | 38 | 9 | 4 | 5 | 8 | | 3 |
| 4 to 5 months | 62 | 23 | 39 | 37 | 16 | 21 | 14 | 1 | 13 | 11 | 6 | 5 |
| 6 months or more | 4,244 | 2,064 | 2,180 | 1,574 | 782 | 792 | 2,029 | 995 | 1,034 | 641 | 287 | 354 |
| Augusta, Ga. | 5,779 | 2,616 | 3,163 | 1,966 | 921 | 1,045 | 2,742 | 1,258 | 1,484 | 1,071 | 437 | 634 |
| 1 month or less | 6 | 3 | 3 | 2 | 2 | | 4 | 1 | 3 | | | |
| 2 to 3 months | 104 | 47 | 57 | 56 | 25 | 31 | 37 | 18 | 19 | 11 | 4 | 7 |
| 4 to 5 months | 154 | 75 | 79 | 74 | 35 | 39 | 66 | 34 | 32 | 14 | 6 | 8 |
| 6 months or more | 5,515 | 2,491 | 3,024 | 1,834 | 859 | 975 | 2,635 | 1,205 | 1,430 | 1,046 | 427 | 619 |
| Baltimore, Md. | 75,510 | 37,336 | 38,174 | 27,199 | 13,468 | 13,731 | 38,632 | 19,093 | 19,539 | 9,679 | 4,775 | 4,904 |
| 1 month or less | 164 | 92 | 72 | 56 | 30 | 26 | 68 | 42 | 26 | 40 | 20 | 20 |
| 2 to 3 months | 584 | 274 | 310 | 260 | 126 | 134 | 241 | 113 | 128 | 83 | 35 | 43 |
| 4 to 5 months | 821 | 410 | 411 | 369 | 191 | 178 | 352 | 166 | 186 | 100 | 53 | 47 |
| 6 months or more | 73,941 | 36,560 | 37,381 | 26,514 | 13,121 | 13,393 | 37,971 | 18,772 | 19,199 | 9,456 | 4,667 | 4,789 |
| Bay City, Mich. | 5,556 | 2,678 | 2,878 | 1,865 | 947 | 918 | 2,860 | 1,335 | 1,475 | 831 | 346 | 485 |
| 1 month or less | 3 | 1 | 2 | 3 | 1 | 2 | | | | 9 | 6 | 3 |
| 2 to 3 months | 49 | 22 | 27 | 32 | 16 | 16 | 8 | | 8 | 12 | 5 | 7 |
| 4 to 5 months | 63 | 32 | 31 | 36 | 21 | 15 | 15 | 6 | 9 | 8 | 5 | 7 |
| 6 months or more | 5,441 | 2,623 | 2,818 | 1,794 | 909 | 885 | 2,837 | 1,379 | 1,458 | 810 | 335 | 475 |
| Bayonne, N. J. | 6,342 | 3,142 | 3,200 | 2,964 | 1,471 | 1,493 | 2,828 | 1,432 | 1,396 | 550 | 239 | 311 |
| 1 month or less | 19 | 9 | 10 | 12 | 5 | 7 | 2 | 1 | 1 | 5 | 3 | 2 |
| 2 to 3 months | 102 | 52 | 50 | 84 | 44 | 40 | 16 | 6 | 10 | 2 | 2 | |
| 4 to 5 months | 176 | 83 | 93 | 136 | 65 | 71 | 27 | 12 | 15 | 13 | 6 | 7 |
| 6 months or more | 6,045 | 2,998 | 3,047 | 2,732 | 1,357 | 1,375 | 2,733 | 1,413 | 1,370 | 530 | 223 | 302 |
| Binghamton, N. Y. | 6,246 | 2,972 | 3,274 | 2,215 | 1,077 | 1,138 | 2,861 | 1,390 | 1,471 | 1,170 | 505 | 665 |
| 1 month or less | 27 | 12 | 15 | 20 | 7 | 13 | 5 | 4 | 1 | 2 | 1 | 1 |
| 2 to 3 months | 96 | 43 | 53 | 68 | 32 | 36 | 16 | 6 | 10 | 12 | 5 | 7 |
| 4 to 5 months | 132 | 48 | 84 | 79 | 27 | 52 | 32 | 15 | 17 | 21 | 6 | 15 |
| 6 months or more | 5,991 | 2,869 | 3,122 | 2,048 | 1,011 | 1,037 | 2,808 | 1,365 | 1,443 | 1,135 | 493 | 642 |

SCHOOL ATTENDANCE.

TABLE 55.—TOTAL PERSONS ATTENDING SCHOOL DURING THE CENSUS YEAR, CLASSIFIED BY SEX, AGE PERIODS, AND MONTHS OF SCHOOL ATTENDANCE, FOR CITIES HAVING 25,000 INHABITANTS OR MORE: 1900—Continued

| CITIES AND MONTHS OF SCHOOL ATTENDANCE. | ALL PERSONS. | | | UNDER 10 YEARS. | | | 10 TO 14 YEARS. | | | 15 YEARS AND OVER. | | |
|---|--------------|--------|-----------|-----------------|--------|-----------|-----------------|--------|-----------|--------------------|--------|-----------|
| | Total. | Males. | Fe-males. | Total. | Males. | Fe-males. | Total. | Males. | Fe-males. | Total. | Males. | Fe-males. |
| Birmingham, Ala. | 4,489 | 2,047 | 2,442 | 1,269 | 614 | 655 | 2,339 | 1,083 | 1,256 | 881 | 350 | 531 |
| 1 month or less | 80 | 13 | 17 | 14 | 6 | 8 | 9 | 2 | 7 | 7 | 5 | 2 |
| 2 to 3 months | 240 | 114 | 126 | 90 | 42 | 48 | 126 | 61 | 65 | 24 | 11 | 13 |
| 4 to 5 months | 223 | 114 | 109 | 72 | 47 | 25 | 110 | 55 | 55 | 41 | 12 | 29 |
| 6 months or more | 3,996 | 1,806 | 2,190 | 1,093 | 519 | 574 | 2,094 | 965 | 1,129 | 809 | 322 | 487 |
| Boston, Mass. | 89,607 | 44,880 | 44,727 | 36,008 | 18,154 | 17,849 | 39,031 | 19,640 | 19,391 | 14,573 | 7,086 | 7,487 |
| 1 month or less | 273 | 168 | 105 | 123 | 54 | 69 | 115 | 98 | 22 | 35 | 21 | 14 |
| 2 to 3 months | 741 | 371 | 370 | 452 | 225 | 227 | 196 | 100 | 96 | 93 | 46 | 47 |
| 4 to 5 months | 1,010 | 517 | 493 | 581 | 303 | 278 | 276 | 147 | 129 | 153 | 67 | 86 |
| 6 months or more | 87,583 | 43,824 | 43,759 | 34,847 | 17,572 | 17,275 | 38,444 | 19,800 | 19,144 | 14,292 | 6,952 | 7,340 |
| Bridgeport, Conn. | 10,255 | 4,967 | 5,288 | 4,285 | 2,093 | 2,192 | 4,760 | 2,317 | 2,443 | 1,210 | 557 | 653 |
| 1 month or less | 34 | 13 | 21 | 25 | 10 | 15 | 6 | 2 | 4 | 3 | 1 | 2 |
| 2 to 3 months | 130 | 57 | 73 | 100 | 46 | 54 | 26 | 10 | 16 | 4 | 1 | 3 |
| 4 to 5 months | 139 | 67 | 72 | 86 | 48 | 38 | 49 | 18 | 31 | 4 | 1 | 3 |
| 6 months or more | 9,952 | 4,830 | 5,122 | 4,074 | 1,989 | 2,085 | 4,679 | 2,287 | 2,392 | 1,199 | 554 | 645 |
| Brockton, Mass. | 6,537 | 3,267 | 3,270 | 2,387 | 1,223 | 1,164 | 3,094 | 1,547 | 1,547 | 1,056 | 497 | 559 |
| 1 month or less | 21 | 8 | 13 | 14 | 5 | 9 | 6 | 3 | 3 | 1 | | 1 |
| 2 to 3 months | 104 | 59 | 45 | 89 | 54 | 35 | 10 | 2 | 8 | 5 | 3 | 2 |
| 4 to 5 months | 53 | 26 | 27 | 24 | 11 | 13 | 19 | 12 | 7 | 10 | 3 | 7 |
| 6 months or more | 6,359 | 3,174 | 3,185 | 2,260 | 1,153 | 1,107 | 3,059 | 1,530 | 1,529 | 1,040 | 491 | 549 |
| Buffalo, N. Y. | 64,064 | 32,271 | 31,793 | 25,382 | 13,055 | 12,327 | 30,958 | 15,624 | 15,334 | 7,724 | 3,592 | 4,132 |
| 1 month or less | 357 | 190 | 167 | 185 | 87 | 98 | 145 | 87 | 58 | 27 | 16 | 11 |
| 2 to 3 months | 701 | 362 | 339 | 546 | 291 | 255 | 105 | 48 | 57 | 50 | 23 | 27 |
| 4 to 5 months | 582 | 297 | 285 | 400 | 216 | 184 | 123 | 54 | 69 | 69 | 27 | 32 |
| 6 months or more | 62,424 | 31,422 | 31,002 | 24,251 | 12,461 | 11,790 | 30,585 | 15,435 | 15,150 | 7,588 | 3,526 | 4,062 |
| Butte, Mont. | 4,164 | 2,018 | 2,146 | 1,709 | 855 | 854 | 1,784 | 875 | 909 | 671 | 288 | 383 |
| 1 month or less | 23 | 13 | 10 | 12 | 7 | 5 | 7 | 3 | 4 | 4 | 3 | 1 |
| 2 to 3 months | 109 | 66 | 43 | 73 | 41 | 32 | 24 | 17 | 7 | 12 | 8 | 4 |
| 4 to 5 months | 119 | 62 | 57 | 57 | 34 | 23 | 37 | 20 | 17 | 25 | 8 | 17 |
| 6 months or more | 3,913 | 1,877 | 2,036 | 1,567 | 773 | 794 | 1,716 | 835 | 881 | 630 | 269 | 361 |
| Cambridge, Mass. | 18,029 | 9,642 | 8,387 | 6,830 | 3,344 | 3,486 | 6,864 | 3,351 | 3,513 | 4,335 | 2,947 | 1,388 |
| 1 month or less | 61 | 26 | 35 | 28 | 12 | 16 | 17 | 6 | 11 | 16 | 8 | 8 |
| 2 to 3 months | 203 | 92 | 111 | 154 | 75 | 79 | 28 | 10 | 18 | 21 | 7 | 14 |
| 4 to 5 months | 150 | 75 | 75 | 84 | 45 | 39 | 39 | 19 | 20 | 27 | 11 | 16 |
| 6 months or more | 17,615 | 9,449 | 8,166 | 6,564 | 3,212 | 3,352 | 6,780 | 3,316 | 3,464 | 4,271 | 2,921 | 1,350 |
| Camden, N. J. | 11,436 | 5,533 | 5,903 | 4,524 | 2,232 | 2,292 | 5,789 | 2,824 | 2,965 | 1,123 | 477 | 646 |
| 1 month or less | 41 | 20 | 21 | 19 | 9 | 10 | 19 | 10 | 9 | 3 | 1 | 2 |
| 2 to 3 months | 161 | 71 | 90 | 88 | 35 | 53 | 56 | 30 | 26 | 17 | 6 | 11 |
| 4 to 5 months | 227 | 103 | 124 | 133 | 66 | 72 | 72 | 33 | 39 | 17 | 4 | 13 |
| 6 months or more | 11,007 | 5,339 | 5,668 | 4,279 | 2,122 | 2,157 | 5,642 | 2,751 | 2,891 | 1,036 | 466 | 620 |
| Canton, Ohio | 5,593 | 2,717 | 2,876 | 2,074 | 1,026 | 1,048 | 2,744 | 1,361 | 1,383 | 775 | 330 | 445 |
| 1 month or less | 2 | 1 | 1 | 2 | 1 | 1 | | | | | | |
| 2 to 3 months | 87 | 40 | 47 | 74 | 38 | 36 | 7 | | 7 | 6 | 2 | 4 |
| 4 to 5 months | 54 | 25 | 29 | 28 | 15 | 13 | 16 | 7 | 9 | 10 | 3 | 7 |
| 6 months or more | 5,450 | 2,651 | 2,799 | 1,970 | 972 | 998 | 2,721 | 1,354 | 1,367 | 759 | 325 | 434 |
| Cedar Rapids, Iowa | 4,993 | 2,446 | 2,547 | 1,793 | 882 | 911 | 2,197 | 1,099 | 1,098 | 1,003 | 465 | 538 |
| 1 month or less | 12 | 7 | 5 | 3 | 1 | 2 | 5 | 3 | 2 | 4 | 3 | 1 |
| 2 to 3 months | 77 | 33 | 39 | 54 | 29 | 25 | 11 | 4 | 7 | 12 | 5 | 7 |
| 4 to 5 months | 81 | 37 | 44 | 34 | 17 | 17 | 30 | 14 | 16 | 17 | 6 | 11 |
| 6 months or more | 4,823 | 2,364 | 2,459 | 1,702 | 935 | 867 | 2,151 | 1,078 | 1,073 | 970 | 451 | 519 |
| Charleston, S. C. | 8,622 | 4,157 | 4,465 | 2,431 | 1,211 | 1,220 | 4,605 | 2,184 | 2,421 | 1,586 | 762 | 824 |
| 1 month or less | 32 | 16 | 16 | 16 | 11 | 5 | 12 | 4 | 8 | 4 | 1 | 3 |
| 2 to 3 months | 101 | 42 | 59 | 46 | 19 | 27 | 47 | 22 | 25 | 8 | 1 | 7 |
| 4 to 5 months | 155 | 71 | 84 | 72 | 39 | 33 | 67 | 23 | 44 | 16 | 9 | 7 |
| 6 months or more | 8,334 | 4,028 | 4,306 | 2,297 | 1,142 | 1,155 | 4,479 | 2,135 | 2,344 | 1,558 | 751 | 807 |
| Chattanooga, Tenn. | 4,446 | 2,039 | 2,407 | 1,432 | 709 | 723 | 2,150 | 1,022 | 1,128 | 864 | 308 | 556 |
| 1 month or less | 42 | 23 | 19 | 19 | 8 | 11 | 19 | 14 | 5 | 4 | 1 | 3 |
| 2 to 3 months | 226 | 114 | 112 | 105 | 55 | 50 | 101 | 52 | 49 | 20 | 7 | 13 |
| 4 to 5 months | 295 | 134 | 161 | 124 | 54 | 70 | 125 | 63 | 62 | 46 | 17 | 29 |
| 6 months or more | 3,883 | 1,768 | 2,115 | 1,184 | 592 | 592 | 1,905 | 893 | 1,012 | 794 | 233 | 511 |
| Chelsea, Mass. | 5,995 | 2,936 | 3,059 | 2,525 | 1,239 | 1,286 | 2,625 | 1,274 | 1,351 | 845 | 373 | 472 |
| 1 month or less | 13 | 3 | 10 | 4 | 1 | 3 | 6 | 1 | 5 | 3 | 1 | 2 |
| 2 to 3 months | 38 | 13 | 25 | 30 | 10 | 20 | 5 | 2 | 3 | 3 | 1 | 2 |
| 4 to 5 months | 46 | 20 | 26 | 22 | 13 | 9 | 17 | 5 | 12 | 7 | 2 | 5 |
| 6 months or more | 5,898 | 2,900 | 2,998 | 2,469 | 1,265 | 1,204 | 2,597 | 1,266 | 1,331 | 832 | 369 | 463 |

STATISTICS OF POPULATION.

TABLE 55.—TOTAL PERSONS ATTENDING SCHOOL DURING THE CENSUS YEAR, CLASSIFIED BY SEX, AGE PERIODS, AND MONTHS OF SCHOOL ATTENDANCE, FOR CITIES HAVING 25,000 INHABITANTS OR MORE: 1900—Continued.

| CITIES AND MONTHS OF SCHOOL ATTENDANCE. | ALL PERSONS. | | | UNDER 10 YEARS. | | | 10 TO 14 YEARS. | | | 15 YEARS AND OVER. | | |
|---|--------------|---------|-----------|-----------------|--------|-----------|-----------------|--------|-----------|--------------------|--------|-----------|
| | Total. | Males. | Fe-males. | Total. | Males. | Fe-males. | Total. | Males. | Fe-males. | Total. | Males. | Fe-males. |
| Chester, Pa | 5,564 | 2,662 | 2,902 | 2,377 | 1,166 | 1,211 | 2,512 | 1,149 | 1,363 | 675 | 347 | 328 |
| 1 month or less | 4 | 2 | 2 | 3 | 2 | 1 | 1 | | 1 | | | |
| 2 to 3 months | 45 | 15 | 30 | 35 | 12 | 23 | 9 | 2 | 7 | 1 | 1 | |
| 4 to 5 months | 52 | 25 | 27 | 36 | 17 | 19 | 14 | 7 | 7 | 2 | 1 | 1 |
| 6 months or more | 5,463 | 2,620 | 2,843 | 2,303 | 1,135 | 1,168 | 2,488 | 1,140 | 1,348 | 672 | 345 | 327 |
| Chicago, Ill | 253,069 | 124,989 | 128,080 | 104,929 | 52,528 | 52,401 | 115,927 | 57,631 | 58,296 | 32,213 | 14,890 | 17,323 |
| 1 month or less | 1,522 | 693 | 829 | 739 | 365 | 374 | 334 | 143 | 191 | 449 | 185 | 264 |
| 2 to 3 months | 2,941 | 1,439 | 1,502 | 2,087 | 1,014 | 1,073 | 489 | 232 | 257 | 365 | 193 | 172 |
| 4 to 5 months | 3,767 | 1,845 | 1,922 | 2,381 | 1,163 | 1,218 | 968 | 458 | 508 | 470 | 224 | 246 |
| 6 months or more | 244,839 | 121,012 | 123,827 | 99,772 | 49,986 | 49,786 | 114,138 | 56,798 | 57,340 | 30,929 | 14,228 | 16,701 |
| Cincinnati, Ohio | 54,974 | 28,074 | 26,900 | 21,887 | 11,066 | 10,821 | 25,580 | 13,165 | 12,415 | 7,507 | 3,843 | 3,664 |
| 1 month or less | 179 | 70 | 109 | 103 | 50 | 53 | 44 | 14 | 30 | 32 | 6 | 26 |
| 2 to 3 months | 469 | 238 | 231 | 156 | 76 | 80 | 112 | 55 | 57 | 59 | 27 | 32 |
| 4 to 5 months | 680 | 325 | 355 | 348 | 174 | 174 | 249 | 109 | 140 | 83 | 42 | 41 |
| 6 months or more | 53,646 | 27,441 | 26,205 | 21,188 | 10,686 | 10,452 | 25,175 | 12,987 | 12,188 | 7,333 | 3,768 | 3,565 |
| Cleveland, Ohio | 66,532 | 33,251 | 33,281 | 25,550 | 12,894 | 12,656 | 32,794 | 16,280 | 16,564 | 8,188 | 4,127 | 4,061 |
| 1 month or less | 450 | 206 | 244 | 268 | 136 | 132 | 103 | 48 | 55 | 79 | 22 | 57 |
| 2 to 3 months | 1,049 | 509 | 540 | 861 | 435 | 426 | 114 | 45 | 69 | 74 | 29 | 45 |
| 4 to 5 months | 809 | 372 | 437 | 461 | 233 | 228 | 255 | 104 | 151 | 98 | 35 | 53 |
| 6 months or more | 64,224 | 32,164 | 32,060 | 23,960 | 12,090 | 11,870 | 32,322 | 16,033 | 16,289 | 7,942 | 4,041 | 3,901 |
| Columbus, Ohio | 21,436 | 10,898 | 10,538 | 7,092 | 3,549 | 3,543 | 9,826 | 4,902 | 4,924 | 4,518 | 2,447 | 2,071 |
| 1 month or less | 54 | 31 | 23 | 25 | 14 | 11 | 14 | 8 | 6 | 15 | 9 | 6 |
| 2 to 3 months | 326 | 174 | 152 | 215 | 113 | 102 | 54 | 32 | 22 | 57 | 29 | 28 |
| 4 to 5 months | 296 | 134 | 162 | 137 | 67 | 70 | 85 | 35 | 50 | 74 | 32 | 42 |
| 6 months or more | 20,760 | 10,559 | 10,201 | 6,715 | 3,355 | 3,360 | 9,673 | 4,827 | 4,846 | 4,372 | 2,377 | 1,995 |
| Council Bluffs, Iowa | 5,882 | 2,929 | 2,953 | 2,313 | 1,233 | 1,080 | 2,545 | 1,254 | 1,291 | 1,024 | 442 | 582 |
| 1 month or less | 23 | 11 | 12 | 12 | 8 | 4 | 2 | 1 | 1 | 9 | 2 | 7 |
| 2 to 3 months | 70 | 38 | 32 | 46 | 23 | 23 | 9 | 7 | 2 | 15 | 8 | 7 |
| 4 to 5 months | 102 | 54 | 48 | 55 | 27 | 28 | 26 | 18 | 8 | 21 | 9 | 12 |
| 6 months or more | 5,687 | 2,826 | 2,861 | 2,200 | 1,175 | 1,025 | 2,508 | 1,223 | 1,280 | 979 | 423 | 556 |
| Covington, Ky | 7,449 | 3,667 | 3,782 | 3,211 | 1,627 | 1,584 | 3,542 | 1,729 | 1,813 | 696 | 311 | 385 |
| 1 month or less | 52 | 24 | 28 | 45 | 23 | 22 | 2 | | 2 | 5 | 1 | 4 |
| 2 to 3 months | 127 | 64 | 63 | 94 | 52 | 42 | 23 | 9 | 14 | 10 | 3 | 7 |
| 4 to 5 months | 176 | 91 | 85 | 91 | 55 | 36 | 60 | 23 | 37 | 25 | 16 | 9 |
| 6 months or more | 7,094 | 3,485 | 3,609 | 2,981 | 1,497 | 1,484 | 3,457 | 1,697 | 1,760 | 656 | 291 | 365 |
| Dallas, Tex | 5,734 | 2,690 | 3,044 | 1,009 | 501 | 508 | 3,378 | 1,602 | 1,776 | 1,347 | 587 | 760 |
| 1 month or less | 34 | 23 | 11 | 4 | 2 | 2 | 12 | 5 | 7 | 18 | 16 | 2 |
| 2 to 3 months | 160 | 90 | 70 | 33 | 16 | 17 | 70 | 36 | 34 | 57 | 38 | 19 |
| 4 to 5 months | 219 | 121 | 98 | 38 | 20 | 18 | 115 | 59 | 56 | 66 | 42 | 24 |
| 6 months or more | 5,321 | 2,456 | 2,965 | 934 | 463 | 471 | 3,181 | 1,502 | 1,679 | 1,206 | 491 | 715 |
| Davenport, Iowa | 6,442 | 3,167 | 3,275 | 2,368 | 1,185 | 1,183 | 3,074 | 1,513 | 1,561 | 1,000 | 469 | 531 |
| 1 month or less | 4 | 1 | 3 | 2 | | 2 | | | | 2 | 1 | 1 |
| 2 to 3 months | 80 | 35 | 45 | 61 | 26 | 35 | 13 | 6 | 7 | 6 | 3 | 3 |
| 4 to 5 months | 77 | 42 | 35 | 52 | 27 | 25 | 17 | 10 | 7 | 8 | 5 | 3 |
| 6 months or more | 6,281 | 3,089 | 3,192 | 2,258 | 1,132 | 1,121 | 3,044 | 1,497 | 1,547 | 984 | 460 | 524 |
| Dayton, Ohio | 14,418 | 7,149 | 7,269 | 5,392 | 2,657 | 2,735 | 6,911 | 3,430 | 3,481 | 2,115 | 1,062 | 1,053 |
| 1 month or less | 43 | 15 | 28 | 25 | 11 | 14 | 14 | 3 | 11 | 4 | 1 | 3 |
| 2 to 3 months | 122 | 50 | 72 | 71 | 30 | 41 | 30 | 11 | 19 | 21 | 9 | 12 |
| 4 to 5 months | 137 | 57 | 80 | 58 | 25 | 28 | 46 | 15 | 31 | 38 | 17 | 21 |
| 6 months or more | 14,116 | 7,027 | 7,089 | 5,243 | 2,591 | 2,652 | 6,821 | 3,401 | 3,420 | 2,052 | 1,035 | 1,017 |
| Denver, Colo | 23,240 | 11,234 | 12,006 | 7,901 | 3,917 | 3,984 | 10,414 | 5,126 | 5,288 | 4,925 | 2,191 | 2,734 |
| 1 month or less | 92 | 36 | 56 | 41 | 20 | 21 | 21 | 3 | 18 | 30 | 13 | 17 |
| 2 to 3 months | 375 | 182 | 193 | 209 | 96 | 113 | 86 | 41 | 45 | 80 | 45 | 35 |
| 4 to 5 months | 570 | 267 | 303 | 298 | 134 | 164 | 154 | 75 | 79 | 118 | 58 | 60 |
| 6 months or more | 22,203 | 10,749 | 11,454 | 7,353 | 3,667 | 3,686 | 10,153 | 5,007 | 5,146 | 4,697 | 2,075 | 2,622 |
| Des Moines, Iowa | 12,804 | 6,427 | 6,377 | 4,596 | 2,368 | 2,228 | 5,018 | 2,455 | 2,563 | 3,190 | 1,604 | 1,586 |
| 1 month or less | 46 | 17 | 29 | 20 | 8 | 12 | 11 | 4 | 7 | 15 | 5 | 10 |
| 2 to 3 months | 274 | 150 | 124 | 138 | 77 | 61 | 51 | 27 | 24 | 35 | 16 | 39 |
| 4 to 5 months | 335 | 203 | 132 | 111 | 64 | 47 | 76 | 44 | 32 | 148 | 95 | 53 |
| 6 months or more | 12,149 | 6,057 | 6,092 | 4,327 | 2,219 | 2,108 | 4,880 | 2,380 | 2,500 | 2,942 | 1,458 | 1,484 |
| Detroit, Mich | 48,126 | 24,282 | 23,844 | 18,554 | 9,502 | 9,052 | 23,633 | 11,900 | 11,733 | 5,989 | 2,880 | 3,059 |
| 1 month or less | 155 | 73 | 82 | 113 | 54 | 59 | 26 | 12 | 14 | 16 | 7 | 9 |
| 2 to 3 months | 696 | 356 | 340 | 561 | 300 | 261 | 87 | 29 | 58 | 48 | 27 | 21 |
| 4 to 5 months | 672 | 351 | 321 | 457 | 242 | 215 | 148 | 70 | 78 | 67 | 39 | 28 |
| 6 months or more | 46,603 | 23,502 | 23,101 | 17,423 | 8,906 | 8,517 | 23,372 | 11,789 | 11,583 | 5,808 | 2,807 | 3,001 |

SCHOOL ATTENDANCE.

TABLE 55.—TOTAL PERSONS ATTENDING SCHOOL DURING THE CENSUS YEAR, CLASSIFIED BY SEX, AGE PERIODS, AND MONTHS OF SCHOOL ATTENDANCE, FOR CITIES HAVING 25,000 INHABITANTS OR MORE: 1900—Continued.

| CITIES AND MONTHS OF SCHOOL ATTENDANCE. | ALL PERSONS. | | | UNDER 10 YEARS. | | | 10 TO 14 YEARS. | | | 15 YEARS AND OVER. | | |
|---|--------------|--------|---------------|-----------------|--------|---------------|-----------------|--------|---------------|--------------------|--------|---------------|
| | Total. | Males. | Fe- males. | Total. | Males. | Fe- males. | Total. | Males. | Fe- males. | Total. | Males. | Fe- males. |
| Dubuque, Iowa..... | 7,286 | 3,575 | 3,711 | 3,176 | 1,562 | 1,614 | 3,037 | 1,482 | 1,555 | 1,073 | 531 | 542 |
| 1 month or less..... | 19 | 8 | 11 | 15 | 4 | 11 | 4 | 4 | | | | |
| 2 to 3 months..... | 63 | 31 | 32 | 49 | 24 | 25 | 9 | 3 | 6 | 5 | 4 | 1 |
| 4 to 5 months..... | 87 | 35 | 52 | 53 | 20 | 33 | 25 | 11 | 14 | 9 | 4 | 5 |
| 6 months or more..... | 7,117 | 3,501 | 3,616 | 3,059 | 1,514 | 1,545 | 2,999 | 1,464 | 1,535 | 1,059 | 523 | 586 |
| Duluth, Minn..... | 9,885 | 4,748 | 5,137 | 4,265 | 2,106 | 2,159 | 4,159 | 2,023 | 2,136 | 1,461 | 619 | 842 |
| 1 month or less..... | 18 | 7 | 11 | 10 | 3 | 7 | 7 | 4 | 3 | 1 | | 1 |
| 2 to 3 months..... | 169 | 79 | 90 | 111 | 49 | 62 | 27 | 10 | 17 | 31 | 20 | 11 |
| 4 to 5 months..... | 223 | 119 | 104 | 125 | 70 | 55 | 47 | 25 | 22 | 51 | 24 | 27 |
| 6 months or more..... | 9,475 | 4,543 | 4,932 | 4,019 | 1,984 | 2,035 | 4,078 | 1,984 | 2,094 | 1,378 | 575 | 803 |
| Easton, Pa..... | 4,467 | 2,419 | 2,048 | 1,563 | 785 | 778 | 1,988 | 996 | 992 | 916 | 638 | 278 |
| 1 month or less..... | 27 | 16 | 11 | 18 | 12 | 6 | 4 | 1 | 3 | 5 | 3 | 2 |
| 2 to 3 months..... | 81 | 45 | 36 | 57 | 29 | 28 | 13 | 6 | 7 | 11 | 10 | 1 |
| 4 to 5 months..... | 99 | 53 | 46 | 59 | 33 | 26 | 29 | 13 | 16 | 11 | 4 | 7 |
| 6 months or more..... | 4,260 | 2,303 | 1,957 | 1,429 | 706 | 723 | 1,942 | 976 | 966 | 889 | 621 | 268 |
| East St. Louis, Ill..... | 4,566 | 2,184 | 2,382 | 1,836 | 918 | 968 | 2,201 | 1,069 | 1,132 | 479 | 197 | 282 |
| 1 month or less..... | 12 | 7 | 5 | 8 | 5 | 3 | 4 | 2 | 2 | | | |
| 2 to 3 months..... | 102 | 53 | 49 | 68 | 34 | 34 | 30 | 18 | 12 | 4 | 1 | 3 |
| 4 to 5 months..... | 193 | 91 | 102 | 138 | 62 | 71 | 49 | 23 | 26 | 11 | 6 | 5 |
| 6 months or more..... | 4,259 | 2,033 | 2,226 | 1,677 | 817 | 860 | 2,118 | 1,026 | 1,092 | 464 | 190 | 274 |
| Elizabeth, N. J..... | 8,625 | 4,290 | 4,335 | 3,231 | 1,636 | 1,605 | 4,293 | 2,144 | 2,149 | 1,041 | 460 | 581 |
| 1 month or less..... | 31 | 15 | 16 | 11 | 5 | 6 | 16 | 8 | 8 | 4 | 2 | 2 |
| 2 to 3 months..... | 78 | 40 | 38 | 52 | 26 | 26 | 22 | 13 | 9 | 4 | 1 | 3 |
| 4 to 5 months..... | 122 | 68 | 54 | 77 | 44 | 33 | 87 | 20 | 17 | 8 | 4 | 4 |
| 6 months or more..... | 8,394 | 4,167 | 4,227 | 3,151 | 1,611 | 1,540 | 4,218 | 2,103 | 2,115 | 1,025 | 458 | 572 |
| Elmira, N. Y..... | 5,630 | 2,735 | 2,895 | 1,779 | 835 | 894 | 2,620 | 1,325 | 1,295 | 1,231 | 525 | 706 |
| 1 month or less..... | 13 | 5 | 8 | 8 | 4 | 4 | 2 | | 2 | 3 | 1 | 2 |
| 2 to 3 months..... | 67 | 34 | 33 | 49 | 27 | 22 | 11 | 3 | 8 | 7 | 4 | 3 |
| 4 to 5 months..... | 93 | 46 | 47 | 42 | 20 | 22 | 21 | 8 | 13 | 30 | 18 | 12 |
| 6 months or more..... | 5,457 | 2,650 | 2,807 | 1,680 | 834 | 846 | 2,586 | 1,314 | 1,272 | 1,191 | 502 | 689 |
| Erie, Pa..... | 7,983 | 3,870 | 4,118 | 2,901 | 1,440 | 1,461 | 4,055 | 1,991 | 2,064 | 1,032 | 439 | 593 |
| 1 month or less..... | 31 | 12 | 19 | 24 | 10 | 14 | 4 | 2 | 2 | 3 | | 3 |
| 2 to 3 months..... | 85 | 33 | 52 | 66 | 27 | 39 | 11 | 5 | 6 | 8 | 1 | 7 |
| 4 to 5 months..... | 100 | 48 | 52 | 53 | 26 | 27 | 32 | 12 | 20 | 15 | 10 | 5 |
| 6 months or more..... | 7,772 | 3,777 | 3,995 | 2,758 | 1,377 | 1,381 | 4,008 | 1,972 | 2,036 | 1,006 | 428 | 578 |
| Evansville, Ind..... | 9,757 | 4,829 | 4,928 | 3,549 | 1,814 | 1,735 | 4,915 | 2,389 | 2,526 | 1,293 | 626 | 667 |
| 1 month or less..... | 15 | 6 | 9 | 4 | 3 | 1 | 9 | 2 | 7 | 2 | 1 | 1 |
| 2 to 3 months..... | 49 | 23 | 26 | 19 | 5 | 14 | 15 | 8 | 7 | 15 | 10 | 5 |
| 4 to 5 months..... | 152 | 81 | 71 | 87 | 47 | 40 | 44 | 24 | 20 | 21 | 10 | 11 |
| 6 months or more..... | 9,541 | 4,719 | 4,822 | 3,439 | 1,759 | 1,680 | 4,847 | 2,355 | 2,492 | 1,255 | 605 | 650 |
| Fall River, Mass..... | 16,980 | 8,441 | 8,539 | 6,986 | 3,575 | 3,411 | 8,622 | 4,241 | 4,381 | 1,372 | 625 | 747 |
| 1 month or less..... | 146 | 77 | 69 | 98 | 57 | 41 | 44 | 18 | 26 | 4 | 2 | 2 |
| 2 to 3 months..... | 283 | 139 | 149 | 135 | 98 | 87 | 80 | 33 | 47 | 23 | 8 | 15 |
| 4 to 5 months..... | 237 | 98 | 139 | 156 | 77 | 79 | 73 | 20 | 53 | 8 | 1 | 7 |
| 6 months or more..... | 16,309 | 8,127 | 8,182 | 6,547 | 3,343 | 3,204 | 8,425 | 4,170 | 4,255 | 1,337 | 614 | 723 |
| Fitchburg, Mass..... | 5,542 | 2,711 | 2,831 | 2,335 | 1,184 | 1,151 | 2,512 | 1,217 | 1,295 | 695 | 310 | 385 |
| 1 month or less..... | 19 | 10 | 9 | 12 | 7 | 5 | 5 | 3 | 2 | 2 | | 2 |
| 2 to 3 months..... | 103 | 43 | 60 | 76 | 35 | 41 | 20 | 5 | 15 | 7 | 3 | 4 |
| 4 to 5 months..... | 54 | 17 | 37 | 28 | 10 | 18 | 15 | 3 | 12 | 11 | 4 | 7 |
| 6 months or more..... | 5,366 | 2,641 | 2,725 | 2,219 | 1,132 | 1,087 | 2,472 | 1,206 | 1,266 | 675 | 303 | 372 |
| Fort Wayne, Ind..... | 8,356 | 4,049 | 4,307 | 3,034 | 1,507 | 1,577 | 4,067 | 2,014 | 2,053 | 1,205 | 528 | 677 |
| 1 month or less..... | 30 | 14 | 16 | 23 | 10 | 13 | 5 | 3 | 2 | 2 | 1 | 1 |
| 2 to 3 months..... | 171 | 90 | 81 | 138 | 73 | 65 | 22 | 13 | 9 | 11 | 4 | 7 |
| 4 to 5 months..... | 154 | 77 | 77 | 101 | 47 | 54 | 34 | 19 | 15 | 19 | 11 | 8 |
| 6 months or more..... | 8,001 | 3,868 | 4,133 | 2,822 | 1,377 | 1,445 | 4,006 | 1,979 | 2,027 | 1,173 | 512 | 661 |
| Fort Worth, Tex..... | 4,072 | 1,897 | 2,175 | 1,030 | 514 | 566 | 2,138 | 1,016 | 1,122 | 854 | 367 | 487 |
| 1 month or less..... | 29 | 17 | 12 | 14 | 7 | 7 | 7 | 4 | 3 | 8 | 6 | 2 |
| 2 to 3 months..... | 179 | 94 | 85 | 65 | 35 | 30 | 70 | 31 | 39 | 44 | 28 | 16 |
| 4 to 5 months..... | 212 | 100 | 112 | 62 | 29 | 33 | 97 | 43 | 49 | 53 | 23 | 30 |
| 6 months or more..... | 3,652 | 1,686 | 1,966 | 939 | 443 | 496 | 1,964 | 933 | 1,031 | 749 | 310 | 439 |
| Galveston, Tex..... | 5,634 | 2,638 | 2,946 | 1,636 | 815 | 821 | 3,019 | 1,437 | 1,582 | 979 | 436 | 543 |
| 1 month or less..... | 24 | 13 | 11 | 8 | 4 | 4 | 7 | 5 | 2 | 9 | 4 | 5 |
| 2 to 3 months..... | 106 | 55 | 51 | 58 | 29 | 29 | 31 | 19 | 12 | 17 | 7 | 10 |
| 4 to 5 months..... | 188 | 90 | 98 | 81 | 40 | 41 | 67 | 29 | 38 | 40 | 21 | 19 |
| 6 months or more..... | 5,316 | 2,530 | 2,786 | 1,489 | 742 | 747 | 2,914 | 1,384 | 1,530 | 913 | 404 | 509 |

TABLE 55.—TOTAL PERSONS ATTENDING SCHOOL DURING THE CENSUS YEAR, CLASSIFIED BY SEX, AGE PERIODS, AND MONTHS OF SCHOOL ATTENDANCE, FOR CITIES HAVING 25,000 INHABITANTS OR MORE: 1900—Continued.

| CITIES AND MONTHS OF SCHOOL ATTENDANCE. | ALL PERSONS. | | | UNDER 10 YEARS. | | | 10 TO 14 YEARS. | | | 15 YEARS AND OVER. | | |
|---|--------------|--------|---------------|-----------------|--------|---------------|-----------------|--------|---------------|--------------------|--------|---------------|
| | Total. | Males. | Fe- males. | Total. | Males. | Fe- males. | Total. | Males. | Fe- males. | Total. | Males. | Fe- males. |
| Gloucester, Mass..... | 4,518 | 2,228 | 2,290 | 1,815 | 905 | 910 | 2,000 | 964 | 1,036 | 703 | 359 | 344 |
| 1 month or less..... | 11 | 7 | 4 | 2 | 1 | 1 | 5 | 3 | 2 | 4 | 3 | 1 |
| 2 to 3 months..... | 79 | 45 | 34 | 70 | 40 | 30 | 2 | 1 | 1 | 7 | 4 | 3 |
| 4 to 5 months..... | 182 | 85 | 97 | 87 | 45 | 42 | 72 | 34 | 38 | 23 | 6 | 17 |
| 6 months or more..... | 4,246 | 2,091 | 2,155 | 1,656 | 819 | 837 | 1,921 | 926 | 995 | 669 | 346 | 323 |
| Grand Rapids, Mich..... | 16,483 | 7,976 | 8,507 | 6,345 | 3,113 | 3,232 | 7,620 | 3,734 | 3,886 | 2,518 | 1,129 | 1,389 |
| 1 month or less..... | 35 | 15 | 20 | 23 | 10 | 13 | 10 | 4 | 6 | 2 | 1 | 1 |
| 2 to 3 months..... | 134 | 60 | 74 | 83 | 45 | 38 | 22 | 4 | 18 | 29 | 11 | 18 |
| 4 to 5 months..... | 181 | 73 | 108 | 109 | 52 | 57 | 35 | 8 | 27 | 37 | 13 | 24 |
| 6 months or more..... | 16,133 | 7,828 | 8,305 | 6,180 | 3,006 | 3,174 | 7,553 | 3,718 | 3,835 | 2,450 | 1,104 | 1,346 |
| Harrisburg, Pa..... | 8,195 | 4,032 | 4,163 | 3,014 | 1,504 | 1,510 | 4,036 | 1,936 | 2,050 | 1,145 | 542 | 602 |
| 1 month or less..... | 35 | 13 | 22 | 23 | 7 | 16 | 8 | 4 | 4 | 4 | 2 | 2 |
| 2 to 3 months..... | 90 | 42 | 48 | 70 | 31 | 39 | 15 | 7 | 8 | 5 | 4 | 1 |
| 4 to 5 months..... | 150 | 67 | 83 | 99 | 42 | 57 | 29 | 15 | 14 | 22 | 10 | 12 |
| 6 months or more..... | 7,920 | 3,910 | 4,010 | 2,822 | 1,424 | 1,398 | 3,984 | 1,960 | 2,024 | 1,114 | 526 | 558 |
| Hartford, Conn..... | 13,063 | 6,687 | 6,376 | 5,494 | 2,837 | 2,657 | 5,450 | 2,755 | 2,695 | 2,119 | 1,095 | 1,024 |
| 1 month or less..... | 25 | 13 | 12 | 20 | 11 | 9 | 4 | 2 | 2 | 1 | 1 | 1 |
| 2 to 3 months..... | 114 | 58 | 56 | 95 | 50 | 45 | 10 | 4 | 6 | 9 | 4 | 5 |
| 4 to 5 months..... | 138 | 64 | 74 | 94 | 47 | 47 | 30 | 12 | 18 | 14 | 5 | 5 |
| 6 months or more..... | 12,786 | 6,552 | 6,234 | 5,285 | 2,729 | 2,556 | 5,406 | 2,737 | 2,669 | 2,095 | 1,036 | 1,009 |
| Haverhill, Mass..... | 6,174 | 3,001 | 3,173 | 2,437 | 1,231 | 1,206 | 2,682 | 1,293 | 1,384 | 1,055 | 472 | 583 |
| 1 month or less..... | 11 | 5 | 6 | 6 | 3 | 3 | 2 | 1 | 1 | 3 | 1 | 2 |
| 2 to 3 months..... | 59 | 32 | 27 | 45 | 24 | 21 | 9 | 5 | 4 | 5 | 3 | 2 |
| 4 to 5 months..... | 116 | 45 | 73 | 80 | 30 | 50 | 25 | 6 | 19 | 11 | 7 | 4 |
| 6 months or more..... | 5,938 | 2,921 | 3,067 | 2,306 | 1,174 | 1,132 | 2,646 | 1,236 | 1,360 | 1,036 | 461 | 575 |
| Hoboken, N. J..... | 9,582 | 4,772 | 4,810 | 3,788 | 1,913 | 1,875 | 4,854 | 2,432 | 2,422 | 940 | 427 | 513 |
| 1 month or less..... | 16 | 8 | 8 | 7 | 3 | 4 | 4 | 3 | 1 | 5 | 2 | 3 |
| 2 to 3 months..... | 74 | 41 | 33 | 61 | 36 | 25 | 10 | 4 | 6 | 3 | 1 | 2 |
| 4 to 5 months..... | 280 | 147 | 133 | 209 | 108 | 101 | 62 | 34 | 28 | 9 | 5 | 4 |
| 6 months or more..... | 9,212 | 4,576 | 4,636 | 3,511 | 1,766 | 1,745 | 4,778 | 2,391 | 2,387 | 923 | 419 | 504 |
| Holyoke, Mass..... | 7,667 | 3,738 | 3,929 | 2,869 | 1,444 | 1,425 | 3,853 | 1,903 | 1,950 | 945 | 441 | 501 |
| 1 month or less..... | 29 | 13 | 16 | 23 | 10 | 13 | 8 | 2 | 1 | 8 | 1 | 2 |
| 2 to 3 months..... | 89 | 46 | 43 | 69 | 37 | 32 | 14 | 7 | 7 | 6 | 2 | 4 |
| 4 to 5 months..... | 85 | 28 | 57 | 58 | 19 | 39 | 19 | 4 | 15 | 8 | 5 | 3 |
| 6 months or more..... | 7,464 | 3,701 | 3,763 | 2,719 | 1,378 | 1,341 | 3,817 | 1,890 | 1,927 | 923 | 433 | 493 |
| Honolulu, Hawaii..... | 5,564 | 3,042 | 2,522 | 2,253 | 1,165 | 1,088 | 2,428 | 1,312 | 1,116 | 833 | 565 | 318 |
| 1 month or less..... | 21 | 11 | 10 | 15 | 8 | 7 | 5 | 3 | 2 | 1 | 1 | 1 |
| 2 to 3 months..... | 189 | 101 | 88 | 124 | 67 | 57 | 53 | 26 | 27 | 12 | 8 | 4 |
| 4 to 5 months..... | 704 | 366 | 338 | 353 | 173 | 180 | 277 | 153 | 124 | 69 | 35 | 34 |
| 6 months or more..... | 4,650 | 2,564 | 2,086 | 1,756 | 912 | 844 | 2,093 | 1,130 | 963 | 801 | 522 | 279 |
| Houston, Tex..... | 6,305 | 2,988 | 3,317 | 1,543 | 794 | 749 | 3,457 | 1,652 | 1,805 | 1,305 | 542 | 763 |
| 1 month or less..... | 56 | 28 | 28 | 16 | 9 | 7 | 22 | 10 | 12 | 18 | 9 | 9 |
| 2 to 3 months..... | 135 | 84 | 101 | 64 | 28 | 36 | 34 | 37 | 47 | 37 | 19 | 18 |
| 4 to 5 months..... | 247 | 117 | 130 | 83 | 44 | 39 | 115 | 50 | 65 | 49 | 23 | 26 |
| 6 months or more..... | 5,817 | 2,759 | 3,058 | 1,380 | 713 | 667 | 3,236 | 1,555 | 1,681 | 1,201 | 491 | 710 |
| Indianapolis, Ind..... | 27,127 | 13,252 | 13,875 | 9,335 | 4,827 | 4,508 | 12,953 | 6,324 | 6,629 | 4,839 | 2,101 | 2,738 |
| 1 month or less..... | 117 | 33 | 84 | 37 | 14 | 23 | 22 | 7 | 15 | 58 | 12 | 46 |
| 2 to 3 months..... | 360 | 161 | 199 | 203 | 108 | 100 | 74 | 23 | 51 | 78 | 30 | 48 |
| 4 to 5 months..... | 548 | 264 | 284 | 285 | 149 | 136 | 157 | 67 | 90 | 106 | 43 | 58 |
| 6 months or more..... | 26,102 | 12,794 | 13,308 | 8,805 | 4,556 | 4,249 | 12,700 | 6,227 | 6,473 | 4,597 | 2,011 | 2,586 |
| Jackson, Mich..... | 3,754 | 1,832 | 1,922 | 1,140 | 574 | 566 | 1,851 | 895 | 956 | 763 | 363 | 400 |
| 1 month or less..... | 7 | 1 | 6 | 3 | 1 | 2 | 2 | 1 | 1 | 2 | 1 | 2 |
| 2 to 3 months..... | 31 | 12 | 19 | 15 | 8 | 7 | 9 | 2 | 7 | 7 | 2 | 5 |
| 4 to 5 months..... | 32 | 13 | 19 | 11 | 6 | 5 | 8 | 1 | 7 | 13 | 6 | 7 |
| 6 months or more..... | 3,684 | 1,806 | 1,878 | 1,111 | 560 | 551 | 1,832 | 891 | 941 | 741 | 355 | 386 |
| Jacksonville, Fla..... | 4,023 | 1,847 | 2,176 | 1,077 | 504 | 573 | 2,103 | 1,010 | 1,093 | 843 | 333 | 510 |
| 1 month or less..... | 7 | 4 | 3 | 2 | 2 | 2 | 4 | 1 | 3 | 1 | 1 | 1 |
| 2 to 3 months..... | 107 | 52 | 55 | 38 | 17 | 21 | 50 | 27 | 23 | 19 | 8 | 11 |
| 4 to 5 months..... | 378 | 174 | 204 | 136 | 58 | 78 | 176 | 85 | 91 | 66 | 31 | 35 |
| 6 months or more..... | 3,531 | 1,617 | 1,914 | 901 | 427 | 474 | 1,873 | 897 | 976 | 757 | 293 | 464 |
| Jersey City, N. J..... | 32,974 | 16,141 | 16,833 | 13,496 | 6,752 | 6,744 | 16,351 | 8,054 | 8,297 | 3,127 | 1,335 | 1,792 |
| 1 month or less..... | 74 | 44 | 30 | 53 | 29 | 24 | 9 | 6 | 3 | 12 | 9 | 3 |
| 2 to 3 months..... | 339 | 158 | 181 | 271 | 127 | 144 | 46 | 19 | 27 | 22 | 12 | 10 |
| 4 to 5 months..... | 703 | 357 | 346 | 466 | 239 | 227 | 197 | 99 | 98 | 40 | 19 | 21 |
| 6 months or more..... | 31,858 | 15,582 | 16,276 | 12,706 | 6,357 | 6,349 | 16,099 | 7,930 | 8,169 | 3,053 | 1,295 | 1,758 |

SCHOOL ATTENDANCE.

TABLE 55.—TOTAL PERSONS ATTENDING SCHOOL DURING THE CENSUS YEAR, CLASSIFIED BY SEX, AGE PERIODS, AND MONTHS OF SCHOOL ATTENDANCE, FOR CITIES HAVING 25,000 INHABITANTS OR MORE: 1900—Continued.

| CITIES AND MONTHS OF SCHOOL ATTENDANCE. | ALL PERSONS. | | | UNDER 10 YEARS. | | | 10 TO 14 YEARS. | | | 15 YEARS AND OVER. | | |
|---|--------------|--------|-----------|-----------------|--------|-----------|-----------------|--------|-----------|--------------------|--------|-----------|
| | Total. | Males. | Fe-males. | Total. | Males. | Fe-males. | Total. | Males. | Fe-males. | Total. | Males. | Fe-males. |
| Johnstown, Pa. | 5,557 | 2,608 | 2,949 | 1,925 | 950 | 975 | 2,880 | 1,373 | 1,507 | 752 | 285 | 467 |
| 1 month or less | 20 | 8 | 12 | 10 | 5 | 5 | 6 | 2 | 4 | 4 | 1 | 3 |
| 2 to 3 months | 81 | 39 | 42 | 40 | 23 | 17 | 25 | 10 | 15 | 16 | 6 | 10 |
| 4 to 5 months | 139 | 72 | 67 | 60 | 32 | 28 | 53 | 25 | 28 | 26 | 15 | 11 |
| 6 months or more | 5,317 | 2,489 | 2,823 | 1,815 | 890 | 925 | 2,796 | 1,336 | 1,460 | 706 | 263 | 443 |
| Joliet, Ill. | 5,394 | 2,618 | 2,776 | 1,956 | 975 | 981 | 2,623 | 1,300 | 1,323 | 815 | 343 | 472 |
| 1 month or less | 9 | 4 | 5 | 6 | 2 | 4 | 2 | 1 | 1 | 1 | 1 | — |
| 2 to 3 months | 65 | 35 | 30 | 42 | 22 | 20 | 12 | 7 | 5 | 11 | 6 | 5 |
| 4 to 5 months | 98 | 54 | 44 | 59 | 30 | 29 | 22 | 10 | 12 | 17 | 14 | 3 |
| 6 months or more | 5,222 | 2,525 | 2,697 | 1,849 | 921 | 928 | 2,587 | 1,282 | 1,305 | 786 | 322 | 464 |
| Joplin, Mo. | 4,279 | 2,095 | 2,184 | 1,597 | 808 | 789 | 2,008 | 973 | 1,035 | 674 | 314 | 360 |
| 1 month or less | 112 | 53 | 59 | 56 | 27 | 29 | 42 | 18 | 24 | 14 | 8 | 6 |
| 2 to 3 months | 335 | 169 | 166 | 133 | 61 | 77 | 150 | 89 | 61 | 47 | 19 | 23 |
| 4 to 5 months | 372 | 176 | 196 | 133 | 71 | 62 | 169 | 77 | 92 | 70 | 28 | 42 |
| 6 months or more | 3,460 | 1,697 | 1,763 | 1,270 | 649 | 621 | 1,647 | 789 | 858 | 543 | 259 | 284 |
| Kansas City, Kans. | 9,067 | 4,382 | 4,685 | 3,106 | 1,564 | 1,542 | 4,482 | 2,185 | 2,297 | 1,479 | 633 | 846 |
| 1 month or less | 94 | 37 | 57 | 26 | 10 | 16 | 31 | 16 | 15 | 37 | 11 | 26 |
| 2 to 3 months | 216 | 106 | 110 | 112 | 48 | 64 | 75 | 43 | 32 | 29 | 15 | 14 |
| 4 to 5 months | 436 | 223 | 213 | 201 | 115 | 86 | 173 | 79 | 94 | 62 | 29 | 33 |
| 6 months or more | 8,321 | 4,016 | 4,305 | 2,767 | 1,391 | 1,376 | 4,203 | 2,047 | 2,156 | 1,351 | 578 | 773 |
| Kansas City, Mo. | 25,708 | 12,096 | 13,612 | 8,187 | 4,007 | 4,180 | 12,230 | 5,909 | 6,321 | 5,291 | 2,180 | 3,111 |
| 1 month or less | 175 | 74 | 101 | 80 | 38 | 42 | 44 | 23 | 21 | 51 | 13 | 38 |
| 2 to 3 months | 589 | 264 | 325 | 311 | 134 | 177 | 191 | 88 | 103 | 97 | 42 | 55 |
| 4 to 5 months | 780 | 373 | 415 | 303 | 151 | 152 | 316 | 142 | 174 | 171 | 82 | 89 |
| 6 months or more | 24,144 | 11,383 | 12,761 | 7,493 | 3,684 | 3,809 | 11,679 | 5,656 | 6,023 | 4,972 | 2,043 | 2,929 |
| Knoxville, Tenn. | 5,200 | 2,532 | 2,668 | 1,555 | 756 | 799 | 2,471 | 1,198 | 1,273 | 1,174 | 578 | 596 |
| 1 month or less | 11 | 1 | 10 | 5 | — | 5 | 1 | — | 1 | 5 | 1 | 4 |
| 2 to 3 months | 119 | 57 | 62 | 57 | 24 | 33 | 40 | 21 | 19 | 22 | 12 | 10 |
| 4 to 5 months | 206 | 97 | 109 | 87 | 36 | 51 | 80 | 42 | 38 | 39 | 19 | 20 |
| 6 months or more | 4,864 | 2,377 | 2,487 | 1,406 | 695 | 710 | 2,350 | 1,135 | 1,215 | 1,108 | 546 | 562 |
| La Crosse, Wis. | 5,917 | 2,947 | 2,970 | 2,016 | 1,080 | 936 | 2,946 | 1,465 | 1,481 | 955 | 452 | 503 |
| 1 month or less | 11 | 7 | 4 | 8 | 6 | 2 | — | — | — | 3 | 1 | 2 |
| 2 to 3 months | 76 | 32 | 44 | 64 | 25 | 39 | 4 | 3 | 1 | 8 | 4 | 4 |
| 4 to 5 months | 60 | 30 | 30 | 33 | 18 | 15 | 10 | 5 | 5 | 17 | 7 | 10 |
| 6 months or more | 5,770 | 2,878 | 2,892 | 1,911 | 981 | 930 | 2,932 | 1,457 | 1,475 | 927 | 440 | 487 |
| Lancaster, Pa. | 5,658 | 2,768 | 2,890 | 1,905 | 902 | 1,003 | 2,975 | 1,446 | 1,529 | 778 | 420 | 358 |
| 1 month or less | 21 | 11 | 10 | 10 | 5 | 5 | 8 | 3 | 5 | 3 | 3 | — |
| 2 to 3 months | 41 | 18 | 23 | 28 | 8 | 20 | 5 | 4 | 1 | 8 | 6 | 2 |
| 4 to 5 months | 72 | 39 | 33 | 30 | 16 | 14 | 23 | 14 | 14 | 14 | 9 | 5 |
| 6 months or more | 5,524 | 2,700 | 2,824 | 1,837 | 873 | 964 | 2,934 | 1,425 | 1,509 | 753 | 402 | 351 |
| Lawrence, Mass. | 9,459 | 4,774 | 4,685 | 3,958 | 2,034 | 1,924 | 4,437 | 2,247 | 2,190 | 1,064 | 493 | 571 |
| 1 month or less | 38 | 21 | 17 | 16 | 9 | 7 | 16 | 9 | 7 | 6 | 3 | 3 |
| 2 to 3 months | 90 | 47 | 43 | 59 | 27 | 32 | 22 | 13 | 9 | 9 | 7 | 2 |
| 4 to 5 months | 111 | 47 | 64 | 68 | 33 | 35 | 29 | 10 | 19 | 14 | 4 | 10 |
| 6 months or more | 9,220 | 4,659 | 4,561 | 3,815 | 1,965 | 1,850 | 4,370 | 2,215 | 2,155 | 1,035 | 479 | 556 |
| Lexington, Ky. | 3,728 | 1,782 | 1,946 | 704 | 371 | 333 | 1,935 | 887 | 1,048 | 1,039 | 524 | 565 |
| 1 month or less | 16 | 8 | 8 | 2 | 1 | 1 | 5 | 3 | 2 | 9 | 4 | 5 |
| 2 to 3 months | 63 | 30 | 33 | 17 | 8 | 9 | 27 | 12 | 15 | 19 | 10 | 9 |
| 4 to 5 months | 127 | 68 | 59 | 28 | 15 | 13 | 56 | 25 | 31 | 43 | 28 | 15 |
| 6 months or more | 3,522 | 1,676 | 1,846 | 657 | 347 | 310 | 1,847 | 847 | 1,000 | 1,018 | 482 | 536 |
| Lincoln, Nebr. | 9,440 | 4,990 | 4,450 | 2,645 | 1,346 | 1,299 | 3,355 | 1,649 | 1,706 | 3,440 | 1,995 | 1,445 |
| 1 month or less | 22 | 8 | 14 | 10 | 2 | 8 | 5 | 2 | 3 | 7 | 4 | 3 |
| 2 to 3 months | 101 | 54 | 47 | 58 | 29 | 29 | 15 | 8 | 7 | 28 | 17 | 11 |
| 4 to 5 months | 389 | 204 | 185 | 176 | 102 | 74 | 138 | 69 | 69 | 75 | 33 | 42 |
| 6 months or more | 8,928 | 4,724 | 4,204 | 2,401 | 1,213 | 1,188 | 3,197 | 1,570 | 1,627 | 3,330 | 1,941 | 1,389 |
| Little Rock, Ark. | 6,131 | 2,863 | 3,268 | 1,778 | 901 | 877 | 3,067 | 1,428 | 1,639 | 1,286 | 534 | 752 |
| 1 month or less | 37 | 15 | 22 | 16 | 6 | 10 | 13 | 5 | 8 | 8 | 4 | 4 |
| 2 to 3 months | 238 | 121 | 117 | 97 | 42 | 55 | 90 | 50 | 40 | 51 | 29 | 22 |
| 4 to 5 months | 284 | 137 | 147 | 113 | 61 | 52 | 116 | 56 | 60 | 55 | 20 | 35 |
| 6 months or more | 5,572 | 2,590 | 2,982 | 1,562 | 792 | 760 | 2,848 | 1,317 | 1,531 | 1,172 | 481 | 631 |
| Los Angeles, Cal. | 18,273 | 8,454 | 9,819 | 6,487 | 3,142 | 3,345 | 7,828 | 3,706 | 4,122 | 3,958 | 1,606 | 2,352 |
| 1 month or less | 87 | 41 | 46 | 52 | 24 | 28 | 19 | 8 | 11 | 16 | 9 | 7 |
| 2 to 3 months | 415 | 185 | 230 | 216 | 107 | 109 | 112 | 45 | 67 | 87 | 33 | 54 |
| 4 to 5 months | 562 | 246 | 316 | 234 | 104 | 130 | 176 | 81 | 95 | 152 | 61 | 91 |
| 6 months or more | 17,209 | 7,982 | 9,227 | 5,985 | 2,907 | 3,078 | 7,521 | 3,572 | 3,949 | 3,703 | 1,503 | 2,200 |

STATISTICS OF POPULATION.

TABLE 55.—TOTAL PERSONS ATTENDING SCHOOL DURING THE CENSUS YEAR, CLASSIFIED BY SEX, AGE PERIODS AND MONTHS OF SCHOOL ATTENDANCE, FOR CITIES HAVING 25,000 INHABITANTS OR MORE: 1900—Continued.

| CITIES AND MONTHS OF SCHOOL ATTENDANCE. | ALL PERSONS. | | | UNDER 10 YEARS. | | | 10 TO 14 YEARS. | | | 15 YEARS AND OVER. | | |
|---|--------------|--------|-----------|-----------------|--------|-----------|-----------------|--------|-----------|--------------------|--------|-----------|
| | Total. | Males. | Fe-males. | Total. | Males. | Fe-males. | Total. | Males. | Fe-males. | Total. | Males. | Fe-males. |
| Louisville, Ky | 30,328 | 14,926 | 15,402 | 10,177 | 5,143 | 5,034 | 15,436 | 7,566 | 7,870 | 4,715 | 2,217 | 2,498 |
| 1 month or less | 134 | 61 | 73 | 69 | 36 | 33 | 43 | 16 | 27 | 22 | 9 | 13 |
| 2 to 3 months | 425 | 210 | 215 | 215 | 101 | 114 | 141 | 75 | 66 | 69 | 34 | 35 |
| 4 to 5 months | 763 | 374 | 389 | 254 | 133 | 121 | 363 | 174 | 189 | 146 | 67 | 79 |
| 6 months or more | 29,006 | 14,281 | 14,725 | 9,639 | 4,873 | 4,766 | 14,889 | 7,301 | 7,588 | 4,478 | 2,107 | 2,371 |
| Lowell, Mass | 14,339 | 6,992 | 7,347 | 5,961 | 3,002 | 2,959 | 6,665 | 3,223 | 3,442 | 1,713 | 767 | 946 |
| 1 month or less | 85 | 38 | 47 | 49 | 24 | 25 | 19 | 11 | 8 | 17 | 3 | 14 |
| 2 to 3 months | 203 | 100 | 103 | 148 | 75 | 73 | 40 | 17 | 23 | 15 | 8 | 7 |
| 4 to 5 months | 214 | 107 | 107 | 139 | 77 | 62 | 53 | 21 | 32 | 22 | 9 | 13 |
| 6 months or more | 13,837 | 6,747 | 7,090 | 5,625 | 2,826 | 2,799 | 6,553 | 3,174 | 3,379 | 1,659 | 747 | 912 |
| Lynn, Mass | 11,201 | 5,420 | 5,781 | 4,685 | 2,319 | 2,366 | 4,811 | 2,374 | 2,437 | 1,705 | 727 | 978 |
| 1 month or less | 34 | 18 | 16 | 15 | 11 | 4 | 2 | 2 | 2 | 17 | 7 | 10 |
| 2 to 3 months | 164 | 76 | 88 | 140 | 67 | 73 | 15 | 6 | 9 | 9 | 3 | 6 |
| 4 to 5 months | 111 | 48 | 63 | 61 | 29 | 32 | 32 | 11 | 21 | 18 | 8 | 10 |
| 6 months or more | 10,892 | 5,278 | 5,614 | 4,469 | 2,212 | 2,257 | 4,762 | 2,357 | 2,405 | 1,661 | 709 | 952 |
| McKeesport, Pa | 6,197 | 3,004 | 3,193 | 2,443 | 1,183 | 1,260 | 3,070 | 1,549 | 1,521 | 684 | 272 | 412 |
| 1 month or less | 20 | 14 | 6 | 15 | 11 | 4 | 4 | 3 | 1 | 1 | 1 | 1 |
| 2 to 3 months | 66 | 25 | 41 | 36 | 13 | 23 | 18 | 10 | 8 | 12 | 2 | 10 |
| 4 to 5 months | 100 | 45 | 55 | 45 | 24 | 21 | 39 | 15 | 24 | 16 | 6 | 10 |
| 6 months or more | 6,011 | 2,920 | 3,091 | 2,347 | 1,185 | 1,212 | 3,009 | 1,521 | 1,488 | 655 | 264 | 391 |
| Malden, Mass | 6,858 | 3,074 | 3,284 | 2,538 | 1,251 | 1,287 | 2,693 | 1,310 | 1,383 | 1,127 | 513 | 614 |
| 1 month or less | 14 | 5 | 9 | 8 | 3 | 5 | 3 | 1 | 2 | 3 | 1 | 2 |
| 2 to 3 months | 133 | 63 | 70 | 119 | 53 | 61 | 6 | 3 | 3 | 8 | 2 | 6 |
| 4 to 5 months | 79 | 31 | 48 | 52 | 25 | 27 | 19 | 4 | 15 | 8 | 2 | 6 |
| 6 months or more | 6,132 | 2,975 | 3,157 | 2,359 | 1,165 | 1,194 | 2,665 | 1,302 | 1,363 | 1,108 | 508 | 600 |
| Manchester, N. H. | 8,207 | 4,194 | 4,013 | 3,140 | 1,633 | 1,507 | 3,976 | 2,020 | 1,956 | 1,091 | 541 | 550 |
| 1 month or less | 42 | 22 | 20 | 19 | 9 | 10 | 18 | 9 | 9 | 5 | 4 | 1 |
| 2 to 3 months | 159 | 83 | 76 | 98 | 57 | 41 | 40 | 16 | 24 | 21 | 10 | 11 |
| 4 to 5 months | 156 | 83 | 73 | 55 | 28 | 27 | 81 | 40 | 41 | 20 | 15 | 5 |
| 6 months or more | 7,850 | 4,006 | 3,844 | 2,968 | 1,539 | 1,429 | 3,837 | 1,955 | 1,882 | 1,045 | 512 | 533 |
| Memphis, Tenn | 12,923 | 6,174 | 6,749 | 3,845 | 1,987 | 1,858 | 6,900 | 3,291 | 3,609 | 2,178 | 896 | 1,282 |
| 1 month or less | 397 | 198 | 199 | 76 | 36 | 40 | 135 | 72 | 63 | 136 | 90 | 96 |
| 2 to 3 months | 389 | 205 | 184 | 164 | 93 | 71 | 177 | 90 | 87 | 48 | 22 | 26 |
| 4 to 5 months | 360 | 456 | 404 | 367 | 206 | 161 | 406 | 208 | 198 | 87 | 42 | 45 |
| 6 months or more | 11,277 | 5,315 | 5,962 | 3,233 | 1,652 | 1,586 | 6,182 | 2,921 | 3,261 | 1,857 | 742 | 1,115 |
| Milwaukee, Wis | 55,007 | 27,594 | 27,413 | 23,472 | 11,799 | 11,673 | 26,085 | 12,988 | 13,097 | 5,450 | 2,807 | 2,643 |
| 1 month or less | 217 | 103 | 114 | 177 | 85 | 92 | 18 | 6 | 12 | 22 | 12 | 10 |
| 2 to 3 months | 324 | 402 | 422 | 650 | 329 | 321 | 99 | 45 | 54 | 65 | 28 | 37 |
| 4 to 5 months | 818 | 377 | 441 | 567 | 264 | 303 | 166 | 74 | 92 | 85 | 39 | 46 |
| 6 months or more | 53,148 | 26,712 | 26,436 | 22,068 | 11,121 | 10,947 | 25,802 | 12,863 | 12,939 | 5,278 | 2,728 | 2,550 |
| Minneapolis, Minn | 37,462 | 18,617 | 18,845 | 12,912 | 6,476 | 6,436 | 17,077 | 8,497 | 8,580 | 7,473 | 3,644 | 3,829 |
| 1 month or less | 180 | 59 | 71 | 78 | 37 | 41 | 24 | 12 | 12 | 28 | 10 | 18 |
| 2 to 3 months | 725 | 364 | 361 | 550 | 277 | 273 | 77 | 32 | 45 | 98 | 55 | 43 |
| 4 to 5 months | 596 | 296 | 300 | 268 | 135 | 133 | 143 | 64 | 79 | 185 | 97 | 88 |
| 6 months or more | 36,011 | 17,898 | 18,113 | 12,016 | 6,027 | 5,989 | 16,833 | 8,389 | 8,444 | 7,162 | 3,452 | 3,680 |
| Mobile, Ala | 5,197 | 2,422 | 2,775 | 1,694 | 787 | 847 | 2,797 | 1,343 | 1,454 | 766 | 292 | 474 |
| 1 month or less | 42 | 19 | 23 | 18 | 10 | 8 | 18 | 8 | 10 | 6 | 1 | 5 |
| 2 to 3 months | 111 | 51 | 60 | 59 | 27 | 32 | 39 | 19 | 20 | 13 | 5 | 8 |
| 4 to 5 months | 204 | 106 | 98 | 81 | 48 | 33 | 110 | 52 | 58 | 13 | 6 | 7 |
| 6 months or more | 4,840 | 2,246 | 2,594 | 1,476 | 702 | 774 | 2,630 | 1,264 | 1,366 | 734 | 280 | 454 |
| Montgomery, Ala | 4,241 | 1,928 | 2,313 | 1,171 | 578 | 593 | 2,163 | 991 | 1,172 | 907 | 359 | 548 |
| 1 month or less | 38 | 14 | 24 | 10 | 1 | 9 | 20 | 11 | 9 | 3 | 2 | 6 |
| 2 to 3 months | 210 | 99 | 111 | 88 | 51 | 37 | 92 | 36 | 56 | 30 | 12 | 18 |
| 4 to 5 months | 235 | 100 | 135 | 80 | 42 | 38 | 107 | 47 | 60 | 43 | 11 | 37 |
| 6 months or more | 3,753 | 1,715 | 2,043 | 993 | 484 | 509 | 1,944 | 897 | 1,047 | 821 | 334 | 487 |
| Nashville, Tenn | 12,942 | 6,113 | 6,829 | 3,395 | 1,698 | 1,697 | 6,528 | 3,117 | 3,411 | 3,019 | 1,298 | 1,721 |
| 1 month or less | 41 | 18 | 23 | 22 | 9 | 13 | 9 | 3 | 6 | 10 | 6 | 4 |
| 2 to 3 months | 237 | 125 | 112 | 103 | 56 | 47 | 83 | 45 | 38 | 51 | 24 | 27 |
| 4 to 5 months | 503 | 237 | 266 | 198 | 92 | 101 | 176 | 86 | 90 | 134 | 59 | 75 |
| 6 months or more | 12,161 | 5,733 | 6,428 | 3,077 | 1,541 | 1,536 | 6,260 | 2,983 | 3,277 | 2,824 | 1,209 | 1,613 |
| Newark, N. J | 38,545 | 19,040 | 19,505 | 16,773 | 8,370 | 8,403 | 18,332 | 9,030 | 9,302 | 3,440 | 1,640 | 1,800 |
| 1 month or less | 97 | 44 | 53 | 62 | 26 | 36 | 23 | 13 | 10 | 12 | 5 | 7 |
| 2 to 3 months | 406 | 187 | 219 | 311 | 139 | 172 | 64 | 33 | 31 | 31 | 15 | 16 |
| 4 to 5 months | 580 | 282 | 298 | 415 | 209 | 206 | 123 | 55 | 68 | 42 | 18 | 24 |
| 6 months or more | 37,462 | 18,527 | 18,935 | 15,985 | 7,996 | 7,989 | 18,122 | 8,929 | 9,193 | 3,355 | 1,602 | 1,753 |

SCHOOL ATTENDANCE.

TABLE 55.—TOTAL PERSONS ATTENDING SCHOOL DURING THE CENSUS YEAR, CLASSIFIED BY SEX, AGE PERIODS, AND MONTHS OF SCHOOL ATTENDANCE, FOR CITIES HAVING 25,000 INHABITANTS OR MORE: 1900—Continued.

| CITIES AND MONTHS OF SCHOOL ATTENDANCE. | ALL PERSONS. | | | UNDER 10 YEARS. | | | 10 TO 14 YEARS. | | | 15 YEARS AND OVER. | | |
|---|--------------|---------|-----------|-----------------|---------|-----------|-----------------|---------|-----------|--------------------|--------|-----------|
| | Total. | Males. | Fe-males. | Total. | Males. | Fe-males. | Total. | Males. | Fe-males. | Total. | Males. | Fe-males. |
| New Bedford, Mass | 9,510 | 4,697 | 4,813 | 3,936 | 2,000 | 1,936 | 4,712 | 2,296 | 2,416 | 862 | 401 | 461 |
| 1 month or less | 15 | 7 | 8 | 11 | 6 | 5 | 4 | 1 | 3 | | | |
| 2 to 3 months | 65 | 31 | 34 | 26 | 11 | 15 | 35 | 17 | 18 | 4 | 3 | 1 |
| 4 to 5 months | 61 | 23 | 38 | 39 | 15 | 24 | 18 | 6 | 12 | 4 | 2 | 2 |
| 6 months or more | 9,369 | 4,636 | 4,733 | 3,860 | 1,968 | 1,892 | 4,655 | 2,272 | 2,383 | 854 | 396 | 458 |
| New Britain, Conn | 4,609 | 2,219 | 2,390 | 2,266 | 1,108 | 1,158 | 1,884 | 908 | 976 | 459 | 208 | 256 |
| 1 month or less | 7 | 4 | 3 | 5 | 2 | 3 | | | | 2 | 2 | |
| 2 to 3 months | 79 | 31 | 48 | 70 | 27 | 43 | 7 | 3 | 4 | 2 | 1 | 1 |
| 4 to 5 months | 147 | 79 | 68 | 138 | 72 | 66 | 8 | 6 | 2 | 1 | 1 | |
| 6 months or more | 4,376 | 2,105 | 2,271 | 2,053 | 1,007 | 1,046 | 1,869 | 899 | 970 | 454 | 199 | 255 |
| Newcastle, Pa | 4,375 | 2,181 | 2,194 | 1,568 | 807 | 761 | 2,140 | 1,067 | 1,073 | 667 | 307 | 360 |
| 1 month or less | 8 | 6 | 2 | 2 | 2 | | 6 | 4 | 2 | | | |
| 2 to 3 months | 42 | 15 | 27 | 7 | 7 | 16 | 10 | 4 | 6 | 9 | 4 | 5 |
| 4 to 5 months | 65 | 30 | 35 | 22 | 9 | 13 | 19 | 11 | 8 | 24 | 10 | 14 |
| 6 months or more | 4,260 | 2,130 | 2,130 | 1,521 | 789 | 732 | 2,105 | 1,048 | 1,057 | 634 | 293 | 341 |
| New Haven, Conn | 19,285 | 10,493 | 8,792 | 7,027 | 3,585 | 3,442 | 8,069 | 4,053 | 4,016 | 4,189 | 2,855 | 1,334 |
| 1 month or less | 29 | 15 | 14 | 13 | 7 | 6 | 9 | 5 | 4 | 7 | 3 | 4 |
| 2 to 3 months | 146 | 83 | 63 | 108 | 66 | 42 | 20 | 9 | 11 | 18 | 8 | 10 |
| 4 to 5 months | 164 | 90 | 74 | 115 | 68 | 52 | 31 | 19 | 12 | 18 | 8 | 10 |
| 6 months or more | 18,946 | 10,305 | 8,641 | 6,791 | 3,449 | 3,342 | 8,009 | 4,020 | 3,989 | 4,146 | 2,836 | 1,310 |
| New Orleans, La | 37,189 | 18,261 | 18,928 | 9,798 | 4,969 | 4,829 | 22,272 | 10,957 | 11,315 | 5,119 | 2,335 | 2,784 |
| 1 month or less | 65 | 37 | 28 | 23 | 12 | 11 | 32 | 20 | 12 | 10 | 5 | 5 |
| 2 to 3 months | 354 | 172 | 182 | 142 | 68 | 74 | 178 | 85 | 93 | 34 | 19 | 15 |
| 4 to 5 months | 1,111 | 566 | 545 | 453 | 233 | 220 | 562 | 286 | 276 | 96 | 47 | 48 |
| 6 months or more | 35,659 | 17,486 | 18,173 | 9,180 | 4,656 | 4,524 | 21,500 | 10,566 | 10,934 | 4,979 | 2,264 | 2,715 |
| Newport, Ky | 4,929 | 2,444 | 2,485 | 2,154 | 1,072 | 1,082 | 2,289 | 1,153 | 1,136 | 486 | 219 | 267 |
| 1 month or less | 8 | 5 | 3 | 7 | 5 | 2 | | | | 1 | 1 | 1 |
| 2 to 3 months | 32 | 18 | 14 | 19 | 12 | 7 | 8 | 4 | 4 | 5 | 2 | 3 |
| 4 to 5 months | 69 | 29 | 40 | 35 | 18 | 17 | 20 | 8 | 17 | 14 | 8 | 6 |
| 6 months or more | 4,820 | 2,392 | 2,428 | 2,093 | 1,037 | 1,056 | 2,261 | 1,146 | 1,115 | 466 | 209 | 237 |
| Newton, Mass | 6,119 | 2,993 | 3,126 | 2,312 | 1,131 | 1,181 | 2,340 | 1,196 | 1,144 | 1,467 | 666 | 801 |
| 1 month or less | 11 | 4 | 7 | 7 | 1 | 6 | 1 | 1 | | 3 | 2 | 1 |
| 2 to 3 months | 64 | 33 | 31 | 40 | 29 | 20 | 14 | 8 | 6 | 10 | 5 | 5 |
| 4 to 5 months | 122 | 59 | 63 | 88 | 43 | 45 | 19 | 8 | 11 | 15 | 8 | 7 |
| 6 months or more | 5,922 | 2,897 | 3,025 | 2,177 | 1,067 | 1,110 | 2,306 | 1,179 | 1,127 | 1,489 | 651 | 788 |
| New York, N. Y | 531,204 | 265,962 | 265,242 | 220,497 | 111,363 | 109,134 | 259,334 | 130,225 | 129,159 | 61,323 | 24,374 | 26,949 |
| 1 month or less | 2,176 | 1,123 | 1,053 | 1,354 | 677 | 677 | 638 | 344 | 294 | 184 | 102 | 82 |
| 2 to 3 months | 4,973 | 2,515 | 2,463 | 3,555 | 1,733 | 1,817 | 1,108 | 604 | 504 | 315 | 173 | 142 |
| 4 to 5 months | 9,579 | 4,841 | 4,738 | 6,479 | 3,246 | 3,233 | 2,576 | 1,322 | 1,254 | 624 | 273 | 251 |
| 6 months or more | 514,471 | 257,483 | 256,988 | 209,109 | 105,702 | 103,407 | 255,062 | 127,955 | 127,107 | 50,300 | 23,826 | 26,474 |
| Manhattan and Bronx boroughs, N. Y | 311,182 | 156,587 | 154,695 | 134,736 | 67,563 | 67,173 | 147,751 | 74,456 | 73,295 | 28,695 | 14,568 | 14,127 |
| 1 month or less | 1,502 | 791 | 711 | 951 | 477 | 474 | 428 | 240 | 188 | 123 | 74 | 49 |
| 2 to 3 months | 3,072 | 1,605 | 1,467 | 2,153 | 1,063 | 1,090 | 724 | 416 | 308 | 195 | 126 | 69 |
| 4 to 5 months | 6,247 | 3,171 | 3,076 | 4,273 | 2,084 | 2,194 | 1,653 | 908 | 752 | 314 | 184 | 130 |
| 6 months or more | 800,361 | 401,020 | 399,341 | 337,354 | 168,989 | 168,365 | 444,944 | 227,897 | 226,257 | 90,663 | 44,184 | 48,879 |
| Brooklyn borough, N. Y | 181,343 | 89,526 | 91,817 | 70,621 | 35,946 | 34,675 | 91,928 | 45,578 | 46,350 | 18,794 | 8,002 | 10,792 |
| 1 month or less | 608 | 299 | 309 | 349 | 172 | 177 | 200 | 99 | 101 | 59 | 28 | 31 |
| 2 to 3 months | 1,636 | 784 | 852 | 1,178 | 573 | 605 | 346 | 170 | 176 | 112 | 41 | 71 |
| 4 to 5 months | 2,776 | 1,375 | 1,401 | 1,759 | 912 | 847 | 844 | 384 | 460 | 173 | 79 | 94 |
| 6 months or more | 176,323 | 87,068 | 89,255 | 67,385 | 34,289 | 33,046 | 90,538 | 44,925 | 45,613 | 18,450 | 7,854 | 10,596 |
| Queens borough, N. Y | 26,660 | 13,381 | 13,279 | 10,119 | 5,163 | 4,956 | 13,948 | 7,064 | 6,884 | 2,593 | 1,154 | 1,439 |
| 1 month or less | 41 | 23 | 18 | 31 | 18 | 13 | 8 | 5 | 3 | 2 | | 2 |
| 2 to 3 months | 147 | 65 | 82 | 123 | 52 | 71 | 19 | 10 | 9 | 5 | 3 | 2 |
| 4 to 5 months | 382 | 193 | 189 | 307 | 165 | 142 | 49 | 21 | 23 | 26 | 7 | 19 |
| 6 months or more | 26,090 | 13,100 | 12,990 | 9,658 | 4,928 | 4,730 | 13,872 | 7,028 | 6,844 | 2,560 | 1,144 | 1,416 |
| Richmond borough, N. Y | 12,019 | 6,468 | 5,551 | 5,021 | 2,691 | 2,330 | 5,757 | 3,127 | 2,630 | 1,241 | 650 | 591 |
| 1 month or less | 25 | 10 | 15 | 23 | 10 | 13 | 2 | | 2 | | | |
| 2 to 3 months | 123 | 61 | 62 | 101 | 50 | 51 | 19 | 8 | 11 | 3 | 3 | |
| 4 to 5 months | 174 | 102 | 72 | 135 | 65 | 50 | 28 | 14 | 11 | 11 | 3 | 8 |
| 6 months or more | 11,697 | 6,295 | 5,402 | 4,762 | 2,546 | 2,216 | 5,708 | 3,105 | 2,608 | 1,227 | 644 | 583 |
| Norfolk, Va | 5,925 | 2,768 | 3,157 | 1,539 | 778 | 761 | 3,307 | 1,504 | 1,803 | 1,079 | 486 | 593 |
| 1 month or less | 28 | 16 | 12 | 9 | 6 | 3 | 10 | 5 | 5 | 9 | 5 | 4 |
| 2 to 3 months | 162 | 58 | 104 | 51 | 23 | 28 | 35 | 30 | 55 | 26 | 5 | 21 |
| 4 to 5 months | 239 | 114 | 125 | 76 | 33 | 43 | 134 | 65 | 69 | 29 | 16 | 13 |
| 6 months or more | 5,496 | 2,580 | 2,916 | 1,403 | 716 | 687 | 3,078 | 1,404 | 1,674 | 1,015 | 460 | 555 |

STATISTICS OF POPULATION.

TABLE 55.—TOTAL PERSONS ATTENDING SCHOOL DURING THE CENSUS YEAR, CLASSIFIED BY SEX, AGE PERIODS, AND MONTHS OF SCHOOL ATTENDANCE, FOR CITIES HAVING 25,000 INHABITANTS OR MORE: 1900—Continued.

| CITIES AND MONTHS OF SCHOOL ATTENDANCE. | ALL PERSONS. | | | UNDER 10 YEARS. | | | 10 TO 14 YEARS. | | | 15 YEARS AND OVER. | | |
|---|--------------|--------|---------------|-----------------|--------|---------------|-----------------|--------|---------------|--------------------|--------|---------------|
| | Total. | Males. | Fe- males. | Total. | Males. | Fe- males. | Total. | Males. | Fe- males. | Total. | Males. | Fe- males. |
| Oakland, Cal. | 11,459 | 5,525 | 5,934 | 8,480 | 1,693 | 1,737 | 5,296 | 2,573 | 2,723 | 2,688 | 1,259 | 1,424 |
| 1 month or less | 24 | 12 | 12 | 11 | 6 | 5 | 5 | 2 | 3 | 3 | 4 | 4 |
| 2 to 3 months | 110 | 46 | 64 | 60 | 26 | 34 | 21 | 8 | 13 | 29 | 12 | 17 |
| 4 to 5 months | 308 | 145 | 163 | 187 | 91 | 96 | 58 | 29 | 29 | 68 | 25 | 38 |
| 6 months or more | 11,017 | 5,322 | 5,695 | 8,222 | 1,570 | 1,652 | 5,212 | 2,534 | 2,678 | 2,588 | 1,213 | 1,365 |
| Omaha, Nebr. | 19,183 | 9,494 | 9,689 | 7,673 | 3,857 | 3,816 | 8,136 | 4,060 | 4,076 | 3,374 | 1,577 | 1,797 |
| 1 month or less | 49 | 34 | 15 | 25 | 15 | 10 | 8 | 6 | 2 | 16 | 13 | 3 |
| 2 to 3 months | 298 | 135 | 163 | 206 | 90 | 116 | 45 | 20 | 25 | 47 | 25 | 22 |
| 4 to 5 months | 339 | 171 | 168 | 190 | 102 | 88 | 61 | 28 | 33 | 88 | 41 | 47 |
| 6 months or more | 18,497 | 9,154 | 9,343 | 7,252 | 3,650 | 3,602 | 8,022 | 4,006 | 4,016 | 3,223 | 1,498 | 1,725 |
| Oshkosh, Wis. | 5,649 | 2,690 | 2,959 | 2,117 | 1,015 | 1,102 | 2,404 | 1,181 | 1,223 | 1,128 | 494 | 634 |
| 1 month or less | 20 | 10 | 10 | 15 | 7 | 8 | 3 | 1 | 2 | 2 | 2 | 2 |
| 2 to 3 months | 108 | 50 | 58 | 78 | 37 | 41 | 4 | 4 | 4 | 26 | 13 | 13 |
| 4 to 5 months | 123 | 59 | 69 | 77 | 36 | 41 | 13 | 6 | 7 | 38 | 17 | 21 |
| 6 months or more | 5,393 | 2,571 | 2,822 | 1,947 | 935 | 1,012 | 2,384 | 1,174 | 1,210 | 1,062 | 462 | 600 |
| Passaic, N. J. | 4,447 | 2,198 | 2,249 | 1,982 | 1,205 | 777 | 2,117 | 839 | 1,278 | 348 | 154 | 194 |
| 1 month or less | 19 | 10 | 9 | 14 | 8 | 6 | 3 | 2 | 1 | 2 | 1 | 2 |
| 2 to 3 months | 105 | 51 | 54 | 64 | 37 | 27 | 39 | 13 | 26 | 2 | 1 | 1 |
| 4 to 5 months | 163 | 79 | 84 | 103 | 67 | 36 | 56 | 9 | 47 | 4 | 3 | 1 |
| 6 months or more | 4,160 | 2,058 | 2,102 | 1,801 | 1,093 | 708 | 2,019 | 815 | 1,204 | 340 | 150 | 190 |
| Paterson, N. J. | 17,540 | 8,770 | 8,770 | 8,604 | 4,365 | 4,239 | 7,747 | 3,807 | 3,940 | 1,189 | 598 | 591 |
| 1 month or less | 74 | 34 | 40 | 43 | 19 | 24 | 20 | 10 | 10 | 11 | 5 | 6 |
| 2 to 3 months | 226 | 106 | 120 | 164 | 81 | 83 | 49 | 21 | 28 | 13 | 4 | 9 |
| 4 to 5 months | 377 | 199 | 178 | 303 | 153 | 150 | 59 | 33 | 21 | 15 | 8 | 7 |
| 6 months or more | 16,863 | 8,431 | 8,432 | 8,094 | 4,112 | 3,982 | 7,619 | 3,738 | 3,881 | 1,150 | 581 | 569 |
| Pawtucket, R. I. | 6,530 | 3,248 | 3,282 | 2,876 | 1,442 | 1,434 | 3,002 | 1,480 | 1,522 | 652 | 326 | 326 |
| 1 month or less | 31 | 14 | 17 | 22 | 9 | 13 | 9 | 5 | 4 | 10 | 7 | 3 |
| 2 to 3 months | 140 | 69 | 71 | 90 | 42 | 48 | 40 | 20 | 20 | 10 | 4 | 9 |
| 4 to 5 months | 138 | 65 | 73 | 55 | 25 | 30 | 69 | 36 | 33 | 14 | 4 | 10 |
| 6 months or more | 6,221 | 3,100 | 3,121 | 2,709 | 1,366 | 1,343 | 2,884 | 1,419 | 1,465 | 628 | 315 | 313 |
| Peoria, Ill. | 8,777 | 4,419 | 4,358 | 3,219 | 1,653 | 1,566 | 4,177 | 2,114 | 2,063 | 1,331 | 652 | 729 |
| 1 month or less | 43 | 28 | 15 | 36 | 23 | 13 | 5 | 4 | 1 | 2 | 1 | 1 |
| 2 to 3 months | 180 | 88 | 92 | 130 | 63 | 67 | 29 | 16 | 13 | 21 | 9 | 12 |
| 4 to 5 months | 178 | 95 | 83 | 102 | 57 | 45 | 55 | 27 | 28 | 21 | 11 | 10 |
| 6 months or more | 8,376 | 4,208 | 4,168 | 2,951 | 1,510 | 1,441 | 4,088 | 2,067 | 2,021 | 1,337 | 631 | 706 |
| Philadelphia, Pa. | 186,600 | 93,806 | 92,794 | 80,291 | 40,757 | 39,534 | 87,006 | 43,215 | 43,791 | 19,303 | 9,834 | 9,469 |
| 1 month or less | 387 | 198 | 189 | 293 | 157 | 136 | 68 | 29 | 39 | 26 | 12 | 14 |
| 2 to 3 months | 1,876 | 950 | 926 | 1,331 | 656 | 675 | 395 | 213 | 182 | 150 | 81 | 69 |
| 4 to 5 months | 2,923 | 1,433 | 1,440 | 1,950 | 1,016 | 934 | 804 | 375 | 429 | 169 | 92 | 77 |
| 6 months or more | 181,414 | 91,175 | 90,239 | 76,717 | 38,928 | 37,789 | 85,739 | 42,598 | 43,141 | 18,958 | 9,649 | 9,309 |
| Pittsburg, Pa. | 50,989 | 25,449 | 25,490 | 19,949 | 10,270 | 9,679 | 24,787 | 12,222 | 12,515 | 6,253 | 2,957 | 3,296 |
| 1 month or less | 208 | 94 | 114 | 133 | 59 | 74 | 54 | 25 | 29 | 21 | 10 | 11 |
| 2 to 3 months | 586 | 299 | 287 | 454 | 238 | 216 | 90 | 42 | 48 | 42 | 19 | 23 |
| 4 to 5 months | 791 | 379 | 412 | 481 | 219 | 212 | 239 | 104 | 135 | 121 | 56 | 65 |
| 6 months or more | 49,354 | 24,677 | 24,677 | 18,981 | 9,754 | 9,177 | 24,354 | 12,051 | 12,303 | 6,069 | 2,872 | 3,137 |
| Portland, Me. | 8,155 | 4,135 | 4,020 | 3,310 | 1,669 | 1,641 | 3,237 | 1,673 | 1,564 | 1,608 | 793 | 815 |
| 1 month or less | 58 | 30 | 28 | 37 | 21 | 16 | 3 | 3 | 3 | 18 | 9 | 9 |
| 2 to 3 months | 155 | 63 | 92 | 113 | 43 | 70 | 21 | 7 | 14 | 21 | 13 | 8 |
| 4 to 5 months | 137 | 58 | 79 | 81 | 35 | 46 | 26 | 9 | 17 | 30 | 14 | 16 |
| 6 months or more | 7,805 | 3,984 | 3,821 | 3,079 | 1,570 | 1,509 | 3,137 | 1,657 | 1,530 | 1,539 | 757 | 782 |
| Portland, Oreg. | 18,419 | 6,692 | 6,727 | 4,584 | 2,340 | 2,244 | 6,069 | 3,058 | 3,011 | 2,766 | 1,294 | 1,472 |
| 1 month or less | 25 | 14 | 11 | 16 | 9 | 7 | 5 | 3 | 2 | 4 | 2 | 2 |
| 2 to 3 months | 199 | 107 | 92 | 107 | 59 | 48 | 67 | 31 | 26 | 35 | 17 | 18 |
| 4 to 5 months | 480 | 250 | 230 | 211 | 110 | 101 | 161 | 78 | 83 | 108 | 62 | 46 |
| 6 months or more | 12,715 | 6,321 | 6,394 | 4,250 | 2,162 | 2,088 | 5,346 | 2,946 | 2,900 | 2,619 | 1,213 | 1,406 |
| Providence, R. I. | 26,316 | 12,927 | 13,389 | 10,946 | 5,492 | 5,454 | 11,331 | 5,760 | 6,071 | 3,539 | 1,675 | 1,864 |
| 1 month or less | 97 | 46 | 51 | 72 | 34 | 38 | 19 | 9 | 10 | 6 | 3 | 3 |
| 2 to 3 months | 405 | 196 | 209 | 272 | 136 | 136 | 84 | 38 | 46 | 49 | 22 | 27 |
| 4 to 5 months | 507 | 255 | 252 | 302 | 155 | 147 | 150 | 72 | 78 | 55 | 28 | 27 |
| 6 months or more | 25,307 | 12,430 | 12,877 | 10,300 | 5,167 | 5,133 | 11,573 | 5,641 | 5,937 | 3,429 | 1,622 | 1,807 |
| Pueblo, Colo. | 4,711 | 2,201 | 2,510 | 1,664 | 794 | 870 | 2,099 | 1,009 | 1,090 | 948 | 398 | 550 |
| 1 month or less | 48 | 19 | 29 | 29 | 13 | 16 | 11 | 4 | 7 | 8 | 2 | 6 |
| 2 to 3 months | 159 | 66 | 93 | 112 | 43 | 69 | 30 | 14 | 16 | 17 | 9 | 8 |
| 4 to 5 months | 170 | 89 | 81 | 77 | 41 | 36 | 53 | 26 | 27 | 40 | 22 | 18 |
| 6 months or more | 4,334 | 2,027 | 2,307 | 1,446 | 697 | 749 | 2,005 | 965 | 1,040 | 883 | 365 | 518 |

SCHOOL ATTENDANCE.

TABLE 55.—TOTAL PERSONS ATTENDING SCHOOL DURING THE CENSUS YEAR, CLASSIFIED BY SEX, AGE PERIODS, AND MONTHS OF SCHOOL ATTENDANCE, FOR CITIES HAVING 25,000 INHABITANTS OR MORE: 1900—Continued.

| CITIES AND MONTHS OF SCHOOL ATTENDANCE. | ALL PERSONS. | | | UNDER 10 YEARS. | | | 10 TO 14 YEARS. | | | 15 YEARS AND OVER. | | |
|---|--------------|--------|-----------|-----------------|--------|-----------|-----------------|--------|-----------|--------------------|--------|-----------|
| | Total. | Males. | Fe-males. | Total. | Males. | Fe-males. | Total. | Males. | Fe-males. | Total. | Males. | Fe-males. |
| Quincy, Ill. | 6,976 | 3,608 | 3,368 | 2,573 | 1,253 | 1,320 | 3,145 | 1,598 | 1,547 | 1,258 | 757 | 501 |
| 1 month or less | 113 | 46 | 67 | 64 | 29 | 35 | 27 | 9 | 18 | 22 | 8 | 14 |
| 2 to 3 months | 167 | 83 | 84 | 98 | 44 | 54 | 86 | 23 | 13 | 33 | 16 | 17 |
| 4 to 5 months | 161 | 96 | 65 | 71 | 38 | 33 | 65 | 36 | 19 | 35 | 27 | 8 |
| 6 months or more | 6,535 | 3,383 | 3,152 | 2,340 | 1,147 | 1,193 | 3,027 | 1,530 | 1,497 | 1,168 | 706 | 462 |
| Racine, Wis. | 5,718 | 2,817 | 2,901 | 2,520 | 1,255 | 1,265 | 2,513 | 1,244 | 1,269 | 685 | 318 | 367 |
| 1 month or less | 16 | 8 | 8 | 12 | 6 | 6 | 4 | 2 | 2 | 5 | 3 | 2 |
| 2 to 3 months | 51 | 24 | 27 | 41 | 19 | 22 | 5 | 2 | 3 | 8 | 5 | 3 |
| 4 to 5 months | 70 | 39 | 31 | 53 | 32 | 21 | 9 | 2 | 7 | 8 | 5 | 3 |
| 6 months or more | 5,581 | 2,746 | 2,835 | 2,414 | 1,198 | 1,216 | 2,495 | 1,233 | 1,257 | 672 | 310 | 362 |
| Reading, Pa. | 12,507 | 6,273 | 6,234 | 5,470 | 2,745 | 2,725 | 5,897 | 2,984 | 2,913 | 1,140 | 544 | 596 |
| 1 month or less | 50 | 20 | 30 | 35 | 13 | 22 | 14 | 7 | 7 | 1 | | 1 |
| 2 to 3 months | 127 | 61 | 66 | 107 | 56 | 51 | 17 | 5 | 12 | 3 | | 3 |
| 4 to 5 months | 121 | 70 | 51 | 87 | 50 | 37 | 26 | 15 | 11 | 8 | | 3 |
| 6 months or more | 12,209 | 6,122 | 6,087 | 5,241 | 2,626 | 2,615 | 5,840 | 2,957 | 2,883 | 1,128 | 539 | 539 |
| Richmond, Va. | 11,346 | 5,212 | 6,134 | 3,108 | 1,518 | 1,590 | 6,123 | 2,835 | 3,288 | 2,115 | 859 | 1,256 |
| 1 month or less | 28 | 11 | 17 | 10 | 5 | 5 | 12 | 5 | 7 | 6 | 1 | 5 |
| 2 to 3 months | 138 | 93 | 95 | 80 | 36 | 44 | 76 | 37 | 39 | 32 | 20 | 12 |
| 4 to 5 months | 296 | 148 | 148 | 124 | 52 | 72 | 126 | 74 | 52 | 46 | 22 | 24 |
| 6 months or more | 10,334 | 4,960 | 5,374 | 2,894 | 1,425 | 1,469 | 5,909 | 2,719 | 3,190 | 2,031 | 816 | 1,215 |
| Rochester, N. Y. | 29,233 | 14,776 | 14,457 | 11,993 | 6,000 | 5,993 | 13,336 | 6,719 | 6,617 | 3,904 | 2,057 | 1,847 |
| 1 month or less | 65 | 31 | 34 | 47 | 22 | 25 | 11 | 5 | 6 | 7 | 4 | 3 |
| 2 to 3 months | 175 | 99 | 76 | 114 | 62 | 52 | 35 | 20 | 15 | 26 | 17 | 9 |
| 4 to 5 months | 321 | 155 | 166 | 187 | 99 | 88 | 100 | 40 | 60 | 34 | 16 | 18 |
| 6 months or more | 28,672 | 14,491 | 14,181 | 11,645 | 5,817 | 5,828 | 13,190 | 6,654 | 6,536 | 3,837 | 2,020 | 1,817 |
| Rockford, Ill. | 5,434 | 2,654 | 2,780 | 2,073 | 1,056 | 1,022 | 2,599 | 1,292 | 1,307 | 757 | 306 | 451 |
| 1 month or less | 27 | 9 | 18 | 17 | 6 | 11 | 5 | 2 | 3 | 5 | 1 | 4 |
| 2 to 3 months | 99 | 50 | 49 | 82 | 42 | 40 | 9 | 3 | 6 | 8 | 5 | 3 |
| 4 to 5 months | 70 | 36 | 34 | 39 | 21 | 18 | 21 | 11 | 10 | 10 | 4 | 6 |
| 6 months or more | 5,238 | 2,559 | 2,679 | 1,940 | 987 | 953 | 2,564 | 1,276 | 1,289 | 734 | 295 | 438 |
| Sacramento, Cal. | 4,613 | 2,269 | 2,344 | 1,688 | 886 | 802 | 2,033 | 984 | 1,054 | 837 | 399 | 438 |
| 1 month or less | 11 | 2 | 9 | 5 | 1 | 4 | 3 | 1 | 2 | 3 | | 3 |
| 2 to 3 months | 35 | 18 | 17 | 18 | 11 | 7 | 16 | 5 | 5 | 7 | 2 | 5 |
| 4 to 5 months | 32 | 23 | 9 | 19 | 12 | 7 | 9 | 7 | 2 | 4 | 4 | |
| 6 months or more | 4,535 | 2,226 | 2,309 | 1,646 | 862 | 784 | 2,016 | 971 | 1,045 | 873 | 393 | 430 |
| Saginaw, Mich. | 3,069 | 3,914 | 4,155 | 2,615 | 1,328 | 1,287 | 4,101 | 1,996 | 2,105 | 1,353 | 590 | 763 |
| 1 month or less | 15 | 8 | 7 | 11 | 7 | 4 | 1 | | 1 | 3 | 1 | 2 |
| 2 to 3 months | 63 | 28 | 40 | 52 | 24 | 28 | 8 | 2 | 6 | 8 | 2 | 6 |
| 4 to 5 months | 77 | 30 | 47 | 44 | 17 | 27 | 22 | 8 | 14 | 11 | 5 | 6 |
| 6 months or more | 7,909 | 3,848 | 4,061 | 2,508 | 1,280 | 1,228 | 4,070 | 1,986 | 2,084 | 1,331 | 582 | 749 |
| St. Joseph, Mo. | 17,052 | 8,750 | 8,302 | 5,694 | 2,952 | 2,742 | 8,560 | 4,429 | 4,131 | 2,798 | 1,369 | 1,429 |
| 1 month or less | 39 | 21 | 18 | 9 | 4 | 5 | 11 | 6 | 5 | 19 | 11 | 8 |
| 2 to 3 months | 150 | 68 | 82 | 97 | 41 | 56 | 43 | 24 | 19 | 10 | 3 | 7 |
| 4 to 5 months | 330 | 165 | 165 | 188 | 97 | 91 | 122 | 60 | 62 | 20 | 8 | 12 |
| 6 months or more | 16,533 | 8,496 | 8,037 | 5,400 | 2,810 | 2,590 | 8,384 | 4,339 | 4,045 | 2,749 | 1,347 | 1,402 |
| St. Louis, Mo. | 91,597 | 44,904 | 46,693 | 36,877 | 18,601 | 18,276 | 44,649 | 21,726 | 22,923 | 10,071 | 4,577 | 5,494 |
| 1 month or less | 1,241 | 498 | 743 | 565 | 295 | 270 | 201 | 76 | 125 | 475 | 127 | 348 |
| 2 to 3 months | 1,336 | 656 | 680 | 305 | 398 | 412 | 343 | 172 | 171 | 188 | 91 | 97 |
| 4 to 5 months | 1,314 | 830 | 984 | 989 | 470 | 519 | 622 | 326 | 296 | 203 | 84 | 119 |
| 6 months or more | 87,206 | 42,370 | 44,336 | 34,513 | 17,443 | 17,075 | 43,485 | 21,152 | 22,331 | 9,205 | 4,275 | 4,930 |
| St. Paul, Minn. | 32,352 | 16,139 | 16,213 | 13,401 | 6,751 | 6,650 | 13,766 | 6,801 | 6,965 | 5,185 | 2,587 | 2,598 |
| 1 month or less | 87 | 38 | 49 | 54 | 25 | 29 | 12 | 4 | 8 | 21 | 9 | 12 |
| 2 to 3 months | 295 | 154 | 141 | 225 | 118 | 107 | 37 | 20 | 17 | 33 | 16 | 17 |
| 4 to 5 months | 471 | 234 | 237 | 243 | 120 | 123 | 132 | 76 | 56 | 96 | 38 | 58 |
| 6 months or more | 31,499 | 15,713 | 15,786 | 12,379 | 6,438 | 6,391 | 13,585 | 6,701 | 6,834 | 5,035 | 2,524 | 2,511 |
| Salem, Mass. | 6,262 | 3,157 | 3,105 | 2,714 | 1,427 | 1,287 | 2,708 | 1,339 | 1,369 | 840 | 391 | 449 |
| 1 month or less | 15 | 6 | 9 | 14 | 6 | 8 | 1 | | 1 | | | |
| 2 to 3 months | 46 | 20 | 26 | 34 | 13 | 21 | 10 | 6 | 4 | 2 | 1 | 1 |
| 4 to 5 months | 86 | 44 | 42 | 50 | 29 | 21 | 22 | 9 | 13 | 14 | 6 | 3 |
| 6 months or more | 6,115 | 3,087 | 3,028 | 2,616 | 1,379 | 1,237 | 2,675 | 1,324 | 1,351 | 824 | 384 | 440 |
| Salt Lake City, Utah. | 10,931 | 5,234 | 5,647 | 3,165 | 1,625 | 1,540 | 5,056 | 2,459 | 2,597 | 2,710 | 1,200 | 1,510 |
| 1 month or less | 13 | 3 | 10 | 7 | 2 | 5 | 2 | | 2 | 4 | 1 | 3 |
| 2 to 3 months | 179 | 83 | 96 | 69 | 41 | 28 | 51 | 18 | 33 | 39 | 24 | 35 |
| 4 to 5 months | 353 | 176 | 177 | 105 | 57 | 48 | 126 | 68 | 58 | 122 | 51 | 71 |
| 6 months or more | 10,386 | 5,022 | 5,364 | 2,984 | 1,525 | 1,459 | 4,377 | 2,373 | 2,504 | 2,525 | 1,124 | 1,401 |

STATISTICS OF POPULATION.

TABLE 55.—TOTAL PERSONS ATTENDING SCHOOL DURING THE CENSUS YEAR, CLASSIFIED BY SEX, AGE PERIOD, AND MONTHS OF SCHOOL ATTENDANCE, FOR CITIES HAVING 25,000 INHABITANTS OR MORE: 1900—Continued.

| CITIES AND MONTHS OF SCHOOL ATTENDANCE. | ALL PERSONS. | | | UNDER 10 YEARS. | | | 10 TO 14 YEARS. | | | 15 YEARS AND OVER. | | |
|---|--------------|--------|---------------|-----------------|--------|---------------|-----------------|--------|---------------|--------------------|--------|---------------|
| | Total. | Males. | Fe- males. | Total. | Males. | Fe- males. | Total. | Males. | Fe- males. | Total. | Males. | Fe- males. |
| San Antonio, Tex. | 8,786 | 4,299 | 4,487 | 2,400 | 1,187 | 1,213 | 4,917 | 2,425 | 2,492 | 1,469 | 687 | 782 |
| 1 month or less | 21 | 13 | 8 | 9 | 6 | 3 | 8 | 4 | 4 | 4 | 3 | 1 |
| 2 to 3 months | 183 | 98 | 85 | 63 | 32 | 31 | 82 | 48 | 34 | 38 | 18 | 20 |
| 4 to 5 months | 259 | 127 | 132 | 113 | 48 | 65 | 83 | 47 | 36 | 68 | 32 | 31 |
| 6 months or more | 8,323 | 4,061 | 4,262 | 2,215 | 1,101 | 1,114 | 4,744 | 2,326 | 2,418 | 1,364 | 634 | 730 |
| San Francisco, Cal. | 47,146 | 22,686 | 24,460 | 17,103 | 8,522 | 8,581 | 21,661 | 10,299 | 11,362 | 8,382 | 3,865 | 4,517 |
| 1 month or less | 250 | 124 | 126 | 141 | 65 | 76 | 43 | 22 | 21 | 66 | 37 | 29 |
| 2 to 3 months | 581 | 273 | 308 | 351 | 171 | 180 | 144 | 66 | 78 | 88 | 36 | 50 |
| 4 to 5 months | 898 | 461 | 437 | 466 | 244 | 222 | 268 | 138 | 130 | 164 | 79 | 85 |
| 6 months or more | 45,417 | 21,828 | 23,589 | 16,145 | 8,042 | 8,103 | 21,206 | 10,073 | 11,133 | 8,066 | 3,713 | 4,353 |
| Savannah, Ga. | 6,872 | 3,107 | 3,765 | 1,933 | 945 | 988 | 3,665 | 1,678 | 1,987 | 1,274 | 484 | 790 |
| 1 month or less | 24 | 13 | 11 | 12 | 9 | 3 | 9 | 3 | 6 | 3 | 1 | 2 |
| 2 to 3 months | 154 | 67 | 87 | 72 | 26 | 46 | 67 | 33 | 34 | 15 | 8 | 7 |
| 4 to 5 months | 250 | 115 | 135 | 106 | 48 | 58 | 104 | 46 | 58 | 40 | 21 | 19 |
| 6 months or more | 6,444 | 2,912 | 3,532 | 1,743 | 862 | 881 | 3,485 | 1,596 | 1,889 | 1,216 | 54 | 762 |
| Schenectady, N. Y. | 4,112 | 2,159 | 1,953 | 1,442 | 785 | 707 | 2,039 | 1,054 | 985 | 631 | 370 | 261 |
| 1 month or less | 6 | 3 | 3 | 3 | 2 | 1 | 3 | 1 | 2 | | | |
| 2 to 3 months | 55 | 24 | 31 | 43 | 19 | 24 | 7 | 2 | 5 | 5 | 3 | 2 |
| 4 to 5 months | 81 | 34 | 47 | 50 | 18 | 32 | 20 | 11 | 9 | 11 | 5 | 6 |
| 6 months or more | 3,970 | 2,098 | 1,872 | 1,346 | 696 | 650 | 2,009 | 1,040 | 969 | 615 | 262 | 253 |
| Scranton, Pa. | 16,537 | 7,923 | 8,614 | 6,325 | 3,220 | 3,105 | 7,993 | 3,750 | 4,243 | 2,219 | 953 | 1,266 |
| 1 month or less | 77 | 37 | 40 | 39 | 20 | 19 | 27 | 12 | 15 | 11 | 5 | 6 |
| 2 to 3 months | 254 | 116 | 138 | 145 | 74 | 71 | 65 | 23 | 42 | 44 | 19 | 25 |
| 4 to 5 months | 331 | 163 | 168 | 183 | 99 | 84 | 108 | 50 | 58 | 40 | 14 | 26 |
| 6 months or more | 15,875 | 7,607 | 8,268 | 5,958 | 3,027 | 2,931 | 7,793 | 3,665 | 4,128 | 2,124 | 915 | 1,209 |
| Seattle, Wash. | 10,281 | 5,066 | 5,215 | 3,672 | 1,877 | 1,795 | 4,478 | 2,181 | 2,297 | 2,136 | 1,008 | 1,128 |
| 1 month or less | 42 | 25 | 17 | 19 | 8 | 11 | 5 | 2 | 3 | 18 | 15 | 3 |
| 2 to 3 months | 198 | 85 | 113 | 113 | 52 | 61 | 31 | 12 | 19 | 54 | 21 | 33 |
| 4 to 5 months | 312 | 159 | 153 | 164 | 81 | 83 | 88 | 42 | 46 | 60 | 36 | 24 |
| 6 months or more | 9,729 | 4,797 | 4,982 | 3,376 | 1,786 | 1,640 | 4,349 | 2,125 | 2,224 | 2,004 | 936 | 1,068 |
| Sioux City, Iowa | 6,637 | 3,242 | 3,395 | 2,792 | 1,334 | 1,408 | 2,717 | 1,369 | 1,348 | 1,128 | 489 | 639 |
| 1 month or less | 13 | 8 | 10 | 10 | 2 | 8 | 1 | | 1 | 2 | 1 | 1 |
| 2 to 3 months | 62 | 35 | 27 | 35 | 22 | 13 | 12 | 7 | 5 | 15 | 6 | 9 |
| 4 to 5 months | 77 | 42 | 35 | 39 | 19 | 20 | 21 | 14 | 7 | 17 | 9 | 8 |
| 6 months or more | 6,485 | 3,162 | 3,323 | 2,708 | 1,341 | 1,367 | 2,683 | 1,348 | 1,335 | 1,094 | 473 | 621 |
| Somerville, Mass. | 10,623 | 5,173 | 5,450 | 4,201 | 2,089 | 2,112 | 4,414 | 2,217 | 2,197 | 2,008 | 867 | 1,141 |
| 1 month or less | 39 | 18 | 21 | 11 | 5 | 6 | 7 | 3 | 4 | 21 | 10 | 11 |
| 2 to 3 months | 79 | 36 | 43 | 53 | 25 | 28 | 8 | 5 | 3 | 18 | 6 | 12 |
| 4 to 5 months | 99 | 44 | 55 | 58 | 27 | 31 | 22 | 9 | 13 | 19 | 8 | 11 |
| 6 months or more | 10,406 | 5,075 | 5,331 | 4,079 | 2,032 | 2,047 | 4,377 | 2,200 | 2,177 | 1,950 | 843 | 1,107 |
| South Bend, Ind. | 6,092 | 3,088 | 3,004 | 2,305 | 1,221 | 1,084 | 3,066 | 1,534 | 1,532 | 721 | 333 | 383 |
| 1 month or less | 12 | 5 | 7 | 8 | 4 | 4 | 1 | | 1 | 3 | 1 | 2 |
| 2 to 3 months | 60 | 34 | 26 | 32 | 14 | 18 | 17 | 13 | 4 | 11 | 7 | 4 |
| 4 to 5 months | 112 | 50 | 62 | 65 | 25 | 30 | 24 | 11 | 13 | 33 | 14 | 19 |
| 6 months or more | 5,908 | 2,999 | 2,909 | 2,210 | 1,178 | 1,032 | 3,024 | 1,510 | 1,514 | 674 | 311 | 363 |
| South Omaha, Nebr. | 4,221 | 2,114 | 2,107 | 1,816 | 934 | 882 | 1,887 | 947 | 940 | 518 | 233 | 285 |
| 1 month or less | 8 | 4 | 4 | 5 | 2 | 3 | 2 | 2 | | 1 | | 1 |
| 2 to 3 months | 69 | 30 | 39 | 53 | 22 | 31 | 10 | 5 | 5 | 6 | 3 | 3 |
| 4 to 5 months | 56 | 33 | 23 | 33 | 21 | 12 | 13 | 7 | 6 | 10 | 5 | 5 |
| 6 months or more | 4,088 | 2,047 | 2,041 | 1,725 | 839 | 886 | 1,862 | 933 | 929 | 501 | 225 | 276 |
| Spokane, Wash. | 6,122 | 2,988 | 3,134 | 2,013 | 1,021 | 992 | 2,647 | 1,276 | 1,371 | 1,462 | 691 | 771 |
| 1 month or less | 14 | 7 | 7 | 8 | 4 | 4 | 4 | 3 | 1 | 2 | | 2 |
| 2 to 3 months | 149 | 73 | 76 | 70 | 40 | 30 | 37 | 15 | 22 | 42 | 18 | 24 |
| 4 to 5 months | 185 | 78 | 107 | 72 | 36 | 36 | 59 | 22 | 37 | 54 | 20 | 34 |
| 6 months or more | 5,774 | 2,830 | 2,944 | 1,863 | 941 | 922 | 2,547 | 1,236 | 1,311 | 1,364 | 653 | 711 |
| Springfield, Ill. | 6,177 | 3,035 | 3,142 | 2,085 | 1,023 | 1,062 | 2,938 | 1,464 | 1,474 | 1,154 | 543 | 606 |
| 1 month or less | 13 | 2 | 11 | 6 | 1 | 5 | 4 | 1 | 3 | 3 | | 3 |
| 2 to 3 months | 81 | 33 | 43 | 53 | 22 | 31 | 16 | 11 | 5 | 12 | 5 | 7 |
| 4 to 5 months | 74 | 33 | 41 | 35 | 20 | 15 | 24 | 10 | 14 | 15 | 3 | 12 |
| 6 months or more | 6,009 | 2,962 | 3,047 | 1,991 | 980 | 1,011 | 2,894 | 1,442 | 1,452 | 1,124 | 540 | 584 |
| Springfield, Mass. | 10,064 | 4,948 | 5,116 | 3,712 | 1,857 | 1,855 | 4,474 | 2,221 | 2,253 | 1,878 | 870 | 1,008 |
| 1 month or less | 47 | 17 | 30 | 41 | 15 | 26 | 3 | 1 | 2 | 3 | 1 | 2 |
| 2 to 3 months | 137 | 62 | 75 | 116 | 53 | 63 | 13 | 7 | 6 | 8 | 2 | 6 |
| 4 to 5 months | 122 | 62 | 60 | 67 | 31 | 36 | 27 | 17 | 10 | 28 | 14 | 14 |
| 6 months or more | 9,758 | 4,807 | 4,951 | 3,488 | 1,758 | 1,730 | 4,431 | 2,196 | 2,235 | 1,839 | 853 | 986 |

SCHOOL ATTENDANCE.

TABLE 55.—TOTAL PERSONS ATTENDING SCHOOL DURING THE CENSUS YEAR, CLASSIFIED BY SEX, AGE PERIODS, AND MONTHS OF SCHOOL ATTENDANCE, FOR CITIES HAVING 25,000 INHABITANTS OR MORE: 1900—Continued.

| CITIES AND MONTHS OF SCHOOL ATTENDANCE. | ALL PERSONS. | | | UNDER 10 YEARS. | | | 10 TO 14 YEARS. | | | 15 YEARS AND OVER. | | |
|---|--------------|--------|-----------|-----------------|--------|-----------|-----------------|--------|-----------|--------------------|--------|-----------|
| | Total. | Males. | Fe-males. | Total. | Males. | Fe-males. | Total. | Males. | Fe-males. | Total. | Males. | Fe-males. |
| Springfield, Ohio..... | 6,842 | 3,366 | 3,476 | 2,213 | 1,125 | 1,088 | 3,461 | 1,691 | 1,770 | 1,168 | 550 | 618 |
| 1 month or less..... | 15 | 7 | 8 | 6 | 3 | 3 | 6 | 2 | 4 | 3 | 2 | 1 |
| 2 to 3 months..... | 48 | 22 | 26 | 25 | 13 | 12 | 11 | 4 | 7 | 12 | 5 | 7 |
| 4 to 5 months..... | 76 | 40 | 36 | 23 | 13 | 10 | 29 | 14 | 15 | 24 | 13 | 11 |
| 6 months or more..... | 6,703 | 3,297 | 3,406 | 2,159 | 1,096 | 1,063 | 3,415 | 1,671 | 1,744 | 1,129 | 530 | 599 |
| Superior, Wis..... | 6,168 | 2,976 | 3,192 | 2,750 | 1,371 | 1,379 | 2,495 | 1,233 | 1,262 | 923 | 372 | 551 |
| 1 month or less..... | 19 | 5 | 14 | 16 | 4 | 12 | 2 | 1 | 1 | 1 | — | 1 |
| 2 to 3 months..... | 83 | 46 | 37 | 66 | 37 | 29 | 13 | 7 | 6 | 4 | 2 | 2 |
| 4 to 5 months..... | 46 | 30 | 16 | 30 | 18 | 12 | 8 | 7 | 1 | 8 | 5 | 3 |
| 6 months or more..... | 6,020 | 2,895 | 3,125 | 2,638 | 1,312 | 1,326 | 2,472 | 1,218 | 1,254 | 910 | 365 | 545 |
| Syracuse, N. Y..... | 18,812 | 9,165 | 9,647 | 6,917 | 3,414 | 3,503 | 8,579 | 4,240 | 4,339 | 3,316 | 1,511 | 1,805 |
| 1 month or less..... | 41 | 17 | 24 | 11 | 4 | 7 | 20 | 6 | 14 | 10 | 7 | 3 |
| 2 to 3 months..... | 125 | 44 | 81 | 80 | 29 | 51 | 26 | 11 | 15 | 19 | 4 | 15 |
| 4 to 5 months..... | 235 | 120 | 115 | 154 | 77 | 77 | 41 | 22 | 19 | 40 | 21 | 19 |
| 6 months or more..... | 18,411 | 8,984 | 9,427 | 6,672 | 3,304 | 3,368 | 8,492 | 4,201 | 4,291 | 3,247 | 1,479 | 1,768 |
| Tacoma, Wash..... | 6,892 | 3,309 | 3,583 | 2,597 | 1,334 | 1,263 | 3,009 | 1,471 | 1,538 | 1,286 | 504 | 782 |
| 1 month or less..... | 10 | 6 | 4 | 5 | 3 | 2 | 2 | 2 | — | 3 | 1 | 2 |
| 2 to 3 months..... | 97 | 41 | 56 | 51 | 24 | 27 | 19 | 10 | 9 | 27 | 7 | 20 |
| 4 to 5 months..... | 228 | 99 | 129 | 139 | 64 | 75 | 57 | 22 | 35 | 32 | 13 | 19 |
| 6 months or more..... | 6,557 | 3,163 | 3,394 | 2,402 | 1,243 | 1,159 | 2,931 | 1,437 | 1,494 | 1,224 | 483 | 741 |
| Taunton, Mass..... | 4,468 | 2,292 | 2,176 | 1,429 | 730 | 699 | 2,364 | 1,218 | 1,146 | 675 | 344 | 331 |
| 1 month or less..... | 9 | 6 | 3 | 5 | 2 | 3 | 2 | 2 | — | 2 | 2 | — |
| 2 to 3 months..... | 67 | 28 | 39 | 27 | 14 | 13 | 35 | 11 | 24 | 5 | 3 | 2 |
| 4 to 5 months..... | 63 | 30 | 33 | 41 | 20 | 21 | 15 | 8 | 7 | 7 | 2 | 5 |
| 6 months or more..... | 4,329 | 2,228 | 2,101 | 1,356 | 694 | 662 | 2,312 | 1,197 | 1,115 | 661 | 337 | 324 |
| Terre Haute, Ind..... | 6,603 | 3,203 | 3,400 | 2,294 | 1,144 | 1,150 | 2,847 | 1,390 | 1,457 | 1,462 | 669 | 793 |
| 1 month or less..... | 13 | 4 | 9 | 5 | 1 | 4 | 1 | 1 | — | 7 | 2 | 5 |
| 2 to 3 months..... | 207 | 96 | 111 | 44 | 15 | 29 | 27 | 10 | 17 | 136 | 71 | 65 |
| 4 to 5 months..... | 148 | 74 | 74 | 61 | 24 | 37 | 44 | 26 | 18 | 43 | 24 | 19 |
| 6 months or more..... | 6,235 | 3,029 | 3,206 | 2,184 | 1,104 | 1,080 | 2,775 | 1,353 | 1,422 | 1,276 | 572 | 704 |
| Toledo, Ohio..... | 22,395 | 11,441 | 11,454 | 8,550 | 4,339 | 4,211 | 11,146 | 5,681 | 5,465 | 3,199 | 1,421 | 1,773 |
| 1 month or less..... | 32 | 16 | 16 | 16 | 9 | 7 | 5 | 1 | 4 | 11 | 6 | 5 |
| 2 to 3 months..... | 214 | 103 | 111 | 154 | 76 | 78 | 38 | 16 | 22 | 22 | 11 | 11 |
| 4 to 5 months..... | 257 | 122 | 135 | 144 | 64 | 80 | 68 | 34 | 34 | 45 | 24 | 21 |
| 6 months or more..... | 22,392 | 11,200 | 11,192 | 8,236 | 4,190 | 4,046 | 11,035 | 5,630 | 5,405 | 3,121 | 1,330 | 1,741 |
| Topeka, Kans..... | 6,341 | 2,931 | 3,410 | 1,632 | 823 | 809 | 3,052 | 1,439 | 1,613 | 1,657 | 669 | 988 |
| 1 month or less..... | 7 | 4 | 3 | 5 | 3 | 2 | — | — | — | 2 | 1 | 1 |
| 2 to 3 months..... | 102 | 53 | 49 | 49 | 24 | 25 | 33 | 19 | 14 | 20 | 10 | 10 |
| 4 to 5 months..... | 190 | 92 | 98 | 84 | 46 | 38 | 66 | 33 | 33 | 40 | 13 | 27 |
| 6 months or more..... | 6,042 | 2,782 | 3,260 | 1,494 | 750 | 744 | 2,953 | 1,387 | 1,566 | 1,595 | 645 | 950 |
| Trenton, N. J..... | 11,396 | 5,538 | 5,808 | 4,417 | 2,234 | 2,183 | 5,482 | 2,725 | 2,757 | 1,497 | 629 | 868 |
| 1 month or less..... | 43 | 24 | 19 | 32 | 19 | 13 | 10 | 5 | 5 | 1 | — | 1 |
| 2 to 3 months..... | 127 | 67 | 60 | 79 | 42 | 37 | 40 | 23 | 17 | 8 | 2 | 6 |
| 4 to 5 months..... | 224 | 110 | 114 | 136 | 68 | 68 | 64 | 31 | 33 | 24 | 11 | 13 |
| 6 months or more..... | 11,002 | 5,337 | 5,615 | 4,170 | 2,105 | 2,065 | 5,368 | 2,666 | 2,702 | 1,464 | 616 | 848 |
| Troy, N. Y..... | 9,840 | 5,099 | 4,741 | 3,993 | 2,080 | 1,913 | 4,431 | 2,260 | 2,171 | 1,416 | 759 | 657 |
| 1 month or less..... | 23 | 16 | 7 | 14 | 11 | 3 | 6 | 3 | 3 | 3 | 2 | 1 |
| 2 to 3 months..... | 46 | 23 | 23 | 33 | 14 | 19 | 8 | 5 | 3 | 5 | 4 | 1 |
| 4 to 5 months..... | 94 | 52 | 42 | 50 | 28 | 22 | 32 | 15 | 17 | 12 | 9 | 3 |
| 6 months or more..... | 9,677 | 5,008 | 4,669 | 3,896 | 2,027 | 1,869 | 4,385 | 2,237 | 2,148 | 1,396 | 744 | 652 |
| Utica, N. Y..... | 8,594 | 4,307 | 4,287 | 3,135 | 1,601 | 1,534 | 4,267 | 2,145 | 2,122 | 1,192 | 561 | 631 |
| 1 month or less..... | 24 | 11 | 13 | 15 | 6 | 9 | 8 | 4 | 4 | 1 | 1 | — |
| 2 to 3 months..... | 45 | 19 | 26 | 33 | 13 | 20 | 7 | 1 | 6 | 5 | — | — |
| 4 to 5 months..... | 204 | 114 | 90 | 89 | 51 | 38 | 88 | 51 | 37 | 27 | 15 | 15 |
| 6 months or more..... | 8,321 | 4,163 | 4,153 | 2,998 | 1,531 | 1,467 | 4,164 | 2,089 | 2,075 | 1,159 | 543 | 616 |
| Washington, D. C..... | 39,904 | 18,733 | 21,116 | 10,790 | 5,339 | 5,451 | 19,898 | 9,397 | 10,501 | 9,216 | 4,052 | 5,164 |
| 1 month or less..... | 83 | 40 | 43 | 27 | 16 | 11 | 34 | 14 | 20 | 22 | 10 | 12 |
| 2 to 3 months..... | 305 | 143 | 162 | 129 | 66 | 63 | 107 | 52 | 55 | 69 | 25 | 44 |
| 4 to 5 months..... | 742 | 384 | 358 | 393 | 212 | 186 | 234 | 125 | 109 | 110 | 47 | 63 |
| 6 months or more..... | 33,774 | 18,221 | 20,553 | 10,236 | 5,045 | 5,191 | 19,523 | 9,206 | 10,317 | 9,015 | 3,970 | 5,045 |
| Waterbury, Conn..... | 7,523 | 3,688 | 3,835 | 2,969 | 1,450 | 1,519 | 3,508 | 1,731 | 1,777 | 1,046 | 507 | 539 |
| 1 month or less..... | 16 | 10 | 6 | 12 | 8 | 4 | 1 | 1 | — | 3 | 1 | 2 |
| 2 to 3 months..... | 44 | 16 | 28 | 33 | 15 | 18 | 8 | — | 8 | 3 | 1 | 2 |
| 4 to 5 months..... | 142 | 63 | 79 | 94 | 48 | 46 | 39 | 17 | 22 | 9 | 3 | 6 |
| 6 months or more..... | 7,321 | 3,594 | 3,727 | 2,830 | 1,379 | 1,451 | 3,460 | 1,713 | 1,747 | 1,031 | 502 | 529 |

STATISTICS OF POPULATION.

TABLE 55.—TOTAL PERSONS ATTENDING SCHOOL DURING THE CENSUS YEAR, CLASSIFIED BY SEX, AGE PERIODS, AND MONTHS OF SCHOOL ATTENDANCE, FOR CITIES HAVING 25,000 INHABITANTS OR MORE: 1900—Continued.

| CITIES AND MONTHS OF SCHOOL ATTENDANCE. | ALL PERSONS. | | | UNDER 10 YEARS. | | | 10 TO 14 YEARS. | | | 15 YEARS AND OVER. | | |
|---|--------------|--------|---------------|-----------------|--------|---------------|-----------------|--------|---------------|--------------------|--------|---------------|
| | Total. | Males. | Fe- males. | Total. | Males. | Fe- males. | Total. | Males. | Fe- males. | Total. | Males. | Fe- males. |
| Wheeling, W. Va. ----- | 5,479 | 2,682 | 2,797 | 1,921 | 964 | 957 | 2,855 | 1,414 | 1,441 | 708 | 304 | 399 |
| 1 month or less ----- | 37 | 15 | 22 | 23 | 12 | 11 | 9 | 2 | 7 | 5 | 1 | 4 |
| 2 to 3 months ----- | 102 | 53 | 49 | 69 | 37 | 32 | 25 | 11 | 14 | 8 | 5 | 3 |
| 4 to 5 months ----- | 143 | 63 | 80 | 89 | 37 | 43 | 49 | 23 | 26 | 14 | 3 | 11 |
| 6 months or more ----- | 5,197 | 2,551 | 2,646 | 1,749 | 878 | 871 | 2,772 | 1,378 | 1,394 | 676 | 295 | 381 |
| Wilkesbarre, Pa. ----- | 8,878 | 4,247 | 4,631 | 3,511 | 1,725 | 1,786 | 4,142 | 1,993 | 2,149 | 1,225 | 529 | 696 |
| 1 month or less ----- | 20 | 8 | 12 | 15 | 6 | 9 | 4 | 2 | 2 | 1 | | 1 |
| 2 to 3 months ----- | 74 | 32 | 42 | 49 | 20 | 29 | 18 | 8 | 10 | 7 | 4 | 3 |
| 4 to 5 months ----- | 99 | 41 | 58 | 49 | 20 | 29 | 35 | 15 | 20 | 15 | 6 | 9 |
| 6 months or more ----- | 8,685 | 4,166 | 4,519 | 3,398 | 1,679 | 1,719 | 4,085 | 1,968 | 2,117 | 1,202 | 519 | 683 |
| Williamsport, Pa. ----- | 4,774 | 2,294 | 2,480 | 1,420 | 694 | 726 | 2,390 | 1,142 | 1,248 | 964 | 458 | 506 |
| 1 month or less ----- | 13 | 5 | 8 | 6 | 2 | 4 | 4 | 1 | 3 | 3 | 2 | 1 |
| 2 to 3 months ----- | 42 | 19 | 23 | 17 | 8 | 9 | 14 | 7 | 7 | 11 | 4 | 7 |
| 4 to 5 months ----- | 71 | 35 | 33 | 34 | 18 | 16 | 23 | 12 | 11 | 14 | 8 | 6 |
| 6 months or more ----- | 4,648 | 2,232 | 2,416 | 1,363 | 666 | 697 | 2,349 | 1,122 | 1,227 | 936 | 444 | 492 |
| Wilmington, Del. ----- | 11,333 | 5,588 | 5,745 | 4,259 | 2,153 | 2,106 | 5,701 | 2,797 | 2,904 | 1,373 | 638 | 735 |
| 1 month or less ----- | 23 | 12 | 16 | 12 | 5 | 7 | 10 | 4 | 6 | 6 | 3 | 3 |
| 2 to 3 months ----- | 116 | 54 | 62 | 74 | 39 | 35 | 29 | 11 | 18 | 13 | 4 | 9 |
| 4 to 5 months ----- | 176 | 87 | 89 | 99 | 48 | 51 | 62 | 34 | 28 | 15 | 5 | 10 |
| 6 months or more ----- | 11,013 | 5,435 | 5,578 | 4,074 | 2,061 | 2,013 | 5,600 | 2,745 | 2,852 | 1,339 | 626 | 718 |
| Woonsocket, R. I. ----- | 4,712 | 2,352 | 2,360 | 1,976 | 1,008 | 968 | 2,290 | 1,120 | 1,170 | 446 | 224 | 222 |
| 1 month or less ----- | 29 | 14 | 15 | 14 | 7 | 7 | 11 | 4 | 7 | 4 | 3 | 1 |
| 2 to 3 months ----- | 78 | 42 | 36 | 49 | 26 | 23 | 24 | 14 | 10 | 5 | 2 | 3 |
| 4 to 5 months ----- | 107 | 46 | 61 | 23 | 10 | 13 | 68 | 28 | 40 | 16 | 8 | 8 |
| 6 months or more ----- | 4,498 | 2,250 | 2,248 | 1,890 | 965 | 925 | 2,187 | 1,074 | 1,113 | 421 | 211 | 210 |
| Worcester, Mass ----- | 19,965 | 10,129 | 9,836 | 7,192 | 3,589 | 3,603 | 8,913 | 4,480 | 4,433 | 3,860 | 2,060 | 1,800 |
| 1 month or less ----- | 49 | 26 | 23 | 31 | 17 | 14 | 12 | 7 | 5 | 6 | 2 | 4 |
| 2 to 3 months ----- | 202 | 88 | 114 | 127 | 55 | 72 | 41 | 16 | 25 | 34 | 17 | 17 |
| 4 to 5 months ----- | 230 | 104 | 126 | 146 | 71 | 75 | 54 | 19 | 35 | 30 | 14 | 16 |
| 6 months or more ----- | 19,484 | 9,911 | 9,573 | 6,888 | 3,446 | 3,442 | 8,806 | 4,433 | 4,368 | 3,790 | 2,027 | 1,763 |
| Yonkers, N. Y. ----- | 7,921 | 3,991 | 3,930 | 3,564 | 1,754 | 1,810 | 3,449 | 1,707 | 1,742 | 908 | 530 | 378 |
| 1 month or less ----- | 15 | 8 | 7 | 14 | 8 | 6 | 1 | | 1 | | | |
| 2 to 3 months ----- | 98 | 55 | 43 | 69 | 39 | 30 | 22 | 14 | 8 | 7 | 2 | 5 |
| 4 to 5 months ----- | 370 | 179 | 191 | 207 | 107 | 100 | 120 | 55 | 65 | 43 | 17 | 26 |
| 6 months or more ----- | 7,438 | 3,749 | 3,689 | 3,274 | 1,600 | 1,674 | 3,306 | 1,638 | 1,668 | 858 | 511 | 347 |
| York, Pa. ----- | 5,651 | 2,845 | 2,806 | 2,297 | 1,179 | 1,118 | 2,650 | 1,300 | 1,350 | 704 | 366 | 338 |
| 1 month or less ----- | 10 | 4 | 6 | 8 | 3 | 5 | 2 | 1 | 1 | | | |
| 2 to 3 months ----- | 65 | 35 | 30 | 42 | 24 | 18 | 14 | 7 | 7 | 9 | 4 | 5 |
| 4 to 5 months ----- | 70 | 37 | 33 | 38 | 20 | 18 | 22 | 10 | 12 | 10 | 7 | 3 |
| 6 months or more ----- | 5,506 | 2,769 | 2,787 | 2,209 | 1,132 | 1,077 | 2,612 | 1,282 | 1,330 | 685 | 355 | 330 |
| Youngstown, Ohio ----- | 8,394 | 4,192 | 4,202 | 3,205 | 1,613 | 1,592 | 4,003 | 2,034 | 1,969 | 1,186 | 545 | 641 |
| 1 month or less ----- | 9 | 5 | 4 | 6 | 4 | 2 | 2 | 1 | 1 | 1 | | 1 |
| 2 to 3 months ----- | 107 | 61 | 46 | 85 | 52 | 33 | 14 | 5 | 9 | 8 | 4 | 4 |
| 4 to 5 months ----- | 99 | 49 | 50 | 70 | 36 | 34 | 23 | 10 | 13 | 6 | 3 | 3 |
| 6 months or more ----- | 8,179 | 4,077 | 4,102 | 3,044 | 1,521 | 1,523 | 3,964 | 2,018 | 1,946 | 1,171 | 538 | 633 |

ILLITERACY.

BY STATES AND TERRITORIES: 1900.

- TABLE 56.—TOTAL ILLITERATE POPULATION 10 YEARS OF AGE AND OVER, CLASSIFIED BY GENERAL NATIVITY AND COLOR.
- TABLE 57.—TOTAL ILLITERATE POPULATION 10 YEARS OF AGE AND OVER, CLASSIFIED BY SEX AND DEGREE OF ILLITERACY.
- TABLE 58.—ILLITERATE WHITE POPULATION 10 YEARS OF AGE AND OVER, CLASSIFIED BY SEX AND DEGREE OF ILLITERACY.
- TABLE 59.—ILLITERATE NATIVE WHITE POPULATION 10 YEARS OF AGE AND OVER, CLASSIFIED BY SEX AND DEGREE OF ILLITERACY.
- TABLE 60.—ILLITERATE NATIVE WHITE POPULATION OF NATIVE PARENTAGE 10 YEARS OF AGE AND OVER, CLASSIFIED BY SEX AND DEGREE OF ILLITERACY.
- TABLE 61.—ILLITERATE NATIVE WHITE POPULATION OF FOREIGN PARENTAGE 10 YEARS OF AGE AND OVER, CLASSIFIED BY SEX AND DEGREE OF ILLITERACY.
- TABLE 62.—ILLITERATE FOREIGN WHITE POPULATION 10 YEARS OF AGE AND OVER, CLASSIFIED BY SEX AND DEGREE OF ILLITERACY.
- TABLE 63.—ILLITERATE COLORED POPULATION 10 YEARS OF AGE AND OVER, CLASSIFIED BY SEX AND DEGREE OF ILLITERACY.
- TABLE 64.—ILLITERATE NEGRO POPULATION 10 YEARS OF AGE AND OVER, CLASSIFIED BY SEX AND DEGREE OF ILLITERACY.
- TABLE 65.—TOTAL ILLITERATE POPULATION 10 YEARS OF AGE AND OVER, CLASSIFIED BY SEX AND AGE PERIODS.
- TABLE 66.—ILLITERATE WHITE POPULATION 10 YEARS OF AGE AND OVER, CLASSIFIED BY SEX AND AGE PERIODS.
- TABLE 67.—ILLITERATE NATIVE WHITE POPULATION 10 YEARS OF AGE AND OVER, CLASSIFIED BY SEX AND AGE PERIODS.
- TABLE 68.—ILLITERATE NATIVE WHITE POPULATION OF NATIVE PARENTAGE 10 YEARS OF AGE AND OVER, CLASSIFIED BY SEX AND AGE PERIODS.
- TABLE 69.—ILLITERATE NATIVE WHITE POPULATION OF FOREIGN PARENTAGE 10 YEARS OF AGE AND OVER, CLASSIFIED BY SEX AND AGE PERIODS.
- TABLE 70.—ILLITERATE FOREIGN WHITE POPULATION 10 YEARS OF AGE AND OVER, CLASSIFIED BY SEX AND AGE PERIODS.
- TABLE 71.—ILLITERATE COLORED POPULATION 10 YEARS OF AGE AND OVER, CLASSIFIED BY SEX AND AGE PERIODS.
- TABLE 72.—ILLITERATE NEGRO POPULATION 10 YEARS OF AGE AND OVER, CLASSIFIED BY SEX AND AGE PERIODS.

FOR THE UNITED STATES: 1900.

- TABLE 73.—TOTAL ILLITERATE POPULATION 10 YEARS OF AGE AND OVER, CLASSIFIED BY DEGREE OF ILLITERACY, GENERAL NATIVITY, COLOR, SEX, AND AGE PERIODS.

FOR CITIES HAVING 25,000 INHABITANTS OR MORE: 1900.

- TABLE 74.—TOTAL ILLITERATE POPULATION 10 YEARS OF AGE AND OVER, CLASSIFIED BY SEX AND DEGREE OF ILLITERACY.
- TABLE 75.—ILLITERATE NATIVE WHITE POPULATION OF NATIVE PARENTAGE 10 YEARS OF AGE AND OVER, CLASSIFIED BY SEX AND DEGREE OF ILLITERACY.
- TABLE 76.—ILLITERATE NATIVE WHITE POPULATION OF FOREIGN PARENTAGE 10 YEARS OF AGE AND OVER, CLASSIFIED BY SEX AND DEGREE OF ILLITERACY.
- TABLE 77.—ILLITERATE FOREIGN WHITE POPULATION 10 YEARS OF AGE AND OVER, CLASSIFIED BY SEX AND DEGREE OF ILLITERACY.
- TABLE 78.—ILLITERATE COLORED POPULATION 10 YEARS OF AGE AND OVER, CLASSIFIED BY SEX AND DEGREE OF ILLITERACY.
- TABLE 79.—TOTAL ILLITERATE POPULATION 10 YEARS OF AGE AND OVER, CLASSIFIED BY SEX AND AGE PERIODS.
- TABLE 80.—ILLITERATE NATIVE WHITE POPULATION OF NATIVE PARENTAGE 10 YEARS OF AGE AND OVER, CLASSIFIED BY SEX AND AGE PERIODS.
- TABLE 81.—ILLITERATE NATIVE WHITE POPULATION OF FOREIGN PARENTAGE 10 YEARS OF AGE AND OVER, CLASSIFIED BY SEX AND AGE PERIODS.
- TABLE 82.—ILLITERATE FOREIGN WHITE POPULATION 10 YEARS OF AGE AND OVER, CLASSIFIED BY SEX AND AGE PERIODS.
- TABLE 83.—ILLITERATE COLORED POPULATION 10 YEARS OF AGE AND OVER, CLASSIFIED BY SEX AND AGE PERIODS.

BY COUNTIES: 1900.

- TABLE 84.—TOTAL ILLITERATE POPULATION 10 YEARS OF AGE AND OVER, CLASSIFIED BY GENERAL NATIVITY AND COLOR.

TABLE 56.—TOTAL ILLITERATE POPULATION 10 YEARS OF AGE AND OVER, CLASSIFIED BY GENERAL NATIVITY AND COLOR, BY STATES AND TERRITORIES: 1900.

[The designation "illiterate" comprehends all persons who can neither read nor write or who can read but can not write. The designation "native white—native parents" comprehends all native white persons having either both parents native born, one parent native born and one parent unknown, or both parents unknown, while the designation "native white—foreign parents" comprehends all native white persons having either one or both parents foreign born.]

| STATES AND TERRITORIES. | Aggregate. | Native born. | Foreign born. | Total white. | NATIVE WHITE. | | | Foreign white. | COLORED. ¹ | |
|--------------------------------------|------------|--------------|---------------|--------------|---------------|-----------------|------------------|----------------|-----------------------|---------------------|
| | | | | | Total. | Native parents. | Foreign parents. | | Total. | Negro. ² |
| The United States ³ | 6,246,857 | 4,882,497 | 1,364,360 | 3,209,605 | 1,916,434 | 1,737,050 | 179,384 | 1,298,171 | 3,037,252 | 2,853,720 |
| Alabama..... | 443,590 | 442,174 | 1,416 | 104,833 | 103,570 | 102,779 | 791 | 1,313 | 338,707 | 338,605 |
| Alaska..... | 23,311 | 19,945 | 3,366 | 765 | 193 | 141 | 52 | 572 | 22,546 | 6 |
| Arizona..... | 27,307 | 19,216 | 8,091 | 10,648 | 3,096 | 1,266 | 1,830 | 7,552 | 16,659 | 211 |
| Arkansas..... | 190,655 | 189,490 | 1,165 | 77,160 | 76,036 | 74,828 | 1,208 | 1,124 | 113,495 | 113,453 |
| California..... | 53,959 | 18,215 | 40,744 | 35,587 | 8,320 | 4,983 | 3,337 | 27,267 | 23,372 | 1,211 |
| Colorado..... | 17,779 | 10,347 | 7,432 | 15,956 | 8,692 | 7,920 | 772 | 7,264 | 1,823 | 962 |
| Connecticut..... | 42,973 | 5,093 | 37,880 | 41,401 | 3,678 | 1,958 | 1,720 | 37,723 | 1,572 | 1,441 |
| Delaware..... | 17,531 | 15,033 | 2,498 | 8,548 | 6,072 | 5,840 | 232 | 2,476 | 8,983 | 8,967 |
| District of Columbia..... | 20,028 | 18,589 | 1,439 | 2,480 | 1,133 | 975 | 163 | 1,342 | 17,548 | 17,462 |
| Florida..... | 84,285 | 80,321 | 3,464 | 19,134 | 17,089 | 16,470 | 569 | 2,145 | 65,101 | 64,816 |
| Georgia..... | 480,420 | 479,460 | 960 | 101,264 | 100,431 | 99,948 | 483 | 833 | 379,156 | 379,067 |
| Hawaii..... | 42,340 | 2,385 | 39,955 | 7,541 | 2,197 | 1,768 | 429 | 5,344 | 34,799 | 34 |
| Idaho..... | 5,505 | 3,325 | 2,180 | 2,167 | 862 | 633 | 229 | 1,305 | 3,333 | 37 |
| Illinois..... | 157,958 | 70,910 | 87,048 | 144,705 | 58,037 | 48,680 | 9,357 | 86,668 | 13,233 | 12,903 |
| Indiana..... | 90,539 | 74,417 | 16,122 | 79,859 | 63,800 | 57,137 | 6,663 | 16,059 | 10,680 | 10,594 |
| Indian Territory..... | 52,052 | 51,139 | 913 | 29,980 | 29,091 | 28,496 | 595 | 889 | 22,072 | 11,242 |
| Iowa..... | 40,172 | 13,709 | 21,463 | 37,953 | 16,522 | 12,494 | 4,028 | 21,431 | 2,219 | 1,962 |
| Kansas..... | 32,513 | 21,891 | 10,622 | 22,769 | 12,165 | 10,064 | 2,101 | 10,604 | 9,744 | 9,230 |
| Kentucky..... | 262,954 | 257,488 | 5,466 | 174,763 | 169,324 | 166,822 | 2,502 | 5,444 | 38,136 | 38,137 |
| Louisiana..... | 381,145 | 366,419 | 14,726 | 96,551 | 82,227 | 78,899 | 3,328 | 14,824 | 234,594 | 234,028 |
| Maine..... | 29,060 | 11,757 | 17,303 | 23,589 | 11,394 | 6,880 | 4,514 | 17,195 | 471 | 155 |
| Maryland..... | 101,947 | 89,422 | 12,525 | 38,694 | 26,432 | 23,837 | 2,595 | 12,262 | 63,033 | 63,033 |
| Massachusetts..... | 134,043 | 12,813 | 121,230 | 130,321 | 10,739 | 3,912 | 6,827 | 119,582 | 3,722 | 2,853 |
| Michigan..... | 80,432 | 25,868 | 54,614 | 76,676 | 22,277 | 12,154 | 10,123 | 54,399 | 3,806 | 1,426 |
| Minnesota..... | 52,946 | 10,707 | 42,239 | 48,480 | 6,338 | 1,556 | 4,782 | 42,142 | 4,466 | 337 |
| Mississippi..... | 351,461 | 350,536 | 925 | 36,844 | 36,038 | 35,432 | 606 | 806 | 314,617 | 313,312 |
| Missouri..... | 152,844 | 132,794 | 20,050 | 116,349 | 96,405 | 89,203 | 7,202 | 19,944 | 36,495 | 36,390 |
| Montana..... | 11,675 | 6,168 | 5,507 | 5,016 | 752 | 406 | 346 | 4,264 | 6,659 | 152 |
| Nebraska..... | 17,997 | 6,041 | 11,956 | 16,628 | 4,717 | 3,311 | 1,406 | 11,911 | 1,369 | 633 |
| Nevada..... | 4,645 | 3,593 | 1,052 | 774 | 133 | 81 | 52 | 641 | 3,871 | 29 |
| New Hampshire..... | 21,075 | 3,907 | 17,168 | 20,966 | 3,840 | 2,085 | 1,755 | 17,126 | 109 | 70 |
| New Jersey..... | 86,658 | 26,878 | 59,780 | 76,333 | 17,031 | 13,511 | 3,520 | 59,307 | 10,320 | 9,832 |
| New Mexico..... | 46,971 | 42,493 | 4,478 | 33,922 | 34,525 | 32,532 | 1,993 | 4,397 | 8,049 | 271 |
| New York..... | 318,100 | 57,660 | 260,440 | 305,773 | 47,350 | 29,133 | 18,162 | 258,423 | 12,327 | 9,130 |
| North Carolina..... | 386,251 | 385,963 | 288 | 175,907 | 175,645 | 175,325 | 320 | 262 | 210,344 | 208,132 |
| North Dakota..... | 12,719 | 4,010 | 8,709 | 9,495 | 1,063 | 279 | 784 | 8,432 | 3,224 | 31 |
| Ohio..... | 131,541 | 81,260 | 50,231 | 117,310 | 67,155 | 56,416 | 10,739 | 50,155 | 14,231 | 14,107 |
| Oklahoma..... | 15,774 | 14,468 | 1,306 | 7,547 | 6,279 | 5,788 | 491 | 1,268 | 8,227 | 3,628 |
| Oregon..... | 10,686 | 4,307 | 6,379 | 4,387 | 2,130 | 1,745 | 435 | 2,207 | 6,299 | 89 |
| Pennsylvania..... | 299,376 | 106,863 | 192,513 | 279,073 | 87,372 | 71,334 | 15,938 | 191,706 | 20,298 | 19,532 |
| Rhode Island..... | 29,004 | 4,639 | 24,365 | 27,371 | 3,714 | 1,196 | 2,518 | 24,157 | 1,133 | 1,063 |
| South Carolina..... | 338,659 | 338,268 | 391 | 54,719 | 54,375 | 54,177 | 198 | 344 | 283,940 | 283,833 |
| South Dakota..... | 14,832 | 8,965 | 5,867 | 7,039 | 1,204 | 432 | 772 | 5,835 | 7,793 | 51 |
| Tennessee..... | 306,930 | 305,189 | 1,741 | 159,086 | 157,396 | 156,342 | 1,054 | 1,690 | 147,844 | 147,784 |
| Texas..... | 314,018 | 261,862 | 52,156 | 146,437 | 95,006 | 70,006 | 25,000 | 51,481 | 167,531 | 167,138 |
| Utah..... | 6,141 | 2,776 | 3,365 | 4,275 | 1,103 | 643 | 460 | 3,167 | 1,866 | 37 |
| Vermont..... | 16,247 | 7,032 | 9,215 | 16,139 | 6,934 | 3,231 | 3,703 | 9,205 | 108 | 99 |
| Virginia..... | 312,120 | 309,963 | 2,152 | 98,160 | 96,117 | 95,533 | 584 | 2,043 | 213,960 | 213,836 |
| Washington..... | 12,740 | 6,306 | 6,434 | 5,920 | 1,374 | 973 | 396 | 4,546 | 6,820 | 259 |
| West Virginia..... | 80,105 | 75,363 | 4,742 | 69,011 | 64,231 | 63,008 | 1,223 | 4,730 | 11,094 | 11,033 |
| Wisconsin..... | 73,779 | 17,312 | 56,467 | 70,385 | 13,939 | 3,639 | 10,300 | 56,396 | 3,394 | 250 |
| Wyoming..... | 2,878 | 1,326 | 1,552 | 1,697 | 348 | 257 | 91 | 1,349 | 1,131 | 141 |

¹ Persons of negro descent, Chinese, Japanese, and Indians.
² Includes all persons of negro descent.

³ Includes persons in the military and naval service of the United States (including civilian employees, etc.) stationed abroad, not credited to any state or territory.

STATISTICS OF POPULATION.

TABLE 57.—TOTAL ILLITERATE POPULATION 10 YEARS OF AGE AND OVER, CLASSIFIED BY SEX AND DEGREE OF ILLITERACY, BY STATES AND TERRITORIES: 1900.

| STATES AND TERRITORIES. | AGGREGATE. | | | NUMBER WHO CAN READ BUT CAN NOT WRITE. | | | NUMBER WHO CAN NEITHER READ NOR WRITE. | | |
|--------------------------------------|------------|-----------|-----------|--|---------|----------|--|-----------|-----------|
| | Total. | Males. | Females. | Total. | Males. | Females. | Total. | Males. | Females. |
| The United States ¹ | 6,246,867 | 3,055,056 | 3,191,801 | 956,842 | 422,209 | 534,633 | 5,290,015 | 2,632,847 | 2,657,168 |
| Alabama..... | 443,590 | 212,579 | 231,011 | 57,340 | 27,411 | 29,929 | 386,250 | 185,168 | 201,082 |
| Alaska..... | 23,311 | 13,124 | 10,187 | 188 | 128 | 60 | 23,123 | 12,996 | 10,127 |
| Arizona..... | 27,307 | 14,404 | 12,903 | 607 | 287 | 320 | 26,700 | 14,117 | 12,583 |
| Arkansas..... | 190,655 | 91,483 | 99,172 | 38,018 | 17,520 | 20,498 | 152,637 | 73,963 | 78,674 |
| California..... | 58,959 | 36,444 | 22,515 | 4,350 | 2,197 | 2,153 | 54,609 | 34,247 | 20,362 |
| Colorado..... | 17,779 | 8,774 | 9,005 | 2,080 | 952 | 1,128 | 15,699 | 7,822 | 7,877 |
| Connecticut..... | 42,973 | 20,929 | 22,044 | 6,459 | 2,529 | 3,930 | 36,514 | 18,400 | 18,114 |
| Delaware..... | 17,531 | 8,882 | 8,649 | 1,939 | 843 | 1,096 | 15,592 | 8,039 | 7,553 |
| District of Columbia..... | 20,028 | 7,807 | 12,221 | 2,119 | 773 | 1,346 | 17,909 | 7,034 | 10,875 |
| Florida..... | 84,285 | 41,420 | 42,865 | 11,320 | 5,722 | 5,598 | 72,965 | 35,698 | 37,267 |
| Georgia..... | 480,420 | 231,880 | 248,540 | 61,659 | 30,213 | 31,446 | 418,761 | 201,667 | 217,094 |
| Hawaii..... | 42,340 | 29,578 | 12,762 | 627 | 424 | 203 | 41,713 | 29,154 | 12,559 |
| Idaho..... | 5,505 | 3,260 | 2,245 | 631 | 324 | 307 | 4,874 | 2,936 | 1,938 |
| Illinois..... | 157,958 | 74,752 | 83,206 | 35,744 | 14,380 | 21,364 | 122,214 | 60,372 | 61,842 |
| Indiana..... | 90,539 | 43,763 | 46,776 | 24,415 | 9,350 | 15,065 | 66,124 | 34,413 | 31,711 |
| Indian Territory..... | 52,052 | 27,709 | 24,343 | 10,275 | 5,535 | 4,740 | 41,777 | 22,174 | 19,603 |
| Iowa..... | 40,172 | 18,675 | 21,497 | 13,298 | 4,981 | 8,317 | 26,874 | 13,694 | 13,180 |
| Kansas..... | 32,513 | 15,732 | 16,781 | 8,417 | 3,405 | 5,012 | 24,096 | 12,327 | 11,769 |
| Kentucky..... | 262,954 | 131,939 | 131,015 | 47,904 | 21,793 | 26,106 | 215,050 | 110,141 | 104,909 |
| Louisiana..... | 381,145 | 183,318 | 197,827 | 22,786 | 11,437 | 11,349 | 358,359 | 171,881 | 186,478 |
| Maine..... | 29,060 | 16,936 | 12,124 | 4,271 | 2,218 | 2,053 | 24,789 | 14,718 | 10,071 |
| Maryland..... | 101,947 | 49,110 | 52,837 | 11,711 | 4,836 | 6,875 | 90,236 | 44,274 | 45,962 |
| Massachusetts..... | 134,043 | 59,414 | 74,629 | 17,977 | 6,131 | 11,846 | 116,066 | 53,283 | 62,783 |
| Michigan..... | 80,482 | 43,224 | 37,258 | 17,523 | 7,980 | 9,543 | 62,959 | 35,244 | 27,715 |
| Minnesota..... | 52,946 | 23,049 | 29,897 | 18,599 | 6,375 | 12,224 | 34,347 | 16,674 | 17,673 |
| Mississippi..... | 351,461 | 170,827 | 180,634 | 44,458 | 22,413 | 22,045 | 307,003 | 148,414 | 158,589 |
| Missouri..... | 152,344 | 75,272 | 77,072 | 35,460 | 16,103 | 19,357 | 117,334 | 59,169 | 58,215 |
| Montana..... | 11,675 | 6,885 | 4,790 | 791 | 455 | 336 | 10,884 | 6,430 | 4,454 |
| Nebraska..... | 17,997 | 8,094 | 9,903 | 4,789 | 1,784 | 3,005 | 13,208 | 6,310 | 6,898 |
| Nevada..... | 4,645 | 2,648 | 1,997 | 115 | 75 | 40 | 4,530 | 2,573 | 1,957 |
| New Hampshire..... | 21,075 | 12,043 | 9,032 | 3,024 | 1,554 | 1,470 | 18,051 | 10,489 | 7,562 |
| New Jersey..... | 86,658 | 42,625 | 44,033 | 11,217 | 4,343 | 6,874 | 75,441 | 38,282 | 37,159 |
| New Mexico..... | 46,971 | 19,765 | 27,206 | 5,852 | 2,386 | 3,466 | 41,119 | 17,379 | 23,740 |
| New York..... | 318,100 | 143,214 | 174,886 | 37,777 | 15,131 | 22,646 | 280,323 | 123,083 | 152,240 |
| North Carolina..... | 386,251 | 181,228 | 205,023 | 70,006 | 28,899 | 41,107 | 316,245 | 152,329 | 163,916 |
| North Dakota..... | 12,719 | 6,194 | 6,525 | 2,547 | 1,051 | 1,496 | 10,172 | 5,143 | 5,029 |
| Ohio..... | 131,541 | 63,404 | 68,137 | 32,693 | 12,883 | 19,810 | 98,848 | 50,521 | 48,327 |
| Oklahoma..... | 15,774 | 7,930 | 7,844 | 2,921 | 1,490 | 1,431 | 12,853 | 6,440 | 6,413 |
| Oregon..... | 10,686 | 7,429 | 3,257 | 1,580 | 854 | 726 | 9,106 | 6,575 | 2,531 |
| Pennsylvania..... | 299,376 | 157,027 | 142,349 | 51,842 | 19,494 | 32,348 | 247,534 | 137,533 | 110,001 |
| Rhode Island..... | 29,004 | 13,582 | 15,422 | 4,933 | 1,820 | 3,113 | 24,071 | 11,762 | 12,309 |
| South Carolina..... | 338,659 | 159,419 | 179,240 | 39,216 | 18,324 | 20,892 | 299,443 | 140,595 | 158,848 |
| South Dakota..... | 14,832 | 6,160 | 8,672 | 2,547 | 875 | 1,672 | 12,285 | 5,285 | 7,000 |
| Tennessee..... | 306,930 | 150,047 | 156,883 | 60,892 | 27,089 | 33,803 | 246,038 | 122,958 | 123,080 |
| Texas..... | 314,018 | 156,801 | 157,217 | 40,470 | 19,670 | 20,800 | 273,548 | 137,131 | 136,417 |
| Utah..... | 6,141 | 2,811 | 3,330 | 1,601 | 523 | 1,078 | 4,540 | 2,288 | 2,252 |
| Vermont..... | 16,247 | 9,507 | 6,740 | 2,118 | 1,048 | 1,070 | 14,129 | 8,459 | 5,670 |
| Virginia..... | 312,120 | 157,890 | 154,230 | 37,515 | 17,969 | 19,546 | 274,605 | 139,921 | 134,684 |
| Washington..... | 12,740 | 7,360 | 5,380 | 1,508 | 742 | 766 | 11,232 | 6,618 | 4,614 |
| West Virginia..... | 80,105 | 41,429 | 38,676 | 21,561 | 9,540 | 12,021 | 58,544 | 31,889 | 26,655 |
| Wisconsin..... | 73,779 | 34,284 | 39,495 | 18,699 | 7,111 | 11,588 | 55,080 | 27,173 | 27,907 |
| Wyoming..... | 2,878 | 1,366 | 1,512 | 269 | 153 | 116 | 2,609 | 1,213 | 896 |

¹ Includes persons in the military and naval service of the United States (including civilian employees, etc.) stationed abroad, not credited to any state or territory.

ILLITERACY.

415

TABLE 58.—ILLITERATE WHITE POPULATION 10 YEARS OF AGE AND OVER, CLASSIFIED BY SEX AND DEGREE OF ILLITERACY, BY STATES AND TERRITORIES: 1900.

| STATES AND TERRITORIES. | AGGREGATE. | | | NUMBER WHO CAN READ BUT CAN NOT WRITE. | | | NUMBER WHO CAN NEITHER READ NOR WRITE. | | |
|--------------------------------------|------------|-----------|-----------|--|---------|----------|--|-----------|-----------|
| | Total. | Males. | Females. | Total. | Males. | Females. | Total. | Males. | Females. |
| The United States ¹ | 3,209,605 | 1,572,120 | 1,637,485 | 646,359 | 267,644 | 378,715 | 2,563,246 | 1,304,476 | 1,258,770 |
| Alabama..... | 104,833 | 50,812 | 54,071 | 24,441 | 10,850 | 13,591 | 80,442 | 39,962 | 40,480 |
| Alaska..... | 765 | 625 | 140 | 76 | 61 | 15 | 689 | 564 | 125 |
| Arizona..... | 10,648 | 5,970 | 4,678 | 552 | 250 | 302 | 10,096 | 5,720 | 4,376 |
| Arkansas..... | 77,160 | 37,429 | 39,731 | 21,832 | 9,572 | 12,260 | 55,328 | 27,857 | 27,471 |
| California..... | 35,587 | 19,810 | 15,777 | 3,634 | 1,636 | 1,998 | 31,953 | 18,174 | 13,779 |
| Colorado..... | 15,956 | 7,842 | 8,114 | 1,871 | 858 | 1,013 | 14,085 | 6,984 | 7,101 |
| Connecticut..... | 41,401 | 20,180 | 21,221 | 6,115 | 2,384 | 3,731 | 35,286 | 17,796 | 17,490 |
| Delaware..... | 8,548 | 4,499 | 4,049 | 1,159 | 489 | 670 | 7,389 | 4,010 | 3,379 |
| District of Columbia..... | 2,480 | 1,007 | 1,473 | 336 | 86 | 250 | 2,144 | 921 | 1,223 |
| Florida..... | 19,184 | 9,214 | 9,970 | 3,486 | 1,568 | 1,918 | 15,698 | 7,646 | 8,052 |
| Georgia..... | 101,264 | 49,078 | 52,186 | 22,414 | 9,805 | 12,609 | 78,850 | 39,273 | 39,577 |
| Hawaii..... | 7,541 | 3,795 | 3,746 | 206 | 74 | 132 | 7,335 | 3,721 | 3,614 |
| Idaho..... | 2,167 | 1,313 | 854 | 547 | 248 | 299 | 1,620 | 1,065 | 555 |
| Illinois..... | 144,705 | 68,277 | 76,428 | 33,592 | 13,317 | 20,275 | 111,113 | 54,960 | 56,153 |
| Indiana..... | 79,859 | 38,361 | 41,498 | 22,795 | 8,583 | 14,212 | 57,064 | 29,778 | 27,286 |
| Indian Territory..... | 29,980 | 16,879 | 13,101 | 7,496 | 4,060 | 3,436 | 22,484 | 12,819 | 9,665 |
| Iowa..... | 37,953 | 17,475 | 20,478 | 12,956 | 4,815 | 8,141 | 24,997 | 12,660 | 12,337 |
| Kansas..... | 22,769 | 11,035 | 11,734 | 6,952 | 2,682 | 4,270 | 15,817 | 8,353 | 7,464 |
| Kentucky..... | 174,768 | 87,496 | 87,272 | 33,836 | 17,373 | 21,463 | 135,932 | 70,123 | 65,809 |
| Louisiana..... | 96,551 | 48,277 | 48,274 | 4,894 | 2,443 | 2,451 | 91,657 | 45,834 | 45,823 |
| Maine..... | 23,589 | 16,699 | 11,890 | 4,220 | 2,194 | 2,026 | 24,369 | 14,505 | 9,864 |
| Maryland..... | 38,694 | 18,551 | 20,143 | 5,932 | 2,180 | 3,752 | 32,762 | 16,371 | 16,391 |
| Massachusetts..... | 130,321 | 57,353 | 72,968 | 17,453 | 5,950 | 11,503 | 112,868 | 51,403 | 61,465 |
| Michigan..... | 76,676 | 41,289 | 35,387 | 17,071 | 7,757 | 9,314 | 59,605 | 33,532 | 26,073 |
| Minnesota..... | 43,480 | 20,992 | 27,488 | 18,480 | 6,320 | 12,160 | 30,000 | 14,672 | 15,328 |
| Mississippi..... | 36,844 | 19,035 | 17,809 | 8,220 | 3,936 | 4,284 | 28,624 | 15,099 | 13,525 |
| Missouri..... | 116,349 | 57,841 | 58,508 | 30,460 | 13,726 | 16,734 | 85,889 | 44,115 | 41,774 |
| Montana..... | 5,016 | 3,315 | 1,701 | 701 | 393 | 308 | 4,315 | 2,922 | 1,393 |
| Nebraska..... | 16,628 | 7,512 | 9,116 | 4,643 | 1,731 | 2,912 | 11,985 | 5,781 | 6,204 |
| Nevada..... | 774 | 532 | 242 | 92 | 55 | 37 | 682 | 477 | 205 |
| New Hampshire..... | 20,966 | 11,965 | 9,001 | 3,007 | 1,542 | 1,465 | 17,959 | 10,423 | 7,536 |
| New Jersey..... | 76,338 | 37,783 | 38,555 | 9,622 | 3,716 | 5,906 | 66,716 | 34,067 | 32,649 |
| New Mexico..... | 38,922 | 15,736 | 23,186 | 5,798 | 2,354 | 3,444 | 33,124 | 13,382 | 19,742 |
| New York..... | 305,773 | 136,889 | 168,884 | 36,084 | 14,436 | 21,648 | 269,689 | 122,453 | 147,236 |
| North Carolina..... | 175,907 | 82,492 | 93,415 | 43,126 | 16,633 | 26,493 | 132,781 | 65,859 | 66,922 |
| North Dakota..... | 9,495 | 4,643 | 4,847 | 2,390 | 968 | 1,422 | 7,105 | 3,680 | 3,425 |
| Ohio..... | 117,310 | 56,159 | 61,151 | 30,047 | 11,726 | 18,321 | 87,263 | 44,433 | 42,830 |
| Oklahoma..... | 7,547 | 4,146 | 3,401 | 2,305 | 1,216 | 1,089 | 5,242 | 2,930 | 2,312 |
| Oregon..... | 4,337 | 2,331 | 2,056 | 1,293 | 537 | 706 | 3,094 | 1,744 | 1,350 |
| Pennsylvania..... | 279,078 | 146,440 | 132,638 | 43,470 | 17,902 | 30,568 | 230,608 | 128,538 | 102,070 |
| Rhode Island..... | 27,871 | 13,063 | 14,808 | 4,717 | 1,747 | 2,970 | 23,154 | 11,316 | 11,838 |
| South Carolina..... | 54,719 | 26,900 | 27,819 | 9,371 | 4,371 | 5,000 | 44,348 | 22,529 | 22,319 |
| South Dakota..... | 7,039 | 3,030 | 4,009 | 2,411 | 813 | 1,598 | 4,628 | 2,212 | 2,416 |
| Tennessee..... | 159,036 | 77,275 | 81,811 | 41,416 | 17,439 | 23,977 | 117,670 | 59,836 | 57,834 |
| Texas..... | 146,437 | 75,606 | 70,831 | 21,336 | 10,136 | 11,200 | 125,151 | 65,470 | 59,681 |
| Utah..... | 4,275 | 1,777 | 2,498 | 1,576 | 504 | 1,072 | 2,699 | 1,273 | 1,426 |
| Vermont..... | 16,139 | 9,438 | 6,701 | 2,102 | 1,038 | 1,064 | 14,037 | 8,400 | 5,637 |
| Virginia..... | 98,160 | 51,866 | 46,294 | 19,144 | 8,679 | 10,465 | 79,016 | 43,187 | 35,829 |
| Washington..... | 5,920 | 3,276 | 2,644 | 1,368 | 643 | 725 | 4,552 | 2,633 | 1,919 |
| West Virginia..... | 69,011 | 34,513 | 34,498 | 19,366 | 8,494 | 11,372 | 49,145 | 26,024 | 23,121 |
| Wisconsin..... | 70,335 | 32,574 | 37,811 | 13,588 | 7,046 | 11,542 | 51,797 | 25,528 | 26,269 |
| Wyoming..... | 1,697 | 1,168 | 529 | 242 | 137 | 105 | 1,455 | 1,031 | 424 |

¹ Includes persons in the military and naval service of the United States (including civilian employees, etc.) stationed abroad, not credited to any state or territory.

STATISTICS OF POPULATION.

TABLE 59.—ILLITERATE NATIVE WHITE POPULATION 10 YEARS OF AGE AND OVER, CLASSIFIED BY SEX AND DEGREE OF ILLITERACY, BY STATES AND TERRITORIES: 1900.

| STATES AND TERRITORIES. | AGGREGATE. | | | NUMBER WHO CAN READ BUT CAN NOT WRITE. | | | NUMBER WHO CAN NEITHER READ NOR WRITE. | | |
|--------------------------------------|------------|---------|----------|--|---------|----------|--|---------|----------|
| | Total. | Males. | Females. | Total. | Males. | Females. | Total. | Males. | Females. |
| The United States ¹ | 1,916,434 | 957,035 | 959,399 | 445,489 | 192,681 | 252,808 | 1,470,945 | 764,354 | 706,591 |
| Alabama..... | 103,570 | 50,074 | 53,496 | 24,265 | 10,767 | 13,498 | 79,305 | 39,307 | 39,998 |
| Alaska..... | 193 | 116 | 77 | 3 | 1 | 2 | 190 | 115 | 75 |
| Arizona..... | 3,096 | 1,652 | 1,444 | 221 | 119 | 102 | 2,875 | 1,538 | 1,342 |
| Arkansas..... | 76,036 | 36,849 | 39,187 | 21,616 | 9,464 | 12,152 | 54,420 | 27,385 | 27,035 |
| California..... | 8,320 | 4,292 | 4,028 | 933 | 490 | 493 | 7,337 | 3,802 | 3,535 |
| Colorado..... | 8,692 | 3,898 | 4,794 | 829 | 406 | 423 | 7,863 | 3,492 | 4,371 |
| Connecticut..... | 3,678 | 2,007 | 1,671 | 811 | 403 | 408 | 2,867 | 1,604 | 1,263 |
| Delaware..... | 6,072 | 3,198 | 2,874 | 876 | 391 | 485 | 5,196 | 2,807 | 2,389 |
| District of Columbia..... | 1,138 | 509 | 629 | 164 | 45 | 119 | 974 | 464 | 510 |
| Florida..... | 17,039 | 8,189 | 8,850 | 3,196 | 1,431 | 1,765 | 13,843 | 6,758 | 7,085 |
| Georgia..... | 100,431 | 43,681 | 51,750 | 22,268 | 9,731 | 12,537 | 78,163 | 38,950 | 39,213 |
| Hawaii..... | 2,197 | 971 | 1,226 | 147 | 46 | 101 | 2,050 | 925 | 1,125 |
| Idaho..... | 862 | 494 | 368 | 251 | 122 | 129 | 611 | 372 | 239 |
| Illinois..... | 58,037 | 29,601 | 28,436 | 15,697 | 6,705 | 8,992 | 42,340 | 22,896 | 19,444 |
| Indiana..... | 63,800 | 31,098 | 32,702 | 19,055 | 7,341 | 11,714 | 44,745 | 23,757 | 20,988 |
| Indian Territory..... | 29,091 | 16,324 | 12,767 | 7,366 | 3,978 | 3,388 | 21,725 | 12,346 | 9,379 |
| Iowa..... | 16,522 | 8,954 | 7,568 | 5,215 | 2,390 | 2,825 | 11,307 | 6,564 | 4,743 |
| Kansas..... | 12,165 | 6,530 | 5,635 | 3,613 | 1,616 | 1,997 | 8,552 | 4,914 | 3,638 |
| Kentucky..... | 169,324 | 85,256 | 84,068 | 37,807 | 17,020 | 20,787 | 131,517 | 68,236 | 63,281 |
| Louisiana..... | 82,227 | 40,362 | 41,865 | 4,374 | 2,221 | 2,153 | 77,853 | 38,641 | 39,212 |
| Maine..... | 11,394 | 7,137 | 4,257 | 1,800 | 1,031 | 769 | 9,594 | 6,106 | 3,488 |
| Maryland..... | 26,432 | 13,670 | 12,762 | 4,354 | 1,666 | 2,688 | 22,078 | 12,004 | 10,074 |
| Massachusetts..... | 10,739 | 5,313 | 5,426 | 1,965 | 844 | 1,121 | 8,774 | 4,469 | 4,305 |
| Michigan..... | 22,277 | 13,300 | 8,977 | 5,193 | 2,774 | 2,419 | 17,084 | 10,526 | 6,558 |
| Minnesota..... | 6,338 | 3,548 | 2,790 | 1,615 | 796 | 819 | 4,723 | 2,752 | 1,971 |
| Mississippi..... | 36,038 | 18,557 | 17,481 | 8,123 | 3,832 | 4,246 | 27,910 | 14,675 | 13,235 |
| Missouri..... | 96,405 | 49,840 | 46,565 | 26,678 | 12,404 | 14,274 | 69,727 | 37,436 | 32,291 |
| Montana..... | 762 | 496 | 256 | 161 | 100 | 61 | 591 | 396 | 195 |
| Nebraska..... | 4,717 | 2,601 | 2,116 | 1,334 | 604 | 730 | 3,383 | 1,997 | 1,386 |
| Nevada..... | 133 | 89 | 44 | 12 | 7 | 5 | 121 | 82 | 39 |
| New Hampshire..... | 3,840 | 2,284 | 1,556 | 748 | 430 | 318 | 3,092 | 1,854 | 1,238 |
| New Jersey..... | 17,031 | 9,282 | 7,749 | 3,326 | 1,389 | 1,937 | 13,705 | 7,893 | 5,812 |
| New Mexico..... | 34,525 | 13,279 | 21,246 | 5,428 | 2,191 | 3,237 | 29,097 | 11,088 | 18,009 |
| New York..... | 47,350 | 26,715 | 20,635 | 10,119 | 5,018 | 5,101 | 37,231 | 21,697 | 15,534 |
| North Carolina..... | 175,645 | 82,338 | 93,307 | 43,097 | 16,617 | 26,480 | 132,548 | 65,721 | 66,827 |
| North Dakota..... | 1,063 | 539 | 474 | 215 | 102 | 113 | 848 | 487 | 361 |
| Ohio..... | 67,155 | 33,474 | 33,681 | 20,459 | 8,279 | 12,180 | 46,696 | 25,195 | 21,501 |
| Oklahoma..... | 6,279 | 3,531 | 2,698 | 2,002 | 1,030 | 912 | 4,277 | 2,491 | 1,786 |
| Oregon..... | 2,180 | 1,213 | 967 | 709 | 343 | 361 | 1,471 | 865 | 606 |
| Pennsylvania..... | 37,372 | 33,548 | 48,324 | 25,570 | 7,866 | 17,704 | 61,802 | 30,682 | 31,120 |
| Rhode Island..... | 3,714 | 1,798 | 1,916 | 994 | 417 | 577 | 2,720 | 1,381 | 1,339 |
| South Carolina..... | 54,375 | 26,731 | 27,644 | 9,315 | 4,349 | 5,466 | 44,560 | 22,382 | 22,178 |
| South Dakota..... | 1,204 | 654 | 550 | 288 | 137 | 151 | 916 | 517 | 399 |
| Tennessee..... | 157,396 | 76,469 | 80,927 | 41,196 | 17,340 | 23,856 | 116,200 | 59,129 | 57,071 |
| Texas..... | 95,006 | 49,935 | 45,071 | 18,343 | 8,996 | 9,352 | 76,653 | 40,939 | 35,719 |
| Utah..... | 1,108 | 598 | 510 | 388 | 177 | 211 | 720 | 421 | 299 |
| Vermont..... | 6,934 | 4,234 | 2,700 | 1,032 | 597 | 435 | 5,852 | 3,637 | 2,215 |
| Virginia..... | 96,117 | 50,609 | 45,508 | 18,913 | 8,553 | 10,360 | 77,204 | 42,056 | 35,148 |
| Washington..... | 1,374 | 730 | 644 | 368 | 166 | 202 | 1,006 | 564 | 442 |
| West Virginia..... | 64,231 | 31,306 | 32,975 | 19,234 | 8,167 | 11,067 | 45,047 | 23,139 | 21,908 |
| Wisconsin..... | 13,989 | 7,878 | 6,111 | 3,046 | 1,536 | 1,510 | 10,943 | 6,342 | 4,601 |
| Wyoming..... | 343 | 233 | 95 | 71 | 46 | 25 | 277 | 207 | 70 |

¹ Includes persons in the military and naval service of the United States (including civilian employees, etc.) stationed abroad, not credited to any state or territory.

ILLITERACY.

417

TABLE 60.—ILLITERATE NATIVE WHITE POPULATION OF NATIVE PARENTAGE 10 YEARS OF AGE AND OVER, CLASSIFIED BY SEX AND DEGREE OF ILLITERACY, BY STATES AND TERRITORIES: 1900.

[The designation "native white population of native parentage" comprehends all native white persons having either both parents native born, one parent native born and one parent unknown, or both parents unknown.]

| STATES AND TERRITORIES. | AGGREGATE. | | | NUMBER WHO CAN READ BUT CAN NOT WRITE. | | | NUMBER WHO CAN NEITHER READ NOR WRITE. | | |
|--------------------------------------|------------|---------|----------|--|---------|----------|--|---------|----------|
| | Total. | Males. | Females. | Total. | Males. | Females. | Total. | Males. | Females. |
| The United States ¹ | 1,737,050 | 863,427 | 873,623 | 410,221 | 176,966 | 233,255 | 1,326,829 | 686,461 | 640,368 |
| Alabama..... | 102,779 | 49,693 | 53,086 | 24,041 | 10,665 | 13,376 | 78,738 | 39,028 | 39,710 |
| Alaska..... | 141 | 84 | 57 | 2 | 1 | 1 | 139 | 83 | 56 |
| Arizona..... | 1,266 | 690 | 576 | 133 | 76 | 57 | 1,133 | 614 | 519 |
| Arkansas..... | 74,828 | 36,194 | 38,634 | 21,335 | 9,319 | 12,016 | 53,493 | 26,875 | 26,618 |
| California..... | 4,983 | 2,569 | 2,414 | 657 | 320 | 337 | 4,326 | 2,249 | 2,077 |
| Colorado..... | 7,920 | 3,462 | 4,458 | 729 | 363 | 366 | 7,191 | 3,099 | 4,092 |
| Connecticut..... | 1,958 | 1,168 | 790 | 474 | 263 | 211 | 1,484 | 905 | 579 |
| Delaware..... | 5,840 | 3,087 | 2,753 | 815 | 368 | 447 | 5,025 | 2,719 | 2,306 |
| District of Columbia..... | 975 | 428 | 547 | 137 | 35 | 102 | 838 | 393 | 445 |
| Florida..... | 16,470 | 7,369 | 8,601 | 3,104 | 1,383 | 1,721 | 13,366 | 6,486 | 6,880 |
| Georgia..... | 99,948 | 48,466 | 51,482 | 22,156 | 9,691 | 12,465 | 77,792 | 38,775 | 39,017 |
| Hawaii..... | 1,768 | 792 | 976 | 139 | 43 | 96 | 1,629 | 749 | 880 |
| Idaho..... | 633 | 349 | 284 | 191 | 80 | 111 | 442 | 269 | 173 |
| Illinois..... | 48,680 | 24,678 | 24,002 | 13,455 | 5,734 | 7,721 | 35,225 | 18,944 | 16,281 |
| Indiana..... | 57,137 | 27,780 | 29,407 | 16,887 | 6,445 | 10,442 | 40,250 | 21,285 | 18,965 |
| Indian Territory..... | 28,496 | 15,971 | 12,525 | 7,213 | 3,891 | 3,322 | 21,283 | 12,080 | 9,208 |
| Iowa..... | 12,494 | 6,769 | 5,725 | 4,056 | 1,850 | 2,206 | 8,438 | 4,919 | 3,519 |
| Kansas..... | 10,064 | 5,432 | 4,632 | 3,107 | 1,401 | 1,706 | 6,957 | 4,031 | 2,926 |
| Kentucky..... | 166,822 | 83,897 | 82,925 | 37,213 | 16,767 | 20,446 | 129,609 | 67,130 | 62,479 |
| Louisiana..... | 78,899 | 39,211 | 39,688 | 4,160 | 2,110 | 2,050 | 74,739 | 37,101 | 37,638 |
| Maine..... | 6,880 | 4,286 | 2,594 | 1,159 | 675 | 484 | 5,721 | 3,611 | 2,110 |
| Maryland..... | 23,837 | 12,450 | 11,387 | 3,876 | 1,496 | 2,380 | 19,961 | 10,954 | 9,007 |
| Massachusetts..... | 3,912 | 2,206 | 1,706 | 729 | 360 | 369 | 3,183 | 1,846 | 1,337 |
| Michigan..... | 12,154 | 7,276 | 4,878 | 3,090 | 1,656 | 1,434 | 9,064 | 5,620 | 3,444 |
| Minnesota..... | 1,556 | 934 | 622 | 426 | 214 | 212 | 1,130 | 720 | 410 |
| Mississippi..... | 35,432 | 18,230 | 17,202 | 8,021 | 3,827 | 4,194 | 27,411 | 14,403 | 13,008 |
| Missouri..... | 89,203 | 46,276 | 42,927 | 24,754 | 11,573 | 13,181 | 64,449 | 34,703 | 29,746 |
| Montana..... | 406 | 264 | 142 | 89 | 56 | 33 | 317 | 208 | 109 |
| Nebraska..... | 3,311 | 1,854 | 1,457 | 1,025 | 472 | 553 | 2,286 | 1,332 | 904 |
| Nevada..... | 81 | 56 | 25 | 8 | 5 | 3 | 73 | 51 | 22 |
| New Hampshire..... | 2,085 | 1,325 | 760 | 456 | 286 | 170 | 1,629 | 1,039 | 590 |
| New Jersey..... | 13,511 | 7,488 | 6,023 | 2,628 | 1,110 | 1,518 | 10,883 | 6,378 | 4,505 |
| New Mexico..... | 32,532 | 12,305 | 20,227 | 5,197 | 2,098 | 3,099 | 27,335 | 10,207 | 17,128 |
| New York..... | 29,188 | 17,131 | 12,057 | 6,683 | 3,442 | 3,241 | 22,525 | 13,689 | 8,836 |
| North Carolina..... | 175,325 | 82,165 | 93,160 | 43,015 | 16,590 | 26,425 | 132,310 | 65,575 | 66,735 |
| North Dakota..... | 279 | 179 | 100 | 52 | 26 | 26 | 227 | 153 | 74 |
| Ohio..... | 56,416 | 28,384 | 28,032 | 17,068 | 7,013 | 10,055 | 39,348 | 21,371 | 17,977 |
| Oklahoma..... | 5,788 | 3,285 | 2,503 | 1,876 | 1,014 | 862 | 3,912 | 2,271 | 1,641 |
| Oregon..... | 1,745 | 976 | 769 | 597 | 286 | 311 | 1,148 | 690 | 458 |
| Pennsylvania..... | 71,384 | 30,345 | 41,039 | 21,394 | 6,145 | 15,249 | 49,990 | 24,200 | 25,790 |
| Rhode Island..... | 1,196 | 612 | 584 | 359 | 152 | 207 | 837 | 460 | 377 |
| South Carolina..... | 54,177 | 26,613 | 27,564 | 9,773 | 4,325 | 5,448 | 44,404 | 22,288 | 22,116 |
| South Dakota..... | 432 | 265 | 167 | 115 | 65 | 50 | 317 | 200 | 117 |
| Tennessee..... | 156,842 | 75,910 | 80,432 | 40,912 | 17,202 | 23,710 | 115,430 | 58,708 | 56,722 |
| Texas..... | 70,006 | 37,500 | 32,506 | 17,104 | 8,406 | 8,698 | 52,902 | 29,094 | 23,808 |
| Utah..... | 648 | 327 | 321 | 246 | 99 | 147 | 402 | 228 | 174 |
| Vermont..... | 3,231 | 2,071 | 1,160 | 594 | 344 | 250 | 2,637 | 1,727 | 910 |
| Virginia..... | 95,583 | 50,286 | 45,297 | 18,795 | 8,492 | 10,303 | 76,788 | 41,794 | 34,994 |
| Washington..... | 978 | 517 | 461 | 274 | 125 | 149 | 704 | 392 | 312 |
| West Virginia..... | 63,008 | 30,649 | 32,359 | 18,839 | 8,001 | 10,838 | 44,169 | 22,648 | 21,521 |
| Wisconsin..... | 3,689 | 2,156 | 1,533 | 967 | 508 | 459 | 2,722 | 1,648 | 1,074 |
| Wyoming..... | 257 | 191 | 66 | 49 | 32 | 17 | 208 | 159 | 49 |

¹ Includes persons in the military and naval service of the United States (including civilian employees, etc.) stationed abroad, not credited to any state or territory.

STATISTICS OF POPULATION.

TABLE 61.—ILLITERATE NATIVE WHITE POPULATION OF FOREIGN PARENTAGE 10 YEARS OF AGE AND OVER, CLASSIFIED BY SEX AND DEGREE OF ILLITERACY, BY STATES AND TERRITORIES: 1900.

[The designation "native white population of foreign parentage" comprehends all native white persons having either one or both parents foreign born.]

| STATES AND TERRITORIES. | AGGREGATE. | | | NUMBER WHO CAN READ BUT CAN NOT WRITE. | | | NUMBER WHO CAN NEITHER READ NOR WRITE. | | |
|--------------------------------------|------------|--------|----------|--|--------|----------|--|--------|----------|
| | Total. | Males. | Females. | Total. | Males. | Females. | Total. | Males. | Females. |
| The United States ¹ | 179,384 | 93,608 | 85,776 | 35,268 | 15,715 | 19,553 | 144,116 | 77,893 | 66,223 |
| Alabama..... | 791 | 381 | 410 | 224 | 102 | 122 | 567 | 279 | 288 |
| Alaska..... | 52 | 32 | 20 | 1 | 1 | 1 | 51 | 32 | 19 |
| Arizona..... | 1,830 | 962 | 868 | 88 | 43 | 45 | 1,742 | 919 | 823 |
| Arkansas..... | 1,208 | 655 | 553 | 281 | 145 | 136 | 927 | 510 | 417 |
| California..... | 3,337 | 1,723 | 1,614 | 326 | 170 | 156 | 3,011 | 1,553 | 1,458 |
| Colorado..... | 772 | 436 | 336 | 100 | 43 | 57 | 672 | 393 | 279 |
| Connecticut..... | 1,720 | 839 | 881 | 337 | 140 | 197 | 1,383 | 699 | 684 |
| Delaware..... | 232 | 111 | 121 | 61 | 23 | 38 | 171 | 88 | 83 |
| District of Columbia..... | 163 | 81 | 82 | 27 | 10 | 17 | 136 | 71 | 65 |
| Florida..... | 569 | 320 | 249 | 92 | 48 | 44 | 477 | 272 | 205 |
| Georgia..... | 483 | 215 | 268 | 112 | 40 | 72 | 371 | 175 | 196 |
| Hawaii..... | 429 | 179 | 250 | 8 | 3 | 5 | 421 | 176 | 245 |
| Idaho..... | 229 | 145 | 84 | 60 | 42 | 18 | 169 | 103 | 66 |
| Illinois..... | 9,357 | 4,923 | 4,434 | 2,242 | 971 | 1,271 | 7,115 | 3,952 | 3,163 |
| Indiana..... | 6,663 | 3,368 | 3,295 | 2,168 | 896 | 1,272 | 4,495 | 2,472 | 2,023 |
| Indian Territory..... | 595 | 353 | 242 | 153 | 87 | 66 | 442 | 266 | 176 |
| Iowa..... | 4,028 | 2,185 | 1,843 | 1,159 | 540 | 619 | 2,869 | 1,645 | 1,224 |
| Kansas..... | 2,101 | 1,098 | 1,008 | 506 | 215 | 291 | 1,595 | 883 | 712 |
| Kentucky..... | 2,502 | 1,359 | 1,143 | 594 | 253 | 341 | 1,908 | 1,106 | 802 |
| Louisiana..... | 3,328 | 1,651 | 1,677 | 214 | 111 | 103 | 3,114 | 1,540 | 1,574 |
| Maine..... | 4,514 | 2,851 | 1,663 | 641 | 356 | 285 | 3,873 | 2,495 | 1,378 |
| Maryland..... | 2,595 | 1,220 | 1,375 | 478 | 170 | 308 | 2,117 | 1,050 | 1,067 |
| Massachusetts..... | 6,827 | 3,107 | 3,720 | 1,236 | 484 | 752 | 5,591 | 2,623 | 2,968 |
| Michigan..... | 10,123 | 6,024 | 4,099 | 2,103 | 1,118 | 985 | 8,020 | 4,906 | 3,114 |
| Minnesota..... | 4,782 | 2,614 | 2,168 | 1,189 | 582 | 607 | 3,593 | 2,032 | 1,561 |
| Mississippi..... | 606 | 327 | 279 | 107 | 55 | 52 | 499 | 272 | 227 |
| Missouri..... | 7,202 | 3,564 | 3,638 | 1,924 | 881 | 1,043 | 5,278 | 2,733 | 2,545 |
| Montana..... | 346 | 232 | 114 | 72 | 44 | 28 | 274 | 188 | 86 |
| Nebraska..... | 1,406 | 747 | 659 | 309 | 132 | 177 | 1,097 | 615 | 482 |
| Nevada..... | 52 | 33 | 19 | 4 | 2 | 2 | 48 | 31 | 17 |
| New Hampshire..... | 1,755 | 959 | 796 | 292 | 144 | 148 | 1,463 | 815 | 648 |
| New Jersey..... | 3,520 | 1,794 | 1,726 | 698 | 279 | 419 | 2,822 | 1,515 | 1,307 |
| New Mexico..... | 1,993 | 974 | 1,019 | 231 | 93 | 138 | 1,762 | 881 | 881 |
| New York..... | 18,162 | 9,584 | 8,578 | 3,456 | 1,576 | 1,880 | 14,706 | 8,008 | 6,698 |
| North Carolina..... | 320 | 173 | 147 | 82 | 27 | 55 | 238 | 146 | 92 |
| North Dakota..... | 784 | 410 | 374 | 163 | 76 | 87 | 621 | 334 | 287 |
| Ohio..... | 10,739 | 5,090 | 5,649 | 3,391 | 1,266 | 2,125 | 7,348 | 3,824 | 3,524 |
| Oklahoma..... | 491 | 296 | 195 | 126 | 76 | 50 | 365 | 220 | 145 |
| Oregon..... | 435 | 237 | 198 | 112 | 62 | 50 | 323 | 175 | 148 |
| Pennsylvania..... | 15,988 | 8,203 | 7,785 | 4,176 | 1,721 | 2,455 | 11,812 | 6,482 | 5,330 |
| Rhode Island..... | 2,518 | 1,186 | 1,332 | 635 | 265 | 370 | 1,883 | 921 | 962 |
| South Carolina..... | 198 | 118 | 80 | 42 | 24 | 18 | 156 | 94 | 62 |
| South Dakota..... | 772 | 389 | 383 | 173 | 72 | 101 | 599 | 317 | 282 |
| Tennessee..... | 1,054 | 559 | 495 | 284 | 133 | 146 | 770 | 421 | 349 |
| Texas..... | 25,000 | 12,435 | 12,565 | 1,244 | 590 | 654 | 23,756 | 11,845 | 11,911 |
| Utah..... | 460 | 271 | 189 | 142 | 78 | 64 | 318 | 193 | 125 |
| Vermont..... | 3,703 | 2,163 | 1,540 | 438 | 253 | 235 | 3,215 | 1,910 | 1,305 |
| Virginia..... | 534 | 323 | 211 | 118 | 61 | 57 | 416 | 262 | 154 |
| Washington..... | 396 | 213 | 183 | 94 | 41 | 53 | 302 | 172 | 130 |
| West Virginia..... | 1,273 | 657 | 616 | 395 | 166 | 229 | 878 | 491 | 387 |
| Wisconsin..... | 10,300 | 5,722 | 4,578 | 2,079 | 1,023 | 1,051 | 8,221 | 4,694 | 3,527 |
| Wyoming..... | 91 | 62 | 29 | 22 | 14 | 8 | 69 | 48 | 21 |

¹ Includes persons in the military and naval service of the United States (including civilian employees, etc.) stationed abroad, not credited to any state or territory.

ILLITERACY.

TABLE 62.—ILLITERATE FOREIGN WHITE POPULATION 10 YEARS OF AGE AND OVER, CLASSIFIED BY SEX AND DEGREE OF ILLITERACY, BY STATES AND TERRITORIES: 1900.

| STATES AND TERRITORIES. | AGGREGATE. | | | NUMBER WHO CAN READ BUT CAN NOT WRITE. | | | NUMBER WHO CAN NEITHER READ NOR WRITE. | | |
|--------------------------------------|------------|---------|----------|--|--------|----------|--|---------|----------|
| | Total. | Males. | Females. | Total. | Males. | Females. | Total. | Males. | Females. |
| The United States ¹ | 1,293,171 | 615,085 | 678,086 | 200,870 | 74,963 | 125,907 | 1,092,301 | 540,122 | 552,179 |
| Alabama..... | 1,313 | 738 | 575 | 176 | 83 | 93 | 1,137 | 655 | 482 |
| Alaska..... | 572 | 509 | 63 | 73 | 60 | 13 | 499 | 449 | 50 |
| Arizona..... | 7,552 | 4,318 | 3,234 | 331 | 131 | 200 | 7,221 | 4,187 | 3,034 |
| Arkansas..... | 1,124 | 580 | 544 | 216 | 108 | 108 | 908 | 472 | 436 |
| California..... | 27,267 | 15,518 | 11,749 | 2,651 | 1,146 | 1,505 | 24,616 | 14,372 | 10,244 |
| Colorado..... | 7,264 | 3,944 | 3,320 | 1,042 | 452 | 590 | 6,222 | 3,492 | 2,730 |
| Connecticut..... | 37,723 | 18,173 | 19,550 | 5,304 | 1,981 | 3,323 | 32,419 | 16,192 | 16,227 |
| Delaware..... | 2,476 | 1,301 | 1,175 | 233 | 98 | 135 | 2,193 | 1,203 | 990 |
| District of Columbia..... | 1,342 | 498 | 844 | 172 | 41 | 131 | 1,170 | 457 | 713 |
| Florida..... | 2,145 | 1,025 | 1,120 | 290 | 137 | 153 | 1,855 | 888 | 967 |
| Georgia..... | 833 | 397 | 436 | 146 | 74 | 72 | 687 | 323 | 364 |
| Hawaii..... | 5,344 | 2,824 | 2,520 | 59 | 28 | 31 | 5,285 | 2,796 | 2,489 |
| Idaho..... | 1,305 | 819 | 486 | 296 | 126 | 170 | 1,009 | 693 | 316 |
| Illinois..... | 86,668 | 38,676 | 47,992 | 17,895 | 6,612 | 11,283 | 68,773 | 32,064 | 36,709 |
| Indiana..... | 16,059 | 7,263 | 8,796 | 3,740 | 1,242 | 2,498 | 12,319 | 6,021 | 6,298 |
| Indian Territory..... | 889 | 555 | 334 | 130 | 82 | 48 | 759 | 473 | 286 |
| Iowa..... | 21,431 | 8,521 | 12,910 | 7,741 | 2,425 | 5,316 | 13,690 | 6,096 | 7,594 |
| Kansas..... | 10,604 | 4,505 | 6,099 | 3,339 | 1,066 | 2,273 | 7,265 | 3,439 | 3,826 |
| Kentucky..... | 5,444 | 2,240 | 3,204 | 1,029 | 353 | 676 | 4,415 | 1,887 | 2,528 |
| Louisiana..... | 14,324 | 7,415 | 6,909 | 520 | 222 | 298 | 13,804 | 7,193 | 6,611 |
| Maine..... | 17,195 | 9,562 | 7,633 | 2,420 | 1,163 | 1,257 | 14,775 | 8,399 | 6,376 |
| Maryland..... | 12,262 | 4,881 | 7,381 | 1,578 | 514 | 1,064 | 10,684 | 4,367 | 6,317 |
| Massachusetts..... | 119,582 | 52,040 | 67,542 | 15,488 | 5,106 | 10,382 | 104,094 | 46,934 | 57,160 |
| Michigan..... | 54,399 | 27,989 | 26,410 | 11,878 | 6,895 | 4,983 | 42,521 | 23,006 | 19,515 |
| Minnesota..... | 42,142 | 17,444 | 24,698 | 16,865 | 5,524 | 11,341 | 25,277 | 11,920 | 13,357 |
| Mississippi..... | 806 | 478 | 328 | 92 | 54 | 38 | 714 | 424 | 290 |
| Missouri..... | 19,944 | 8,001 | 11,943 | 3,732 | 1,322 | 2,460 | 16,162 | 6,679 | 9,483 |
| Montana..... | 4,264 | 2,819 | 1,445 | 540 | 293 | 247 | 3,724 | 2,526 | 1,198 |
| Nebraska..... | 11,911 | 4,911 | 7,000 | 3,309 | 1,127 | 2,182 | 8,602 | 3,784 | 4,818 |
| Nevada..... | 641 | 443 | 198 | 80 | 48 | 32 | 561 | 395 | 166 |
| New Hampshire..... | 17,126 | 9,681 | 7,445 | 2,259 | 1,112 | 1,147 | 14,867 | 8,569 | 6,298 |
| New Jersey..... | 59,307 | 23,501 | 30,806 | 6,296 | 2,327 | 3,969 | 53,011 | 26,174 | 26,837 |
| New Mexico..... | 4,397 | 2,457 | 1,940 | 370 | 163 | 207 | 4,027 | 2,294 | 1,733 |
| New York..... | 255,423 | 110,174 | 143,249 | 25,965 | 9,418 | 16,547 | 232,458 | 100,756 | 131,702 |
| North Carolina..... | 262 | 154 | 108 | 29 | 16 | 13 | 233 | 138 | 95 |
| North Dakota..... | 3,432 | 4,059 | 4,373 | 2,175 | 866 | 1,309 | 6,257 | 3,193 | 3,064 |
| Ohio..... | 50,155 | 22,685 | 27,470 | 9,588 | 3,447 | 6,141 | 40,567 | 19,238 | 21,329 |
| Oklahoma..... | 1,268 | 565 | 703 | 303 | 126 | 177 | 965 | 439 | 526 |
| Oregon..... | 2,207 | 1,118 | 1,089 | 584 | 239 | 345 | 1,623 | 879 | 744 |
| Pennsylvania..... | 191,706 | 107,892 | 83,814 | 22,900 | 10,036 | 12,864 | 168,806 | 97,856 | 70,950 |
| Rhode Island..... | 24,157 | 11,265 | 12,892 | 3,723 | 1,330 | 2,393 | 20,434 | 9,935 | 10,499 |
| South Carolina..... | 344 | 169 | 175 | 56 | 22 | 34 | 288 | 147 | 141 |
| South Dakota..... | 5,835 | 2,376 | 3,459 | 2,123 | 681 | 1,442 | 3,712 | 1,695 | 2,017 |
| Tennessee..... | 1,690 | 806 | 884 | 220 | 99 | 121 | 1,470 | 707 | 763 |
| Texas..... | 51,481 | 25,671 | 25,810 | 2,938 | 1,140 | 1,848 | 48,493 | 24,531 | 23,962 |
| Utah..... | 3,167 | 1,179 | 1,988 | 1,188 | 327 | 861 | 1,979 | 852 | 1,127 |
| Vermont..... | 9,205 | 5,204 | 4,001 | 1,020 | 441 | 579 | 8,185 | 4,763 | 3,422 |
| Virginia..... | 2,043 | 1,257 | 786 | 231 | 126 | 105 | 1,812 | 1,131 | 681 |
| Washington..... | 4,546 | 2,546 | 2,000 | 1,000 | 477 | 523 | 3,546 | 2,069 | 1,477 |
| West Virginia..... | 4,730 | 3,212 | 1,518 | 632 | 327 | 305 | 4,098 | 2,885 | 1,213 |
| Wisconsin..... | 56,396 | 24,696 | 31,700 | 15,542 | 5,510 | 10,032 | 40,854 | 19,186 | 21,668 |
| Wyoming..... | 1,349 | 915 | 434 | 171 | 91 | 80 | 1,178 | 824 | 354 |

¹Includes persons in the military and naval service of the United States (including civilian employees, etc.) stationed abroad, not credited to any state or territory.

STATISTICS OF POPULATION.

TABLE 63.—ILLITERATE COLORED POPULATION¹ 10 YEARS OF AGE AND OVER, CLASSIFIED BY SEX AND DEGREE OF ILLITERACY, BY STATES AND TERRITORIES: 1900.

| STATES AND TERRITORIES. | AGGREGATE. | | | NUMBER WHO CAN READ BUT CAN NOT WRITE. | | | NUMBER WHO CAN NEITHER READ NOR WRITE. | | |
|--------------------------------------|------------|-----------|-----------|--|---------|----------|--|-----------|-----------|
| | Total. | Males. | Females. | Total. | Males. | Females. | Total. | Males. | Females. |
| The United States ² | 3,087,252 | 1,482,936 | 1,554,316 | 310,483 | 154,565 | 155,918 | 2,726,769 | 1,328,371 | 1,398,398 |
| Alabama..... | 338,707 | 161,767 | 176,940 | 32,899 | 16,561 | 16,338 | 305,808 | 145,206 | 160,602 |
| Alaska..... | 22,546 | 12,499 | 10,047 | 112 | 67 | 45 | 22,434 | 12,432 | 10,002 |
| Arizona..... | 16,659 | 8,434 | 8,225 | 55 | 37 | 18 | 16,604 | 8,397 | 8,207 |
| Arkansas..... | 113,495 | 54,054 | 59,441 | 16,186 | 7,943 | 8,233 | 97,309 | 46,106 | 51,203 |
| California..... | 23,372 | 16,634 | 6,738 | 716 | 561 | 155 | 22,656 | 16,073 | 6,583 |
| Colorado..... | 1,823 | 932 | 891 | 209 | 94 | 115 | 1,614 | 888 | 776 |
| Connecticut..... | 1,572 | 749 | 823 | 344 | 145 | 199 | 1,228 | 604 | 624 |
| Delaware..... | 8,983 | 4,333 | 4,650 | 780 | 354 | 426 | 8,203 | 4,029 | 4,174 |
| District of Columbia..... | 17,548 | 6,800 | 10,748 | 1,783 | 687 | 1,096 | 15,765 | 6,113 | 9,652 |
| Florida..... | 65,101 | 32,206 | 32,895 | 7,834 | 4,154 | 3,680 | 57,267 | 28,052 | 29,215 |
| Georgia..... | 379,156 | 182,802 | 196,354 | 39,245 | 20,408 | 18,837 | 339,911 | 162,394 | 177,517 |
| Hawaii..... | 34,799 | 25,783 | 9,016 | 421 | 350 | 71 | 34,378 | 25,433 | 8,945 |
| Idaho..... | 3,333 | 1,947 | 1,386 | 84 | 76 | 8 | 3,254 | 1,871 | 1,383 |
| Illinois..... | 13,253 | 6,475 | 6,778 | 2,152 | 1,063 | 1,089 | 11,101 | 5,412 | 5,689 |
| Indiana..... | 10,680 | 5,402 | 5,278 | 1,620 | 767 | 853 | 9,060 | 4,635 | 4,425 |
| Indian Territory..... | 22,072 | 10,830 | 11,242 | 2,779 | 1,475 | 1,304 | 19,293 | 9,355 | 9,938 |
| Iowa..... | 2,219 | 1,200 | 1,019 | 342 | 166 | 176 | 1,877 | 1,034 | 843 |
| Kansas..... | 9,744 | 4,697 | 5,047 | 1,465 | 723 | 742 | 8,279 | 3,974 | 4,305 |
| Kentucky..... | 88,136 | 44,443 | 43,743 | 9,068 | 4,425 | 4,643 | 79,118 | 40,018 | 39,100 |
| Louisiana..... | 284,594 | 135,041 | 149,553 | 17,892 | 8,994 | 8,898 | 266,702 | 126,047 | 140,655 |
| Maine..... | 471 | 237 | 234 | 51 | 24 | 27 | 420 | 213 | 207 |
| Maryland..... | 63,253 | 30,559 | 32,694 | 5,779 | 2,656 | 3,123 | 57,474 | 27,903 | 29,571 |
| Massachusetts..... | 3,722 | 2,061 | 1,661 | 524 | 181 | 343 | 3,198 | 1,880 | 1,318 |
| Michigan..... | 3,806 | 1,935 | 1,871 | 452 | 223 | 229 | 3,354 | 1,712 | 1,642 |
| Minnesota..... | 4,466 | 2,057 | 2,409 | 119 | 55 | 64 | 4,347 | 2,002 | 2,345 |
| Mississippi..... | 314,617 | 151,792 | 162,825 | 36,238 | 18,477 | 17,761 | 278,379 | 133,315 | 145,064 |
| Missouri..... | 36,495 | 17,431 | 19,064 | 5,000 | 2,377 | 2,623 | 31,495 | 15,054 | 16,441 |
| Montana..... | 6,659 | 3,570 | 3,089 | 90 | 62 | 28 | 6,569 | 3,508 | 3,061 |
| Nebraska..... | 1,369 | 582 | 787 | 146 | 58 | 88 | 1,223 | 529 | 694 |
| Nevada..... | 3,871 | 2,116 | 1,755 | 23 | 20 | 3 | 3,848 | 2,096 | 1,752 |
| New Hampshire..... | 109 | 78 | 31 | 17 | 12 | 5 | 92 | 66 | 26 |
| New Jersey..... | 10,320 | 4,842 | 5,478 | 1,595 | 627 | 968 | 8,725 | 4,215 | 4,510 |
| New Mexico..... | 8,049 | 4,029 | 4,020 | 54 | 32 | 22 | 7,995 | 3,997 | 3,998 |
| New York..... | 12,327 | 6,325 | 6,002 | 1,693 | 695 | 998 | 10,634 | 5,630 | 5,004 |
| North Carolina..... | 210,344 | 98,736 | 111,608 | 26,880 | 12,266 | 14,614 | 183,464 | 86,470 | 96,994 |
| North Dakota..... | 3,224 | 1,546 | 1,678 | 157 | 83 | 74 | 3,067 | 1,463 | 1,604 |
| Ohio..... | 14,231 | 7,245 | 6,986 | 2,646 | 1,157 | 1,489 | 11,585 | 6,088 | 5,497 |
| Oklahoma..... | 8,227 | 3,784 | 4,443 | 616 | 274 | 342 | 7,611 | 3,510 | 4,101 |
| Oregon..... | 6,299 | 5,098 | 1,201 | 287 | 267 | 20 | 6,012 | 4,831 | 1,181 |
| Pennsylvania..... | 20,298 | 10,587 | 9,711 | 3,372 | 1,592 | 1,780 | 16,926 | 8,995 | 7,931 |
| Rhode Island..... | 1,133 | 519 | 614 | 216 | 73 | 143 | 917 | 446 | 471 |
| South Carolina..... | 283,940 | 132,519 | 151,421 | 29,345 | 14,453 | 14,892 | 254,595 | 118,066 | 136,529 |
| South Dakota..... | 7,793 | 3,130 | 4,663 | 136 | 57 | 79 | 7,657 | 3,073 | 4,584 |
| Tennessee..... | 147,844 | 72,772 | 75,072 | 19,476 | 9,650 | 9,826 | 128,368 | 63,122 | 65,246 |
| Texas..... | 167,531 | 81,195 | 86,336 | 19,134 | 9,534 | 9,600 | 148,397 | 71,661 | 76,736 |
| Utah..... | 1,866 | 1,034 | 832 | 25 | 19 | 6 | 1,841 | 1,015 | 826 |
| Vermont..... | 108 | 69 | 39 | 16 | 10 | 6 | 92 | 59 | 33 |
| Virginia..... | 213,960 | 106,024 | 107,936 | 18,371 | 9,290 | 9,081 | 195,589 | 96,734 | 98,855 |
| Washington..... | 6,820 | 4,084 | 2,736 | 140 | 99 | 41 | 6,680 | 3,985 | 2,695 |
| West Virginia..... | 11,094 | 6,911 | 4,183 | 1,695 | 1,046 | 649 | 9,399 | 5,865 | 3,534 |
| Wisconsin..... | 3,394 | 1,710 | 1,684 | 111 | 65 | 46 | 3,283 | 1,645 | 1,638 |
| Wyoming..... | 1,181 | 698 | 483 | 27 | 16 | 11 | 1,154 | 682 | 472 |

¹ Persons of negro descent, Chinese, Japanese, and Indians.² Includes persons in the military and naval service of the United States (including civilian employees, etc.) stationed abroad, not credited to any state or territory.

ILLITERACY.

TABLE 64.—ILLITERATE NEGRO POPULATION¹ 10 YEARS OF AGE AND OVER, CLASSIFIED BY SEX AND DEGREE OF ILLITERACY, BY STATES AND TERRITORIES: 1900.

| STATES AND TERRITORIES. | AGGREGATE. | | | NUMBER WHO CAN READ BUT CAN NOT WRITE. | | | NUMBER WHO CAN NEITHER READ NOR WRITE. | | |
|--------------------------------------|------------|-----------|-----------|--|---------|----------|--|-----------|-----------|
| | Total. | Males. | Females. | Total. | Males. | Females. | Total. | Males. | Females. |
| The United States ² | 2,853,720 | 1,371,953 | 1,481,767 | 306,362 | 151,774 | 154,588 | 2,547,358 | 1,220,179 | 1,327,179 |
| Alabama..... | 338,605 | 161,708 | 176,897 | 32,890 | 16,555 | 16,335 | 305,715 | 145,153 | 160,562 |
| Alaska..... | 6 | 6 | | | | | 6 | 6 | |
| Arizona..... | 211 | 129 | 82 | 21 | 9 | 12 | 190 | 120 | 70 |
| Arkansas..... | 113,453 | 54,015 | 59,438 | 16,182 | 7,945 | 8,237 | 97,271 | 46,070 | 51,201 |
| California..... | 1,211 | 574 | 637 | 172 | 73 | 99 | 1,039 | 501 | 538 |
| Colorado..... | 962 | 458 | 504 | 190 | 88 | 102 | 772 | 370 | 402 |
| Connecticut..... | 1,441 | 625 | 816 | 341 | 142 | 199 | 1,100 | 488 | 617 |
| Delaware..... | 8,967 | 4,367 | 4,600 | 780 | 354 | 426 | 8,187 | 4,013 | 4,174 |
| District of Columbia..... | 17,462 | 6,716 | 10,746 | 1,776 | 680 | 1,096 | 15,686 | 6,036 | 9,650 |
| Florida..... | 64,816 | 32,027 | 32,789 | 7,330 | 4,150 | 3,680 | 56,986 | 27,877 | 29,109 |
| Georgia..... | 379,067 | 182,719 | 196,348 | 39,239 | 20,403 | 18,836 | 339,828 | 162,316 | 177,512 |
| Hawaii..... | 34 | 30 | 4 | | | | 34 | 30 | 4 |
| Idaho..... | 37 | 20 | 17 | 3 | 1 | 2 | 34 | 19 | 15 |
| Illinois..... | 12,903 | 6,138 | 6,765 | 2,126 | 1,038 | 1,088 | 10,777 | 5,100 | 5,677 |
| Indiana..... | 10,594 | 5,330 | 5,264 | 1,611 | 760 | 851 | 8,983 | 4,570 | 4,413 |
| Indian Territory..... | 11,242 | 5,880 | 5,362 | 1,657 | 914 | 743 | 9,585 | 4,966 | 4,619 |
| Iowa..... | 1,962 | 1,058 | 904 | 340 | 164 | 176 | 1,622 | 894 | 728 |
| Kansas..... | 9,230 | 4,393 | 4,837 | 1,455 | 715 | 740 | 7,775 | 3,673 | 4,097 |
| Kentucky..... | 38,137 | 44,417 | 43,720 | 9,066 | 4,424 | 4,642 | 79,071 | 39,993 | 39,078 |
| Louisiana..... | 284,023 | 134,642 | 149,386 | 17,879 | 8,933 | 8,896 | 266,149 | 125,659 | 140,490 |
| Maine..... | 155 | 83 | 72 | 35 | 14 | 21 | 120 | 69 | 51 |
| Maryland..... | 63,033 | 30,340 | 32,693 | 5,763 | 2,640 | 3,123 | 57,270 | 27,700 | 29,570 |
| Massachusetts..... | 2,853 | 1,207 | 1,646 | 498 | 156 | 342 | 2,355 | 1,051 | 1,304 |
| Michigan..... | 1,426 | 768 | 658 | 342 | 155 | 187 | 1,084 | 613 | 471 |
| Minnesota..... | 337 | 154 | 183 | 65 | 27 | 38 | 272 | 127 | 145 |
| Mississippi..... | 313,312 | 151,131 | 162,181 | 36,188 | 18,447 | 17,741 | 277,124 | 132,684 | 144,440 |
| Missouri..... | 36,390 | 17,336 | 19,054 | 4,989 | 2,367 | 2,622 | 31,401 | 14,969 | 16,432 |
| Montana..... | 162 | 80 | 72 | 31 | 16 | 15 | 121 | 64 | 57 |
| Nebraska..... | 633 | 231 | 352 | 109 | 51 | 58 | 524 | 230 | 294 |
| Nevada..... | 29 | 17 | 12 | 2 | 2 | | 27 | 15 | 12 |
| New Hampshire..... | 70 | 41 | 29 | 15 | 10 | 5 | 55 | 31 | 24 |
| New Jersey..... | 9,832 | 4,404 | 5,428 | 1,532 | 614 | 918 | 8,300 | 3,790 | 4,510 |
| New Mexico..... | 271 | 140 | 131 | 39 | 21 | 18 | 232 | 119 | 113 |
| New York..... | 9,130 | 3,903 | 5,227 | 1,553 | 595 | 958 | 7,577 | 3,308 | 4,269 |
| North Carolina..... | 208,132 | 97,688 | 110,444 | 26,598 | 12,121 | 14,477 | 181,534 | 85,567 | 95,967 |
| North Dakota..... | 31 | 19 | 12 | 3 | 2 | 1 | 28 | 17 | 11 |
| Ohio..... | 14,107 | 7,124 | 6,983 | 2,621 | 1,148 | 1,473 | 11,486 | 5,976 | 5,510 |
| Oklahoma..... | 3,623 | 1,709 | 1,919 | 57 | 263 | 324 | 3,041 | 1,446 | 1,595 |
| Oregon..... | 89 | 57 | 32 | 15 | 10 | 5 | 74 | 47 | 27 |
| Pennsylvania..... | 19,532 | 9,334 | 9,698 | 3,337 | 1,559 | 1,778 | 16,195 | 8,275 | 7,920 |
| Rhode Island..... | 1,063 | 452 | 611 | 213 | 70 | 143 | 850 | 382 | 468 |
| South Carolina..... | 233,833 | 132,481 | 151,402 | 29,344 | 14,452 | 14,892 | 204,489 | 118,029 | 186,460 |
| South Dakota..... | 51 | 30 | 21 | 7 | 2 | 5 | 44 | 28 | 16 |
| Tennessee..... | 147,784 | 72,728 | 75,056 | 19,470 | 9,643 | 9,827 | 128,314 | 63,080 | 65,234 |
| Texas..... | 167,138 | 80,919 | 86,219 | 19,115 | 9,521 | 9,594 | 148,023 | 71,398 | 76,625 |
| Utah..... | 37 | 17 | 20 | 9 | 3 | 6 | 28 | 14 | 14 |
| Vermont..... | 99 | 61 | 38 | 16 | 10 | 6 | 83 | 51 | 32 |
| Virginia..... | 213,336 | 105,921 | 107,915 | 13,366 | 9,235 | 9,081 | 194,070 | 96,686 | 98,384 |
| Washington..... | 259 | 146 | 113 | 47 | 27 | 20 | 212 | 119 | 93 |
| West Virginia..... | 11,033 | 6,901 | 4,132 | 1,694 | 1,045 | 649 | 9,339 | 5,856 | 3,483 |
| Wisconsin..... | 250 | 138 | 112 | 52 | 26 | 26 | 198 | 112 | 86 |
| Wyoming..... | 141 | 106 | 35 | 19 | 11 | 8 | 122 | 95 | 27 |

¹ Includes all persons of negro descent.

² Includes persons in the military and naval service of the United States (including civilian employees, etc.) stationed abroad, not credited to any state or territory.

STATISTICS OF POPULATION.

TABLE 65.—TOTAL ILLITERATE POPULATION 10 YEARS OF AGE AND OVER,

[The designation "illiterate" comprehends all persons who

| STATES AND TERRITORIES. | 10 TO 14 YEARS. | | | 15 TO 20 YEARS. | | | 21 TO 24 YEARS. | | | 25 TO 34 YEARS. | | |
|--|-----------------|---------|----------|-----------------|---------|----------|-----------------|---------|----------|-----------------|---------|----------|
| | Total. | Males. | Females. | Total. | Males. | Females. | Total. | Males. | Females. | Total. | Males. | Females. |
| 1 The United States ¹ | 579,947 | 327,188 | 252,759 | 727,723 | 400,328 | 327,395 | 508,871 | 264,646 | 244,225 | 1,125,570 | 560,363 | 565,207 |
| 2 Alabama..... | 66,072 | 36,827 | 29,245 | 67,512 | 36,103 | 31,409 | 41,789 | 20,282 | 21,507 | 76,175 | 33,631 | 42,544 |
| 3 Alaska..... | 1,903 | 1,049 | 854 | 2,759 | 1,340 | 1,419 | 1,477 | 743 | 734 | 4,042 | 2,135 | 1,907 |
| 4 Arizona..... | 2,592 | 1,951 | 1,241 | 3,651 | 1,838 | 1,813 | 2,089 | 1,114 | 975 | 6,060 | 3,177 | 2,883 |
| 5 Arkansas..... | 26,972 | 15,259 | 11,713 | 24,488 | 13,609 | 10,879 | 16,459 | 8,108 | 8,351 | 31,650 | 14,029 | 17,621 |
| 6 California..... | 1,279 | 647 | 632 | 3,736 | 2,312 | 1,424 | 3,309 | 1,896 | 1,413 | 10,808 | 6,639 | 4,169 |
| 7 Colorado..... | 742 | 360 | 332 | 1,562 | 725 | 837 | 1,393 | 679 | 714 | 3,950 | 1,974 | 1,976 |
| 8 Connecticut..... | 436 | 230 | 206 | 3,384 | 1,715 | 1,669 | 3,728 | 2,028 | 1,700 | 10,400 | 5,870 | 4,530 |
| 9 Delaware..... | 845 | 497 | 348 | 1,416 | 847 | 569 | 1,202 | 674 | 528 | 3,008 | 1,656 | 1,367 |
| 10 District of Columbia..... | 398 | 236 | 162 | 1,026 | 519 | 507 | 1,169 | 498 | 671 | 2,907 | 1,129 | 1,778 |
| 11 Florida..... | 8,389 | 4,855 | 3,534 | 10,448 | 5,716 | 4,732 | 7,983 | 4,320 | 3,663 | 15,861 | 7,686 | 8,175 |
| 12 Georgia..... | 63,329 | 36,301 | 27,028 | 69,466 | 37,332 | 32,134 | 45,497 | 22,552 | 22,945 | 87,489 | 39,685 | 47,804 |
| 13 Hawaii..... | 394 | 154 | 240 | 3,413 | 2,061 | 1,352 | 7,007 | 4,682 | 2,325 | 17,709 | 12,383 | 5,326 |
| 14 Idaho..... | 209 | 114 | 95 | 334 | 210 | 124 | 320 | 216 | 104 | 959 | 622 | 337 |
| 15 Illinois..... | 4,044 | 2,427 | 1,617 | 8,767 | 4,844 | 3,923 | 8,130 | 4,577 | 3,553 | 27,782 | 14,880 | 12,902 |
| 16 Indiana..... | 1,453 | 928 | 525 | 4,332 | 2,819 | 1,513 | 3,768 | 2,363 | 1,405 | 11,645 | 6,873 | 4,772 |
| 17 Indian Territory..... | 12,172 | 7,086 | 5,086 | 8,639 | 5,141 | 3,498 | 4,181 | 2,313 | 1,868 | 7,851 | 4,044 | 3,807 |
| 18 Iowa..... | 833 | 550 | 333 | 1,628 | 1,064 | 564 | 1,464 | 935 | 529 | 4,003 | 2,227 | 1,776 |
| 19 Kansas..... | 878 | 509 | 369 | 1,513 | 1,007 | 506 | 1,273 | 797 | 476 | 3,893 | 2,116 | 1,777 |
| 20 Kentucky..... | 21,247 | 12,405 | 8,842 | 28,627 | 17,006 | 11,621 | 21,607 | 12,111 | 9,496 | 48,012 | 24,951 | 23,061 |
| 21 Louisiana..... | 55,691 | 29,521 | 26,170 | 61,963 | 31,159 | 30,804 | 38,901 | 18,439 | 20,462 | 74,605 | 34,727 | 39,878 |
| 22 Maine..... | 1,255 | 734 | 521 | 3,485 | 2,250 | 1,235 | 2,402 | 1,522 | 880 | 5,657 | 3,438 | 2,219 |
| 23 Maryland..... | 5,859 | 3,347 | 2,512 | 9,484 | 5,411 | 4,073 | 7,169 | 3,861 | 3,308 | 16,160 | 7,931 | 8,229 |
| 24 Massachusetts..... | 1,547 | 788 | 759 | 9,823 | 4,932 | 4,891 | 10,174 | 5,132 | 5,042 | 23,781 | 15,354 | 13,427 |
| 25 Michigan..... | 1,744 | 1,003 | 741 | 4,658 | 2,991 | 1,667 | 4,112 | 2,562 | 1,550 | 12,754 | 7,477 | 5,277 |
| 26 Minnesota..... | 1,865 | 785 | 580 | 2,487 | 1,408 | 1,079 | 2,276 | 1,203 | 1,073 | 7,035 | 3,401 | 3,634 |
| 27 Mississippi..... | 44,334 | 25,204 | 19,130 | 51,130 | 27,566 | 23,564 | 33,818 | 16,942 | 16,876 | 63,043 | 28,383 | 34,660 |
| 28 Missouri..... | 11,660 | 6,970 | 4,690 | 12,532 | 7,975 | 4,607 | 8,804 | 5,193 | 3,611 | 23,030 | 12,262 | 10,768 |
| 29 Montana..... | 374 | 199 | 175 | 803 | 477 | 326 | 925 | 605 | 320 | 2,849 | 1,819 | 1,030 |
| 30 Nebraska..... | 412 | 246 | 166 | 855 | 460 | 395 | 825 | 417 | 408 | 2,678 | 1,236 | 1,442 |
| 31 Nevada..... | 275 | 152 | 123 | 459 | 225 | 234 | 240 | 148 | 92 | 835 | 462 | 373 |
| 32 New Hampshire..... | 557 | 289 | 263 | 2,357 | 1,459 | 898 | 1,886 | 1,174 | 712 | 4,390 | 2,742 | 1,648 |
| 33 New Jersey..... | 2,069 | 1,146 | 923 | 6,556 | 3,174 | 3,382 | 6,539 | 3,501 | 3,038 | 20,709 | 11,436 | 9,273 |
| 34 New Mexico..... | 4,354 | 2,088 | 2,266 | 5,164 | 2,092 | 3,072 | 3,338 | 1,273 | 2,060 | 9,297 | 3,466 | 5,831 |
| 35 New York..... | 4,740 | 2,223 | 2,512 | 25,855 | 10,932 | 14,873 | 24,533 | 11,455 | 13,078 | 73,383 | 35,893 | 37,485 |
| 36 North Carolina..... | 51,190 | 28,558 | 22,632 | 53,814 | 30,012 | 23,802 | 33,245 | 16,231 | 17,014 | 58,634 | 25,559 | 33,125 |
| 37 North Dakota..... | 836 | 434 | 402 | 1,029 | 573 | 456 | 863 | 440 | 423 | 2,431 | 1,242 | 1,189 |
| 38 Ohio..... | 2,048 | 1,164 | 884 | 5,784 | 3,542 | 2,242 | 6,095 | 3,532 | 2,503 | 19,722 | 11,141 | 8,581 |
| 39 Oklahoma..... | 1,295 | 800 | 486 | 1,159 | 653 | 506 | 793 | 415 | 373 | 2,311 | 1,152 | 1,159 |
| 40 Oregon..... | 175 | 97 | 78 | 456 | 354 | 102 | 403 | 272 | 131 | 1,382 | 1,023 | 354 |
| 41 Pennsylvania..... | 6,326 | 4,000 | 2,326 | 21,509 | 13,045 | 8,464 | 23,272 | 14,213 | 9,054 | 72,722 | 44,391 | 27,331 |
| 42 Rhode Island..... | 691 | 388 | 303 | 2,677 | 1,519 | 1,158 | 2,135 | 1,175 | 960 | 5,842 | 3,147 | 2,695 |
| 43 South Carolina..... | 51,536 | 28,363 | 23,173 | 60,720 | 31,540 | 29,180 | 32,946 | 15,527 | 17,419 | 56,164 | 23,400 | 32,764 |
| 44 South Dakota..... | 472 | 227 | 245 | 683 | 305 | 378 | 714 | 306 | 403 | 2,215 | 880 | 1,335 |
| 45 Tennessee..... | 36,375 | 21,065 | 15,310 | 39,033 | 23,131 | 15,952 | 24,864 | 13,151 | 11,713 | 49,904 | 24,239 | 25,665 |
| 46 Texas..... | 35,491 | 20,332 | 15,159 | 40,313 | 22,636 | 17,627 | 26,240 | 13,731 | 12,509 | 55,656 | 26,635 | 23,971 |
| 47 Utah..... | 220 | 127 | 93 | 411 | 214 | 197 | 299 | 176 | 123 | 812 | 448 | 364 |
| 48 Vermont..... | 287 | 161 | 126 | 1,114 | 802 | 312 | 957 | 623 | 329 | 2,651 | 1,712 | 939 |
| 49 Virginia..... | 34,612 | 20,348 | 14,264 | 40,168 | 24,189 | 15,979 | 24,288 | 12,937 | 11,351 | 47,432 | 23,310 | 24,122 |
| 50 Washington..... | 340 | 184 | 156 | 806 | 541 | 265 | 755 | 497 | 258 | 2,640 | 1,674 | 966 |
| 51 West Virginia..... | 5,319 | 3,411 | 2,408 | 9,536 | 5,952 | 3,584 | 7,427 | 4,532 | 2,895 | 14,801 | 8,264 | 6,537 |
| 52 Wisconsin..... | 1,688 | 985 | 703 | 3,629 | 2,163 | 1,466 | 2,956 | 1,746 | 1,210 | 9,616 | 5,001 | 4,615 |
| 53 Wyoming..... | 72 | 49 | 23 | 263 | 131 | 82 | 302 | 219 | 83 | 789 | 534 | 255 |

¹ Includes persons in the military and naval service of the United States (including civilian employees, etc.) stationed abroad, not credited to any state or territory.

ILLITERACY.

CLASSIFIED BY SEX AND AGE PERIODS, BY STATES AND TERRITORIES: 1900.

can neither read nor write or who can read but can not write.]

| 35 TO 44 YEARS. | | | 45 TO 54 YEARS. | | | 55 TO 64 YEARS. | | | 65 YEARS AND OVER. | | | AGE UNKNOWN. | | | |
|-----------------|---------|----------|-----------------|---------|----------|-----------------|---------|----------|--------------------|---------|----------|--------------|--------|----------|----|
| Total. | Males. | Females. | Total. | Males. | Females. | Total. | Males. | Females. | Total. | Males. | Females. | Total. | Males. | Females. | |
| 1,045,370 | 481,837 | 563,533 | 948,961 | 443,120 | 505,841 | 644,853 | 292,184 | 352,669 | 612,829 | 259,950 | 352,879 | 52,733 | 25,440 | 27,293 | 1 |
| 59,912 | 22,027 | 37,885 | 64,467 | 32,072 | 32,395 | 34,273 | 16,350 | 17,923 | 29,925 | 13,843 | 16,082 | 3,465 | 1,444 | 2,021 | 2 |
| 3,375 | 1,957 | 1,418 | 2,294 | 1,286 | 1,008 | 1,063 | 612 | 451 | 605 | 309 | 296 | 5,793 | 3,693 | 2,100 | 3 |
| 4,911 | 2,678 | 2,233 | 3,520 | 1,858 | 1,662 | 2,112 | 1,107 | 1,005 | 1,624 | 820 | 804 | 748 | 461 | 287 | 4 |
| 28,605 | 10,975 | 17,630 | 31,289 | 15,070 | 16,219 | 16,653 | 7,874 | 8,779 | 12,398 | 5,657 | 6,741 | 2,141 | 902 | 1,239 | 5 |
| 12,612 | 8,232 | 4,380 | 11,011 | 7,205 | 3,806 | 8,138 | 5,090 | 3,048 | 6,685 | 3,669 | 3,016 | 1,381 | 754 | 627 | 6 |
| 3,890 | 1,898 | 1,992 | 3,020 | 1,525 | 1,495 | 1,687 | 867 | 820 | 1,354 | 654 | 700 | 181 | 92 | 89 | 7 |
| 8,367 | 4,374 | 3,993 | 6,756 | 3,023 | 3,733 | 5,141 | 1,928 | 3,213 | 4,542 | 1,654 | 2,888 | 219 | 107 | 112 | 8 |
| 3,468 | 1,713 | 1,755 | 3,094 | 1,540 | 1,554 | 2,289 | 1,036 | 1,253 | 2,016 | 855 | 1,161 | 198 | 84 | 114 | 9 |
| 4,241 | 1,498 | 2,743 | 4,705 | 1,720 | 2,985 | 2,975 | 1,240 | 1,735 | 2,582 | 959 | 1,623 | 25 | 8 | 17 | 10 |
| 14,225 | 6,038 | 8,187 | 13,026 | 6,024 | 7,002 | 7,561 | 3,634 | 3,927 | 6,097 | 2,833 | 3,264 | 695 | 314 | 381 | 11 |
| 73,766 | 30,562 | 43,204 | 63,853 | 28,614 | 35,239 | 39,925 | 19,408 | 20,517 | 34,535 | 16,329 | 18,206 | 2,560 | 1,097 | 1,463 | 12 |
| 8,340 | 6,368 | 1,972 | 3,040 | 2,242 | 798 | 1,525 | 1,147 | 378 | 776 | 459 | 317 | 136 | 82 | 54 | 13 |
| 1,125 | 684 | 441 | 936 | 571 | 365 | 740 | 435 | 305 | 679 | 323 | 351 | 203 | 80 | 123 | 14 |
| 31,352 | 15,591 | 15,761 | 27,829 | 12,657 | 15,172 | 22,798 | 9,386 | 13,412 | 25,922 | 9,775 | 16,147 | 1,334 | 615 | 719 | 15 |
| 15,596 | 8,108 | 7,488 | 17,931 | 8,576 | 9,355 | 15,713 | 6,716 | 8,997 | 19,218 | 6,981 | 12,237 | 883 | 399 | 484 | 16 |
| 7,053 | 3,298 | 3,755 | 6,313 | 3,187 | 3,126 | 3,098 | 1,446 | 1,652 | 2,122 | 911 | 1,211 | 623 | 278 | 345 | 17 |
| 5,635 | 2,926 | 2,709 | 7,041 | 3,247 | 3,794 | 7,597 | 3,083 | 4,514 | 11,532 | 4,461 | 7,071 | 389 | 182 | 207 | 18 |
| 5,278 | 2,460 | 2,818 | 6,431 | 2,944 | 3,487 | 5,996 | 2,699 | 3,297 | 6,835 | 3,021 | 3,814 | 416 | 179 | 237 | 19 |
| 47,481 | 22,510 | 24,971 | 41,889 | 19,356 | 22,533 | 26,806 | 11,979 | 14,827 | 24,430 | 10,319 | 14,111 | 2,855 | 1,302 | 1,553 | 20 |
| 54,942 | 24,974 | 29,968 | 44,185 | 20,739 | 23,446 | 26,575 | 12,650 | 13,925 | 22,456 | 10,283 | 12,173 | 1,827 | 826 | 1,001 | 21 |
| 4,997 | 2,914 | 2,083 | 4,480 | 2,512 | 1,968 | 3,080 | 1,645 | 1,435 | 3,536 | 1,827 | 1,709 | 168 | 94 | 74 | 22 |
| 18,934 | 8,836 | 10,148 | 13,271 | 8,306 | 9,965 | 13,245 | 6,068 | 7,177 | 11,376 | 4,705 | 6,671 | 1,399 | 645 | 754 | 23 |
| 25,383 | 11,936 | 13,447 | 23,333 | 9,123 | 14,210 | 18,056 | 6,214 | 11,842 | 15,793 | 5,233 | 10,560 | 1,153 | 702 | 451 | 24 |
| 15,292 | 8,492 | 6,800 | 14,941 | 7,965 | 6,976 | 12,388 | 6,014 | 6,374 | 14,294 | 6,542 | 7,752 | 299 | 178 | 121 | 25 |
| 8,498 | 4,104 | 4,394 | 8,690 | 3,642 | 5,048 | 9,310 | 3,498 | 5,812 | 13,138 | 4,930 | 8,208 | 147 | 78 | 69 | 26 |
| 53,961 | 22,632 | 31,329 | 45,996 | 20,208 | 25,788 | 31,149 | 15,661 | 15,488 | 26,419 | 13,616 | 12,803 | 1,611 | 615 | 996 | 27 |
| 27,507 | 13,420 | 14,087 | 27,701 | 12,494 | 15,207 | 20,222 | 8,585 | 11,637 | 19,714 | 7,646 | 12,068 | 1,624 | 727 | 897 | 28 |
| 2,682 | 1,646 | 1,016 | 1,955 | 1,103 | 852 | 1,146 | 590 | 556 | 881 | 373 | 508 | 80 | 73 | 7 | 29 |
| 3,115 | 1,420 | 1,695 | 3,215 | 1,445 | 1,770 | 3,187 | 1,326 | 1,861 | 3,600 | 1,508 | 2,092 | 110 | 36 | 74 | 30 |
| 919 | 532 | 387 | 720 | 452 | 268 | 515 | 315 | 200 | 472 | 251 | 221 | 210 | 111 | 99 | 31 |
| 3,856 | 2,220 | 1,636 | 3,478 | 1,918 | 1,560 | 2,234 | 1,119 | 1,115 | 2,195 | 1,043 | 1,152 | 122 | 79 | 43 | 32 |
| 18,142 | 9,637 | 8,605 | 13,597 | 6,153 | 7,444 | 9,920 | 4,105 | 5,815 | 3,567 | 3,250 | 5,317 | 559 | 323 | 236 | 33 |
| 9,132 | 3,545 | 5,587 | 6,987 | 3,002 | 3,985 | 4,697 | 2,253 | 2,444 | 3,612 | 1,877 | 1,735 | 390 | 164 | 226 | 34 |
| 66,449 | 31,832 | 34,617 | 49,914 | 21,839 | 28,025 | 36,405 | 14,330 | 22,075 | 35,779 | 14,114 | 21,665 | 1,042 | 486 | 556 | 35 |
| 57,173 | 21,622 | 35,551 | 59,845 | 27,095 | 32,750 | 37,085 | 17,168 | 19,917 | 32,964 | 14,021 | 18,943 | 2,251 | 962 | 1,289 | 36 |
| 2,393 | 1,194 | 1,199 | 1,952 | 945 | 1,007 | 1,481 | 657 | 824 | 1,673 | 664 | 1,009 | 61 | 45 | 16 | 37 |
| 24,166 | 12,813 | 11,353 | 24,046 | 11,449 | 12,597 | 21,582 | 9,165 | 12,417 | 27,044 | 10,049 | 16,995 | 1,054 | 489 | 565 | 38 |
| 2,934 | 1,851 | 1,083 | 3,002 | 1,455 | 1,547 | 2,259 | 1,143 | 1,116 | 1,803 | 859 | 944 | 218 | 93 | 125 | 39 |
| 2,770 | 2,151 | 619 | 2,559 | 1,945 | 614 | 1,419 | 882 | 537 | 1,460 | 655 | 805 | 62 | 45 | 17 | 40 |
| 61,570 | 35,527 | 26,043 | 44,312 | 21,078 | 23,234 | 33,181 | 12,559 | 20,622 | 34,721 | 10,809 | 23,912 | 1,763 | 900 | 863 | 41 |
| 5,775 | 2,665 | 3,110 | 5,121 | 2,219 | 2,902 | 3,844 | 1,443 | 2,401 | -2,819 | 981 | 1,833 | 100 | 45 | 55 | 42 |
| 47,477 | 18,942 | 28,535 | 39,452 | 16,670 | 22,782 | 27,251 | 13,645 | 13,606 | 22,312 | 10,975 | 11,337 | 801 | 357 | 444 | 43 |
| 2,746 | 1,160 | 1,586 | 2,950 | 1,285 | 1,665 | 2,406 | 1,007 | 1,399 | 2,621 | 976 | 1,645 | 25 | 14 | 11 | 44 |
| 47,339 | 19,264 | 28,075 | 49,122 | 22,412 | 26,710 | 31,132 | 14,404 | 16,728 | 25,985 | 10,983 | 15,062 | 3,126 | 1,398 | 1,728 | 45 |
| 51,823 | 22,203 | 29,620 | 49,237 | 24,516 | 24,721 | 27,572 | 13,668 | 13,904 | 22,530 | 10,703 | 11,827 | 5,106 | 2,277 | 2,829 | 46 |
| 1,057 | 513 | 544 | 1,085 | 504 | 581 | 886 | 350 | 536 | 1,298 | 439 | 859 | 73 | 40 | 33 | 47 |
| 2,892 | 1,715 | 1,177 | 2,936 | 1,693 | 1,242 | 2,244 | 1,160 | 1,084 | 3,020 | 1,535 | 1,485 | 147 | 101 | 46 | 48 |
| 52,683 | 23,989 | 28,694 | 49,520 | 23,107 | 26,413 | 32,110 | 15,094 | 17,016 | 29,627 | 14,155 | 15,472 | 1,630 | 761 | 869 | 49 |
| 2,787 | 1,620 | 1,167 | 2,173 | 1,233 | 940 | 1,540 | 781 | 759 | 1,371 | 654 | 717 | 328 | 176 | 152 | 50 |
| 13,448 | 6,669 | 6,779 | 12,365 | 5,723 | 6,637 | 8,004 | 3,332 | 4,622 | 7,955 | 3,138 | 4,817 | 700 | 353 | 347 | 51 |
| 12,604 | 6,034 | 6,570 | 12,900 | 5,855 | 7,045 | 12,366 | 5,113 | 7,253 | 17,759 | 7,249 | 10,510 | 261 | 138 | 123 | 52 |
| 598 | 405 | 193 | 407 | 243 | 164 | 264 | 145 | 119 | 156 | 68 | 88 | 27 | 22 | 5 | 53 |

STATISTICS OF POPULATION.

TABLE 66.—ILLITERATE WHITE POPULATION 10 YEARS OF AGE AND OVER.

[The designation "illiterate" comprehends all persons who

| STATES AND TERRITORIES. | 10 TO 14 YEARS. | | | 15 TO 20 YEARS. | | | 21 TO 24 YEARS. | | | 25 TO 34 YEARS. | | |
|--|-----------------|---------|----------|-----------------|---------|----------|-----------------|---------|----------|-----------------|---------|----------|
| | Total. | Males. | Females. | Total. | Males. | Females. | Total. | Males. | Females. | Total. | Males. | Females. |
| 1 The United States ¹ | 240,843 | 138,355 | 102,488 | 316,833 | 179,478 | 137,355 | 238,231 | 127,075 | 106,156 | 585,104 | 310,353 | 274,746 |
| 2 Alabama | 18,804 | 10,700 | 8,104 | 14,992 | 8,498 | 6,494 | 8,676 | 4,375 | 4,301 | 16,010 | 7,575 | 8,435 |
| 3 Alaska | 11 | 5 | 6 | 47 | 36 | 11 | 97 | 78 | 19 | 252 | 211 | 41 |
| 4 Arizona | 731 | 380 | 351 | 1,898 | 814 | 584 | 1,031 | 618 | 413 | 2,680 | 1,536 | 1,144 |
| 5 Arkansas | 13,256 | 7,835 | 5,421 | 10,178 | 6,071 | 4,107 | 5,985 | 3,176 | 2,809 | 12,184 | 5,715 | 6,469 |
| 6 California | 727 | 401 | 326 | 2,040 | 1,233 | 807 | 1,932 | 1,106 | 826 | 6,867 | 4,127 | 2,740 |
| 7 Colorado | 676 | 327 | 349 | 1,439 | 668 | 771 | 1,268 | 623 | 645 | 3,618 | 1,792 | 1,826 |
| 8 Connecticut | 427 | 226 | 201 | 3,298 | 1,689 | 1,609 | 3,643 | 1,987 | 1,656 | 10,148 | 5,732 | 4,416 |
| 9 Delaware | 295 | 181 | 114 | 588 | 373 | 215 | 572 | 359 | 213 | 1,449 | 890 | 559 |
| 10 District of Columbia..... | 43 | 23 | 20 | 98 | 40 | 58 | 118 | 52 | 66 | 389 | 169 | 220 |
| 11 Florida | 2,478 | 1,455 | 1,023 | 2,132 | 1,201 | 931 | 1,866 | 784 | 632 | 3,140 | 1,483 | 1,657 |
| 12 Georgia | 14,923 | 8,798 | 6,125 | 13,508 | 7,822 | 5,686 | 8,256 | 4,375 | 3,881 | 16,145 | 8,026 | 8,119 |
| 13 Hawaii | 252 | 109 | 143 | 784 | 351 | 433 | 610 | 252 | 358 | 1,391 | 672 | 719 |
| 14 Idaho | 106 | 60 | 46 | 115 | 88 | 27 | 116 | 85 | 31 | 402 | 283 | 119 |
| 15 Illinois | 3,712 | 2,212 | 1,500 | 8,166 | 4,466 | 3,700 | 7,476 | 4,201 | 3,275 | 25,831 | 13,829 | 12,002 |
| 16 Indiana | 1,868 | 881 | 487 | 3,945 | 2,577 | 1,368 | 3,312 | 2,071 | 1,241 | 10,099 | 6,029 | 4,070 |
| 17 Indian Territory | 3,536 | 5,070 | 3,466 | 5,256 | 3,332 | 1,924 | 2,370 | 1,381 | 989 | 4,355 | 2,444 | 1,911 |
| 18 Iowa | 823 | 506 | 317 | 1,518 | 988 | 530 | 1,361 | 863 | 498 | 3,704 | 2,060 | 1,644 |
| 19 Kansas | 709 | 414 | 295 | 1,154 | 775 | 379 | 915 | 554 | 361 | 2,859 | 1,589 | 1,270 |
| 20 Kentucky | 16,290 | 9,453 | 6,837 | 21,066 | 12,526 | 8,540 | 15,323 | 8,572 | 6,751 | 32,369 | 16,880 | 15,489 |
| 21 Louisiana | 14,513 | 7,813 | 6,700 | 16,167 | 8,425 | 7,742 | 9,708 | 4,775 | 4,933 | 19,410 | 9,744 | 9,666 |
| 22 Maine | 1,244 | 729 | 515 | 3,453 | 2,238 | 1,215 | 2,376 | 1,507 | 869 | 5,576 | 3,395 | 2,181 |
| 23 Maryland | 1,803 | 1,061 | 742 | 3,077 | 1,812 | 1,265 | 2,448 | 1,367 | 1,081 | 6,121 | 3,144 | 2,977 |
| 24 Massachusetts | 1,512 | 769 | 743 | 3,623 | 4,799 | 4,824 | 9,796 | 4,867 | 4,929 | 27,925 | 14,775 | 13,150 |
| 25 Michigan | 1,595 | 918 | 677 | 4,392 | 2,859 | 1,533 | 3,925 | 2,454 | 1,471 | 12,193 | 7,187 | 5,006 |
| 26 Minnesota | 976 | 575 | 401 | 2,058 | 1,194 | 864 | 2,031 | 1,100 | 931 | 6,146 | 3,006 | 3,140 |
| 27 Mississippi | 6,156 | 3,732 | 2,424 | 4,964 | 3,010 | 1,954 | 2,922 | 1,672 | 1,250 | 5,826 | 3,000 | 2,826 |
| 28 Missouri | 9,372 | 5,920 | 3,952 | 10,195 | 6,511 | 3,684 | 6,886 | 4,110 | 2,776 | 17,785 | 9,650 | 8,135 |
| 29 Montana | 87 | 49 | 38 | 263 | 168 | 95 | 469 | 338 | 131 | 1,411 | 943 | 463 |
| 30 Nebraska | 380 | 235 | 145 | 777 | 436 | 341 | 761 | 393 | 368 | 2,492 | 1,159 | 1,333 |
| 31 Nevada | 10 | 8 | 2 | 58 | 49 | 9 | 54 | 40 | 14 | 157 | 125 | 32 |
| 32 New Hampshire | 555 | 288 | 267 | 2,343 | 1,449 | 894 | 1,878 | 1,167 | 711 | 4,369 | 2,725 | 1,644 |
| 33 New Jersey | 1,821 | 1,026 | 795 | 5,902 | 2,802 | 3,100 | 5,778 | 3,069 | 2,709 | 18,815 | 10,470 | 8,345 |
| 34 New Mexico | 3,596 | 1,696 | 1,900 | 3,987 | 1,536 | 2,451 | 2,738 | 981 | 1,757 | 7,446 | 2,536 | 4,910 |
| 35 New York | 4,575 | 2,136 | 2,439 | 25,027 | 10,536 | 14,491 | 23,629 | 10,950 | 12,679 | 70,832 | 34,849 | 36,483 |
| 36 North Carolina | 25,444 | 14,298 | 11,146 | 24,172 | 13,720 | 10,452 | 14,024 | 7,372 | 6,652 | 25,987 | 12,168 | 13,819 |
| 37 North Dakota..... | 619 | 322 | 297 | 791 | 446 | 345 | 676 | 342 | 334 | 1,912 | 983 | 929 |
| 38 Ohio | 1,910 | 1,088 | 822 | 5,314 | 3,302 | 2,012 | 5,540 | 3,272 | 2,268 | 17,855 | 10,082 | 7,773 |
| 39 Oklahoma | 987 | 648 | 339 | 663 | 418 | 245 | 375 | 229 | 146 | 1,096 | 634 | 462 |
| 40 Oregon | 109 | 62 | 47 | 163 | 109 | 54 | 166 | 90 | 76 | 555 | 326 | 229 |
| 41 Pennsylvania..... | 6,026 | 3,854 | 2,172 | 20,411 | 12,392 | 8,019 | 21,665 | 13,229 | 8,436 | 68,433 | 42,353 | 26,080 |
| 42 Rhode Island | 688 | 387 | 301 | 2,635 | 1,490 | 1,145 | 2,068 | 1,137 | 931 | 5,645 | 3,034 | 2,611 |
| 43 South Carolina | 9,996 | 5,654 | 4,342 | 9,508 | 5,381 | 4,127 | 4,862 | 2,553 | 2,309 | 8,391 | 3,967 | 4,424 |
| 44 South Dakota..... | 297 | 139 | 158 | 442 | 198 | 244 | 381 | 186 | 195 | 1,016 | 480 | 536 |
| 45 Tennessee | 21,473 | 12,446 | 9,027 | 20,893 | 12,411 | 8,482 | 12,834 | 6,931 | 5,903 | 25,620 | 12,710 | 12,910 |
| 46 Texas..... | 20,819 | 11,882 | 8,937 | 21,333 | 11,934 | 9,399 | 12,089 | 6,516 | 5,573 | 25,909 | 13,141 | 12,768 |
| 47 Utah..... | 87 | 54 | 33 | 171 | 104 | 67 | 163 | 99 | 64 | 483 | 266 | 217 |
| 48 Vermont..... | 286 | 160 | 126 | 1,109 | 799 | 310 | 952 | 625 | 327 | 2,632 | 1,697 | 935 |
| 49 Virginia | 12,258 | 7,261 | 4,997 | 13,197 | 8,112 | 5,085 | 8,139 | 4,599 | 3,540 | 15,933 | 8,705 | 7,278 |
| 50 Washington | 116 | 61 | 55 | 266 | 173 | 93 | 311 | 191 | 120 | 1,200 | 712 | 488 |
| 51 West Virginia | 5,323 | 3,141 | 2,187 | 3,187 | 4,905 | 3,282 | 5,979 | 3,427 | 2,552 | 12,365 | 6,627 | 5,738 |
| 52 Wisconsin | 1,502 | 879 | 623 | 3,360 | 2,036 | 1,324 | 2,739 | 1,626 | 1,113 | 8,946 | 4,686 | 4,260 |
| 53 Wyoming..... | 36 | 28 | 8 | 134 | 100 | 34 | 167 | 126 | 41 | 512 | 368 | 144 |

¹ Includes persons in the military and naval service of the United States (including civilian employees, etc.) stationed abroad, not credited to any state or territory.

ILLITERACY.

CLASSIFIED BY SEX AND AGE PERIODS, BY STATES AND TERRITORIES: 1900.

can neither read nor write or who can read but can not write.]

| 35 TO 44 YEARS. | | | 45 TO 54 YEARS. | | | 55 TO 64 YEARS. | | | 65 YEARS AND OVER. | | | AGE UNKNOWN. | | | |
|-----------------|---------|----------|-----------------|---------|----------|-----------------|---------|----------|--------------------|---------|----------|--------------|--------|----------|----|
| Total. | Males. | Females. | Total. | Males. | Females. | Total. | Males. | Females. | Total. | Males. | Females. | Total. | Males. | Females. | |
| 571,539 | 280,730 | 290,809 | 503,015 | 234,894 | 268,121 | 363,203 | 149,124 | 214,079 | 378,774 | 143,539 | 235,235 | 17,063 | 8,567 | 8,496 | 1 |
| 15,298 | 6,281 | 9,017 | 15,947 | 7,900 | 8,047 | 7,876 | 3,024 | 4,852 | 6,909 | 2,309 | 4,600 | 371 | 150 | 221 | 2 |
| 184 | 163 | 21 | 80 | 62 | 18 | 51 | 38 | 13 | 27 | 18 | 9 | 16 | 14 | 2 | 3 |
| 2,084 | 1,175 | 909 | 1,362 | 720 | 642 | 805 | 442 | 363 | 464 | 222 | 242 | 93 | 63 | 30 | 4 |
| 12,101 | 4,870 | 7,231 | 12,075 | 5,482 | 6,593 | 6,218 | 2,412 | 3,806 | 4,849 | 1,718 | 3,131 | 314 | 150 | 164 | 5 |
| 7,225 | 4,054 | 3,171 | 6,171 | 3,305 | 2,866 | 5,198 | 2,758 | 2,440 | 4,890 | 2,527 | 2,363 | 537 | 299 | 238 | 6 |
| 3,517 | 1,694 | 1,823 | 2,631 | 1,337 | 1,294 | 1,438 | 724 | 714 | 1,233 | 604 | 629 | 136 | 73 | 63 | 7 |
| 8,054 | 4,223 | 3,831 | 6,392 | 2,854 | 3,538 | 4,928 | 1,822 | 3,106 | 4,310 | 1,548 | 2,762 | 201 | 99 | 102 | 8 |
| 1,647 | 880 | 767 | 1,560 | 794 | 766 | 1,213 | 517 | 696 | 1,163 | 473 | 690 | 61 | 32 | 29 | 9 |
| 436 | 203 | 233 | 450 | 174 | 276 | 459 | 174 | 285 | 484 | 170 | 314 | 3 | 2 | 1 | 10 |
| 3,511 | 1,555 | 1,956 | 3,351 | 1,574 | 1,777 | 1,771 | 716 | 1,055 | 1,336 | 451 | 885 | 99 | 45 | 54 | 11 |
| 16,374 | 7,230 | 9,144 | 14,784 | 6,650 | 8,134 | 8,485 | 3,148 | 5,337 | 8,453 | 2,880 | 5,573 | 336 | 149 | 187 | 12 |
| 1,518 | 776 | 742 | 1,357 | 704 | 653 | 853 | 510 | 343 | 675 | 368 | 307 | 101 | 53 | 48 | 13 |
| 449 | 278 | 171 | 377 | 229 | 148 | 294 | 146 | 148 | 300 | 139 | 161 | 8 | 5 | 3 | 14 |
| 28,694 | 14,366 | 14,328 | 25,023 | 11,395 | 13,628 | 20,718 | 8,384 | 12,334 | 24,123 | 8,958 | 15,165 | 962 | 466 | 496 | 15 |
| 13,373 | 7,012 | 6,361 | 15,369 | 7,393 | 7,976 | 13,981 | 5,804 | 8,177 | 17,780 | 6,291 | 11,489 | 632 | 303 | 329 | 16 |
| 3,771 | 1,901 | 1,870 | 3,104 | 1,618 | 1,486 | 1,519 | 694 | 825 | 963 | 383 | 580 | 106 | 56 | 50 | 17 |
| 5,249 | 2,715 | 2,534 | 6,565 | 3,011 | 3,554 | 7,241 | 2,906 | 4,335 | 11,219 | 4,295 | 6,924 | 273 | 131 | 142 | 18 |
| 3,739 | 1,862 | 1,877 | 4,166 | 1,950 | 2,216 | 4,097 | 1,743 | 2,354 | 5,009 | 2,082 | 2,927 | 121 | 61 | 60 | 19 |
| 30,082 | 14,243 | 15,839 | 25,908 | 11,904 | 14,004 | 16,654 | 7,015 | 9,639 | 16,105 | 6,424 | 9,681 | 971 | 474 | 497 | 20 |
| 15,095 | 7,455 | 7,640 | 11,141 | 5,629 | 5,512 | 5,688 | 2,534 | 3,154 | 4,660 | 1,810 | 2,850 | 169 | 92 | 77 | 21 |
| 4,893 | 2,863 | 2,030 | 4,388 | 2,461 | 1,927 | 3,023 | 1,622 | 1,406 | 3,468 | 1,794 | 1,674 | 163 | 90 | 78 | 22 |
| 6,978 | 3,405 | 3,573 | 6,334 | 3,172 | 3,662 | 5,621 | 2,411 | 3,210 | 5,512 | 2,046 | 3,466 | 300 | 133 | 167 | 23 |
| 24,590 | 11,428 | 13,162 | 22,623 | 8,825 | 13,803 | 17,656 | 6,068 | 11,588 | 15,430 | 5,132 | 10,348 | 1,111 | 690 | 421 | 24 |
| 14,603 | 8,140 | 6,463 | 14,270 | 7,624 | 6,646 | 11,867 | 5,760 | 6,107 | 13,581 | 6,196 | 7,385 | 250 | 151 | 99 | 25 |
| 7,682 | 3,737 | 3,945 | 8,000 | 3,308 | 4,692 | 8,808 | 3,270 | 5,538 | 12,647 | 4,723 | 7,919 | 132 | 74 | 58 | 26 |
| 6,036 | 2,820 | 3,216 | 5,234 | 2,511 | 2,723 | 2,995 | 1,239 | 1,756 | 2,588 | 998 | 1,590 | 123 | 53 | 70 | 27 |
| 20,444 | 10,272 | 10,172 | 19,986 | 9,143 | 10,843 | 15,147 | 6,207 | 8,940 | 15,298 | 5,670 | 9,628 | 736 | 358 | 378 | 28 |
| 1,247 | 861 | 386 | 762 | 499 | 263 | 435 | 249 | 186 | 324 | 187 | 137 | 18 | 16 | 2 | 29 |
| 2,855 | 1,300 | 1,555 | 2,907 | 1,310 | 1,597 | 2,984 | 1,236 | 1,748 | 3,374 | 1,409 | 1,965 | 98 | 34 | 64 | 30 |
| 145 | 96 | 49 | 136 | 86 | 50 | 119 | 73 | 46 | 98 | 53 | 40 | 2 | 2 | ----- | 31 |
| 3,827 | 2,197 | 1,630 | 3,461 | 1,907 | 1,554 | 2,224 | 1,113 | 1,111 | 2,190 | 1,040 | 1,150 | 119 | 79 | 40 | 32 |
| 16,007 | 8,563 | 7,444 | 11,562 | 5,303 | 6,259 | 8,648 | 3,531 | 5,117 | 7,416 | 2,764 | 4,652 | 389 | 255 | 134 | 33 |
| 7,828 | 2,890 | 4,938 | 5,908 | 2,447 | 3,461 | 4,069 | 1,936 | 2,133 | 2,968 | 1,555 | 1,413 | 332 | 159 | 223 | 34 |
| 63,698 | 30,341 | 33,357 | 47,600 | 20,824 | 26,776 | 34,994 | 13,697 | 21,297 | 34,486 | 13,613 | 20,873 | 932 | 443 | 489 | 35 |
| 27,516 | 11,292 | 16,224 | 27,297 | 12,544 | 14,753 | 15,575 | 5,803 | 9,772 | 15,297 | 5,046 | 10,251 | 595 | 249 | 346 | 36 |
| 1,724 | 880 | 844 | 1,365 | 653 | 712 | 1,107 | 489 | 618 | 1,280 | 517 | 763 | 21 | 16 | 5 | 37 |
| 21,441 | 11,405 | 10,036 | 20,345 | 9,916 | 10,929 | 19,043 | 7,852 | 11,191 | 24,644 | 8,886 | 15,758 | 718 | 356 | 362 | 38 |
| 1,302 | 674 | 628 | 1,281 | 664 | 617 | 978 | 491 | 487 | 320 | 362 | 458 | 45 | 26 | 19 | 39 |
| 785 | 419 | 366 | 815 | 428 | 387 | 791 | 426 | 365 | 979 | 457 | 522 | 24 | 14 | 10 | 40 |
| 56,952 | 33,054 | 23,898 | 40,464 | 19,236 | 21,228 | 30,904 | 11,495 | 19,409 | 32,733 | 10,057 | 22,676 | 1,490 | 770 | 720 | 41 |
| 5,526 | 2,555 | 2,971 | 4,374 | 2,113 | 2,761 | 3,662 | 1,364 | 2,298 | 2,703 | 948 | 1,755 | 70 | 35 | 35 | 42 |
| 8,113 | 3,655 | 4,458 | 6,539 | 2,948 | 3,591 | 3,803 | 1,478 | 2,325 | 3,354 | 1,200 | 2,154 | 153 | 64 | 89 | 43 |
| 1,117 | 497 | 620 | 1,191 | 498 | 693 | 1,103 | 462 | 641 | 1,472 | 559 | 913 | 20 | 11 | 9 | 44 |
| 24,758 | 10,329 | 14,429 | 24,087 | 10,929 | 13,158 | 15,006 | 6,154 | 8,852 | 13,224 | 4,315 | 8,409 | 1,191 | 550 | 641 | 45 |
| 23,801 | 11,361 | 12,440 | 20,663 | 10,674 | 9,989 | 11,375 | 5,599 | 5,776 | 9,141 | 3,871 | 5,270 | 1,357 | 628 | 729 | 46 |
| 691 | 312 | 379 | 774 | 308 | 466 | 710 | 248 | 462 | 1,169 | 369 | 800 | 27 | 17 | 10 | 47 |
| 2,874 | 1,708 | 1,166 | 2,912 | 1,678 | 1,234 | 2,226 | 1,149 | 1,077 | 3,003 | 1,522 | 1,481 | 145 | 100 | 45 | 48 |
| 16,259 | 8,266 | 7,993 | 14,052 | 7,027 | 7,025 | 8,863 | 3,929 | 4,934 | 9,195 | 3,876 | 5,319 | 214 | 91 | 123 | 49 |
| 1,395 | 781 | 614 | 1,033 | 533 | 455 | 802 | 396 | 406 | 726 | 343 | 403 | 46 | 36 | 10 | 50 |
| 11,681 | 5,671 | 6,010 | 10,760 | 4,892 | 5,868 | 7,050 | 2,859 | 4,191 | 7,244 | 2,776 | 4,448 | 437 | 220 | 217 | 51 |
| 11,931 | 5,725 | 6,256 | 12,337 | 5,552 | 6,785 | 11,974 | 4,913 | 7,061 | 17,315 | 7,036 | 10,279 | 231 | 121 | 110 | 52 |
| 371 | 274 | 97 | 225 | 139 | 86 | 147 | 87 | 60 | 97 | 43 | 54 | 8 | 3 | 5 | 53 |

STATISTICS OF POPULATION.

TABLE 67.—ILLITERATE NATIVE WHITE POPULATION 10 YEARS OF AGE AND OVER,

[The designation "illiterate" comprehends all persons who

| STATES AND TERRITORIES. | 10 TO 14 YEARS. | | | 15 TO 20 YEARS. | | | 21 TO 24 YEARS. | | | 25 TO 34 YEARS. | | |
|--|-----------------|---------|----------|-----------------|---------|----------|-----------------|--------|----------|-----------------|---------|----------|
| | Total. | Males. | Females. | Total. | Males. | Females. | Total. | Males. | Females. | Total. | Males. | Females. |
| 1 The United States ¹ | 223,444 | 129,130 | 94,314 | 235,759 | 139,155 | 96,604 | 147,388 | 81,590 | 65,798 | 308,308 | 159,905 | 148,403 |
| 2 Alabama..... | 18,769 | 10,676 | 8,093 | 14,886 | 8,482 | 6,454 | 8,609 | 4,334 | 4,275 | 15,748 | 7,407 | 8,341 |
| 3 Alaska..... | 11 | 5 | 6 | 13 | 8 | 5 | 24 | 11 | 13 | 46 | 26 | 20 |
| 4 Arizona..... | 499 | 271 | 228 | 635 | 364 | 271 | 384 | 215 | 169 | 667 | 306 | 361 |
| 5 Arkansas..... | 13,234 | 7,817 | 5,417 | 10,126 | 6,037 | 4,089 | 5,932 | 3,144 | 2,788 | 12,028 | 5,650 | 6,378 |
| 6 California..... | 521 | 283 | 238 | 915 | 508 | 407 | 637 | 324 | 313 | 1,367 | 715 | 652 |
| 7 Colorado..... | 585 | 275 | 310 | 996 | 428 | 568 | 699 | 300 | 399 | 1,615 | 646 | 969 |
| 8 Connecticut..... | 122 | 70 | 52 | 372 | 234 | 138 | 298 | 167 | 131 | 753 | 395 | 358 |
| 9 Delaware..... | 266 | 164 | 102 | 430 | 275 | 155 | 373 | 225 | 148 | 875 | 530 | 345 |
| 10 District of Columbia..... | 32 | 15 | 17 | 67 | 28 | 39 | 73 | 38 | 35 | 186 | 85 | 101 |
| 11 Florida..... | 2,337 | 1,397 | 940 | 1,941 | 1,126 | 815 | 1,213 | 665 | 548 | 2,658 | 1,260 | 1,398 |
| 12 Georgia..... | 14,911 | 8,791 | 6,120 | 13,433 | 7,308 | 5,675 | 8,217 | 4,349 | 3,868 | 15,967 | 7,950 | 8,017 |
| 13 Hawaii..... | 225 | 98 | 127 | 361 | 173 | 188 | 91 | 29 | 62 | 245 | 120 | 125 |
| 14 Idaho..... | 96 | 53 | 43 | 66 | 46 | 20 | 45 | 31 | 14 | 124 | 82 | 42 |
| 15 Illinois..... | 3,045 | 1,867 | 1,178 | 4,465 | 2,743 | 1,722 | 2,832 | 1,759 | 1,073 | 8,425 | 4,992 | 3,433 |
| 16 Indiana..... | 1,314 | 849 | 465 | 3,591 | 2,368 | 1,223 | 2,863 | 1,798 | 1,065 | 8,209 | 4,862 | 3,347 |
| 17 Indian Territory..... | 8,503 | 5,043 | 3,460 | 5,197 | 3,297 | 1,900 | 2,296 | 1,333 | 963 | 4,090 | 2,267 | 1,823 |
| 18 Iowa..... | 735 | 460 | 275 | 1,162 | 759 | 403 | 916 | 619 | 297 | 2,070 | 1,286 | 784 |
| 19 Kansas..... | 636 | 368 | 268 | 906 | 625 | 281 | 622 | 393 | 229 | 1,570 | 1,016 | 554 |
| 20 Kentucky..... | 16,274 | 9,442 | 6,832 | 20,970 | 12,466 | 8,504 | 15,209 | 8,512 | 6,697 | 31,897 | 16,642 | 15,255 |
| 21 Louisiana..... | 13,583 | 7,300 | 6,283 | 14,862 | 7,761 | 7,101 | 8,666 | 4,307 | 4,359 | 16,377 | 8,008 | 8,369 |
| 22 Maine..... | 752 | 437 | 315 | 1,332 | 1,191 | 641 | 1,009 | 662 | 347 | 2,186 | 1,346 | 840 |
| 23 Maryland..... | 1,629 | 967 | 662 | 2,338 | 1,506 | 832 | 1,636 | 1,030 | 656 | 3,826 | 2,152 | 1,674 |
| 24 Massachusetts..... | 457 | 248 | 209 | 1,278 | 716 | 562 | 880 | 472 | 408 | 2,466 | 1,171 | 1,295 |
| 25 Michigan..... | 1,233 | 758 | 530 | 2,526 | 1,723 | 803 | 1,560 | 1,024 | 536 | 3,709 | 2,352 | 1,357 |
| 26 Minnesota..... | 738 | 440 | 298 | 964 | 605 | 359 | 665 | 373 | 292 | 1,296 | 709 | 587 |
| 27 Mississippi..... | 6,131 | 3,716 | 2,415 | 4,933 | 2,995 | 1,938 | 2,881 | 1,645 | 1,236 | 5,678 | 2,916 | 2,762 |
| 28 Missouri..... | 9,709 | 5,843 | 3,866 | 9,666 | 6,253 | 3,413 | 6,274 | 3,316 | 2,458 | 15,224 | 8,482 | 6,742 |
| 29 Montana..... | 63 | 36 | 27 | 54 | 37 | 17 | 56 | 41 | 15 | 144 | 96 | 48 |
| 30 Nebraska..... | 305 | 195 | 110 | 404 | 242 | 162 | 298 | 187 | 111 | 689 | 417 | 272 |
| 31 Nevada..... | 8 | 6 | 2 | 19 | 14 | 5 | 6 | 4 | 2 | 24 | 15 | 9 |
| 32 New Hampshire..... | 187 | 90 | 97 | 495 | 299 | 196 | 344 | 209 | 135 | 764 | 469 | 295 |
| 33 New Jersey..... | 1,010 | 621 | 389 | 1,569 | 1,006 | 563 | 1,092 | 682 | 410 | 2,581 | 1,539 | 1,042 |
| 34 New Mexico..... | 3,433 | 1,622 | 1,811 | 3,700 | 1,397 | 2,303 | 2,448 | 819 | 1,629 | 6,445 | 2,007 | 4,438 |
| 35 New York..... | 1,491 | 821 | 670 | 3,995 | 2,453 | 1,542 | 3,268 | 2,029 | 1,239 | 8,132 | 4,823 | 3,309 |
| 36 North Carolina..... | 25,437 | 14,293 | 11,144 | 24,157 | 13,711 | 10,446 | 13,999 | 7,356 | 6,643 | 25,939 | 12,140 | 13,799 |
| 37 North Dakota..... | 225 | 115 | 110 | 171 | 101 | 70 | 117 | 58 | 59 | 209 | 122 | 87 |
| 38 Ohio..... | 1,727 | 984 | 743 | 3,552 | 2,326 | 1,226 | 3,220 | 1,997 | 1,223 | 9,379 | 5,480 | 3,899 |
| 39 Oklahoma..... | 965 | 639 | 326 | 631 | 402 | 229 | 338 | 212 | 126 | 912 | 552 | 360 |
| 40 Oregon..... | 96 | 55 | 41 | 111 | 79 | 32 | 88 | 53 | 35 | 239 | 163 | 76 |
| 41 Pennsylvania..... | 3,333 | 2,199 | 1,184 | 6,336 | 4,057 | 2,279 | 4,771 | 2,830 | 1,941 | 11,693 | 6,552 | 5,141 |
| 42 Rhode Island..... | 185 | 99 | 87 | 553 | 308 | 245 | 359 | 201 | 158 | 887 | 430 | 457 |
| 43 South Carolina..... | 9,986 | 5,646 | 4,340 | 9,488 | 5,374 | 4,114 | 4,850 | 2,548 | 2,302 | 8,324 | 3,929 | 4,395 |
| 44 South Dakota..... | 177 | 88 | 89 | 183 | 88 | 95 | 123 | 67 | 56 | 202 | 124 | 78 |
| 45 Tennessee..... | 21,411 | 12,413 | 8,998 | 20,313 | 12,368 | 8,445 | 12,750 | 6,893 | 5,857 | 25,377 | 12,598 | 12,784 |
| 46 Texas..... | 17,840 | 10,260 | 7,580 | 16,444 | 9,658 | 6,786 | 8,567 | 4,805 | 3,762 | 15,581 | 8,119 | 7,462 |
| 47 Utah..... | 69 | 47 | 22 | 102 | 61 | 41 | 71 | 41 | 30 | 214 | 127 | 87 |
| 48 Vermont..... | 211 | 127 | 84 | 693 | 490 | 203 | 534 | 337 | 197 | 1,404 | 862 | 542 |
| 49 Virginia..... | 12,229 | 7,247 | 4,982 | 13,089 | 8,035 | 5,054 | 8,023 | 4,536 | 3,487 | 15,528 | 8,425 | 7,103 |
| 50 Washington..... | 80 | 42 | 38 | 91 | 59 | 32 | 62 | 33 | 29 | 202 | 112 | 90 |
| 51 West Virginia..... | 5,263 | 3,089 | 2,174 | 7,340 | 4,640 | 3,200 | 5,487 | 3,023 | 2,464 | 11,084 | 5,598 | 5,486 |
| 52 Wisconsin..... | 1,233 | 722 | 511 | 2,145 | 1,390 | 755 | 1,292 | 791 | 501 | 2,911 | 1,664 | 1,247 |
| 53 Wyoming..... | 27 | 21 | 6 | 28 | 20 | 8 | 37 | 29 | 8 | 74 | 58 | 16 |

¹Includes persons in the military and naval service of the United States (including civilian employees, etc.) stationed abroad, not credited to any state or territory.

ILLITERACY.

CLASSIFIED BY SEX AND AGE PERIODS, BY STATES AND TERRITORIES: 1900.

can neither read nor write or who can read but can not write.]

| 35 TO 44 YEARS. | | | 45 TO 54 YEARS. | | | 55 TO 64 YEARS. | | | 65 YEARS AND OVER. | | | AGE UNKNOWN. | | | |
|-----------------|---------|----------|-----------------|---------|----------|-----------------|--------|----------|--------------------|--------|----------|--------------|--------|----------|----|
| Total. | Males. | Females. | Total. | Males. | Females. | Total. | Males. | Females. | Total. | Males. | Females. | Total. | Males. | Females. | |
| 315,249 | 149,336 | 165,913 | 292,929 | 140,526 | 152,403 | 188,017 | 79,623 | 108,394 | 195,173 | 72,915 | 122,258 | 10,167 | 4,855 | 5,312 | 1 |
| 15,042 | 6,143 | 8,899 | 15,676 | 7,742 | 7,934 | 7,716 | 2,960 | 4,756 | 6,759 | 2,233 | 4,526 | 365 | 147 | 218 | 2 |
| 34 | 23 | 11 | 20 | 14 | 6 | 23 | 13 | 10 | 14 | 9 | 5 | 8 | 7 | 1 | 3 |
| 396 | 229 | 167 | 251 | 135 | 116 | 144 | 76 | 68 | 100 | 45 | 55 | 20 | 11 | 9 | 4 |
| 11,892 | 4,771 | 7,121 | 11,829 | 5,357 | 6,472 | 6,017 | 2,305 | 3,712 | 4,673 | 1,623 | 3,050 | 305 | 145 | 160 | 5 |
| 1,507 | 745 | 762 | 1,095 | 586 | 559 | 990 | 498 | 492 | 1,179 | 625 | 554 | 109 | 58 | 51 | 6 |
| 1,722 | 685 | 1,037 | 1,487 | 733 | 754 | 805 | 419 | 386 | 705 | 375 | 330 | 78 | 37 | 41 | 7 |
| 725 | 413 | 312 | 558 | 285 | 273 | 321 | 176 | 145 | 494 | 247 | 247 | 35 | 20 | 15 | 8 |
| 1,138 | 582 | 556 | 1,188 | 629 | 559 | 863 | 392 | 471 | 892 | 376 | 516 | 47 | 25 | 22 | 9 |
| 222 | 100 | 122 | 234 | 102 | 132 | 166 | 84 | 82 | 157 | 56 | 101 | 1 | 1 | 1 | 10 |
| 3,083 | 1,322 | 1,761 | 2,996 | 1,386 | 1,610 | 1,545 | 610 | 935 | 1,174 | 382 | 792 | 92 | 41 | 51 | 11 |
| 16,163 | 7,123 | 9,040 | 14,672 | 6,598 | 8,074 | 8,392 | 3,105 | 5,287 | 8,293 | 2,809 | 5,484 | 333 | 148 | 185 | 12 |
| 247 | 101 | 146 | 266 | 102 | 164 | 266 | 114 | 152 | 445 | 213 | 232 | 51 | 21 | 30 | 13 |
| 142 | 75 | 67 | 156 | 91 | 65 | 115 | 57 | 58 | 110 | 54 | 56 | 8 | 5 | 3 | 14 |
| 11,193 | 5,928 | 5,265 | 10,817 | 5,413 | 5,404 | 8,032 | 3,566 | 4,466 | 8,304 | 3,133 | 5,671 | 424 | 200 | 224 | 15 |
| 11,217 | 5,876 | 5,341 | 12,757 | 6,278 | 6,479 | 10,527 | 4,467 | 6,060 | 12,825 | 4,355 | 8,470 | 497 | 245 | 252 | 16 |
| 3,562 | 1,782 | 1,780 | 2,976 | 1,541 | 1,435 | 1,450 | 654 | 796 | 911 | 351 | 560 | 106 | 56 | 50 | 17 |
| 2,673 | 1,633 | 1,040 | 2,820 | 1,540 | 1,280 | 2,401 | 1,144 | 1,257 | 3,617 | 1,444 | 2,173 | 128 | 69 | 59 | 18 |
| 2,005 | 1,138 | 867 | 2,161 | 1,142 | 1,019 | 1,833 | 865 | 968 | 2,353 | 943 | 1,410 | 79 | 40 | 39 | 19 |
| 29,426 | 13,930 | 15,496 | 24,896 | 11,512 | 13,384 | 15,337 | 6,546 | 8,811 | 14,337 | 5,751 | 8,636 | 908 | 455 | 453 | 20 |
| 12,174 | 5,832 | 6,342 | 8,802 | 4,308 | 4,494 | 4,256 | 1,837 | 2,369 | 3,373 | 1,385 | 1,988 | 134 | 74 | 60 | 21 |
| 1,851 | 1,214 | 637 | 1,632 | 1,025 | 607 | 877 | 562 | 315 | 1,139 | 660 | 529 | 66 | 40 | 26 | 22 |
| 4,599 | 2,403 | 2,196 | 4,801 | 2,392 | 2,409 | 3,742 | 1,736 | 2,006 | 3,541 | 1,373 | 2,163 | 220 | 106 | 114 | 23 |
| 2,118 | 951 | 1,137 | 1,693 | 812 | 881 | 802 | 377 | 425 | 937 | 478 | 459 | 108 | 58 | 50 | 24 |
| 3,737 | 2,234 | 1,503 | 3,443 | 2,015 | 1,428 | 2,681 | 1,494 | 1,187 | 3,243 | 1,649 | 1,594 | 90 | 51 | 39 | 25 |
| 1,167 | 658 | 509 | 688 | 367 | 321 | 377 | 195 | 182 | 420 | 184 | 236 | 23 | 17 | 6 | 26 |
| 5,877 | 2,726 | 3,151 | 5,084 | 2,420 | 2,664 | 2,866 | 1,160 | 1,706 | 2,468 | 928 | 1,540 | 120 | 51 | 69 | 27 |
| 17,291 | 8,866 | 8,425 | 16,005 | 7,606 | 8,399 | 10,953 | 4,725 | 6,233 | 10,704 | 3,953 | 6,751 | 574 | 296 | 273 | 28 |
| 156 | 105 | 51 | 133 | 86 | 47 | 73 | 47 | 26 | 64 | 39 | 25 | 9 | 9 | 9 | 29 |
| 771 | 448 | 323 | 715 | 412 | 303 | 635 | 316 | 319 | 852 | 372 | 480 | 48 | 12 | 36 | 30 |
| 23 | 13 | 10 | 13 | 9 | 4 | 24 | 18 | 6 | 16 | 10 | 6 | | | | 31 |
| 626 | 381 | 245 | 548 | 342 | 206 | 376 | 220 | 156 | 479 | 262 | 217 | 21 | 12 | 9 | 32 |
| 2,904 | 1,597 | 1,307 | 2,890 | 1,512 | 1,378 | 2,222 | 1,150 | 1,072 | 2,661 | 1,126 | 1,535 | 102 | 49 | 53 | 33 |
| 6,843 | 2,327 | 4,516 | 5,202 | 2,034 | 3,168 | 3,539 | 1,612 | 1,927 | 2,621 | 1,345 | 1,276 | 294 | 116 | 178 | 34 |
| 9,214 | 5,114 | 4,100 | 8,315 | 4,701 | 3,614 | 5,518 | 2,934 | 2,584 | 7,129 | 3,682 | 3,447 | 238 | 158 | 130 | 35 |
| 27,475 | 11,273 | 16,202 | 27,256 | 12,523 | 14,733 | 15,540 | 5,782 | 9,758 | 15,247 | 5,011 | 10,236 | 595 | 249 | 346 | 36 |
| 149 | 88 | 61 | 86 | 50 | 36 | 53 | 30 | 23 | 48 | 21 | 27 | 5 | 4 | 1 | 37 |
| 12,302 | 6,700 | 5,602 | 12,460 | 6,336 | 6,124 | 10,430 | 4,579 | 5,851 | 13,686 | 4,833 | 8,803 | 399 | 189 | 210 | 38 |
| 1,027 | 570 | 457 | 1,021 | 546 | 475 | 731 | 363 | 363 | 616 | 269 | 347 | 38 | 23 | 15 | 39 |
| 298 | 185 | 113 | 351 | 189 | 162 | 372 | 195 | 177 | 612 | 285 | 327 | 13 | 9 | 4 | 40 |
| 13,955 | 6,703 | 7,252 | 14,950 | 6,403 | 8,547 | 13,309 | 4,467 | 8,842 | 18,236 | 5,024 | 13,262 | 689 | 313 | 376 | 41 |
| 673 | 286 | 392 | 455 | 208 | 247 | 270 | 140 | 130 | 321 | 123 | 198 | 5 | 3 | 2 | 42 |
| 8,053 | 3,621 | 4,432 | 6,484 | 2,926 | 3,558 | 3,745 | 1,447 | 2,298 | 3,232 | 1,176 | 2,116 | 153 | 64 | 89 | 43 |
| 187 | 104 | 83 | 150 | 80 | 70 | 86 | 50 | 36 | 90 | 47 | 43 | 6 | 6 | 6 | 44 |
| 24,456 | 10,176 | 14,280 | 23,765 | 10,784 | 12,981 | 14,732 | 6,029 | 8,703 | 12,906 | 4,665 | 8,241 | 1,186 | 543 | 638 | 45 |
| 13,481 | 6,435 | 7,056 | 11,693 | 5,947 | 5,746 | 5,779 | 2,618 | 3,161 | 5,007 | 1,786 | 3,221 | 654 | 307 | 347 | 46 |
| 234 | 138 | 96 | 162 | 76 | 86 | 130 | 52 | 78 | 118 | 50 | 68 | 8 | 6 | 2 | 47 |
| 1,405 | 823 | 582 | 1,234 | 785 | 499 | 721 | 426 | 295 | 646 | 361 | 285 | 36 | 23 | 13 | 48 |
| 15,902 | 8,048 | 7,854 | 13,796 | 6,893 | 6,903 | 8,557 | 3,756 | 4,801 | 8,737 | 3,533 | 5,204 | 206 | 86 | 120 | 49 |
| 240 | 141 | 99 | 254 | 140 | 114 | 197 | 84 | 113 | 231 | 105 | 126 | 17 | 14 | 3 | 50 |
| 10,816 | 5,025 | 5,791 | 10,137 | 4,557 | 5,630 | 6,591 | 2,660 | 3,931 | 6,627 | 2,527 | 4,100 | 386 | 187 | 199 | 51 |
| 2,758 | 1,456 | 1,302 | 1,710 | 830 | 830 | 826 | 429 | 397 | 1,043 | 503 | 535 | 71 | 33 | 33 | 52 |
| 74 | 57 | 17 | 46 | 26 | 20 | 38 | 26 | 12 | 20 | 15 | 5 | 4 | 1 | 3 | 53 |

STATISTICS OF POPULATION.

TABLE 68.—ILLITERATE NATIVE WHITE POPULATION OF NATIVE PARENTAGE 10 YEARS OF

[The designation "illiterate" comprehends all persons who can neither read nor write or who can read but can not write. The designation "native white population parents"

| STATES AND TERRITORIES. | 10 TO 14 YEARS. | | | 15 TO 20 YEARS. | | | 21 TO 24 YEARS. | | | 25 TO 34 YEARS. | | |
|--|-----------------|---------|----------|-----------------|---------|----------|-----------------|--------|----------|-----------------|---------|----------|
| | Total. | Males. | Females. | Total. | Males. | Females. | Total. | Males. | Females. | Total. | Males. | Females. |
| 1 The United States ¹ | 205,800 | 119,264 | 86,536 | 210,726 | 124,497 | 86,229 | 132,199 | 72,881 | 59,318 | 272,922 | 140,697 | 132,225 |
| 2 Alabama..... | 18,684 | 10,627 | 8,057 | 14,812 | 8,386 | 6,426 | 8,564 | 4,312 | 4,252 | 15,610 | 7,331 | 8,279 |
| 3 Alaska..... | 11 | 5 | 6 | 11 | 7 | 4 | 21 | 10 | 11 | 37 | 19 | 18 |
| 4 Arizona..... | 96 | 51 | 45 | 173 | 113 | 60 | 140 | 80 | 60 | 270 | 138 | 132 |
| 5 Arkansas..... | 13,043 | 7,698 | 5,345 | 9,983 | 5,950 | 4,033 | 5,856 | 3,100 | 2,756 | 11,835 | 5,549 | 6,286 |
| 6 California..... | 226 | 117 | 109 | 392 | 212 | 180 | 318 | 161 | 157 | 666 | 366 | 300 |
| 7 Colorado..... | 535 | 244 | 291 | 907 | 384 | 523 | 637 | 259 | 378 | 1,462 | 567 | 895 |
| 8 Connecticut..... | 60 | 43 | 17 | 124 | 85 | 39 | 107 | 68 | 39 | 292 | 171 | 121 |
| 9 Delaware..... | 256 | 157 | 99 | 409 | 264 | 145 | 352 | 210 | 142 | 838 | 507 | 326 |
| 10 District of Columbia..... | 29 | 13 | 16 | 61 | 24 | 37 | 64 | 33 | 31 | 164 | 73 | 91 |
| 11 Florida..... | 2,223 | 1,332 | 891 | 1,856 | 1,067 | 789 | 1,169 | 637 | 532 | 2,560 | 1,209 | 1,351 |
| 12 Georgia..... | 14,868 | 8,769 | 6,099 | 13,440 | 7,788 | 5,657 | 8,192 | 4,335 | 3,857 | 15,896 | 7,919 | 7,977 |
| 13 Hawaii..... | 54 | 38 | 16 | 158 | 85 | 73 | 80 | 25 | 55 | 227 | 113 | 114 |
| 14 Idaho..... | 57 | 32 | 25 | 89 | 28 | 11 | 27 | 19 | 8 | 75 | 50 | 25 |
| 15 Illinois..... | 2,575 | 1,589 | 986 | 3,627 | 2,237 | 1,390 | 2,248 | 1,416 | 832 | 6,480 | 3,839 | 2,641 |
| 16 Indiana..... | 1,104 | 675 | 429 | 3,253 | 2,118 | 1,135 | 2,582 | 1,613 | 969 | 7,103 | 4,155 | 2,948 |
| 17 Indian Territory..... | 8,345 | 4,953 | 3,392 | 5,084 | 3,226 | 1,858 | 2,258 | 1,305 | 953 | 4,004 | 2,224 | 1,780 |
| 18 Iowa..... | 478 | 312 | 166 | 770 | 513 | 257 | 556 | 366 | 190 | 1,326 | 853 | 473 |
| 19 Kansas..... | 491 | 297 | 194 | 656 | 475 | 181 | 460 | 298 | 162 | 1,230 | 810 | 420 |
| 20 Kentucky..... | 16,200 | 9,394 | 6,806 | 20,775 | 12,321 | 8,454 | 15,073 | 8,427 | 6,646 | 31,440 | 16,358 | 15,082 |
| 21 Louisiana..... | 13,072 | 7,030 | 6,042 | 14,408 | 7,500 | 6,908 | 8,368 | 4,149 | 4,219 | 15,716 | 7,670 | 8,046 |
| 22 Maine..... | 400 | 225 | 175 | 993 | 641 | 352 | 557 | 360 | 197 | 1,224 | 745 | 479 |
| 23 Maryland..... | 1,468 | 885 | 583 | 2,162 | 1,374 | 788 | 1,552 | 960 | 592 | 3,355 | 1,897 | 1,458 |
| 24 Massachusetts..... | 153 | 91 | 62 | 322 | 188 | 134 | 241 | 150 | 91 | 637 | 360 | 277 |
| 25 Michigan..... | 424 | 251 | 173 | 879 | 619 | 260 | 637 | 438 | 199 | 1,663 | 1,072 | 591 |
| 26 Minnesota..... | 124 | 86 | 38 | 143 | 111 | 37 | 86 | 51 | 35 | 206 | 134 | 72 |
| 27 Mississippi..... | 6,057 | 3,669 | 2,388 | 4,856 | 2,948 | 1,908 | 2,330 | 1,615 | 1,215 | 5,597 | 2,871 | 2,726 |
| 28 Missouri..... | 9,298 | 5,603 | 3,695 | 9,146 | 5,950 | 3,196 | 5,371 | 3,589 | 2,282 | 13,905 | 7,733 | 6,122 |
| 29 Montana..... | 22 | 8 | 14 | 28 | 19 | 9 | 29 | 22 | 7 | 70 | 49 | 21 |
| 30 Nebraska..... | 150 | 105 | 45 | 182 | 120 | 62 | 147 | 103 | 44 | 405 | 269 | 136 |
| 31 Nevada..... | 5 | 4 | 1 | 11 | 8 | 3 | 3 | 2 | 1 | 16 | 10 | 6 |
| 32 New Hampshire..... | 72 | 38 | 34 | 160 | 98 | 62 | 130 | 82 | 48 | 326 | 226 | 100 |
| 33 New Jersey..... | 624 | 405 | 219 | 1,099 | 713 | 386 | 778 | 504 | 274 | 1,861 | 1,167 | 694 |
| 34 New Mexico..... | 3,153 | 1,478 | 1,675 | 3,376 | 1,238 | 2,138 | 2,267 | 738 | 1,529 | 5,944 | 1,765 | 4,179 |
| 35 New York..... | 789 | 478 | 311 | 2,302 | 1,452 | 850 | 1,935 | 1,211 | 724 | 4,806 | 2,692 | 1,614 |
| 36 North Carolina..... | 25,397 | 14,268 | 11,129 | 24,124 | 13,689 | 10,435 | 13,976 | 7,342 | 6,634 | 25,904 | 12,122 | 13,782 |
| 37 North Dakota..... | 14 | 9 | 5 | 28 | 17 | 11 | 22 | 14 | 8 | 57 | 46 | 11 |
| 38 Ohio..... | 1,552 | 883 | 669 | 3,100 | 2,025 | 1,075 | 2,767 | 1,720 | 1,047 | 7,870 | 4,643 | 3,227 |
| 39 Oklahoma..... | 889 | 591 | 298 | 582 | 373 | 209 | 303 | 193 | 110 | 826 | 500 | 326 |
| 40 Oregon..... | 76 | 45 | 31 | 73 | 50 | 23 | 64 | 43 | 21 | 189 | 134 | 55 |
| 41 Pennsylvania..... | 1,883 | 1,146 | 737 | 4,571 | 2,888 | 1,683 | 3,667 | 2,145 | 1,522 | 8,802 | 4,907 | 3,895 |
| 42 Rhode Island..... | 35 | 15 | 20 | 82 | 47 | 35 | 72 | 42 | 30 | 176 | 97 | 79 |
| 43 South Carolina..... | 9,942 | 5,613 | 4,329 | 9,459 | 5,357 | 4,102 | 4,843 | 2,542 | 2,301 | 8,304 | 3,917 | 4,387 |
| 44 South Dakota..... | 41 | 26 | 15 | 36 | 20 | 16 | 27 | 21 | 6 | 73 | 48 | 25 |
| 45 Tennessee..... | 21,324 | 12,359 | 8,965 | 20,719 | 12,307 | 8,412 | 12,691 | 6,852 | 5,839 | 25,217 | 12,502 | 12,715 |
| 46 Texas..... | 11,691 | 7,093 | 4,598 | 9,592 | 6,227 | 3,365 | 5,448 | 3,251 | 2,197 | 10,945 | 5,939 | 5,006 |
| 47 Utah..... | 31 | 19 | 12 | 38 | 18 | 20 | 32 | 20 | 12 | 87 | 53 | 34 |
| 48 Vermont..... | 112 | 63 | 49 | 360 | 249 | 111 | 252 | 164 | 88 | 635 | 426 | 209 |
| 49 Virginia..... | 12,180 | 7,219 | 4,961 | 13,051 | 8,010 | 5,041 | 7,992 | 4,515 | 3,477 | 15,439 | 8,379 | 7,060 |
| 50 Washington..... | 47 | 29 | 18 | 46 | 28 | 18 | 36 | 24 | 12 | 126 | 65 | 61 |
| 51 West Virginia..... | 5,183 | 3,035 | 2,148 | 7,770 | 4,590 | 3,180 | 5,424 | 2,981 | 2,443 | 10,882 | 5,470 | 5,412 |
| 52 Wisconsin..... | 243 | 140 | 103 | 416 | 272 | 144 | 211 | 132 | 79 | 495 | 343 | 152 |
| 53 Wyoming..... | 14 | 9 | 5 | 20 | 16 | 4 | 28 | 23 | 5 | 53 | 45 | 8 |

¹Includes persons in the military and naval service of the United States (including civilian employees, etc.) stationed abroad, not credited to any state or territory.

ILLITERACY.

AGE AND OVER, CLASSIFIED BY SEX AND AGE PERIODS, BY STATES AND TERRITORIES: 1900.

of native parentage" comprehends all native white persons having either both parents native born, one parent native born and one parent unknown, or both unknown.]

| 35 TO 44 YEARS. | | | 45 TO 54 YEARS. | | | 55 TO 64 YEARS. | | | 65 YEARS AND OVER. | | | AGE UNKNOWN. | | | |
|-----------------|---------|----------|-----------------|---------|----------|-----------------|--------|----------|--------------------|--------|----------|--------------|--------|----------|----|
| Total. | Males. | Females. | Total. | Males. | Females. | Total. | Males. | Females. | Total. | Males. | Females. | Total. | Males. | Females. | |
| 280,509 | 131,777 | 148,732 | 267,158 | 128,178 | 138,980 | 174,365 | 73,445 | 100,920 | 183,877 | 68,169 | 115,708 | 9,494 | 4,519 | 4,975 | 1 |
| 14,980 | 6,094 | 8,886 | 15,530 | 7,670 | 7,860 | 7,640 | 2,930 | 4,710 | 6,648 | 2,198 | 4,450 | 361 | 145 | 216 | 2 |
| 19 | 15 | 4 | 11 | 8 | 3 | 15 | 8 | 7 | 8 | 5 | 3 | 8 | 7 | 1 | 3 |
| 215 | 117 | 98 | 174 | 92 | 82 | 105 | 54 | 51 | 76 | 35 | 41 | 17 | 10 | 7 | 4 |
| 11,695 | 4,672 | 7,023 | 11,650 | 5,257 | 6,393 | 5,910 | 2,250 | 3,660 | 4,554 | 1,573 | 2,981 | 302 | 145 | 157 | 5 |
| 896 | 468 | 428 | 746 | 361 | 385 | 740 | 350 | 390 | 915 | 488 | 427 | 84 | 46 | 38 | 6 |
| 1,548 | 586 | 962 | 1,346 | 650 | 696 | 751 | 333 | 368 | 658 | 353 | 305 | 76 | 36 | 40 | 7 |
| 333 | 219 | 114 | 345 | 202 | 143 | 243 | 139 | 104 | 429 | 226 | 203 | 25 | 15 | 10 | 8 |
| 1,074 | 555 | 519 | 1,145 | 611 | 534 | 849 | 388 | 461 | 875 | 370 | 505 | 47 | 25 | 22 | 9 |
| 171 | 76 | 95 | 198 | 87 | 111 | 145 | 72 | 73 | 142 | 49 | 98 | 1 | 1 | 1 | 10 |
| 3,000 | 1,272 | 1,728 | 2,917 | 1,354 | 1,563 | 1,512 | 591 | 921 | 1,145 | 369 | 776 | 88 | 38 | 50 | 11 |
| 16,090 | 7,096 | 8,994 | 14,602 | 6,563 | 8,039 | 8,338 | 3,087 | 5,251 | 8,191 | 2,768 | 5,423 | 331 | 146 | 185 | 12 |
| 240 | 94 | 146 | 258 | 97 | 161 | 261 | 111 | 150 | 440 | 208 | 232 | 50 | 21 | 29 | 13 |
| 102 | 51 | 51 | 123 | 73 | 55 | 101 | 48 | 53 | 96 | 43 | 53 | 8 | 5 | 3 | 14 |
| 8,805 | 4,665 | 4,140 | 9,231 | 4,676 | 4,555 | 7,216 | 3,204 | 4,012 | 8,117 | 2,879 | 5,238 | 331 | 173 | 208 | 15 |
| 9,900 | 5,231 | 4,669 | 11,213 | 5,588 | 5,625 | 9,517 | 4,066 | 5,451 | 11,993 | 4,049 | 7,944 | 472 | 235 | 237 | 16 |
| 3,499 | 1,742 | 1,757 | 2,910 | 1,499 | 1,411 | 1,407 | 630 | 777 | 886 | 337 | 549 | 103 | 55 | 48 | 17 |
| 1,833 | 1,171 | 662 | 2,192 | 1,236 | 956 | 2,064 | 1,005 | 1,059 | 3,155 | 1,248 | 1,907 | 120 | 65 | 55 | 18 |
| 1,581 | 929 | 652 | 1,856 | 1,003 | 853 | 1,618 | 756 | 862 | 2,102 | 827 | 1,275 | 70 | 37 | 33 | 19 |
| 23,804 | 13,614 | 15,190 | 24,385 | 11,265 | 13,120 | 15,102 | 6,428 | 8,674 | 14,141 | 5,638 | 8,503 | 902 | 452 | 450 | 20 |
| 11,592 | 5,553 | 6,039 | 8,350 | 4,104 | 4,246 | 4,062 | 1,804 | 2,258 | 3,203 | 1,331 | 1,872 | 123 | 70 | 58 | 21 |
| 1,057 | 705 | 352 | 984 | 630 | 354 | 616 | 403 | 213 | 988 | 541 | 447 | 61 | 36 | 25 | 22 |
| 3,987 | 2,107 | 1,880 | 4,300 | 2,190 | 2,110 | 3,473 | 1,633 | 1,840 | 3,331 | 1,303 | 2,028 | 209 | 101 | 108 | 23 |
| 616 | 355 | 261 | 658 | 377 | 281 | 462 | 252 | 210 | 757 | 397 | 360 | 66 | 36 | 30 | 24 |
| 2,014 | 1,275 | 739 | 2,069 | 1,252 | 817 | 1,861 | 1,051 | 810 | 2,537 | 1,278 | 1,259 | 70 | 40 | 30 | 25 |
| 215 | 143 | 72 | 248 | 153 | 95 | 214 | 116 | 98 | 299 | 127 | 172 | 16 | 13 | 3 | 26 |
| 5,777 | 2,674 | 3,103 | 5,001 | 2,373 | 2,628 | 2,802 | 1,127 | 1,675 | 2,394 | 902 | 1,492 | 118 | 51 | 67 | 27 |
| 15,479 | 7,992 | 7,487 | 14,597 | 6,983 | 7,614 | 10,229 | 4,392 | 5,837 | 10,140 | 3,705 | 6,435 | 538 | 279 | 259 | 28 |
| 84 | 56 | 28 | 70 | 46 | 24 | 46 | 26 | 20 | 48 | 29 | 19 | 9 | 9 | 9 | 29 |
| 534 | 324 | 210 | 553 | 328 | 220 | 525 | 266 | 259 | 764 | 329 | 435 | 46 | 10 | 36 | 30 |
| 13 | 7 | 6 | 7 | 6 | 1 | 15 | 12 | 3 | 11 | 7 | 4 | | | | 31 |
| 324 | 224 | 100 | 343 | 233 | 110 | 270 | 169 | 101 | 442 | 244 | 198 | 18 | 11 | 7 | 32 |
| 2,162 | 1,246 | 916 | 2,403 | 1,295 | 1,108 | 1,693 | 1,051 | 942 | 2,514 | 1,064 | 1,450 | 77 | 43 | 34 | 33 |
| 6,498 | 2,165 | 4,333 | 4,996 | 1,933 | 3,063 | 3,446 | 1,564 | 1,882 | 2,570 | 1,312 | 1,258 | 232 | 112 | 170 | 34 |
| 4,833 | 2,883 | 1,950 | 4,909 | 2,995 | 1,914 | 3,792 | 2,104 | 1,688 | 6,075 | 3,180 | 2,895 | 247 | 136 | 111 | 35 |
| 27,439 | 11,250 | 16,189 | 27,196 | 12,489 | 14,707 | 15,501 | 5,761 | 9,740 | 15,194 | 4,996 | 10,198 | 594 | 248 | 346 | 36 |
| 51 | 32 | 19 | 38 | 23 | 15 | 33 | 19 | 14 | 33 | 16 | 17 | 3 | 3 | 3 | 37 |
| 9,826 | 5,434 | 4,392 | 10,100 | 5,267 | 4,833 | 8,716 | 3,922 | 4,794 | 12,119 | 4,313 | 7,806 | 366 | 177 | 189 | 38 |
| 937 | 512 | 425 | 946 | 505 | 441 | 636 | 338 | 348 | 532 | 251 | 331 | 37 | 22 | 15 | 39 |
| 221 | 138 | 83 | 278 | 150 | 128 | 301 | 160 | 141 | 530 | 247 | 283 | 13 | 9 | 4 | 40 |
| 10,549 | 5,053 | 5,496 | 12,336 | 5,341 | 6,995 | 11,912 | 3,961 | 7,951 | 17,030 | 4,622 | 12,408 | 634 | 282 | 352 | 41 |
| 193 | 108 | 90 | 168 | 96 | 72 | 175 | 97 | 78 | 292 | 113 | 179 | 3 | 2 | 1 | 42 |
| 8,020 | 3,600 | 4,420 | 6,455 | 2,915 | 3,540 | 3,728 | 1,438 | 2,290 | 3,275 | 1,168 | 2,107 | 151 | 63 | 88 | 43 |
| 53 | 34 | 19 | 68 | 36 | 32 | 62 | 38 | 24 | 67 | 37 | 30 | 5 | 5 | 5 | 44 |
| 24,260 | 10,085 | 14,175 | 23,590 | 10,688 | 12,902 | 14,614 | 5,972 | 8,642 | 12,748 | 4,602 | 8,146 | 1,179 | 543 | 636 | 45 |
| 11,210 | 5,394 | 5,816 | 10,602 | 5,344 | 5,258 | 5,351 | 2,390 | 2,961 | 4,680 | 1,633 | 3,047 | 487 | 229 | 258 | 46 |
| 134 | 78 | 56 | 110 | 51 | 59 | 107 | 41 | 66 | 105 | 44 | 61 | 4 | 3 | 1 | 47 |
| 550 | 343 | 207 | 499 | 335 | 164 | 334 | 219 | 115 | 462 | 255 | 207 | 27 | 17 | 10 | 48 |
| 15,821 | 7,994 | 7,827 | 13,719 | 6,850 | 6,869 | 8,481 | 3,705 | 4,776 | 8,696 | 3,523 | 5,168 | 204 | 86 | 118 | 49 |
| 171 | 106 | 65 | 184 | 96 | 88 | 157 | 68 | 89 | 195 | 88 | 107 | 16 | 13 | 3 | 50 |
| 10,560 | 4,870 | 5,690 | 9,950 | 4,460 | 5,490 | 6,423 | 2,599 | 3,824 | 6,438 | 2,460 | 3,978 | 378 | 184 | 194 | 51 |
| 542 | 330 | 212 | 550 | 322 | 228 | 413 | 226 | 187 | 766 | 368 | 398 | 53 | 23 | 30 | 52 |
| 48 | 41 | 7 | 39 | 20 | 19 | 31 | 21 | 10 | 20 | 15 | 5 | 4 | 1 | 3 | 53 |

STATISTICS OF POPULATION.

TABLE 69.—ILLITERATE NATIVE WHITE POPULATION OF FOREIGN PARENTAGE 10 YEARS OF AGE
 [The designation "illiterate" comprehends all persons who can neither read nor write or who can read but can not write. The designation "illiterate" comprehends all persons who can neither read nor write or who can read but can not write. The designation "illiterate" comprehends all persons who can neither read nor write or who can read but can not write. The designation "illiterate" comprehends all persons who can neither read nor write or who can read but can not write.]

| STATES AND TERRITORIES. | 10 TO 14 YEARS. | | | 15 TO 20 YEARS. | | | 21 TO 24 YEARS. | | | 25 TO 34 YEARS. | | |
|--|-----------------|--------|----------|-----------------|--------|----------|-----------------|--------|----------|-----------------|--------|----------|
| | Total. | Males. | Females. | Total. | Males. | Females. | Total. | Males. | Females. | Total. | Males. | Females. |
| 1 The United States ¹ | 17,644 | 9,866 | 7,778 | 25,033 | 14,658 | 10,375 | 15,189 | 8,709 | 6,480 | 35,386 | 19,208 | 16,178 |
| 2 Alabama..... | 85 | 49 | 36 | 74 | 46 | 28 | 45 | 22 | 23 | 138 | 76 | 62 |
| 3 Alaska..... | | | | 2 | 1 | 1 | 3 | 1 | 2 | 9 | 7 | 2 |
| 4 Arizona..... | 403 | 220 | 183 | 462 | 251 | 211 | 244 | 135 | 109 | 397 | 168 | 229 |
| 5 Arkansas..... | 191 | 119 | 72 | 143 | 87 | 56 | 76 | 44 | 32 | 193 | 101 | 92 |
| 6 California..... | 295 | 166 | 129 | 523 | 296 | 227 | 319 | 163 | 156 | 701 | 349 | 352 |
| 7 Colorado..... | 50 | 31 | 19 | 89 | 44 | 45 | 62 | 41 | 21 | 153 | 79 | 74 |
| 8 Connecticut..... | 62 | 27 | 35 | 248 | 149 | 99 | 191 | 99 | 92 | 461 | 224 | 237 |
| 9 Delaware..... | 10 | 7 | 3 | 21 | 11 | 10 | 21 | 15 | 6 | 42 | 23 | 19 |
| 10 District of Columbia..... | 3 | 2 | 1 | 6 | 4 | 2 | 9 | 5 | 4 | 22 | 12 | 10 |
| 11 Florida..... | 114 | 65 | 49 | 85 | 59 | 26 | 44 | 28 | 16 | 98 | 51 | 47 |
| 12 Georgia..... | 43 | 22 | 21 | 43 | 25 | 18 | 25 | 14 | 11 | 71 | 31 | 40 |
| 13 Hawaii..... | 171 | 60 | 111 | 203 | 88 | 115 | 11 | 4 | 7 | 18 | 7 | 11 |
| 14 Idaho..... | 39 | 21 | 18 | 27 | 18 | 9 | 18 | 12 | 6 | 49 | 32 | 17 |
| 15 Illinois..... | 470 | 278 | 192 | 838 | 506 | 332 | 584 | 343 | 241 | 1,945 | 1,153 | 792 |
| 16 Indiana..... | 210 | 174 | 36 | 338 | 250 | 88 | 281 | 185 | 96 | 1,106 | 707 | 399 |
| 17 Indian Territory..... | 158 | 90 | 68 | 113 | 71 | 42 | 38 | 28 | 10 | 86 | 43 | 43 |
| 18 Iowa..... | 257 | 148 | 109 | 392 | 246 | 146 | 360 | 253 | 107 | 744 | 433 | 311 |
| 19 Kansas..... | 145 | 71 | 74 | 250 | 150 | 100 | 162 | 95 | 67 | 340 | 206 | 134 |
| 20 Kentucky..... | 74 | 48 | 26 | 195 | 145 | 50 | 136 | 85 | 51 | 457 | 284 | 173 |
| 21 Louisiana..... | 511 | 270 | 241 | 454 | 261 | 193 | 298 | 158 | 140 | 661 | 338 | 323 |
| 22 Maine..... | 352 | 212 | 140 | 839 | 550 | 289 | 452 | 302 | 150 | 962 | 601 | 361 |
| 23 Maryland..... | 161 | 82 | 79 | 226 | 132 | 94 | 134 | 70 | 64 | 471 | 255 | 216 |
| 24 Massachusetts..... | 304 | 157 | 147 | 956 | 528 | 428 | 639 | 322 | 317 | 1,829 | 811 | 1,018 |
| 25 Michigan..... | 864 | 507 | 357 | 1,647 | 1,104 | 543 | 923 | 536 | 387 | 2,046 | 1,280 | 766 |
| 26 Minnesota..... | 614 | 354 | 260 | 816 | 494 | 322 | 579 | 322 | 257 | 1,090 | 575 | 515 |
| 27 Mississippi..... | 74 | 47 | 27 | 77 | 47 | 30 | 51 | 30 | 21 | 81 | 45 | 36 |
| 28 Missouri..... | 411 | 240 | 171 | 520 | 303 | 217 | 403 | 227 | 176 | 1,319 | 699 | 620 |
| 29 Montana..... | 41 | 28 | 13 | 26 | 18 | 8 | 27 | 19 | 8 | 74 | 47 | 27 |
| 30 Nebraska..... | 155 | 90 | 65 | 222 | 122 | 100 | 151 | 84 | 67 | 284 | 148 | 136 |
| 31 Nevada..... | 3 | 2 | 1 | 8 | 6 | 2 | 3 | 2 | 1 | 8 | 5 | 3 |
| 32 New Hampshire..... | 115 | 52 | 63 | 335 | 201 | 134 | 214 | 127 | 87 | 438 | 243 | 195 |
| 33 New Jersey..... | 386 | 216 | 170 | 470 | 293 | 177 | 314 | 178 | 136 | 720 | 372 | 348 |
| 34 New Mexico..... | 280 | 144 | 136 | 324 | 159 | 165 | 181 | 81 | 100 | 501 | 242 | 259 |
| 35 New York..... | 702 | 343 | 359 | 1,633 | 1,001 | 632 | 1,333 | 818 | 515 | 3,826 | 2,131 | 1,695 |
| 36 North Carolina..... | 40 | 25 | 15 | 33 | 22 | 11 | 23 | 14 | 9 | 35 | 18 | 17 |
| 37 North Dakota..... | 211 | 106 | 105 | 143 | 84 | 59 | 95 | 44 | 51 | 152 | 76 | 76 |
| 38 Ohio..... | 175 | 101 | 74 | 452 | 301 | 151 | 453 | 277 | 176 | 1,509 | 837 | 672 |
| 39 Oklahoma..... | 76 | 48 | 28 | 49 | 29 | 20 | 35 | 19 | 16 | 86 | 52 | 34 |
| 40 Oregon..... | 20 | 10 | 10 | 38 | 29 | 9 | 24 | 10 | 14 | 50 | 29 | 21 |
| 41 Pennsylvania..... | 1,500 | 1,053 | 447 | 1,765 | 1,169 | 596 | 1,104 | 685 | 419 | 2,891 | 1,645 | 1,246 |
| 42 Rhode Island..... | 151 | 84 | 67 | 471 | 261 | 210 | 287 | 159 | 128 | 711 | 333 | 378 |
| 43 South Carolina..... | 44 | 33 | 11 | 29 | 17 | 12 | 7 | 6 | 1 | 20 | 12 | 8 |
| 44 South Dakota..... | 136 | 62 | 74 | 147 | 68 | 79 | 96 | 46 | 50 | 129 | 76 | 53 |
| 45 Tennessee..... | 87 | 54 | 33 | 94 | 61 | 33 | 59 | 41 | 18 | 160 | 91 | 69 |
| 46 Texas..... | 6,149 | 3,167 | 2,982 | 6,852 | 3,431 | 3,421 | 3,119 | 1,554 | 1,565 | 4,586 | 2,180 | 2,406 |
| 47 Utah..... | 38 | 28 | 10 | 64 | 43 | 21 | 39 | 21 | 18 | 127 | 74 | 53 |
| 48 Vermont..... | 99 | 64 | 35 | 333 | 241 | 92 | 282 | 173 | 109 | 769 | 436 | 333 |
| 49 Virginia..... | 49 | 28 | 21 | 38 | 25 | 13 | 31 | 21 | 10 | 89 | 46 | 43 |
| 50 Washington..... | 33 | 13 | 20 | 45 | 31 | 14 | 26 | 9 | 17 | 76 | 47 | 29 |
| 51 West Virginia..... | 80 | 54 | 26 | 70 | 50 | 20 | 63 | 42 | 21 | 202 | 123 | 74 |
| 52 Wisconsin..... | 990 | 582 | 408 | 1,729 | 1,118 | 611 | 1,081 | 659 | 422 | 2,416 | 1,321 | 1,095 |
| 53 Wyoming..... | 13 | 12 | 1 | 8 | 4 | 4 | 9 | 6 | 3 | 21 | 13 | 8 |

¹ Includes persons in the military and naval service of the United States (including civilian employees, etc.) stationed abroad, not credited to any state or territory.

ILLITERACY.

AGE AND OVER, CLASSIFIED BY SEX AND AGE PERIODS, BY STATES AND TERRITORIES: 1900.

"native white population of foreign parentage" comprehends all native white persons having either one or both parents foreign born.]

| 35 TO 44 YEARS. | | | 45 TO 54 YEARS. | | | 55 TO 64 YEARS. | | | 65 YEARS AND OVER. | | | AGE UNKNOWN. | | | |
|-----------------|--------|----------|-----------------|--------|----------|-----------------|--------|----------|--------------------|--------|----------|--------------|--------|----------|----|
| Total. | Males. | Females. | Total. | Males. | Females. | Total. | Males. | Females. | Total. | Males. | Females. | Total. | Males. | Females. | |
| 34,740 | 17,559 | 17,181 | 25,771 | 12,348 | 13,423 | 13,652 | 6,178 | 7,474 | 11,296 | 4,746 | 6,550 | 673 | 336 | 337 | 1 |
| 112 | 49 | 63 | 146 | 72 | 74 | 76 | 30 | 46 | 111 | 35 | 76 | 4 | 2 | 2 | 2 |
| 15 | 8 | 7 | 9 | 6 | 3 | 8 | 5 | 3 | 6 | 4 | 2 | | | | 3 |
| 181 | 112 | 69 | 77 | 48 | 34 | 39 | 22 | 17 | 24 | 10 | 14 | 3 | 1 | 2 | 4 |
| 197 | 99 | 98 | 179 | 100 | 79 | 107 | 55 | 52 | 119 | 50 | 69 | 3 | | 3 | 5 |
| 611 | 277 | 334 | 349 | 175 | 174 | 250 | 148 | 102 | 264 | 137 | 127 | 25 | 12 | 13 | 6 |
| 174 | 99 | 75 | 141 | 83 | 58 | 54 | 36 | 18 | 47 | 22 | 25 | 2 | 1 | 1 | 7 |
| 392 | 194 | 198 | 213 | 88 | 130 | 78 | 37 | 41 | 65 | 21 | 44 | 10 | 5 | 5 | 8 |
| 64 | 27 | 37 | 43 | 18 | 25 | 14 | 4 | 10 | 17 | 6 | 11 | | | | 9 |
| 51 | 24 | 27 | 36 | 15 | 21 | 21 | 12 | 9 | 15 | 7 | 8 | | | | 10 |
| 88 | 50 | 33 | 79 | 32 | 47 | 33 | 19 | 14 | 29 | 13 | 16 | 4 | 3 | 1 | 11 |
| 73 | 27 | 46 | 70 | 35 | 35 | 54 | 18 | 36 | 102 | 41 | 61 | 2 | 2 | | 12 |
| 7 | 7 | | 8 | 5 | 3 | 5 | 3 | 2 | 5 | 5 | | 1 | | 1 | 13 |
| 40 | 24 | 16 | 28 | 18 | 10 | 14 | 9 | 5 | 14 | 11 | 3 | | | | 14 |
| 2,388 | 1,263 | 1,125 | 1,586 | 787 | 849 | 816 | 362 | 454 | 687 | 254 | 433 | 43 | 27 | 16 | 15 |
| 1,317 | 645 | 672 | 1,544 | 690 | 854 | 1,010 | 401 | 609 | 832 | 306 | 526 | 25 | 10 | 15 | 16 |
| 63 | 40 | 23 | 66 | 42 | 24 | 43 | 24 | 19 | 25 | 14 | 11 | 3 | 1 | 2 | 17 |
| 840 | 462 | 378 | 628 | 304 | 324 | 337 | 139 | 198 | 462 | 196 | 266 | 8 | 4 | 4 | 18 |
| 424 | 209 | 215 | 305 | 139 | 166 | 215 | 109 | 106 | 251 | 116 | 185 | 9 | 3 | 6 | 19 |
| 622 | 316 | 306 | 511 | 247 | 264 | 255 | 118 | 137 | 246 | 113 | 133 | 6 | 3 | 3 | 20 |
| 582 | 279 | 303 | 452 | 204 | 248 | 194 | 83 | 111 | 170 | 54 | 116 | 6 | 4 | 2 | 21 |
| 794 | 509 | 285 | 648 | 395 | 253 | 261 | 159 | 102 | 201 | 119 | 82 | 5 | 4 | 1 | 22 |
| 612 | 296 | 316 | 501 | 202 | 299 | 269 | 103 | 166 | 210 | 75 | 135 | 11 | 5 | 6 | 23 |
| 1,502 | 626 | 876 | 1,035 | 435 | 600 | 340 | 125 | 215 | 180 | 81 | 99 | 42 | 22 | 20 | 24 |
| 1,723 | 959 | 764 | 1,374 | 763 | 611 | 820 | 443 | 377 | 706 | 371 | 335 | 20 | 11 | 9 | 25 |
| 952 | 515 | 437 | 440 | 214 | 226 | 163 | 79 | 84 | 121 | 57 | 64 | 7 | 4 | 3 | 26 |
| 100 | 52 | 48 | 83 | 47 | 36 | 64 | 33 | 31 | 74 | 26 | 48 | 2 | | 2 | 27 |
| 1,812 | 874 | 938 | 1,408 | 623 | 785 | 729 | 333 | 396 | 564 | 248 | 316 | 36 | 17 | 19 | 28 |
| 72 | 49 | 23 | 63 | 40 | 23 | 27 | 21 | 6 | 16 | 10 | 6 | | | | 29 |
| 237 | 124 | 113 | 157 | 84 | 73 | 110 | 50 | 60 | 88 | 43 | 45 | 2 | 2 | | 30 |
| 10 | 6 | 4 | 6 | 3 | 3 | 9 | 6 | 3 | 5 | 3 | 2 | | | | 31 |
| 302 | 157 | 145 | 205 | 109 | 96 | 106 | 51 | 55 | 37 | 18 | 19 | 3 | 1 | 2 | 32 |
| 742 | 351 | 391 | 487 | 217 | 270 | 229 | 99 | 130 | 147 | 62 | 85 | 25 | 6 | 19 | 33 |
| 345 | 162 | 183 | 206 | 101 | 105 | 93 | 43 | 45 | 51 | 33 | 18 | 12 | 4 | 8 | 34 |
| 4,381 | 2,231 | 2,150 | 3,406 | 1,706 | 1,700 | 1,726 | 830 | 896 | 1,054 | 502 | 552 | 41 | 22 | 19 | 35 |
| 36 | 23 | 13 | 60 | 34 | 26 | 39 | 21 | 18 | 53 | 15 | 33 | 1 | 1 | | 36 |
| 98 | 56 | 42 | 48 | 27 | 21 | 20 | 11 | 9 | 15 | 5 | 10 | 2 | 1 | 1 | 37 |
| 2,476 | 1,266 | 1,210 | 2,360 | 1,069 | 1,291 | 1,714 | 657 | 1,057 | 1,567 | 570 | 997 | 33 | 12 | 21 | 38 |
| 90 | 58 | 32 | 75 | 41 | 34 | 45 | 30 | 15 | 34 | 18 | 16 | 1 | 1 | | 39 |
| 77 | 47 | 30 | 73 | 39 | 34 | 71 | 35 | 36 | 82 | 38 | 44 | | | | 40 |
| 3,406 | 1,650 | 1,756 | 2,614 | 1,062 | 1,552 | 1,397 | 506 | 891 | 1,256 | 402 | 854 | 55 | 31 | 24 | 41 |
| 485 | 183 | 302 | 287 | 112 | 175 | 95 | 43 | 52 | 29 | 10 | 19 | 2 | 1 | 1 | 42 |
| 33 | 21 | 12 | 29 | 11 | 18 | 17 | 9 | 8 | 17 | 8 | 9 | 2 | 1 | 1 | 43 |
| 134 | 70 | 64 | 82 | 44 | 38 | 24 | 12 | 12 | 23 | 10 | 13 | 1 | 1 | | 44 |
| 196 | 91 | 105 | 175 | 96 | 79 | 118 | 57 | 61 | 158 | 63 | 95 | 7 | 5 | 2 | 45 |
| 2,281 | 1,041 | 1,240 | 1,091 | 603 | 488 | 428 | 228 | 200 | 327 | 153 | 174 | 167 | 78 | 89 | 46 |
| 100 | 60 | 40 | 52 | 25 | 27 | 23 | 11 | 12 | 13 | 6 | 7 | 4 | 3 | 1 | 47 |
| 855 | 480 | 375 | 785 | 450 | 335 | 387 | 207 | 180 | 184 | 106 | 78 | 9 | 6 | 3 | 48 |
| 81 | 54 | 27 | 77 | 43 | 34 | 76 | 51 | 25 | 91 | 55 | 36 | 2 | | 2 | 49 |
| 69 | 35 | 34 | 70 | 44 | 26 | 40 | 16 | 24 | 36 | 17 | 19 | 1 | 1 | | 50 |
| 256 | 155 | 101 | 237 | 97 | 140 | 163 | 61 | 107 | 189 | 67 | 122 | 8 | 3 | 5 | 51 |
| 2,216 | 1,126 | 1,090 | 1,160 | 558 | 602 | 413 | 203 | 210 | 277 | 140 | 137 | 18 | 15 | 3 | 52 |
| 26 | 16 | 10 | 7 | 6 | 1 | 7 | 5 | 2 | | | | | | | 53 |

STATISTICS OF POPULATION.

TABLE 70.—ILLITERATE FOREIGN WHITE POPULATION 10 YEARS OF AGE AND OVER,

[The designation "illiterate" comprehends all persons who

| STATES AND TERRITORIES. | 10 TO 14 YEARS. | | | 15 TO 20 YEARS. | | | 21 TO 24 YEARS. | | | 25 TO 34 YEARS. | | |
|--|-----------------|--------|----------|-----------------|--------|----------|-----------------|--------|----------|-----------------|---------|----------|
| | Total. | Males. | Females. | Total. | Males. | Females. | Total. | Males. | Females. | Total. | Males. | Females. |
| 1 The United States ¹ | 17,399 | 9,225 | 8,174 | 81,074 | 40,323 | 40,751 | 85,843 | 45,485 | 40,358 | 276,796 | 150,453 | 126,343 |
| 2 Alabama..... | 35 | 24 | 11 | 106 | 66 | 40 | 67 | 41 | 26 | 262 | 168 | 94 |
| 3 Alaska..... | | | | 34 | 28 | 6 | 73 | 67 | 6 | 206 | 185 | 21 |
| 4 Arizona..... | 232 | 109 | 123 | 763 | 450 | 313 | 647 | 403 | 244 | 2,013 | 1,230 | 783 |
| 5 Arkansas..... | 22 | 13 | 4 | 52 | 34 | 18 | 53 | 32 | 21 | 156 | 65 | 91 |
| 6 California..... | 206 | 118 | 88 | 1,125 | 725 | 400 | 1,295 | 782 | 513 | 5,500 | 3,412 | 2,088 |
| 7 Colorado..... | 91 | 52 | 39 | 443 | 240 | 203 | 569 | 323 | 246 | 2,003 | 1,146 | 857 |
| 8 Connecticut..... | 305 | 156 | 149 | 2,926 | 1,455 | 1,471 | 3,345 | 1,820 | 1,525 | 9,395 | 5,337 | 4,058 |
| 9 Delaware..... | 29 | 17 | 12 | 158 | 98 | 60 | 199 | 134 | 65 | 574 | 360 | 214 |
| 10 District of Columbia..... | 11 | 8 | 3 | 31 | 12 | 19 | 45 | 14 | 31 | 203 | 84 | 119 |
| 11 Florida..... | 141 | 58 | 83 | 191 | 75 | 116 | 153 | 69 | 84 | 482 | 223 | 259 |
| 12 Georgia..... | 12 | 7 | 5 | 25 | 14 | 11 | 39 | 26 | 13 | 178 | 76 | 102 |
| 13 Hawaii..... | 27 | 11 | 16 | 423 | 178 | 245 | 519 | 223 | 296 | 1,146 | 552 | 594 |
| 14 Idaho..... | 10 | 7 | 3 | 49 | 42 | 7 | 71 | 54 | 17 | 278 | 201 | 77 |
| 15 Illinois..... | 667 | 345 | 322 | 3,701 | 1,723 | 1,978 | 4,644 | 2,442 | 2,202 | 17,406 | 8,837 | 8,569 |
| 16 Indiana..... | 54 | 32 | 22 | 354 | 209 | 145 | 449 | 273 | 176 | 1,890 | 1,167 | 723 |
| 17 Indian Territory..... | 33 | 27 | 6 | 59 | 35 | 24 | 74 | 48 | 26 | 265 | 177 | 88 |
| 18 Iowa..... | 88 | 46 | 42 | 356 | 229 | 127 | 445 | 244 | 201 | 1,634 | 774 | 860 |
| 19 Kansas..... | 73 | 46 | 27 | 243 | 150 | 93 | 293 | 161 | 132 | 1,239 | 573 | 716 |
| 20 Kentucky..... | 16 | 11 | 5 | 96 | 60 | 36 | 114 | 60 | 54 | 472 | 238 | 234 |
| 21 Louisiana..... | 930 | 513 | 417 | 1,305 | 664 | 641 | 1,042 | 468 | 574 | 3,033 | 1,736 | 1,297 |
| 22 Maine..... | 492 | 292 | 200 | 1,621 | 1,047 | 574 | 1,367 | 845 | 522 | 3,390 | 2,049 | 1,341 |
| 23 Maryland..... | 174 | 94 | 80 | 689 | 306 | 383 | 762 | 337 | 425 | 2,295 | 992 | 1,303 |
| 24 Massachusetts..... | 1,055 | 521 | 534 | 8,345 | 4,083 | 4,262 | 8,916 | 4,395 | 4,521 | 25,459 | 13,604 | 11,855 |
| 25 Michigan..... | 307 | 160 | 147 | 1,866 | 1,136 | 730 | 2,365 | 1,430 | 935 | 8,484 | 4,835 | 3,649 |
| 26 Minnesota..... | 233 | 135 | 103 | 1,094 | 589 | 505 | 1,366 | 727 | 639 | 4,850 | 2,297 | 2,553 |
| 27 Mississippi..... | 25 | 16 | 9 | 31 | 15 | 16 | 41 | 27 | 14 | 148 | 84 | 64 |
| 28 Missouri..... | 163 | 77 | 86 | 529 | 258 | 271 | 612 | 294 | 318 | 2,561 | 1,168 | 1,393 |
| 29 Montana..... | 24 | 13 | 11 | 209 | 131 | 78 | 413 | 297 | 116 | 1,267 | 862 | 415 |
| 30 Nebraska..... | 75 | 40 | 35 | 373 | 194 | 179 | 463 | 206 | 257 | 1,303 | 742 | 1,061 |
| 31 Nevada..... | 2 | 2 | | 39 | 35 | 4 | 48 | 36 | 12 | 133 | 110 | 23 |
| 32 New Hampshire..... | 368 | 198 | 170 | 1,343 | 1,150 | 693 | 1,534 | 958 | 576 | 3,605 | 2,256 | 1,349 |
| 33 New Jersey..... | 811 | 405 | 406 | 4,333 | 1,796 | 2,537 | 4,686 | 2,337 | 2,299 | 16,234 | 8,931 | 7,303 |
| 34 New Mexico..... | 163 | 74 | 89 | 287 | 139 | 148 | 290 | 162 | 128 | 1,001 | 529 | 472 |
| 35 New York..... | 3,084 | 1,315 | 1,769 | 21,032 | 8,083 | 12,949 | 20,361 | 8,921 | 11,440 | 62,700 | 29,526 | 33,174 |
| 36 North Carolina..... | 7 | 5 | 2 | 15 | 9 | 6 | 25 | 16 | 9 | 48 | 28 | 20 |
| 37 North Dakota..... | 394 | 207 | 187 | 620 | 345 | 275 | 559 | 284 | 275 | 1,703 | 861 | 842 |
| 38 Ohio..... | 133 | 104 | 79 | 1,762 | 976 | 786 | 2,320 | 1,275 | 1,045 | 3,476 | 4,602 | 3,874 |
| 39 Oklahoma..... | 22 | 9 | 13 | 32 | 16 | 16 | 37 | 17 | 20 | 184 | 82 | 102 |
| 40 Oregon..... | 13 | 7 | 6 | 52 | 30 | 22 | 78 | 37 | 41 | 316 | 163 | 153 |
| 41 Pennsylvania..... | 2,643 | 1,655 | 988 | 14,075 | 8,335 | 5,740 | 16,394 | 10,399 | 6,495 | 56,740 | 35,801 | 20,939 |
| 42 Rhode Island..... | 502 | 288 | 214 | 2,082 | 1,182 | 900 | 1,709 | 936 | 773 | 4,758 | 2,604 | 2,154 |
| 43 South Carolina..... | 10 | 8 | 2 | 20 | 7 | 13 | 12 | 5 | 7 | 67 | 38 | 29 |
| 44 South Dakota..... | 120 | 51 | 69 | 259 | 110 | 149 | 258 | 119 | 139 | 814 | 356 | 458 |
| 45 Tennessee..... | 62 | 33 | 29 | 30 | 43 | 37 | 84 | 38 | 46 | 243 | 117 | 126 |
| 46 Texas..... | 2,979 | 1,622 | 1,357 | 4,889 | 2,276 | 2,613 | 3,522 | 1,711 | 1,811 | 10,373 | 5,022 | 5,356 |
| 47 Utah..... | 18 | 7 | 11 | 69 | 43 | 26 | 92 | 58 | 34 | 269 | 139 | 130 |
| 48 Vermont..... | 75 | 33 | 42 | 416 | 309 | 107 | 413 | 238 | 130 | 1,223 | 835 | 393 |
| 49 Virginia..... | 29 | 14 | 15 | 103 | 77 | 31 | 116 | 63 | 53 | 455 | 280 | 175 |
| 50 Washington..... | 36 | 19 | 17 | 175 | 114 | 61 | 249 | 158 | 91 | 998 | 600 | 398 |
| 51 West Virginia..... | 65 | 52 | 13 | 347 | 265 | 82 | 492 | 404 | 88 | 1,281 | 1,029 | 252 |
| 52 Wisconsin..... | 269 | 157 | 112 | 1,215 | 646 | 569 | 1,447 | 835 | 612 | 6,035 | 3,022 | 3,013 |
| 53 Wyoming..... | 9 | 7 | 2 | 106 | 80 | 26 | 130 | 97 | 33 | 433 | 310 | 123 |

¹ Includes persons in the military and naval service of the United States (including civilian employees, etc.) stationed abroad, not credited to any state or territory.

ILLITERACY.

CLASSIFIED BY SEX AND AGE PERIODS, BY STATES AND TERRITORIES: 1900.

can neither read nor write or who can read but can not write.]

| 35 TO 44 YEARS. | | | 45 TO 54 YEARS. | | | 55 TO 64 YEARS. | | | 65 YEARS AND OVER. | | | AGE UNKNOWN. | | | |
|-----------------|---------|----------|-----------------|--------|----------|-----------------|--------|----------|--------------------|--------|----------|--------------|--------|----------|----|
| Total. | Males. | Females. | Total. | Males. | Females. | Total. | Males. | Females. | Total. | Males. | Females. | Total. | Males. | Females. | |
| 256,230 | 131,394 | 124,836 | 210,086 | 94,368 | 115,718 | 175,186 | 69,501 | 105,685 | 183,601 | 70,624 | 112,977 | 6,896 | 3,712 | 3,184 | 1 |
| 256 | 138 | 118 | 271 | 158 | 113 | 160 | 64 | 96 | 150 | 76 | 74 | 6 | 3 | 3 | 2 |
| 150 | 140 | 10 | 60 | 48 | 12 | 28 | 25 | 3 | 13 | 9 | 4 | 8 | 7 | 1 | 3 |
| 1,688 | 946 | 742 | 1,111 | 585 | 526 | 661 | 366 | 295 | 364 | 177 | 187 | 78 | 52 | 21 | 4 |
| 209 | 99 | 110 | 246 | 125 | 121 | 201 | 107 | 94 | 176 | 95 | 81 | 9 | 5 | 4 | 5 |
| 5,718 | 3,309 | 2,409 | 5,076 | 2,769 | 2,307 | 4,208 | 2,260 | 1,948 | 3,711 | 1,902 | 1,809 | 428 | 241 | 187 | 6 |
| 1,795 | 1,009 | 786 | 1,144 | 604 | 540 | 633 | 305 | 328 | 528 | 229 | 299 | 58 | 36 | 22 | 7 |
| 7,329 | 3,810 | 3,519 | 5,834 | 2,569 | 3,265 | 4,607 | 1,646 | 2,961 | 3,816 | 1,301 | 2,515 | 166 | 79 | 87 | 8 |
| 509 | 298 | 211 | 372 | 165 | 207 | 350 | 125 | 225 | 271 | 97 | 174 | 14 | 7 | 7 | 9 |
| 214 | 103 | 111 | 216 | 72 | 144 | 293 | 90 | 203 | 327 | 114 | 213 | 2 | 1 | 1 | 10 |
| 428 | 233 | 195 | 355 | 188 | 167 | 226 | 106 | 120 | 162 | 69 | 93 | 7 | 4 | 3 | 11 |
| 211 | 107 | 104 | 112 | 52 | 60 | 93 | 43 | 50 | 160 | 71 | 89 | 3 | 1 | 2 | 12 |
| 1,271 | 675 | 596 | 1,091 | 602 | 489 | 587 | 396 | 191 | 230 | 155 | 75 | 50 | 32 | 18 | 13 |
| 307 | 203 | 104 | 221 | 138 | 83 | 179 | 89 | 90 | 190 | 85 | 105 | | | | 14 |
| 17,501 | 8,438 | 9,063 | 14,206 | 5,982 | 8,224 | 12,686 | 4,818 | 7,868 | 15,319 | 5,825 | 9,494 | 538 | 266 | 272 | 15 |
| 2,156 | 1,136 | 1,020 | 2,612 | 1,115 | 1,497 | 3,454 | 1,337 | 2,117 | 4,955 | 1,936 | 3,019 | 135 | 58 | 77 | 16 |
| 209 | 119 | 90 | 128 | 77 | 51 | 69 | 40 | 29 | 52 | 32 | 20 | | | | 17 |
| 2,576 | 1,082 | 1,494 | 3,745 | 1,471 | 2,274 | 4,340 | 1,762 | 3,078 | 7,602 | 2,851 | 4,751 | 145 | 62 | 83 | 18 |
| 1,734 | 724 | 1,010 | 2,005 | 808 | 1,197 | 2,264 | 883 | 1,381 | 2,656 | 1,139 | 1,517 | 42 | 21 | 21 | 19 |
| 656 | 318 | 338 | 1,012 | 392 | 620 | 1,297 | 469 | 828 | 1,718 | 673 | 1,045 | 63 | 19 | 44 | 20 |
| 2,921 | 1,623 | 1,298 | 2,339 | 1,321 | 1,018 | 1,432 | 647 | 785 | 1,287 | 425 | 862 | 35 | 18 | 17 | 21 |
| 3,042 | 1,649 | 1,393 | 2,756 | 1,436 | 1,320 | 2,151 | 1,060 | 1,091 | 2,279 | 1,134 | 1,145 | 97 | 50 | 47 | 22 |
| 2,379 | 1,002 | 1,377 | 2,033 | 780 | 1,253 | 1,879 | 675 | 1,204 | 1,971 | 668 | 1,303 | 80 | 27 | 53 | 23 |
| 22,472 | 10,447 | 12,025 | 20,935 | 8,013 | 12,922 | 16,854 | 5,691 | 11,163 | 14,543 | 4,654 | 9,889 | 1,003 | 632 | 371 | 24 |
| 10,866 | 5,906 | 4,960 | 10,827 | 5,609 | 5,218 | 9,186 | 4,266 | 4,920 | 10,338 | 4,547 | 5,791 | 160 | 100 | 60 | 25 |
| 6,515 | 3,079 | 3,436 | 7,312 | 2,941 | 4,371 | 8,431 | 3,075 | 5,356 | 12,227 | 4,544 | 7,683 | 109 | 57 | 52 | 26 |
| 159 | 94 | 65 | 150 | 91 | 59 | 129 | 79 | 50 | 120 | 70 | 50 | 3 | 2 | 1 | 27 |
| 3,153 | 1,406 | 1,747 | 3,981 | 1,537 | 2,444 | 4,189 | 1,482 | 2,707 | 4,594 | 1,717 | 2,877 | 162 | 62 | 100 | 28 |
| 1,091 | 756 | 335 | 629 | 413 | 216 | 362 | 202 | 160 | 260 | 148 | 112 | 9 | 7 | 2 | 29 |
| 2,084 | 852 | 1,232 | 2,192 | 898 | 1,294 | 2,349 | 920 | 1,429 | 2,522 | 1,037 | 1,485 | 50 | 22 | 28 | 30 |
| 122 | 83 | 39 | 123 | 77 | 46 | 95 | 55 | 40 | 77 | 43 | 34 | 2 | 2 | | 31 |
| 3,201 | 1,816 | 1,385 | 2,913 | 1,565 | 1,348 | 1,843 | 893 | 955 | 1,711 | 778 | 933 | 98 | 67 | 31 | 32 |
| 13,103 | 6,966 | 6,137 | 8,672 | 3,791 | 4,881 | 6,426 | 2,331 | 4,045 | 4,755 | 1,638 | 3,117 | 287 | 206 | 81 | 33 |
| 985 | 563 | 422 | 706 | 413 | 293 | 530 | 324 | 206 | 347 | 210 | 137 | 88 | 43 | 45 | 34 |
| 54,484 | 25,227 | 29,257 | 39,285 | 16,123 | 23,162 | 29,476 | 10,763 | 18,713 | 27,357 | 9,931 | 17,426 | 644 | 285 | 359 | 35 |
| 41 | 19 | 22 | 41 | 21 | 20 | 35 | 21 | 14 | 50 | 35 | 15 | | | | 36 |
| 1,575 | 792 | 783 | 1,279 | 603 | 676 | 1,054 | 459 | 595 | 1,232 | 496 | 736 | 16 | 12 | 4 | 37 |
| 9,139 | 4,705 | 4,434 | 8,385 | 3,580 | 4,805 | 8,613 | 3,273 | 5,340 | 10,958 | 4,003 | 6,955 | 319 | 167 | 152 | 38 |
| 275 | 104 | 171 | 260 | 118 | 142 | 247 | 123 | 124 | 204 | 93 | 111 | 7 | 3 | 4 | 39 |
| 487 | 234 | 253 | 464 | 239 | 225 | 419 | 231 | 188 | 367 | 172 | 195 | 11 | 5 | 6 | 40 |
| 42,997 | 26,351 | 16,646 | 25,514 | 12,833 | 12,681 | 17,595 | 7,028 | 10,567 | 14,447 | 5,033 | 9,414 | 801 | 457 | 344 | 41 |
| 4,848 | 2,269 | 2,579 | 4,419 | 1,905 | 2,514 | 3,392 | 1,224 | 2,168 | 2,332 | 825 | 1,557 | 65 | 32 | 33 | 42 |
| 60 | 34 | 26 | 55 | 22 | 33 | 58 | 31 | 27 | 62 | 24 | 38 | | | | 43 |
| 930 | 393 | 537 | 1,041 | 418 | 623 | 1,017 | 412 | 605 | 1,332 | 512 | 870 | 14 | 5 | 9 | 44 |
| 302 | 153 | 149 | 322 | 145 | 177 | 274 | 125 | 149 | 313 | 150 | 168 | 5 | 2 | 3 | 45 |
| 10,310 | 4,926 | 5,384 | 8,970 | 4,727 | 4,243 | 5,596 | 2,931 | 2,615 | 4,134 | 2,035 | 2,049 | 703 | 321 | 332 | 46 |
| 457 | 174 | 283 | 612 | 232 | 380 | 530 | 196 | 334 | 1,051 | 319 | 732 | 19 | 11 | 8 | 47 |
| 1,469 | 835 | 634 | 1,623 | 833 | 790 | 1,505 | 723 | 782 | 2,357 | 1,161 | 1,196 | 109 | 77 | 32 | 48 |
| 357 | 218 | 139 | 256 | 134 | 122 | 306 | 173 | 133 | 408 | 293 | 115 | 8 | 5 | 3 | 49 |
| 1,155 | 640 | 515 | 784 | 443 | 341 | 605 | 312 | 293 | 515 | 233 | 277 | 29 | 22 | 7 | 50 |
| 865 | 646 | 219 | 573 | 335 | 238 | 459 | 199 | 260 | 597 | 249 | 348 | 51 | 33 | 18 | 51 |
| 9,223 | 4,269 | 4,954 | 10,627 | 4,672 | 5,955 | 11,148 | 4,484 | 6,664 | 16,272 | 6,528 | 9,744 | 160 | 83 | 77 | 52 |
| 297 | 217 | 80 | 179 | 113 | 66 | 109 | 61 | 48 | 77 | 28 | 49 | 4 | 2 | 2 | 53 |

STATISTICS OF POPULATION.

TABLE 71.—ILLITERATE COLORED POPULATION¹ 10 YEARS OF AGE AND OVER,

[The designation "illiterate" comprehends all persons who

| STATES AND TERRITORIES. | 10 TO 14 YEARS. | | | 15 TO 20 YEARS. | | | 21 TO 24 YEARS. | | | 25 TO 34 YEARS. | | |
|--|-----------------|---------|----------|-----------------|---------|----------|-----------------|---------|----------|-----------------|---------|----------|
| | Total. | Males. | Females. | Total. | Males. | Females. | Total. | Males. | Females. | Total. | Males. | Females. |
| 1 The United States ² | 339,104 | 188,893 | 150,271 | 410,890 | 220,850 | 190,040 | 275,640 | 137,571 | 138,069 | 540,466 | 250,005 | 290,461 |
| 2 Alabama..... | 47,268 | 26,127 | 21,141 | 52,520 | 27,605 | 24,915 | 33,113 | 15,907 | 17,206 | 60,165 | 26,056 | 34,109 |
| 3 Alaska..... | 1,892 | 1,044 | 848 | 2,712 | 1,304 | 1,408 | 1,380 | 665 | 715 | 3,790 | 1,924 | 1,866 |
| 4 Arizona..... | 1,861 | 971 | 890 | 2,253 | 1,024 | 1,229 | 1,058 | 496 | 562 | 3,380 | 1,641 | 1,739 |
| 5 Arkansas..... | 13,716 | 7,424 | 6,292 | 14,310 | 7,538 | 6,772 | 10,474 | 4,932 | 5,542 | 19,466 | 8,314 | 11,152 |
| 6 California..... | 552 | 246 | 306 | 1,696 | 1,079 | 617 | 1,377 | 790 | 587 | 3,941 | 2,512 | 1,429 |
| 7 Colorado..... | 66 | 33 | 33 | 123 | 57 | 66 | 125 | 56 | 69 | 332 | 132 | 150 |
| 8 Connecticut..... | 9 | 4 | 5 | 86 | 26 | 60 | 85 | 41 | 44 | 252 | 138 | 114 |
| 9 Delaware..... | 550 | 316 | 234 | 823 | 474 | 354 | 630 | 315 | 315 | 1,554 | 746 | 808 |
| 10 District of Columbia..... | 355 | 213 | 142 | 928 | 479 | 449 | 1,051 | 446 | 605 | 2,518 | 960 | 1,558 |
| 11 Florida..... | 5,911 | 3,400 | 2,511 | 8,316 | 4,515 | 3,801 | 6,617 | 3,586 | 3,031 | 12,721 | 6,203 | 6,518 |
| 12 Georgia..... | 48,406 | 27,503 | 20,903 | 55,958 | 29,510 | 26,448 | 37,241 | 18,177 | 19,064 | 71,344 | 31,659 | 39,685 |
| 13 Hawaii..... | 142 | 45 | 97 | 2,629 | 1,710 | 919 | 6,397 | 4,430 | 1,967 | 16,318 | 11,711 | 4,607 |
| 14 Idaho..... | 103 | 54 | 49 | 219 | 122 | 97 | 204 | 131 | 73 | 537 | 339 | 213 |
| 15 Illinois..... | 332 | 215 | 17 | 601 | 378 | 223 | 654 | 376 | 278 | 1,951 | 1,051 | 900 |
| 16 Indiana..... | 85 | 47 | 38 | 387 | 242 | 145 | 456 | 292 | 164 | 1,546 | 844 | 702 |
| 17 Indian Territory..... | 3,636 | 2,016 | 1,620 | 3,333 | 1,809 | 1,574 | 1,311 | 937 | 374 | 3,496 | 1,600 | 1,896 |
| 18 Iowa..... | 60 | 44 | 16 | 110 | 76 | 34 | 103 | 72 | 31 | 299 | 167 | 132 |
| 19 Kansas..... | 169 | 95 | 74 | 359 | 232 | 127 | 358 | 243 | 115 | 1,034 | 527 | 507 |
| 20 Kentucky..... | 4,957 | 2,952 | 2,005 | 7,561 | 4,480 | 3,081 | 6,234 | 3,539 | 2,745 | 15,643 | 8,071 | 7,572 |
| 21 Louisiana..... | 41,173 | 21,708 | 19,470 | 45,796 | 22,734 | 23,062 | 29,193 | 13,664 | 15,529 | 55,195 | 24,933 | 30,212 |
| 22 Maine..... | 11 | 5 | 6 | 32 | 12 | 20 | 26 | 15 | 11 | 81 | 43 | 38 |
| 23 Maryland..... | 4,056 | 2,286 | 1,770 | 6,407 | 3,599 | 2,808 | 4,721 | 2,494 | 2,227 | 10,039 | 4,787 | 5,252 |
| 24 Massachusetts..... | 35 | 19 | 16 | 200 | 133 | 67 | 373 | 265 | 113 | 856 | 579 | 277 |
| 25 Michigan..... | 149 | 85 | 64 | 266 | 132 | 134 | 187 | 103 | 79 | 561 | 290 | 271 |
| 26 Minnesota..... | 389 | 210 | 179 | 429 | 214 | 215 | 245 | 103 | 142 | 889 | 395 | 494 |
| 27 Mississippi..... | 38,178 | 21,472 | 16,706 | 46,166 | 24,556 | 21,610 | 30,896 | 15,270 | 15,626 | 57,217 | 25,383 | 31,834 |
| 28 Missouri..... | 1,738 | 1,050 | 738 | 2,337 | 1,464 | 923 | 1,913 | 1,093 | 835 | 5,245 | 2,612 | 2,633 |
| 29 Montana..... | 287 | 150 | 137 | 540 | 309 | 231 | 456 | 267 | 189 | 1,438 | 871 | 567 |
| 30 Nebraska..... | 32 | 11 | 21 | 78 | 24 | 54 | 64 | 24 | 40 | 136 | 77 | 109 |
| 31 Nevada..... | 265 | 144 | 121 | 401 | 176 | 225 | 186 | 108 | 78 | 678 | 337 | 341 |
| 32 New Hampshire..... | 2 | 1 | 1 | 14 | 10 | 4 | 8 | 7 | 1 | 21 | 17 | 4 |
| 33 New Jersey..... | 248 | 120 | 128 | 654 | 372 | 282 | 761 | 432 | 329 | 1,394 | 966 | 923 |
| 34 New Mexico..... | 753 | 392 | 366 | 1,177 | 556 | 621 | 600 | 297 | 303 | 1,851 | 930 | 921 |
| 35 New York..... | 165 | 92 | 73 | 823 | 446 | 382 | 904 | 505 | 399 | 2,551 | 1,549 | 1,002 |
| 36 North Carolina..... | 25,746 | 14,260 | 11,486 | 29,642 | 16,292 | 13,350 | 19,221 | 8,859 | 10,362 | 32,697 | 13,391 | 19,306 |
| 37 North Dakota..... | 217 | 112 | 105 | 238 | 127 | 111 | 187 | 98 | 89 | 519 | 259 | 260 |
| 38 Ohio..... | 138 | 76 | 62 | 470 | 240 | 230 | 555 | 320 | 235 | 1,367 | 1,059 | 308 |
| 39 Oklahoma..... | 303 | 161 | 147 | 496 | 235 | 261 | 418 | 186 | 232 | 1,215 | 518 | 697 |
| 40 Oregon..... | 66 | 35 | 31 | 293 | 245 | 48 | 237 | 132 | 55 | 327 | 702 | 125 |
| 41 Pennsylvania..... | 300 | 146 | 154 | 1,093 | 653 | 445 | 1,607 | 939 | 618 | 4,239 | 2,538 | 1,751 |
| 42 Rhode Island..... | 3 | 1 | 2 | 42 | 29 | 13 | 67 | 38 | 29 | 197 | 113 | 84 |
| 43 South Carolina..... | 41,540 | 22,709 | 18,831 | 51,212 | 26,159 | 25,053 | 28,084 | 12,974 | 15,110 | 47,773 | 19,433 | 28,340 |
| 44 South Dakota..... | 175 | 88 | 87 | 241 | 107 | 134 | 333 | 120 | 213 | 1,199 | 400 | 799 |
| 45 Tennessee..... | 14,902 | 8,619 | 6,283 | 18,190 | 10,720 | 7,470 | 12,030 | 6,220 | 5,810 | 24,234 | 11,529 | 12,755 |
| 46 Texas..... | 14,672 | 8,450 | 6,222 | 18,980 | 10,752 | 8,228 | 14,151 | 7,215 | 6,936 | 29,747 | 13,544 | 16,203 |
| 47 Utah..... | 133 | 73 | 60 | 240 | 110 | 130 | 136 | 77 | 59 | 329 | 132 | 147 |
| 48 Vermont..... | 1 | 1 | | 5 | 3 | 2 | 5 | 3 | 2 | 19 | 15 | 4 |
| 49 Virginia..... | 22,354 | 13,037 | 9,267 | 26,971 | 16,077 | 10,894 | 16,149 | 8,338 | 7,811 | 31,499 | 14,605 | 16,894 |
| 50 Washington..... | 224 | 123 | 101 | 540 | 368 | 172 | 444 | 306 | 138 | 1,440 | 962 | 478 |
| 51 West Virginia..... | 491 | 270 | 221 | 1,399 | 1,047 | 352 | 1,448 | 1,105 | 343 | 2,436 | 1,637 | 799 |
| 52 Wisconsin..... | 186 | 106 | 80 | 269 | 127 | 142 | 217 | 120 | 97 | 670 | 315 | 355 |
| 53 Wyoming..... | 36 | 21 | 15 | 129 | 81 | 48 | 135 | 93 | 42 | 277 | 166 | 111 |

¹ Persons of negro descent, Chinese, Japanese, and Indians.

ILLITERACY.

435

CLASSIFIED BY SEX AND AGE PERIODS, BY STATES AND TERRITORIES: 1900.

can neither read nor write or who can read but can not write.]

| 35 TO 44 YEARS. | | | 45 TO 54 YEARS. | | | 55 TO 64 YEARS. | | | 65 YEARS AND OVER. | | | AGE UNKNOWN. | | | |
|-----------------|---------|----------|-----------------|---------|----------|-----------------|---------|----------|--------------------|---------|----------|--------------|--------|----------|----|
| Total. | Males. | Females. | Total. | Males. | Females. | Total. | Males. | Females. | Total. | Males. | Females. | Total. | Males. | Females. | |
| 473,831 | 201,107 | 272,724 | 445,946 | 208,226 | 237,720 | 281,650 | 143,060 | 138,590 | 234,055 | 116,411 | 117,644 | 35,670 | 16,873 | 18,797 | 1 |
| 44,614 | 15,746 | 28,868 | 48,520 | 24,172 | 24,348 | 26,397 | 13,326 | 13,071 | 23,016 | 11,534 | 11,482 | 3,094 | 1,294 | 1,800 | 2 |
| 3,191 | 1,794 | 1,397 | 2,214 | 1,224 | 990 | 1,012 | 574 | 438 | 578 | 291 | 287 | 5,777 | 3,679 | 2,098 | 3 |
| 2,827 | 1,503 | 1,324 | 2,158 | 1,133 | 1,020 | 1,307 | 665 | 642 | 1,160 | 598 | 562 | 655 | 398 | 257 | 4 |
| 16,504 | 6,105 | 10,399 | 19,214 | 9,583 | 9,626 | 10,435 | 5,462 | 4,973 | 7,549 | 3,939 | 3,610 | 1,827 | 752 | 1,075 | 5 |
| 5,387 | 4,178 | 1,209 | 4,840 | 3,900 | 940 | 2,940 | 2,332 | 608 | 1,795 | 1,142 | 653 | 844 | 455 | 389 | 6 |
| 373 | 204 | 169 | 389 | 188 | 201 | 249 | 143 | 106 | 121 | 50 | 71 | 45 | 19 | 26 | 7 |
| 313 | 151 | 162 | 364 | 169 | 195 | 213 | 106 | 107 | 232 | 106 | 126 | 18 | 8 | 10 | 8 |
| 1,821 | 833 | 988 | 1,534 | 746 | 788 | 1,076 | 519 | 557 | 853 | 382 | 471 | 137 | 52 | 85 | 9 |
| 3,805 | 1,295 | 2,510 | 4,255 | 1,546 | 2,709 | 2,516 | 1,066 | 1,450 | 2,098 | 789 | 1,309 | 22 | 6 | 14 | 10 |
| 10,714 | 4,483 | 6,231 | 9,675 | 4,450 | 5,225 | 5,790 | 2,918 | 2,872 | 4,761 | 2,382 | 2,379 | 596 | 269 | 327 | 11 |
| 57,392 | 23,332 | 34,060 | 49,069 | 21,964 | 27,105 | 31,440 | 16,260 | 15,180 | 26,082 | 13,449 | 12,633 | 2,224 | 948 | 1,276 | 12 |
| 6,822 | 5,592 | 1,230 | 1,633 | 1,538 | 145 | 672 | 637 | 35 | 101 | 91 | 10 | 35 | 29 | 6 | 13 |
| 676 | 406 | 270 | 559 | 342 | 217 | 446 | 289 | 157 | 379 | 189 | 190 | 195 | 75 | 120 | 14 |
| 2,658 | 1,225 | 1,433 | 2,806 | 1,262 | 1,544 | 2,080 | 1,002 | 1,078 | 1,799 | 817 | 982 | 372 | 149 | 223 | 15 |
| 2,223 | 1,096 | 1,127 | 2,562 | 1,183 | 1,379 | 1,732 | 912 | 820 | 1,438 | 690 | 748 | 251 | 96 | 155 | 16 |
| 3,282 | 1,397 | 1,885 | 3,209 | 1,569 | 1,640 | 1,579 | 752 | 827 | 1,159 | 528 | 631 | 517 | 222 | 295 | 17 |
| 386 | 211 | 175 | 476 | 236 | 240 | 356 | 177 | 179 | 313 | 166 | 147 | 116 | 51 | 65 | 18 |
| 1,539 | 598 | 941 | 2,265 | 994 | 1,271 | 1,899 | 951 | 948 | 1,826 | 939 | 887 | 295 | 118 | 177 | 19 |
| 17,399 | 8,262 | 9,137 | 15,981 | 7,452 | 8,529 | 10,152 | 4,964 | 5,188 | 8,325 | 3,895 | 4,430 | 1,884 | 828 | 1,056 | 20 |
| 39,847 | 17,519 | 22,328 | 33,044 | 15,110 | 17,934 | 20,837 | 10,116 | 10,721 | 17,796 | 8,473 | 9,323 | 1,658 | 734 | 924 | 21 |
| 104 | 51 | 53 | 92 | 51 | 41 | 52 | 23 | 29 | 68 | 33 | 35 | 5 | 4 | 1 | 22 |
| 12,006 | 5,431 | 6,575 | 11,437 | 5,134 | 6,303 | 7,624 | 3,657 | 3,967 | 5,864 | 2,659 | 3,205 | 1,099 | 512 | 587 | 23 |
| 793 | 508 | 285 | 705 | 298 | 407 | 400 | 146 | 254 | 313 | 101 | 212 | 42 | 12 | 30 | 24 |
| 689 | 352 | 337 | 671 | 341 | 330 | 521 | 254 | 267 | 713 | 346 | 367 | 49 | 27 | 22 | 25 |
| 816 | 367 | 449 | 690 | 334 | 356 | 502 | 228 | 274 | 491 | 202 | 289 | 15 | 4 | 11 | 26 |
| 47,925 | 19,812 | 28,113 | 40,762 | 17,697 | 23,065 | 28,154 | 14,422 | 13,732 | 23,831 | 12,618 | 11,213 | 1,488 | 562 | 926 | 27 |
| 7,063 | 3,148 | 3,915 | 7,715 | 3,351 | 4,364 | 5,075 | 2,378 | 2,697 | 4,416 | 1,976 | 2,440 | 888 | 369 | 519 | 28 |
| 1,415 | 785 | 630 | 1,193 | 604 | 589 | 711 | 341 | 370 | 557 | 186 | 371 | 62 | 57 | 5 | 29 |
| 260 | 120 | 140 | 308 | 135 | 173 | 203 | 90 | 113 | 226 | 99 | 127 | 12 | 2 | 10 | 30 |
| 774 | 436 | 338 | 584 | 366 | 218 | 396 | 242 | 154 | 379 | 193 | 181 | 208 | 109 | 99 | 31 |
| 29 | 23 | 6 | 17 | 11 | 6 | 10 | 6 | 4 | 5 | 3 | 2 | 3 | | 3 | 32 |
| 2,135 | 974 | 1,161 | 2,035 | 850 | 1,185 | 1,272 | 574 | 698 | 1,151 | 486 | 665 | 170 | 68 | 102 | 33 |
| 1,304 | 655 | 649 | 1,079 | 555 | 524 | 628 | 317 | 311 | 644 | 322 | 322 | 8 | 5 | 3 | 34 |
| 2,751 | 1,491 | 1,260 | 2,314 | 1,065 | 1,249 | 1,411 | 633 | 778 | 1,293 | 501 | 792 | 110 | 43 | 67 | 35 |
| 29,657 | 10,330 | 19,327 | 32,548 | 14,551 | 17,997 | 21,510 | 11,365 | 10,145 | 17,667 | 8,975 | 8,692 | 1,656 | 713 | 943 | 36 |
| 669 | 314 | 355 | 587 | 292 | 295 | 374 | 168 | 206 | 393 | 147 | 246 | 40 | 29 | 11 | 37 |
| 2,725 | 1,408 | 1,317 | 3,201 | 1,533 | 1,668 | 2,539 | 1,313 | 1,226 | 2,400 | 1,163 | 1,237 | 336 | 133 | 203 | 38 |
| 1,632 | 677 | 955 | 1,721 | 791 | 930 | 1,281 | 652 | 629 | 933 | 497 | 486 | 173 | 67 | 106 | 39 |
| 1,985 | 1,732 | 253 | 1,744 | 1,517 | 227 | 628 | 456 | 172 | 481 | 198 | 283 | 38 | 31 | 7 | 40 |
| 4,618 | 2,473 | 2,145 | 3,848 | 1,842 | 2,006 | 2,277 | 1,064 | 1,213 | 1,988 | 752 | 1,236 | 273 | 130 | 143 | 41 |
| 249 | 110 | 139 | 247 | 106 | 141 | 182 | 79 | 103 | 116 | 33 | 83 | 30 | 10 | 20 | 42 |
| 39,364 | 16,237 | 24,077 | 32,913 | 13,722 | 19,191 | 23,448 | 12,167 | 11,281 | 18,958 | 9,775 | 9,183 | 648 | 293 | 355 | 43 |
| 1,629 | 663 | 966 | 1,759 | 787 | 972 | 1,303 | 545 | 758 | 1,149 | 417 | 732 | 5 | 3 | 2 | 44 |
| 22,581 | 8,935 | 13,646 | 25,035 | 11,433 | 13,552 | 16,126 | 8,250 | 7,876 | 12,761 | 6,168 | 6,593 | 1,935 | 843 | 1,087 | 45 |
| 28,022 | 10,842 | 17,180 | 28,024 | 13,842 | 14,782 | 16,197 | 8,069 | 8,128 | 13,339 | 6,832 | 6,557 | 3,749 | 1,649 | 2,100 | 46 |
| 366 | 201 | 165 | 311 | 196 | 115 | 176 | 102 | 74 | 129 | 70 | 59 | 46 | 23 | 23 | 47 |
| 18 | 7 | 11 | 23 | 15 | 8 | 18 | 11 | 7 | 17 | 13 | 4 | 2 | 1 | 1 | 48 |
| 36,424 | 15,723 | 20,701 | 35,468 | 16,080 | 19,388 | 23,247 | 11,165 | 12,082 | 20,432 | 10,279 | 10,153 | 1,416 | 670 | 746 | 49 |
| 1,392 | 839 | 553 | 1,135 | 650 | 485 | 733 | 385 | 353 | 625 | 311 | 314 | 232 | 140 | 142 | 50 |
| 1,767 | 998 | 769 | 1,605 | 836 | 769 | 954 | 523 | 431 | 731 | 362 | 369 | 263 | 133 | 130 | 51 |
| 623 | 309 | 314 | 563 | 303 | 260 | 392 | 200 | 192 | 444 | 213 | 231 | 30 | 17 | 13 | 52 |
| 227 | 131 | 96 | 182 | 104 | 78 | 117 | 58 | 59 | 59 | 25 | 34 | 19 | 19 | | 53 |

²Includes persons in the military and naval service of the United States (including civilian employees, etc.) stationed abroad, not credited to any state or territory.

STATISTICS OF POPULATION.

TABLE 72.—ILLITERATE NEGRO POPULATION¹ 10 YEARS OF AGE AND OVER,

[The designation "illiterate" comprehends all persons who

| STATES AND TERRITORIES. | 10 TO 14 YEARS. | | | 15 TO 20 YEARS. | | | 21 TO 24 YEARS. | | | 25 TO 34 YEARS. | | |
|--|-----------------|---------|----------|-----------------|---------|----------|-----------------|---------|----------|-----------------|---------|----------|
| | Total. | Males. | Females. | Total. | Males. | Females. | Total. | Males. | Females. | Total. | Males. | Females. |
| 1 The United States ² | 328,994 | 188,542 | 145,452 | 398,254 | 211,362 | 181,892 | 259,665 | 127,923 | 131,742 | 496,313 | 222,649 | 273,664 |
| 2 Alabama..... | 47,249 | 26,117 | 21,132 | 52,499 | 27,594 | 24,905 | 33,109 | 15,906 | 17,208 | 60,150 | 26,046 | 34,104 |
| 3 Alaska..... | | | | | | | 1 | 1 | | 1 | 1 | |
| 4 Arizona..... | 9 | 2 | 7 | 16 | 7 | 9 | 16 | 10 | 6 | 49 | 28 | 21 |
| 5 Arkansas..... | 13,716 | 7,424 | 6,292 | 14,308 | 7,537 | 6,771 | 10,468 | 4,926 | 5,542 | 19,458 | 8,306 | 11,152 |
| 6 California..... | 10 | 6 | 4 | 54 | 28 | 26 | 34 | 14 | 20 | 135 | 64 | 71 |
| 7 Colorado..... | 3 | 1 | 2 | 15 | 9 | 6 | 37 | 23 | 14 | 149 | 77 | 72 |
| 8 Connecticut..... | 9 | 4 | 5 | 33 | 23 | 60 | 77 | 33 | 44 | 210 | 97 | 113 |
| 9 Delaware..... | 550 | 316 | 234 | 327 | 473 | 354 | 630 | 315 | 315 | 1,547 | 739 | 808 |
| 10 District of Columbia..... | 355 | 213 | 142 | 926 | 479 | 447 | 1,046 | 441 | 605 | 2,491 | 933 | 1,558 |
| 11 Florida..... | 5,865 | 3,366 | 2,499 | 8,263 | 4,490 | 3,773 | 6,590 | 3,568 | 3,022 | 12,668 | 6,168 | 6,500 |
| 12 Georgia..... | 48,406 | 27,503 | 20,903 | 55,954 | 29,506 | 26,448 | 37,239 | 18,175 | 19,064 | 71,320 | 31,637 | 39,683 |
| 13 Hawaii..... | 1 | 1 | | | | | | | | 5 | 5 | |
| 14 Idaho..... | | | | | | | 1 | 1 | | 2 | 1 | 1 |
| 15 Illinois..... | 331 | 215 | 116 | 592 | 372 | 220 | 632 | 360 | 272 | 1,341 | 942 | 399 |
| 16 Indiana..... | 85 | 47 | 38 | 386 | 241 | 145 | 452 | 288 | 164 | 1,521 | 820 | 701 |
| 17 Indian Territory..... | 2,001 | 1,178 | 823 | 1,604 | 926 | 678 | 867 | 476 | 391 | 1,668 | 797 | 871 |
| 18 Iowa..... | 31 | 23 | 8 | 78 | 60 | 18 | 86 | 59 | 27 | 238 | 137 | 101 |
| 19 Kansas..... | 140 | 80 | 60 | 290 | 191 | 99 | 317 | 210 | 107 | 930 | 458 | 472 |
| 20 Kentucky..... | 4,952 | 2,950 | 2,002 | 7,553 | 4,477 | 3,076 | 6,283 | 3,538 | 2,745 | 15,633 | 8,067 | 7,566 |
| 21 Louisiana..... | 41,125 | 21,681 | 19,444 | 45,725 | 22,699 | 23,026 | 29,154 | 13,643 | 15,511 | 55,072 | 24,899 | 30,173 |
| 22 Maine..... | 4 | 1 | 3 | 9 | 5 | 4 | 7 | 6 | 1 | 30 | 17 | 13 |
| 23 Maryland..... | 4,056 | 2,286 | 1,770 | 6,400 | 3,592 | 2,808 | 4,707 | 2,430 | 2,227 | 9,970 | 4,719 | 5,251 |
| 24 Massachusetts..... | 30 | 14 | 16 | 159 | 93 | 66 | 224 | 113 | 111 | 568 | 297 | 271 |
| 25 Michigan..... | 20 | 12 | 8 | 60 | 30 | 30 | 58 | 40 | 18 | 150 | 88 | 62 |
| 26 Minnesota..... | 2 | | 2 | 6 | 4 | 2 | 16 | 10 | 6 | 53 | 24 | 29 |
| 27 Mississippi..... | 37,960 | 21,365 | 16,595 | 45,907 | 24,435 | 21,472 | 30,777 | 15,206 | 15,571 | 56,990 | 25,277 | 31,713 |
| 28 Missouri..... | 1,736 | 1,049 | 737 | 2,380 | 1,458 | 922 | 1,911 | 1,077 | 834 | 5,213 | 2,537 | 2,631 |
| 29 Montana..... | 4 | 3 | 1 | 4 | 3 | 1 | 12 | 4 | 8 | 22 | 12 | 10 |
| 30 Nebraska..... | 7 | 5 | 2 | 15 | 9 | 6 | 27 | 15 | 12 | 93 | 42 | 51 |
| 31 Nevada..... | | | | 1 | 1 | | 1 | 1 | | 3 | | 3 |
| 32 New Hampshire..... | 2 | 1 | 1 | 10 | 6 | 4 | 4 | 3 | 1 | 7 | 4 | 3 |
| 33 New Jersey..... | 247 | 119 | 128 | 642 | 360 | 282 | 735 | 406 | 329 | 1,730 | 802 | 923 |
| 34 New Mexico..... | 8 | 7 | 1 | 23 | 7 | 16 | 30 | 17 | 13 | 62 | 24 | 38 |
| 35 New York..... | 37 | 49 | 38 | 606 | 313 | 293 | 707 | 360 | 347 | 1,639 | 800 | 839 |
| 36 North Carolina..... | 25,448 | 14,079 | 11,369 | 29,327 | 16,120 | 13,207 | 19,000 | 8,747 | 10,253 | 32,338 | 13,254 | 19,084 |
| 37 North Dakota..... | | | | 1 | | 1 | 1 | 1 | | 3 | 3 | |
| 38 Ohio..... | 137 | 75 | 62 | 466 | 236 | 230 | 546 | 311 | 235 | 1,325 | 1,018 | 307 |
| 39 Oklahoma..... | 121 | 77 | 44 | 150 | 89 | 61 | 127 | 68 | 59 | 299 | 188 | 161 |
| 40 Oregon..... | 2 | 2 | | 3 | 2 | 1 | 2 | 1 | 1 | 21 | 14 | 7 |
| 41 Pennsylvania..... | 299 | 145 | 154 | 1,081 | 638 | 443 | 1,567 | 949 | 618 | 4,074 | 2,323 | 1,746 |
| 42 Rhode Island..... | 3 | 1 | 2 | 39 | 26 | 13 | 62 | 33 | 29 | 174 | 91 | 83 |
| 43 South Carolina..... | 41,535 | 22,705 | 18,830 | 51,203 | 26,158 | 25,050 | 28,080 | 12,971 | 15,109 | 47,757 | 19,423 | 28,334 |
| 44 South Dakota..... | | | | | | | 3 | 1 | 2 | 11 | 8 | 3 |
| 45 Tennessee..... | 14,900 | 8,618 | 6,282 | 18,181 | 10,714 | 7,467 | 12,023 | 6,215 | 5,808 | 24,271 | 11,517 | 12,754 |
| 46 Texas..... | 14,648 | 8,441 | 6,207 | 13,931 | 10,734 | 8,197 | 14,123 | 7,200 | 6,923 | 29,700 | 13,508 | 16,192 |
| 47 Utah..... | | | | | | | 1 | 1 | | 2 | 2 | |
| 48 Vermont..... | 1 | 1 | | 5 | 3 | 2 | 4 | 2 | 2 | 16 | 12 | 4 |
| 49 Virginia..... | 22,354 | 13,087 | 9,267 | 26,962 | 16,070 | 10,892 | 16,141 | 8,330 | 7,811 | 31,469 | 14,577 | 16,892 |
| 50 Washington..... | | | | 8 | 5 | 3 | 13 | 7 | 6 | 50 | 28 | 22 |
| 51 West Virginia..... | 491 | 270 | 221 | 1,399 | 1,047 | 352 | 1,443 | 1,105 | 333 | 2,430 | 1,631 | 799 |
| 52 Wisconsin..... | 3 | 2 | 1 | 9 | 8 | 1 | 13 | 6 | 7 | 33 | 20 | 13 |
| 53 Wyoming..... | | | | 4 | 4 | | 28 | 22 | 6 | 40 | 35 | 5 |

¹ Includes all persons of negro descent.

ILLITERACY.

CLASSIFIED BY SEX AND AGE PERIODS, BY STATES AND TERRITORIES: 1900.

can neither read nor write or who can read but can not write.]

| 35 TO 44 YEARS. | | | 45 TO 54 YEARS. | | | 55 TO 64 YEARS. | | | 65 YEARS AND OVER. | | | AGE UNKNOWN. | | | |
|-----------------|---------|----------|-----------------|---------|----------|-----------------|---------|----------|--------------------|---------|----------|--------------|--------|----------|----|
| Total. | Males. | Females. | Total. | Males. | Females. | Total. | Males. | Females. | Total. | Males. | Females. | Total. | Males. | Females. | |
| 437,545 | 177,238 | 260,307 | 420,456 | 191,899 | 228,557 | 267,321 | 134,544 | 132,777 | 223,128 | 111,162 | 111,966 | 27,044 | 11,634 | 15,410 | 1 |
| 44,596 | 15,734 | 28,862 | 48,509 | 24,168 | 24,341 | 26,394 | 13,323 | 13,071 | 23,008 | 11,528 | 11,480 | 3,091 | 1,292 | 1,799 | 2 |
| 8 | 3 | 5 | 1 | 1 | 1 | 22 | 16 | 6 | 12 | 7 | 5 | 1,827 | 752 | 1,075 | 3 |
| 48 | 33 | 15 | 39 | 26 | 13 | 10,434 | 5,461 | 4,973 | 7,546 | 3,937 | 3,609 | 34 | 10 | 24 | 4 |
| 16,493 | 6,095 | 10,398 | 19,203 | 9,577 | 9,626 | 210 | 104 | 106 | 217 | 117 | 100 | 217 | 117 | 100 | 5 |
| 230 | 105 | 125 | 287 | 126 | 161 | 161 | 79 | 82 | 86 | 35 | 51 | 44 | 19 | 25 | 6 |
| 222 | 104 | 118 | 245 | 108 | 137 | 207 | 102 | 105 | 227 | 103 | 124 | 18 | 8 | 10 | 7 |
| 271 | 109 | 162 | 339 | 146 | 193 | 207 | 102 | 105 | 227 | 103 | 124 | 18 | 8 | 10 | 8 |
| 1,814 | 826 | 988 | 1,534 | 746 | 788 | 1,075 | 518 | 557 | 853 | 382 | 471 | 137 | 52 | 85 | 9 |
| 3,772 | 1,262 | 2,510 | 4,243 | 1,534 | 2,709 | 2,510 | 1,060 | 1,450 | 2,097 | 788 | 1,309 | 22 | 6 | 16 | 10 |
| 10,665 | 4,449 | 6,216 | 9,654 | 4,440 | 5,214 | 5,770 | 2,905 | 2,865 | 4,741 | 2,373 | 2,368 | 595 | 268 | 327 | 11 |
| 57,359 | 23,300 | 34,059 | 49,050 | 21,947 | 27,103 | 31,434 | 16,254 | 15,180 | 26,081 | 13,449 | 12,632 | 2,224 | 948 | 1,276 | 12 |
| 7 | 5 | 2 | 11 | 9 | 2 | 6 | 6 | 3 | 3 | 3 | 3 | 1 | 1 | 1 | 13 |
| 15 | 8 | 7 | 11 | 4 | 7 | 5 | 4 | 1 | 1 | 1 | 1 | 2 | 1 | 1 | 14 |
| 2,526 | 1,093 | 1,433 | 2,749 | 1,206 | 1,543 | 2,063 | 986 | 1,077 | 1,798 | 816 | 982 | 371 | 148 | 223 | 15 |
| 2,198 | 1,075 | 1,123 | 2,548 | 1,171 | 1,377 | 1,724 | 909 | 815 | 1,433 | 686 | 747 | 247 | 98 | 154 | 16 |
| 1,628 | 739 | 889 | 1,629 | 835 | 794 | 899 | 470 | 429 | 674 | 336 | 338 | 272 | 123 | 149 | 17 |
| 349 | 190 | 159 | 448 | 222 | 226 | 323 | 160 | 163 | 293 | 156 | 137 | 116 | 51 | 65 | 18 |
| 1,449 | 547 | 902 | 2,204 | 957 | 1,247 | 1,821 | 911 | 910 | 1,785 | 921 | 864 | 294 | 118 | 176 | 19 |
| 17,382 | 8,251 | 9,131 | 15,977 | 7,450 | 8,527 | 10,151 | 4,963 | 5,188 | 8,322 | 3,893 | 4,429 | 1,884 | 828 | 1,056 | 20 |
| 39,705 | 17,407 | 22,298 | 32,959 | 15,032 | 17,927 | 20,856 | 10,089 | 10,767 | 17,774 | 8,458 | 9,316 | 1,658 | 734 | 924 | 21 |
| 28 | 10 | 18 | 28 | 16 | 12 | 20 | 11 | 9 | 26 | 14 | 12 | 3 | 3 | 3 | 22 |
| 11,925 | 5,350 | 6,575 | 11,403 | 5,100 | 6,303 | 7,611 | 3,644 | 3,967 | 5,863 | 2,658 | 3,205 | 1,098 | 511 | 587 | 23 |
| 521 | 239 | 282 | 613 | 213 | 405 | 385 | 132 | 253 | 310 | 98 | 212 | 38 | 8 | 30 | 24 |
| 209 | 116 | 93 | 267 | 143 | 124 | 282 | 146 | 136 | 358 | 181 | 177 | 22 | 12 | 10 | 25 |
| 62 | 24 | 38 | 86 | 35 | 51 | 62 | 35 | 27 | 44 | 20 | 24 | 6 | 2 | 4 | 26 |
| 47,762 | 19,725 | 28,037 | 40,595 | 17,597 | 22,998 | 28,075 | 14,385 | 13,690 | 23,759 | 12,579 | 11,180 | 1,437 | 562 | 925 | 27 |
| 7,036 | 3,122 | 3,914 | 7,691 | 3,329 | 4,362 | 5,067 | 2,371 | 2,696 | 4,413 | 1,974 | 2,439 | 888 | 369 | 519 | 28 |
| 41 | 20 | 21 | 34 | 18 | 16 | 16 | 11 | 5 | 15 | 8 | 7 | 4 | 1 | 3 | 29 |
| 147 | 64 | 83 | 162 | 67 | 95 | 92 | 42 | 50 | 81 | 35 | 46 | 9 | 2 | 7 | 30 |
| 4 | 1 | 3 | 7 | 4 | 3 | 4 | 4 | 3 | 8 | 5 | 3 | 1 | 1 | 1 | 31 |
| 17 | 11 | 6 | 12 | 7 | 5 | 10 | 6 | 4 | 5 | 3 | 2 | 3 | 3 | 3 | 32 |
| 1,957 | 796 | 1,161 | 1,989 | 804 | 1,185 | 1,263 | 565 | 698 | 1,151 | 486 | 665 | 168 | 66 | 102 | 33 |
| 47 | 26 | 21 | 48 | 28 | 20 | 32 | 20 | 12 | 14 | 6 | 8 | 7 | 5 | 2 | 34 |
| 1,807 | 681 | 1,126 | 1,869 | 728 | 1,141 | 1,200 | 507 | 693 | 1,119 | 434 | 685 | 96 | 31 | 65 | 35 |
| 29,292 | 10,189 | 19,103 | 32,262 | 14,424 | 17,838 | 21,313 | 11,265 | 10,048 | 17,502 | 8,898 | 8,604 | 1,650 | 712 | 988 | 36 |
| 4 | 2 | 2 | 10 | 4 | 6 | 5 | 4 | 1 | 7 | 5 | 2 | 3 | 3 | 3 | 37 |
| 2,683 | 1,366 | 1,317 | 3,133 | 1,515 | 1,618 | 2,537 | 1,312 | 1,225 | 2,397 | 1,161 | 1,236 | 333 | 130 | 203 | 38 |
| 554 | 175 | 379 | 858 | 353 | 505 | 809 | 431 | 378 | 647 | 337 | 290 | 63 | 21 | 42 | 39 |
| 19 | 11 | 8 | 16 | 11 | 5 | 10 | 6 | 4 | 14 | 9 | 5 | 2 | 1 | 1 | 40 |
| 4,290 | 2,146 | 2,144 | 3,717 | 1,711 | 2,006 | 2,251 | 1,040 | 1,211 | 1,984 | 751 | 1,233 | 269 | 126 | 143 | 41 |
| 223 | 84 | 139 | 237 | 97 | 140 | 181 | 78 | 103 | 114 | 32 | 82 | 30 | 10 | 20 | 42 |
| 39,347 | 15,273 | 24,074 | 32,909 | 13,719 | 19,190 | 23,446 | 12,166 | 11,280 | 18,953 | 9,773 | 9,180 | 648 | 293 | 355 | 43 |
| 12 | 6 | 6 | 12 | 7 | 5 | 8 | 6 | 2 | 4 | 1 | 3 | 1 | 1 | 1 | 44 |
| 22,569 | 8,926 | 13,643 | 25,029 | 11,479 | 13,550 | 16,120 | 8,245 | 7,875 | 12,757 | 6,166 | 6,591 | 1,934 | 848 | 1,086 | 45 |
| 27,908 | 10,743 | 17,165 | 28,547 | 13,777 | 14,770 | 16,162 | 8,046 | 8,116 | 13,372 | 6,823 | 6,549 | 3,747 | 1,647 | 2,100 | 46 |
| 12 | 2 | 10 | 9 | 4 | 5 | 4 | 3 | 1 | 8 | 5 | 3 | 1 | 1 | 1 | 47 |
| 17 | 6 | 11 | 21 | 13 | 8 | 17 | 11 | 6 | 16 | 12 | 4 | 2 | 1 | 1 | 48 |
| 36,379 | 15,681 | 20,698 | 35,452 | 16,067 | 19,385 | 23,242 | 11,164 | 12,078 | 20,421 | 10,275 | 10,146 | 1,416 | 670 | 746 | 49 |
| 80 | 48 | 32 | 58 | 34 | 24 | 32 | 15 | 17 | 14 | 7 | 7 | 4 | 2 | 2 | 50 |
| 1,764 | 995 | 769 | 1,604 | 835 | 769 | 954 | 523 | 431 | 731 | 382 | 369 | 262 | 133 | 129 | 51 |
| 38 | 17 | 21 | 54 | 35 | 19 | 28 | 13 | 15 | 66 | 32 | 34 | 6 | 5 | 1 | 52 |
| 27 | 17 | 10 | 23 | 14 | 9 | 15 | 11 | 4 | 3 | 2 | 1 | 1 | 1 | 1 | 53 |

*Includes persons in the military and naval service of the United States (including civilian employees, etc.) stationed abroad, not credited to any state or territory.

STATISTICS OF POPULATION.

TABLE 73.—TOTAL ILLITERATE POPULATION 10 YEARS OF AGE AND OVER IN THE UNITED STATES,

[The designation "native white—native parents" comprehends all native white persons having either both parents native born, one parent native born and one both parents

| | DEGREE OF ILLITERACY, GENERAL NATIVITY, AND COLOR. | 10 TO 14 YEARS. | | | 15 TO 20 YEARS. | | | 21 TO 24 YEARS. | | | 25 TO 34 YEARS. | | |
|----|--|-----------------|---------|----------|-----------------|---------|----------|-----------------|---------|----------|-----------------|---------|----------|
| | | Total. | Males. | Females. | Total. | Males. | Females. | Total. | Males. | Females. | Total. | Males. | Females. |
| 1 | All illiterates ¹ | 579,947 | 327,188 | 252,759 | 727,723 | 400,328 | 327,395 | 508,871 | 264,646 | 244,225 | 1,125,570 | 560,363 | 565,207 |
| 2 | Native born | 562,289 | 317,828 | 244,461 | 642,294 | 356,794 | 285,500 | 414,607 | 213,089 | 201,518 | 825,202 | 392,026 | 433,176 |
| 3 | Foreign born | 17,658 | 9,360 | 8,298 | 85,429 | 43,534 | 41,895 | 94,264 | 51,557 | 42,707 | 300,368 | 168,337 | 132,031 |
| 4 | White (total)..... | 240,843 | 138,355 | 102,488 | 316,833 | 179,478 | 137,355 | 233,231 | 127,075 | 106,156 | 585,104 | 310,358 | 274,746 |
| 5 | Native white | 223,444 | 129,130 | 94,314 | 235,759 | 139,155 | 96,604 | 147,388 | 81,590 | 65,798 | 308,308 | 159,905 | 148,403 |
| 6 | Native parents | 205,800 | 119,264 | 86,536 | 210,726 | 124,497 | 86,229 | 132,199 | 72,881 | 59,318 | 272,922 | 140,697 | 132,225 |
| 7 | Foreign parents | 17,644 | 9,866 | 7,778 | 25,033 | 14,658 | 10,375 | 15,189 | 8,709 | 6,480 | 35,386 | 19,208 | 16,178 |
| 8 | Foreign white | 17,999 | 9,225 | 8,174 | 81,074 | 40,323 | 40,751 | 85,843 | 45,485 | 40,358 | 276,796 | 150,453 | 126,343 |
| 9 | Colored (total) ² | 339,104 | 188,838 | 150,271 | 410,890 | 220,850 | 190,040 | 275,640 | 137,571 | 133,069 | 540,466 | 250,005 | 290,461 |
| 10 | Persons of negro descent. | 323,994 | 183,542 | 145,452 | 393,254 | 211,362 | 181,892 | 259,665 | 127,923 | 131,742 | 496,313 | 222,649 | 273,664 |
| 11 | Illiterates who can read but can not write. | 82,174 | 47,135 | 35,039 | 104,199 | 58,970 | 45,229 | 65,072 | 32,354 | 32,713 | 153,959 | 69,519 | 84,440 |
| 12 | Native born | 81,142 | 46,555 | 34,587 | 97,813 | 55,922 | 41,891 | 57,603 | 28,710 | 28,893 | 125,762 | 55,826 | 69,936 |
| 13 | Foreign born | 1,032 | 580 | 452 | 6,386 | 3,048 | 3,338 | 7,469 | 3,644 | 3,820 | 28,197 | 13,693 | 14,504 |
| 14 | White (total)..... | 44,691 | 26,419 | 18,272 | 52,458 | 30,986 | 21,472 | 33,324 | 17,243 | 16,081 | 90,625 | 42,157 | 48,468 |
| 15 | Native white | 43,669 | 25,845 | 17,824 | 46,184 | 28,023 | 18,161 | 26,007 | 13,699 | 12,308 | 62,974 | 28,900 | 34,074 |
| 16 | Native parents | 41,979 | 24,832 | 17,147 | 43,170 | 26,150 | 17,020 | 24,033 | 12,540 | 11,493 | 57,137 | 25,807 | 31,330 |
| 17 | Foreign parents | 1,690 | 1,013 | 677 | 3,014 | 1,873 | 1,441 | 1,974 | 1,159 | 815 | 5,837 | 3,093 | 2,744 |
| 18 | Foreign white | 1,022 | 574 | 448 | 6,274 | 2,963 | 3,311 | 7,317 | 3,544 | 3,773 | 27,651 | 13,257 | 14,394 |
| 19 | Colored (total) ² | 37,483 | 20,716 | 16,767 | 51,741 | 27,984 | 23,757 | 31,748 | 15,111 | 16,637 | 63,334 | 27,362 | 35,972 |
| 20 | Persons of negro descent.. | 37,103 | 20,509 | 16,594 | 51,165 | 27,654 | 23,511 | 31,389 | 14,874 | 16,515 | 62,500 | 26,780 | 35,720 |
| 21 | Illiterates who can neither read nor write. | 497,773 | 280,053 | 217,720 | 623,524 | 341,358 | 282,166 | 443,799 | 232,292 | 211,507 | 971,611 | 490,844 | 480,767 |
| 22 | Native born | 481,147 | 271,273 | 209,874 | 544,481 | 300,872 | 243,609 | 357,004 | 184,379 | 172,625 | 699,440 | 336,200 | 363,240 |
| 23 | Foreign born | 16,626 | 8,780 | 7,846 | 79,043 | 40,486 | 38,557 | 86,795 | 47,913 | 38,882 | 272,171 | 154,644 | 117,527 |
| 24 | White (total)..... | 196,152 | 111,936 | 84,216 | 264,375 | 148,492 | 115,833 | 199,907 | 109,832 | 90,075 | 494,479 | 268,201 | 226,278 |
| 25 | Native white | 179,775 | 103,285 | 76,490 | 189,575 | 111,132 | 78,443 | 121,381 | 67,891 | 53,490 | 245,334 | 131,005 | 114,329 |
| 26 | Native parents | 163,821 | 94,432 | 69,389 | 167,556 | 98,347 | 69,209 | 108,166 | 60,341 | 47,825 | 215,785 | 114,890 | 100,895 |
| 27 | Foreign parents | 15,954 | 8,853 | 7,101 | 22,019 | 12,785 | 9,234 | 13,215 | 7,550 | 5,665 | 29,549 | 16,115 | 13,434 |
| 28 | Foreign white | 16,377 | 8,651 | 7,726 | 74,800 | 37,360 | 37,440 | 78,526 | 41,941 | 36,585 | 249,145 | 137,196 | 111,949 |
| 29 | Colored (total) ² | 301,621 | 168,117 | 133,504 | 359,149 | 192,866 | 166,283 | 243,892 | 122,460 | 121,432 | 477,132 | 222,643 | 254,489 |
| 30 | Persons of negro descent.. | 291,891 | 163,033 | 128,858 | 342,089 | 183,708 | 158,381 | 228,276 | 113,049 | 115,227 | 433,813 | 195,869 | 237,944 |

¹ Includes persons in the military and naval service of the United States (including civilian employees, etc.) stationed abroad, not credited to any state or territory.

ILLITERACY.

CLASSIFIED BY DEGREE OF ILLITERACY, GENERAL NATIVITY, COLOR, SEX, AND AGE PERIODS: 1900.

parent unknown, or both parents unknown, while the designation "native white—foreign parents" comprehends all native white persons having either one or foreign born.]

| 35 TO 44 YEARS. | | | 45 TO 54 YEARS. | | | 55 TO 64 YEARS. | | | 65 YEARS AND OVER. | | | AGE UNKNOWN. | | | |
|-----------------|---------|----------|-----------------|---------|----------|-----------------|---------|----------|--------------------|---------|----------|--------------|--------|----------|----|
| Total. | Males. | Females. | Total. | Males. | Females. | Total. | Males. | Females. | Total. | Males. | Females. | Total. | Males. | Females. | |
| 1,045,370 | 481,837 | 563,533 | 948,961 | 443,120 | 505,841 | 644,853 | 292,184 | 352,669 | 612,829 | 259,950 | 352,879 | 52,733 | 25,440 | 27,293 | 1 |
| 771,836 | 335,420 | 436,416 | 729,194 | 340,054 | 389,140 | 465,411 | 218,862 | 246,549 | 427,844 | 188,332 | 239,512 | 43,820 | 19,755 | 24,065 | 2 |
| 273,534 | 146,417 | 127,117 | 219,767 | 103,066 | 116,701 | 179,442 | 73,322 | 106,120 | 184,985 | 71,618 | 113,367 | 8,913 | 5,685 | 3,228 | 3 |
| 571,539 | 280,730 | 290,809 | 503,015 | 234,894 | 268,121 | 363,203 | 149,124 | 214,079 | 378,774 | 143,539 | 235,235 | 17,063 | 8,567 | 8,496 | 4 |
| 315,249 | 149,336 | 165,913 | 292,929 | 140,526 | 152,403 | 188,017 | 79,623 | 108,394 | 195,173 | 72,915 | 122,258 | 10,167 | 4,855 | 5,312 | 5 |
| 280,509 | 131,777 | 148,732 | 267,158 | 128,178 | 138,980 | 174,365 | 73,445 | 100,920 | 183,877 | 68,169 | 115,708 | 9,494 | 4,519 | 4,975 | 6 |
| 34,740 | 17,559 | 17,181 | 25,771 | 12,348 | 13,423 | 13,652 | 6,178 | 7,474 | 11,296 | 4,746 | 6,550 | 673 | 336 | 337 | 7 |
| 256,290 | 131,394 | 124,896 | 210,086 | 94,368 | 115,718 | 175,186 | 69,501 | 105,685 | 183,601 | 70,624 | 112,977 | 6,896 | 3,712 | 3,184 | 8 |
| 473,831 | 231,107 | 242,724 | 445,946 | 208,226 | 237,720 | 281,650 | 143,060 | 138,590 | 234,055 | 116,411 | 117,644 | 35,670 | 16,373 | 18,797 | 9 |
| 437,545 | 177,238 | 260,307 | 420,456 | 191,899 | 228,557 | 267,321 | 134,544 | 132,777 | 223,128 | 111,162 | 111,966 | 27,044 | 11,634 | 15,410 | 10 |
| 163,782 | 67,356 | 96,426 | 152,737 | 65,804 | 86,933 | 112,455 | 41,832 | 70,623 | 118,177 | 37,330 | 80,847 | 4,287 | 1,909 | 2,378 | 11 |
| 130,810 | 52,800 | 78,010 | 115,680 | 52,690 | 62,990 | 71,975 | 29,216 | 42,759 | 69,636 | 22,216 | 47,420 | 3,456 | 1,632 | 1,824 | 12 |
| 32,972 | 14,556 | 18,416 | 37,057 | 13,114 | 23,943 | 40,480 | 12,616 | 27,864 | 48,541 | 15,114 | 33,427 | 831 | 277 | 554 | 13 |
| 108,862 | 44,822 | 64,040 | 112,887 | 44,055 | 68,832 | 94,004 | 30,314 | 63,690 | 107,313 | 30,764 | 76,559 | 2,195 | 894 | 1,301 | 14 |
| 76,494 | 30,785 | 45,709 | 76,211 | 31,258 | 44,953 | 53,714 | 17,852 | 35,862 | 58,853 | 15,684 | 43,169 | 1,333 | 635 | 748 | 15 |
| 68,480 | 27,375 | 41,105 | 69,224 | 28,578 | 40,646 | 49,632 | 16,484 | 33,148 | 55,250 | 14,595 | 40,655 | 1,316 | 605 | 711 | 16 |
| 8,014 | 3,410 | 4,604 | 6,987 | 2,680 | 4,307 | 4,082 | 1,368 | 2,714 | 3,603 | 1,089 | 2,514 | 67 | 30 | 37 | 17 |
| 32,368 | 14,037 | 18,331 | 36,676 | 12,797 | 23,879 | 40,290 | 12,462 | 27,828 | 48,460 | 15,070 | 33,390 | 812 | 259 | 553 | 18 |
| 54,920 | 22,534 | 32,386 | 39,850 | 21,749 | 18,101 | 18,451 | 11,518 | 6,933 | 10,864 | 6,576 | 4,288 | 2,092 | 1,015 | 1,077 | 19 |
| 54,023 | 21,864 | 32,159 | 39,253 | 21,301 | 17,952 | 18,168 | 11,327 | 6,841 | 10,717 | 6,484 | 4,233 | 2,044 | 981 | 1,063 | 20 |
| 881,588 | 414,481 | 467,107 | 796,224 | 377,316 | 418,908 | 532,398 | 250,352 | 282,046 | 494,652 | 222,620 | 272,032 | 48,446 | 23,531 | 24,915 | 21 |
| 641,026 | 282,620 | 358,406 | 613,514 | 287,364 | 326,150 | 393,436 | 189,646 | 203,790 | 358,208 | 166,116 | 192,092 | 40,364 | 18,123 | 22,241 | 22 |
| 240,562 | 131,861 | 108,701 | 182,710 | 89,952 | 92,758 | 138,962 | 60,706 | 78,256 | 136,444 | 56,504 | 79,940 | 8,082 | 5,408 | 2,674 | 23 |
| 462,677 | 235,908 | 226,769 | 390,128 | 190,839 | 199,289 | 269,199 | 118,810 | 150,389 | 271,461 | 112,785 | 158,676 | 14,868 | 7,673 | 7,195 | 24 |
| 238,755 | 118,551 | 120,204 | 216,718 | 109,268 | 107,450 | 134,303 | 61,771 | 72,532 | 136,320 | 57,231 | 79,089 | 3,784 | 4,220 | 4,564 | 25 |
| 212,029 | 104,402 | 107,627 | 197,934 | 99,600 | 98,334 | 124,733 | 56,961 | 67,772 | 128,627 | 53,574 | 75,053 | 3,178 | 3,914 | 4,264 | 26 |
| 26,726 | 14,149 | 12,577 | 18,784 | 9,668 | 9,116 | 9,570 | 4,810 | 4,760 | 7,693 | 3,657 | 4,036 | 606 | 306 | 300 | 27 |
| 223,922 | 117,357 | 106,565 | 173,410 | 81,571 | 91,839 | 134,896 | 57,039 | 77,857 | 135,141 | 55,554 | 79,587 | 6,084 | 3,453 | 2,631 | 28 |
| 418,911 | 178,573 | 240,338 | 406,096 | 186,477 | 219,619 | 263,199 | 131,542 | 131,657 | 223,191 | 109,835 | 113,356 | 33,578 | 15,858 | 17,720 | 29 |
| 383,522 | 155,374 | 228,148 | 381,203 | 170,598 | 210,605 | 249,153 | 123,217 | 125,936 | 212,411 | 104,678 | 107,733 | 25,000 | 10,653 | 14,347 | 30 |

² Persons of negro descent, Chinese, Japanese, and Indians.

STATISTICS OF POPULATION.

TABLE 74.—TOTAL ILLITERATE POPULATION 10 YEARS OF AGE AND OVER, CLASSIFIED BY SEX AND DEGREE OF ILLITERACY, FOR CITIES HAVING 25,000 INHABITANTS OR MORE: 1900.

| CITIES. | AGGREGATE. | | | NUMBER WHO CAN READ BUT CAN NOT WRITE. | | | NUMBER WHO CAN NEITHER READ NOR WRITE. | | |
|---------------------------|------------|--------|----------|--|--------|----------|--|--------|----------|
| | Total. | Males. | Females. | Total. | Males. | Females. | Total. | Males. | Females. |
| Akron, Ohio..... | 719 | 319 | 400 | 148 | 59 | 89 | 571 | 260 | 311 |
| Albany, N. Y..... | 2,181 | 807 | 1,374 | 466 | 140 | 326 | 1,715 | 667 | 1,048 |
| Allegheny, Pa..... | 4,685 | 2,913 | 1,772 | 694 | 350 | 344 | 3,991 | 2,563 | 1,428 |
| Allentown, Pa..... | 1,059 | 363 | 696 | 261 | 38 | 223 | 798 | 325 | 473 |
| Altoona, Pa..... | 628 | 280 | 348 | 147 | 36 | 111 | 481 | 244 | 237 |
| Atlanta, Ga..... | 11,406 | 4,171 | 7,235 | 1,294 | 505 | 789 | 10,112 | 3,666 | 6,446 |
| Atlantic City, N. J..... | 1,145 | 478 | 667 | 138 | 42 | 96 | 1,007 | 436 | 571 |
| Auburn, N. Y..... | 723 | 343 | 381 | 147 | 52 | 95 | 576 | 290 | 286 |
| Augusta, Ga..... | 6,879 | 2,576 | 4,303 | 920 | 365 | 555 | 5,959 | 2,211 | 3,748 |
| Baltimore, Md..... | 29,148 | 11,229 | 17,919 | 3,600 | 1,226 | 2,374 | 25,548 | 10,003 | 15,545 |
| Bay City, Mich..... | 1,265 | 575 | 690 | 308 | 108 | 200 | 957 | 467 | 490 |
| Bayonne, N. J..... | 2,092 | 988 | 1,104 | 280 | 121 | 159 | 1,812 | 867 | 945 |
| Binghamton, N. Y..... | 712 | 298 | 414 | 144 | 48 | 96 | 568 | 250 | 318 |
| Birmingham, Ala..... | 5,986 | 2,596 | 3,390 | 657 | 268 | 389 | 5,329 | 2,328 | 3,001 |
| Boston, Mass..... | 23,320 | 8,664 | 14,656 | 2,695 | 749 | 1,946 | 20,625 | 7,915 | 12,710 |
| Bridgeport, Conn..... | 2,999 | 1,314 | 1,685 | 509 | 175 | 334 | 2,490 | 1,139 | 1,351 |
| Brockton, Mass..... | 1,033 | 462 | 571 | 261 | 101 | 160 | 772 | 361 | 411 |
| Buffalo, N. Y..... | 13,152 | 5,460 | 7,692 | 2,710 | 1,005 | 1,705 | 10,442 | 4,455 | 5,987 |
| Butte, Mont..... | 592 | 361 | 231 | 89 | 46 | 43 | 503 | 315 | 188 |
| Cambridge, Mass..... | 3,388 | 1,152 | 2,236 | 651 | 176 | 475 | 2,737 | 976 | 1,761 |
| Camden, N. J..... | 2,414 | 1,070 | 1,344 | 437 | 171 | 266 | 1,977 | 899 | 1,078 |
| Canton, Ohio..... | 462 | 177 | 285 | 94 | 22 | 72 | 368 | 155 | 213 |
| Cedar Rapids, Iowa..... | 494 | 135 | 299 | 146 | 32 | 114 | 288 | 103 | 185 |
| Charleston, S. C..... | 7,763 | 2,803 | 4,960 | 1,142 | 436 | 706 | 6,621 | 2,367 | 4,254 |
| Chattanooga, Tenn..... | 3,816 | 1,699 | 2,117 | 598 | 267 | 331 | 3,218 | 1,432 | 1,786 |
| Chelsea, Mass..... | 1,329 | 524 | 805 | 205 | 69 | 136 | 1,124 | 455 | 669 |
| Chester, Pa..... | 1,869 | 916 | 953 | 288 | 132 | 156 | 1,581 | 784 | 797 |
| Chicago, Ill..... | 51,142 | 22,172 | 28,970 | 9,377 | 3,555 | 5,822 | 41,765 | 18,617 | 23,148 |
| Cincinnati, Ohio..... | 8,848 | 3,271 | 5,577 | 1,472 | 434 | 1,038 | 7,376 | 2,837 | 4,539 |
| Cleveland, Ohio..... | 14,091 | 6,139 | 7,952 | 2,602 | 978 | 1,624 | 11,489 | 5,161 | 6,328 |
| Columbus, Ohio..... | 3,290 | 1,564 | 1,726 | 617 | 226 | 391 | 2,673 | 1,338 | 1,335 |
| Council Bluffs, Iowa..... | 462 | 207 | 255 | 103 | 45 | 58 | 359 | 162 | 197 |
| Covington, Ky..... | 1,526 | 659 | 867 | 332 | 123 | 209 | 1,194 | 586 | 608 |
| Dallas, Tex..... | 2,477 | 991 | 1,486 | 321 | 139 | 182 | 2,156 | 852 | 1,304 |
| Davenport, Iowa..... | 489 | 168 | 321 | 113 | 33 | 80 | 376 | 135 | 241 |
| Dayton, Ohio..... | 1,797 | 712 | 1,085 | 414 | 120 | 294 | 1,383 | 592 | 791 |
| Denver, Colo..... | 1,979 | 776 | 1,203 | 353 | 109 | 244 | 1,626 | 667 | 959 |
| Des Moines, Iowa..... | 1,003 | 485 | 518 | 219 | 92 | 127 | 784 | 393 | 391 |
| Detroit, Mich..... | 9,062 | 3,874 | 5,188 | 2,111 | 746 | 1,365 | 6,951 | 3,128 | 3,823 |
| Dubuque, Iowa..... | 595 | 162 | 373 | 121 | 25 | 96 | 414 | 137 | 277 |
| Duluth, Minn..... | 1,495 | 762 | 733 | 280 | 105 | 175 | 1,215 | 657 | 558 |
| Easton, Pa..... | 459 | 164 | 295 | 152 | 40 | 112 | 307 | 124 | 183 |
| East St. Louis, Ill..... | 1,560 | 772 | 788 | 205 | 85 | 120 | 1,355 | 687 | 668 |
| Elizabeth, N. J..... | 2,542 | 1,339 | 1,203 | 189 | 71 | 118 | 2,353 | 1,268 | 1,085 |
| Elmira, N. Y..... | 942 | 443 | 499 | 141 | 44 | 97 | 801 | 399 | 402 |
| Erie, Pa..... | 1,270 | 684 | 586 | 196 | 76 | 120 | 1,074 | 608 | 466 |
| Evansville, Ind..... | 2,790 | 1,226 | 1,564 | 482 | 211 | 271 | 2,308 | 1,015 | 1,293 |
| Fall River, Mass..... | 12,110 | 5,089 | 7,021 | 1,417 | 456 | 962 | 10,693 | 4,634 | 6,059 |
| Fitchburg, Mass..... | 1,610 | 785 | 825 | 231 | 92 | 139 | 1,379 | 693 | 686 |
| Fort Wayne, Ind..... | 653 | 264 | 389 | 178 | 50 | 128 | 475 | 214 | 261 |
| Fort Worth, Tex..... | 1,113 | 424 | 689 | 147 | 50 | 97 | 966 | 374 | 592 |
| Galveston, Tex..... | 2,250 | 795 | 1,455 | 360 | 135 | 225 | 1,890 | 660 | 1,230 |
| Gloucester, Mass..... | 1,151 | 544 | 607 | 178 | 88 | 90 | 973 | 456 | 517 |
| Grand Rapids, Mich..... | 2,136 | 862 | 1,274 | 557 | 184 | 373 | 1,579 | 678 | 901 |
| Harrisburg, Pa..... | 1,463 | 623 | 840 | 333 | 120 | 213 | 1,130 | 508 | 622 |
| Hartford, Conn..... | 3,511 | 1,572 | 1,939 | 379 | 117 | 262 | 3,132 | 1,455 | 1,677 |
| Haverhill, Mass..... | 1,540 | 623 | 917 | 141 | 57 | 84 | 1,399 | 571 | 828 |
| Hoboken, N. J..... | 1,607 | 657 | 950 | 125 | 39 | 86 | 1,482 | 618 | 864 |
| Holyoke, Mass..... | 4,001 | 1,674 | 2,327 | 324 | 111 | 213 | 3,677 | 1,563 | 2,114 |
| Honolulu, Hawaii..... | 6,530 | 3,699 | 2,831 | 113 | 66 | 47 | 6,417 | 3,633 | 2,784 |
| Houston, Tex..... | 4,137 | 1,604 | 2,533 | 506 | 197 | 309 | 3,631 | 1,407 | 2,224 |
| Indianapolis, Ind..... | 6,004 | 2,686 | 3,318 | 1,136 | 421 | 715 | 4,818 | 2,215 | 2,603 |
| Jackson, Mich..... | 366 | 151 | 185 | 64 | 35 | 29 | 302 | 146 | 156 |
| Jacksonville, Fla..... | 3,204 | 1,160 | 2,044 | 419 | 159 | 260 | 2,785 | 1,001 | 1,784 |
| Jersey City, N. J..... | 7,171 | 3,379 | 3,792 | 634 | 252 | 382 | 6,537 | 3,127 | 3,410 |
| Johnstown, Pa..... | 2,533 | 1,672 | 861 | 267 | 98 | 169 | 2,266 | 1,574 | 692 |
| Joliet, Ill..... | 1,465 | 777 | 688 | 200 | 75 | 125 | 1,265 | 702 | 563 |
| Joplin, Mo..... | 516 | 251 | 265 | 131 | 60 | 71 | 385 | 191 | 194 |
| Kansas City, Kans..... | 2,237 | 1,044 | 1,193 | 446 | 206 | 240 | 1,791 | 838 | 953 |
| Kansas City, Mo..... | 5,258 | 2,273 | 2,985 | 806 | 324 | 482 | 4,452 | 1,949 | 2,503 |
| Knoxville, Tenn..... | 3,040 | 1,217 | 1,823 | 555 | 209 | 346 | 2,485 | 1,008 | 1,477 |
| La Crosse, Wis..... | 510 | 199 | 311 | 113 | 45 | 68 | 397 | 154 | 243 |
| Lancaster, Pa..... | 798 | 317 | 481 | 162 | 40 | 122 | 636 | 277 | 359 |
| Lawrence, Mass..... | 4,191 | 1,859 | 2,332 | 558 | 188 | 370 | 3,633 | 1,671 | 1,962 |
| Lexington, Ky..... | 3,128 | 1,228 | 1,900 | 246 | 90 | 156 | 2,882 | 1,138 | 1,744 |
| Lincoln, Nebr..... | 607 | 223 | 384 | 163 | 54 | 109 | 444 | 169 | 275 |
| Little Rock, Ark..... | 3,863 | 1,653 | 2,210 | 495 | 183 | 312 | 3,368 | 1,470 | 1,898 |
| Los Angeles, Cal..... | 1,966 | 942 | 1,024 | 226 | 86 | 140 | 1,740 | 856 | 874 |
| Louisville, Ky..... | 14,667 | 6,334 | 8,333 | 1,978 | 785 | 1,193 | 12,589 | 5,549 | 7,040 |
| Lowell, Mass..... | 6,843 | 3,040 | 3,803 | 1,182 | 409 | 773 | 5,661 | 2,631 | 3,030 |
| Lynn, Mass..... | 1,540 | 625 | 915 | 214 | 59 | 155 | 1,326 | 566 | 760 |
| McKeesport, Pa..... | 1,913 | 1,103 | 810 | 229 | 107 | 122 | 1,684 | 996 | 688 |
| Malden, Mass..... | 664 | 234 | 430 | 121 | 39 | 91 | 543 | 204 | 339 |
| Manchester, N. H..... | 4,055 | 1,911 | 2,144 | 612 | 233 | 379 | 3,443 | 1,623 | 1,820 |
| Memphis, Tenn..... | 14,989 | 6,837 | 8,152 | 1,876 | 899 | 977 | 13,113 | 5,938 | 7,175 |

ILLITERACY.

TABLE 74.—TOTAL ILLITERATE POPULATION 10 YEARS OF AGE AND OVER, CLASSIFIED BY SEX AND DEGREE OF ILLITERACY, FOR CITIES HAVING 25,000 INHABITANTS OR MORE: 1900—Continued.

| CITIES. | AGGREGATE. | | | NUMBER WHO CAN READ BUT CAN NOT WRITE. | | | NUMBER WHO CAN NEITHER READ NOR WRITE. | | |
|------------------------------|------------|--------|----------|--|--------|----------|--|--------|----------|
| | Total. | Males. | Females. | Total. | Males. | Females. | Total. | Males. | Females. |
| Milwaukee, Wis. | 8,243 | 3,206 | 5,037 | 2,060 | 643 | 1,417 | 6,183 | 2,563 | 3,620 |
| Minneapolis, Minn. | 2,977 | 1,262 | 1,715 | 881 | 291 | 590 | 2,096 | 971 | 1,125 |
| Mobile, Ala. | 6,493 | 2,647 | 3,846 | 576 | 221 | 355 | 5,917 | 2,426 | 3,491 |
| Montgomery, Ala. | 6,473 | 2,302 | 4,176 | 553 | 216 | 337 | 5,925 | 2,086 | 3,839 |
| Nashville, Tenn. | 9,460 | 3,704 | 5,756 | 1,326 | 561 | 765 | 8,134 | 3,143 | 4,991 |
| Newark, N. J. | 11,715 | 5,022 | 6,693 | 1,133 | 410 | 723 | 10,582 | 4,112 | 6,470 |
| New Bedford, Mass. | 6,055 | 2,604 | 3,451 | 690 | 245 | 445 | 5,365 | 2,359 | 3,006 |
| New Britain, Conn. | 1,572 | 763 | 804 | 233 | 81 | 152 | 1,339 | 687 | 652 |
| Newcastle, Pa. | 861 | 503 | 358 | 98 | 51 | 47 | 763 | 452 | 311 |
| New Haven, Conn. | 4,375 | 2,093 | 2,282 | 544 | 208 | 336 | 4,351 | 1,885 | 2,466 |
| New Orleans, La. | 30,820 | 12,152 | 18,668 | 1,831 | 702 | 1,129 | 28,989 | 11,450 | 17,539 |
| Newport, Ky. | 641 | 230 | 411 | 118 | 33 | 85 | 523 | 197 | 326 |
| Newton, Mass. | 832 | 370 | 462 | 161 | 57 | 104 | 671 | 313 | 358 |
| New York, N. Y. | 181,835 | 73,344 | 108,491 | 13,074 | 4,601 | 8,473 | 168,761 | 68,743 | 100,018 |
| Manhattan and Bronx boroughs | 132,977 | 52,663 | 80,314 | 7,797 | 2,804 | 4,993 | 125,180 | 49,869 | 75,321 |
| Brooklyn borough | 41,852 | 17,117 | 24,735 | 4,596 | 1,528 | 3,068 | 37,256 | 15,539 | 21,667 |
| Queens borough | 5,171 | 2,593 | 2,578 | 421 | 153 | 268 | 4,750 | 2,440 | 2,310 |
| Richmond borough | 1,835 | 971 | 864 | 260 | 116 | 144 | 1,575 | 855 | 720 |
| Norfolk, Va. | 6,925 | 2,843 | 4,082 | 811 | 387 | 424 | 6,114 | 2,456 | 3,658 |
| Oakland, Cal. | 1,614 | 796 | 818 | 185 | 68 | 117 | 1,429 | 728 | 701 |
| Omaha, Nebr. | 1,662 | 662 | 1,000 | 358 | 118 | 240 | 1,304 | 544 | 760 |
| Oshkosh, Wis. | 699 | 262 | 437 | 184 | 58 | 126 | 515 | 204 | 311 |
| Passaic, N. J. | 3,225 | 1,162 | 2,063 | 358 | 70 | 288 | 2,867 | 1,092 | 1,775 |
| Paterson, N. J. | 5,191 | 2,100 | 3,091 | 909 | 285 | 624 | 4,282 | 1,815 | 2,467 |
| Pawtucket, R. I. | 1,947 | 730 | 1,217 | 465 | 126 | 339 | 1,482 | 604 | 878 |
| Peoria, Ill. | 1,020 | 462 | 558 | 242 | 97 | 145 | 778 | 365 | 413 |
| Philadelphia, Pa. | 45,546 | 19,427 | 26,119 | 5,733 | 1,859 | 3,874 | 39,813 | 17,568 | 22,245 |
| Pittsburg, Pa. | 15,717 | 8,696 | 7,021 | 2,471 | 1,188 | 1,283 | 13,246 | 7,508 | 5,738 |
| Portland, Me. | 1,591 | 625 | 966 | 256 | 86 | 170 | 1,335 | 539 | 796 |
| Portland, Ore. | 3,925 | 3,338 | 587 | 394 | 272 | 122 | 3,531 | 3,066 | 465 |
| Providence, R. I. | 10,029 | 4,305 | 5,724 | 1,626 | 555 | 1,071 | 8,403 | 3,750 | 4,653 |
| Pueblo, Colo. | 1,209 | 746 | 463 | 138 | 83 | 55 | 1,071 | 663 | 408 |
| Quincy, Ill. | 1,111 | 417 | 694 | 237 | 89 | 148 | 874 | 328 | 546 |
| Racine, Wis. | 960 | 375 | 585 | 247 | 97 | 150 | 713 | 278 | 435 |
| Reading, Pa. | 2,555 | 1,119 | 1,436 | 604 | 154 | 450 | 1,951 | 965 | 986 |
| Richmond, Va. | 9,501 | 3,958 | 5,543 | 1,034 | 408 | 626 | 8,467 | 3,550 | 4,917 |
| Rochester, N. Y. | 3,499 | 1,337 | 2,162 | 623 | 178 | 445 | 2,876 | 1,209 | 1,667 |
| Rockford, Ill. | 503 | 141 | 362 | 232 | 56 | 176 | 227 | 85 | 136 |
| Sacramento, Cal. | 847 | 612 | 235 | 62 | 37 | 25 | 785 | 575 | 210 |
| Saginaw, Mich. | 1,023 | 436 | 587 | 201 | 68 | 133 | 822 | 368 | 459 |
| St. Joseph, Mo. | 1,742 | 775 | 967 | 317 | 153 | 164 | 1,425 | 622 | 803 |
| St. Louis, Mo. | 20,359 | 7,572 | 12,787 | 3,401 | 1,182 | 2,219 | 16,958 | 6,390 | 10,568 |
| St. Paul, Minn. | 3,956 | 1,425 | 2,531 | 851 | 273 | 578 | 3,105 | 1,152 | 1,953 |
| Salem, Mass. | 2,121 | 973 | 1,148 | 362 | 119 | 243 | 1,759 | 854 | 905 |
| Salt Lake City, Utah | 649 | 277 | 372 | 207 | 60 | 147 | 442 | 217 | 225 |
| San Antonio, Tex. | 4,244 | 1,691 | 2,553 | 251 | 69 | 182 | 3,993 | 1,622 | 2,371 |
| San Francisco, Cal. | 8,960 | 3,883 | 5,077 | 982 | 355 | 627 | 7,978 | 3,528 | 4,450 |
| Savannah, Ga. | 8,368 | 3,156 | 5,212 | 892 | 354 | 538 | 7,476 | 2,802 | 4,674 |
| Schenectady, N. Y. | 1,265 | 705 | 560 | 181 | 94 | 87 | 1,084 | 611 | 473 |
| Scranton, Pa. | 6,814 | 3,384 | 3,430 | 1,190 | 557 | 633 | 5,624 | 2,827 | 2,797 |
| Seattle, Wash. | 901 | 650 | 251 | 87 | 38 | 49 | 814 | 612 | 202 |
| Sioux City, Iowa | 350 | 125 | 225 | 90 | 23 | 67 | 260 | 102 | 158 |
| Somerville, Mass. | 1,313 | 505 | 813 | 241 | 59 | 182 | 1,072 | 446 | 626 |
| South Bend, Ind. | 1,197 | 575 | 622 | 334 | 112 | 222 | 863 | 463 | 400 |
| South Omaha, Nebr. | 475 | 218 | 257 | 79 | 30 | 49 | 396 | 188 | 208 |
| Spokane, Wash. | 554 | 313 | 241 | 144 | 74 | 70 | 410 | 239 | 171 |
| Springfield, Ill. | 1,214 | 498 | 716 | 248 | 100 | 148 | 966 | 398 | 568 |
| Springfield, Mass. | 2,127 | 919 | 1,208 | 223 | 75 | 148 | 1,904 | 844 | 1,060 |
| Springfield, Ohio | 1,239 | 552 | 687 | 235 | 111 | 124 | 954 | 441 | 513 |
| Superior, Wis. | 778 | 454 | 324 | 204 | 120 | 84 | 574 | 314 | 260 |
| Syracuse, N. Y. | 2,800 | 1,196 | 1,604 | 437 | 148 | 289 | 2,363 | 1,048 | 1,315 |
| Tacoma, Wash. | 874 | 615 | 259 | 99 | 33 | 66 | 775 | 582 | 193 |
| Taunton, Mass. | 1,788 | 870 | 918 | 181 | 64 | 117 | 1,607 | 806 | 801 |
| Terre Haute, Ind. | 1,104 | 478 | 626 | 259 | 93 | 166 | 845 | 385 | 460 |
| Toledo, Ohio | 3,865 | 1,649 | 2,216 | 611 | 211 | 400 | 3,254 | 1,438 | 1,816 |
| Topeka, Kans. | 1,101 | 463 | 638 | 206 | 74 | 132 | 895 | 389 | 506 |
| Trenton, N. J. | 3,855 | 1,892 | 1,963 | 573 | 256 | 317 | 3,282 | 1,636 | 1,646 |
| Troy, N. Y. | 2,301 | 941 | 1,360 | 485 | 162 | 323 | 1,816 | 779 | 1,037 |
| Utica, N. Y. | 2,471 | 1,167 | 1,304 | 426 | 181 | 245 | 2,045 | 986 | 1,059 |
| Washington, D. C. | 20,023 | 7,807 | 12,216 | 2,119 | 773 | 1,346 | 17,909 | 7,034 | 10,875 |
| Waterbury, Conn. | 2,036 | 1,034 | 1,002 | 204 | 73 | 126 | 1,832 | 956 | 876 |
| Wheeling, W. Va. | 1,174 | 511 | 663 | 254 | 99 | 155 | 920 | 412 | 508 |
| Wilkesbarre, Pa. | 2,438 | 1,113 | 1,325 | 453 | 147 | 306 | 1,985 | 966 | 1,019 |
| Williamsport, Pa. | 625 | 237 | 388 | 194 | 70 | 124 | 431 | 187 | 244 |
| Wilmington, Del. | 5,051 | 2,377 | 2,674 | 669 | 255 | 414 | 4,382 | 2,122 | 2,260 |
| Woonsocket, R. I. | 3,384 | 1,666 | 1,718 | 574 | 227 | 347 | 2,810 | 1,439 | 1,371 |
| Worcester, Mass. | 4,530 | 1,897 | 2,633 | 708 | 240 | 468 | 3,822 | 1,657 | 2,165 |
| Yonkers, N. Y. | 1,693 | 803 | 890 | 79 | 22 | 57 | 1,619 | 781 | 838 |
| York, Pa. | 949 | 389 | 560 | 218 | 58 | 160 | 731 | 331 | 400 |
| Youngstown, Ohio | 2,759 | 1,527 | 1,232 | 277 | 120 | 157 | 2,482 | 1,407 | 1,075 |

STATISTICS OF POPULATION.

TABLE 75.—ILLITERATE NATIVE WHITE POPULATION OF NATIVE PARENTAGE 10 YEARS OF AGE AND OVER, CLASSIFIED BY SEX AND DEGREE OF ILLITERACY, FOR CITIES HAVING 25,000 INHABITANTS OR MORE: 1900.

[The designation "native white population of native parentage" comprehends all native white persons having either both parents native born, one parent native born and one parent unknown, or both parents unknown.]

| CITIES. | AGGREGATE. | | | NUMBER WHO CAN READ BUT CAN NOT WRITE. | | | NUMBER WHO CAN NEITHER READ NOR WRITE. | | |
|---------------------------|------------|--------|----------|--|--------|----------|--|--------|----------|
| | Total. | Males. | Females. | Total. | Males. | Females. | Total. | Males. | Females. |
| Akron, Ohio..... | 77 | 33 | 44 | 27 | 7 | 20 | 50 | 26 | 24 |
| Albany, N. Y..... | 144 | 77 | 67 | 41 | 20 | 21 | 103 | 57 | 46 |
| Allegheny, Pa..... | 168 | 89 | 79 | 48 | 20 | 28 | 120 | 69 | 51 |
| Allentown, Pa..... | 480 | 116 | 364 | 183 | 12 | 171 | 297 | 104 | 193 |
| Altoona, Pa..... | 208 | 79 | 129 | 59 | 12 | 47 | 149 | 67 | 82 |
| Atlanta, Ga..... | 1,049 | 417 | 632 | 252 | 92 | 160 | 797 | 325 | 472 |
| Atlantic City, N. J..... | 203 | 108 | 95 | 23 | 7 | 16 | 180 | 101 | 79 |
| Auburn, N. Y..... | 53 | 29 | 24 | 12 | 5 | 7 | 41 | 24 | 17 |
| Augusta, Ga..... | 1,032 | 428 | 604 | 189 | 69 | 120 | 843 | 359 | 484 |
| Baltimore, Md..... | 2,351 | 1,010 | 1,341 | 467 | 147 | 320 | 1,884 | 863 | 1,021 |
| Bay City, Mich..... | 61 | 38 | 23 | 18 | 9 | 9 | 43 | 29 | 14 |
| Bayonne, N. J..... | 29 | 12 | 17 | 5 | 1 | 4 | 24 | 11 | 13 |
| Binghamton, N. Y..... | 68 | 32 | 36 | 29 | 15 | 14 | 39 | 17 | 22 |
| Birmingham, Ala..... | 187 | 66 | 121 | 41 | 12 | 29 | 146 | 54 | 92 |
| Boston, Mass..... | 165 | 72 | 93 | 48 | 17 | 31 | 117 | 55 | 62 |
| Bridgeport, Conn..... | 47 | 30 | 17 | 10 | 4 | 6 | 37 | 26 | 11 |
| Brockton, Mass..... | 21 | 9 | 12 | 7 | 5 | 2 | 14 | 4 | 10 |
| Buffalo, N. Y..... | 255 | 150 | 105 | 50 | 25 | 25 | 205 | 125 | 80 |
| Butte, Mont..... | 12 | 8 | 4 | 5 | 4 | 1 | 7 | 4 | 3 |
| Cambridge, Mass..... | 32 | 21 | 11 | 4 | 2 | 2 | 28 | 19 | 9 |
| Camden, N. J..... | 474 | 243 | 231 | 87 | 37 | 50 | 387 | 206 | 181 |
| Canton, Ohio..... | 75 | 21 | 54 | 29 | 3 | 26 | 46 | 18 | 28 |
| Cedar Rapids, Iowa..... | 69 | 36 | 33 | 18 | 9 | 9 | 41 | 27 | 14 |
| Charleston, S. C..... | 141 | 50 | 91 | 23 | 8 | 15 | 118 | 42 | 76 |
| Chatanooga, Tenn..... | 456 | 190 | 266 | 82 | 29 | 53 | 374 | 161 | 213 |
| Chelsea, Mass..... | 24 | 13 | 11 | 3 | ----- | 3 | 21 | 13 | 8 |
| Chester, Pa..... | 123 | 47 | 76 | 29 | 6 | 23 | 94 | 41 | 53 |
| Chicago, Ill..... | 442 | 205 | 237 | 107 | 45 | 62 | 335 | 160 | 175 |
| Cincinnati, Ohio..... | 590 | 243 | 347 | 124 | 43 | 81 | 466 | 200 | 266 |
| Cleveland, Ohio..... | 177 | 75 | 102 | 44 | 16 | 28 | 133 | 59 | 74 |
| Columbus, Ohio..... | 770 | 430 | 340 | 150 | 65 | 85 | 620 | 365 | 255 |
| Council Bluffs, Iowa..... | 117 | 65 | 52 | 33 | 12 | 21 | 84 | 53 | 31 |
| Covington, Ky..... | 245 | 138 | 107 | 49 | 21 | 28 | 196 | 117 | 79 |
| Dallas, Tex..... | 287 | 125 | 162 | 66 | 27 | 39 | 221 | 98 | 123 |
| Davenport, Iowa..... | 25 | 11 | 14 | 3 | 1 | 2 | 22 | 10 | 12 |
| Dayton, Ohio..... | 362 | 132 | 230 | 124 | 29 | 95 | 238 | 108 | 135 |
| Denver, Colo..... | 100 | 40 | 60 | 36 | 14 | 22 | 64 | 26 | 38 |
| Des Moines, Iowa..... | 227 | 125 | 102 | 64 | 30 | 34 | 163 | 95 | 68 |
| Detroit, Mich..... | 165 | 77 | 88 | 32 | 10 | 22 | 133 | 67 | 66 |
| Dubuque, Iowa..... | 17 | 7 | 10 | 4 | ----- | 4 | 13 | 7 | 6 |
| Duluth, Minn..... | 37 | 21 | 16 | 14 | 5 | 9 | 23 | 16 | 7 |
| Easton, Pa..... | 211 | 62 | 149 | 84 | 15 | 69 | 127 | 47 | 80 |
| East St. Louis, Ill..... | 182 | 74 | 108 | 50 | 20 | 30 | 132 | 54 | 78 |
| Elizabeth, N. J..... | 40 | 21 | 19 | 12 | 4 | 8 | 28 | 17 | 11 |
| Elmira, N. Y..... | 118 | 81 | 37 | 24 | 12 | 12 | 94 | 69 | 25 |
| Erie, Pa..... | 53 | 36 | 17 | 6 | 3 | 3 | 47 | 33 | 14 |
| Evansville, Ind..... | 417 | 168 | 249 | 101 | 39 | 62 | 316 | 129 | 187 |
| Fall River, Mass..... | 118 | 65 | 53 | 19 | 12 | 7 | 99 | 58 | 46 |
| Fitchburg, Mass..... | 28 | 20 | 8 | 6 | 2 | 4 | 22 | 18 | 4 |
| Fort Wayne, Ind..... | 126 | 55 | 71 | 38 | 8 | 30 | 88 | 47 | 41 |
| Fort Worth, Tex..... | 127 | 51 | 76 | 24 | 7 | 17 | 103 | 44 | 59 |
| Galveston, Tex..... | 169 | 65 | 104 | 41 | 14 | 27 | 128 | 51 | 77 |
| Gloucester, Mass..... | 24 | 14 | 10 | 6 | 5 | 1 | 18 | 9 | 9 |
| Grand Rapids, Mich..... | 98 | 50 | 48 | 28 | 10 | 18 | 70 | 40 | 35 |
| Harrisburg, Pa..... | 439 | 167 | 272 | 117 | 30 | 87 | 322 | 137 | 185 |
| Hartford, Conn..... | 35 | 16 | 19 | 7 | 3 | 4 | 28 | 13 | 15 |
| Haverhill, Mass..... | 32 | 14 | 18 | 4 | 1 | 3 | 28 | 13 | 15 |
| Hoboken, N. J..... | 13 | 5 | 8 | 1 | ----- | 1 | 12 | 5 | 7 |
| Holyoke, Mass..... | 35 | 14 | 21 | 4 | 2 | 2 | 31 | 12 | 19 |
| Honolulu, Hawaii..... | 544 | 239 | 305 | 19 | 8 | 11 | 525 | 231 | 294 |
| Houston, Tex..... | 97 | 42 | 55 | 15 | 4 | 11 | 82 | 38 | 44 |
| Indianapolis, Ind..... | 1,057 | 440 | 617 | 230 | 88 | 142 | 777 | 352 | 425 |
| Jackson, Mich..... | 39 | 24 | 15 | 8 | 6 | 2 | 31 | 18 | 13 |
| Jacksonville, Fla..... | 77 | 27 | 50 | 16 | 6 | 10 | 61 | 21 | 40 |
| Jersey City, N. J..... | 89 | 47 | 42 | 13 | 11 | 2 | 76 | 36 | 40 |
| Johnstown, Pa..... | 269 | 97 | 172 | 94 | 23 | 71 | 175 | 74 | 101 |
| Joliet, Ill..... | 21 | 8 | 13 | 4 | 2 | 2 | 17 | 6 | 11 |
| Joplin, Mo..... | 345 | 162 | 183 | 104 | 45 | 59 | 241 | 117 | 124 |
| Kansas City, Kans..... | 242 | 119 | 123 | 58 | 24 | 34 | 184 | 95 | 89 |
| Kansas City, Mo..... | 544 | 244 | 300 | 148 | 67 | 81 | 396 | 177 | 219 |
| Knoxville, Tenn..... | 1,350 | 536 | 814 | 303 | 96 | 207 | 1,047 | 440 | 607 |
| La Crosse, Wis..... | 12 | 8 | 4 | 1 | ----- | 1 | 11 | 8 | 3 |
| Lancaster, Pa..... | 341 | 137 | 204 | 90 | 26 | 64 | 251 | 111 | 140 |
| Lawrence, Mass..... | 18 | 12 | 6 | 6 | 4 | 2 | 12 | 8 | 4 |
| Lexington, Ky..... | 158 | 73 | 85 | 24 | 11 | 13 | 134 | 62 | 72 |
| Lincoln, Nebr..... | 58 | 31 | 27 | 17 | 10 | 7 | 41 | 21 | 20 |
| Little Rock, Ark..... | 408 | 194 | 214 | 50 | 16 | 34 | 358 | 173 | 180 |
| Los Angeles, Cal..... | 262 | 95 | 167 | 37 | 13 | 24 | 225 | 82 | 143 |
| Louisville, Ky..... | 1,253 | 535 | 718 | 246 | 88 | 158 | 1,007 | 497 | 510 |
| Lowell, Mass..... | 75 | 40 | 35 | 21 | 10 | 11 | 54 | 30 | 24 |
| Lynn, Mass..... | 58 | 38 | 20 | 9 | 2 | 7 | 49 | 36 | 13 |
| McKeesport, Pa..... | 114 | 64 | 50 | 29 | 13 | 16 | 85 | 51 | 34 |
| Malden, Mass..... | 22 | 13 | 9 | 1 | ----- | 1 | 21 | 13 | 8 |
| Manchester, N. H..... | 43 | 22 | 21 | 12 | 8 | 4 | 31 | 14 | 17 |
| Memphis, Tenn..... | 246 | 110 | 136 | 46 | 22 | 24 | 200 | 88 | 112 |

ILLITERACY.

TABLE 75.—ILLITERATE NATIVE WHITE POPULATION OF NATIVE PARENTAGE 10 YEARS OF AGE AND OVER, CLASSIFIED BY SEX AND DEGREE OF ILLITERACY, FOR CITIES HAVING 25,000 INHABITANTS OR MORE: 1900—Continued.

| CITIES. | AGGREGATE. | | | NUMBER WHO CAN READ BUT CAN NOT WRITE. | | | NUMBER WHO CAN NEITHER READ NOR WRITE. | | |
|-----------------------------------|------------|--------|----------|--|--------|----------|--|--------|----------|
| | Total. | Males. | Females. | Total. | Males. | Females. | Total. | Males. | Females. |
| Milwaukee, Wis..... | 62 | 19 | 43 | 13 | 3 | 10 | 49 | 16 | 33 |
| Minneapolis, Minn..... | 77 | 45 | 34 | 25 | 11 | 14 | 52 | 32 | 20 |
| Mobile, Ala..... | 139 | 61 | 78 | 29 | 12 | 17 | 110 | 49 | 61 |
| Montgomery, Ala..... | 147 | 56 | 91 | 29 | 16 | 13 | 118 | 40 | 78 |
| Nashville, Tenn..... | 1,020 | 429 | 591 | 228 | 96 | 132 | 792 | 338 | 454 |
| Newark, N. J..... | 192 | 78 | 114 | 42 | 10 | 32 | 150 | 68 | 82 |
| New Bedford, Mass..... | 85 | 39 | 46 | 17 | 9 | 8 | 68 | 30 | 38 |
| New Britain, Conn..... | 6 | 2 | 4 | 2 | 2 | 2 | 4 | 2 | 2 |
| Newcastle, Pa..... | 92 | 47 | 45 | 23 | 9 | 14 | 69 | 38 | 31 |
| New Haven, Conn..... | 37 | 27 | 30 | 12 | 7 | 5 | 45 | 20 | 25 |
| New Orleans, La..... | 1,419 | 580 | 839 | 98 | 31 | 67 | 1,321 | 549 | 772 |
| Newport, Ky..... | 95 | 46 | 49 | 20 | 8 | 12 | 75 | 38 | 37 |
| Newton, Mass..... | 8 | 6 | 2 | 1 | 1 | 1 | 7 | 2 | 5 |
| New York, N. Y..... | 1,367 | 682 | 785 | 250 | 107 | 143 | 1,117 | 575 | 542 |
| Manhattan and Bronx boroughs..... | 591 | 267 | 324 | 98 | 48 | 50 | 493 | 219 | 274 |
| Brooklyn borough..... | 594 | 271 | 323 | 114 | 45 | 69 | 480 | 226 | 254 |
| Queens borough..... | 102 | 49 | 53 | 16 | 2 | 14 | 86 | 47 | 39 |
| Richmond borough..... | 80 | 45 | 35 | 22 | 12 | 10 | 58 | 33 | 25 |
| Norfolk, Va..... | 379 | 163 | 216 | 61 | 22 | 39 | 318 | 141 | 177 |
| Oakland, Cal..... | 27 | 11 | 16 | 4 | 4 | 4 | 23 | 11 | 12 |
| Omaha, Nebr..... | 78 | 36 | 42 | 24 | 10 | 14 | 54 | 26 | 28 |
| Oshkosh, Wis..... | 17 | 9 | 8 | 5 | 2 | 3 | 12 | 7 | 5 |
| Passaic, N. J..... | 16 | 9 | 7 | 3 | 3 | 3 | 13 | 9 | 4 |
| Paterson, N. J..... | 266 | 106 | 160 | 88 | 24 | 64 | 178 | 82 | 96 |
| Pawtucket, R. I..... | 86 | 32 | 54 | 25 | 7 | 18 | 61 | 25 | 36 |
| Peoria, Ill..... | 205 | 112 | 93 | 35 | 14 | 21 | 170 | 98 | 72 |
| Philadelphia, Pa..... | 2,108 | 956 | 1,152 | 482 | 148 | 334 | 1,626 | 808 | 818 |
| Pittsburg, Pa..... | 350 | 180 | 170 | 93 | 40 | 53 | 257 | 140 | 117 |
| Portland, Me..... | 57 | 31 | 26 | 7 | 4 | 3 | 50 | 27 | 23 |
| Portland, Oreg..... | 37 | 22 | 15 | 10 | 7 | 3 | 27 | 15 | 12 |
| Providence, R. I..... | 180 | 84 | 96 | 59 | 26 | 33 | 121 | 58 | 63 |
| Pueblo, Colo..... | 116 | 58 | 58 | 30 | 23 | 7 | 86 | 35 | 51 |
| Quincy, Ill..... | 180 | 77 | 103 | 47 | 16 | 31 | 133 | 61 | 72 |
| Racine, Wis..... | 5 | 1 | 4 | 2 | 2 | 2 | 3 | 1 | 2 |
| Reading, Pa..... | 1,374 | 489 | 885 | 377 | 68 | 309 | 997 | 421 | 576 |
| Richmond, Va..... | 611 | 314 | 297 | 108 | 44 | 64 | 503 | 270 | 233 |
| Rochester, N. Y..... | 94 | 47 | 47 | 19 | 5 | 14 | 75 | 42 | 33 |
| Rockford, Ill..... | 20 | 14 | 6 | 2 | 1 | 1 | 18 | 13 | 5 |
| Sacramento, Cal..... | 20 | 11 | 9 | 9 | 5 | 4 | 11 | 6 | 5 |
| Saginaw, Mich..... | 67 | 36 | 31 | 18 | 9 | 9 | 49 | 27 | 22 |
| St. Joseph, Mo..... | 320 | 144 | 176 | 109 | 49 | 60 | 211 | 95 | 116 |
| St. Louis, Mo..... | 1,348 | 557 | 791 | 230 | 86 | 144 | 1,118 | 471 | 647 |
| St. Paul, Minn..... | 54 | 21 | 33 | 16 | 5 | 11 | 38 | 16 | 22 |
| Salem, Mass..... | 36 | 19 | 17 | 5 | 3 | 2 | 31 | 16 | 15 |
| Salt Lake City, Utah..... | 43 | 20 | 23 | 12 | 4 | 8 | 31 | 16 | 15 |
| San Antonio, Tex..... | 596 | 243 | 353 | 29 | 9 | 20 | 567 | 234 | 333 |
| San Francisco, Cal..... | 127 | 68 | 59 | 22 | 8 | 14 | 105 | 60 | 45 |
| Savannah, Ga..... | 191 | 77 | 114 | 22 | 10 | 12 | 169 | 67 | 102 |
| Schenectady, N. Y..... | 65 | 36 | 29 | 19 | 11 | 8 | 46 | 25 | 21 |
| Scranton, Pa..... | 195 | 106 | 89 | 41 | 16 | 25 | 154 | 90 | 64 |
| Seattle, Wash..... | 47 | 31 | 16 | 11 | 5 | 6 | 36 | 26 | 10 |
| Sioux City, Iowa..... | 56 | 29 | 27 | 10 | 2 | 8 | 46 | 27 | 19 |
| Somerville, Mass..... | 19 | 13 | 6 | 3 | 2 | 1 | 16 | 11 | 5 |
| South Bend, Ind..... | 74 | 27 | 47 | 20 | 2 | 18 | 54 | 25 | 29 |
| South Omaha, Nebr..... | 22 | 10 | 12 | 10 | 3 | 7 | 12 | 7 | 5 |
| Spokane, Wash..... | 7 | 2 | 5 | 3 | 2 | 3 | 4 | 2 | 2 |
| Springfield, Ill..... | 146 | 53 | 93 | 38 | 16 | 22 | 108 | 37 | 71 |
| Springfield, Mass..... | 58 | 29 | 29 | 15 | 6 | 9 | 43 | 23 | 20 |
| Springfield, Ohio..... | 218 | 96 | 122 | 49 | 14 | 35 | 169 | 82 | 87 |
| Superior, Wis..... | 14 | 7 | 7 | 2 | 2 | 2 | 12 | 5 | 7 |
| Syracuse, N. Y..... | 238 | 129 | 109 | 29 | 15 | 14 | 209 | 114 | 95 |
| Tacoma, Wash..... | 25 | 13 | 12 | 7 | 3 | 4 | 18 | 10 | 8 |
| Taunton, Mass..... | 38 | 20 | 18 | 3 | 2 | 1 | 35 | 18 | 17 |
| Terre Haute, Ind..... | 525 | 235 | 290 | 140 | 53 | 87 | 385 | 182 | 203 |
| Toledo, Ohio..... | 461 | 250 | 211 | 64 | 34 | 30 | 397 | 216 | 181 |
| Topeka, Kans..... | 88 | 42 | 46 | 25 | 6 | 19 | 63 | 36 | 27 |
| Trenton, N. J..... | 377 | 193 | 184 | 78 | 40 | 38 | 299 | 153 | 146 |
| Troy, N. Y..... | 80 | 43 | 37 | 18 | 9 | 9 | 62 | 34 | 28 |
| Utica, N. Y..... | 166 | 90 | 76 | 77 | 44 | 33 | 89 | 46 | 43 |
| Washington, D. C..... | 975 | 428 | 547 | 137 | 35 | 102 | 838 | 393 | 445 |
| Waterbury, Conn..... | 8 | 3 | 5 | 3 | 1 | 2 | 5 | 2 | 3 |
| Wheeling, W. Va..... | 239 | 111 | 128 | 60 | 26 | 34 | 179 | 85 | 94 |
| Wilkesbarre, Pa..... | 186 | 72 | 114 | 65 | 15 | 50 | 121 | 57 | 64 |
| Williamsport, Pa..... | 217 | 94 | 123 | 71 | 21 | 50 | 146 | 73 | 73 |
| Wilmington, Del..... | 495 | 218 | 277 | 106 | 38 | 68 | 389 | 180 | 209 |
| Woonsocket, R. I..... | 38 | 17 | 21 | 8 | 4 | 4 | 30 | 13 | 17 |
| Worcester, Mass..... | 84 | 42 | 42 | 13 | 7 | 6 | 71 | 35 | 36 |
| Yonkers, N. Y..... | 13 | 3 | 10 | 1 | 1 | 1 | 12 | 3 | 9 |
| York, Pa..... | 611 | 235 | 376 | 162 | 39 | 123 | 449 | 196 | 253 |
| Youngstown, Ohio..... | 51 | 21 | 30 | 19 | 9 | 10 | 32 | 12 | 20 |

STATISTICS OF POPULATION.

TABLE 76.—ILLITERATE NATIVE WHITE POPULATION OF FOREIGN PARENTAGE 10 YEARS OF AGE AND OVER, CLASSIFIED BY SEX AND DEGREE OF ILLITERACY, FOR CITIES HAVING 25,000 INHABITANTS OR MORE: 1900.

[The designation "native white population of foreign parentage" comprehends all native white persons having either one or both parents foreign born.]

| CITIES. | AGGREGATE. | | | NUMBER WHO CAN READ BUT CAN NOT WRITE. | | | NUMBER WHO CAN NEITHER READ NOR WRITE. | | |
|---------------------------|------------|--------|----------|--|--------|----------|--|--------|----------|
| | Total. | Males. | Females. | Total. | Males. | Females. | Total. | Males. | Females. |
| Akron, Ohio..... | 41 | 12 | 29 | 15 | 4 | 11 | 26 | 8 | 18 |
| Albany, N. Y..... | 212 | 85 | 127 | 60 | 15 | 45 | 152 | 70 | 82 |
| Allegheny, Pa..... | 254 | 122 | 132 | 62 | 20 | 42 | 192 | 102 | 90 |
| Allentown, Pa..... | 39 | 19 | 20 | 12 | 4 | 8 | 27 | 15 | 12 |
| Altoona, Pa..... | 35 | 11 | 24 | 11 | 1 | 10 | 24 | 10 | 14 |
| Atlanta, Ga..... | 30 | 9 | 21 | 7 | 1 | 6 | 23 | 8 | 15 |
| Atlantic City, N. J..... | 23 | 5 | 18 | 5 | 1 | 4 | 18 | 4 | 14 |
| Auburn, N. Y..... | 48 | 27 | 21 | 7 | 4 | 3 | 41 | 23 | 18 |
| Augusta, Ga..... | 8 | 5 | 3 | 3 | 2 | 1 | 8 | 5 | 3 |
| Baltimore, Md..... | 1,175 | 499 | 676 | 193 | 65 | 128 | 982 | 434 | 548 |
| Bay City, Mich..... | 129 | 60 | 69 | 25 | 8 | 17 | 104 | 52 | 52 |
| Bayonne, N. J..... | 37 | 21 | 16 | 10 | 6 | 4 | 27 | 15 | 12 |
| Binghamton, N. Y..... | 27 | 12 | 15 | 8 | 1 | 7 | 19 | 11 | 8 |
| Birmingham, Ala..... | 25 | 11 | 14 | 8 | 5 | 3 | 17 | 6 | 11 |
| Boston, Mass..... | 412 | 151 | 261 | 100 | 30 | 70 | 312 | 121 | 191 |
| Bridgeport, Conn..... | 92 | 43 | 49 | 24 | 10 | 14 | 68 | 33 | 35 |
| Brockton, Mass..... | 36 | 17 | 19 | 13 | 6 | 7 | 23 | 11 | 12 |
| Buffalo, N. Y..... | 654 | 256 | 398 | 152 | 46 | 106 | 502 | 210 | 292 |
| Butte, Mont..... | 24 | 13 | 11 | 3 | 1 | 2 | 21 | 12 | 9 |
| Cambridge, Mass..... | 100 | 32 | 68 | 34 | 9 | 25 | 66 | 23 | 43 |
| Camden, N. J..... | 133 | 70 | 63 | 27 | 11 | 16 | 106 | 59 | 47 |
| Canton, Ohio..... | 40 | 13 | 27 | 13 | 1 | 12 | 27 | 12 | 15 |
| Cedar Rapids, Iowa..... | 43 | 16 | 27 | 13 | 3 | 10 | 30 | 13 | 17 |
| Charleston, S. C..... | 20 | 9 | 11 | 3 | 1 | 2 | 17 | 8 | 9 |
| Chattanooga, Tenn..... | 35 | 16 | 19 | 7 | 2 | 5 | 28 | 14 | 14 |
| Chelsea, Mass..... | 22 | 12 | 10 | 4 | 2 | 2 | 18 | 10 | 8 |
| Chester, Pa..... | 75 | 35 | 40 | 9 | 1 | 8 | 66 | 34 | 32 |
| Chicago, Ill..... | 1,339 | 625 | 714 | 271 | 101 | 170 | 1,068 | 524 | 544 |
| Cincinnati, Ohio..... | 672 | 242 | 430 | 176 | 42 | 134 | 496 | 200 | 296 |
| Cleveland, Ohio..... | 391 | 172 | 219 | 91 | 33 | 58 | 300 | 139 | 161 |
| Columbus, Ohio..... | 295 | 136 | 159 | 67 | 24 | 43 | 228 | 112 | 116 |
| Council Bluffs, Iowa..... | 56 | 29 | 27 | 17 | 9 | 8 | 39 | 20 | 19 |
| Covington, Ky..... | 90 | 47 | 43 | 22 | 8 | 14 | 68 | 39 | 29 |
| Dallas, Tex..... | 34 | 17 | 17 | 5 | 4 | 1 | 29 | 13 | 16 |
| Davenport, Iowa..... | 45 | 26 | 19 | 9 | 5 | 4 | 36 | 21 | 15 |
| Dayton, Ohio..... | 157 | 57 | 100 | 50 | 13 | 37 | 107 | 44 | 63 |
| Denver, Colo..... | 74 | 37 | 37 | 19 | 3 | 16 | 55 | 34 | 21 |
| Des Moines, Iowa..... | 62 | 36 | 26 | 14 | 8 | 6 | 48 | 28 | 20 |
| Detroit, Mich..... | 499 | 243 | 256 | 118 | 47 | 71 | 381 | 196 | 185 |
| Dubuque, Iowa..... | 68 | 25 | 43 | 18 | 5 | 13 | 50 | 20 | 30 |
| Duluth, Minn..... | 89 | 53 | 36 | 18 | 10 | 8 | 71 | 43 | 28 |
| Easton, Pa..... | 47 | 20 | 27 | 20 | 6 | 14 | 27 | 14 | 13 |
| East St. Louis, Ill..... | 136 | 50 | 86 | 27 | 9 | 18 | 109 | 41 | 68 |
| Elizabeth, N. J..... | 66 | 35 | 31 | 9 | 4 | 5 | 57 | 31 | 26 |
| Elmira, N. Y..... | 51 | 37 | 14 | 17 | 9 | 8 | 34 | 28 | 6 |
| Erie, Pa..... | 102 | 53 | 49 | 30 | 9 | 21 | 72 | 44 | 28 |
| Evansville, Ind..... | 195 | 63 | 132 | 55 | 13 | 42 | 140 | 50 | 90 |
| Fall River, Mass..... | 541 | 200 | 341 | 102 | 32 | 70 | 439 | 168 | 271 |
| Fitchburg, Mass..... | 110 | 58 | 52 | 14 | 7 | 7 | 96 | 51 | 45 |
| Fort Wayne, Ind..... | 121 | 49 | 72 | 34 | 9 | 25 | 87 | 40 | 47 |
| Fort Worth, Tex..... | 21 | 8 | 13 | 3 | 3 | 3 | 18 | 8 | 10 |
| Galveston, Tex..... | 71 | 31 | 40 | 14 | 5 | 9 | 57 | 26 | 31 |
| Gloucester, Mass..... | 28 | 18 | 10 | 8 | 5 | 3 | 20 | 13 | 7 |
| Grand Rapids, Mich..... | 114 | 51 | 63 | 30 | 7 | 23 | 84 | 44 | 40 |
| Harrisburg, Pa..... | 72 | 24 | 48 | 23 | 9 | 14 | 49 | 16 | 34 |
| Hartford, Conn..... | 57 | 23 | 34 | 17 | 6 | 11 | 40 | 17 | 23 |
| Haverhill, Mass..... | 45 | 20 | 25 | 8 | 3 | 5 | 37 | 17 | 20 |
| Hoboken, N. J..... | 63 | 40 | 23 | 3 | 3 | 6 | 54 | 20 | 34 |
| Holyoke, Mass..... | 225 | 93 | 132 | 24 | 8 | 16 | 201 | 85 | 116 |
| Honolulu, Hawaii..... | 145 | 48 | 97 | 2 | 1 | 1 | 143 | 47 | 96 |
| Houston, Tex..... | 64 | 24 | 40 | 8 | 3 | 5 | 56 | 21 | 35 |
| Indianapolis, Ind..... | 306 | 122 | 184 | 78 | 21 | 57 | 228 | 101 | 127 |
| Jackson, Mich..... | 20 | 14 | 6 | 4 | 3 | 1 | 16 | 11 | 5 |
| Jacksonville, Fla..... | 5 | 2 | 3 | 1 | 1 | 1 | 4 | 2 | 2 |
| Jersey City, N. J..... | 246 | 106 | 140 | 31 | 11 | 20 | 215 | 95 | 120 |
| Johnstown, Pa..... | 109 | 57 | 52 | 27 | 11 | 16 | 82 | 46 | 36 |
| Joliet, Ill..... | 45 | 26 | 19 | 7 | 3 | 4 | 38 | 23 | 15 |
| Joplin, Mo..... | 23 | 13 | 10 | 7 | 3 | 4 | 16 | 10 | 6 |
| Kansas City, Kans..... | 71 | 35 | 36 | 15 | 6 | 9 | 56 | 29 | 27 |
| Kansas City, Mo..... | 148 | 78 | 70 | 33 | 16 | 17 | 115 | 62 | 53 |
| Knoxville, Tenn..... | 21 | 8 | 13 | 7 | 4 | 3 | 14 | 4 | 10 |
| La Crosse, Wis..... | 51 | 22 | 29 | 12 | 6 | 6 | 39 | 16 | 23 |
| Lancaster, Pa..... | 104 | 47 | 57 | 18 | 3 | 15 | 86 | 44 | 42 |
| Lawrence, Mass..... | 95 | 46 | 49 | 23 | 12 | 11 | 72 | 34 | 38 |
| Lexington, Ky..... | 12 | 8 | 4 | 3 | 1 | 2 | 9 | 7 | 2 |
| Lincoln, Nebr..... | 21 | 12 | 9 | 4 | 1 | 3 | 17 | 11 | 6 |
| Little Rock, Ark..... | 24 | 10 | 14 | 7 | 2 | 5 | 17 | 8 | 9 |
| Los Angeles, Cal..... | 142 | 57 | 85 | 25 | 9 | 16 | 117 | 48 | 69 |
| Louisville, Ky..... | 613 | 250 | 363 | 151 | 41 | 110 | 462 | 209 | 253 |
| Lowell, Mass..... | 328 | 142 | 186 | 88 | 30 | 58 | 240 | 112 | 128 |
| Lynn, Mass..... | 48 | 19 | 29 | 10 | 2 | 8 | 38 | 17 | 21 |
| McKeesport, Pa..... | 61 | 27 | 34 | 14 | 1 | 13 | 47 | 26 | 21 |
| Malden, Mass..... | 15 | 4 | 11 | 5 | 1 | 4 | 10 | 3 | 7 |
| Manchester, N. H..... | 231 | 102 | 129 | 56 | 25 | 31 | 175 | 77 | 98 |
| Memphis, Tenn..... | 66 | 47 | 19 | 16 | 11 | 5 | 50 | 36 | 14 |

ILLITERACY.

TABLE 76.—ILLITERATE NATIVE WHITE POPULATION OF FOREIGN PARENTAGE 10 YEARS OF AGE AND OVER, CLASSIFIED BY SEX AND DEGREE OF ILLITERACY, FOR CITIES HAVING 25,000 INHABITANTS OR MORE: 1900—Continued.

| CITIES. | AGGREGATE. | | | NUMBER WHO CAN READ BUT CAN NOT WRITE. | | | NUMBER WHO CAN NEITHER READ NOR WRITE. | | |
|-----------------------------------|------------|--------|----------|--|--------|----------|--|--------|----------|
| | Total. | Males. | Females. | Total. | Males. | Females. | Total. | Males. | Females. |
| Milwaukee, Wis..... | 436 | 194 | 242 | 97 | 36 | 61 | 239 | 158 | 181 |
| Minneapolis, Minn..... | 166 | 80 | 86 | 49 | 25 | 24 | 117 | 55 | 62 |
| Mobile, Ala..... | 45 | 17 | 28 | 5 | 1 | 4 | 40 | 16 | 24 |
| Montgomery, Ala..... | 2 | 2 | — | — | — | — | 2 | 2 | — |
| Nashville, Tenn..... | 80 | 26 | 54 | 26 | 7 | 19 | 54 | 19 | 35 |
| Newark, N. J..... | 546 | 241 | 305 | 110 | 45 | 65 | 436 | 196 | 240 |
| New Bedford, Mass..... | 307 | 139 | 168 | 45 | 16 | 29 | 262 | 123 | 139 |
| New Britain, Conn..... | 20 | 6 | 14 | 6 | 2 | 4 | 14 | 4 | 10 |
| Newcastle, Pa..... | 31 | 17 | 14 | 10 | 3 | 7 | 21 | 14 | 7 |
| New Haven, Conn..... | 86 | 34 | 52 | 8 | 4 | 4 | 78 | 30 | 48 |
| New Orleans, La..... | 1,310 | 558 | 752 | 109 | 43 | 66 | 1,201 | 515 | 686 |
| Newport, Ky..... | 93 | 40 | 53 | 17 | 5 | 12 | 76 | 35 | 41 |
| Newton, Mass..... | 12 | 7 | 5 | 2 | 1 | 1 | 10 | 6 | 4 |
| New York, N. Y..... | 3,977 | 1,680 | 2,327 | 716 | 264 | 452 | 3,261 | 1,386 | 1,875 |
| Manhattan and Bronx boroughs..... | 2,140 | 854 | 1,286 | 347 | 139 | 208 | 1,793 | 715 | 1,078 |
| Brooklyn borough..... | 1,566 | 649 | 917 | 321 | 104 | 217 | 1,245 | 545 | 700 |
| Queens borough..... | 194 | 101 | 93 | 33 | 12 | 21 | 161 | 89 | 72 |
| Richmond borough..... | 77 | 46 | 31 | 15 | 9 | 6 | 62 | 37 | 25 |
| Norfolk, Va..... | 16 | 2 | 14 | 1 | 1 | — | 15 | 1 | 14 |
| Oakland, Cal..... | 58 | 17 | 41 | 6 | 1 | 5 | 52 | 16 | 36 |
| Omaha, Nebr..... | 52 | 25 | 27 | 13 | 5 | 8 | 39 | 20 | 19 |
| Oshkosh, Wis..... | 38 | 17 | 21 | 9 | 4 | 5 | 29 | 13 | 16 |
| Passaic, N. J..... | 32 | 13 | 19 | 4 | 3 | 1 | 28 | 10 | 18 |
| Patterson, N. J..... | 316 | 139 | 177 | 98 | 37 | 61 | 218 | 102 | 116 |
| Pawtucket, R. I..... | 183 | 68 | 115 | 50 | 13 | 37 | 133 | 55 | 78 |
| Peoria, Ill..... | 102 | 42 | 60 | 26 | 4 | 22 | 76 | 38 | 38 |
| Philadelphia, Pa..... | 1,871 | 901 | 1,070 | 459 | 159 | 270 | 1,412 | 742 | 800 |
| Pittsburg, Pa..... | 705 | 336 | 369 | 193 | 84 | 114 | 507 | 252 | 255 |
| Portland, Me..... | 76 | 33 | 43 | 29 | 9 | 20 | 47 | 24 | 23 |
| Portland, Ore..... | 39 | 22 | 17 | 10 | 5 | 5 | 29 | 17 | 12 |
| Providence, R. I..... | 569 | 228 | 341 | 202 | 72 | 130 | 367 | 156 | 211 |
| Pueblo, Colo..... | 23 | 18 | 10 | 5 | 5 | — | 23 | 13 | 10 |
| Quincy, Ill..... | 115 | 47 | 68 | 36 | 10 | 26 | 79 | 37 | 42 |
| Racine, Wis..... | 29 | 10 | 19 | 14 | 5 | 9 | 15 | 5 | 10 |
| Reading, Pa..... | 159 | 71 | 88 | 46 | 10 | 36 | 113 | 61 | 52 |
| Richmond, Va..... | 53 | 30 | 23 | 7 | 5 | 2 | 46 | 25 | 21 |
| Rochester, N. Y..... | 202 | 87 | 115 | 63 | 20 | 43 | 139 | 67 | 72 |
| Rockford, Ill..... | 11 | 7 | 4 | 6 | 4 | 2 | 5 | 3 | 2 |
| Sacramento, Cal..... | 29 | 16 | 13 | 5 | 4 | 1 | 24 | 12 | 12 |
| Saginaw, Mich..... | 113 | 60 | 53 | 12 | 2 | 10 | 101 | 58 | 43 |
| St. Joseph, Mo..... | 67 | 41 | 26 | 29 | 20 | 9 | 38 | 21 | 17 |
| St. Louis, Mo..... | 1,666 | 638 | 1,028 | 376 | 125 | 251 | 1,290 | 513 | 777 |
| St. Paul, Minn..... | 176 | 66 | 110 | 38 | 14 | 24 | 138 | 52 | 86 |
| Salem, Mass..... | 90 | 47 | 43 | 22 | 11 | 11 | 68 | 36 | 32 |
| Salt Lake City, Utah..... | 38 | 21 | 17 | 10 | 6 | 4 | 28 | 15 | 13 |
| San Antonio, Tex..... | 621 | 248 | 373 | 23 | 5 | 18 | 598 | 243 | 355 |
| San Francisco, Cal..... | 261 | 118 | 143 | 40 | 15 | 25 | 221 | 103 | 118 |
| Savannah, Ga..... | 34 | 13 | 21 | 7 | 1 | 6 | 27 | 12 | 15 |
| Schenectady, N. Y..... | 53 | 30 | 23 | 20 | 14 | 6 | 33 | 18 | 17 |
| Scranton, Pa..... | 643 | 368 | 275 | 160 | 88 | 72 | 483 | 280 | 203 |
| Seattle, Wash..... | 34 | 20 | 14 | 8 | 3 | 5 | 26 | 17 | 9 |
| Sioux City, Iowa..... | 38 | 18 | 20 | 7 | 1 | 6 | 31 | 17 | 14 |
| Somerville, Mass..... | 29 | 13 | 16 | 6 | 1 | 5 | 23 | 12 | 11 |
| South Bend, Ind..... | 92 | 48 | 44 | 25 | 7 | 18 | 67 | 41 | 26 |
| South Omaha, Nebr..... | 15 | 6 | 9 | 1 | — | — | 14 | 6 | 8 |
| Spokane, Wash..... | 11 | 6 | 5 | 4 | 1 | 3 | 7 | 5 | 2 |
| Springfield, Ill..... | 56 | 24 | 32 | 19 | 6 | 13 | 37 | 18 | 19 |
| Springfield, Mass..... | 114 | 51 | 63 | 16 | 7 | 9 | 98 | 44 | 54 |
| Springfield, Ohio..... | 61 | 31 | 30 | 25 | 11 | 14 | 36 | 20 | 16 |
| Superior, Wis..... | 21 | 9 | 12 | 5 | — | — | 16 | 9 | 7 |
| Syracuse, N. Y..... | 213 | 104 | 109 | 40 | 18 | 22 | 173 | 86 | 87 |
| Tacoma, Wash..... | 22 | 11 | 11 | 7 | 2 | 5 | 15 | 9 | 6 |
| Taunton, Mass..... | 72 | 34 | 38 | 13 | 3 | 10 | 59 | 31 | 28 |
| Terre Haute, Ind..... | 95 | 43 | 52 | 28 | 9 | 19 | 67 | 34 | 33 |
| Toledo, Ohio..... | 357 | 148 | 209 | 56 | 19 | 37 | 301 | 129 | 172 |
| Topeka, Kans..... | 17 | 5 | 12 | 4 | 1 | 3 | 13 | 4 | 9 |
| Trenton, N. J..... | 189 | 110 | 79 | 40 | 17 | 23 | 149 | 93 | 56 |
| Troy, N. Y..... | 212 | 100 | 112 | 77 | 33 | 44 | 135 | 67 | 68 |
| Utica, N. Y..... | 162 | 92 | 70 | 27 | 28 | 24 | 110 | 64 | 46 |
| Washington, D. C..... | 163 | 81 | 82 | 52 | 10 | 17 | 136 | 71 | 65 |
| Waterbury, Conn..... | 29 | 18 | 11 | 5 | 1 | 4 | 24 | 17 | 7 |
| Wheeling, W. Va..... | 164 | 85 | 79 | 34 | 19 | 15 | 130 | 66 | 64 |
| Wilkesbarre, Pa..... | 183 | 75 | 108 | 38 | 10 | 28 | 145 | 65 | 80 |
| Williamsport, Pa..... | 59 | 27 | 32 | 23 | 9 | 14 | 36 | 18 | 18 |
| Wilmington, Del..... | 147 | 64 | 83 | 45 | 16 | 29 | 102 | 43 | 54 |
| Woonsocket, R. I..... | 409 | 202 | 207 | 80 | 32 | 48 | 329 | 170 | 159 |
| Worcester, Mass..... | 383 | 119 | 264 | 57 | 21 | 36 | 326 | 98 | 228 |
| Yonkers, N. Y..... | 43 | 18 | 25 | 9 | 1 | 8 | 34 | 17 | 17 |
| York, Pa..... | 89 | 45 | 44 | 19 | 7 | 12 | 70 | 38 | 32 |
| Youngstown, Ohio..... | 84 | 33 | 51 | 25 | 9 | 16 | 59 | 24 | 35 |

STATISTICS OF POPULATION.

TABLE 77.—ILLITERATE FOREIGN WHITE POPULATION 10 YEARS OF AGE AND OVER, CLASSIFIED BY SEX AND DEGREE OF ILLITERACY, FOR CITIES HAVING 25,000 INHABITANTS OR MORE: 1900.

| CITIES. | AGGREGATE. | | | NUMBER WHO CAN READ BUT CAN NOT WRITE. | | | NUMBER WHO CAN NEITHER READ NOR WRITE. | | |
|----------------------|------------|--------|----------|--|--------|----------|--|--------|----------|
| | Total. | Males. | Females. | Total. | Males. | Females. | Total. | Males. | Females. |
| Akron, Ohio | 560 | 253 | 307 | 99 | 44 | 55 | 461 | 209 | 252 |
| Albany, N. Y. | 1,755 | 602 | 1,153 | 352 | 99 | 253 | 1,403 | 503 | 900 |
| Allegheny, Pa. | 3,897 | 2,516 | 1,381 | 518 | 279 | 239 | 3,379 | 2,237 | 1,142 |
| Allentown, Pa. | 534 | 224 | 310 | 64 | 21 | 43 | 470 | 203 | 267 |
| Altoona, Pa. | 351 | 174 | 177 | 70 | 20 | 50 | 281 | 154 | 127 |
| Atlanta, Ga. | 208 | 87 | 121 | 33 | 19 | 14 | 175 | 68 | 107 |
| Atlantic City, N. J. | 410 | 184 | 226 | 41 | 9 | 32 | 369 | 175 | 194 |
| Auburn, N. Y. | 569 | 251 | 318 | 114 | 36 | 78 | 455 | 215 | 240 |
| Augusta, Ga. | 58 | 24 | 34 | 5 | 3 | 2 | 53 | 21 | 32 |
| Baltimore, Md. | 8,585 | 3,209 | 5,376 | 911 | 260 | 651 | 7,674 | 2,949 | 4,725 |
| Bay City, Mich. | 1,084 | 474 | 590 | 261 | 90 | 171 | 803 | 384 | 419 |
| Bayonne, N. J. | 1,973 | 929 | 1,044 | 259 | 110 | 149 | 1,714 | 819 | 895 |
| Binghamton, N. Y. | 581 | 238 | 343 | 98 | 30 | 68 | 483 | 208 | 275 |
| Birmingham, Ala. | 241 | 147 | 94 | 18 | 6 | 12 | 223 | 141 | 82 |
| Boston, Mass. | 21,557 | 7,778 | 13,779 | 2,385 | 653 | 1,732 | 19,172 | 7,125 | 12,047 |
| Bridgeport, Conn. | 2,727 | 1,181 | 1,546 | 438 | 140 | 298 | 2,289 | 1,041 | 1,248 |
| Brockton, Mass. | 933 | 404 | 529 | 233 | 86 | 147 | 700 | 318 | 382 |
| Buffalo, N. Y. | 12,142 | 5,002 | 7,140 | 2,495 | 929 | 1,566 | 9,647 | 4,073 | 5,574 |
| Butte, Mont. | 469 | 257 | 202 | 72 | 35 | 37 | 387 | 222 | 165 |
| Cambridge, Mass. | 2,900 | 963 | 1,937 | 540 | 140 | 400 | 2,360 | 823 | 1,537 |
| Camden, N. J. | 788 | 305 | 483 | 167 | 47 | 120 | 601 | 258 | 343 |
| Canton, Ohio | 332 | 130 | 202 | 48 | 15 | 33 | 284 | 115 | 169 |
| Cedar Rapids, Iowa | 311 | 73 | 238 | 111 | 17 | 94 | 200 | 56 | 144 |
| Charleston, S. C. | 140 | 50 | 90 | 16 | 10 | 6 | 114 | 40 | 74 |
| Chattanooga, Tenn. | 47 | 11 | 36 | 5 | | 5 | 42 | 11 | 31 |
| Chelsea, Mass. | 1,208 | 460 | 748 | 182 | 64 | 118 | 1,026 | 396 | 630 |
| Chester, Pa. | 853 | 434 | 419 | 150 | 78 | 72 | 703 | 356 | 347 |
| Chicago, Ill. | 47,038 | 20,379 | 26,709 | 8,566 | 3,234 | 5,332 | 38,522 | 17,145 | 21,377 |
| Cincinnati, Ohio | 5,114 | 1,650 | 3,464 | 866 | 227 | 639 | 4,248 | 1,423 | 2,825 |
| Cleveland, Ohio | 13,004 | 5,621 | 7,383 | 2,339 | 875 | 1,464 | 10,665 | 4,746 | 5,919 |
| Columbus, Ohio | 1,109 | 430 | 679 | 194 | 60 | 134 | 915 | 370 | 545 |
| Council Bluffs, Iowa | 248 | 94 | 154 | 48 | 24 | 24 | 200 | 70 | 130 |
| Covington, Ky. | 470 | 163 | 307 | 147 | 44 | 103 | 323 | 119 | 204 |
| Dallas, Tex. | 266 | 125 | 141 | 23 | 10 | 13 | 243 | 115 | 128 |
| Davenport, Iowa | 373 | 113 | 260 | 93 | 25 | 68 | 280 | 88 | 192 |
| Dayton, Ohio | 918 | 362 | 556 | 179 | 51 | 128 | 739 | 301 | 438 |
| Denver, Colo. | 1,396 | 516 | 880 | 275 | 65 | 152 | 1,179 | 451 | 728 |
| Des Moines, Iowa | 538 | 242 | 296 | 110 | 41 | 69 | 428 | 201 | 227 |
| Detroit, Mich. | 8,119 | 3,433 | 4,686 | 1,909 | 671 | 1,238 | 6,210 | 2,762 | 3,448 |
| Dubuque, Iowa | 441 | 124 | 317 | 98 | 19 | 79 | 343 | 105 | 238 |
| Duluth, Minn. | 1,330 | 671 | 659 | 248 | 90 | 158 | 1,082 | 581 | 501 |
| Easton, Pa. | 171 | 70 | 101 | 42 | 18 | 24 | 129 | 52 | 77 |
| East St. Louis, Ill. | 845 | 446 | 399 | 85 | 34 | 51 | 760 | 412 | 348 |
| Elizabeth, N. J. | 2,230 | 1,212 | 1,078 | 153 | 57 | 96 | 2,137 | 1,155 | 982 |
| Elmira, N. Y. | 672 | 267 | 405 | 79 | 16 | 63 | 593 | 251 | 342 |
| Erie, Pa. | 1,093 | 580 | 513 | 156 | 63 | 93 | 937 | 517 | 420 |
| Evansville, Ind. | 538 | 175 | 363 | 119 | 34 | 85 | 419 | 141 | 278 |
| Fall River, Mass. | 11,408 | 4,801 | 6,602 | 1,292 | 410 | 882 | 10,111 | 4,391 | 5,720 |
| Fitchburg, Mass. | 1,464 | 701 | 763 | 211 | 33 | 128 | 1,253 | 618 | 635 |
| Fort Wayne, Ind. | 379 | 143 | 236 | 101 | 30 | 71 | 278 | 113 | 165 |
| Fort Worth, Tex. | 121 | 52 | 69 | 18 | 8 | 10 | 103 | 44 | 59 |
| Galveston, Tex. | 373 | 157 | 216 | 54 | 23 | 31 | 319 | 134 | 185 |
| Gloucester, Mass. | 1,081 | 498 | 583 | 163 | 78 | 85 | 918 | 420 | 498 |
| Grand Rapids, Mich. | 1,873 | 741 | 1,132 | 492 | 165 | 327 | 1,381 | 576 | 805 |
| Harrisburg, Pa. | 236 | 107 | 179 | 60 | 18 | 42 | 226 | 89 | 137 |
| Hartford, Conn. | 3,232 | 1,474 | 1,808 | 328 | 101 | 227 | 2,954 | 1,373 | 1,581 |
| Haverhill, Mass. | 1,414 | 565 | 849 | 125 | 51 | 74 | 1,289 | 514 | 775 |
| Hoboken, N. J. | 1,608 | 610 | 898 | 111 | 34 | 77 | 1,397 | 576 | 821 |
| Holyoke, Mass. | 3,733 | 1,562 | 2,171 | 296 | 101 | 195 | 3,437 | 1,461 | 1,976 |
| Honolulu, Hawaii | 1,636 | 808 | 828 | 28 | 12 | 16 | 1,608 | 796 | 812 |
| Houston, Tex. | 342 | 147 | 195 | 35 | 14 | 21 | 307 | 133 | 174 |
| Indianapolis, Ind. | 1,882 | 809 | 1,073 | 360 | 117 | 243 | 1,522 | 692 | 830 |
| Jackson, Mich. | 247 | 105 | 142 | 33 | 15 | 18 | 214 | 90 | 124 |
| Jacksonville, Fla. | 68 | 32 | 36 | 10 | 3 | 7 | 58 | 29 | 29 |
| Jersey City, N. J. | 6,518 | 3,060 | 3,458 | 560 | 220 | 340 | 5,958 | 2,840 | 3,118 |
| Johnstown, Pa. | 2,112 | 1,498 | 619 | 140 | 61 | 79 | 1,972 | 1,432 | 540 |
| Joliet, Ill. | 1,294 | 679 | 615 | 170 | 57 | 113 | 1,124 | 622 | 502 |
| Joplin, Mo. | 38 | 23 | 15 | 6 | 3 | 3 | 32 | 20 | 12 |
| Kansas City, Kans. | 605 | 318 | 287 | 90 | 32 | 58 | 515 | 286 | 229 |
| Kansas City, Mo. | 1,693 | 692 | 901 | 200 | 70 | 130 | 1,393 | 622 | 771 |
| Knoxville, Tenn. | 70 | 26 | 44 | 10 | 2 | 8 | 60 | 24 | 36 |
| La Crosse, Wis. | 443 | 167 | 276 | 99 | 38 | 61 | 344 | 129 | 215 |
| Lancaster, Pa. | 267 | 92 | 175 | 44 | 6 | 38 | 223 | 86 | 137 |
| Lawrence, Mass. | 4,062 | 1,794 | 2,268 | 526 | 171 | 355 | 3,536 | 1,623 | 1,913 |
| Lexington, Ky. | 76 | 33 | 43 | 9 | 3 | 6 | 67 | 30 | 37 |
| Lincoln, Nebr. | 455 | 146 | 309 | 127 | 34 | 93 | 328 | 112 | 216 |
| Little Rock, Ark. | 117 | 58 | 64 | 26 | 10 | 16 | 91 | 43 | 48 |
| Los Angeles, Cal. | 938 | 418 | 525 | 106 | 36 | 70 | 832 | 377 | 455 |
| Louisville, Ky. | 2,304 | 827 | 1,477 | 406 | 123 | 283 | 1,898 | 704 | 1,194 |
| Lowell, Mass. | 6,412 | 2,835 | 3,577 | 1,069 | 368 | 701 | 5,343 | 2,467 | 2,876 |
| Lynn, Mass. | 1,823 | 522 | 801 | 180 | 51 | 129 | 1,143 | 471 | 672 |
| McKeesport, Pa. | 1,641 | 956 | 685 | 170 | 82 | 88 | 1,471 | 876 | 595 |
| Malden, Mass. | 589 | 203 | 386 | 108 | 28 | 80 | 481 | 175 | 306 |
| Manchester, N. H. | 3,766 | 1,772 | 1,994 | 544 | 250 | 294 | 3,222 | 1,522 | 1,700 |
| Memphis, Tenn. | 561 | 280 | 281 | 55 | 28 | 27 | 506 | 252 | 254 |

ILLITERACY.

TABLE 77.—ILLITERATE FOREIGN WHITE POPULATION 10 YEARS OF AGE AND OVER, CLASSIFIED BY SEX AND DEGREE OF ILLITERACY, FOR CITIES HAVING 25,000 INHABITANTS OR MORE: 1900—Continued.

| CITIES. | AGGREGATE. | | | NUMBER WHO CAN READ BUT CAN NOT WRITE. | | | NUMBER WHO CAN NEITHER READ NOR WRITE. | | |
|-----------------------------------|------------|--------|----------|--|--------|----------|--|--------|----------|
| | Total. | Males. | Females. | Total. | Males. | Females. | Total. | Males. | Females. |
| Milwaukee, Wis..... | 7,695 | 2,968 | 4,727 | 1,939 | 600 | 1,339 | 5,756 | 2,368 | 3,388 |
| Minneapolis, Minn..... | 2,641 | 1,099 | 1,542 | 787 | 247 | 540 | 1,854 | 852 | 1,002 |
| Mobile, Ala..... | 122 | 45 | 77 | 18 | 3 | 15 | 104 | 42 | 62 |
| Montgomery, Ala..... | 14 | 5 | 9 | 1 | 1 | 1 | 13 | 4 | 9 |
| Nashville, Tenn..... | 295 | 90 | 205 | 39 | 9 | 30 | 256 | 81 | 175 |
| Newark, N. J..... | 10,218 | 4,393 | 5,825 | 886 | 308 | 578 | 9,332 | 4,085 | 5,247 |
| New Bedford, Mass..... | 5,428 | 2,285 | 3,143 | 602 | 214 | 388 | 4,826 | 2,071 | 2,755 |
| New Britain, Conn..... | 1,532 | 755 | 777 | 225 | 79 | 146 | 1,307 | 676 | 631 |
| Newcastle, Pa..... | 702 | 414 | 288 | 55 | 31 | 24 | 647 | 383 | 264 |
| New Haven, Conn..... | 4,465 | 1,926 | 2,539 | 457 | 175 | 282 | 4,008 | 1,751 | 2,257 |
| New Orleans, La..... | 5,333 | 2,196 | 3,137 | 318 | 93 | 225 | 5,015 | 2,103 | 2,912 |
| Newport, Ky..... | 367 | 111 | 256 | 67 | 15 | 52 | 300 | 96 | 204 |
| Newton, Mass..... | 778 | 344 | 434 | 151 | 54 | 97 | 627 | 290 | 337 |
| New York, N. Y..... | 170,638 | 68,161 | 102,477 | 11,409 | 3,980 | 7,429 | 159,229 | 64,181 | 95,048 |
| Manhattan and Bronx boroughs..... | 126,897 | 49,804 | 77,093 | 6,983 | 2,496 | 4,487 | 119,914 | 47,808 | 72,106 |
| Brooklyn borough..... | 37,648 | 15,237 | 22,411 | 3,908 | 1,276 | 2,632 | 33,740 | 13,961 | 19,779 |
| Queens borough..... | 4,554 | 2,316 | 2,238 | 342 | 130 | 212 | 4,212 | 2,186 | 2,026 |
| Richmond borough..... | 1,589 | 804 | 785 | 196 | 78 | 118 | 1,343 | 726 | 617 |
| Norfolk, Va..... | 131 | 51 | 80 | 11 | 6 | 5 | 120 | 45 | 75 |
| Oakland, Cal..... | 1,268 | 554 | 714 | 146 | 46 | 100 | 1,122 | 508 | 614 |
| Omaha, Nebr..... | 1,189 | 460 | 729 | 262 | 84 | 178 | 927 | 376 | 551 |
| Oshkosh, Wis..... | 628 | 221 | 407 | 168 | 51 | 117 | 460 | 170 | 290 |
| Passaic, N. J..... | 3,101 | 1,110 | 1,991 | 341 | 64 | 277 | 2,760 | 1,046 | 1,714 |
| Paterson, N. J..... | 4,346 | 1,716 | 2,630 | 684 | 209 | 475 | 3,662 | 1,507 | 2,155 |
| Pawtucket, R. I..... | 1,661 | 620 | 1,041 | 385 | 104 | 281 | 1,276 | 516 | 760 |
| Peoria, Ill..... | 490 | 179 | 311 | 138 | 54 | 84 | 352 | 125 | 227 |
| Philadelphia, Pa..... | 35,025 | 14,673 | 20,352 | 3,762 | 1,098 | 2,664 | 31,263 | 13,575 | 17,688 |
| Pittsburg, Pa..... | 12,571 | 6,979 | 5,592 | 1,766 | 834 | 932 | 10,805 | 6,145 | 4,660 |
| Portland, Me..... | 1,427 | 542 | 885 | 209 | 69 | 140 | 1,218 | 473 | 745 |
| Portland, Oreg..... | 733 | 295 | 438 | 166 | 60 | 106 | 567 | 235 | 332 |
| Providence, R. I..... | 8,607 | 3,683 | 4,924 | 1,224 | 408 | 816 | 7,383 | 3,275 | 4,108 |
| Pueblo, Colo..... | 859 | 553 | 306 | 61 | 31 | 30 | 798 | 522 | 276 |
| Quincy, Ill..... | 384 | 114 | 270 | 127 | 30 | 97 | 257 | 84 | 173 |
| Racine, Wis..... | 906 | 355 | 551 | 227 | 89 | 138 | 679 | 266 | 413 |
| Reading, Pa..... | 965 | 524 | 441 | 174 | 74 | 100 | 791 | 450 | 341 |
| Richmond, Va..... | 249 | 93 | 156 | 24 | 8 | 16 | 225 | 85 | 140 |
| Rochester, N. Y..... | 3,174 | 1,235 | 1,939 | 536 | 150 | 386 | 2,638 | 1,085 | 1,553 |
| Rockford, Ill..... | 464 | 110 | 354 | 271 | 49 | 222 | 193 | 61 | 132 |
| Sacramento, Cal..... | 290 | 124 | 166 | 24 | 5 | 19 | 266 | 119 | 147 |
| Saginaw, Mich..... | 829 | 331 | 498 | 170 | 57 | 113 | 659 | 274 | 385 |
| St. Joseph, Mo..... | 553 | 230 | 323 | 76 | 29 | 47 | 477 | 201 | 276 |
| St. Louis, Mo..... | 10,764 | 3,777 | 6,987 | 1,738 | 527 | 1,211 | 9,026 | 3,250 | 5,776 |
| St. Paul, Minn..... | 3,570 | 1,276 | 2,295 | 771 | 247 | 524 | 2,799 | 1,028 | 1,771 |
| Salem, Mass..... | 1,979 | 892 | 1,087 | 331 | 102 | 229 | 1,648 | 790 | 858 |
| Salt Lake City, Utah..... | 1,465 | 158 | 307 | 173 | 43 | 130 | 292 | 115 | 177 |
| San Antonio, Tex..... | 1,746 | 747 | 999 | 85 | 23 | 62 | 1,661 | 724 | 937 |
| San Francisco, Cal..... | 5,743 | 2,334 | 3,409 | 848 | 272 | 576 | 4,895 | 2,062 | 2,833 |
| Savannah, Ga..... | 258 | 118 | 140 | 42 | 18 | 24 | 216 | 100 | 116 |
| Schenectady, N. Y..... | 1,126 | 630 | 496 | 136 | 68 | 68 | 990 | 562 | 428 |
| Scranton, Pa..... | 5,930 | 2,886 | 3,044 | 979 | 450 | 529 | 4,951 | 2,436 | 2,515 |
| Seattle, Wash..... | 402 | 204 | 198 | 61 | 24 | 37 | 341 | 180 | 161 |
| Sioux City, Iowa..... | 223 | 62 | 161 | 65 | 16 | 49 | 158 | 46 | 112 |
| Somerville, Mass..... | 1,243 | 456 | 787 | 229 | 53 | 176 | 1,014 | 403 | 611 |
| South Bend, Ind..... | 1,006 | 437 | 569 | 282 | 99 | 183 | 724 | 388 | 336 |
| South Omaha, Nebr..... | 398 | 179 | 219 | 65 | 25 | 40 | 333 | 154 | 179 |
| Spokane, Wash..... | 397 | 181 | 216 | 125 | 64 | 61 | 272 | 117 | 155 |
| Springfield, Ill..... | 679 | 277 | 402 | 138 | 50 | 88 | 541 | 227 | 314 |
| Springfield, Mass..... | 1,866 | 797 | 1,069 | 179 | 58 | 121 | 1,687 | 739 | 948 |
| Springfield, Ohio..... | 443 | 160 | 283 | 106 | 33 | 73 | 337 | 127 | 210 |
| Superior, Wis..... | 729 | 411 | 318 | 196 | 118 | 78 | 533 | 293 | 240 |
| Syracuse, N. Y..... | 2,264 | 920 | 1,344 | 351 | 106 | 245 | 1,913 | 814 | 1,099 |
| Tacoma, Wash..... | 395 | 196 | 199 | 78 | 24 | 54 | 317 | 172 | 145 |
| Taunton, Mass..... | 1,606 | 766 | 840 | 164 | 59 | 105 | 1,442 | 707 | 735 |
| Terre Haute, Ind..... | 254 | 78 | 176 | 55 | 15 | 40 | 199 | 63 | 136 |
| Toledo, Ohio..... | 2,879 | 1,163 | 1,716 | 466 | 150 | 306 | 2,423 | 1,013 | 1,410 |
| Topeka, Kans..... | 233 | 87 | 146 | 54 | 15 | 39 | 179 | 72 | 107 |
| Trenton, N. J..... | 2,896 | 1,371 | 1,525 | 387 | 162 | 225 | 2,509 | 1,209 | 1,300 |
| Troy, N. Y..... | 1,980 | 736 | 1,244 | 385 | 118 | 267 | 1,595 | 668 | 927 |
| Utica, N. Y..... | 2,104 | 964 | 1,140 | 288 | 105 | 183 | 1,816 | 859 | 957 |
| Washington, D. C..... | 1,342 | 498 | 844 | 172 | 41 | 131 | 1,170 | 457 | 713 |
| Waterbury, Conn..... | 1,959 | 989 | 970 | 191 | 75 | 116 | 1,768 | 914 | 854 |
| Wheeling, W. Va..... | 579 | 238 | 341 | 123 | 42 | 81 | 456 | 196 | 260 |
| Wilkesbarre, Pa..... | 1,980 | 917 | 1,063 | 332 | 115 | 217 | 1,648 | 802 | 846 |
| Williamsport, Pa..... | 184 | 64 | 120 | 52 | 17 | 35 | 132 | 47 | 85 |
| Wilmington, Del..... | 2,018 | 1,068 | 950 | 220 | 79 | 141 | 1,798 | 989 | 809 |
| Woonsocket, R. I..... | 2,933 | 1,443 | 1,490 | 486 | 191 | 295 | 2,447 | 1,252 | 1,195 |
| Worcester, Mass..... | 4,009 | 1,680 | 2,329 | 611 | 204 | 407 | 3,398 | 1,476 | 1,922 |
| Yonkers, N. Y..... | 1,559 | 736 | 823 | 60 | 16 | 44 | 1,499 | 720 | 779 |
| York, Pa..... | 155 | 60 | 95 | 30 | 9 | 21 | 125 | 51 | 74 |
| Youngstown, Ohio..... | 2,531 | 1,424 | 1,107 | 224 | 97 | 127 | 2,307 | 1,327 | 980 |

STATISTICS OF POPULATION.

TABLE 78.—ILLITERATE COLORED POPULATION¹ 10 YEARS OF AGE AND OVER, CLASSIFIED BY SEX AND DEGREE OF ILLITERACY, FOR CITIES HAVING 25,000 INHABITANTS OR MORE: 1900.

| CITIES. | AGGREGATE. | | | NUMBER WHO CAN READ BUT CAN NOT WRITE. | | | NUMBER WHO CAN NEITHER READ NOR WRITE. | | |
|---------------------------|------------|--------|----------|--|--------|----------|--|--------|----------|
| | Total. | Males. | Females. | Total. | Males. | Females. | Total. | Males. | Females. |
| Akron, Ohio..... | 41 | 21 | 20 | 7 | 4 | 3 | 34 | 17 | 17 |
| Albany, N. Y..... | 70 | 43 | 27 | 13 | 6 | 7 | 57 | 37 | 20 |
| Allegheny, Pa..... | 366 | 186 | 180 | 66 | 31 | 35 | 300 | 155 | 145 |
| Allentown, Pa..... | 6 | 4 | 2 | 2 | 1 | 1 | 4 | 3 | 1 |
| Altoona, Pa..... | 34 | 16 | 18 | 7 | 3 | 4 | 27 | 13 | 14 |
| Atlanta, Ga..... | 10,119 | 3,658 | 6,461 | 1,002 | 393 | 609 | 9,117 | 3,265 | 5,852 |
| Atlantic City, N. J..... | 504 | 181 | 323 | 69 | 25 | 44 | 435 | 156 | 279 |
| Auburn, N. Y..... | 53 | 35 | 18 | 14 | 7 | 7 | 39 | 23 | 16 |
| Augusta, Ga..... | 5,781 | 2,119 | 3,662 | 726 | 293 | 433 | 5,055 | 1,826 | 3,229 |
| Baltimore, Md..... | 17,087 | 6,511 | 10,526 | 2,029 | 754 | 1,275 | 15,008 | 5,757 | 9,251 |
| Bay City, Mich..... | 11 | 3 | 8 | 4 | 1 | 3 | 7 | 2 | 5 |
| Bayonne, N. J..... | 53 | 26 | 27 | 6 | 4 | 2 | 47 | 22 | 25 |
| Binghamton, N. Y..... | 36 | 16 | 20 | 9 | 2 | 7 | 27 | 14 | 13 |
| Birmingham, Ala..... | 5,533 | 2,372 | 3,161 | 590 | 245 | 345 | 4,943 | 2,127 | 2,816 |
| Boston, Mass..... | 1,186 | 663 | 523 | 162 | 49 | 113 | 1,024 | 614 | 410 |
| Bridgeport, Conn..... | 133 | 60 | 73 | 37 | 21 | 16 | 96 | 39 | 57 |
| Brockton, Mass..... | 43 | 32 | 11 | 8 | 4 | 4 | 35 | 28 | 7 |
| Buffalo, N. Y..... | 101 | 52 | 49 | 13 | 5 | 8 | 88 | 47 | 41 |
| Butte, Mont..... | 97 | 83 | 14 | 9 | 6 | 3 | 88 | 77 | 11 |
| Cambridge, Mass..... | 356 | 136 | 220 | 73 | 25 | 48 | 283 | 111 | 172 |
| Camden, N. J..... | 1,039 | 452 | 587 | 156 | 76 | 80 | 883 | 376 | 507 |
| Canton, Ohio..... | 15 | 13 | 2 | 4 | 3 | 1 | 11 | 10 | 1 |
| Cedar Rapids, Iowa..... | 21 | 10 | 11 | 4 | 3 | 1 | 17 | 7 | 10 |
| Charleston, S. C..... | 7,462 | 2,694 | 4,768 | 1,090 | 417 | 673 | 6,372 | 2,277 | 4,095 |
| Chattanooga, Tenn..... | 3,278 | 1,482 | 1,796 | 504 | 236 | 268 | 2,774 | 1,246 | 1,528 |
| Chelsea, Mass..... | 75 | 39 | 36 | 16 | 3 | 13 | 59 | 36 | 23 |
| Chester, Pa..... | 818 | 400 | 418 | 100 | 47 | 53 | 718 | 353 | 365 |
| Chicago, Ill..... | 2,273 | 963 | 1,310 | 433 | 175 | 258 | 1,840 | 788 | 1,052 |
| Cincinnati, Ohio..... | 2,472 | 1,136 | 1,336 | 306 | 122 | 184 | 2,166 | 1,014 | 1,152 |
| Cleveland, Ohio..... | 519 | 271 | 248 | 128 | 54 | 74 | 391 | 217 | 174 |
| Columbus, Ohio..... | 1,116 | 568 | 548 | 206 | 77 | 129 | 910 | 491 | 419 |
| Council Bluffs, Iowa..... | 41 | 19 | 22 | 5 | 3 | 2 | 36 | 19 | 17 |
| Covington, Ky..... | 721 | 311 | 410 | 114 | 50 | 64 | 607 | 261 | 346 |
| Dallas, Tex..... | 1,890 | 724 | 1,166 | 227 | 98 | 129 | 1,663 | 626 | 1,037 |
| Davenport, Iowa..... | 46 | 18 | 28 | 8 | 2 | 6 | 38 | 16 | 22 |
| Dayton, Ohio..... | 360 | 171 | 189 | 61 | 27 | 34 | 299 | 144 | 155 |
| Denver, Colo..... | 409 | 183 | 226 | 31 | 27 | 54 | 378 | 156 | 172 |
| Des Moines, Iowa..... | 176 | 82 | 94 | 31 | 13 | 18 | 145 | 69 | 76 |
| Detroit, Mich..... | 279 | 121 | 158 | 52 | 13 | 34 | 227 | 103 | 124 |
| Dubuque, Iowa..... | 9 | 6 | 3 | 1 | 1 | 0 | 8 | 5 | 3 |
| Duluth, Minn..... | 39 | 17 | 22 | 0 | 0 | 0 | 39 | 17 | 22 |
| Easton, Pa..... | 30 | 12 | 18 | 6 | 1 | 5 | 24 | 11 | 13 |
| East St. Louis, Ill..... | 397 | 202 | 195 | 43 | 22 | 21 | 354 | 180 | 174 |
| Elizabeth, N. J..... | 146 | 71 | 75 | 15 | 6 | 9 | 131 | 65 | 66 |
| Elmira, N. Y..... | 101 | 58 | 43 | 21 | 7 | 14 | 80 | 51 | 29 |
| Erie, Pa..... | 22 | 15 | 7 | 4 | 1 | 3 | 18 | 14 | 4 |
| Evansville, Ind..... | 1,640 | 820 | 820 | 207 | 125 | 82 | 1,433 | 695 | 738 |
| Fall River, Mass..... | 48 | 23 | 25 | 4 | 1 | 3 | 44 | 22 | 22 |
| Fitchburg, Mass..... | 8 | 6 | 2 | 3 | 2 | 1 | 5 | 6 | 0 |
| Fort Wayne, Ind..... | 27 | 17 | 10 | 5 | 3 | 2 | 22 | 14 | 8 |
| Fort Worth, Tex..... | 844 | 313 | 531 | 102 | 35 | 67 | 742 | 278 | 464 |
| Galveston, Tex..... | 1,637 | 542 | 1,095 | 251 | 93 | 158 | 1,386 | 449 | 937 |
| GloUCESTER, Mass..... | 18 | 14 | 4 | 1 | 1 | 0 | 17 | 14 | 3 |
| Grand Rapids, Mich..... | 51 | 20 | 31 | 12 | 5 | 7 | 39 | 18 | 21 |
| Harrisburg, Pa..... | 666 | 330 | 336 | 133 | 63 | 70 | 533 | 267 | 266 |
| Hartford, Conn..... | 137 | 59 | 78 | 27 | 7 | 20 | 110 | 52 | 58 |
| Haverhill, Mass..... | 49 | 29 | 20 | 4 | 2 | 2 | 45 | 27 | 18 |
| Hoboken, N. J..... | 23 | 19 | 4 | 4 | 2 | 2 | 19 | 17 | 2 |
| Holyoke, Mass..... | 8 | 5 | 3 | 3 | 2 | 1 | 5 | 5 | 0 |
| Honolulu, Hawaii..... | 4,205 | 2,604 | 1,601 | 64 | 45 | 19 | 4,141 | 2,559 | 1,582 |
| Houston, Tex..... | 3,634 | 1,391 | 2,243 | 448 | 176 | 272 | 3,186 | 1,215 | 1,971 |
| Indianapolis, Ind..... | 2,759 | 1,265 | 1,494 | 468 | 195 | 273 | 2,291 | 1,070 | 1,221 |
| Jackson, Mich..... | 60 | 38 | 22 | 19 | 11 | 8 | 41 | 27 | 14 |
| Jacksonville, Fla..... | 3,054 | 1,099 | 1,955 | 392 | 150 | 242 | 2,662 | 949 | 1,713 |
| Jersey City, N. J..... | 318 | 166 | 152 | 30 | 10 | 20 | 288 | 156 | 132 |
| Johnstown, Pa..... | 43 | 25 | 18 | 6 | 3 | 3 | 37 | 22 | 15 |
| Joliet, Ill..... | 105 | 64 | 41 | 19 | 13 | 6 | 86 | 51 | 35 |
| Joplin, Mo..... | 110 | 58 | 52 | 14 | 9 | 5 | 96 | 44 | 52 |
| Kansas City, Kans..... | 1,319 | 572 | 747 | 233 | 144 | 139 | 1,086 | 428 | 608 |
| Kansas City, Mo..... | 2,973 | 1,259 | 1,714 | 425 | 171 | 254 | 2,548 | 1,088 | 1,460 |
| Knoxville, Tenn..... | 1,599 | 647 | 952 | 235 | 107 | 128 | 1,364 | 540 | 824 |
| La Crosse, Wis..... | 4 | 2 | 2 | 1 | 1 | 0 | 3 | 1 | 2 |
| Lancaster, Pa..... | 86 | 41 | 45 | 10 | 5 | 5 | 76 | 36 | 40 |
| Lawrence, Mass..... | 16 | 7 | 9 | 3 | 1 | 2 | 13 | 6 | 7 |
| Lexington, Ky..... | 2,882 | 1,114 | 1,768 | 210 | 75 | 135 | 2,672 | 1,039 | 1,633 |
| Lincoln, Nebr..... | 73 | 34 | 39 | 15 | 9 | 6 | 58 | 25 | 33 |
| Little Rock, Ark..... | 3,314 | 1,396 | 1,918 | 412 | 155 | 257 | 2,902 | 1,241 | 1,661 |
| Los Angeles, Cal..... | 614 | 377 | 237 | 58 | 23 | 35 | 556 | 349 | 207 |
| Louisville, Ky..... | 10,397 | 4,672 | 5,725 | 1,175 | 533 | 642 | 9,222 | 4,139 | 5,083 |
| Lowell, Mass..... | 28 | 23 | 5 | 4 | 1 | 3 | 24 | 22 | 2 |
| Lynn, Mass..... | 111 | 46 | 65 | 15 | 4 | 11 | 96 | 42 | 54 |
| McKeesport, Pa..... | 102 | 54 | 48 | 16 | 11 | 5 | 86 | 43 | 43 |
| Malden, Mass..... | 38 | 14 | 24 | 7 | 1 | 6 | 31 | 13 | 18 |
| Manchester, N. H..... | 15 | 15 | 0 | 0 | 0 | 0 | 15 | 15 | 0 |
| Memphis, Tenn..... | 14,116 | 6,400 | 7,716 | 1,759 | 838 | 921 | 12,357 | 5,562 | 6,795 |

¹ Persons of negro descent, Chinese, Japanese, and Indians.

ILLITERACY.

449

TABLE 78.—ILLITERATE COLORED POPULATION¹ 10 YEARS OF AGE AND OVER, CLASSIFIED BY SEX AND DEGREE OF ILLITERACY, FOR CITIES HAVING 25,000 INHABITANTS OR MORE: 1900—Continued.

| CITIES. | AGGREGATE. | | | NUMBER WHO CAN READ BUT CAN NOT WRITE. | | | NUMBER WHO CAN NEITHER READ NOR WRITE. | | |
|-------------------------------|------------|--------|----------|--|--------|----------|--|--------|----------|
| | Total. | Males. | Females. | Total. | Males. | Females. | Total. | Males. | Females. |
| Milwaukee, Wis. | 50 | 25 | 25 | 11 | 4 | 7 | 39 | 21 | 18 |
| Minneapolis, Minn. | 93 | 40 | 53 | 20 | 8 | 12 | 73 | 32 | 41 |
| Mobile, Ala. | 6,187 | 2,524 | 3,663 | 524 | 205 | 319 | 5,663 | 2,319 | 3,344 |
| Montgomery, Ala. | 6,315 | 2,239 | 4,076 | 523 | 199 | 324 | 5,792 | 2,040 | 3,752 |
| Nashville, Tenn. | 8,065 | 3,159 | 4,906 | 1,033 | 449 | 584 | 7,032 | 2,710 | 4,322 |
| Newark, N. J. | 759 | 310 | 449 | 145 | 47 | 98 | 614 | 263 | 351 |
| New Bedford, Mass. | 235 | 141 | 94 | 26 | 6 | 20 | 209 | 135 | 74 |
| New Britain, Conn. | 14 | 5 | 9 | 14 | 5 | 9 | 14 | 5 | 9 |
| Newcastle, Pa. | 36 | 25 | 11 | 10 | 8 | 2 | 26 | 17 | 9 |
| New Haven, Conn. | 267 | 106 | 161 | 67 | 22 | 45 | 200 | 84 | 116 |
| New Orleans, La. | 22,758 | 8,318 | 13,940 | 1,356 | 535 | 821 | 21,402 | 8,283 | 13,119 |
| Newport, Ky. | 86 | 33 | 53 | 14 | 5 | 9 | 72 | 28 | 44 |
| Newton, Mass. | 34 | 17 | 17 | 7 | 2 | 5 | 27 | 15 | 12 |
| New York, N. Y. | 5,858 | 2,901 | 2,957 | 699 | 250 | 449 | 5,154 | 2,651 | 2,503 |
| Manhattan and Bronx boroughs. | 3,349 | 1,738 | 1,611 | 389 | 121 | 268 | 2,960 | 1,617 | 1,343 |
| Brooklyn borough. | 2,044 | 960 | 1,084 | 253 | 103 | 150 | 1,791 | 857 | 934 |
| Queens borough. | 321 | 127 | 194 | 30 | 9 | 21 | 291 | 118 | 173 |
| Richmond borough. | 139 | 76 | 63 | 27 | 17 | 10 | 112 | 59 | 53 |
| Norfolk, Va. | 6,399 | 2,627 | 3,772 | 738 | 358 | 380 | 5,661 | 2,269 | 3,392 |
| Oakland, Cal. | 261 | 214 | 47 | 29 | 21 | 8 | 232 | 193 | 39 |
| Omaha, Nebr. | 343 | 141 | 202 | 59 | 19 | 40 | 284 | 122 | 162 |
| Oshkosh, Wis. | 16 | 15 | 1 | 2 | 1 | 1 | 14 | 14 | — |
| Passaic, N. J. | 76 | 30 | 46 | 10 | 3 | 7 | 66 | 27 | 39 |
| Paterson, N. J. | 263 | 139 | 124 | 39 | 15 | 24 | 224 | 124 | 100 |
| Pawtucket, R. I. | 17 | 10 | 7 | 5 | 2 | 3 | 12 | 8 | 4 |
| Peoria, Ill. | 223 | 129 | 94 | 43 | 25 | 18 | 180 | 104 | 76 |
| Philadelphia, Pa. | 6,442 | 2,897 | 3,545 | 1,060 | 454 | 606 | 5,382 | 2,443 | 2,939 |
| Pittsburg, Pa. | 2,091 | 1,201 | 890 | 414 | 230 | 184 | 1,677 | 971 | 706 |
| Portland, Me. | 31 | 19 | 12 | 11 | 4 | 7 | 20 | 15 | 5 |
| Portland, Oreg. | 3,116 | 2,999 | 117 | 208 | 200 | 8 | 2,908 | 2,799 | 109 |
| Providence, R. I. | 673 | 310 | 363 | 141 | 49 | 92 | 532 | 261 | 271 |
| Pueblo, Colo. | 206 | 117 | 89 | 42 | 24 | 18 | 164 | 93 | 71 |
| Quincy, Ill. | 432 | 179 | 253 | 77 | 33 | 44 | 355 | 146 | 209 |
| Racine, Wis. | 20 | 9 | 11 | 4 | 3 | 1 | 16 | 6 | 10 |
| Reading, Pa. | 57 | 35 | 22 | 7 | 2 | 5 | 50 | 33 | 17 |
| Richmond, Va. | 8,588 | 3,521 | 5,067 | 895 | 351 | 544 | 7,693 | 3,170 | 4,523 |
| Rochester, N. Y. | 29 | 18 | 11 | 5 | 3 | 2 | 24 | 15 | 9 |
| Rockford, Ill. | 18 | 10 | 8 | 3 | 2 | 1 | 15 | 8 | 7 |
| Sacramento, Cal. | 508 | 461 | 47 | 24 | 23 | 1 | 484 | 438 | 46 |
| Saginaw, Mich. | 19 | 9 | 10 | 1 | — | 1 | 18 | 9 | 9 |
| St. Joseph, Mo. | 802 | 360 | 442 | 103 | 55 | 48 | 699 | 305 | 394 |
| St. Louis, Mo. | 6,581 | 2,600 | 3,981 | 1,057 | 444 | 613 | 5,524 | 2,156 | 3,368 |
| St. Paul, Minn. | 156 | 63 | 93 | 26 | 7 | 19 | 130 | 56 | 74 |
| Salem, Mass. | 16 | 15 | 1 | 4 | 3 | 1 | 12 | 12 | — |
| Salt Lake City, Utah. | 103 | 78 | 25 | 12 | 7 | 5 | 91 | 71 | 20 |
| San Antonio, Tex. | 1,251 | 453 | 798 | 114 | 32 | 82 | 1,137 | 421 | 716 |
| San Francisco, Cal. | 2,829 | 1,363 | 1,466 | 72 | 60 | 12 | 2,757 | 1,303 | 1,454 |
| Savannah, Ga. | 7,985 | 2,948 | 4,937 | 821 | 325 | 496 | 7,164 | 2,623 | 4,541 |
| Schenectady, N. Y. | 21 | 9 | 12 | 6 | 1 | 5 | 15 | 8 | 7 |
| Scranton, Pa. | 46 | 24 | 22 | 10 | 3 | 7 | 36 | 21 | 15 |
| Seattle, Wash. | 418 | 395 | 23 | 7 | 6 | 1 | 411 | 389 | 22 |
| Sioux City, Iowa. | 33 | 16 | 17 | 8 | 4 | 4 | 25 | 12 | 13 |
| Somerville, Mass. | 27 | 23 | 4 | 3 | 3 | — | 24 | 20 | 4 |
| South Bend, Ind. | 25 | 13 | 12 | 7 | 4 | 3 | 18 | 9 | 9 |
| South Omaha, Nebr. | 40 | 23 | 17 | 3 | 2 | 1 | 37 | 21 | 16 |
| Spokane, Wash. | 189 | 124 | 65 | 12 | 9 | 3 | 177 | 115 | 62 |
| Springfield, Ill. | 333 | 144 | 189 | 53 | 23 | 30 | 280 | 116 | 164 |
| Springfield, Mass. | 89 | 42 | 47 | 13 | 4 | 9 | 76 | 38 | 38 |
| Springfield, Ohio | 517 | 265 | 252 | 105 | 53 | 52 | 412 | 212 | 200 |
| Superior, Wis. | 14 | 7 | 7 | 1 | — | 1 | 13 | 7 | 6 |
| Syracuse, N. Y. | 85 | 43 | 42 | 17 | 9 | 8 | 68 | 34 | 34 |
| Tacoma, Wash. | 432 | 395 | 37 | 7 | 4 | 3 | 425 | 391 | 34 |
| Taunton, Mass. | 72 | 50 | 22 | 1 | — | 1 | 71 | 50 | 21 |
| Terre Haute, Ind. | 230 | 122 | 108 | 36 | 16 | 20 | 194 | 106 | 88 |
| Toledo, Ohio. | 168 | 88 | 80 | 35 | 3 | 27 | 133 | 80 | 53 |
| Topeka, Kans. | 763 | 329 | 434 | 123 | 52 | 71 | 640 | 277 | 363 |
| Trenton, N. J. | 398 | 218 | 179 | 68 | 37 | 31 | 330 | 181 | 149 |
| Troy, N. Y. | 29 | 12 | 17 | 5 | 2 | 3 | 24 | 10 | 14 |
| Utica, N. Y. | 39 | 21 | 18 | 9 | 4 | 5 | 30 | 17 | 13 |
| Washington, D. C. | 17,548 | 6,800 | 10,748 | 1,783 | 687 | 1,096 | 15,765 | 6,113 | 9,652 |
| Waterbury, Conn. | 40 | 24 | 16 | 5 | 1 | 4 | 35 | 23 | 12 |
| Wheeling, W. Va. | 192 | 77 | 115 | 37 | 12 | 25 | 155 | 65 | 90 |
| Wilkesbarre, Pa. | 89 | 49 | 40 | 18 | 7 | 11 | 71 | 42 | 29 |
| Williamsport, Pa. | 155 | 72 | 83 | 48 | 23 | 25 | 107 | 49 | 58 |
| Wilmington, Del. | 2,391 | 1,027 | 1,364 | 298 | 122 | 176 | 2,093 | 905 | 1,188 |
| Woonsocket, R. I. | 4 | 4 | — | — | — | — | 4 | 4 | — |
| Worcester, Mass. | 104 | 56 | 48 | 27 | 8 | 19 | 77 | 48 | 29 |
| Yonkers, N. Y. | 83 | 46 | 37 | 9 | 5 | 4 | 74 | 41 | 33 |
| York, Pa. | 94 | 49 | 45 | 7 | 3 | 4 | 87 | 46 | 41 |
| Youngstown, Ohio. | 93 | 49 | 44 | 9 | 5 | 4 | 84 | 44 | 40 |

¹ Persons of negro descent, Chinese, Japanese, and Indians.

ILLITERACY.

BY SEX AND AGE PERIODS, FOR CITIES HAVING 25,000 INHABITANTS OR MORE: 1900.

who can neither read nor write or who can read but can not write.]

| 35 TO 44 YEARS. | | | 45 TO 54 YEARS. | | | 55 TO 64 YEARS. | | | 65 YEARS AND OVER. | | | AGE UNKNOWN. | | |
|-----------------|--------|----------|-----------------|--------|----------|-----------------|--------|----------|--------------------|--------|----------|--------------|--------|----------|
| Total. | Males. | Females. | Total. | Males. | Females. | Total. | Males. | Females. | Total. | Males. | Females. | Total. | Males. | Females. |
| 149 | 69 | 80 | 123 | 49 | 74 | 113 | 43 | 70 | 113 | 33 | 80 | 6 | 4 | 2 |
| 366 | 145 | 221 | 451 | 159 | 292 | 412 | 133 | 279 | 445 | 115 | 330 | 14 | 5 | 9 |
| 1,000 | 653 | 347 | 575 | 270 | 305 | 322 | 125 | 197 | 317 | 97 | 220 | 7 | 3 | 4 |
| 158 | 65 | 93 | 211 | 67 | 144 | 206 | 48 | 158 | 214 | 47 | 167 | 18 | 7 | 11 |
| 126 | 72 | 54 | 83 | 32 | 51 | 88 | 26 | 62 | 126 | 38 | 88 | 5 | 2 | 3 |
| 2,452 | 751 | 1,701 | 1,977 | 642 | 1,335 | 1,285 | 526 | 759 | 920 | 357 | 563 | 70 | 33 | 37 |
| 280 | 123 | 157 | 208 | 80 | 128 | 156 | 54 | 102 | 89 | 31 | 58 | 18 | 4 | 14 |
| 116 | 63 | 53 | 147 | 64 | 83 | 158 | 64 | 94 | 121 | 36 | 85 | 5 | 3 | 2 |
| 1,372 | 465 | 907 | 1,148 | 439 | 709 | 658 | 230 | 428 | 467 | 174 | 293 | 74 | 27 | 47 |
| 6,784 | 2,702 | 4,082 | 5,660 | 2,116 | 3,544 | 3,693 | 1,376 | 2,317 | 2,896 | 907 | 1,989 | 251 | 91 | 160 |
| 284 | 111 | 173 | 316 | 158 | 158 | 211 | 93 | 118 | 185 | 81 | 104 | 2 | 2 | 11 |
| 516 | 278 | 238 | 260 | 113 | 147 | 140 | 56 | 84 | 78 | 29 | 49 | 1 | 1 | 12 |
| 108 | 57 | 51 | 120 | 42 | 78 | 122 | 42 | 80 | 122 | 33 | 89 | 3 | 1 | 13 |
| 1,189 | 445 | 744 | 898 | 396 | 502 | 417 | 179 | 238 | 244 | 99 | 145 | 30 | 13 | 17 |
| 5,257 | 2,193 | 3,064 | 4,119 | 1,269 | 2,850 | 2,998 | 814 | 2,184 | 2,504 | 575 | 1,929 | 77 | 24 | 53 |
| 620 | 321 | 299 | 470 | 183 | 287 | 306 | 81 | 225 | 284 | 63 | 171 | 16 | 10 | 6 |
| 205 | 97 | 108 | 156 | 61 | 95 | 116 | 49 | 67 | 121 | 30 | 91 | 5 | 4 | 1 |
| 3,173 | 1,427 | 1,746 | 2,461 | 1,080 | 1,381 | 1,679 | 620 | 1,059 | 1,783 | 591 | 1,192 | 28 | 14 | 14 |
| 137 | 98 | 39 | 90 | 53 | 37 | 67 | 27 | 40 | 28 | 11 | 17 | 1 | 1 | 19 |
| 680 | 259 | 421 | 728 | 217 | 511 | 624 | 165 | 459 | 515 | 117 | 393 | 32 | 12 | 20 |
| 489 | 224 | 265 | 463 | 198 | 265 | 355 | 165 | 190 | 267 | 79 | 188 | 68 | 28 | 40 |
| 78 | 30 | 48 | 102 | 40 | 62 | 97 | 39 | 58 | 103 | 25 | 78 | 1 | 1 | 21 |
| 86 | 26 | 60 | 87 | 20 | 67 | 70 | 23 | 47 | 96 | 26 | 70 | 1 | 1 | 23 |
| 1,573 | 557 | 1,016 | 1,285 | 439 | 846 | 755 | 273 | 482 | 515 | 167 | 348 | 8 | 4 | 4 |
| 827 | 335 | 492 | 672 | 276 | 396 | 407 | 200 | 207 | 255 | -97 | 158 | 30 | 11 | 19 |
| 276 | 127 | 149 | 186 | 66 | 120 | 177 | 63 | 114 | 135 | 44 | 91 | 5 | 2 | 3 |
| 431 | 239 | 192 | 395 | 182 | 213 | 260 | 97 | 163 | 176 | 52 | 114 | 8 | 3 | 5 |
| 12,290 | 5,650 | 6,640 | 8,562 | 3,441 | 5,121 | 5,488 | 1,984 | 3,504 | 4,954 | 1,592 | 3,362 | 170 | 108 | 62 |
| 1,795 | 796 | 999 | 1,852 | 631 | 1,221 | 1,171 | 457 | 1,075 | 1,633 | 444 | 1,189 | 52 | 14 | 28 |
| 3,271 | 1,524 | 1,747 | 2,358 | 978 | 1,380 | 1,648 | 539 | 1,059 | 1,579 | 541 | 1,038 | 71 | 41 | 30 |
| 642 | 324 | 318 | 620 | 288 | 342 | 490 | 198 | 292 | 493 | 182 | 311 | 51 | 18 | 33 |
| 84 | 35 | 49 | 97 | 38 | 59 | 86 | 34 | 52 | 87 | 43 | 44 | 8 | 5 | 3 |
| 273 | 120 | 153 | 283 | 113 | 180 | 247 | 90 | 157 | 303 | 100 | 203 | 15 | 4 | 11 |
| 632 | 238 | 394 | 433 | 156 | 277 | 236 | 83 | 143 | 168 | 58 | 110 | 115 | 75 | 40 |
| 53 | 22 | 31 | 83 | 31 | 52 | 107 | 25 | 82 | 184 | 65 | 119 | 7 | 5 | 2 |
| 325 | 158 | 167 | 347 | 133 | 214 | 347 | 128 | 219 | 404 | 105 | 299 | 8 | 2 | 6 |
| 449 | 202 | 247 | 378 | 152 | 226 | 262 | 98 | 164 | 202 | 53 | 149 | 44 | 26 | 18 |
| 184 | 82 | 102 | 224 | 109 | 115 | 162 | 66 | 96 | 166 | 74 | 92 | 5 | 2 | 3 |
| 1,873 | 871 | 1,002 | 1,726 | 770 | 956 | 1,316 | 505 | 811 | 1,516 | 521 | 995 | 12 | 8 | 4 |
| 85 | 30 | 55 | 106 | 33 | 73 | 116 | 34 | 81 | 164 | 41 | 123 | 2 | 1 | 39 |
| 410 | 228 | 182 | 248 | 127 | 121 | 139 | 70 | 69 | 133 | 50 | 83 | 4 | 4 | 41 |
| 72 | 36 | 36 | 84 | 24 | 60 | 82 | 27 | 55 | 123 | 17 | 106 | 1 | 1 | 42 |
| 302 | 143 | 159 | 295 | 118 | 177 | 218 | 78 | 140 | 152 | 46 | 106 | 7 | 4 | 43 |
| 591 | 365 | 226 | 335 | 137 | 198 | 237 | 76 | 161 | 193 | 55 | 133 | 2 | 1 | 44 |
| 156 | 77 | 79 | 162 | 64 | 98 | 152 | 55 | 97 | 163 | 62 | 101 | 12 | 4 | 2 |
| 264 | 159 | 105 | 205 | 101 | 104 | 149 | 67 | 82 | 153 | 60 | 93 | 2 | 1 | 46 |
| 622 | 279 | 343 | 574 | 217 | 357 | 426 | 135 | 241 | 332 | 146 | 236 | 10 | 3 | 7 |
| 2,233 | 902 | 1,331 | 2,044 | 727 | 1,317 | 1,405 | 442 | 963 | 328 | 328 | 569 | 12 | 3 | 9 |
| 316 | 168 | 148 | 331 | 150 | 181 | 202 | 86 | 116 | 198 | 73 | 125 | 4 | 2 | 2 |
| 112 | 54 | 58 | 141 | 59 | 82 | 124 | 40 | 84 | 158 | 47 | 111 | 13 | 9 | 49 |
| 260 | 85 | 175 | 219 | 88 | 131 | 113 | 46 | 67 | 71 | 18 | 53 | 21 | 6 | 15 |
| 517 | 159 | 358 | 547 | 212 | 335 | 331 | 132 | 199 | 210 | 64 | 146 | 15 | 6 | 9 |
| 271 | 143 | 128 | 185 | 73 | 112 | 124 | 40 | 84 | 101 | 28 | 73 | 25 | 18 | 7 |
| 391 | 161 | 230 | 378 | 144 | 234 | 369 | 144 | 225 | 455 | 169 | 286 | 7 | 3 | 4 |
| 284 | 113 | 171 | 315 | 151 | 164 | 233 | 94 | 139 | 213 | 64 | 149 | 3 | 1 | 2 |
| 778 | 401 | 377 | 529 | 226 | 303 | 357 | 115 | 242 | 273 | 78 | 195 | 2 | 1 | 56 |
| 270 | 117 | 153 | 298 | 114 | 184 | 186 | 64 | 122 | 153 | 46 | 107 | 5 | 1 | 4 |
| 370 | 163 | 207 | 273 | 101 | 172 | 203 | 67 | 106 | 208 | 29 | 77 | 1 | 1 | 58 |
| 832 | 374 | 458 | 695 | 258 | 437 | 509 | 168 | 341 | 320 | 33 | 237 | 11 | 6 | 5 |
| 1,280 | 803 | 477 | 666 | 408 | 258 | 334 | 217 | 117 | 201 | 112 | 89 | 9 | 4 | 59 |
| 829 | 317 | 512 | 674 | 250 | 424 | 419 | 165 | 254 | 320 | 124 | 196 | 321 | 136 | 185 |
| 1,211 | 555 | 656 | 1,385 | 598 | 787 | 1,065 | 448 | 617 | 963 | 367 | 596 | 130 | 23 | 107 |
| 75 | 40 | 35 | 78 | 38 | 40 | 57 | 28 | 29 | 70 | 26 | 44 | 4 | 2 | 2 |
| 689 | 220 | 469 | 646 | 230 | 416 | 310 | 110 | 200 | 223 | 72 | 151 | 184 | 75 | 109 |
| 1,590 | 832 | 758 | 1,010 | 419 | 591 | 722 | 232 | 490 | 473 | 157 | 316 | 157 | 75 | 64 |
| 579 | 428 | 151 | 294 | 172 | 122 | 182 | 68 | 114 | 162 | 53 | 109 | 8 | 4 | 4 |
| 375 | 201 | 174 | 208 | 109 | 99 | 154 | 54 | 100 | 162 | 51 | 111 | 24 | 23 | 1 |
| 103 | 45 | 58 | 69 | 29 | 40 | 67 | 29 | 38 | 40 | 17 | 23 | 12 | 5 | 7 |
| 486 | 212 | 274 | 451 | 202 | 249 | 346 | 150 | 196 | 310 | 124 | 186 | 14 | 10 | 4 |
| 1,311 | 581 | 730 | 1,131 | 470 | 661 | 702 | 278 | 424 | 556 | 209 | 347 | 23 | 9 | 19 |
| 625 | 185 | 440 | 563 | 222 | 341 | 346 | 133 | 213 | 255 | 97 | 158 | 25 | 10 | 15 |
| 89 | 32 | 57 | 103 | 43 | 60 | 100 | 40 | 60 | 130 | 36 | 94 | 2 | 1 | 2 |
| 129 | 48 | 81 | 164 | 70 | 94 | 115 | 40 | 75 | 174 | 44 | 130 | 1 | 1 | 73 |
| 759 | 363 | 396 | 718 | 283 | 430 | 549 | 168 | 331 | 395 | 108 | 287 | 33 | 9 | 24 |
| 717 | 284 | 433 | 619 | 235 | 384 | 398 | 147 | 251 | 309 | 115 | 194 | 48 | 18 | 30 |
| 106 | 41 | 65 | 100 | 37 | 63 | 74 | 34 | 40 | 62 | 22 | 40 | 1 | 1 | 76 |
| 823 | 320 | 503 | 876 | 335 | 541 | 447 | 180 | 267 | 306 | 129 | 177 | 38 | 10 | 28 |
| 477 | 246 | 231 | 334 | 180 | 204 | 278 | 133 | 145 | 218 | 83 | 135 | 29 | 12 | 17 |
| 3,222 | 1,385 | 1,837 | 3,210 | 1,263 | 1,942 | 2,095 | 850 | 1,245 | 1,718 | 627 | 1,091 | 240 | 89 | 151 |
| 1,154 | 485 | 669 | 1,228 | 477 | 751 | 882 | 290 | 466 | 607 | 201 | 406 | 24 | 7 | 80 |
| 289 | 123 | 166 | 287 | 98 | 189 | 250 | 80 | 170 | 222 | 68 | 154 | 15 | 10 | 5 |
| 427 | 259 | 168 | 247 | 129 | 118 | 130 | 52 | 78 | 86 | 27 | 59 | 15 | 11 | 4 |
| 141 | 62 | 79 | 127 | 38 | 89 | 127 | 37 | 90 | 112 | 28 | 84 | 2 | 1 | 3 |
| 739 | 336 | 403 | 724 | 335 | 389 | 406 | 172 | 234 | 359 | 151 | 208 | 7 | 6 | 84 |
| 3,132 | 1,297 | 1,835 | 2,601 | 1,044 | 1,557 | 1,532 | 676 | 856 | 883 | 351 | 532 | 31 | 13 | 18 |

STATISTICS OF POPULATION.

TABLE 79.—TOTAL ILLITERATE POPULATION 10 YEARS OF AGE AND OVER, CLASSIFIED BY SEX

| | CITIES. | 10 TO 14 YEARS. | | | 15 TO 20 YEARS. | | | 21 TO 24 YEARS. | | | 25 TO 34 YEARS. | | |
|-----|---|-----------------|--------|----------|-----------------|--------|----------|-----------------|--------|----------|-----------------|--------|----------|
| | | Total. | Males. | Females. | Total. | Males. | Females. | Total. | Males. | Females. | Total. | Males. | Females. |
| 86 | Milwaukee, Wis | 74 | 40 | 34 | 221 | 107 | 114 | 280 | 126 | 154 | 1,316 | 546 | 770 |
| 87 | Minneapolis, Minn | 23 | 10 | 13 | 113 | 47 | 66 | 170 | 88 | 82 | 638 | 300 | 338 |
| 88 | Mobile, Ala. | 294 | 171 | 123 | 549 | 285 | 264 | 586 | 247 | 339 | 1,407 | 579 | 828 |
| 89 | Montgomery, Ala. | 408 | 238 | 170 | 711 | 274 | 437 | 524 | 158 | 366 | 1,229 | 377 | 852 |
| 90 | Nashville, Tenn. | 311 | 188 | 123 | 676 | 347 | 329 | 644 | 278 | 366 | 1,770 | 709 | 1,061 |
| 91 | Newark, N. J. | 170 | 77 | 93 | 859 | 347 | 512 | 940 | 398 | 547 | 3,291 | 1,624 | 1,667 |
| 92 | New Bedford, Mass. | 123 | 55 | 68 | 604 | 285 | 319 | 580 | 248 | 332 | 1,407 | 708 | 704 |
| 93 | New Britain, Conn. | 17 | 4 | 13 | 226 | 96 | 130 | 226 | 109 | 117 | 561 | 340 | 221 |
| 94 | Newcastle, Pa. | 8 | 4 | 4 | 44 | 24 | 20 | 85 | 52 | 33 | 275 | 162 | 113 |
| 95 | New Haven, Conn. | 66 | 37 | 29 | 357 | 190 | 167 | 362 | 164 | 198 | 1,167 | 558 | 609 |
| 96 | New Orleans, La. | 1,646 | 846 | 800 | 2,604 | 1,228 | 1,376 | 2,205 | 866 | 1,339 | 6,048 | 2,441 | 3,607 |
| 97 | Newport, Ky. | 4 | 4 | | 19 | 14 | 5 | 19 | 13 | 6 | 72 | 26 | 46 |
| 98 | Newton, Mass. | 10 | 5 | 5 | 50 | 21 | 29 | 58 | 27 | 31 | 177 | 87 | 90 |
| 99 | New York, N. Y. | 2,839 | 1,194 | 1,645 | 18,095 | 6,594 | 11,501 | 16,785 | 6,760 | 10,025 | 49,716 | 21,942 | 27,774 |
| 100 | Manhattan and Bronx bor- oughs. | 2,040 | 826 | 1,214 | 14,287 | 4,934 | 9,353 | 12,828 | 4,980 | 7,848 | 36,711 | 15,763 | 20,948 |
| 101 | Brooklyn borough. | 721 | 380 | 391 | 3,249 | 1,372 | 1,877 | 3,370 | 1,442 | 1,928 | 11,199 | 5,097 | 6,102 |
| 102 | Queens borough. | 56 | 24 | 32 | 428 | 226 | 202 | 459 | 267 | 192 | 1,351 | 812 | 539 |
| 103 | Richmond borough. | 22 | 14 | 8 | 131 | 62 | 69 | 128 | 71 | 57 | 455 | 270 | 185 |
| 104 | Norfolk, Va. | 263 | 144 | 119 | 590 | 259 | 331 | 628 | 254 | 374 | 1,624 | 669 | 955 |
| 105 | Oakland, Cal. | 23 | 12 | 16 | 79 | 43 | 36 | 76 | 30 | 46 | 249 | 129 | 120 |
| 106 | Omaha, Nebr. | 25 | 13 | 12 | 85 | 37 | 48 | 84 | 42 | 42 | 295 | 122 | 173 |
| 107 | Oshkosh, Wis. | 3 | 1 | 2 | 17 | 8 | 9 | 21 | 11 | 10 | 80 | 28 | 52 |
| 108 | Passaic, N. J. | 81 | 27 | 54 | 721 | 124 | 597 | 386 | 126 | 260 | 1,008 | 420 | 588 |
| 109 | Paterson, N. J. | 103 | 59 | 44 | 344 | 165 | 179 | 306 | 146 | 160 | 1,094 | 509 | 585 |
| 110 | Pawtucket, R. I. | 10 | 2 | 8 | 90 | 47 | 43 | 88 | 43 | 45 | 279 | 136 | 143 |
| 111 | Peoria, Ill. | 28 | 20 | 8 | 61 | 29 | 32 | 39 | 21 | 18 | 154 | 87 | 67 |
| 112 | Philadelphia, Pa. | 728 | 370 | 358 | 3,229 | 1,469 | 1,760 | 3,648 | 1,741 | 1,907 | 11,267 | 5,570 | 5,697 |
| 113 | Pittsburg, Pa. | 177 | 95 | 82 | 1,177 | 668 | 509 | 1,603 | 1,012 | 591 | 4,580 | 2,847 | 1,733 |
| 114 | Portland, Me. | 8 | 2 | 6 | 55 | 22 | 33 | 82 | 31 | 51 | 339 | 156 | 183 |
| 115 | Portland, Oreg. | 23 | 11 | 12 | 97 | 76 | 21 | 128 | 86 | 42 | 556 | 430 | 126 |
| 116 | Providence, R. I. | 195 | 101 | 94 | 725 | 374 | 351 | 667 | 321 | 346 | 2,152 | 1,114 | 1,038 |
| 117 | Pueblo, Colo. | 16 | 10 | 6 | 88 | 43 | 45 | 145 | 101 | 44 | 401 | 255 | 146 |
| 118 | Quincy, Ill. | 14 | 10 | 4 | 27 | 16 | 11 | 24 | 7 | 17 | 127 | 56 | 71 |
| 119 | Racine, Wis. | 3 | 1 | 2 | 33 | 16 | 17 | 44 | 22 | 22 | 139 | 89 | 100 |
| 120 | Reading, Pa. | 28 | 19 | 9 | 167 | 111 | 56 | 163 | 105 | 58 | 461 | 262 | 199 |
| 121 | Richmond, Va. | 323 | 191 | 132 | 722 | 398 | 324 | 714 | 373 | 341 | 1,640 | 698 | 947 |
| 122 | Rochester, N. Y. | 26 | 13 | 13 | 97 | 47 | 50 | 152 | 79 | 73 | 569 | 275 | 294 |
| 123 | Rockford, Ill. | | | | 28 | 12 | 16 | 15 | 4 | 11 | 58 | 20 | 38 |
| 124 | Sacramento, Cal. | 6 | 5 | 1 | 66 | 59 | 7 | 96 | 80 | 16 | 139 | 139 | 50 |
| 125 | Saginaw, Mich. | 6 | 4 | 2 | 36 | 22 | 14 | 25 | 10 | 15 | 127 | 63 | 64 |
| 126 | St. Joseph, Mo. | 57 | 25 | 32 | 86 | 38 | 48 | 93 | 44 | 49 | 336 | 180 | 156 |
| 127 | St. Louis, Mo. | 326 | 177 | 149 | 754 | 369 | 385 | 872 | 390 | 482 | 3,305 | 1,350 | 1,955 |
| 128 | St. Paul, Minn. | 23 | 11 | 17 | 132 | 63 | 69 | 159 | 65 | 94 | 620 | 212 | 408 |
| 129 | Salem, Mass. | 16 | 10 | 6 | 196 | 102 | 94 | 195 | 106 | 89 | 437 | 246 | 191 |
| 130 | Salt Lake City, Utah. | 10 | 6 | 4 | 36 | 18 | 18 | 32 | 15 | 17 | 60 | 26 | 34 |
| 131 | San Antonio, Tex. | 263 | 120 | 143 | 382 | 176 | 206 | 309 | 125 | 184 | 748 | 258 | 490 |
| 132 | San Francisco, Cal. | 202 | 69 | 133 | 508 | 213 | 295 | 626 | 192 | 434 | 1,892 | 827 | 1,065 |
| 133 | Savannah, Ga. | 430 | 221 | 209 | 754 | 307 | 447 | 951 | 307 | 644 | 2,006 | 763 | 1,243 |
| 134 | Schenectady, N. Y. | 12 | 7 | 5 | 92 | 42 | 50 | 116 | 70 | 46 | 381 | 234 | 147 |
| 135 | Scranton, Pa. | 177 | 129 | 48 | 456 | 270 | 186 | 507 | 297 | 210 | 1,689 | 986 | 703 |
| 136 | Seattle, Wash. | 16 | 3 | 3 | 62 | 44 | 18 | 104 | 90 | 14 | 358 | 308 | 55 |
| 137 | Sioux City, Iowa. | 6 | 3 | 3 | 20 | 5 | 15 | 31 | 13 | 18 | 53 | 22 | 31 |
| 138 | Somerville, Mass. | 6 | 3 | 3 | 32 | 12 | 20 | 64 | 29 | 35 | 259 | 121 | 138 |
| 139 | South Bend, Ind. | 13 | 6 | 7 | 45 | 32 | 13 | 75 | 46 | 29 | 228 | 119 | 109 |
| 140 | South Omaha, Nebr. | 7 | 2 | 5 | 28 | 11 | 17 | 40 | 18 | 22 | 145 | 73 | 72 |
| 141 | Spokane, Wash. | 3 | | | 19 | 6 | 13 | 17 | 6 | 11 | 116 | 70 | 46 |
| 142 | Springfield, Ill. | 23 | 10 | 13 | 45 | 23 | 22 | 38 | 18 | 20 | 164 | 81 | 83 |
| 143 | Springfield, Mass. | 6 | 2 | 4 | 101 | 43 | 58 | 136 | 64 | 72 | 497 | 260 | 237 |
| 144 | Springfield, Ohio. | 6 | 3 | 3 | 16 | 6 | 10 | 40 | 24 | 16 | 129 | 65 | 64 |
| 145 | Superior, Wis. | 5 | 3 | 2 | 55 | 28 | 27 | 104 | 74 | 30 | 289 | 182 | 107 |
| 146 | Syracuse, N. Y. | 54 | 33 | 21 | 184 | 92 | 92 | 146 | 73 | 73 | 562 | 277 | 285 |
| 147 | Tacoma, Wash. | 11 | 6 | 5 | 102 | 87 | 15 | 111 | 92 | 19 | 249 | 192 | 57 |
| 148 | Taunton, Mass. | 23 | 9 | 14 | 188 | 103 | 85 | 158 | 83 | 75 | 429 | 258 | 171 |
| 149 | Terre Haute, Ind. | 13 | 9 | 4 | 46 | 23 | 23 | 42 | 22 | 20 | 159 | 86 | 73 |
| 150 | Toledo, Ohio. | 15 | 8 | 7 | 120 | 49 | 71 | 144 | 67 | 77 | 666 | 308 | 358 |
| 151 | Topeka, Kans. | 10 | 8 | 2 | 24 | 10 | 14 | 22 | 10 | 12 | 116 | 41 | 75 |
| 152 | Trenton, N. J. | 101 | 50 | 51 | 269 | 144 | 125 | 278 | 169 | 109 | 1,004 | 542 | 462 |
| 153 | Troy, N. Y. | 24 | 9 | 15 | 104 | 37 | 67 | 100 | 44 | 56 | 349 | 175 | 174 |
| 154 | Utica, N. Y. | 36 | 19 | 17 | 238 | 123 | 115 | 192 | 96 | 96 | 549 | 307 | 242 |
| 155 | Washington, D. C. | 398 | 236 | 162 | 1,026 | 519 | 507 | 1,169 | 498 | 671 | 2,907 | 1,129 | 1,778 |
| 156 | Waterbury, Conn. | 20 | 12 | 8 | 170 | 99 | 71 | 234 | 152 | 82 | 566 | 323 | 243 |
| 157 | Wheeling, W. Va. | 28 | 17 | 11 | 75 | 39 | 36 | 66 | 36 | 30 | 139 | 103 | 86 |
| 158 | Wilkesbarre, Pa. | 58 | 33 | 25 | 177 | 85 | 92 | 173 | 87 | 86 | 584 | 321 | 263 |
| 159 | Williamsport, Pa. | 8 | 6 | 2 | 16 | 7 | 9 | 35 | 20 | 15 | 88 | 38 | 45 |
| 160 | Wilmington, Del. | 79 | 36 | 43 | 306 | 171 | 135 | 347 | 196 | 151 | 1,107 | 571 | 536 |
| 161 | Woonsocket, R. I. | 64 | 35 | 29 | 402 | 243 | 159 | 287 | 162 | 125 | 698 | 373 | 325 |
| 162 | Worcester, Mass. | 28 | 12 | 16 | 217 | 97 | 120 | 309 | 158 | 151 | 1,006 | 524 | 482 |
| 163 | Yonkers, N. Y. | 22 | 11 | 11 | 179 | 83 | 96 | 181 | 91 | 90 | 459 | 246 | 213 |
| 164 | York, Pa. | 24 | 15 | 9 | 52 | 34 | 18 | 38 | 22 | 16 | 133 | 67 | 66 |
| 165 | Youngstown, Ohio. | 14 | 8 | 6 | 134 | 93 | 41 | 201 | 134 | 67 | 688 | 448 | 240 |

AND AGE PERIODS, FOR CITIES HAVING 25,000 INHABITANTS OR MORE: 1900—Continued.

| 35 TO 44 YEARS. | | | 45 TO 54 YEARS. | | | 55 TO 64 YEARS. | | | 65 YEARS AND OVER. | | | AGE UNKNOWN. | | | |
|-----------------|--------|----------|-----------------|--------|----------|-----------------|--------|----------|--------------------|--------|----------|--------------|--------|----------|-----|
| Total. | Males. | Females. | Total. | Males. | Females. | Total. | Males. | Females. | Total. | Males. | Females. | Total. | Males. | Females. | |
| 1,707 | 701 | 1,006 | 1,646 | 648 | 998 | 1,371 | 497 | 874 | 1,600 | 526 | 1,074 | 28 | 15 | 13 | 86 |
| 665 | 352 | 313 | 476 | 196 | 280 | 280 | 968 | 114 | 254 | 153 | 366 | 5 | 2 | 3 | 87 |
| 1,257 | 471 | 786 | 1,085 | 412 | 673 | 631 | 247 | 384 | 515 | 176 | 339 | 169 | 59 | 110 | 88 |
| 1,252 | 869 | 883 | 1,120 | 410 | 710 | 698 | 275 | 423 | 472 | 189 | 283 | 64 | 12 | 52 | 89 |
| 1,901 | 659 | 1,242 | 1,985 | 674 | 1,261 | 1,252 | 494 | 758 | 956 | 348 | 608 | 15 | 7 | 8 | 90 |
| 2,772 | 1,258 | 1,514 | 1,723 | 685 | 1,038 | 1,156 | 405 | 751 | 778 | 224 | 554 | 26 | 9 | 17 | 91 |
| 1,119 | 510 | 609 | 1,073 | 419 | 654 | 672 | 232 | 440 | 468 | 146 | 322 | 9 | 6 | 3 | 92 |
| 226 | 121 | 105 | 185 | 54 | 81 | 110 | 31 | 79 | 71 | 13 | 58 | | | | 93 |
| 184 | 119 | 65 | 118 | 68 | 50 | 67 | 23 | 44 | 61 | 32 | 29 | 19 | 19 | | 94 |
| 1,126 | 487 | 639 | 843 | 345 | 498 | 554 | 194 | 360 | 390 | 116 | 274 | 10 | 2 | 8 | 95 |
| 5,741 | 2,310 | 3,431 | 5,328 | 2,034 | 3,294 | 3,799 | 1,318 | 2,481 | 3,393 | 1,086 | 2,307 | 56 | 23 | 33 | 96 |
| 93 | 32 | 61 | 123 | 42 | 81 | 145 | 35 | 110 | 151 | 52 | 99 | 15 | 12 | 3 | 97 |
| 142 | 75 | 67 | 156 | 64 | 92 | 134 | 59 | 75 | 101 | 30 | 71 | 4 | 2 | 2 | 98 |
| 41,452 | 18,198 | 23,254 | 26,726 | 10,207 | 16,519 | 15,694 | 5,232 | 10,462 | 10,349 | 3,153 | 7,196 | 179 | 64 | 115 | 99 |
| 30,460 | 13,097 | 17,363 | 19,387 | 7,403 | 11,984 | 10,748 | 3,612 | 7,136 | 6,354 | 1,990 | 4,364 | 162 | 58 | 104 | 100 |
| 9,499 | 4,273 | 5,226 | 6,301 | 2,363 | 3,938 | 4,173 | 1,325 | 2,848 | 3,328 | 911 | 2,417 | 12 | 4 | 8 | 101 |
| 1,118 | 596 | 522 | 752 | 286 | 436 | 565 | 203 | 362 | 440 | 148 | 292 | 2 | 1 | 1 | 102 |
| 375 | 232 | 143 | 286 | 125 | 161 | 208 | 92 | 116 | 227 | 104 | 123 | 3 | 1 | 2 | 103 |
| 1,625 | 658 | 967 | 1,183 | 466 | 717 | 590 | 242 | 348 | 393 | 139 | 254 | 29 | 12 | 17 | 104 |
| 369 | 222 | 147 | 222 | 163 | 147 | 245 | 105 | 182 | 240 | 65 | 117 | 51 | 27 | 24 | 105 |
| 397 | 169 | 228 | 337 | 124 | 213 | 222 | 77 | 145 | 208 | 75 | 133 | 9 | 3 | 6 | 106 |
| 147 | 66 | 81 | 106 | 57 | 106 | 125 | 40 | 85 | 141 | 49 | 92 | 2 | 1 | 1 | 107 |
| 567 | 267 | 300 | 285 | 133 | 152 | 123 | 44 | 79 | 54 | 21 | 33 | | | | 108 |
| 1,165 | 489 | 676 | 676 | 340 | 619 | 713 | 240 | 473 | 507 | 152 | 355 | | | | 109 |
| 384 | 152 | 232 | 393 | 134 | 259 | 368 | 110 | 258 | 334 | 105 | 229 | 1 | 1 | | 110 |
| 187 | 99 | 88 | 191 | 98 | 93 | 154 | 49 | 105 | 200 | 57 | 143 | 6 | 2 | 4 | 111 |
| 10,028 | 4,634 | 5,394 | 7,017 | 2,727 | 4,290 | 5,031 | 1,663 | 3,368 | 4,445 | 1,199 | 3,246 | 153 | 54 | 99 | 112 |
| 3,672 | 2,118 | 1,554 | 2,274 | 1,112 | 1,162 | 1,298 | 519 | 779 | 915 | 280 | 635 | 71 | 43 | 28 | 113 |
| 299 | 132 | 167 | 92 | 52 | 164 | 261 | 90 | 171 | 261 | 88 | 173 | 30 | 8 | 22 | 114 |
| 1,532 | 1,375 | 157 | 1,219 | 1,110 | 109 | 268 | 217 | 51 | 101 | 32 | 69 | 1 | 1 | | 115 |
| 2,133 | 934 | 1,199 | 1,930 | 764 | 1,166 | 1,317 | 425 | 892 | 908 | 272 | 636 | 2 | | 2 | 116 |
| 308 | 194 | 114 | 138 | 88 | 50 | 48 | 27 | 21 | 45 | 16 | 29 | 20 | 12 | 8 | 117 |
| 185 | 78 | 107 | 239 | 81 | 158 | 213 | 71 | 142 | 275 | 94 | 181 | 7 | 4 | 3 | 118 |
| 202 | 83 | 119 | 166 | 62 | 104 | 147 | 48 | 99 | 173 | 54 | 119 | 3 | | 3 | 119 |
| 511 | 258 | 253 | 402 | 169 | 233 | 369 | 114 | 255 | 446 | 77 | 369 | 8 | 4 | 4 | 120 |
| 2,017 | 759 | 1,258 | 1,979 | 770 | 1,209 | 1,250 | 458 | 792 | 781 | 290 | 491 | 75 | 26 | 49 | 121 |
| 832 | 362 | 470 | 646 | 248 | 398 | 545 | 195 | 350 | 613 | 167 | 446 | 19 | 1 | 18 | 122 |
| 47 | 17 | 30 | 95 | 25 | 70 | 82 | 18 | 64 | 175 | 44 | 131 | 3 | 1 | 2 | 123 |
| 185 | 146 | 39 | 150 | 111 | 39 | 90 | 53 | 87 | 59 | 15 | 44 | 6 | 4 | 2 | 124 |
| 176 | 75 | 101 | 214 | 97 | 117 | 199 | 78 | 121 | 238 | 85 | 153 | 7 | 2 | 5 | 125 |
| 371 | 165 | 206 | 350 | 144 | 206 | 298 | 93 | 135 | 195 | 78 | 117 | 26 | 8 | 18 | 126 |
| 4,077 | 1,583 | 2,494 | 4,429 | 1,540 | 2,889 | 3,338 | 1,071 | 2,267 | 2,961 | 1,000 | 1,961 | 237 | 92 | 205 | 127 |
| 964 | 362 | 602 | 748 | 267 | 481 | 604 | 215 | 389 | 680 | 219 | 461 | 21 | 11 | 10 | 128 |
| 380 | 185 | 195 | 338 | 160 | 228 | 278 | 96 | 182 | 220 | 67 | 153 | 11 | 1 | 10 | 129 |
| 117 | 53 | 64 | 145 | 73 | 72 | 98 | 45 | 53 | 141 | 36 | 105 | 10 | 5 | 5 | 130 |
| 856 | 336 | 520 | 717 | 269 | 448 | 449 | 196 | 253 | 365 | 145 | 220 | 155 | 66 | 89 | 131 |
| 1,910 | 961 | 949 | 1,602 | 738 | 864 | 1,141 | 462 | 679 | 823 | 264 | 559 | 256 | 152 | 104 | 132 |
| 1,329 | 696 | 1,133 | 1,221 | 458 | 763 | 641 | 223 | 413 | 427 | 143 | 284 | 109 | 38 | 71 | 133 |
| 282 | 174 | 108 | 154 | 86 | 68 | 107 | 43 | 64 | 119 | 48 | 71 | 2 | 2 | 1 | 134 |
| 1,426 | 777 | 649 | 1,190 | 468 | 722 | 873 | 309 | 564 | 487 | 146 | 341 | 9 | 2 | 7 | 135 |
| 148 | 94 | 54 | 71 | 39 | 32 | 57 | 21 | 36 | 51 | 21 | 30 | 34 | 30 | 4 | 136 |
| 54 | 20 | 34 | 65 | 27 | 36 | 52 | 14 | 38 | 69 | 21 | 48 | | | | 137 |
| 213 | 85 | 133 | 235 | 88 | 147 | 203 | 73 | 130 | 234 | 88 | 196 | 17 | 6 | 11 | 138 |
| 225 | 142 | 183 | 228 | 115 | 113 | 143 | 55 | 88 | 168 | 58 | 110 | 2 | 1 | 1 | 139 |
| 106 | 54 | 52 | 63 | 29 | 34 | 45 | 20 | 25 | 41 | 11 | 30 | | | | 140 |
| 200 | 127 | 73 | 103 | 64 | 39 | 58 | 22 | 36 | 33 | 11 | 22 | 5 | 4 | 1 | 141 |
| 220 | 111 | 109 | 235 | 79 | 156 | 196 | 78 | 118 | 275 | 95 | 180 | 18 | 3 | 15 | 142 |
| 488 | 237 | 251 | 372 | 131 | 241 | 281 | 99 | 182 | 243 | 83 | 160 | 3 | | 3 | 143 |
| 218 | 110 | 108 | 267 | 122 | 145 | 254 | 104 | 150 | 279 | 105 | 174 | 30 | 13 | 17 | 144 |
| 169 | 80 | 89 | 88 | 36 | 52 | 37 | 16 | 21 | 31 | 15 | 16 | | | | 145 |
| 492 | 220 | 272 | 512 | 206 | 306 | 440 | 159 | 281 | 403 | 134 | 269 | 7 | 2 | 5 | 146 |
| 205 | 137 | 68 | 88 | 53 | 35 | 57 | 27 | 30 | 46 | 17 | 29 | 5 | 4 | 1 | 147 |
| 302 | 160 | 142 | 267 | 113 | 154 | 226 | 88 | 138 | 197 | 56 | 141 | 3 | | 3 | 148 |
| 228 | 109 | 119 | 208 | 99 | 109 | 192 | 63 | 129 | 201 | 64 | 137 | 10 | 3 | 7 | 149 |
| 827 | 389 | 438 | 778 | 351 | 447 | 656 | 252 | 404 | 649 | 243 | 406 | 10 | 2 | 8 | 150 |
| 203 | 64 | 139 | 286 | 124 | 162 | 226 | 108 | 118 | 204 | 93 | 111 | 10 | 5 | 5 | 151 |
| 875 | 475 | 400 | 536 | 230 | 306 | 415 | 158 | 257 | 352 | 119 | 233 | 25 | 5 | 20 | 152 |
| 383 | 192 | 191 | 488 | 188 | 300 | 452 | 158 | 294 | 395 | 187 | 258 | 6 | 1 | 5 | 153 |
| 458 | 234 | 224 | 402 | 179 | 223 | 289 | 102 | 187 | 292 | 99 | 193 | 15 | 8 | 7 | 154 |
| 4,241 | 1,498 | 2,743 | 4,705 | 1,720 | 2,985 | 2,975 | 1,240 | 1,735 | 2,532 | 959 | 1,623 | 25 | 8 | 17 | 155 |
| 419 | 221 | 198 | 312 | 128 | 184 | 191 | 64 | 127 | 119 | 35 | 84 | 5 | | 5 | 156 |
| 215 | 98 | 117 | 230 | 89 | 141 | 178 | 64 | 114 | 170 | 56 | 114 | 23 | 9 | 14 | 157 |
| 528 | 269 | 259 | 438 | 169 | 269 | 275 | 94 | 181 | 201 | 54 | 147 | 4 | 1 | 3 | 158 |
| 96 | 41 | 55 | 126 | 46 | 80 | 123 | 46 | 77 | 115 | 45 | 70 | 23 | 8 | 15 | 159 |
| 1,160 | 572 | 588 | 987 | 413 | 524 | 613 | 249 | 364 | 429 | 144 | 285 | 73 | 25 | 48 | 160 |
| 610 | 287 | 323 | 607 | 283 | 324 | 432 | 184 | 248 | 268 | 91 | 177 | 16 | 8 | 8 | 161 |
| 926 | 402 | 524 | 877 | 341 | 536 | 683 | 209 | 474 | 529 | 152 | 377 | 5 | 2 | 3 | 162 |
| 374 | 201 | 173 | 216 | 90 | 126 | 169 | 59 | 110 | 96 | 21 | 75 | 2 | 1 | 1 | 163 |
| 160 | 79 | 81 | 162 | 66 | 96 | 139 | 46 | 93 | 192 | 50 | 142 | 49 | 10 | 39 | 164 |
| 634 | 391 | 243 | 524 | 243 | 281 | 336 | 136 | 200 | 218 | 68 | 150 | 10 | 6 | 4 | 165 |

STATISTICS OF POPULATION.

TABLE 80.—ILLITERATE NATIVE WHITE POPULATION OF NATIVE PARENTAGE 10 YEARS OF AGE AND
 (The designation "illiterate" comprehends all persons who can neither read nor write or who can read but can not write. The designation "native white population parents")

| CITIES. | 10 TO 14 YEARS. | | | 15 TO 20 YEARS. | | | 21 TO 24 YEARS. | | | 25 TO 34 YEARS. | | |
|-------------------------|-----------------|--------|----------|-----------------|--------|----------|-----------------|--------|----------|-----------------|--------|----------|
| | Total. | Males. | Females. | Total. | Males. | Females. | Total. | Males. | Females. | Total. | Males. | Females. |
| 1 Akron, Ohio | 2 | 1 | 1 | 4 | 2 | 2 | 3 | 1 | 2 | 10 | 7 | 3 |
| 2 Albany, N. Y. | 10 | 6 | 4 | 14 | 10 | 4 | 12 | 7 | 5 | 26 | 16 | 10 |
| 3 Allegheny, Pa. | 1 | 1 | 0 | 16 | 12 | 4 | 18 | 12 | 6 | 45 | 27 | 18 |
| 4 Allentown, Pa. | 9 | 5 | 4 | 23 | 17 | 6 | 21 | 10 | 11 | 37 | 17 | 20 |
| 5 Altoona, Pa. | 4 | 1 | 3 | 19 | 12 | 7 | 14 | 5 | 9 | 38 | 16 | 22 |
| 6 Atlanta, Ga. | 162 | 99 | 63 | 116 | 51 | 65 | 70 | 26 | 44 | 156 | 73 | 83 |
| 7 Atlantic City, N. J. | 3 | 2 | 1 | 11 | 6 | 5 | 11 | 7 | 4 | 38 | 20 | 18 |
| 8 Auburn, N. Y. | 1 | 1 | 0 | 1 | 1 | 0 | 5 | 5 | 0 | 5 | 4 | 1 |
| 9 Augusta, Ga. | 159 | 83 | 76 | 153 | 82 | 71 | 99 | 50 | 49 | 140 | 62 | 78 |
| 10 Baltimore, Md. | 121 | 62 | 59 | 216 | 113 | 103 | 159 | 74 | 85 | 369 | 174 | 195 |
| 11 Bay City, Mich. | | | | 7 | 6 | 1 | 2 | 1 | 1 | 11 | 8 | 3 |
| 12 Bayonne, N. J. | 1 | | 1 | 3 | 2 | 1 | 1 | | 1 | 7 | 2 | 5 |
| 13 Binghamton, N. Y. | 3 | | 3 | 5 | 4 | 1 | 6 | 4 | 2 | 7 | 4 | 3 |
| 14 Birmingham, Ala. | 17 | 12 | 5 | 29 | 12 | 17 | 27 | 7 | 20 | 30 | 8 | 22 |
| 15 Boston, Mass. | 6 | 3 | 2 | 14 | 5 | 9 | 12 | 6 | 6 | 24 | 14 | 10 |
| 16 Bridgeport, Conn. | 1 | 1 | | 10 | 9 | 1 | 5 | 3 | 2 | 5 | 3 | 2 |
| 17 Brockton, Mass. | | | | 1 | | 1 | | | | 5 | 3 | 2 |
| 18 Buffalo, N. Y. | 18 | 12 | 6 | 20 | 12 | 8 | 21 | 11 | 10 | 29 | 19 | 10 |
| 19 Butte, Mont. | 2 | | 2 | | | | 2 | | 2 | 3 | 2 | 1 |
| 20 Cambridge, Mass. | 1 | | 1 | 1 | 1 | | 1 | 1 | | 3 | 2 | 1 |
| 21 Camden, N. J. | 24 | 15 | 9 | 48 | 29 | 19 | 33 | 20 | 13 | 85 | 51 | 34 |
| 22 Canton, Ohio | | | | | | | 2 | 1 | 1 | 10 | 6 | 4 |
| 23 Cedar Rapids, Iowa | 3 | 3 | | 6 | 6 | | 2 | 2 | | 6 | 3 | 3 |
| 24 Charleston, S. C. | 20 | 10 | 10 | 19 | 6 | 13 | 18 | 6 | 7 | 33 | 13 | 20 |
| 25 Chattanooga, Tenn. | 48 | 35 | 13 | 59 | 31 | 28 | 59 | 19 | 40 | 64 | 26 | 38 |
| 26 Chelsea, Mass. | 1 | | 1 | | | | 3 | 2 | 1 | 6 | 3 | 3 |
| 27 Chester, Pa. | 5 | 3 | 2 | 10 | 7 | 3 | 4 | 2 | 2 | 17 | 5 | 12 |
| 28 Chicago, Ill. | 28 | 18 | 10 | 35 | 21 | 14 | 35 | 21 | 14 | 96 | 51 | 45 |
| 29 Cincinnati, Ohio | 17 | 12 | 5 | 35 | 17 | 18 | 41 | 12 | 29 | 112 | 47 | 65 |
| 30 Cleveland, Ohio | 9 | 5 | 4 | 5 | | 5 | 15 | 8 | 7 | 31 | 16 | 15 |
| 31 Columbus, Ohio | 57 | 35 | 22 | 72 | 49 | 23 | 72 | 44 | 28 | 176 | 106 | 70 |
| 32 Council Bluffs, Iowa | 4 | 4 | | 5 | 2 | 3 | 6 | 4 | 2 | 13 | 12 | 1 |
| 33 Covington, Ky. | 8 | 7 | 1 | 29 | 19 | 10 | 31 | 20 | 11 | 37 | 27 | 10 |
| 34 Dallas, Tex. | 60 | 35 | 25 | 34 | 18 | 16 | 19 | 6 | 13 | 44 | 16 | 28 |
| 35 Davenport, Iowa | | | | 1 | 1 | | 2 | 1 | 1 | 5 | 3 | 2 |
| 36 Dayton, Ohio | 7 | 2 | 5 | 10 | 4 | 6 | 14 | 9 | 5 | 41 | 23 | 18 |
| 37 Denver, Colo. | 6 | 3 | 3 | 8 | 7 | 1 | 5 | 1 | 4 | 19 | 7 | 12 |
| 38 Des Moines, Iowa | 7 | 6 | 1 | 15 | 8 | 7 | 20 | 14 | 6 | 34 | 22 | 12 |
| 39 Detroit, Mich. | 2 | 1 | 1 | 14 | 8 | 6 | 12 | 6 | 6 | 24 | 15 | 9 |
| 40 Dubuque, Iowa | | | | | | 1 | | | | 1 | 1 | |
| 41 Duluth, Minn. | | | | 4 | 3 | 1 | 4 | 1 | 3 | 9 | 6 | 3 |
| 42 Easton, Pa. | 5 | 4 | 1 | 7 | 5 | 2 | 8 | 7 | 1 | 18 | 6 | 12 |
| 43 East St. Louis, Ill. | 6 | 5 | 1 | 12 | 7 | 5 | 12 | 3 | 9 | 31 | 14 | 17 |
| 44 Elizabeth, N. J. | 2 | 1 | 1 | 4 | 2 | 2 | 1 | 1 | | 8 | 6 | 2 |
| 45 Elmira, N. Y. | 1 | 1 | | 15 | 13 | 2 | 14 | 14 | | 14 | 10 | 4 |
| 46 Erie, Pa. | 1 | | 1 | 3 | 3 | | 2 | | 2 | 5 | 3 | 2 |
| 47 Evansville, Ind. | 4 | 3 | 1 | 29 | 16 | 13 | 28 | 16 | 12 | 90 | 32 | 58 |
| 48 Fall River, Mass. | 1 | | 1 | 11 | 6 | 5 | 10 | 8 | 2 | 29 | 15 | 14 |
| 49 Fitchburg, Mass. | | | | 3 | 3 | | 2 | | 2 | 4 | 3 | 1 |
| 50 Fort Wayne, Ind. | 3 | 2 | 1 | 10 | 7 | 3 | 6 | 3 | 3 | 14 | 8 | 6 |
| 51 Fort Worth, Tex. | 12 | 8 | 4 | 16 | 11 | 5 | 10 | 3 | 7 | 22 | 6 | 16 |
| 52 Galveston, Tex. | 24 | 16 | 8 | 26 | 7 | 19 | 13 | 4 | 9 | 22 | 10 | 12 |
| 53 Gloucester, Mass. | | | | 2 | | 2 | | | | 2 | 1 | 1 |
| 54 Grand Rapids, Mich. | 7 | 3 | 4 | 4 | 3 | 1 | 2 | 1 | 1 | 21 | 12 | 9 |
| 55 Harrisburg, Pa. | 16 | 8 | 8 | 29 | 13 | 16 | 33 | 17 | 16 | 64 | 35 | 29 |
| 56 Hartford, Conn. | 1 | 1 | | 1 | | 1 | 2 | 2 | | 5 | | 5 |
| 57 Haverhill, Mass. | 2 | 2 | | 3 | 1 | 2 | 1 | 1 | | 6 | 3 | 3 |
| 58 Hoboken, N. J. | 4 | | 4 | 2 | | 2 | 1 | | | 4 | | 4 |
| 59 Holyoke, Mass. | | | | 2 | 1 | 1 | 4 | 4 | | 4 | | 4 |
| 60 Honolulu, Hawaii | 13 | 7 | 6 | 47 | 21 | 26 | 32 | 12 | 20 | 100 | 50 | 50 |
| 61 Houston, Tex. | 12 | 6 | 6 | 9 | 3 | 6 | 9 | 4 | 5 | 21 | 9 | 12 |
| 62 Indianapolis, Ind. | 15 | 9 | 6 | 45 | 20 | 25 | 57 | 31 | 26 | 154 | 73 | 81 |
| 63 Jackson, Mich. | | | | 1 | 1 | | 3 | 3 | | 4 | 3 | 1 |
| 64 Jacksonville, Fla. | 4 | 3 | 1 | 9 | 5 | 4 | 6 | 2 | 4 | 13 | 3 | 10 |
| 65 Jersey City, N. J. | 11 | 6 | 5 | 8 | 3 | 5 | 7 | 5 | 2 | 18 | 11 | 7 |
| 66 Johnstown, Pa. | 4 | 1 | 3 | 20 | 12 | 8 | 21 | 8 | 13 | 33 | 13 | 15 |
| 67 Joliet, Ill. | | | | 1 | | | 1 | | 1 | 2 | | 2 |
| 68 Joplin, Mo. | 36 | 27 | 9 | 30 | 18 | 12 | 26 | 15 | 11 | 60 | 28 | 32 |
| 69 Kansas City, Kans. | 12 | 7 | 5 | 20 | 11 | 9 | 12 | 7 | 5 | 30 | 19 | 11 |
| 70 Kansas City, Mo. | 28 | 14 | 14 | 36 | 19 | 17 | 40 | 22 | 18 | 80 | 41 | 39 |
| 71 Knoxville, Tenn. | 167 | 95 | 72 | 171 | 84 | 87 | 122 | 52 | 70 | 222 | 84 | 138 |
| 72 La Crosse, Wis. | 1 | 1 | | 3 | 3 | | 1 | | | 1 | 1 | |
| 73 Lancaster, Pa. | 10 | 5 | 5 | 25 | 17 | 8 | 25 | 16 | 9 | 35 | 17 | 18 |
| 74 Lawrence, Mass. | | | | 2 | 1 | 1 | 2 | 1 | 1 | 4 | 3 | 1 |
| 75 Lexington, Ky. | 11 | 6 | 5 | 22 | 14 | 8 | 12 | 5 | 7 | 34 | 16 | 18 |
| 76 Lincoln, Nebr. | 3 | 2 | 1 | 6 | 1 | 5 | 1 | 1 | | 9 | 6 | 3 |
| 77 Little Rock, Ark. | 18 | 8 | 10 | 31 | 22 | 9 | 32 | 22 | 10 | 99 | 54 | 45 |
| 78 Los Angeles, Cal. | 9 | 4 | 5 | 14 | 8 | 6 | 13 | 6 | 7 | 28 | 12 | 16 |
| 79 Louisville, Ky. | 76 | 48 | 28 | 100 | 63 | 37 | 93 | 52 | 41 | 236 | 117 | 119 |
| 80 Lowell, Mass. | 3 | 2 | 1 | 7 | 4 | 3 | 13 | 6 | 7 | 10 | 6 | 4 |
| 81 Lynn, Mass. | 3 | 2 | 1 | 5 | 5 | | 1 | 1 | | 13 | 6 | 7 |
| 82 McKeesport, Pa. | 1 | 1 | | 8 | 3 | 5 | 7 | 5 | 2 | 23 | 15 | 8 |
| 83 Malden, Mass. | 1 | 1 | | 1 | | 1 | 2 | 1 | 1 | 5 | 3 | 2 |
| 84 Manchester, N. H. | 3 | 1 | 2 | | | | 5 | 2 | 3 | 7 | 3 | 4 |
| 85 Memphis, Tenn. | 15 | 10 | 5 | 35 | 13 | 22 | 18 | 7 | 11 | 59 | 24 | 35 |

ILLITERACY.

OVER, CLASSIFIED BY SEX AND AGE PERIODS, FOR CITIES HAVING 25,000 INHABITANTS OR MORE: 1900.

of native parentage" comprehends all native white persons having either both parents native born, one parent native born and one parent unknown, or both unknown.]

| 35 TO 44 YEARS. | | | 45 TO 54 YEARS. | | | 55 TO 64 YEARS. | | | 65 YEARS AND OVER. | | | AGE UNKNOWN. | | |
|-----------------|--------|----------|-----------------|--------|----------|-----------------|--------|----------|--------------------|--------|----------|--------------|--------|----------|
| Total. | Males. | Females. | Total. | Males. | Females. | Total. | Males. | Females. | Total. | Males. | Females. | Total. | Males. | Females. |
| 13 | 7 | 6 | 12 | 7 | 5 | 9 | 3 | 6 | 23 | 5 | 18 | 1 | | 1 |
| 20 | 11 | 9 | 21 | 13 | 8 | 15 | 7 | 8 | 26 | 7 | 19 | | | 2 |
| 35 | 20 | 15 | 27 | 11 | 16 | 15 | 4 | 11 | 10 | 1 | 9 | 1 | | 3 |
| 37 | 13 | 24 | 73 | 18 | 55 | 123 | 17 | 106 | 154 | 18 | 136 | 1 | | 4 |
| 26 | 14 | 12 | 30 | 11 | 19 | 28 | 6 | 22 | 48 | 14 | 34 | 1 | | 5 |
| 179 | 51 | 128 | 172 | 61 | 111 | 106 | 32 | 74 | 81 | 18 | 63 | 7 | 6 | 6 |
| 47 | 26 | 21 | 34 | 17 | 17 | 34 | 14 | 20 | 24 | 15 | 9 | 1 | 1 | 7 |
| 10 | 5 | 5 | 7 | 6 | 1 | 10 | 5 | 5 | 13 | 3 | 10 | 1 | | 8 |
| 170 | 56 | 114 | 123 | 47 | 76 | 106 | 24 | 82 | 78 | 22 | 56 | 2 | 2 | 9 |
| 410 | 131 | 229 | 408 | 162 | 246 | 369 | 141 | 218 | 302 | 100 | 202 | 7 | 3 | 10 |
| 9 | 4 | 5 | 18 | 6 | 7 | 10 | 7 | 3 | 8 | 5 | 3 | 1 | 1 | 11 |
| 5 | 3 | 2 | 4 | 2 | 2 | 3 | 1 | 2 | 5 | 2 | 3 | | | 12 |
| 8 | 5 | 3 | 8 | 4 | 4 | 6 | 3 | 3 | 26 | 8 | 17 | 2 | | 13 |
| 31 | 11 | 20 | 24 | 9 | 15 | 21 | 9 | 16 | 6 | 1 | 5 | 1 | 1 | 14 |
| 24 | 11 | 13 | 35 | 16 | 19 | 16 | 3 | 13 | 31 | 12 | 19 | 4 | 2 | 15 |
| 4 | 2 | 2 | 8 | 5 | 3 | 2 | 1 | 1 | 11 | 5 | 6 | 1 | 1 | 16 |
| 1 | | 1 | 7 | 3 | 4 | 3 | 3 | 4 | 4 | | 4 | | | 17 |
| 50 | 32 | 18 | 54 | 31 | 23 | 30 | 16 | 14 | 29 | 15 | 14 | 4 | 2 | 18 |
| 2 | 1 | 1 | 1 | 1 | | 1 | 1 | 1 | 1 | 1 | 1 | | | 19 |
| 7 | 5 | 2 | 5 | 2 | 3 | 5 | 2 | 3 | 9 | 8 | 1 | | | 20 |
| 65 | 35 | 30 | 78 | 40 | 38 | 61 | 34 | 27 | 75 | 16 | 59 | 5 | 3 | 21 |
| 13 | 8 | 5 | 11 | 11 | 11 | 15 | 1 | 14 | 24 | 5 | 19 | | | 22 |
| 10 | 6 | 4 | 11 | 7 | 4 | 9 | 5 | 4 | 11 | 4 | 7 | 1 | | 23 |
| 22 | 9 | 13 | 19 | 6 | 13 | 8 | 8 | 8 | 7 | 7 | 28 | | | 24 |
| 82 | 29 | 53 | 65 | 21 | 44 | 41 | 20 | 21 | 37 | 9 | 28 | 1 | | 25 |
| 1 | | 1 | 1 | | 1 | 3 | 2 | 1 | 9 | 6 | 3 | | | 26 |
| 19 | 8 | 11 | 27 | 8 | 19 | 28 | 10 | 18 | 13 | 4 | 9 | | | 27 |
| 80 | 30 | 50 | 65 | 33 | 32 | 43 | 17 | 26 | 56 | 12 | 44 | 4 | 2 | 28 |
| 120 | 51 | 69 | 117 | 48 | 69 | 78 | 31 | 47 | 71 | 25 | 46 | 4 | 2 | 29 |
| 30 | 13 | 17 | 33 | 17 | 16 | 19 | 6 | 13 | 33 | 10 | 23 | 2 | 4 | 30 |
| 141 | 78 | 63 | 96 | 45 | 51 | 79 | 42 | 37 | 68 | 26 | 42 | 9 | 5 | 31 |
| 16 | 7 | 9 | 19 | 9 | 10 | 25 | 9 | 16 | 24 | 14 | 10 | 5 | 4 | 32 |
| 43 | 26 | 17 | 38 | 19 | 19 | 27 | 8 | 19 | 29 | 10 | 19 | 3 | 2 | 33 |
| 56 | 25 | 31 | 40 | 18 | 22 | 27 | 5 | 15 | 13 | 2 | 11 | 1 | 1 | 34 |
| 4 | 1 | 3 | 3 | | 3 | 4 | 3 | 3 | 4 | 2 | 2 | 2 | 2 | 35 |
| 60 | 27 | 33 | 70 | 24 | 46 | 77 | 27 | 50 | 82 | 16 | 66 | 1 | | 36 |
| 26 | 11 | 15 | 11 | 3 | 8 | 14 | 5 | 9 | 8 | 8 | 3 | 3 | | 37 |
| 35 | 21 | 14 | 51 | 25 | 26 | 36 | 20 | 16 | 29 | 9 | 20 | | | 38 |
| 27 | 12 | 15 | 27 | 11 | 16 | 22 | 10 | 12 | 37 | 14 | 23 | | | 39 |
| 2 | | 3 | 3 | 3 | | 2 | 2 | 2 | 8 | 3 | 5 | | | 40 |
| 9 | 6 | 3 | 10 | 4 | 6 | 11 | | | | | | 1 | 1 | 41 |
| 31 | 14 | 17 | 38 | 10 | 28 | 41 | 11 | 30 | 63 | 5 | 58 | | | 42 |
| 42 | 17 | 25 | 39 | 16 | 24 | 19 | 3 | 11 | 20 | 4 | 16 | 1 | 1 | 43 |
| 9 | 3 | 6 | 7 | 1 | 8 | 3 | 1 | 2 | 5 | 1 | 4 | 1 | | 44 |
| 15 | 11 | 4 | 19 | 11 | 8 | 14 | 8 | 6 | 26 | 13 | 13 | | 1 | 45 |
| 2 | | | 10 | 4 | 6 | 13 | 12 | 1 | 17 | 12 | 5 | | | 46 |
| 90 | 33 | 57 | 79 | 27 | 52 | 51 | 26 | 25 | 44 | 14 | 30 | 2 | 1 | 47 |
| 24 | 13 | 11 | 24 | 13 | 11 | 10 | 5 | 5 | 9 | 5 | 4 | | | 48 |
| 10 | 10 | 2 | 4 | 2 | 2 | 3 | | 3 | 2 | 2 | | | | 49 |
| 24 | 8 | 16 | 28 | 13 | 15 | 16 | 9 | 7 | 25 | 5 | 20 | | | 50 |
| 31 | 12 | 19 | 15 | 6 | 9 | 11 | 2 | 9 | 10 | 3 | 7 | | | 51 |
| 38 | 11 | 27 | 23 | 6 | 17 | 13 | 8 | 5 | 8 | 2 | 6 | 2 | 1 | 52 |
| 5 | 4 | 1 | 3 | 1 | 2 | 7 | 4 | 3 | 5 | 4 | 1 | | | 53 |
| 7 | 4 | 3 | 17 | 8 | 9 | 20 | 11 | 9 | 19 | 9 | 10 | 1 | 1 | 54 |
| 67 | 21 | 46 | 34 | 38 | 46 | 74 | 21 | 53 | 71 | 14 | 57 | 1 | 1 | 55 |
| 6 | 4 | 3 | 7 | 3 | 4 | 6 | 2 | 4 | 7 | 4 | 3 | | | 56 |
| 3 | | 3 | 3 | 3 | 3 | 6 | 6 | 4 | 7 | 1 | 6 | 1 | | 57 |
| 1 | 1 | | 1 | 1 | | 1 | 1 | | | | | | | 58 |
| 11 | 4 | 7 | 6 | 2 | 4 | 3 | 2 | 1 | 1 | 1 | 1 | 4 | 1 | 59 |
| 106 | 38 | 68 | 31 | 35 | 46 | 59 | 23 | 36 | 100 | 50 | 50 | 4 | 3 | 60 |
| 21 | 12 | 9 | 11 | 4 | 7 | 5 | 4 | 4 | 5 | 1 | 4 | 4 | 2 | 61 |
| 206 | 90 | 116 | 235 | 101 | 134 | 161 | 65 | 96 | 175 | 49 | 126 | 9 | 7 | 62 |
| 10 | 5 | 5 | 8 | 5 | 3 | 4 | 2 | 2 | 6 | 3 | 3 | | | 63 |
| 17 | 5 | 12 | 8 | 3 | 5 | 4 | 1 | 3 | 9 | 3 | 6 | 7 | 2 | 64 |
| 19 | 10 | 9 | 9 | 3 | 6 | 8 | 3 | 5 | 9 | 6 | 3 | | 5 | 65 |
| 47 | 14 | 33 | 56 | 20 | 36 | 37 | 11 | 26 | 49 | 12 | 37 | 2 | 1 | 66 |
| 5 | 2 | 3 | 4 | 2 | 2 | 4 | 2 | 2 | 5 | 2 | 3 | | | 67 |
| 67 | 29 | 38 | 41 | 13 | 28 | 43 | 20 | 23 | 30 | 10 | 20 | 7 | 2 | 68 |
| 50 | 27 | 23 | 44 | 24 | 20 | 45 | 15 | 30 | 29 | 9 | 20 | | | 69 |
| 125 | 55 | 70 | 107 | 51 | 56 | 61 | 41 | 41 | 65 | 21 | 44 | 2 | 1 | 70 |
| 226 | 59 | 167 | 224 | 88 | 136 | 128 | 45 | 83 | 81 | 25 | 56 | 9 | 4 | 71 |
| 49 | 15 | 34 | 3 | 2 | 1 | 2 | 2 | 2 | 1 | 1 | 1 | | | 72 |
| 5 | 3 | 64 | 31 | 33 | 33 | 56 | 21 | 35 | 76 | 14 | 62 | 1 | 1 | 73 |
| 23 | 6 | 17 | 22 | 10 | 12 | 16 | 9 | 7 | 17 | 7 | 10 | 1 | 1 | 74 |
| 8 | 4 | 4 | 16 | 10 | 6 | 6 | 3 | 3 | 9 | 4 | 5 | | | 76 |
| 91 | 36 | 55 | 78 | 34 | 44 | 36 | 10 | 26 | 23 | 8 | 15 | | | 77 |
| 62 | 36 | 26 | 45 | 16 | 29 | 44 | 8 | 36 | 38 | 12 | 26 | 9 | 3 | 78 |
| 238 | 103 | 135 | 221 | 105 | 116 | 148 | 55 | 93 | 134 | 41 | 93 | 7 | 1 | 79 |
| 19 | 12 | 7 | 8 | 2 | 6 | 7 | 2 | 5 | 8 | 6 | 2 | | 6 | 80 |
| 11 | 6 | 5 | 9 | 7 | 7 | 8 | 5 | 3 | 7 | 5 | 2 | 1 | 1 | 81 |
| 23 | 15 | 13 | 24 | 17 | 7 | 17 | 6 | 11 | 6 | 2 | 4 | | | 82 |
| 2 | 2 | 2 | 4 | 2 | 2 | 2 | 1 | 1 | 7 | 4 | 3 | | | 83 |
| 12 | 8 | 4 | 2 | 2 | 2 | 2 | 2 | 2 | 10 | 6 | 6 | | | 84 |
| 40 | 17 | 23 | 45 | 21 | 24 | 20 | 12 | 8 | 14 | 6 | 8 | | | 85 |

STATISTICS OF POPULATION.

TABLE 80.—ILLITERATE NATIVE WHITE POPULATION OF NATIVE PARENTAGE 10 YEARS OF AGE AND OVER.

| CITIES. | 10 TO 14 YEARS. | | | 15 TO 20 YEARS. | | | 21 TO 24 YEARS. | | | 25 TO 34 YEARS. | | |
|---------------------------------------|-----------------|--------|----------|-----------------|--------|----------|-----------------|--------|----------|-----------------|--------|----------|
| | Total. | Males. | Females. | Total. | Males. | Females. | Total. | Males. | Females. | Total. | Males. | Females. |
| 86 Milwaukee, Wis..... | 9 | 4 | 5 | 9 | 2 | 7 | 5 | 3 | 2 | 10 | 5 | 5 |
| 87 Minneapolis, Minn..... | 6 | 3 | 3 | 6 | 4 | 2 | 7 | 4 | 3 | 14 | 8 | 6 |
| 88 Mobile, Ala..... | 8 | 6 | 2 | 14 | 7 | 7 | 9 | 2 | 7 | 30 | 9 | 21 |
| 89 Montgomery, Ala..... | 28 | 14 | 14 | 23 | 12 | 11 | 9 | 1 | 8 | 11 | 2 | 9 |
| 90 Nashville, Tenn..... | 73 | 49 | 24 | 110 | 58 | 52 | 86 | 37 | 49 | 194 | 77 | 117 |
| 91 Newark, N. J..... | 5 | 4 | 1 | 36 | 16 | 20 | 14 | 5 | 9 | 35 | 18 | 17 |
| 92 New Bedford, Mass..... | 2 | 1 | 1 | 9 | 3 | 6 | 3 | 1 | 2 | 18 | 11 | 7 |
| 93 New Britain, Conn..... | 2 | 1 | 1 | 1 | 1 | 1 | 1 | 1 | 1 | 2 | 2 | 2 |
| 94 New Castle, Pa..... | 4 | 1 | 3 | 1 | 1 | 1 | 5 | 4 | 1 | 22 | 12 | 10 |
| 95 New Haven, Conn..... | 1 | 1 | 1 | 1 | 1 | 1 | 4 | 4 | 1 | 6 | 3 | 3 |
| 96 New Orleans, La..... | 175 | 92 | 83 | 177 | 98 | 79 | 109 | 49 | 60 | 282 | 110 | 172 |
| 97 Newport, Ky..... | 1 | 1 | 1 | 9 | 5 | 4 | 6 | 6 | 6 | 15 | 4 | 11 |
| 98 Newton, Mass..... | 1 | 1 | 1 | 2 | 1 | 1 | 1 | 1 | 1 | 1 | 1 | 1 |
| 99 New York, N. Y..... | 68 | 44 | 24 | 149 | 84 | 65 | 104 | 52 | 52 | 255 | 102 | 153 |
| 100 Manhattan and Bronx boroughs..... | 38 | 18 | 20 | 69 | 36 | 33 | 52 | 25 | 27 | 117 | 46 | 71 |
| 101 Brooklyn borough..... | 25 | 25 | 1 | 63 | 38 | 25 | 44 | 21 | 23 | 122 | 48 | 74 |
| 102 Queens borough..... | 1 | 1 | 1 | 10 | 7 | 3 | 7 | 5 | 2 | 6 | 2 | 4 |
| 103 Richmond borough..... | 4 | 1 | 3 | 7 | 3 | 4 | 1 | 1 | 1 | 10 | 6 | 4 |
| 104 Norfolk, Va..... | 17 | 9 | 8 | 16 | 10 | 6 | 23 | 8 | 15 | 68 | 33 | 35 |
| 105 Oakland, Cal..... | 4 | 1 | 3 | 2 | 2 | 2 | 2 | 2 | 2 | 2 | 2 | 2 |
| 106 Omaha, Nebr..... | 5 | 3 | 2 | 7 | 4 | 3 | 3 | 3 | 1 | 17 | 10 | 7 |
| 107 Oshkosh, Wis..... | 1 | 1 | 1 | 1 | 1 | 1 | 3 | 2 | 1 | 3 | 1 | 2 |
| 108 Passaic, N. J..... | 2 | 2 | 1 | 1 | 1 | 1 | 1 | 1 | 1 | 5 | 3 | 2 |
| 109 Paterson, N. J..... | 7 | 4 | 3 | 19 | 10 | 9 | 18 | 7 | 11 | 40 | 16 | 24 |
| 110 Pawtucket, R. I..... | 1 | 1 | 1 | 7 | 3 | 4 | 7 | 4 | 3 | 14 | 8 | 6 |
| 111 Peoria, Ill..... | 8 | 6 | 2 | 17 | 7 | 10 | 9 | 4 | 5 | 46 | 32 | 14 |
| 112 Philadelphia, Pa..... | 68 | 40 | 28 | 157 | 94 | 63 | 169 | 102 | 67 | 323 | 197 | 126 |
| 113 Pittsburg, Pa..... | 16 | 10 | 6 | 42 | 32 | 10 | 27 | 15 | 12 | 66 | 39 | 27 |
| 114 Portland, Me..... | 5 | 4 | 1 | 4 | 3 | 1 | 2 | 2 | 2 | 8 | 3 | 5 |
| 115 Portland, Oreg..... | 1 | 1 | 1 | 2 | 2 | 1 | 2 | 2 | 2 | 9 | 5 | 4 |
| 116 Providence, R. I..... | 9 | 3 | 6 | 11 | 1 | 10 | 14 | 9 | 5 | 32 | 17 | 15 |
| 117 Pueblo, Colo..... | 1 | 1 | 1 | 10 | 7 | 3 | 10 | 5 | 5 | 27 | 14 | 13 |
| 118 Quincy, Ill..... | 8 | 6 | 2 | 6 | 4 | 2 | 4 | 1 | 3 | 37 | 21 | 16 |
| 119 Racine, Wis..... | 1 | 1 | 1 | 1 | 1 | 1 | 1 | 1 | 1 | 1 | 1 | 1 |
| 120 Reading, Pa..... | 17 | 11 | 6 | 94 | 67 | 27 | 69 | 46 | 23 | 160 | 89 | 71 |
| 121 Richmond, Va..... | 48 | 33 | 15 | 47 | 30 | 17 | 57 | 37 | 20 | 115 | 59 | 56 |
| 122 Rochester, N. Y..... | 1 | 1 | 1 | 1 | 1 | 1 | 5 | 3 | 2 | 15 | 11 | 4 |
| 123 Rockford, Ill..... | 1 | 1 | 1 | 4 | 4 | 1 | 1 | 1 | 1 | 2 | 1 | 1 |
| 124 Sacramento, Cal..... | 1 | 1 | 1 | 1 | 1 | 1 | 2 | 2 | 2 | 4 | 4 | 4 |
| 125 Saginaw, Mich..... | 1 | 1 | 1 | 3 | 2 | 1 | 6 | 3 | 3 | 12 | 7 | 5 |
| 126 St. Joseph, Mo..... | 32 | 15 | 17 | 30 | 11 | 19 | 25 | 11 | 14 | 54 | 29 | 25 |
| 127 St. Louis, Mo..... | 76 | 51 | 25 | 115 | 72 | 43 | 90 | 44 | 46 | 266 | 118 | 148 |
| 128 St. Paul, Minn..... | 1 | 1 | 1 | 5 | 1 | 4 | 1 | 1 | 1 | 13 | 6 | 7 |
| 129 Salem, Mass..... | 1 | 1 | 1 | 1 | 1 | 1 | 5 | 1 | 4 | 3 | 1 | 2 |
| 130 Salt Lake City, Utah..... | 2 | 1 | 1 | 6 | 1 | 5 | 2 | 1 | 1 | 6 | 2 | 4 |
| 131 San Antonio, Tex..... | 75 | 31 | 44 | 100 | 59 | 41 | 64 | 25 | 39 | 118 | 35 | 83 |
| 132 San Francisco, Cal..... | 17 | 10 | 7 | 9 | 5 | 4 | 7 | 2 | 5 | 16 | 10 | 6 |
| 133 Savannah, Ga..... | 21 | 12 | 9 | 19 | 9 | 10 | 12 | 4 | 8 | 37 | 16 | 21 |
| 134 Schenectady, N. Y..... | 1 | 1 | 1 | 6 | 4 | 2 | 4 | 3 | 1 | 7 | 5 | 2 |
| 135 Scranton, Pa..... | 17 | 14 | 3 | 27 | 15 | 12 | 18 | 9 | 9 | 37 | 27 | 10 |
| 136 Seattle, Wash..... | 3 | 2 | 1 | 3 | 2 | 1 | 3 | 2 | 1 | 10 | 7 | 3 |
| 137 Sioux City, Iowa..... | 4 | 2 | 2 | 5 | 2 | 3 | 4 | 2 | 2 | 12 | 9 | 3 |
| 138 Somerville, Mass..... | 2 | 2 | 2 | 2 | 2 | 2 | 2 | 2 | 2 | 4 | 3 | 1 |
| 139 South Bend, Ind..... | 2 | 1 | 1 | 1 | 1 | 1 | 5 | 4 | 1 | 9 | 4 | 5 |
| 140 South Omaha, Nebr..... | 1 | 1 | 1 | 3 | 1 | 2 | 1 | 1 | 1 | 5 | 3 | 2 |
| 141 Spokane, Wash..... | 1 | 1 | 1 | 1 | 1 | 1 | 1 | 1 | 1 | 1 | 1 | 1 |
| 142 Springfield, Ill..... | 4 | 2 | 2 | 7 | 4 | 3 | 10 | 5 | 5 | 18 | 6 | 12 |
| 143 Springfield, Mass..... | 1 | 1 | 1 | 3 | 2 | 1 | 3 | 1 | 2 | 14 | 10 | 4 |
| 144 Springfield, Ohio..... | 4 | 1 | 3 | 3 | 1 | 2 | 3 | 3 | 3 | 29 | 12 | 17 |
| 145 Superior, Wis..... | 1 | 1 | 1 | 1 | 1 | 1 | 2 | 2 | 2 | 1 | 1 | 1 |
| 146 Syracuse, N. Y..... | 23 | 16 | 7 | 48 | 31 | 17 | 22 | 9 | 13 | 48 | 23 | 25 |
| 147 Tacoma, Wash..... | 2 | 2 | 2 | 3 | 2 | 1 | 2 | 2 | 2 | 3 | 2 | 1 |
| 148 Taunton, Mass..... | 1 | 1 | 1 | 7 | 4 | 3 | 7 | 5 | 2 | 7 | 5 | 2 |
| 149 Terre Haute, Ind..... | 17 | 9 | 8 | 36 | 19 | 17 | 28 | 14 | 14 | 84 | 45 | 39 |
| 150 Toledo, Ohio..... | 3 | 2 | 1 | 24 | 15 | 9 | 28 | 19 | 9 | 97 | 62 | 35 |
| 151 Topeka, Kans..... | 3 | 2 | 1 | 4 | 4 | 1 | 5 | 2 | 3 | 10 | 5 | 5 |
| 152 Trenton, N. J..... | 22 | 10 | 12 | 30 | 17 | 13 | 25 | 11 | 14 | 66 | 47 | 19 |
| 153 Troy, N. Y..... | 1 | 1 | 1 | 6 | 3 | 3 | 7 | 4 | 3 | 14 | 9 | 5 |
| 154 Utica, N. Y..... | 1 | 1 | 1 | 7 | 2 | 5 | 6 | 3 | 3 | 31 | 22 | 9 |
| 155 Washington, D. C..... | 29 | 13 | 16 | 61 | 24 | 37 | 64 | 33 | 31 | 164 | 73 | 91 |
| 156 Waterbury, Conn..... | 1 | 1 | 1 | 1 | 1 | 1 | 1 | 1 | 1 | 1 | 1 | 1 |
| 157 Wheeling, W. Va..... | 15 | 8 | 7 | 28 | 16 | 12 | 19 | 13 | 6 | 41 | 23 | 18 |
| 158 Wilkesbarre, Pa..... | 9 | 4 | 5 | 13 | 5 | 8 | 16 | 8 | 8 | 35 | 22 | 13 |
| 159 Williamsport, Pa..... | 6 | 5 | 1 | 5 | 3 | 2 | 14 | 8 | 6 | 29 | 15 | 14 |
| 160 Wilmington, Del..... | 9 | 6 | 3 | 31 | 16 | 15 | 22 | 13 | 9 | 67 | 35 | 32 |
| 161 Woonsocket, R. I..... | 2 | 1 | 1 | 6 | 3 | 3 | 5 | 2 | 3 | 9 | 5 | 4 |
| 162 Worcester, Mass..... | 1 | 1 | 1 | 3 | 2 | 1 | 8 | 4 | 4 | 21 | 12 | 9 |
| 163 Yonkers, N. Y..... | 1 | 1 | 1 | 2 | 2 | 2 | 2 | 2 | 2 | 3 | 1 | 2 |
| 164 York, Pa..... | 19 | 12 | 7 | 43 | 29 | 14 | 24 | 15 | 9 | 70 | 36 | 34 |
| 165 Youngstown, Ohio..... | 1 | 1 | 1 | 1 | 1 | 1 | 2 | 1 | 1 | 12 | 7 | 5 |

ILLITERACY.

CLASSIFIED BY SEX AND AGE PERIODS, FOR CITIES HAVING 25,000 INHABITANTS OR MORE: 1900—Continued.

| 35 TO 44 YEARS. | | | 45 TO 54 YEARS. | | | 55 TO 64 YEARS. | | | 65 YEARS AND OVER. | | | AGE UNKNOWN. | | | |
|-----------------|--------|----------|-----------------|--------|----------|-----------------|--------|----------|--------------------|--------|----------|--------------|--------|----------|-----|
| Total. | Males. | Females. | Total. | Males. | Females. | Total. | Males. | Females. | Total. | Males. | Females. | Total. | Males. | Females. | |
| 5 | 1 | 4 | 3 | ----- | 3 | 9 | 3 | 6 | 7 | 1 | 6 | 5 | ----- | 5 | 86 |
| 11 | 8 | 3 | 10 | 5 | 5 | 13 | 9 | 4 | 10 | 2 | 8 | ----- | ----- | ----- | 87 |
| 26 | 12 | 14 | 18 | 12 | 6 | 19 | 9 | 10 | 14 | 4 | 10 | 1 | ----- | 1 | 88 |
| 25 | 10 | 15 | 28 | 14 | 14 | 12 | 1 | 11 | 10 | 2 | 8 | ----- | ----- | ----- | 89 |
| 185 | 73 | 112 | 180 | 70 | 110 | 106 | 42 | 64 | 83 | 25 | 58 | 3 | ----- | 3 | 90 |
| 32 | 12 | 20 | 22 | 8 | 14 | 20 | 8 | 12 | 26 | 7 | 19 | 2 | ----- | 2 | 91 |
| 17 | 10 | 7 | 15 | 7 | 8 | 6 | 1 | 5 | 15 | 5 | 10 | ----- | ----- | ----- | 92 |
| 2 | 1 | 1 | 1 | 1 | 1 | 1 | 1 | 1 | ----- | ----- | ----- | ----- | ----- | ----- | 93 |
| 17 | 10 | 7 | 20 | 12 | 8 | 10 | 2 | 8 | 13 | 6 | 7 | ----- | ----- | ----- | 94 |
| 11 | 5 | 6 | 8 | 3 | 5 | 9 | 5 | 4 | 16 | 6 | 10 | 1 | ----- | 1 | 95 |
| 245 | 104 | 141 | 164 | 60 | 104 | 138 | 33 | 105 | 127 | 34 | 93 | 2 | ----- | 2 | 96 |
| 11 | 6 | 5 | 18 | 5 | 13 | 10 | 3 | 7 | 14 | 6 | 8 | 11 | 10 | 1 | 97 |
| 227 | 104 | 123 | 240 | 122 | 118 | 111 | 46 | 65 | 205 | 72 | 133 | 3 | ----- | 3 | 98 |
| 101 | 50 | 51 | 98 | 46 | 47 | 51 | 24 | 27 | 64 | 18 | 46 | 6 | 4 | 2 | 99 |
| 96 | 42 | 54 | 102 | 52 | 50 | 41 | 12 | 29 | 99 | 31 | 68 | 2 | ----- | 2 | 101 |
| 19 | 6 | 13 | 28 | 14 | 14 | 10 | 4 | 6 | 21 | 11 | 10 | ----- | ----- | ----- | 102 |
| 11 | 6 | 5 | 17 | 10 | 7 | 9 | 6 | 3 | 21 | 12 | 9 | ----- | ----- | ----- | 103 |
| 70 | 30 | 40 | 79 | 28 | 51 | 59 | 26 | 33 | 50 | 19 | 31 | 2 | ----- | 2 | 104 |
| 3 | 2 | 1 | 4 | 1 | 3 | 7 | 3 | 4 | 3 | 2 | 2 | ----- | ----- | ----- | 105 |
| 16 | 7 | 9 | 12 | 5 | 7 | 9 | 2 | 7 | 8 | 2 | 6 | 1 | ----- | 1 | 106 |
| 1 | 1 | ----- | 8 | 4 | 4 | ----- | ----- | ----- | ----- | ----- | ----- | ----- | ----- | ----- | 107 |
| 3 | 1 | 2 | 2 | 2 | ----- | 2 | ----- | ----- | 2 | ----- | 1 | ----- | ----- | ----- | 108 |
| 58 | 25 | 33 | 37 | 12 | 25 | 42 | 15 | 27 | 45 | 17 | 28 | ----- | ----- | ----- | 109 |
| 11 | 4 | 7 | 11 | 5 | 6 | 14 | 4 | 10 | 21 | 4 | 17 | ----- | ----- | ----- | 110 |
| 46 | 23 | 23 | 39 | 27 | 12 | 20 | 7 | 13 | 20 | 6 | 14 | ----- | ----- | ----- | 111 |
| 340 | 160 | 180 | 354 | 161 | 193 | 305 | 104 | 201 | 384 | 94 | 290 | 8 | 4 | 4 | 112 |
| 69 | 37 | 32 | 57 | 26 | 31 | 38 | 12 | 26 | 34 | 9 | 25 | 1 | ----- | 1 | 113 |
| 12 | 6 | 6 | 12 | 6 | 6 | 3 | 3 | 3 | 11 | 2 | 9 | ----- | ----- | ----- | 114 |
| 3 | 3 | ----- | 12 | 6 | 6 | 3 | 3 | 3 | 5 | 5 | ----- | 1 | ----- | ----- | 115 |
| 27 | 16 | 11 | 33 | 16 | 17 | 20 | 7 | 13 | 34 | 15 | 19 | ----- | ----- | ----- | 116 |
| 27 | 15 | 12 | 18 | 8 | 10 | 6 | 4 | 2 | 13 | 3 | 10 | 5 | 2 | 3 | 117 |
| 28 | 12 | 16 | 43 | 17 | 26 | 27 | 9 | 18 | 26 | 7 | 19 | 1 | ----- | 1 | 118 |
| 1 | ----- | ----- | ----- | ----- | ----- | ----- | ----- | ----- | 1 | ----- | 1 | ----- | ----- | ----- | 119 |
| 216 | 89 | 127 | 237 | 81 | 156 | 245 | 63 | 182 | 333 | 42 | 291 | 3 | 1 | 2 | 120 |
| 101 | 51 | 50 | 111 | 62 | 49 | 65 | 23 | 42 | 64 | 18 | 46 | 3 | 1 | 2 | 121 |
| 15 | 6 | 9 | 17 | 11 | 6 | 16 | 8 | 8 | 21 | 5 | 16 | 3 | 1 | 2 | 122 |
| 2 | 2 | ----- | 6 | 4 | 2 | 2 | 1 | 1 | 3 | ----- | 2 | ----- | ----- | ----- | 123 |
| 4 | 2 | 2 | 3 | 1 | 2 | 3 | 1 | 2 | 4 | 1 | 3 | ----- | ----- | ----- | 124 |
| 8 | 7 | ----- | 14 | 5 | 9 | 18 | 9 | 4 | 11 | 3 | 8 | ----- | ----- | ----- | 125 |
| 63 | 31 | 32 | 56 | 22 | 34 | 29 | 10 | 19 | 31 | 15 | 16 | ----- | ----- | ----- | 126 |
| 266 | 85 | 181 | 246 | 95 | 151 | 135 | 41 | 94 | 147 | 50 | 97 | 7 | ----- | 6 | 127 |
| 7 | 4 | 3 | 12 | 2 | 10 | 3 | 2 | 1 | 9 | 2 | 7 | 4 | 3 | 1 | 128 |
| 6 | 4 | 2 | 9 | 6 | 3 | 8 | 1 | 2 | 7 | 4 | 3 | 1 | ----- | 1 | 129 |
| 4 | 1 | 3 | 5 | 3 | 2 | 3 | 4 | 4 | 8 | 2 | 2 | ----- | 1 | ----- | 130 |
| 84 | 36 | 48 | 53 | 17 | 36 | 38 | 19 | 19 | 30 | 6 | 24 | 34 | 15 | 19 | 131 |
| 18 | 6 | 12 | 13 | 6 | 7 | 20 | 14 | 6 | 13 | 5 | 8 | 14 | 10 | 4 | 132 |
| 34 | 14 | 20 | 33 | 13 | 20 | 18 | 3 | 15 | 15 | 6 | 9 | ----- | ----- | ----- | 133 |
| 6 | 3 | 3 | 15 | 8 | 7 | 4 | 2 | 2 | 21 | 11 | 10 | 1 | ----- | 1 | 134 |
| 36 | 16 | 20 | 26 | 13 | 13 | 14 | 6 | 8 | 20 | 6 | 14 | ----- | ----- | ----- | 135 |
| 14 | 10 | 4 | 2 | 1 | 1 | 1 | ----- | 1 | 5 | 2 | 3 | 6 | 5 | 1 | 136 |
| 9 | 6 | 3 | 7 | 5 | 2 | 6 | 1 | 5 | 9 | 2 | 7 | ----- | ----- | ----- | 137 |
| 3 | 1 | 2 | 4 | 4 | ----- | 4 | 4 | ----- | 4 | 3 | 1 | ----- | ----- | ----- | 138 |
| 16 | 4 | 12 | 12 | 4 | 8 | 15 | 4 | 11 | 15 | 6 | 9 | ----- | ----- | ----- | 139 |
| 4 | 1 | 3 | 3 | 2 | 4 | 4 | 2 | 2 | 2 | ----- | 2 | ----- | ----- | ----- | 140 |
| 2 | 2 | ----- | 2 | ----- | 2 | 1 | ----- | 1 | 1 | ----- | 1 | ----- | ----- | ----- | 141 |
| 32 | 12 | 20 | 20 | 7 | 13 | 26 | 10 | 16 | 28 | 7 | 21 | 1 | ----- | 1 | 142 |
| 18 | 9 | 9 | 8 | 2 | 6 | 2 | ----- | 2 | 9 | 4 | 5 | ----- | ----- | ----- | 143 |
| 42 | 24 | 18 | 36 | 15 | 21 | 47 | 17 | 30 | 52 | 22 | 30 | 2 | ----- | 2 | 144 |
| 2 | 1 | 1 | 3 | ----- | 3 | 1 | ----- | 1 | 4 | ----- | 2 | ----- | ----- | ----- | 145 |
| 38 | 17 | 21 | 22 | 14 | 8 | 13 | 6 | 7 | 24 | 13 | 11 | ----- | ----- | ----- | 146 |
| 6 | 4 | 2 | 3 | 2 | 1 | 3 | 2 | 1 | 3 | 3 | 2 | ----- | 1 | ----- | 147 |
| 7 | 4 | 3 | 2 | 1 | 1 | ----- | ----- | ----- | 14 | 6 | 3 | ----- | ----- | ----- | 148 |
| 117 | 55 | 62 | 101 | 49 | 52 | 75 | 24 | 51 | 65 | 20 | 45 | 2 | ----- | 2 | 149 |
| 117 | 69 | 48 | 85 | 39 | 46 | 59 | 25 | 34 | 48 | 19 | 29 | ----- | ----- | ----- | 150 |
| 14 | 7 | 7 | 21 | 12 | 9 | 15 | 5 | 10 | 16 | 5 | 11 | ----- | ----- | ----- | 151 |
| 69 | 41 | 28 | 65 | 32 | 33 | 47 | 20 | 27 | 52 | 15 | 37 | 1 | ----- | 1 | 152 |
| 16 | 9 | 7 | 19 | 12 | 7 | 9 | 5 | 4 | 9 | ----- | 8 | ----- | ----- | ----- | 153 |
| 31 | 18 | 13 | 36 | 15 | 21 | 19 | 13 | 6 | 29 | 10 | 19 | 6 | ----- | 6 | 154 |
| 171 | 76 | 95 | 198 | 87 | 111 | 145 | 72 | 73 | 142 | 49 | 93 | 1 | 6 | 34 | 155 |
| 2 | 1 | 1 | 2 | 1 | 1 | ----- | ----- | ----- | 3 | ----- | 3 | ----- | ----- | ----- | 156 |
| 51 | 21 | 30 | 42 | 17 | 25 | 19 | 5 | 14 | 22 | 8 | 14 | 2 | ----- | 2 | 157 |
| 25 | 11 | 14 | 40 | 10 | 30 | 20 | 6 | 14 | 28 | 6 | 22 | ----- | ----- | ----- | 158 |
| 41 | 17 | 24 | 42 | 16 | 26 | 39 | 16 | 23 | 40 | 13 | 27 | 1 | ----- | 1 | 159 |
| 86 | 33 | 53 | 114 | 52 | 62 | 83 | 40 | 43 | 76 | 19 | 57 | 7 | 4 | 3 | 160 |
| 4 | 1 | 3 | 3 | 2 | 1 | 5 | 3 | 2 | 4 | ----- | 4 | ----- | ----- | ----- | 161 |
| 13 | 7 | 6 | 20 | 10 | 10 | 6 | 3 | 3 | 12 | 3 | ----- | ----- | ----- | ----- | 162 |
| 1 | ----- | ----- | ----- | ----- | ----- | 2 | ----- | 2 | 2 | ----- | 2 | ----- | ----- | ----- | 163 |
| 92 | 42 | 50 | 107 | 42 | 65 | 86 | 25 | 61 | 130 | 23 | 102 | 1 | 1 | ----- | 164 |
| 8 | 4 | 4 | 9 | 4 | 5 | 4 | 1 | 3 | 14 | 3 | 11 | 40 | 6 | 34 | 165 |

STATISTICS OF POPULATION.

TABLE 81.—ILLITERATE NATIVE WHITE POPULATION OF FOREIGN PARENTAGE 10 YEARS OF AGE AND

[The designation "illiterate" comprehends all persons who can neither read nor write or who can read but can not write. The designation

| CITIES. | 10 TO 14 YEARS. | | | 15 TO 20 YEARS. | | | 21 TO 24 YEARS. | | | 25 TO 34 YEARS. | | |
|------------------------------|-----------------|--------|----------|-----------------|--------|----------|-----------------|--------|----------|-----------------|--------|----------|
| | Total. | Males. | Females. | Total. | Males. | Females. | Total. | Males. | Females. | Total. | Males. | Females. |
| 1 Akron, Ohio..... | 2 | 1 | 1 | 2 | 2 | 1 | 1 | 1 | 1 | 5 | 1 | 4 |
| 2 Albany, N. Y..... | 7 | 4 | 3 | 9 | 5 | 4 | 19 | 13 | 6 | 40 | 16 | 24 |
| 3 Allegheny, Pa..... | 15 | 11 | 4 | 17 | 9 | 8 | 20 | 11 | 9 | 43 | 22 | 21 |
| 4 Allentown, Pa..... | 1 | 1 | 1 | 1 | 1 | 1 | 2 | 2 | 2 | 10 | 7 | 3 |
| 5 Altoona, Pa..... | 1 | 1 | 1 | 1 | 1 | 1 | 2 | 2 | 2 | 2 | 2 | 2 |
| 6 Atlanta, Ga..... | 4 | 2 | 2 | 4 | 2 | 2 | 2 | 2 | 2 | 6 | 1 | 5 |
| 7 Atlantic City, N. J..... | 2 | 2 | 2 | 2 | 2 | 2 | 2 | 2 | 2 | 4 | 1 | 3 |
| 8 Auburn, N. Y..... | 2 | 2 | 2 | 3 | 1 | 2 | 4 | 2 | 2 | 11 | 8 | 3 |
| 9 Augusta, Ga..... | 1 | 1 | 1 | 1 | 1 | 1 | 1 | 1 | 1 | 3 | 1 | 2 |
| 10 Baltimore, Md..... | 67 | 29 | 38 | 92 | 44 | 48 | 58 | 21 | 37 | 243 | 180 | 113 |
| 11 Bay City, Mich..... | 11 | 5 | 6 | 26 | 14 | 12 | 17 | 6 | 11 | 25 | 14 | 11 |
| 12 Bayonne, N. J..... | 4 | 3 | 1 | 8 | 6 | 2 | 5 | 2 | 3 | 6 | 3 | 3 |
| 13 Binghamton, N. Y..... | 3 | 2 | 1 | 4 | 2 | 2 | 3 | 2 | 1 | 4 | 2 | 2 |
| 14 Birmingham, Ala..... | 3 | 3 | 2 | 2 | 2 | 2 | 3 | 2 | 1 | 4 | 4 | 4 |
| 15 Boston, Mass..... | 22 | 15 | 7 | 34 | 18 | 16 | 29 | 8 | 21 | 97 | 40 | 57 |
| 16 Bridgeport, Conn..... | 4 | 1 | 3 | 12 | 9 | 3 | 11 | 5 | 6 | 21 | 7 | 14 |
| 17 Brockton, Mass..... | 1 | 1 | 1 | 2 | 1 | 1 | 2 | 1 | 1 | 8 | 5 | 3 |
| 18 Buffalo, N. Y..... | 47 | 21 | 26 | 60 | 31 | 29 | 43 | 24 | 19 | 123 | 58 | 65 |
| 19 Butte, Mont..... | 3 | 2 | 1 | 4 | 2 | 2 | 4 | 2 | 2 | 9 | 4 | 5 |
| 20 Cambridge, Mass..... | 1 | 1 | 1 | 6 | 4 | 2 | 5 | 3 | 2 | 26 | 9 | 17 |
| 21 Camden, N. J..... | 7 | 6 | 1 | 16 | 8 | 8 | 10 | 6 | 4 | 23 | 14 | 9 |
| 22 Canton, Ohio..... | 2 | 2 | 2 | 6 | 5 | 1 | 2 | 2 | 2 | 5 | 2 | 5 |
| 23 Cedar Rapids, Iowa..... | 5 | 5 | 5 | 5 | 3 | 2 | 4 | 2 | 2 | 7 | 2 | 2 |
| 24 Charleston, S. C..... | 3 | 3 | 1 | 2 | 1 | 1 | 1 | 1 | 1 | 2 | 2 | 2 |
| 25 Chattanooga, Tenn..... | 7 | 2 | 5 | 3 | 2 | 1 | 1 | 1 | 1 | 9 | 5 | 4 |
| 26 Chelsea, Mass..... | 2 | 2 | 2 | 3 | 2 | 1 | 2 | 1 | 1 | 3 | 1 | 2 |
| 27 Chester, Pa..... | 4 | 4 | 2 | 4 | 4 | 1 | 7 | 5 | 2 | 13 | 9 | 4 |
| 28 Chicago, Ill..... | 180 | 88 | 92 | 279 | 143 | 136 | 136 | 74 | 62 | 346 | 174 | 172 |
| 29 Cincinnati, Ohio..... | 17 | 12 | 5 | 28 | 14 | 14 | 47 | 26 | 21 | 135 | 64 | 71 |
| 30 Cleveland, Ohio..... | 14 | 6 | 8 | 54 | 25 | 29 | 34 | 18 | 16 | 104 | 49 | 55 |
| 31 Columbus, Ohio..... | 18 | 10 | 8 | 33 | 23 | 10 | 18 | 9 | 9 | 54 | 30 | 24 |
| 32 Council Bluffs, Iowa..... | 1 | 1 | 1 | 3 | 1 | 2 | 4 | 1 | 3 | 10 | 5 | 5 |
| 33 Covington, Ky..... | 5 | 3 | 2 | 9 | 8 | 1 | 4 | 3 | 1 | 17 | 11 | 6 |
| 34 Dallas, Tex..... | 11 | 7 | 4 | 1 | 1 | 1 | 2 | 2 | 1 | 8 | 3 | 5 |
| 35 Davenport, Iowa..... | 1 | 1 | 1 | 5 | 2 | 3 | 2 | 1 | 1 | 6 | 3 | 3 |
| 36 Dayton, Ohio..... | 1 | 1 | 1 | 10 | 8 | 2 | 4 | 2 | 2 | 25 | 12 | 13 |
| 37 Denver, Colo..... | 8 | 6 | 2 | 18 | 8 | 10 | 3 | 2 | 1 | 13 | 7 | 6 |
| 38 Des Moines, Iowa..... | 7 | 6 | 1 | 2 | 1 | 1 | 6 | 5 | 1 | 10 | 6 | 4 |
| 39 Detroit, Mich..... | 37 | 15 | 22 | 132 | 74 | 58 | 44 | 20 | 24 | 98 | 54 | 42 |
| 40 Dubuque, Iowa..... | 2 | 1 | 1 | 7 | 4 | 3 | 3 | 1 | 2 | 11 | 4 | 7 |
| 41 Duluth, Minn..... | 5 | 2 | 3 | 10 | 5 | 5 | 14 | 9 | 5 | 19 | 12 | 7 |
| 42 Easton, Pa..... | 2 | 2 | 2 | 3 | 1 | 2 | 2 | 1 | 1 | 6 | 4 | 2 |
| 43 East St. Louis, Ill..... | 5 | 3 | 2 | 16 | 11 | 5 | 1 | 1 | 1 | 19 | 8 | 11 |
| 44 Elizabeth, N. J..... | 6 | 4 | 2 | 9 | 7 | 2 | 3 | 1 | 2 | 17 | 9 | 8 |
| 45 Elmira, N. Y..... | 1 | 1 | 1 | 9 | 7 | 2 | 9 | 8 | 1 | 13 | 11 | 2 |
| 46 Erie, Pa..... | 5 | 2 | 3 | 12 | 8 | 4 | 9 | 4 | 5 | 22 | 13 | 9 |
| 47 Evansville, Ind..... | 1 | 1 | 1 | 7 | 7 | 7 | 11 | 6 | 5 | 35 | 12 | 23 |
| 48 Fall River, Mass..... | 36 | 13 | 23 | 117 | 58 | 59 | 59 | 23 | 36 | 142 | 49 | 93 |
| 49 Fitchburg, Mass..... | 3 | 1 | 2 | 20 | 14 | 6 | 16 | 6 | 10 | 25 | 14 | 11 |
| 50 Fort Wayne, Ind..... | 1 | 1 | 1 | 4 | 4 | 4 | 3 | 3 | 3 | 13 | 6 | 7 |
| 51 Fort Worth, Tex..... | 3 | 2 | 1 | 2 | 2 | 2 | 2 | 2 | 2 | 6 | 2 | 4 |
| 52 Galveston, Tex..... | 6 | 4 | 2 | 14 | 7 | 7 | 3 | 1 | 2 | 15 | 7 | 8 |
| 53 Gloucester, Mass..... | 2 | 1 | 1 | 3 | 3 | 3 | 1 | 1 | 1 | 6 | 4 | 2 |
| 54 Grand Rapids, Mich..... | 6 | 2 | 4 | 10 | 6 | 4 | 7 | 4 | 3 | 23 | 12 | 16 |
| 55 Harrisburg, Pa..... | 4 | 4 | 4 | 4 | 4 | 4 | 2 | 2 | 2 | 18 | 8 | 10 |
| 56 Hartford, Conn..... | 1 | 1 | 1 | 3 | 2 | 1 | 4 | 1 | 3 | 15 | 5 | 10 |
| 57 Haverhill, Mass..... | 3 | 2 | 1 | 4 | 2 | 2 | 6 | 1 | 5 | 12 | 5 | 7 |
| 58 Hoboken, N. J..... | 7 | 2 | 5 | 15 | 9 | 6 | 5 | 1 | 4 | 13 | 7 | 11 |
| 59 Holyoke, Mass..... | 8 | 2 | 6 | 36 | 17 | 19 | 22 | 14 | 8 | 67 | 30 | 37 |
| 60 Honolulu, Hawaii..... | 63 | 17 | 46 | 60 | 23 | 37 | 3 | 3 | 3 | 7 | 1 | 6 |
| 61 Houston, Tex..... | 8 | 4 | 4 | 12 | 6 | 6 | 4 | 2 | 2 | 11 | 3 | 8 |
| 62 Indianapolis, Ind..... | 5 | 2 | 3 | 15 | 11 | 4 | 15 | 6 | 9 | 59 | 28 | 31 |
| 63 Jackson, Mich..... | 2 | 2 | 2 | 2 | 2 | 2 | 2 | 1 | 1 | 2 | 1 | 1 |
| 64 Jacksonville, Fla..... | 1 | 1 | 1 | 1 | 1 | 1 | 1 | 1 | 1 | 1 | 1 | 1 |
| 65 Jersey City, N. J..... | 38 | 17 | 21 | 31 | 20 | 11 | 27 | 12 | 15 | 66 | 29 | 37 |
| 66 Johnstown, Pa..... | 8 | 5 | 3 | 10 | 8 | 2 | 5 | 4 | 1 | 19 | 13 | 6 |
| 67 Joliet, Ill..... | 2 | 2 | 2 | 4 | 4 | 4 | 2 | 2 | 2 | 9 | 9 | 9 |
| 68 Joplin, Mo..... | 1 | 1 | 1 | 1 | 1 | 1 | 1 | 1 | 1 | 5 | 3 | 2 |
| 69 Kansas City, Kans..... | 4 | 1 | 3 | 8 | 6 | 2 | 6 | 5 | 1 | 7 | 3 | 4 |
| 70 Kansas City, Mo..... | 14 | 10 | 4 | 13 | 6 | 7 | 11 | 7 | 4 | 34 | 19 | 15 |
| 71 Knoxville, Tenn..... | 1 | 1 | 1 | 1 | 1 | 1 | 1 | 1 | 1 | 3 | 2 | 1 |
| 72 La Crosse, Wis..... | 5 | 4 | 1 | 3 | 2 | 1 | 8 | 3 | 5 | 12 | 5 | 7 |
| 73 Lancaster, Pa..... | 2 | 2 | 2 | 5 | 4 | 1 | 2 | 2 | 2 | 27 | 14 | 13 |
| 74 Lawrence, Mass..... | 2 | 2 | 2 | 15 | 8 | 7 | 7 | 3 | 4 | 21 | 15 | 6 |
| 75 Lexington, Ky..... | 1 | 1 | 1 | 2 | 2 | 2 | 2 | 2 | 2 | 3 | 2 | 1 |
| 76 Lincoln, Nebr..... | 2 | 2 | 2 | 7 | 4 | 3 | 4 | 2 | 2 | 2 | 1 | 1 |
| 77 Little Rock, Ark..... | 2 | 2 | 2 | 3 | 2 | 1 | 3 | 3 | 3 | 4 | 2 | 2 |
| 78 Los Angeles, Cal..... | 9 | 4 | 5 | 17 | 7 | 10 | 20 | 9 | 11 | 30 | 13 | 17 |
| 79 Louisville, Ky..... | 6 | 5 | 1 | 28 | 22 | 6 | 30 | 17 | 13 | 125 | 67 | 61 |
| 80 Lowell, Mass..... | 17 | 8 | 9 | 56 | 26 | 30 | 47 | 25 | 22 | 79 | 34 | 45 |
| 81 Lynn, Mass..... | 3 | 3 | 3 | 6 | 3 | 3 | 2 | 2 | 2 | 7 | 5 | 2 |
| 82 McKeesport, Pa..... | 4 | 2 | 2 | 7 | 4 | 3 | 7 | 4 | 3 | 17 | 8 | 9 |
| 83 Malden, Mass..... | 3 | 3 | 1 | 1 | 1 | 1 | 1 | 1 | 1 | 1 | 1 | 1 |
| 84 Manchester, N. H..... | 16 | 5 | 11 | 7 | 32 | 38 | 27 | 13 | 14 | 47 | 21 | 26 |
| 85 Memphis, Tenn..... | 6 | 5 | 1 | 8 | 6 | 2 | 12 | 10 | 2 | 18 | 17 | 1 |

ILLITERACY.

OVER, CLASSIFIED BY SEX AND AGE PERIODS, FOR CITIES HAVING 25,000 INHABITANTS OR MORE: 1900.

["native white population of foreign parentage" comprehends all native white persons having either one or both parents foreign born.]

| 35 TO 44 YEARS. | | | 45 TO 54 YEARS. | | | 55 TO 64 YEARS. | | | 65 YEARS AND OVER. | | | AGE UNKNOWN. | | | |
|-----------------|--------|----------|-----------------|--------|----------|-----------------|--------|----------|--------------------|--------|----------|--------------|--------|----------|----|
| Total. | Males. | Females. | Total. | Males. | Females. | Total. | Males. | Females. | Total. | Males. | Females. | Total. | Males. | Females. | |
| 9 | 3 | 6 | 15 | 4 | 11 | 3 | 12 | 3 | 4 | 1 | 3 | 1 | | | 1 |
| 59 | 20 | 39 | 42 | 14 | 28 | 21 | 12 | 9 | 14 | 1 | 13 | 1 | | | 2 |
| 72 | 38 | 34 | 50 | 19 | 31 | 24 | 7 | 17 | 13 | 5 | 8 | | | | 3 |
| 14 | 5 | 9 | 7 | 2 | 5 | 2 | 1 | 1 | 2 | 1 | 1 | | | | 4 |
| 11 | 5 | 6 | 8 | 2 | 6 | 1 | | 1 | 11 | 2 | 9 | | | | 5 |
| 5 | 2 | 3 | 4 | | 4 | 3 | | 3 | 2 | | 2 | | | | 6 |
| 3 | | 3 | 6 | 2 | 4 | 7 | | 7 | 2 | 2 | | | | | 7 |
| 14 | 8 | 6 | 7 | 5 | 2 | 3 | 1 | 2 | 4 | | 4 | | | | 8 |
| 2 | 1 | 1 | 1 | 1 | | 1 | 1 | 1 | 1 | | 1 | | | | 9 |
| 277 | 122 | 155 | 226 | 84 | 142 | 133 | 50 | 83 | 75 | 17 | 58 | 4 | 2 | 2 | 10 |
| 23 | 8 | 15 | 12 | 7 | 5 | 10 | 5 | 5 | 5 | 1 | 4 | | | | 11 |
| 8 | 3 | 5 | 2 | 1 | 1 | 4 | 3 | 1 | | | | | | | 12 |
| 4 | 2 | 2 | 7 | 3 | 4 | 4 | 1 | 3 | 1 | | 1 | | | | 13 |
| 5 | | 5 | 5 | 3 | 2 | 2 | 2 | 2 | | | | 1 | 1 | | 14 |
| 104 | 34 | 70 | 73 | 24 | 49 | 30 | 6 | 24 | 22 | 6 | 16 | 1 | | 1 | 15 |
| 22 | 15 | 7 | 14 | 3 | 11 | 4 | 2 | 2 | 3 | | 3 | 1 | 1 | | 16 |
| 15 | 7 | 8 | 4 | 1 | 3 | 3 | 1 | 2 | 1 | 1 | | | | | 17 |
| 180 | 69 | 111 | 131 | 35 | 96 | 47 | 11 | 36 | 21 | 6 | 15 | 2 | 1 | 1 | 18 |
| 5 | 3 | 2 | 1 | | 1 | 2 | 2 | 3 | | | | | | | 19 |
| 24 | 7 | 17 | 26 | 6 | 20 | 10 | 3 | 7 | 2 | | 2 | | | | 20 |
| 31 | 15 | 16 | 24 | 14 | 10 | 12 | 2 | 10 | 7 | 4 | 3 | 3 | 1 | 2 | 21 |
| 9 | 3 | 6 | 9 | 1 | 8 | 4 | 1 | 3 | 4 | 1 | 3 | 1 | | 1 | 22 |
| 12 | 1 | 11 | 4 | 1 | 3 | 4 | 1 | 3 | 2 | 1 | 1 | | | | 23 |
| 5 | 3 | 2 | 5 | 1 | 4 | 1 | 1 | 1 | 1 | | 1 | | | | 24 |
| 5 | 1 | 4 | 3 | 2 | 1 | 5 | 3 | 2 | 2 | | 2 | | | | 25 |
| 5 | 2 | 3 | 2 | | 2 | 4 | 3 | 1 | 1 | 1 | | | | | 26 |
| 17 | 6 | 11 | 17 | 5 | 12 | 9 | 4 | 5 | 4 | | 4 | | | | 27 |
| 208 | 89 | 114 | 134 | 39 | 95 | 31 | 12 | 19 | 26 | 5 | 21 | 4 | 1 | 3 | 28 |
| 161 | 51 | 110 | 160 | 49 | 111 | 76 | 19 | 57 | 42 | 6 | 36 | 6 | 1 | 6 | 29 |
| 81 | 36 | 45 | 61 | 22 | 39 | 20 | 8 | 12 | 23 | 8 | 15 | 6 | | | 30 |
| 50 | 21 | 29 | 70 | 28 | 42 | 28 | 5 | 23 | 24 | 10 | 14 | | | | 31 |
| 15 | 10 | 5 | 14 | 5 | 9 | 6 | 6 | 3 | 4 | 4 | | | | | 32 |
| 19 | 8 | 11 | 20 | 7 | 13 | 7 | 3 | 4 | 9 | 4 | 5 | | | | 33 |
| 4 | 1 | 3 | 4 | 3 | 1 | 2 | 2 | 2 | 2 | 2 | 2 | | | | 34 |
| 11 | 6 | 5 | 14 | 12 | 2 | 3 | | 3 | 3 | 1 | | | | | 35 |
| 39 | 17 | 22 | 31 | 9 | 22 | 22 | 4 | 18 | 25 | 4 | 21 | | | | 36 |
| 13 | 8 | 5 | 11 | 3 | 8 | 4 | 1 | 2 | 4 | 1 | 3 | | | | 37 |
| 12 | 6 | 6 | 15 | 10 | 5 | 5 | 1 | 4 | 5 | 1 | 4 | | | | 38 |
| 76 | 38 | 38 | 54 | 23 | 31 | 33 | 5 | 24 | 26 | 10 | 16 | 1 | | 1 | 39 |
| 20 | 8 | 12 | 13 | 4 | 9 | 9 | 3 | 6 | 3 | | 3 | | | | 40 |
| 26 | 17 | 9 | 10 | 6 | 4 | 2 | 1 | 1 | 3 | 1 | 2 | | | | 41 |
| 10 | 4 | 6 | 12 | 4 | 8 | 6 | 3 | 3 | 6 | 1 | 5 | | | | 42 |
| 37 | 15 | 22 | 33 | 6 | 27 | 19 | 4 | 15 | 15 | 2 | 13 | | | | 43 |
| 16 | 9 | 7 | 9 | 3 | 6 | 2 | 2 | 2 | 3 | 1 | 2 | | | | 44 |
| 5 | 2 | 3 | 3 | 2 | 1 | 5 | 1 | 3 | 6 | 4 | | | | | 45 |
| 23 | 11 | 12 | 22 | 9 | 13 | 6 | 4 | 2 | 3 | 2 | 1 | | | | 46 |
| 49 | 13 | 36 | 52 | 16 | 36 | 26 | 10 | 16 | 15 | 6 | 9 | | | | 47 |
| 108 | 28 | 80 | 55 | 21 | 34 | 17 | 4 | 13 | 7 | 4 | 3 | | | | 48 |
| 24 | 13 | 11 | 14 | 6 | 8 | 4 | 2 | 2 | 4 | 2 | 2 | | | | 49 |
| 34 | 14 | 20 | 39 | 16 | 23 | 17 | 2 | 15 | 10 | 4 | 6 | | | | 50 |
| 6 | 1 | 5 | | | 3 | 3 | 1 | 2 | 1 | | 1 | | | | 51 |
| 12 | 4 | 8 | 11 | 5 | 6 | 7 | 3 | 4 | 3 | | 3 | | | | 52 |
| 8 | 4 | 4 | 3 | 1 | 2 | 1 | 1 | 1 | | | | 4 | 3 | 1 | 53 |
| 29 | 12 | 17 | 20 | 7 | 13 | 6 | 2 | 4 | 7 | 5 | 2 | 1 | 1 | | 54 |
| 14 | 4 | 10 | 19 | 7 | 12 | 6 | 1 | 5 | 9 | | 9 | | | | 55 |
| 15 | 6 | 9 | 9 | 4 | 5 | 4 | 2 | 2 | 4 | 3 | 1 | 2 | | 2 | 56 |
| 9 | 5 | 4 | 9 | 5 | 4 | 2 | | 2 | | | | | | | 57 |
| 2 | 1 | 1 | 2 | 1 | 1 | 1 | 1 | 1 | | | | | | | 58 |
| 40 | 11 | 29 | 36 | 12 | 24 | 10 | 4 | 6 | 3 | 1 | 2 | 3 | 2 | 1 | 59 |
| 2 | 2 | 2 | 4 | 2 | 2 | 3 | 1 | 2 | 2 | 2 | | 1 | | 1 | 60 |
| 16 | 3 | 13 | 4 | 2 | 2 | 4 | 2 | 2 | 1 | | 1 | 4 | 2 | 2 | 61 |
| 71 | 26 | 45 | 78 | 29 | 49 | 38 | 12 | 26 | 24 | 8 | 16 | 1 | | 1 | 62 |
| 5 | 5 | | 7 | 4 | 3 | | | | 2 | 1 | | | | | 63 |
| 1 | 1 | 1 | 3 | 1 | 2 | | | | | | | | | | 64 |
| 33 | 14 | 19 | 32 | 9 | 23 | 14 | 4 | 10 | 5 | 1 | 4 | | | | 65 |
| 24 | 10 | 14 | 22 | 11 | 11 | 13 | 5 | 8 | 8 | 1 | 7 | | | | 66 |
| 12 | 3 | 9 | 7 | 3 | 4 | 6 | 3 | 3 | 3 | | 3 | | | | 67 |
| 8 | 4 | 4 | 4 | 3 | 1 | 2 | 1 | 1 | 3 | 2 | 1 | | | | 68 |
| 13 | 6 | 7 | 19 | 7 | 12 | 8 | 5 | 3 | 6 | 2 | 4 | | | | 69 |
| 39 | 17 | 22 | 18 | 11 | 7 | 9 | 6 | 3 | 10 | 2 | 8 | | | | 70 |
| 5 | 1 | 4 | 4 | 3 | 1 | 4 | | 4 | 3 | 2 | 1 | | | | 71 |
| 7 | 7 | 7 | 11 | 5 | 6 | 6 | 3 | 1 | 1 | 1 | 1 | | | | 72 |
| 21 | 11 | 10 | 28 | 10 | 18 | 5 | 3 | 2 | 14 | 3 | 11 | | | | 73 |
| 25 | 10 | 15 | 15 | 7 | 8 | 5 | 1 | 4 | 1 | 1 | | 4 | 1 | 3 | 74 |
| 3 | 3 | 1 | 2 | 1 | 1 | | | | 1 | | | | | | 75 |
| 2 | 2 | | 1 | | 1 | 1 | | 1 | 2 | 1 | | | | | 76 |
| 3 | | 2 | 2 | | 2 | 3 | | 3 | 4 | | 4 | | | | 77 |
| 27 | 10 | 17 | 16 | 5 | 11 | 12 | 7 | 5 | 10 | 1 | 9 | 1 | 1 | | 78 |
| 176 | 62 | 114 | 147 | 48 | 99 | 58 | 20 | 38 | 38 | 8 | 30 | 2 | 1 | 1 | 79 |
| 63 | 23 | 40 | 35 | 14 | 21 | 15 | 3 | 13 | 13 | 7 | 6 | 3 | 3 | | 80 |
| 13 | 3 | 10 | 8 | 2 | 6 | 4 | 2 | 2 | 3 | 1 | 2 | 2 | | 2 | 81 |
| 6 | 5 | 1 | 10 | 2 | 8 | 6 | 1 | 5 | 4 | 1 | 3 | | | | 82 |
| 3 | 1 | 2 | 2 | | 1 | 1 | | 1 | 3 | | 3 | | | | 83 |
| 34 | 16 | 18 | 25 | 10 | 15 | 9 | 3 | 6 | 3 | 2 | 1 | | | | 84 |
| 9 | 4 | 5 | 7 | 4 | 3 | 3 | 1 | 2 | 3 | | 3 | | | | 85 |

STATISTICS OF POPULATION.

TABLE 81.—ILLITERATE NATIVE WHITE POPULATION OF FOREIGN PARENTAGE 10 YEARS OF AGE AND OVER,

| | CITIES. | 10 TO 14 YEARS. | | | 15 TO 20 YEARS. | | | 21 TO 24 YEARS. | | | 25 TO 34 YEARS. | | |
|-----|-------------------------------|-----------------|--------|----------|-----------------|--------|----------|-----------------|--------|----------|-----------------|--------|----------|
| | | Total. | Males. | Females. | Total. | Males. | Females. | Total. | Males. | Females. | Total. | Males. | Females. |
| 86 | Milwaukee, Wis. | 33 | 21 | 12 | 62 | 41 | 21 | 51 | 25 | 26 | 98 | 46 | 52 |
| 87 | Minneapolis, Minn. | 8 | 2 | 6 | 19 | 8 | 11 | 24 | 15 | 9 | 38 | 20 | 18 |
| 88 | Mobile, Ala. | 4 | 3 | 1 | 3 | 3 | | 4 | 2 | 2 | 10 | 2 | 8 |
| 89 | Montgomery, Ala. | 1 | 1 | | | | | 1 | 1 | | 1 | 1 | |
| 90 | Nashville, Tenn. | 1 | 1 | | 3 | 2 | 1 | 3 | 1 | 2 | 14 | 3 | 11 |
| 91 | Newark, N. J. | 47 | 20 | 27 | 80 | 39 | 41 | 57 | 29 | 28 | 124 | 66 | 58 |
| 92 | New Bedford, Mass. | 21 | 10 | 11 | 49 | 22 | 27 | 38 | 18 | 20 | 88 | 47 | 41 |
| 93 | New Britain, Conn. | 1 | | 1 | 2 | | 2 | 4 | 1 | 3 | 5 | 1 | 4 |
| 94 | Newcastle, Pa. | 1 | 1 | | 3 | 3 | | 2 | 1 | 1 | 8 | 5 | 3 |
| 95 | New Haven, Conn. | 2 | 1 | 1 | 16 | 7 | 9 | 7 | 3 | 4 | 14 | 8 | 6 |
| 96 | New Orleans, La. | 130 | 74 | 56 | 147 | 90 | 57 | 124 | 66 | 58 | 290 | 132 | 158 |
| 97 | Newport, Ky. | 2 | 2 | | 5 | 5 | | 5 | 2 | 3 | 15 | 7 | 8 |
| 98 | Newton, Mass. | 1 | 1 | | 3 | 3 | | 1 | 1 | | 3 | 1 | 2 |
| 99 | New York, N. Y. | 311 | 138 | 173 | 552 | 263 | 289 | 363 | 174 | 189 | 970 | 421 | 549 |
| 100 | Manhattan and Bronx boroughs. | 152 | 72 | 80 | 298 | 137 | 161 | 199 | 90 | 109 | 577 | 217 | 360 |
| 101 | Brooklyn borough. | 142 | 57 | 85 | 213 | 104 | 109 | 132 | 63 | 69 | 386 | 168 | 168 |
| 102 | Queens borough. | 15 | 7 | 8 | 36 | 20 | 16 | 26 | 17 | 9 | 38 | 22 | 16 |
| 103 | Richmond borough. | 2 | 2 | | 5 | 2 | 3 | 6 | 4 | 2 | 19 | 14 | 5 |
| 104 | Norfolk, Va. | 1 | | 1 | 1 | | 1 | 1 | | 1 | 3 | | 3 |
| 105 | Oakland, Cal. | 9 | 4 | 5 | 8 | 3 | 5 | 6 | | 6 | 11 | 5 | 6 |
| 106 | Omaha, Nebr. | 8 | 4 | 4 | 7 | 4 | 3 | 3 | 3 | | 16 | 10 | 6 |
| 107 | Oshkosh, Wis. | 2 | 1 | 1 | 1 | 1 | | 5 | 2 | 3 | 12 | 3 | 9 |
| 108 | Passaic, N. J. | 8 | 3 | 5 | 8 | 3 | 5 | | | | 9 | 3 | 6 |
| 109 | Faterson, N. J. | 26 | 16 | 11 | 55 | 36 | 19 | 24 | 13 | 11 | 77 | 33 | 44 |
| 110 | Pawtucket, R. I. | 2 | | 2 | 19 | 7 | 12 | 16 | 12 | 4 | 62 | 25 | 37 |
| 111 | Peoria, Ill. | 9 | 5 | 4 | 5 | 3 | 2 | 4 | 3 | 1 | 22 | 11 | 11 |
| 112 | Philadelphia, Pa. | 145 | 81 | 64 | 223 | 124 | 99 | 146 | 74 | 72 | 416 | 222 | 194 |
| 113 | Pittsburg, Pa. | 38 | 20 | 18 | 93 | 54 | 39 | 65 | 36 | 29 | 163 | 88 | 75 |
| 114 | Portland, Me. | 3 | 2 | 1 | 6 | 2 | 4 | 5 | 5 | | 18 | 12 | 6 |
| 115 | Portland, Ore. | 2 | 1 | 1 | 7 | 6 | 1 | 4 | | 4 | 8 | 6 | 2 |
| 116 | Providence, R. I. | 35 | 20 | 15 | 71 | 39 | 32 | 47 | 24 | 23 | 141 | 64 | 77 |
| 117 | Pueblo, Colo. | 2 | 1 | 1 | 5 | 2 | 3 | 1 | 1 | | 9 | 6 | 3 |
| 118 | Quincy, Ill. | 1 | | | 5 | 3 | 2 | 4 | 2 | 2 | 22 | 11 | 11 |
| 119 | Racine, Wis. | | | | 5 | 2 | 3 | 1 | 1 | | 4 | 2 | 2 |
| 120 | Reading, Pa. | 3 | 3 | | 14 | 9 | 5 | 6 | 3 | 3 | 19 | 11 | 8 |
| 121 | Richmond, Va. | 8 | 5 | 3 | 4 | 4 | | 4 | 3 | 1 | 13 | 6 | 7 |
| 122 | Rochester, N. Y. | 6 | 3 | 3 | 15 | 8 | 7 | 16 | 12 | 4 | 24 | 16 | 8 |
| 123 | Rockford, Ill. | | | | 2 | 1 | 1 | | | | 5 | 3 | 2 |
| 124 | Sacramento, Cal. | 4 | 3 | 1 | 2 | 3 | 1 | 1 | | 1 | 3 | 3 | 5 |
| 125 | Saginaw, Mich. | 5 | 4 | 1 | 16 | 11 | 5 | 5 | 2 | 3 | 27 | 19 | 8 |
| 126 | St. Joseph, Mo. | 4 | 3 | 1 | 5 | 5 | | 4 | 2 | 2 | 19 | 12 | 7 |
| 127 | St. Louis, Mo. | 77 | 40 | 37 | 121 | 62 | 59 | 101 | 48 | 53 | 371 | 153 | 218 |
| 128 | St. Paul, Minn. | 13 | 5 | 8 | 14 | 7 | 7 | 13 | 5 | 8 | 31 | 9 | 22 |
| 129 | Salem, Mass. | 3 | | 3 | 13 | 8 | 5 | 6 | 4 | 2 | 21 | 10 | 11 |
| 130 | Salt Lake City, Utah | 6 | 4 | 2 | 7 | 2 | 5 | 4 | 2 | 2 | 7 | 5 | 2 |
| 131 | San Antonio, Tex. | 90 | 37 | 53 | 113 | 50 | 63 | 86 | 35 | 51 | 180 | 53 | 77 |
| 132 | San Francisco, Cal. | 27 | 17 | 10 | 41 | 26 | 15 | 29 | 15 | 14 | 60 | 17 | 43 |
| 133 | Savannah, Ga. | 2 | 2 | | 4 | 4 | | 1 | 1 | | 3 | 2 | 1 |
| 134 | Schenectady, N. Y. | 2 | 2 | | 7 | 3 | 4 | 4 | 3 | 1 | 10 | 6 | 4 |
| 135 | Scranton, Pa. | 92 | 75 | 17 | 97 | 71 | 26 | 58 | 40 | 18 | 160 | 88 | 72 |
| 136 | Seattle, Wash. | 5 | 4 | 1 | 6 | 4 | 2 | 2 | 1 | 1 | 8 | 5 | 3 |
| 137 | Sioux City, Iowa | 1 | 1 | | 2 | 1 | 1 | 4 | 4 | | 8 | 4 | 4 |
| 138 | Somerville, Mass. | 1 | 1 | | 4 | 2 | 2 | 1 | 1 | | 8 | 5 | 3 |
| 139 | South Bend, Ind. | 7 | 4 | 3 | 17 | 14 | 3 | 20 | 15 | 5 | 21 | 7 | 14 |
| 140 | South Omaha, Nebr. | 1 | 1 | | 4 | 1 | 3 | 4 | 2 | 2 | 2 | 1 | 1 |
| 141 | Spokane, Wash. | | | | | | | | | | 5 | 2 | 3 |
| 142 | Springfield, Ill. | 1 | 1 | | 4 | 1 | 3 | 1 | 1 | | 11 | 6 | 5 |
| 143 | Springfield, Mass. | 3 | 1 | 2 | 4 | 2 | 2 | 10 | 6 | 4 | 30 | 10 | 20 |
| 144 | Springfield, Ohio | | | | 3 | 1 | 2 | 5 | 4 | 1 | 13 | 10 | 3 |
| 145 | Superior, Wis. | 1 | | 1 | 1 | 1 | | 3 | 2 | 1 | 8 | 4 | 4 |
| 146 | Syracuse, N. Y. | 14 | 7 | 7 | 35 | 19 | 16 | 14 | 8 | 6 | 43 | 23 | 20 |
| 147 | Tacoma, Wash. | 1 | | 1 | 2 | 1 | 1 | 3 | 2 | 1 | 4 | 2 | 2 |
| 148 | Taunton, Mass. | 4 | 3 | 1 | 16 | 8 | 8 | 9 | 5 | 4 | 17 | 8 | 9 |
| 149 | Terre Haute, Ind. | 1 | | 1 | 3 | 1 | 2 | 3 | 2 | 1 | 18 | 10 | 8 |
| 150 | Toledo, Ohio | 4 | 4 | | 14 | 7 | 7 | 26 | 15 | 11 | 72 | 29 | 48 |
| 151 | Topeka, Kans. | | | | 1 | 1 | | 1 | | 1 | 2 | | 2 |
| 152 | Trenton, N. J. | 19 | 10 | 9 | 20 | 16 | 4 | 19 | 15 | 4 | 43 | 26 | 17 |
| 153 | Troy, N. Y. | 4 | 1 | 3 | 22 | 11 | 11 | 15 | 11 | 4 | 49 | 26 | 23 |
| 154 | Utica, N. Y. | 5 | 2 | 3 | 13 | 8 | 5 | 10 | 6 | 4 | 41 | 24 | 17 |
| 155 | Washington, D. C. | 3 | 2 | 1 | 6 | 4 | 2 | 9 | 5 | 4 | 22 | 12 | 10 |
| 156 | Waterbury, Conn. | 2 | 2 | | 4 | 2 | 2 | 4 | 3 | 1 | 8 | 5 | 3 |
| 157 | Wheeling, W. Va. | 6 | 4 | 2 | 13 | 7 | 6 | 7 | 4 | 3 | 35 | 24 | 11 |
| 158 | Wilkesbarre, Pa. | 25 | 14 | 11 | 29 | 16 | 13 | 10 | 7 | 3 | 32 | 15 | 17 |
| 159 | Williamsport, Pa. | | | | 1 | 1 | | 1 | 1 | | 9 | 5 | 4 |
| 160 | Wilmington, Del. | 6 | 4 | 2 | 13 | 7 | 6 | 11 | 9 | 2 | 29 | 12 | 17 |
| 161 | Woonsocket, R. I. | 17 | 9 | 8 | 88 | 51 | 37 | 62 | 32 | 30 | 127 | 57 | 70 |
| 162 | Worcester, Mass. | 13 | 6 | 7 | 28 | 9 | 19 | 41 | 11 | 30 | 144 | 39 | 105 |
| 163 | Yonkers, N. Y. | 3 | 3 | | 9 | 3 | 6 | 3 | | 3 | 8 | 4 | 4 |
| 164 | York, Pa. | 2 | 2 | | 2 | 1 | 1 | 3 | | | 18 | 8 | 10 |
| 165 | Youngstown, Ohio | 3 | 1 | 2 | 4 | 2 | 2 | 14 | 9 | 5 | 22 | 12 | 10 |

STATISTICS OF POPULATION.

TABLE 82.—ILLITERATE FOREIGN WHITE POPULATION 10 YEARS OF AGE AND OVER, CLASSIFIED

[The designation "illiterate" comprehends all persons who

| CITIES. | 10 TO 14 YEARS. | | | 15 TO 20 YEARS. | | | 21 TO 24 YEARS. | | | 25 TO 34 YEARS. | | |
|-------------------------|-----------------|--------|----------|-----------------|--------|----------|-----------------|--------|----------|-----------------|--------|----------|
| | Total. | Males. | Females. | Total. | Males. | Females. | Total. | Males. | Females. | Total. | Males. | Females. |
| 1 Akron, Ohio | 1 | 1 | | 38 | 27 | 11 | 35 | 19 | 16 | 99 | 52 | 47 |
| 2 Albany, N. Y. | 9 | 4 | 5 | 30 | 15 | 15 | 71 | 42 | 29 | 222 | 95 | 127 |
| 3 Allegheny, Pa. | 29 | 12 | 17 | 330 | 203 | 127 | 505 | 336 | 119 | 1,312 | 935 | 327 |
| 4 Allentown, Pa. | 5 | 1 | 4 | 27 | 12 | 15 | 29 | 17 | 12 | 86 | 40 | 46 |
| 5 Altoona, Pa. | 3 | 2 | 1 | 18 | 13 | 5 | 18 | 13 | 5 | 77 | 43 | 34 |
| 6 Atlanta, Ga. | 2 | 1 | 1 | 13 | 8 | 5 | 13 | 10 | 3 | 71 | 21 | 50 |
| 7 Atlantic City, N. J. | 3 | | 3 | 16 | 6 | 10 | 28 | 16 | 12 | 181 | 69 | 62 |
| 8 Auburn, N. Y. | 6 | 5 | 1 | 17 | 4 | 13 | 27 | 13 | 14 | 84 | 59 | 25 |
| 9 Augusta, Ga. | 7 | 7 | | 1 | 1 | | 9 | 5 | 4 | 11 | 7 | 4 |
| 10 Baltimore, Md. | 123 | 68 | 60 | 518 | 220 | 298 | 552 | 189 | 363 | 1,797 | 732 | 1,065 |
| 11 Bay City, Mich. | 1 | | 1 | 16 | 7 | 9 | 32 | 14 | 18 | 119 | 55 | 64 |
| 12 Bayonne, N. J. | 11 | 3 | 8 | 122 | 54 | 68 | 182 | 79 | 103 | 728 | 349 | 379 |
| 13 Binghamton, N. Y. | 6 | 3 | 3 | 40 | 20 | 20 | 29 | 14 | 15 | 117 | 63 | 54 |
| 14 Birmingham, Ala. | 7 | 7 | | 38 | 14 | 24 | 19 | 14 | 5 | 51 | 35 | 16 |
| 15 Boston, Mass. | 123 | 57 | 71 | 1,063 | 422 | 641 | 1,410 | 591 | 819 | 5,153 | 2,341 | 2,812 |
| 16 Bridgeport, Conn. | 22 | 11 | 11 | 201 | 79 | 122 | 262 | 110 | 142 | 775 | 400 | 375 |
| 17 Brockton, Mass. | 4 | 1 | 3 | 72 | 32 | 40 | 98 | 49 | 49 | 219 | 113 | 106 |
| 18 Buffalo, N. Y. | 92 | 37 | 55 | 436 | 177 | 259 | 537 | 214 | 323 | 2,520 | 1,039 | 1,431 |
| 19 Butte, Mont. | 3 | 2 | 1 | 27 | 16 | 11 | 44 | 25 | 19 | 145 | 96 | 49 |
| 20 Cambridge, Mass. | 6 | 3 | 3 | 75 | 35 | 40 | 116 | 56 | 60 | 499 | 224 | 275 |
| 21 Camden, N. J. | | | | | | | | | | | | |
| 22 Canton, Ohio | 3 | | 3 | 52 | 11 | 41 | 27 | 12 | 15 | 149 | 73 | 76 |
| 23 Cedar Rapids, Iowa | 5 | 3 | 2 | 10 | 5 | 5 | 9 | 6 | 3 | 37 | 16 | 21 |
| 24 Charleston, S. C. | 5 | 3 | 2 | 10 | 1 | 9 | 11 | 1 | 10 | 23 | 6 | 17 |
| 25 Chattanooga, Tenn. | 1 | 1 | | 6 | 1 | 5 | 2 | 1 | 1 | 30 | 13 | 17 |
| 26 Chelsea, Mass. | 11 | 5 | 6 | 63 | 23 | 40 | 79 | 24 | 55 | 355 | 144 | 211 |
| 27 Chester, Pa. | 6 | 3 | 3 | 48 | 32 | 16 | 71 | 49 | 22 | 154 | 80 | 74 |
| 28 Chicago, Ill. | 464 | 227 | 237 | 2,582 | 1,063 | 1,519 | 3,215 | 1,552 | 1,663 | 11,753 | 5,649 | 6,109 |
| 29 Cincinnati, Ohio | 17 | 8 | 9 | 43 | 18 | 25 | 124 | 49 | 75 | 576 | 217 | 359 |
| 30 Cleveland, Ohio | 53 | 28 | 25 | 667 | 282 | 385 | 875 | 414 | 461 | 3,163 | 1,529 | 1,639 |
| 31 Columbus, Ohio | 5 | 4 | 1 | 23 | 6 | 17 | 38 | 14 | 24 | 147 | 66 | 81 |
| 32 Council Bluffs, Iowa | | | | 5 | 3 | 2 | 6 | 4 | 2 | 36 | 12 | 24 |
| 33 Covington, Ky. | | | | 5 | 3 | 2 | 7 | 4 | 3 | 27 | 13 | 14 |
| 34 Dallas, Tex. | | | | 9 | 5 | 4 | 22 | 7 | 15 | 47 | 21 | 26 |
| 35 Davenport, Iowa | | | | 2 | 1 | 1 | 4 | 2 | 2 | 17 | 8 | 14 |
| 36 Dayton, Ohio | 5 | 3 | 2 | 16 | 10 | 6 | 30 | 13 | 17 | 118 | 54 | 64 |
| 37 Denver, Colo. | 17 | 7 | 10 | 74 | 28 | 46 | 97 | 28 | 69 | 325 | 118 | 207 |
| 38 Des Moines, Iowa | 2 | 2 | | 22 | 15 | 7 | 25 | 14 | 11 | 81 | 38 | 43 |
| 39 Detroit, Mich. | 47 | 26 | 21 | 332 | 159 | 173 | 392 | 169 | 223 | 1,440 | 636 | 804 |
| 40 Dubuque, Iowa | | | | 5 | 1 | 4 | 5 | 1 | 4 | 27 | 9 | 18 |
| 41 Duluth, Minn. | 7 | 3 | 4 | 62 | 23 | 34 | 96 | 42 | 54 | 319 | 163 | 151 |
| 42 Easton, Pa. | 1 | | 1 | 6 | 3 | 3 | 8 | 6 | 2 | 25 | 16 | 9 |
| 43 East St. Louis, Ill. | 1 | 1 | | 33 | 23 | 10 | 65 | 47 | 18 | 224 | 163 | 61 |
| 44 Elizabeth, N. J. | 5 | 2 | 7 | 98 | 43 | 55 | 217 | 114 | 103 | 766 | 487 | 279 |
| 45 Elmira, N. Y. | 9 | 2 | 3 | 45 | 25 | 20 | 47 | 23 | 24 | 103 | 49 | 54 |
| 46 Erie, Pa. | 23 | 13 | 10 | 63 | 35 | 28 | 91 | 63 | 28 | 257 | 143 | 109 |
| 47 Evansville, Ind. | | | | 1 | 1 | | 4 | 1 | 3 | 31 | 12 | 19 |
| 48 Fall River, Mass. | 306 | 155 | 151 | 1,403 | 693 | 705 | 1,077 | 504 | 573 | 2,309 | 1,149 | 1,160 |
| 49 Fitchburg, Mass. | 9 | 6 | 3 | 107 | 62 | 45 | 113 | 55 | 58 | 252 | 137 | 115 |
| 50 Fort Wayne, Ind. | | | | 7 | 2 | 5 | 7 | 3 | 4 | 23 | 10 | 18 |
| 51 Fort Worth, Tex. | 2 | 2 | | 2 | | 2 | 9 | 6 | 3 | 26 | 9 | 17 |
| 52 Galveston, Tex. | 3 | 1 | 2 | 9 | 4 | 5 | 9 | 4 | 5 | 66 | 28 | 38 |
| 53 Gloucester, Mass. | 6 | 3 | 3 | 48 | 15 | 33 | 70 | 33 | 37 | 296 | 174 | 122 |
| 54 Grand Rapids, Mich. | 9 | 4 | 5 | 48 | 23 | 25 | 76 | 34 | 42 | 308 | 133 | 175 |
| 55 Harrisburg, Pa. | 3 | 2 | 1 | 12 | 6 | 6 | 22 | 6 | 16 | 36 | 15 | 21 |
| 56 Hartford, Conn. | 7 | 3 | 4 | 213 | 81 | 132 | 286 | 130 | 156 | 994 | 510 | 434 |
| 57 Haverhill, Mass. | 5 | 3 | 2 | 104 | 41 | 63 | 113 | 50 | 63 | 355 | 162 | 193 |
| 58 Hoboken, N. J. | 14 | 5 | 9 | 87 | 41 | 46 | 100 | 39 | 61 | 388 | 181 | 207 |
| 59 Holyoke, Mass. | 37 | 24 | 13 | 306 | 122 | 184 | 335 | 140 | 195 | 808 | 429 | 379 |
| 60 Honolulu, Hawaii | 11 | 3 | 8 | 138 | 57 | 81 | 147 | 58 | 89 | 376 | 165 | 211 |
| 61 Houston, Tex. | 5 | 5 | | 15 | 8 | 7 | 10 | 3 | 7 | 81 | 37 | 44 |
| 62 Indianapolis, Ind. | 11 | 7 | 4 | 37 | 21 | 16 | 45 | 20 | 25 | 274 | 156 | 118 |
| 63 Jackson, Mich. | 1 | | 1 | 10 | 6 | 4 | 10 | 5 | 5 | 36 | 18 | 18 |
| 64 Jacksonville, Fla. | 1 | | 1 | 6 | 3 | 3 | 4 | 1 | 3 | 20 | 9 | 11 |
| 65 Jersey City, N. J. | 79 | 42 | 37 | 466 | 188 | 278 | 579 | 279 | 300 | 1,934 | 1,049 | 885 |
| 66 Johnstown, Pa. | 19 | 12 | 7 | 178 | 130 | 48 | 244 | 160 | 84 | 732 | 565 | 187 |
| 67 Joliet, Ill. | 7 | 1 | 6 | 63 | 42 | 21 | 56 | 52 | 4 | 352 | 194 | 158 |
| 68 Joplin, Mo. | | | | 1 | 1 | | 2 | 2 | | 6 | 4 | 2 |
| 69 Kansas City, Kans. | 10 | 6 | 4 | 37 | 29 | 8 | 56 | 38 | 18 | 130 | 81 | 49 |
| 70 Kansas City, Mo. | 20 | 12 | 8 | 86 | 46 | 40 | 75 | 31 | 44 | 332 | 132 | 200 |
| 71 Knoxville, Tenn. | | | | | | | 1 | | 1 | 10 | 5 | 5 |
| 72 La Crosse, Wis. | 2 | 2 | | 10 | 4 | 6 | 10 | 5 | 5 | 29 | 16 | 13 |
| 73 Lancaster, Pa. | 2 | 2 | | 4 | 4 | | 16 | 7 | 9 | 24 | 8 | 16 |
| 74 Lawrence, Mass. | 39 | 18 | 21 | 456 | 231 | 225 | 388 | 211 | 177 | 793 | 432 | 366 |
| 75 Lexington, Ky. | | | | 4 | 4 | | 7 | 3 | 4 | 15 | 5 | 10 |
| 76 Lincoln, Nebr. | 4 | 1 | 3 | 26 | 5 | 21 | 49 | 10 | 39 | 137 | 48 | 89 |
| 77 Little Rock, Ark. | 2 | 2 | | 6 | 6 | | 11 | 5 | 6 | 19 | 6 | 13 |
| 78 Los Angeles, Cal. | 7 | 6 | 1 | 45 | 17 | 28 | 51 | 27 | 24 | 162 | 71 | 91 |
| 79 Louisville, Ky. | 8 | 6 | 2 | 53 | 28 | 25 | 49 | 20 | 29 | 227 | 92 | 135 |
| 80 Lowell, Mass. | 65 | 35 | 30 | 681 | 373 | 308 | 593 | 296 | 297 | 1,367 | 756 | 611 |
| 81 Lynn, Mass. | 3 | 4 | 4 | 34 | 20 | 14 | 80 | 30 | 50 | 282 | 149 | 133 |
| 82 McKeesport, Pa. | 13 | 5 | 8 | 137 | 63 | 69 | 167 | 95 | 72 | 573 | 337 | 191 |
| 83 Malden, Mass. | 3 | | 3 | 16 | 4 | 12 | 21 | 9 | 12 | 87 | 41 | 46 |
| 84 Manchester, N. H. | 91 | 44 | 47 | 471 | 235 | 236 | 323 | 160 | 163 | 745 | 390 | 355 |
| 85 Memphis, Tenn. | 43 | 28 | 15 | 42 | 24 | 18 | 27 | 15 | 12 | 93 | 39 | 54 |

ILLITERACY.

BY SEX AND AGE PERIODS, FOR CITIES HAVING 25,000 INHABITANTS OR MORE: 1900.

can neither read nor write or who can read but can not write.]

| 35 TO 44 YEARS. | | | 45 TO 54 YEARS. | | | 55 TO 64 YEARS. | | | 65 YEARS AND OVER. | | | AGE UNKNOWN. | | | |
|-----------------|--------|----------|-----------------|--------|----------|-----------------|--------|----------|--------------------|--------|----------|--------------|--------|----------|----|
| Total. | Males. | Females. | Total. | Males. | Females. | Total. | Males. | Females. | Total. | Males. | Females. | Total. | Males. | Females. | |
| 118 | 56 | 62 | 87 | 33 | 54 | 98 | 36 | 57 | 84 | 25 | 59 | 5 | | 1 | 1 |
| 274 | 108 | 166 | 372 | 121 | 251 | 368 | 111 | 257 | 396 | 101 | 295 | 13 | 4 | 5 | 2 |
| 827 | 566 | 261 | 408 | 200 | 208 | 229 | 89 | 140 | 254 | 74 | 180 | 3 | | 2 | 3 |
| 104 | 45 | 59 | 131 | 47 | 84 | 80 | 29 | 51 | 57 | 27 | 30 | 15 | 6 | 9 | 4 |
| 81 | 50 | 31 | 39 | 16 | 23 | 53 | 18 | 35 | 59 | 18 | 41 | 8 | 1 | 2 | 5 |
| 63 | 26 | 37 | 19 | 8 | 11 | 17 | 7 | 10 | 10 | 6 | 4 | | | | 6 |
| 96 | 48 | 48 | 44 | 17 | 27 | 55 | 18 | 37 | 34 | 9 | 25 | 3 | 1 | 2 | 7 |
| 82 | 45 | 37 | 118 | 43 | 75 | 135 | 52 | 83 | 98 | 29 | 69 | 2 | 1 | 1 | 8 |
| 13 | 5 | 8 | 7 | 2 | 5 | 6 | 2 | 4 | 11 | 2 | 9 | | | | 9 |
| 1,814 | 759 | 1,055 | 1,369 | 481 | 888 | 1,213 | 385 | 828 | 1,169 | 369 | 800 | 25 | 6 | 19 | 10 |
| 249 | 99 | 150 | 290 | 144 | 146 | 187 | 80 | 107 | 169 | 74 | 95 | 1 | 1 | | 11 |
| 495 | 265 | 230 | 241 | 106 | 135 | 125 | 49 | 76 | 69 | 24 | 45 | | | | 12 |
| 91 | 49 | 42 | 96 | 30 | 66 | 109 | 37 | 72 | 91 | 22 | 69 | 2 | | 2 | 13 |
| 48 | 28 | 20 | 45 | 27 | 18 | 21 | 7 | 14 | 12 | 5 | 7 | | | | 14 |
| 4,785 | 1,927 | 2,858 | 3,741 | 1,112 | 2,629 | 2,843 | 767 | 2,076 | 2,373 | 539 | 1,834 | 61 | 22 | 39 | 15 |
| 569 | 296 | 273 | 407 | 157 | 250 | 285 | 72 | 213 | 206 | 51 | 155 | 10 | 5 | 5 | 16 |
| 171 | 80 | 91 | 140 | 53 | 87 | 108 | 43 | 65 | 116 | 29 | 87 | 5 | 4 | 1 | 17 |
| 2,921 | 1,316 | 1,605 | 2,253 | 1,005 | 1,248 | 1,593 | 588 | 1,005 | 1,719 | 565 | 1,154 | 21 | 11 | 10 | 18 |
| 97 | 64 | 33 | 65 | 31 | 34 | 51 | 13 | 38 | 26 | 9 | 17 | 1 | 1 | | 19 |
| 565 | 215 | 350 | 607 | 184 | 423 | 544 | 136 | 408 | 460 | 99 | 361 | 28 | 11 | 17 | 20 |
| 170 | 72 | 98 | 140 | 60 | 80 | 114 | 42 | 72 | 100 | 32 | 68 | 13 | 3 | 10 | 21 |
| 53 | 17 | 36 | 78 | 36 | 42 | 76 | 35 | 41 | 74 | 18 | 56 | | | | 22 |
| 61 | 16 | 45 | 67 | 10 | 57 | 55 | 15 | 40 | 79 | 21 | 58 | | | | 23 |
| 25 | 14 | 11 | 23 | 6 | 17 | 27 | 6 | 21 | 26 | 8 | 18 | | | | 24 |
| 8 | 1 | 7 | 17 | 8 | 9 | 3 | 1 | 2 | 7 | | 7 | | | | 25 |
| 254 | 114 | 140 | 167 | 62 | 105 | 157 | 50 | 107 | 118 | 37 | 81 | 4 | 1 | 3 | 26 |
| 186 | 117 | 69 | 147 | 71 | 76 | 127 | 44 | 93 | 98 | 35 | 63 | 6 | 3 | 3 | 27 |
| 11,436 | 5,273 | 6,163 | 7,811 | 3,174 | 4,637 | 5,060 | 1,825 | 3,235 | 4,619 | 1,514 | 3,105 | 143 | 102 | 41 | 28 |
| 839 | 352 | 487 | 1,026 | 335 | 691 | 1,106 | 295 | 811 | 1,303 | 388 | 965 | 25 | 8 | 17 | 29 |
| 3,030 | 1,405 | 1,625 | 2,153 | 878 | 1,275 | 1,548 | 551 | 997 | 1,450 | 497 | 953 | 60 | 37 | 23 | 30 |
| 208 | 95 | 113 | 207 | 96 | 111 | 198 | 56 | 142 | 276 | 90 | 186 | 7 | 3 | 4 | 31 |
| 46 | 14 | 32 | 51 | 18 | 33 | 52 | 20 | 32 | 52 | 21 | 31 | | | | 32 |
| 82 | 18 | 19 | 73 | 30 | 43 | 112 | 32 | 80 | 212 | 70 | 142 | 2 | | 2 | 33 |
| 76 | 37 | 39 | 89 | 18 | 71 | 82 | 17 | 15 | 40 | 19 | 21 | 1 | 1 | | 34 |
| 30 | 12 | 18 | 33 | 16 | 17 | 91 | 13 | 78 | 172 | 59 | 113 | 4 | 3 | 1 | 35 |
| 150 | 73 | 77 | 158 | 57 | 101 | 188 | 73 | 115 | 251 | 68 | 183 | 2 | 1 | 1 | 36 |
| 314 | 133 | 181 | 237 | 91 | 146 | 163 | 51 | 112 | 143 | 40 | 103 | 26 | 20 | 6 | 37 |
| 103 | 39 | 64 | 110 | 53 | 57 | 89 | 34 | 55 | 104 | 47 | 57 | 2 | | 2 | 38 |
| 1,724 | 796 | 928 | 1,588 | 710 | 878 | 1,204 | 464 | 740 | 1,383 | 465 | 913 | 9 | 8 | 1 | 39 |
| 62 | 21 | 41 | 87 | 25 | 62 | 102 | 29 | 73 | 151 | 37 | 114 | 2 | 1 | 1 | 40 |
| 365 | 200 | 165 | 220 | 112 | 108 | 131 | 67 | 64 | 127 | 48 | 79 | 3 | 3 | | 41 |
| 21 | 12 | 9 | 29 | 9 | 20 | 33 | 13 | 20 | 47 | 10 | 37 | 1 | 1 | | 42 |
| 137 | 73 | 64 | 153 | 69 | 84 | 138 | 43 | 95 | 91 | 25 | 66 | 3 | 2 | 1 | 43 |
| 524 | 336 | 188 | 290 | 114 | 176 | 211 | 66 | 145 | 174 | 50 | 124 | 1 | 1 | 1 | 44 |
| 119 | 54 | 65 | 117 | 42 | 75 | 120 | 37 | 83 | 107 | 32 | 75 | 9 | 3 | 6 | 45 |
| 231 | 141 | 90 | 166 | 82 | 84 | 128 | 51 | 77 | 132 | 46 | 86 | 2 | 1 | 1 | 46 |
| 65 | 23 | 42 | 97 | 28 | 69 | 142 | 38 | 104 | 197 | 72 | 125 | 1 | | 1 | 47 |
| 2,093 | 856 | 1,237 | 1,953 | 686 | 1,267 | 1,373 | 432 | 941 | 877 | 318 | 559 | 12 | 3 | 9 | 48 |
| 281 | 144 | 137 | 311 | 142 | 169 | 195 | 84 | 111 | 192 | 69 | 123 | 4 | 2 | 2 | 49 |
| 49 | 29 | 20 | 67 | 25 | 42 | 89 | 28 | 61 | 119 | 37 | 82 | 13 | 9 | 4 | 50 |
| 28 | 10 | 18 | 18 | 9 | 9 | 22 | 10 | 12 | 13 | 6 | 7 | 1 | | 1 | 51 |
| 75 | 34 | 41 | 73 | 31 | 42 | 78 | 33 | 40 | 60 | 17 | 43 | | | | 52 |
| 251 | 129 | 122 | 178 | 70 | 108 | 116 | 35 | 81 | 95 | 24 | 71 | 21 | 15 | 6 | 53 |
| 344 | 141 | 203 | 333 | 126 | 207 | 334 | 123 | 206 | 418 | 152 | 266 | 3 | 3 | 3 | 54 |
| 47 | 16 | 31 | 42 | 17 | 25 | 59 | 21 | 38 | 65 | 24 | 41 | | | | 55 |
| 729 | 379 | 350 | 469 | 198 | 271 | 335 | 107 | 228 | 249 | 66 | 183 | | | | 56 |
| 245 | 104 | 141 | 170 | 75 | 95 | 115 | 55 | 115 | 141 | 44 | 97 | 3 | | 3 | 57 |
| 353 | 152 | 201 | 262 | 99 | 163 | 199 | 64 | 135 | 105 | 29 | 76 | | | | 58 |
| 779 | 337 | 422 | 653 | 244 | 409 | 495 | 161 | 334 | 316 | 82 | 234 | 4 | 3 | 1 | 59 |
| 370 | 187 | 183 | 343 | 180 | 163 | 167 | 108 | 59 | 84 | 50 | 34 | | | | 60 |
| 70 | 32 | 38 | 69 | 30 | 39 | 46 | 17 | 29 | 44 | 15 | 29 | | | | 61 |
| 295 | 156 | 139 | 366 | 142 | 224 | 416 | 143 | 273 | 426 | 161 | 265 | 12 | 3 | 9 | 62 |
| 43 | 21 | 27 | 48 | 21 | 27 | 41 | 18 | 23 | 50 | 15 | 35 | 3 | 1 | 2 | 63 |
| 15 | 10 | 5 | 10 | 5 | 5 | 7 | 3 | 4 | 5 | 1 | 4 | | | | 64 |
| 1,440 | 757 | 683 | 914 | 385 | 529 | 665 | 216 | 449 | 441 | 144 | 297 | | | | 65 |
| 492 | 394 | 98 | 213 | 140 | 73 | 124 | 49 | 75 | 104 | 40 | 64 | 6 | 3 | 3 | 66 |
| 332 | 182 | 150 | 180 | 97 | 83 | 137 | 46 | 91 | 147 | 46 | 101 | 20 | 19 | 1 | 67 |
| 7 | 4 | 3 | 8 | 5 | 3 | 9 | 3 | 2 | 6 | 1 | 1 | 3 | 3 | | 68 |
| 135 | 61 | 74 | 89 | 42 | 47 | 68 | 23 | 40 | 79 | 32 | 47 | 1 | 1 | | 69 |
| 353 | 170 | 183 | 281 | 124 | 157 | 224 | 94 | 130 | 217 | 83 | 134 | | | | 70 |
| 10 | 5 | 5 | 4 | 4 | 4 | 13 | 4 | 9 | 23 | 8 | 15 | 2 | | 2 | 71 |
| 80 | 32 | 48 | 53 | 35 | 53 | 94 | 37 | 57 | 128 | 36 | 92 | 2 | | 2 | 72 |
| 45 | 15 | 30 | 56 | 22 | 34 | 42 | 11 | 31 | 78 | 27 | 51 | | | | 73 |
| 728 | 350 | 378 | 697 | 273 | 419 | 537 | 162 | 375 | 392 | 106 | 286 | 27 | 6 | 21 | 74 |
| 13 | 9 | 4 | 8 | 2 | 6 | 11 | 5 | 6 | 16 | 4 | 12 | 2 | 1 | 1 | 75 |
| 74 | 23 | 51 | 66 | 21 | 45 | 56 | 25 | 31 | 43 | 13 | 30 | | | | 76 |
| 22 | 11 | 11 | 21 | 8 | 13 | 18 | 7 | 11 | 18 | 8 | 10 | | | | 77 |
| 215 | 92 | 123 | 172 | 72 | 100 | 152 | 76 | 76 | 126 | 49 | 77 | 8 | 3 | 5 | 78 |
| 312 | 122 | 190 | 500 | 161 | 339 | 514 | 165 | 349 | 610 | 226 | 384 | 31 | 7 | 24 | 79 |
| 1,063 | 441 | 622 | 1,180 | 453 | 722 | 857 | 285 | 572 | 586 | 188 | 393 | 20 | 3 | 17 | 80 |
| 240 | 104 | 136 | 244 | 77 | 167 | 225 | 71 | 154 | 198 | 58 | 140 | 12 | 9 | 3 | 81 |
| 368 | 227 | 141 | 193 | 103 | 95 | 96 | 40 | 56 | 71 | 23 | 48 | 13 | 10 | 3 | 82 |
| 129 | 56 | 73 | 122 | 36 | 86 | 110 | 32 | 78 | 100 | 25 | 75 | | | 1 | 83 |
| 690 | 309 | 381 | 633 | 321 | 372 | 395 | 167 | 228 | 346 | 145 | 201 | 7 | 1 | 6 | 84 |
| 128 | 77 | 51 | 98 | 46 | 52 | 77 | 34 | 43 | 53 | 17 | 36 | | | | 85 |

STATISTICS OF POPULATION.

TABLE 82.—ILLITERATE FOREIGN WHITE POPULATION 10 YEARS OF AGE AND OVER, CLASSIFIED.

| CITIES. | 10 TO 14 YEARS. | | | 15 TO 20 YEARS. | | | 21 TO 24 YEARS. | | | 25 TO 34 YEARS. | | |
|---------------------------------------|-----------------|--------|----------|-----------------|--------|----------|-----------------|--------|----------|-----------------|--------|----------|
| | Total. | Males. | Females. | Total. | Males. | Females. | Total. | Males. | Females. | Total. | Males. | Females. |
| 86 Milwaukee, Wis..... | 32 | 15 | 17 | 147 | 62 | 85 | 219 | 95 | 124 | 1,202 | 492 | 710 |
| 87 Minneapolis, Minn..... | 9 | 5 | 4 | 87 | 34 | 53 | 186 | 68 | 68 | 573 | 267 | 306 |
| 88 Mobile, Ala..... | | | | 4 | 2 | 2 | 3 | 3 | | 17 | 8 | 9 |
| 89 Montgomery, Ala..... | | | | 2 | | 2 | 1 | | 1 | 4 | 2 | 2 |
| 90 Nashville, Tenn..... | 2 | | | 9 | 2 | 7 | 18 | 5 | 13 | 35 | 14 | 21 |
| 91 Newark, N. J..... | 111 | 52 | 59 | 703 | 272 | 431 | 829 | 340 | 489 | 2,990 | 1,469 | 1,521 |
| 92 New Bedford, Mass..... | 89 | 41 | 48 | 507 | 239 | 268 | 509 | 206 | 303 | 1,253 | 608 | 645 |
| 93 New Britain, Conn..... | 16 | 4 | 12 | 223 | 96 | 127 | 221 | 108 | 113 | 547 | 336 | 211 |
| 94 Newcastle, Pa..... | 3 | 2 | 1 | 38 | 19 | 19 | 78 | 42 | 31 | 237 | 140 | 97 |
| 95 New Haven, Conn..... | 63 | 36 | 27 | 336 | 181 | 155 | 341 | 150 | 191 | 1,118 | 537 | 581 |
| 96 New Orleans, La..... | 120 | 62 | 58 | 272 | 130 | 142 | 225 | 81 | 144 | 863 | 408 | 455 |
| 97 Newport, Ky..... | 1 | 1 | | 3 | 3 | | 5 | 2 | 3 | 20 | 6 | 14 |
| 98 Newton, Mass..... | 8 | 4 | 4 | 44 | 17 | 27 | 51 | 24 | 27 | 170 | 85 | 85 |
| 99 New York, N. Y..... | 2,415 | 984 | 1,431 | 17,120 | 6,091 | 11,029 | 15,955 | 6,342 | 9,613 | 47,092 | 20,555 | 26,537 |
| 100 Manhattan and Bronx boroughs..... | 1,880 | 723 | 1,107 | 13,795 | 4,692 | 9,103 | 12,390 | 4,766 | 7,624 | 35,177 | 14,952 | 20,225 |
| 101 Brooklyn borough..... | 532 | 233 | 299 | 2,853 | 1,154 | 1,699 | 3,046 | 1,273 | 1,773 | 10,263 | 4,603 | 5,660 |
| 102 Queens borough..... | 38 | 17 | 21 | 361 | 192 | 169 | 408 | 242 | 166 | 1,255 | 768 | 487 |
| 103 Richmond borough..... | 15 | 11 | 4 | 111 | 53 | 58 | 111 | 61 | 50 | 397 | 232 | 165 |
| 104 Norfolk, Va..... | 3 | 2 | 1 | 5 | 3 | 2 | 11 | 5 | 6 | 37 | 16 | 21 |
| 105 Oakland, Cal..... | 15 | 7 | 8 | 55 | 24 | 31 | 57 | 20 | 37 | 199 | 94 | 105 |
| 106 Omaha, Neb..... | 10 | 5 | 5 | 63 | 25 | 38 | 62 | 29 | 33 | 218 | 87 | 131 |
| 107 Oshkosh, Wis..... | 1 | | | 15 | 6 | 9 | 13 | 7 | 6 | 63 | 22 | 41 |
| 108 Passaic, N. J..... | 67 | 21 | 46 | 707 | 121 | 586 | 382 | 126 | 256 | 970 | 403 | 567 |
| 109 Paterson, N. J..... | 69 | 39 | 30 | 252 | 108 | 144 | 248 | 119 | 129 | 911 | 425 | 486 |
| 110 Pawtucket, R. I..... | 7 | 2 | 5 | 64 | 37 | 27 | 63 | 27 | 36 | 202 | 102 | 100 |
| 111 Peoria, Ill..... | 7 | 6 | 1 | 25 | 13 | 12 | 16 | 8 | 8 | 50 | 17 | 33 |
| 112 Philadelphia, Pa..... | 451 | 226 | 225 | 2,532 | 1,118 | 1,414 | 2,787 | 1,286 | 1,501 | 9,092 | 4,372 | 4,720 |
| 113 Pittsburg, Pa..... | 111 | 58 | 53 | 950 | 519 | 431 | 1,336 | 840 | 496 | 3,784 | 2,413 | 1,371 |
| 114 Portland, Me..... | | | | 43 | 16 | 27 | 75 | 24 | 51 | 306 | 136 | 170 |
| 115 Portland, Ore..... | 6 | 3 | 3 | 36 | 21 | 15 | 45 | 20 | 25 | 155 | 64 | 91 |
| 116 Providence, R. I..... | 150 | 78 | 72 | 623 | 324 | 299 | 571 | 272 | 299 | 1,854 | 961 | 893 |
| 117 Pueblo, Colo..... | 13 | 8 | 5 | 70 | 33 | 37 | 117 | 84 | 33 | 313 | 206 | 107 |
| 118 Quincy, Ill..... | 2 | 1 | 1 | 3 | 2 | 1 | 2 | 2 | 2 | 12 | 2 | 10 |
| 119 Racine, Wis..... | 2 | 1 | 1 | 28 | 14 | 14 | 41 | 21 | 20 | 179 | 84 | 95 |
| 120 Reading, Pa..... | 8 | 5 | 3 | 57 | 33 | 24 | 85 | 55 | 30 | 269 | 155 | 114 |
| 121 Richmond, Va..... | 6 | 2 | 4 | 14 | 9 | 5 | 11 | 2 | 9 | 50 | 17 | 33 |
| 122 Rochester, N. Y..... | 18 | 8 | 10 | 80 | 37 | 43 | 131 | 64 | 67 | 527 | 246 | 281 |
| 123 Rockford, Ill..... | | | | 22 | 7 | 15 | 13 | 3 | 10 | 48 | 15 | 33 |
| 124 Sacramento, Cal..... | | | | 6 | 4 | 2 | 12 | 4 | 8 | 56 | 28 | 28 |
| 125 Saginaw, Mich..... | 1 | | 1 | 17 | 9 | 8 | 13 | 4 | 9 | 83 | 35 | 48 |
| 126 St. Joseph, Mo..... | 16 | 7 | 9 | 23 | 9 | 14 | 25 | 15 | 10 | 112 | 61 | 51 |
| 127 St. Louis, Mo..... | 84 | 32 | 52 | 236 | 119 | 177 | 375 | 160 | 215 | 1,565 | 666 | 899 |
| 128 St. Paul, Minn..... | 15 | 6 | 9 | 112 | 55 | 57 | 133 | 53 | 80 | 551 | 188 | 363 |
| 129 Salem, Mass..... | 12 | 9 | 3 | 182 | 93 | 89 | 183 | 100 | 83 | 409 | 231 | 178 |
| 130 Salt Lake City, Utah..... | 2 | 1 | 1 | 23 | 15 | 8 | 23 | 10 | 13 | 40 | 16 | 24 |
| 131 San Antonio, Tex..... | 53 | 28 | 25 | 98 | 36 | 62 | 92 | 36 | 56 | 299 | 115 | 184 |
| 132 San Francisco, Cal..... | 45 | 25 | 20 | 187 | 86 | 101 | 264 | 110 | 154 | 1,086 | 500 | 586 |
| 133 Savannah, Ga..... | 4 | 4 | | 11 | 5 | 6 | 9 | 7 | 2 | 54 | 26 | 28 |
| 134 Schenectady, N. Y..... | 4 | 7 | 2 | 78 | 35 | 43 | 106 | 64 | 42 | 364 | 223 | 141 |
| 135 Scranton, Pa..... | 68 | 40 | 28 | 330 | 133 | 147 | 427 | 244 | 183 | 1,476 | 863 | 613 |
| 136 Seattle, Wash..... | 7 | 1 | 6 | 16 | 2 | 14 | 26 | 15 | 11 | 97 | 56 | 41 |
| 137 Sioux City, Iowa..... | 1 | | 1 | 12 | 1 | 11 | 15 | 3 | 12 | 29 | 7 | 22 |
| 138 Somerville, Mass..... | 5 | 2 | 3 | 24 | 9 | 15 | 58 | 24 | 34 | 238 | 104 | 134 |
| 139 South Bend, Ind..... | 6 | 3 | 3 | 26 | 17 | 9 | 49 | 26 | 23 | 197 | 107 | 90 |
| 140 South Omaha, Neb..... | 6 | 1 | 5 | 17 | 6 | 11 | 29 | 10 | 19 | 124 | 61 | 63 |
| 141 Spokane, Wash..... | 3 | 3 | | 17 | 5 | 12 | 13 | 4 | 9 | 88 | 45 | 40 |
| 142 Springfield, Ill..... | 16 | 6 | 10 | 28 | 14 | 14 | 17 | 8 | 9 | 90 | 45 | 42 |
| 143 Springfield, Mass..... | 2 | | 2 | 91 | 38 | 53 | 120 | 56 | 64 | 433 | 224 | 209 |
| 144 Springfield, Ohio..... | | | | 2 | 1 | 1 | 4 | 1 | 3 | 37 | 14 | 23 |
| 145 Superior, Wis..... | 4 | 3 | 1 | 53 | 26 | 27 | 99 | 70 | 29 | 275 | 175 | 100 |
| 146 Syracuse, N. Y..... | 17 | 10 | 7 | 99 | 42 | 57 | 106 | 53 | 53 | 451 | 221 | 230 |
| 147 Tacoma, Wash..... | 5 | 1 | 4 | 11 | 5 | 6 | 22 | 12 | 10 | 84 | 39 | 45 |
| 148 Taunton, Mass..... | 18 | 6 | 12 | 152 | 85 | 67 | 138 | 71 | 67 | 375 | 220 | 155 |
| 149 Terre Haute, Ind..... | | | | 2 | 1 | 1 | 1 | 1 | 1 | 12 | 5 | 7 |
| 150 Toledo, Ohio..... | 8 | 2 | 6 | 76 | 27 | 49 | 85 | 31 | 54 | 468 | 193 | 275 |
| 151 Topeka, Kans..... | 2 | 2 | | 10 | 4 | 6 | 3 | 1 | 2 | 43 | 13 | 30 |
| 152 Trenton, N. J..... | 49 | 24 | 25 | 189 | 89 | 100 | 194 | 117 | 77 | 788 | 404 | 384 |
| 153 Troy, N. Y..... | 20 | 8 | 12 | 75 | 23 | 52 | 75 | 29 | 46 | 279 | 136 | 143 |
| 154 Utica, N. Y..... | 30 | 16 | 14 | 213 | 113 | 105 | 175 | 86 | 89 | 470 | 256 | 214 |
| 155 Washington, D. C..... | 11 | 8 | 3 | 31 | 12 | 19 | 45 | 14 | 31 | 203 | 84 | 119 |
| 156 Waterbury, Conn..... | 18 | 10 | 8 | 166 | 97 | 69 | 228 | 149 | 79 | 543 | 307 | 236 |
| 157 Wheeling, W. Va..... | 6 | 4 | 2 | 25 | 10 | 15 | 30 | 16 | 14 | 88 | 47 | 41 |
| 158 Wilkesbarre, Pa..... | 24 | 15 | 9 | 131 | 61 | 70 | 146 | 71 | 75 | 510 | 279 | 231 |
| 159 Williamsport, Pa..... | 1 | 1 | | 6 | 2 | 4 | 9 | 5 | 4 | 26 | 8 | 18 |
| 160 Wilmington, Del..... | 24 | 14 | 10 | 147 | 91 | 56 | 180 | 122 | 58 | 508 | 316 | 192 |
| 161 Woonsocket, R. I..... | 45 | 25 | 20 | 308 | 139 | 119 | 219 | 127 | 92 | 561 | 310 | 251 |
| 162 Worcester, Mass..... | 14 | 5 | 9 | 132 | 83 | 99 | 254 | 133 | 116 | 817 | 456 | 361 |
| 163 Yonkers, N. Y..... | 18 | 8 | 10 | 162 | 77 | 85 | 169 | 85 | 84 | 426 | 224 | 202 |
| 164 York, Pa..... | 1 | | 1 | 3 | 2 | 1 | 9 | 3 | 6 | 21 | 8 | 13 |
| 165 Youngstown, Ohio..... | 10 | 7 | 3 | 127 | 89 | 38 | 182 | 122 | 60 | 639 | 420 | 219 |

BY SEX AND AGE PERIODS, FOR CITIES HAVING 25,000 INHABITANTS OR MORE: 1900—Continued.

| 35 to 44 YEARS. | | | 45 to 54 YEARS. | | | 55 to 64 YEARS. | | | 65 YEARS AND OVER. | | | AGE UNKNOWN. | | | |
|-----------------|--------|----------|-----------------|--------|----------|-----------------|--------|----------|--------------------|--------|----------|--------------|--------|----------|-----|
| Total. | Males. | Females. | Total. | Males. | Females. | Total. | Males. | Females. | Total. | Males. | Females. | Total. | Males. | Females. | |
| 1,598 | 660 | 938 | 1,570 | 627 | 943 | 1,837 | 488 | 849 | 1,573 | 520 | 1,053 | 17 | 9 | 8 | 86 |
| 599 | 320 | 279 | 421 | 175 | 246 | 329 | 88 | 241 | 483 | 140 | 343 | 4 | 2 | 2 | 87 |
| 15 | 8 | 7 | 12 | 6 | 6 | 29 | 3 | 26 | 39 | 14 | 25 | 3 | 1 | 2 | 88 |
| 2 | 1 | 1 | 3 | 1 | 2 | 1 | 1 | 1 | 1 | 1 | 1 | 1 | 1 | 1 | 89 |
| 37 | 12 | 25 | 59 | 15 | 44 | 65 | 18 | 47 | 70 | 24 | 46 | 7 | 7 | 7 | 90 |
| 2,429 | 1,120 | 1,309 | 1,475 | 593 | 882 | 1,018 | 354 | 664 | 656 | 186 | 470 | 7 | 7 | 7 | 91 |
| 998 | 448 | 550 | 1,007 | 386 | 621 | 634 | 224 | 410 | 422 | 127 | 295 | 9 | 6 | 3 | 92 |
| 217 | 117 | 100 | 130 | 53 | 77 | 107 | 28 | 79 | 71 | 13 | 58 | 1 | 1 | 1 | 93 |
| 155 | 102 | 53 | 87 | 51 | 36 | 47 | 15 | 32 | 43 | 24 | 19 | 19 | 19 | 19 | 94 |
| 1,032 | 450 | 582 | 757 | 310 | 447 | 491 | 164 | 327 | 319 | 97 | 222 | 8 | 1 | 7 | 95 |
| 945 | 481 | 464 | 984 | 451 | 533 | 903 | 305 | 598 | 1,018 | 278 | 740 | 3 | 1 | 3 | 96 |
| 36 | 14 | 22 | 57 | 19 | 38 | 118 | 24 | 94 | 126 | 41 | 85 | 1 | 1 | 1 | 97 |
| 128 | 64 | 64 | 149 | 62 | 87 | 129 | 57 | 72 | 95 | 29 | 66 | 4 | 2 | 2 | 98 |
| 38,765 | 16,888 | 21,877 | 24,799 | 9,419 | 15,380 | 14,752 | 4,898 | 9,854 | 9,609 | 2,938 | 6,671 | 131 | 46 | 85 | 99 |
| 28,943 | 12,309 | 16,634 | 18,363 | 6,936 | 11,377 | 10,249 | 3,435 | 6,814 | 6,028 | 1,899 | 4,129 | 122 | 42 | 80 | 100 |
| 8,527 | 3,847 | 4,680 | 5,573 | 2,078 | 3,495 | 3,834 | 1,217 | 2,617 | 3,014 | 830 | 2,184 | 6 | 2 | 4 | 101 |
| 933 | 536 | 447 | 633 | 260 | 373 | 495 | 174 | 321 | 380 | 126 | 254 | 1 | 1 | 1 | 102 |
| 312 | 196 | 116 | 230 | 95 | 135 | 174 | 72 | 102 | 187 | 83 | 104 | 2 | 1 | 1 | 103 |
| 27 | 10 | 17 | 22 | 9 | 13 | 13 | 4 | 9 | 12 | 2 | 10 | 1 | 1 | 1 | 104 |
| 252 | 120 | 132 | 281 | 130 | 151 | 204 | 80 | 124 | 162 | 57 | 105 | 43 | 22 | 21 | 105 |
| 286 | 116 | 170 | 222 | 80 | 142 | 162 | 56 | 106 | 165 | 61 | 104 | 1 | 1 | 1 | 106 |
| 131 | 52 | 79 | 145 | 47 | 98 | 122 | 39 | 83 | 136 | 46 | 90 | 2 | 1 | 1 | 107 |
| 543 | 256 | 287 | 266 | 121 | 145 | 116 | 43 | 73 | 50 | 19 | 31 | 1 | 1 | 1 | 108 |
| 981 | 403 | 578 | 829 | 294 | 535 | 630 | 208 | 422 | 426 | 120 | 306 | 1 | 1 | 1 | 109 |
| 318 | 129 | 189 | 353 | 121 | 237 | 339 | 101 | 238 | 309 | 100 | 209 | 1 | 1 | 1 | 110 |
| 56 | 26 | 30 | 86 | 39 | 47 | 89 | 22 | 67 | 157 | 46 | 111 | 4 | 2 | 2 | 111 |
| 7,603 | 3,473 | 4,130 | 5,209 | 1,996 | 3,213 | 3,896 | 1,256 | 2,640 | 3,357 | 920 | 2,437 | 98 | 26 | 72 | 112 |
| 2,845 | 1,672 | 1,173 | 1,696 | 612 | 884 | 1,043 | 410 | 638 | 745 | 220 | 525 | 56 | 35 | 21 | 113 |
| 261 | 117 | 144 | 225 | 77 | 148 | 246 | 80 | 166 | 241 | 84 | 157 | 30 | 8 | 22 | 114 |
| 201 | 76 | 125 | 131 | 56 | 75 | 78 | 34 | 44 | 81 | 21 | 60 | 1 | 1 | 1 | 115 |
| 1,803 | 805 | 998 | 1,649 | 659 | 990 | 1,158 | 353 | 805 | 798 | 231 | 567 | 1 | 1 | 1 | 116 |
| 209 | 135 | 74 | 81 | 56 | 25 | 26 | 15 | 11 | 24 | 10 | 14 | 6 | 6 | 6 | 117 |
| 22 | 8 | 14 | 61 | 13 | 48 | 102 | 26 | 76 | 180 | 62 | 118 | 1 | 1 | 1 | 118 |
| 186 | 76 | 110 | 156 | 58 | 98 | 145 | 48 | 97 | 166 | 58 | 113 | 3 | 3 | 3 | 119 |
| 238 | 140 | 98 | 122 | 67 | 55 | 95 | 39 | 56 | 90 | 30 | 60 | 1 | 1 | 1 | 120 |
| 48 | 20 | 28 | 27 | 9 | 18 | 47 | 15 | 32 | 46 | 19 | 27 | 1 | 1 | 1 | 121 |
| 748 | 327 | 421 | 577 | 217 | 360 | 505 | 179 | 326 | 572 | 157 | 415 | 16 | 16 | 16 | 122 |
| 40 | 11 | 29 | 81 | 17 | 64 | 78 | 16 | 62 | 169 | 40 | 129 | 3 | 1 | 2 | 123 |
| 57 | 28 | 29 | 62 | 31 | 31 | 49 | 20 | 29 | 43 | 6 | 37 | 5 | 3 | 2 | 124 |
| 137 | 58 | 79 | 183 | 84 | 99 | 171 | 61 | 110 | 217 | 78 | 139 | 7 | 2 | 5 | 125 |
| 105 | 46 | 59 | 98 | 38 | 60 | 84 | 25 | 59 | 86 | 28 | 58 | 4 | 1 | 3 | 126 |
| 1,840 | 753 | 1,087 | 2,252 | 743 | 1,509 | 2,147 | 616 | 1,531 | 2,109 | 660 | 1,449 | 96 | 28 | 68 | 127 |
| 876 | 325 | 551 | 664 | 235 | 429 | 563 | 198 | 365 | 642 | 208 | 434 | 14 | 7 | 7 | 128 |
| 347 | 168 | 179 | 357 | 137 | 220 | 271 | 92 | 179 | 208 | 61 | 147 | 10 | 1 | 9 | 129 |
| 72 | 27 | 45 | 94 | 32 | 62 | 76 | 28 | 48 | 127 | 25 | 102 | 8 | 4 | 4 | 130 |
| 417 | 188 | 229 | 360 | 152 | 208 | 197 | 87 | 110 | 188 | 85 | 103 | 42 | 20 | 22 | 131 |
| 1,176 | 517 | 659 | 1,087 | 423 | 664 | 939 | 338 | 601 | 762 | 235 | 527 | 197 | 100 | 97 | 132 |
| 58 | 31 | 27 | 32 | 15 | 17 | 29 | 12 | 17 | 59 | 18 | 41 | 2 | 2 | 2 | 133 |
| 253 | 161 | 97 | 122 | 68 | 54 | 95 | 38 | 58 | 93 | 34 | 59 | 3 | 3 | 3 | 134 |
| 1,250 | 692 | 558 | 1,082 | 427 | 655 | 835 | 298 | 537 | 453 | 137 | 316 | 9 | 2 | 7 | 135 |
| 96 | 53 | 43 | 54 | 26 | 28 | 46 | 18 | 28 | 45 | 19 | 26 | 15 | 14 | 1 | 136 |
| 29 | 7 | 22 | 47 | 17 | 30 | 39 | 12 | 27 | 51 | 15 | 36 | 17 | 6 | 11 | 137 |
| 203 | 77 | 126 | 225 | 82 | 143 | 197 | 68 | 129 | 276 | 84 | 192 | 17 | 6 | 11 | 138 |
| 259 | 129 | 130 | 201 | 105 | 96 | 119 | 49 | 70 | 147 | 50 | 97 | 2 | 1 | 1 | 139 |
| 95 | 50 | 45 | 51 | 22 | 29 | 40 | 18 | 22 | 36 | 11 | 25 | 1 | 1 | 1 | 140 |
| 139 | 69 | 70 | 60 | 27 | 33 | 46 | 14 | 32 | 28 | 9 | 19 | 3 | 2 | 1 | 141 |
| 114 | 61 | 53 | 112 | 39 | 73 | 101 | 36 | 65 | 139 | 64 | 125 | 12 | 1 | 11 | 142 |
| 421 | 200 | 221 | 317 | 112 | 205 | 257 | 91 | 166 | 224 | 76 | 148 | 1 | 1 | 1 | 143 |
| 63 | 26 | 37 | 90 | 34 | 56 | 102 | 36 | 66 | 133 | 45 | 93 | 7 | 3 | 4 | 144 |
| 162 | 78 | 84 | 76 | 31 | 45 | 34 | 15 | 19 | 26 | 13 | 13 | 1 | 1 | 1 | 145 |
| 398 | 179 | 219 | 427 | 160 | 267 | 409 | 145 | 264 | 353 | 110 | 243 | 4 | 4 | 4 | 146 |
| 123 | 71 | 57 | 61 | 33 | 28 | 46 | 21 | 25 | 36 | 12 | 24 | 2 | 2 | 2 | 147 |
| 278 | 145 | 133 | 254 | 109 | 145 | 212 | 83 | 129 | 176 | 47 | 129 | 3 | 3 | 3 | 148 |
| 30 | 8 | 22 | 38 | 14 | 24 | 63 | 19 | 49 | 101 | 29 | 72 | 2 | 1 | 1 | 149 |
| 590 | 262 | 328 | 555 | 235 | 320 | 535 | 206 | 329 | 554 | 205 | 349 | 8 | 2 | 6 | 150 |
| 61 | 20 | 41 | 52 | 23 | 29 | 32 | 14 | 18 | 28 | 9 | 19 | 2 | 1 | 1 | 151 |
| 690 | 364 | 326 | 388 | 161 | 227 | 320 | 118 | 202 | 266 | 93 | 173 | 12 | 1 | 11 | 152 |
| 301 | 146 | 155 | 422 | 160 | 262 | 425 | 148 | 277 | 377 | 135 | 242 | 6 | 1 | 5 | 153 |
| 373 | 190 | 183 | 335 | 145 | 190 | 247 | 76 | 171 | 248 | 80 | 168 | 8 | 2 | 6 | 154 |
| 214 | 103 | 111 | 216 | 72 | 144 | 233 | 90 | 203 | 327 | 114 | 213 | 2 | 1 | 1 | 155 |
| 397 | 206 | 191 | 303 | 123 | 180 | 185 | 62 | 123 | 114 | 35 | 79 | 5 | 5 | 5 | 156 |
| 83 | 39 | 44 | 109 | 43 | 66 | 112 | 37 | 75 | 118 | 39 | 79 | 3 | 3 | 3 | 157 |
| 439 | 234 | 205 | 341 | 136 | 205 | 230 | 75 | 155 | 156 | 45 | 111 | 3 | 1 | 2 | 158 |
| 21 | 7 | 14 | 40 | 13 | 27 | 49 | 16 | 33 | 32 | 12 | 20 | 1 | 1 | 1 | 159 |
| 430 | 253 | 177 | 315 | 138 | 177 | 247 | 84 | 163 | 154 | 44 | 110 | 13 | 6 | 7 | 160 |
| 553 | 259 | 294 | 556 | 258 | 298 | 414 | 177 | 237 | 261 | 90 | 171 | 16 | 8 | 8 | 161 |
| 800 | 360 | 440 | 785 | 298 | 487 | 649 | 195 | 454 | 503 | 143 | 360 | 5 | 2 | 3 | 162 |
| 341 | 136 | 155 | 200 | 83 | 117 | 156 | 55 | 101 | 86 | 18 | 68 | 1 | 1 | 1 | 163 |
| 20 | 11 | 9 | 23 | 7 | 16 | 29 | 10 | 43 | 26 | 17 | 26 | 5 | 2 | 4 | 164 |
| 581 | 369 | 212 | 473 | 217 | 256 | 316 | 133 | 183 | 193 | 61 | 132 | 10 | 6 | 4 | 165 |

TABLE 83.—ILLITERATE COLORED POPULATION¹ 10 YEARS OF AGE AND OVER, CLASSIFIED

[The designation "illiterate" comprehends all persons who

| | CITIES. | 10 TO 14 YEARS. | | | 15 TO 20 YEARS. | | | 21 TO 24 YEARS. | | | 25 TO 34 YEARS. | | |
|----|----------------------|-----------------|--------|----------|-----------------|--------|----------|-----------------|--------|----------|-----------------|--------|----------|
| | | Total. | Males. | Females. | Total. | Males. | Females. | Total. | Males. | Females. | Total. | Males. | Females. |
| 1 | Akron, Ohio | | | | 1 | | 1 | 2 | 1 | 1 | 10 | 6 | 4 |
| 2 | Albany, N. Y. | 1 | 1 | | 1 | | 1 | 4 | 2 | 2 | 18 | 14 | 4 |
| 3 | Allegheny, Pa. | 2 | | 2 | 14 | 10 | 4 | 21 | 14 | 7 | 76 | 50 | 26 |
| 4 | Allentown, Pa. | | | | | | | | | | 1 | | 1 |
| 5 | Altoona, Pa. | | | | | | | | | | 6 | 3 | 2 |
| 6 | Atlanta, Ga. | 461 | 273 | 188 | 815 | 339 | 476 | 802 | 288 | 514 | 2,005 | 666 | 1,339 |
| 7 | Atlantic City, N. J. | 4 | 2 | 2 | 11 | 7 | 4 | 28 | 10 | 18 | 100 | 40 | 60 |
| 8 | Auburn, N. Y. | | | | 4 | 3 | 1 | 2 | 1 | 1 | 4 | 4 | |
| 9 | Augusta, Ga. | 329 | 162 | 167 | 535 | 215 | 320 | 584 | 172 | 362 | 1,186 | 400 | 786 |
| 10 | Baltimore, Md. | 373 | 164 | 209 | 963 | 377 | 586 | 1,071 | 396 | 675 | 3,137 | 1,244 | 1,893 |
| | Bay City, Mich. | | | | | | | | | | | | |
| 12 | Bayonne, N. J. | 1 | 1 | | 2 | | 2 | 3 | 2 | 1 | 14 | 6 | 8 |
| 13 | Binghamton, N. Y. | 2 | 2 | | 2 | 1 | 1 | 3 | 3 | 3 | 6 | 3 | 3 |
| 14 | Birmingham, Ala. | 277 | 150 | 127 | 658 | 395 | 323 | 617 | 278 | 339 | 1,426 | 575 | 851 |
| 15 | Boston, Mass. | 9 | 7 | 2 | 31 | 26 | 5 | 50 | 27 | 23 | 284 | 209 | 75 |
| 16 | Bridgeport, Conn. | | | | 1 | 1 | | 10 | 4 | 6 | 23 | 13 | 10 |
| 17 | Brockton, Mass. | | | | 3 | 3 | | 4 | 4 | | 21 | 18 | 2 |
| 18 | Buffalo, N. Y. | | | | 6 | 2 | 4 | 5 | 4 | 1 | 21 | 17 | 4 |
| 19 | Butte, Mont. | 1 | | 1 | | | | 4 | 1 | 3 | 22 | 19 | 3 |
| 20 | Cambridge, Mass. | 9 | 9 | | 3 | 3 | | 7 | 2 | 5 | 50 | 30 | 20 |
| 21 | Camden, N. J. | | | | | | | | | | | | |
| 22 | Canton, Ohio | 17 | 9 | 8 | 52 | 25 | 27 | 58 | 23 | 30 | 173 | 74 | 99 |
| 23 | Cedar Rapids, Iowa | | | | 2 | 2 | | 1 | 1 | | 2 | 2 | |
| 24 | Charleston, S. C. | 452 | 244 | 208 | 750 | 279 | 471 | 718 | 232 | 486 | 1,575 | 553 | 1,022 |
| 25 | Chatanooga, Tenn. | 211 | 138 | 73 | 254 | 144 | 110 | 280 | 131 | 149 | 618 | 245 | 373 |
| 26 | Chelsea, Mass. | 1 | 1 | | 4 | 3 | 1 | 6 | 4 | 2 | 11 | 7 | 4 |
| 27 | Chester, Pa. | 13 | 7 | 6 | 20 | 7 | 13 | 48 | 30 | 18 | 175 | 85 | 87 |
| 28 | Chicago, Ill. | 10 | 5 | 5 | 46 | 35 | 11 | 94 | 52 | 42 | 374 | 224 | 150 |
| 29 | Cincinnati, Ohio | 11 | 6 | 5 | 73 | 40 | 33 | 130 | 57 | 73 | 523 | 250 | 273 |
| 30 | Cleveland, Ohio | | | | 12 | 7 | 5 | 15 | 8 | 7 | 108 | 71 | 37 |
| 31 | Columbus, Ohio | 7 | 4 | 3 | 40 | 27 | 13 | 56 | 41 | 15 | 163 | 86 | 82 |
| 32 | Council Bluffs, Iowa | 1 | | | 1 | 1 | | 2 | 1 | 1 | 4 | | 4 |
| 33 | Covington, Ky. | 10 | 7 | 3 | 26 | 18 | 8 | 46 | 27 | 19 | 134 | 64 | 70 |
| 34 | Dallas, Tex. | 46 | 29 | 17 | 87 | 47 | 40 | 117 | 42 | 75 | 386 | 137 | 249 |
| 35 | Davenport, Iowa | | | | | | | | | | 10 | 3 | 7 |
| 36 | Dayton, Ohio | 1 | | 1 | 7 | 5 | 2 | 12 | 5 | 7 | 65 | 35 | 30 |
| 37 | Denver, Colo. | 1 | | 1 | 2 | 1 | 1 | 9 | 4 | 5 | 35 | 18 | 21 |
| 38 | Des Moines, Iowa | 2 | 2 | | 2 | 2 | | 3 | 2 | 1 | 24 | 11 | 13 |
| 39 | Detroit, Mich. | 3 | 2 | 1 | 7 | 2 | 5 | 9 | 3 | 6 | 28 | 9 | 19 |
| 40 | Dubuque, Iowa | | | | | | | | | | 1 | 1 | |
| 41 | Duluth, Minn. | 2 | | 2 | | | | 5 | 1 | 4 | 5 | 3 | 2 |
| 42 | Easton, Pa. | | | | | | | | | | 6 | 4 | 2 |
| 43 | East St. Louis, Ill. | 15 | 10 | 5 | 21 | 12 | 9 | 42 | 27 | 15 | 83 | 48 | 35 |
| 44 | Elizabeth, N. J. | 4 | 4 | | 3 | 2 | 1 | 7 | 5 | 2 | 30 | 18 | 12 |
| 45 | Elmira, N. Y. | | | | 7 | 7 | | 8 | 7 | 1 | 6 | 3 | 3 |
| 46 | Erie, Pa. | | | | | | | 1 | 1 | | 3 | 3 | |
| 47 | Evansville, Ind. | 6 | 1 | 5 | 52 | 25 | 27 | 119 | 76 | 43 | 359 | 195 | 164 |
| 48 | Fall River, Mass. | | | | 1 | 1 | | 3 | 1 | 2 | 15 | 7 | 8 |
| 49 | Fitchburg, Mass. | | | | | | | 2 | 2 | | 3 | 3 | |
| 50 | Fort Wayne, Ind. | | | | 1 | 1 | | 3 | 3 | | 3 | | 2 |
| 51 | Fort Worth, Tex. | 37 | 15 | 22 | 51 | 32 | 19 | 55 | 18 | 37 | 176 | 65 | 111 |
| 52 | Galveston, Tex. | 27 | 15 | 12 | 46 | 12 | 34 | 89 | 29 | 60 | 258 | 73 | 185 |
| 53 | Gloucester, Mass. | | | | 1 | 1 | | 1 | | 1 | 7 | | 1 |
| 54 | Grand Rapids, Mich. | 1 | | 1 | | | | | | 1 | 7 | 6 | 1 |
| 55 | Harrisburg, Pa. | 7 | 2 | 5 | 32 | 18 | 19 | 27 | 11 | 16 | 110 | 65 | 45 |
| 56 | Hartford, Conn. | | | | 4 | 1 | 3 | 6 | 2 | 4 | 30 | 14 | 16 |
| 57 | Haverhill, Mass. | | | | 2 | 1 | 1 | 2 | 2 | | 10 | 10 | |
| 58 | Hoboken, N. J. | | | | | | | 2 | 2 | | 8 | 7 | 1 |
| 59 | Holyoke, Mass. | 1 | | 1 | | | | | | | 4 | 2 | 2 |
| 60 | Honolulu, Hawaii | 71 | 17 | 54 | 623 | 337 | 291 | 609 | 317 | 292 | 1,735 | 1,070 | 665 |
| 61 | Houston, Tex. | 144 | 65 | 79 | 266 | 108 | 158 | 262 | 95 | 177 | 705 | 264 | 441 |
| 62 | Indianapolis, Ind. | 13 | 10 | 3 | 53 | 30 | 23 | 80 | 45 | 35 | 372 | 176 | 196 |
| 63 | Jackson, Mich. | | | | | | | | | | 11 | 8 | 3 |
| 64 | Jacksonville, Fla. | 92 | 59 | 33 | 204 | 98 | 106 | 225 | 74 | 151 | 567 | 195 | 372 |
| 65 | Jersey City, N. J. | 6 | 4 | 2 | 9 | 5 | 4 | 18 | 12 | 6 | 79 | 57 | 22 |
| 66 | Johnstown, Pa. | | | | 2 | 2 | | 6 | 4 | 2 | 7 | 5 | 2 |
| 67 | Joliet, Ill. | 1 | | | 2 | | 2 | 6 | 5 | 1 | 35 | 23 | 7 |
| 68 | Joplin, Mo. | 12 | 4 | 8 | 14 | 6 | 8 | 14 | 7 | 7 | 18 | 11 | 7 |
| 69 | Kansas City, Kans. | 21 | 9 | 12 | 55 | 35 | 20 | 40 | 19 | 21 | 182 | 70 | 112 |
| 70 | Kansas City, Mo. | 25 | 16 | 9 | 106 | 54 | 52 | 112 | 56 | 56 | 513 | 241 | 277 |
| 71 | Knoxville, Tenn. | 76 | 50 | 26 | 113 | 55 | 58 | 124 | 52 | 72 | 215 | 91 | 124 |
| 72 | La Crosse, Wis. | | | | | | | | | | 1 | 1 | |
| 73 | Lancaster, Pa. | 5 | 3 | 2 | 6 | 3 | 3 | 7 | 5 | 2 | 20 | 11 | 9 |
| 74 | Lawrence, Mass. | | | | 3 | 1 | 2 | 1 | 1 | 1 | 1 | 1 | 1 |
| 75 | Lexington, Ky. | 70 | 35 | 35 | 147 | 73 | 74 | 160 | 60 | 100 | 549 | 205 | 344 |
| 76 | Lincoln, Nebr. | | | | 2 | 1 | 1 | 2 | 1 | 1 | 11 | 4 | 7 |
| 77 | Little Rock, Ark. | 95 | 59 | 36 | 225 | 136 | 89 | 222 | 95 | 127 | 601 | 255 | 346 |
| 78 | Los Angeles, Cal. | | | | 17 | 10 | 7 | 20 | 9 | 11 | 128 | 85 | 43 |
| 79 | Louisville, Ky. | 132 | 76 | 56 | 436 | 250 | 186 | 615 | 308 | 307 | 1,365 | 944 | 921 |
| 80 | Lowell, Mass. | | | | | | | 3 | 2 | 1 | 7 | 7 | |
| 81 | Lynn, Mass. | | | | 7 | 3 | 4 | 5 | 4 | 1 | 21 | 11 | 10 |
| 82 | McKeesport, Pa. | 1 | | 1 | 5 | 3 | 2 | 7 | 3 | 4 | 31 | 22 | 9 |
| 83 | Malden, Mass. | 1 | 1 | | 1 | 1 | 1 | 2 | 1 | 1 | 9 | 5 | 4 |
| 84 | Manchester, N. H. | | | | | | | | | | 1 | 1 | |
| 85 | Memphis, Tenn. | 474 | 231 | 193 | 1,389 | 725 | 664 | 1,232 | 600 | 632 | 3,339 | 1,632 | 1,637 |

¹ Persons of negro descent, Chinese, Japanese, and Indians.

STATISTICS OF POPULATION.

TABLE 83.—ILLITERATE COLORED POPULATION¹ 10 YEARS OF AGE AND OVER, CLASSIFIED

| | CITIES. | 10 TO 14 YEARS. | | | 15 TO 20 YEARS. | | | 21 TO 24 YEARS. | | | 25 TO 34 YEARS. | | |
|-----|-------------------------------|-----------------|--------|----------|-----------------|--------|----------|-----------------|--------|----------|-----------------|--------|----------|
| | | Total. | Males. | Females. | Total. | Males. | Females. | Total. | Males. | Females. | Total. | Males. | Females. |
| 86 | Milwaukee, Wis. | | | | 3 | 2 | 1 | 5 | 3 | 2 | 6 | 3 | 3 |
| 87 | Minneapolis, Minn. | | | | 1 | 1 | | 3 | 1 | 2 | 13 | 5 | 8 |
| 88 | Mobile, Ala. | 282 | 162 | 120 | 528 | 273 | 255 | 570 | 240 | 330 | 1,350 | 560 | 790 |
| 89 | Montgomery, Ala. | 380 | 224 | 156 | 686 | 262 | 424 | 513 | 156 | 357 | 1,213 | 372 | 841 |
| 90 | Nashville, Tenn. | 235 | 138 | 97 | 554 | 290 | 264 | 537 | 235 | 302 | 1,527 | 615 | 912 |
| 91 | Newark, N. J. | 7 | 1 | 6 | 40 | 20 | 20 | 40 | 19 | 21 | 142 | 71 | 71 |
| 92 | New Bedford, Mass. | 11 | 3 | 8 | 39 | 21 | 18 | 30 | 23 | 7 | 48 | 37 | 11 |
| 93 | New Britain, Conn. | | | | 1 | 1 | | 1 | | 1 | 7 | 3 | 4 |
| 94 | Newcastle, Pa. | | | | 2 | 2 | | 5 | 5 | | 8 | 5 | 3 |
| 95 | New Haven, Conn. | | | | 4 | 2 | 2 | 10 | 7 | 3 | 29 | 10 | 19 |
| 96 | New Orleans, La. | 1,221 | 618 | 603 | 2,008 | 910 | 1,098 | 1,747 | 670 | 1,077 | 4,613 | 1,791 | 2,822 |
| 97 | Newport, Ky. | | | | 2 | 1 | 1 | 3 | 3 | | 22 | 9 | 13 |
| 98 | Newton, Mass. | | | | 1 | | 1 | 5 | 1 | 4 | 3 | 1 | 2 |
| 99 | New York, N. Y. | 45 | 23 | 17 | 274 | 156 | 118 | 363 | 192 | 171 | 1,399 | 864 | 535 |
| 100 | Manhattan and Bronx boroughs. | 20 | 13 | 7 | 125 | 69 | 56 | 187 | 99 | 88 | 840 | 548 | 292 |
| 101 | Brooklyn borough. | 22 | 15 | 7 | 120 | 76 | 44 | 148 | 85 | 63 | 478 | 278 | 200 |
| 102 | Queens borough. | 2 | | 2 | 21 | 7 | 14 | 18 | 3 | 15 | 52 | 20 | 32 |
| 103 | Richmond borough. | 1 | | 1 | 8 | 4 | 4 | 10 | 5 | 5 | 29 | 18 | 11 |
| 104 | Norfolk, Va. | 242 | 133 | 109 | 568 | 246 | 322 | 593 | 241 | 352 | 1,521 | 620 | 901 |
| 105 | Oakland, Cal. | | | | 14 | 14 | | 13 | 10 | 3 | 37 | 30 | 7 |
| 106 | Omaha, Nebr. | 2 | 1 | 1 | 8 | 4 | 4 | 16 | 7 | 9 | 44 | 15 | 29 |
| 107 | Oshkosh, Wis. | | | | | | | | | | 2 | 2 | |
| 108 | Passaic, N. J. | 4 | 1 | 3 | 6 | | 6 | 4 | | 4 | 24 | 11 | 13 |
| 109 | Paterson, N. J. | 1 | 1 | | 18 | 11 | 7 | 16 | 7 | 9 | 66 | 35 | 31 |
| 110 | Pawtucket, R. I. | | | | | | | 2 | | 2 | 1 | 1 | |
| 111 | Peoria, Ill. | 4 | 3 | 1 | 14 | 6 | 8 | 10 | 6 | 4 | 36 | 27 | 9 |
| 112 | Philadelphia, Pa. | 64 | 23 | 41 | 317 | 133 | 184 | 546 | 279 | 267 | 1,436 | 779 | 657 |
| 113 | Pittsburg, Pa. | 12 | 7 | 5 | 92 | 63 | 29 | 175 | 121 | 54 | 517 | 309 | 208 |
| 114 | Portland, Me. | | | | 2 | 1 | 1 | | | | 7 | 5 | 2 |
| 115 | Portland, Oreg. | 15 | 7 | 8 | 52 | 47 | 5 | 77 | 64 | 13 | 384 | 355 | 29 |
| 116 | Providence, R. I. | 1 | | 1 | 20 | 10 | 10 | 35 | 16 | 19 | 125 | 72 | 53 |
| 117 | Pueblo, Colo. | 1 | | | 3 | 1 | 2 | 17 | 11 | 6 | 52 | 29 | 23 |
| 118 | Quincy, Ill. | 4 | 3 | 1 | 13 | 7 | 6 | 14 | 4 | 10 | 56 | 22 | 34 |
| 119 | Racine, Wis. | | | | | | | 1 | | 1 | 5 | 2 | 3 |
| 120 | Reading, Pa. | | | | 2 | 2 | | 3 | 1 | 2 | 13 | 7 | 6 |
| 121 | Richmond, Va. | 261 | 151 | 110 | 637 | 355 | 302 | 642 | 331 | 311 | 1,462 | 611 | 851 |
| 122 | Rochester, N. Y. | 1 | 1 | | 1 | 1 | | | | | 3 | 2 | 1 |
| 123 | Rockford, Ill. | | | | | | | 1 | | 1 | 3 | 1 | 2 |
| 124 | Sacramento, Cal. | 2 | 2 | | 56 | 52 | 4 | 81 | 74 | 7 | 121 | 104 | 17 |
| 125 | Saginaw, Mich. | | | | | | | 1 | 1 | | 5 | 2 | 3 |
| 126 | St. Joseph, Mo. | 5 | | 5 | 28 | 13 | 15 | 39 | 16 | 23 | 151 | 78 | 73 |
| 127 | St. Louis, Mo. | 89 | 54 | 35 | 222 | 116 | 106 | 306 | 138 | 168 | 1,103 | 413 | 690 |
| 128 | St. Paul, Minn. | | | | 1 | | 1 | 7 | 6 | 1 | 25 | 9 | 16 |
| 129 | Salem, Mass. | | | | | | | 1 | 1 | | 4 | 4 | |
| 130 | Salt Lake City, Utah | | | | | | | 3 | 2 | 1 | 7 | 3 | 4 |
| 131 | San Antonio, Tex. | 45 | 24 | 21 | 71 | 31 | 40 | 67 | 29 | 38 | 201 | 55 | 146 |
| 132 | San Francisco, Cal. | 113 | 17 | 96 | 271 | 101 | 170 | 326 | 65 | 261 | 730 | 300 | 430 |
| 133 | Savannah, Ga. | 403 | 205 | 198 | 720 | 289 | 431 | 929 | 296 | 633 | 1,912 | 719 | 1,193 |
| 134 | Schenectady, N. Y. | | | | 1 | | 1 | 2 | | 2 | | | |
| 135 | Scranton, Pa. | | | | 2 | 1 | 1 | 4 | 4 | | 16 | 8 | 8 |
| 136 | Seattle, Wash. | 1 | 1 | | 37 | 36 | 1 | 73 | 72 | 1 | 243 | 235 | 8 |
| 137 | Sioux City, Iowa | | | | 1 | 1 | | 8 | 4 | 4 | 4 | 2 | 2 |
| 138 | Somerville, Mass. | | | | 2 | 1 | 1 | 3 | 3 | | 9 | 9 | |
| 139 | South Bend, Ind. | | | | 1 | | | 1 | 1 | | 1 | 1 | |
| 140 | South Omaha, Nebr. | | | | 4 | 3 | 1 | 6 | 5 | 1 | 14 | 8 | 6 |
| 141 | Spokane, Wash. | | | | 2 | 1 | 1 | 4 | 2 | 2 | 22 | 20 | 2 |
| 142 | Springfield, Ill. | 2 | 1 | 1 | 6 | 4 | 2 | 10 | 4 | 6 | 45 | 21 | 24 |
| 143 | Springfield, Mass. | | | | 3 | 1 | 2 | 3 | 1 | 2 | 20 | 16 | 4 |
| 144 | Springfield, Ohio. | 2 | 2 | | 8 | 3 | 5 | 28 | 16 | 12 | 50 | 29 | 21 |
| 145 | Superior, Wis. | | | | | | | | | | 5 | 3 | 2 |
| 146 | Syracuse, N. Y. | | | | 2 | | 2 | 4 | 3 | 1 | 20 | 10 | 10 |
| 147 | Tacoma, Wash. | 5 | 5 | | 86 | 79 | 7 | 84 | 78 | 6 | 158 | 149 | 9 |
| 148 | Taunton, Mass. | | | | 8 | 6 | 2 | 11 | 7 | 4 | 30 | 25 | 5 |
| 149 | Terre Haute, Ind. | | | | 5 | 2 | 3 | 10 | 5 | 5 | 45 | 26 | 19 |
| 150 | Toledo, Ohio. | | | | 6 | | 6 | 5 | | 3 | 29 | 24 | 5 |
| 151 | Topeka, Kans. | 5 | 4 | 1 | 9 | 1 | 8 | 3 | 7 | 6 | 61 | 23 | 38 |
| 152 | Trenton, N. J. | 11 | 6 | 5 | 30 | 22 | 8 | 40 | 26 | 14 | 107 | 65 | 42 |
| 153 | Troy, N. Y. | | | | 1 | | 1 | 3 | | 3 | 7 | 4 | 3 |
| 154 | Utica, N. Y. | | | | | | | 1 | 1 | | 7 | 5 | 2 |
| 155 | Washington, D. C. | 355 | 213 | 142 | 928 | 479 | 449 | 1,051 | 446 | 605 | 2,518 | 960 | 1,558 |
| 156 | Waterbury, Conn. | | | | | | | 2 | | 2 | 14 | 10 | 4 |
| 157 | Wheeling, W. Va. | 1 | 1 | | 9 | 6 | 3 | 10 | 3 | 7 | 25 | 9 | 16 |
| 158 | Wilkesbarre, Pa. | | | | 4 | 3 | 1 | 1 | 1 | | 7 | 5 | 2 |
| 159 | Williamsport, Pa. | 1 | | | 4 | 2 | 2 | 11 | 6 | 5 | 19 | 10 | 9 |
| 160 | Wilmington, Del. | 40 | 12 | 28 | 115 | 57 | 58 | 134 | 62 | 82 | 503 | 208 | 295 |
| 161 | Woonsocket, R. I. | | | | | | | 1 | 1 | | 1 | 1 | |
| 162 | Worcester, Mass. | | | | 4 | 3 | 1 | 6 | 5 | 1 | 24 | 17 | 7 |
| 163 | Yonkers, N. Y. | 1 | | 1 | 6 | 3 | 3 | 7 | 6 | 1 | 22 | 17 | 5 |
| 164 | York, Pa. | 2 | 1 | 1 | 4 | 2 | 2 | 2 | 1 | 1 | 24 | 15 | 9 |
| 165 | Youngstown, Ohio. | | | | 2 | 1 | 1 | 3 | 2 | 1 | 15 | 9 | 6 |

¹ Persons of negro descent, Chinese, Japanese, and Indians.

ILLITERACY.

BY SEX AND AGE PERIODS, FOR CITIES HAVING 25,000 INHABITANTS OR MORE: 1900—Continued

| 35 TO 44 YEARS. | | | 45 TO 54 YEARS. | | | 55 TO 64 YEARS. | | | 65 YEARS AND OVER. | | | AGE UNKNOWN. | | |
|-----------------|--------|----------|-----------------|--------|----------|-----------------|--------|----------|--------------------|--------|----------|--------------|--------|----------|
| Total. | Males. | Females. | Total. | Males. | Females. | Total. | Males. | Females. | Total. | Males. | Females. | Total. | Males. | Females. |
| 17 | 6 | 11 | 9 | 7 | 2 | 4 | 1 | 3 | 5 | 2 | 3 | 1 | 1 | 86 |
| 16 | 6 | 10 | 27 | 9 | 18 | 17 | 11 | 6 | 15 | 7 | 8 | 1 | 1 | 87 |
| 1,202 | 445 | 757 | 1,049 | 393 | 656 | 580 | 235 | 345 | 461 | 158 | 303 | 165 | 58 | 107 |
| 1,225 | 358 | 867 | 1,089 | 395 | 694 | 685 | 274 | 411 | 461 | 186 | 275 | 63 | 12 | 89 |
| 1,655 | 566 | 1,089 | 1,675 | 582 | 1,093 | 1,071 | 432 | 639 | 799 | 297 | 502 | 12 | 4 | 90 |
| 181 | 74 | 107 | 168 | 68 | 105 | 92 | 32 | 60 | 84 | 28 | 56 | 5 | 2 | 91 |
| 37 | 27 | 10 | 23 | 17 | 6 | 22 | 2 | 20 | 25 | 11 | 14 | | | 92 |
| 1 | 1 | 1 | 3 | 1 | 2 | 1 | 1 | 1 | 1 | 1 | 1 | | | 93 |
| 5 | 3 | 2 | 8 | 4 | 4 | 7 | 6 | 1 | 1 | 1 | 1 | | | 94 |
| 63 | 24 | 39 | 65 | 27 | 38 | 49 | 23 | 26 | 46 | 13 | 33 | 1 | 1 | 95 |
| 4,800 | 1,631 | 2,669 | 3,970 | 1,455 | 2,515 | 2,666 | 957 | 1,709 | 2,182 | 763 | 1,419 | 51 | 23 | 96 |
| 15 | 2 | 18 | 21 | 6 | 15 | 10 | 6 | 4 | 10 | 5 | 5 | 3 | 1 | 97 |
| 12 | 10 | 2 | 7 | 2 | 5 | 4 | 2 | 2 | 2 | 1 | 1 | 35 | 11 | 98 |
| 1,535 | 856 | 679 | 1,156 | 471 | 685 | 619 | 211 | 408 | 427 | 112 | 315 | 30 | 11 | 99 |
| 940 | 563 | 377 | 669 | 277 | 392 | 328 | 102 | 226 | 210 | 56 | 164 | 11 | 19 | 100 |
| 487 | 236 | 251 | 397 | 153 | 244 | 223 | 77 | 146 | 166 | 40 | 126 | 3 | 3 | 101 |
| 79 | 38 | 41 | 66 | 29 | 37 | 46 | 20 | 26 | 36 | 10 | 26 | 1 | 1 | 102 |
| 29 | 19 | 10 | 24 | 12 | 12 | 22 | 12 | 10 | 15 | 6 | 9 | 1 | 1 | 103 |
| 1,526 | 617 | 909 | 1,080 | 429 | 651 | 514 | 211 | 303 | 329 | 118 | 211 | 26 | 12 | 104 |
| 107 | 99 | 8 | 42 | 32 | 10 | 28 | 20 | 8 | 14 | 4 | 10 | 6 | 5 | 105 |
| 85 | 43 | 42 | 98 | 38 | 60 | 48 | 19 | 29 | 35 | 12 | 23 | 7 | 2 | 106 |
| 8 | 8 | 3 | 3 | 3 | 3 | 1 | 1 | 2 | 2 | 2 | 2 | | | 107 |
| 16 | 8 | 8 | 15 | 8 | 7 | 5 | 4 | 2 | 2 | 1 | 1 | | | 108 |
| 64 | 39 | 25 | 48 | 20 | 28 | 28 | 14 | 14 | 22 | 12 | 10 | | | 109 |
| 7 | 7 | | 1 | | 1 | 4 | 1 | 8 | 2 | 1 | 1 | | | 110 |
| 60 | 39 | 21 | 50 | 28 | 22 | 32 | 16 | 16 | 15 | 4 | 11 | 2 | 2 | 111 |
| 1,614 | 787 | 827 | 1,174 | 469 | 705 | 665 | 252 | 413 | 585 | 163 | 432 | 41 | 22 | 112 |
| 590 | 335 | 255 | 407 | 227 | 180 | 171 | 85 | 86 | 115 | 46 | 69 | 12 | 8 | 113 |
| 7 | 3 | 4 | 6 | 3 | 2 | 6 | 5 | 1 | 4 | 2 | 2 | | | 114 |
| 1,324 | 1,292 | 32 | 1,067 | 1,045 | 22 | 185 | 179 | 6 | 12 | 10 | 2 | | | 115 |
| 156 | 70 | 86 | 163 | 67 | 96 | 107 | 53 | 54 | 65 | 8 | 43 | 1 | 1 | 116 |
| 66 | 40 | 26 | 36 | 21 | 15 | 14 | 7 | 7 | 8 | 3 | 5 | 9 | 4 | 117 |
| 106 | 43 | 63 | 97 | 37 | 60 | 71 | 34 | 37 | 65 | 25 | 40 | 6 | 4 | 118 |
| 5 | 4 | 1 | 3 | 2 | 1 | 1 | 1 | 1 | 6 | 1 | 5 | | | 119 |
| 13 | 8 | 5 | 11 | 9 | 2 | 9 | 5 | 4 | 4 | 1 | 3 | 2 | 2 | 120 |
| 1,858 | 381 | 1,177 | 1,884 | 695 | 1,189 | 1,182 | 419 | 713 | 670 | 253 | 417 | 72 | 25 | 121 |
| 4 | 4 | 4 | 7 | 6 | 1 | 4 | 4 | 3 | 6 | 4 | 2 | | | 122 |
| 3 | 2 | 1 | 7 | 4 | 3 | 2 | 1 | 1 | 2 | 2 | 1 | | | 123 |
| 117 | 112 | 5 | 83 | 77 | 6 | 36 | 31 | 5 | 11 | 8 | 3 | 1 | 1 | 124 |
| 4 | 3 | 1 | 4 | 1 | 3 | 3 | 2 | 1 | 2 | 2 | 2 | | | 125 |
| 18 | 7 | 111 | 185 | 80 | 105 | 114 | 58 | 56 | 71 | 32 | 39 | 22 | 7 | 126 |
| 1,510 | 569 | 941 | 1,579 | 603 | 976 | 937 | 373 | 564 | 657 | 275 | 382 | 178 | 59 | 127 |
| 31 | 12 | 19 | 41 | 17 | 24 | 28 | 11 | 17 | 20 | 7 | 13 | 3 | 1 | 128 |
| 6 | 6 | 3 | 3 | 2 | 1 | 1 | 1 | 1 | 1 | 1 | 1 | | | 129 |
| 35 | 22 | 13 | 39 | 34 | 5 | 14 | 13 | 1 | 5 | 4 | 1 | | | 130 |
| 252 | 76 | 176 | 261 | 90 | 171 | 189 | 77 | 112 | 133 | 49 | 84 | 62 | 22 | 131 |
| 675 | 420 | 255 | 474 | 296 | 178 | 165 | 105 | 60 | 35 | 20 | 15 | 40 | 39 | 132 |
| 1,727 | 647 | 1,080 | 1,151 | 429 | 722 | 580 | 207 | 383 | 348 | 113 | 230 | 105 | 38 | 133 |
| 3 | 2 | 1 | 7 | 2 | 5 | 4 | 3 | 1 | 4 | 2 | 2 | | | 134 |
| 13 | 8 | 5 | 6 | 3 | 3 | 3 | 3 | 3 | 2 | 2 | 2 | | | 135 |
| 34 | 30 | 4 | 13 | 10 | 3 | 3 | 3 | 3 | 1 | 1 | 1 | 13 | 11 | 136 |
| 3 | 1 | 2 | 3 | 4 | 4 | 4 | 1 | 3 | 5 | 3 | 2 | | | 137 |
| 7 | 6 | 1 | 4 | 4 | 4 | 5 | 1 | 4 | 2 | 2 | 2 | | | 138 |
| 11 | 5 | 6 | 5 | 5 | 2 | 5 | 1 | 4 | 2 | 2 | 2 | | | 139 |
| 5 | 2 | 3 | 8 | 4 | 4 | 1 | 1 | 1 | 2 | 2 | 2 | | | 140 |
| 59 | 56 | 3 | 40 | 36 | 4 | 10 | 7 | 3 | | | | 2 | 2 | 141 |
| 57 | 30 | 27 | 91 | 29 | 62 | 64 | 30 | 34 | 53 | 23 | 30 | 5 | 2 | 142 |
| 23 | 15 | 8 | 18 | 3 | 15 | 11 | 3 | 8 | 9 | 3 | 6 | 2 | 2 | 143 |
| 93 | 62 | 46 | 130 | 69 | 61 | 97 | 49 | 48 | 83 | 86 | 47 | 21 | 9 | 144 |
| 3 | 1 | 2 | 4 | 3 | 1 | 1 | 1 | 1 | 1 | 1 | 1 | | | 145 |
| 15 | 5 | 10 | 19 | 12 | 7 | 6 | 4 | 2 | 17 | 7 | 10 | 2 | 2 | 146 |
| 67 | 59 | 8 | 19 | 16 | 3 | 6 | 4 | 2 | 7 | 5 | 2 | | | 147 |
| 6 | 5 | 1 | 4 | 2 | 2 | 7 | 3 | 4 | 6 | 2 | 4 | | | 148 |
| 53 | 31 | 22 | 45 | 26 | 19 | 34 | 15 | 19 | 32 | 15 | 17 | 6 | 2 | 149 |
| 45 | 29 | 16 | 37 | 13 | 24 | 23 | 9 | 14 | 21 | 11 | 10 | 2 | 2 | 150 |
| 124 | 35 | 89 | 212 | 89 | 123 | 175 | 88 | 87 | 156 | 78 | 78 | 8 | 4 | 151 |
| 66 | 44 | 22 | 61 | 27 | 34 | 38 | 15 | 23 | 28 | 9 | 19 | 12 | 4 | 152 |
| 9 | 6 | 3 | 6 | 1 | 5 | 1 | 1 | 1 | 2 | 1 | 1 | | | 153 |
| 7 | 2 | 5 | 7 | 3 | 4 | 10 | 6 | 4 | 7 | 4 | 3 | | | 154 |
| 3,305 | 1,295 | 2,510 | 4,255 | 1,546 | 2,709 | 2,516 | 1,066 | 1,450 | 2,098 | 789 | 1,309 | 22 | 6 | 155 |
| 13 | 9 | 4 | 5 | 3 | 2 | 6 | 2 | 4 | | | | | | 156 |
| 37 | 11 | 26 | 48 | 18 | 30 | 33 | 18 | 15 | 20 | 7 | 13 | 9 | 4 | 157 |
| 22 | 9 | 13 | 27 | 19 | 8 | 16 | 10 | 6 | 12 | 10 | 10 | | | 158 |
| 19 | 10 | 9 | 26 | 8 | 18 | 25 | 11 | 14 | 39 | 19 | 20 | 21 | 6 | 159 |
| 606 | 272 | 334 | 476 | 210 | 266 | 274 | 122 | 152 | 190 | 79 | 111 | 53 | 15 | 160 |
| 1 | 1 | | 1 | 1 | | | | | | | | | | 161 |
| 29 | 12 | 17 | 16 | 8 | 8 | 17 | 7 | 10 | 8 | 4 | 4 | | | 162 |
| 19 | 9 | 10 | 11 | 6 | 5 | 10 | 3 | 7 | 7 | 2 | 5 | | | 163 |
| 21 | 9 | 12 | 14 | 9 | 5 | 14 | 6 | 3 | 11 | 4 | 7 | 2 | 2 | 164 |
| 30 | 14 | 16 | 26 | 17 | 9 | 8 | 2 | 6 | 9 | 4 | 5 | | | 165 |

STATISTICS OF POPULATION.

TABLE 84.—TOTAL ILLITERATE POPULATION 10 YEARS OF AGE AND OVER, CLASSIFIED BY GENERAL NATIVITY AND COLOR, BY COUNTIES: 1900.

[The designation "illiterate" comprehends all persons who can neither read nor write or who can read but can not write. The designation "native white—native parents" comprehends all native white persons having either both parents native born, one parent native born and one parent unknown, or both parents unknown, while the designation "native white—foreign parents" comprehends all native white persons having either one or both parents foreign born.]

| COUNTIES. | Aggregate. | NATIVE WHITE. | | | COLORED. ¹ | | COUNTIES. | Aggregate. | NATIVE WHITE. | | | COLORED. ¹ | |
|------------------------|------------|-----------------|------------------|----------------|-----------------------|---------------------|-------------------------------------|------------|-----------------|------------------|----------------|-----------------------|---------------------|
| | | Native parents. | Foreign parents. | Foreign white. | Total. | Negro. ² | | | Native parents. | Foreign parents. | Foreign white. | Total. | Negro. ² |
| Alabama..... | 443,590 | 102,779 | 791 | 1,313 | 338,707 | 338,605 | Arizona—Con. | | | | | | |
| Autauga..... | 5,486 | 531 | 1 | 1 | 4,953 | 4,953 | Mariopa..... | 2,485 | 78 | 234 | 636 | 1,537 | 14 |
| Baldwin..... | 2,569 | 1,025 | 28 | 42 | 1,474 | 1,474 | Mohave..... | 887 | 4 | 2 | 12 | 869 | 45 |
| Barbour..... | 10,454 | 1,312 | 6 | 4 | 9,132 | 9,132 | Navajo..... | 3,314 | 91 | 13 | 18 | 3,192 | 37 |
| Bibb..... | 3,757 | 1,345 | 12 | 71 | 2,329 | 2,329 | Pima..... | 3,794 | 104 | 429 | 1,780 | 1,481 | 28 |
| Blount..... | 3,192 | 2,657 | 9 | 3 | 523 | 523 | Pinal..... | 2,445 | 30 | 171 | 635 | 1,609 | 15 |
| Bullock..... | 11,608 | 358 | | 4 | 11,246 | 11,245 | Santa Cruz..... | 1,103 | 32 | 154 | 909 | 8 | 1 |
| Butler..... | 6,740 | 951 | 5 | 2 | 5,782 | 5,782 | Yavapai..... | 1,144 | 64 | 128 | 530 | 422 | 25 |
| Calhoun..... | 5,708 | 2,499 | 24 | 19 | 3,166 | 3,165 | Yuma..... | 898 | 17 | 154 | 336 | 39. | 3 |
| Chambers..... | 7,944 | 1,289 | 10 | | 6,645 | 6,645 | San Carlos reservation ³ | 2,049 | | | | 2,049 | |
| Cherokee..... | 3,799 | 2,747 | 14 | 3 | 1,035 | 1,035 | Arkansas..... | 190,655 | 74,823 | 1,208. | 1,124 | 113,495 | 113,453 |
| Chilton..... | 3,332 | 2,008 | 11 | 21 | 1,292 | 1,292 | Arkansas..... | 1,584 | 381 | 20 | 53 | 1,130 | 1,130 |
| Choctaw..... | 4,341 | 763 | 2 | 2 | 3,574 | 3,573 | Ashley..... | 4,335 | 451 | 5 | 1 | 3,878 | 3,878 |
| Clarke..... | 7,958 | 1,332 | 10 | 1 | 6,565 | 6,561 | Baxter..... | 898 | 890 | 4 | 1 | 3 | 3 |
| Clay..... | 2,427 | 1,820 | 10 | | 597 | 597 | Benton..... | 1,338 | 1,293 | 21 | 16 | 8 | 8 |
| Cleburne..... | 2,418 | 2,097 | 12 | | 309 | 309 | Boone..... | 1,323 | 1,260 | 14 | 3 | 51 | 51 |
| Coffee..... | 4,748 | 2,982 | 14 | 1 | 1,751 | 1,751 | Bradley..... | 1,555 | 430 | 5 | | 1,120 | 1,120 |
| Colbert..... | 4,448 | 1,177 | 8 | 20 | 3,243 | 3,243 | Calhoun..... | 1,409 | 325 | 4 | 1 | 1,079 | 1,079 |
| Conecuh..... | 4,308 | 1,209 | 2 | 1 | 3,096 | 3,096 | Carroll..... | 1,539 | 1,463 | 25 | 17 | 34 | 34 |
| Coosa..... | 3,020 | 1,035 | 4 | | 1,981 | 1,981 | Chicot..... | 4,625 | 47 | 1 | 16 | 4,561 | 4,561 |
| Covington..... | 3,419 | 2,200 | 9 | 1 | 1,209 | 1,209 | Clark..... | 2,722 | 844 | 12 | 5 | 1,861 | 1,861 |
| Crenshaw..... | 4,234 | 1,859 | 4 | | 2,371 | 2,366 | Clay..... | 1,981 | 1,926 | 38 | 8 | 9 | 9 |
| Cullman..... | 1,601 | 1,556 | 27 | 9 | 1,896 | 1,896 | Cleburne..... | 1,100 | 1,088 | 5 | 1 | 6 | 6 |
| Dale..... | 4,211 | 2,305 | 8 | 1 | 22,079 | 22,079 | Cleveland..... | 1,646 | 519 | 4 | 3 | 1,020 | 1,020 |
| Dallas..... | 22,357 | 266 | 7 | 5 | 262 | 262 | Columbia..... | 3,647 | 605 | 10 | 12 | 3,020 | 3,020 |
| Dekalb..... | 2,546 | 2,262 | 17 | 5 | 5,107 | 5,107 | Conway..... | 3,341 | 1,347 | 36 | 40 | 1,918 | 1,918 |
| Elmore..... | 6,405 | 1,295 | 3 | | 1,058 | 1,058 | Craighead..... | 2,162 | 1,800 | 31 | 11 | 320 | 320 |
| Escambia..... | 1,930 | 668 | 3 | 1 | 1,266 | 1,256 | Crawford..... | 2,445 | 1,848 | 29 | 7 | 561 | 561 |
| Etowah..... | 3,942 | 2,524 | 12 | 4 | 1,402 | 1,402 | Crittenden..... | 4,547 | 63 | 1 | 1 | 4,459 | 4,459 |
| Fayette..... | 2,167 | 1,561 | 15 | 2 | 569 | 569 | Cross..... | 2,169 | 563 | 16 | 3 | 1,587 | 1,587 |
| Franklin..... | 2,932 | 2,070 | 10 | 36 | 836 | 836 | Dallas..... | 1,602 | 253 | 7 | 1 | 1,341 | 1,341 |
| Geneva..... | 3,316 | 2,254 | 4 | | 1,058 | 1,058 | Desha..... | 3,766 | 101 | 6 | 1 | 3,657 | 3,657 |
| Greene..... | 9,842 | 123 | 6 | 2 | 9,711 | 9,711 | Drew..... | 3,524 | 468 | 13 | 1 | 3,042 | 3,042 |
| Hale..... | 10,765 | 430 | 1 | 5 | 10,329 | 10,329 | Faulkner..... | 2,483 | 1,306 | 26 | 31 | 1,120 | 1,119 |
| Henry..... | 9,070 | 3,266 | 10 | 3 | 5,791 | 5,791 | Franklin..... | 1,693 | 1,546 | 28 | 24 | 95 | 95 |
| Jackson..... | 4,808 | 3,715 | 15 | 2 | 1,076 | 1,073 | Fulton..... | 1,305 | 1,272 | 12 | 3 | 18 | 18 |
| Jefferson..... | 25,009 | 4,532 | 118 | 688 | 19,671 | 19,670 | Garland..... | 2,082 | 1,158 | 20 | 56 | 833 | 833 |
| Lamar..... | 2,613 | 1,565 | 10 | 2 | 1,036 | 1,036 | Grant..... | 724 | 496 | 1 | | 227 | 227 |
| Lauderdale..... | 4,431 | 1,905 | 24 | 14 | 2,488 | 2,488 | Greene..... | 1,407 | 1,360 | 12 | 14 | 21 | 21 |
| Lawrence..... | 4,578 | 1,880 | 5 | 4 | 2,689 | 2,688 | Hempstead..... | 3,881 | 619 | 3 | 2 | 3,257 | 3,257 |
| Lee..... | 8,109 | 620 | 4 | 2 | 7,483 | 7,483 | Hot Spring..... | 1,346 | 973 | 10 | 1 | 862 | 862 |
| Limestone..... | 5,055 | 1,264 | 9 | 3 | 3,779 | 3,779 | Howard..... | 1,532 | 855 | 17 | 5 | 705 | 705 |
| Lowndes..... | 14,890 | 209 | 1 | 1 | 14,679 | 14,679 | Independence..... | 2,607 | 2,225 | 30 | 3 | 349 | 349 |
| Macon..... | 7,057 | 160 | | | 6,897 | 6,897 | Izard..... | 1,535 | 1,427 | 14 | 1 | 93 | 93 |
| Madison..... | 10,689 | 2,731 | 21 | 8 | 7,929 | 7,929 | Jackson..... | 3,276 | 1,735 | 29 | 10 | 1,502 | 1,499 |
| Marengo..... | 14,922 | 492 | 4 | | 14,436 | 14,436 | Jefferson..... | 9,908 | 302 | 9 | 11 | 9,586 | 9,582 |
| Marion..... | 1,917 | 1,695 | 7 | 1 | 214 | 214 | Johnson..... | 1,622 | 1,495 | 19 | 37 | 131 | 130 |
| Marshall..... | 3,637 | 3,655 | 19 | 2 | 561 | 561 | Lafayette..... | 2,364 | 241 | 5 | 2 | 2,116 | 2,116 |
| Mobile..... | 11,170 | 961 | 89 | 182 | 9,938 | 9,928 | Lawrence..... | 1,954 | 1,630 | 33 | 9 | 232 | 232 |
| Monroe..... | 6,766 | 1,076 | 5 | 1 | 5,684 | 5,668 | Lee..... | 5,132 | 217 | 10 | 13 | 4,892 | 4,892 |
| Montgomery..... | 23,340 | 478 | 7 | 14 | 22,841 | 22,837 | Lincoln..... | 3,772 | 221 | 9 | 4 | 3,538 | 3,538 |
| Morgan..... | 4,014 | 1,556 | 17 | 10 | 2,431 | 2,429 | Little River..... | 2,963 | 600 | 7 | 11 | 2,345 | 2,345 |
| Perry..... | 10,920 | 378 | 1 | 2 | 10,539 | 10,539 | Logan..... | 1,856 | 1,559 | 29 | 47 | 221 | 221 |
| Pickens..... | 7,217 | 764 | 3 | | 6,450 | 6,450 | Lonoke..... | 3,339 | 635 | 6 | 7 | 2,741 | 2,741 |
| Pike..... | 6,867 | 1,689 | 5 | 5 | 5,168 | 5,168 | Madison..... | 2,103 | 2,056 | 22 | 6 | 19 | 19 |
| Randolph..... | 3,937 | 2,178 | 7 | 1 | 1,751 | 1,751 | Marion..... | 1,340 | 1,315 | 7 | 3 | 15 | 15 |
| Russell..... | 9,836 | 399 | | 1 | 9,436 | 9,435 | Miller..... | 2,949 | 458 | 16 | 29 | 2,446 | 2,444 |
| St. Clair..... | 3,330 | 2,139 | 9 | 6 | 1,176 | 1,176 | Mississippi..... | 3,641 | 713 | 14 | 5 | 2,909 | 2,908 |
| Shelby..... | 4,142 | 1,822 | 10 | 4 | 2,306 | 2,306 | Monroe..... | 3,813 | 340 | 7 | 5 | 3,461 | 3,461 |
| Sumter..... | 12,043 | 172 | 3 | 3 | 11,865 | 11,865 | Montgomery..... | 1,063 | 962 | 7 | | 94 | 94 |
| Talladega..... | 8,485 | 2,084 | 11 | 10 | 6,380 | 6,380 | Nevada..... | 2,449 | 571 | 16 | 2 | 1,860 | 1,860 |
| Tallapoosa..... | 5,791 | 1,323 | 7 | | 3,961 | 3,961 | Newton..... | 1,902 | 1,881 | 16 | 2 | 3 | 3 |
| Tuscaloosa..... | 8,728 | 2,530 | 19 | 18 | 6,161 | 6,161 | Ouachita..... | 3,852 | 355 | 6 | 6 | 3,485 | 3,484 |
| Walker..... | 3,985 | 2,665 | 25 | 48 | 1,247 | 1,247 | Perry..... | 838 | 687 | 9 | 4 | 133 | 133 |
| Washington..... | 2,985 | 663 | 4 | 9 | 2,309 | 2,309 | Phillips..... | 7,106 | 100 | 3 | 25 | 6,978 | 6,978 |
| Wilcox..... | 13,692 | 307 | 3 | 1 | 13,381 | 13,381 | Pike..... | 950 | 789 | 4 | | 157 | 157 |
| Winston..... | 1,443 | 1,425 | 11 | 2 | 8 | 5 | Poinsett..... | 861 | 469 | 12 | 9 | 371 | 371 |
| Alaska..... | 23,311 | 141 | 52 | 572 | 22,546 | 6 | Polk..... | 1,910 | 1,800 | 29 | 14 | 67 | 67 |
| Northern district..... | 9,554 | 19 | 9 | 85 | 9,441 | 5 | Pope..... | 2,336 | 1,838 | 33 | 20 | 445 | 445 |
| Southern district..... | 13,757 | 122 | 43 | 487 | 13,105 | 1 | Prairie..... | 1,853 | 488 | 18 | 68 | 1,279 | 1,279 |
| Arizona..... | 27,307 | 1,266 | 1,830 | 7,552 | 16,659 | 211 | Pulaski..... | 8,663 | 1,054 | 77 | 199 | 7,333 | 7,323 |
| Apache..... | 4,097 | 352 | 20 | 28 | 3,697 | 1 | Randolph..... | 2,591 | 2,308 | 31 | 20 | 232 | 232 |
| Cochise..... | 1,064 | 43 | 139 | 320 | 62 | 18 | St. Francis..... | 3,734 | 495 | 6 | 8 | 3,225 | 3,225 |
| Coconino..... | 897 | 108 | 8 | 39 | 742 | 4 | Saline..... | 1,492 | 867 | 15 | 32 | 578 | 578 |
| Gila..... | 723 | 53 | 29 | 119 | 522 | 7 | Scott..... | 1,391 | 1,335 | 20 | | 36 | 35 |
| Graham..... | 2,407 | 290 | 349 | 1,690 | 78 | 13 | Searcy..... | 1,608 | 1,590 | 6 | 2 | 10 | 10 |
| | | | | | | | Sebastian..... | 2,417 | 1,414 | 68 | 93 | 842 | 832 |

¹ Persons of negro descent, Chinese, Japanese, and Indians.

² Includes all persons of negro descent.

³ Indian reservation.

ILLITERACY.

TABLE 84.—TOTAL ILLITERATE POPULATION 10 YEARS OF AGE AND OVER, CLASSIFIED BY GENERAL NATIVITY AND COLOR, BY COUNTIES: 1900—Continued.

| COUNTIES. | Aggre- gate. | NATIVE WHITE. | | Foreign white. | COLORED. ¹ | | COUNTIES. | Aggre- gate. | NATIVE WHITE. | | Foreign white. | COLORED. ¹ | |
|-----------------|-----------------|--------------------|---------------------|-------------------|-----------------------|---------------------|-------------------|-----------------|--------------------|---------------------|-------------------|-----------------------|---------------------|
| | | Native parents. | Foreign parents. | | Total. | Negro. ² | | | Native parents. | Foreign parents. | | Total. | Negro. ² |
| Arkansas—Con. | | | | | | | Colorado—Con. | | | | | | |
| Sevier | 1,592 | 1,149 | 16 | 6 | 421 | 419 | Custer | 52 | 17 | 6 | 29 | | |
| Sharp | 1,298 | 1,219 | 11 | 7 | 61 | 61 | Delta | 62 | 18 | 4 | 38 | | |
| Stone | 1,101 | 1,064 | 6 | | 31 | 31 | Dolores | 45 | 2 | | 40 | | 3 |
| Union | 4,829 | 758 | 8 | 4 | 3,559 | 3,559 | Douglas | 19 | 11 | 4 | 4 | | |
| Van Buren | 1,445 | 1,359 | 7 | 2 | 77 | 77 | Eagle | 40 | 8 | 5 | 25 | | 2 |
| Washington | 2,013 | 1,720 | 23 | 44 | 226 | 226 | Elbert | 33 | 8 | 5 | 20 | | |
| White | 1,956 | 1,341 | 26 | 9 | 577 | 577 | El Paso | 305 | 44 | 14 | 168 | 79 | 75 |
| Woodruff | 3,475 | 477 | 9 | 2 | 2,987 | 2,987 | Fremont | 466 | 86 | 34 | 323 | 23 | 20 |
| Yell | 2,565 | 2,111 | 21 | 5 | 428 | 428 | Garfield | 205 | 17 | 5 | 177 | 6 | 6 |
| | | | | | | | Gilpin | 175 | 5 | 10 | 152 | 8 | 5 |
| California | 58,959 | 4,983 | 3,337 | 27,267 | 23,372 | 1,211 | Grand | 2 | 2 | | | | |
| Alameda | 4,958 | 90 | 236 | 3,811 | 821 | 71 | Gunnison | 159 | 23 | 10 | 116 | 10 | 9 |
| Alpine | 110 | | 1 | 5 | 104 | | Hinsdale | 54 | 10 | 6 | 32 | 6 | 6 |
| Amador | 563 | 26 | 18 | 378 | 141 | 5 | Huerfano | 1,897 | 1,283 | 285 | 290 | 39 | 25 |
| Butte | 613 | 52 | 20 | 144 | 397 | 14 | Jefferson | 257 | 11 | 12 | 220 | 14 | 7 |
| Calaveras | 547 | 36 | 36 | 343 | 132 | 17 | Kiowa | 4 | 1 | | 3 | | |
| Colusa | 243 | 29 | 5 | 32 | 177 | 9 | Kit Carson | 24 | 11 | 2 | 11 | | |
| Contra Costa | 1,380 | 45 | 66 | 1,069 | 200 | 9 | Lake | 393 | 10 | 19 | 346 | 18 | 18 |
| Del Norte | 233 | 6 | 23 | 175 | 88 | | La Plata | 448 | 134 | 2 | 52 | 260 | 3 |
| Eldorado | 345 | 33 | 8 | 117 | 187 | 19 | Larimer | 89 | 43 | 13 | 27 | 6 | 4 |
| Fresno | 1,968 | 96 | 71 | 788 | 1,013 | 58 | Las Animas | 3,358 | 2,829 | 57 | 439 | 33 | 29 |
| Glenn | 180 | 32 | 6 | 71 | 71 | 2 | Lincoln | 56 | 4 | 2 | 50 | | |
| Humboldt | 1,298 | 79 | 9 | 343 | 867 | 1 | Logan | 75 | 6 | 2 | 52 | 15 | 3 |
| Inyo | 639 | 12 | 3 | 36 | 588 | 2 | Mesa | 13 | 6 | | 5 | 2 | 2 |
| Kern | 931 | 78 | 78 | 280 | 495 | 18 | Mineral | 13 | 6 | | | | |
| Kings | 826 | 66 | 34 | 281 | 395 | 10 | Montezuma | 452 | 32 | 5 | 9 | 406 | |
| Lake | 356 | 35 | 3 | 43 | 275 | | Montrose | 41 | 20 | | 20 | 1 | 1 |
| Lassen | 358 | 17 | 5 | 69 | 267 | | Morgan | 23 | 9 | 2 | 10 | 2 | 2 |
| Los Angeles | 4,453 | 858 | 516 | 1,954 | 1,125 | 379 | Otero | 304 | 100 | 13 | 177 | 14 | 13 |
| Madera | 609 | 29 | 19 | 151 | 410 | | Ouray | 34 | 8 | 4 | 18 | 4 | 4 |
| Marin | 902 | 51 | 44 | 633 | 174 | 20 | Park | 47 | 6 | 10 | 22 | 9 | 6 |
| Mariposa | 259 | 31 | 17 | 90 | 121 | 5 | Phillips | 14 | 4 | 3 | 7 | | |
| Mendocino | 1,074 | 52 | 12 | 402 | 608 | 14 | Pitkin | 349 | 11 | 6 | 330 | 2 | 2 |
| Merced | 397 | 47 | 34 | 243 | 73 | 8 | Prowers | 32 | 16 | | 3 | 13 | 12 |
| Modoc | 281 | 36 | 6 | 9 | 230 | 2 | Pueblo | 1,770 | 394 | 47 | 1,089 | 240 | 218 |
| Mono | 173 | 1 | | 35 | 137 | 1 | Rio Blanco | 15 | 10 | | 4 | 1 | 1 |
| Monterey | 1,569 | 222 | 120 | 399 | 828 | 23 | Rio Grande | 227 | 196 | 6 | 23 | 2 | 2 |
| Napa | 805 | 94 | 27 | 492 | 192 | 8 | Routt | 46 | 28 | 4 | 14 | | |
| Nevada | 551 | 29 | 26 | 239 | 207 | 16 | Saguache | 270 | 233 | 2 | 35 | | |
| Orange | 469 | 149 | 92 | 152 | 76 | 22 | San Juan | 33 | 1 | 2 | 25 | 5 | 1 |
| Placer | 522 | 37 | 24 | 184 | 277 | 4 | San Miguel | 84 | 11 | 1 | 52 | 20 | 9 |
| Plumas | 262 | 8 | 5 | 47 | 202 | | Sedgwick | 8 | 1 | | 6 | 1 | 1 |
| Riverside | 677 | 111 | 53 | 117 | 396 | 29 | Summit | 38 | 5 | 1 | 32 | | |
| Sacramento | 2,645 | 58 | 69 | 655 | 1,863 | 33 | Teller | 293 | 44 | 13 | 190 | 46 | 46 |
| San Benito | 317 | 39 | 37 | 204 | 37 | 9 | Washington | 32 | 5 | | 21 | 6 | 6 |
| San Bernardino | 1,092 | 148 | 111 | 291 | 542 | 26 | Weld | 153 | 47 | 12 | 91 | 3 | 2 |
| San Diego | 2,081 | 136 | 166 | 550 | 1,229 | 55 | Yuma | 50 | 7 | 2 | 41 | | |
| San Francisco | 8,960 | 127 | 261 | 5,743 | 2,829 | 92 | Connecticut | 42,973 | 1,958 | 1,720 | 37,723 | 1,572 | 1,441 |
| San Joaquin | 1,231 | 81 | 31 | 768 | 351 | 18 | Fairfield | 7,378 | 348 | 217 | 6,447 | 366 | 343 |
| San Luis Obispo | 730 | 230 | 126 | 382 | 42 | 15 | Hartford | 8,949 | 229 | 209 | 8,240 | 271 | 245 |
| San Mateo | 799 | 23 | 26 | 561 | 189 | 9 | Litchfield | 2,913 | 361 | 97 | 2,856 | 99 | 94 |
| Santa Barbara | 886 | 422 | 74 | 282 | 108 | 10 | Middlesex | 1,487 | 96 | 49 | 1,301 | 41 | 37 |
| Santa Clara | 2,993 | 216 | 276 | 1,629 | 872 | 20 | New Haven | 12,133 | 198 | 250 | 11,209 | 476 | 430 |
| Santa Cruz | 924 | 102 | 67 | 464 | 291 | 10 | New London | 4,502 | 332 | 274 | 3,676 | 220 | 199 |
| Shasta | 643 | 76 | 23 | 124 | 420 | 37 | Tolland | 1,120 | 110 | 102 | 893 | 15 | 13 |
| Sierra | 291 | 3 | 9 | 68 | 211 | 1 | Windham | 4,491 | 284 | 522 | 3,601 | 84 | 80 |
| Siskiyou | 758 | 72 | 23 | 196 | 467 | 4 | Delaware | 17,531 | 5,840 | 232 | 2,476 | 8,983 | 8,967 |
| Solano | 793 | 22 | 14 | 527 | 230 | 10 | Kent | 4,118 | 1,610 | 25 | 44 | 2,439 | 2,436 |
| Sonoma | 1,458 | 233 | 166 | 665 | 394 | 6 | Newcastle | 7,961 | 1,035 | 197 | 2,416 | 4,313 | 4,305 |
| Stanislaus | 241 | 20 | 6 | 111 | 104 | 4 | Sussex | 5,452 | 3,195 | 10 | 16 | 2,231 | 2,226 |
| Sutter | 272 | 13 | 2 | 22 | 235 | 2 | Dist. of Columbia | 20,028 | 975 | 163 | 1,342 | 17,548 | 17,462 |
| Tehama | 493 | 62 | 11 | 66 | 354 | 19 | The District | 20,028 | 975 | 163 | 1,342 | 17,548 | 17,462 |
| Trinity | 299 | 23 | 8 | 40 | 228 | | Florida | 84,285 | 16,470 | 569 | 2,145 | 65,101 | 64,816 |
| Tulare | 432 | 66 | 14 | 115 | 237 | 17 | Alachua | 5,372 | 592 | 8 | 10 | 4,762 | 4,762 |
| Tuolumne | 490 | 22 | 18 | 279 | 171 | 13 | Baker | 665 | 341 | | 1 | 321 | 321 |
| Ventura | 778 | 216 | 125 | 255 | 182 | 6 | Bradford | 1,531 | 703 | 4 | 4 | 820 | 820 |
| Yolo | 567 | 32 | 19 | 181 | 335 | 15 | Brevard | 256 | 42 | 5 | 3 | 206 | 149 |
| Yuba | 185 | 31 | 5 | 59 | 90 | 7 | Calhoun | 1,053 | 353 | | 1 | 699 | 699 |
| Colorado | 17,779 | 7,920 | 772 | 7,264 | 1,823 | 962 | Citrus | 978 | 86 | 5 | 11 | 876 | 876 |
| Arapahoe | 2,908 | 256 | 107 | 2,095 | 450 | 378 | Clay | 825 | 329 | 10 | 7 | 479 | 479 |
| Archuleta | 124 | 121 | 1 | 2 | | | Columbia | 3,422 | 521 | 3 | 1 | 2,897 | 2,897 |
| Baca | 11 | 9 | | 2 | | | Dade | 282 | 10 | 10 | 12 | 250 | 174 |
| Bent | 110 | 75 | 13 | 15 | 7 | 6 | De Soto | 709 | 466 | 8 | 6 | 229 | 228 |
| Boulder | 241 | 44 | 8 | 171 | 18 | 16 | | | | | | | |
| Chaffee | 105 | 17 | 2 | 71 | 15 | 11 | | | | | | | |
| Cheyenne | 11 | 2 | 2 | 5 | 2 | 2 | | | | | | | |
| Clear Creek | 61 | 4 | 1 | 47 | 9 | 6 | | | | | | | |
| Conejos | 934 | 912 | 1 | 8 | 13 | 2 | | | | | | | |
| Costilla | 728 | 703 | 7 | 10 | 8 | 1 | | | | | | | |

¹ Persons of negro descent, Chinese, Japanese, and Indians.

² Includes all persons of negro descent.

STATISTICS OF POPULATION.

TABLE 84.—TOTAL ILLITERATE POPULATION 10 YEARS OF AGE AND OVER, CLASSIFIED BY GENERAL NATIVITY AND COLOR, BY COUNTIES: 1900—Continued.

| COUNTIES. | Aggregate. | NATIVE WHITE. | | | COLORED. ¹ | | COUNTIES. | Aggregate. | NATIVE WHITE. | | | COLORED. ¹ | |
|---------------|------------|-----------------|------------------|----------------|-----------------------|---------------------|------------|------------|-----------------|------------------|----------------|-----------------------|---------------------|
| | | Native parents. | Foreign parents. | Foreign white. | Total. | Negro. ² | | | Native parents. | Foreign parents. | Foreign white. | Total. | Negro. ² |
| Florida—Con. | | | | | | Georgia—Con. | | | | | | | |
| Duval | 4,856 | 339 | 10 | 72 | 4,435 | 4,426 | Fannin | 1,954 | 1,885 | 4 | 65 | 65 | |
| Escambia | 4,332 | 778 | 59 | 152 | 3,343 | 3,342 | Fayette | 1,861 | 566 | 4 | 1,291 | 1,291 | |
| Franklin | 951 | 121 | 30 | 41 | 759 | 759 | Floyd | 5,512 | 2,067 | 11 | 3,427 | 3,427 | |
| Gadsden | 2,971 | 258 | 13 | | 2,700 | 2,700 | Forsyth | 1,348 | 1,020 | 3 | 325 | 325 | |
| Hamilton | 2,610 | 591 | 2 | | 2,017 | 2,017 | Franklin | 3,036 | 1,662 | 2 | 1,372 | 1,372 | |
| Hernando | 706 | 63 | | | 643 | 643 | Fulton | 16,317 | 2,613 | 42 | 13,441 | 13,421 | |
| Hillsboro | 3,088 | 250 | 81 | 1,147 | 1,610 | 1,602 | Gilmer | 1,695 | 1,679 | 2 | 14 | 14 | |
| Holmes | 1,841 | 1,332 | 5 | | 504 | 504 | Glascocock | 1,067 | 485 | | 582 | 582 | |
| Jackson | 6,112 | 1,404 | 16 | 4 | 4,688 | 4,686 | Glynn | 2,835 | 97 | 8 | 2,717 | 2,717 | |
| Jefferson | 4,711 | 135 | 1 | 2 | 4,573 | 4,573 | Gordon | 1,422 | 987 | 1 | 434 | 434 | |
| Lafayette | 813 | 564 | 2 | | 247 | 247 | Greene | 4,848 | 164 | | 4,683 | 4,683 | |
| Lake | 765 | 124 | 3 | 5 | 633 | 631 | Gwinnett | 4,030 | 2,621 | 5 | 1,404 | 1,404 | |
| Lee | 353 | 161 | 13 | 13 | 161 | 42 | Habersham | 1,988 | 1,422 | | 566 | 566 | |
| Leon | 6,624 | 169 | | 4 | 6,461 | 6,459 | Hall | 2,860 | 1,909 | 6 | 941 | 941 | |
| Levy | 1,232 | 467 | 8 | 36 | 731 | 731 | Hancock | 4,864 | 227 | 4 | 4,632 | 4,632 | |
| Liberty | 737 | 138 | 6 | | 593 | 593 | Haralson | 1,625 | 1,167 | 11 | 427 | 424 | |
| Madison | 3,540 | 508 | 2 | | 3,030 | 3,030 | Harris | 4,449 | 149 | | 4,300 | 4,300 | |
| Manatee | 84 | 36 | 1 | 3 | 44 | 44 | Hart | 2,900 | 1,484 | 5 | 1,399 | 1,399 | |
| Marion | 3,937 | 165 | 2 | 13 | 3,757 | 3,757 | Heard | 2,343 | 812 | | 1,531 | 1,531 | |
| Monroe | 1,949 | 50 | 174 | 498 | 1,223 | 1,223 | Henry | 3,875 | 606 | 2 | 3,267 | 3,267 | |
| Nassau | 1,354 | 215 | 2 | 7 | 1,130 | 1,129 | Houston | 7,329 | 198 | | 7,128 | 7,128 | |
| Orange | 933 | 241 | 2 | 14 | 736 | 736 | Irwin | 2,314 | 747 | 7 | 1,551 | 1,550 | |
| Osceola | 315 | 177 | 2 | 4 | 132 | 132 | Jackson | 4,087 | 1,584 | 2 | 2,500 | 2,500 | |
| Pasco | 818 | 195 | 9 | 13 | 601 | 601 | Jasper | 4,320 | 292 | 1 | 4,025 | 4,025 | |
| Polk | 1,012 | 274 | 3 | 7 | 728 | 727 | Jefferson | 4,800 | 458 | | 4,341 | 4,341 | |
| Putnam | 1,241 | 181 | 1 | 4 | 1,055 | 1,055 | Johnson | 2,631 | 878 | | 1,752 | 1,752 | |
| St. John | 824 | 112 | 11 | 9 | 692 | 690 | Jones | 3,420 | 263 | | 3,157 | 3,157 | |
| Santa Rosa | 1,772 | 913 | 21 | 10 | 823 | 823 | Laurens | 5,764 | 1,480 | 2 | 4,278 | 4,278 | |
| Sumter | 731 | 116 | 1 | | 614 | 614 | Lee | 4,199 | 61 | 1 | 4,137 | 4,137 | |
| Suwanee | 2,575 | 611 | 9 | 3 | 1,952 | 1,952 | Liberty | 2,509 | 260 | 2 | 2,245 | 2,245 | |
| Taylor | 682 | 504 | 4 | 2 | 172 | 172 | Lincoln | 2,046 | 83 | 1 | 1,962 | 1,962 | |
| Volusia | 899 | 135 | 2 | 12 | 750 | 750 | Lowndes | 4,128 | 655 | 3 | 3,470 | 3,470 | |
| Wakulla | 1,060 | 223 | 1 | 2 | 834 | 834 | Lumpkin | 1,543 | 1,404 | 2 | 142 | 142 | |
| Walton | 1,032 | 646 | 8 | 4 | 374 | 374 | McDuffie | 2,824 | 258 | 2 | 2,563 | 2,563 | |
| Washington | 1,674 | 346 | 12 | 3 | 813 | 813 | McIntosh | 1,919 | 42 | 1 | 1,876 | 1,876 | |
| Georgia | 480,420 | 99,948 | 483 | 833 | 379,156 | 379,067 | Macon | 4,455 | 277 | 2 | 4,176 | 4,176 | |
| Appling | 1,963 | 947 | 4 | 1 | 1,011 | 1,011 | Madison | 2,723 | 1,166 | | 1,557 | 1,557 | |
| Baker | 2,145 | 226 | | | 1,919 | 1,919 | Marion | 2,544 | 363 | 5 | 2,171 | 2,171 | |
| Baldwin | 5,476 | 559 | 1 | 8 | 4,908 | 4,907 | Meriwether | 6,503 | 596 | 1 | 5,905 | 5,905 | |
| Banks | 1,834 | 1,146 | 2 | | 686 | 686 | Miller | 1,796 | 490 | | 1,306 | 1,306 | |
| Bartow | 3,947 | 1,901 | 8 | 9 | 2,029 | 2,029 | Milton | 1,057 | 773 | 4 | 279 | 279 | |
| Berrien | 3,429 | 1,445 | 5 | 1 | 1,978 | 1,977 | Mitchell | 3,929 | 611 | 3 | 3,315 | 3,315 | |
| Bibb | 9,931 | 1,086 | 13 | 52 | 8,780 | 8,772 | Monroe | 5,749 | 186 | | 5,563 | 5,563 | |
| Brooks | 3,911 | 306 | | 1 | 3,604 | 3,604 | Montgomery | 3,082 | 795 | 10 | 2,277 | 2,277 | |
| Bryan | 1,254 | 163 | | 1 | 1,091 | 1,091 | Morgan | 5,001 | 206 | | 4,793 | 4,793 | |
| Bulloch | 4,242 | 753 | 3 | 2 | 3,484 | 3,484 | Murray | 1,324 | 1,160 | 4 | 159 | 159 | |
| Burke | 9,731 | 244 | | 2 | 9,485 | 9,485 | Muscogee | 6,711 | 853 | 16 | 5,835 | 5,830 | |
| Butts | 2,585 | 201 | | | 2,384 | 2,384 | Newton | 3,501 | 709 | 2 | 2,790 | 2,790 | |
| Calhoun | 3,216 | 74 | | | 3,142 | 3,142 | Oconee | 2,037 | 370 | 2 | 1,665 | 1,665 | |
| Camden | 1,946 | 245 | 1 | | 1,700 | 1,700 | Oglethorpe | 5,138 | 241 | 1 | 4,895 | 4,895 | |
| Campbell | 1,603 | 587 | 6 | 1 | 1,059 | 1,059 | Paulding | 2,274 | 1,841 | 8 | 424 | 424 | |
| Carroll | 3,541 | 1,824 | 2 | | 1,715 | 1,714 | Pickens | 1,615 | 1,491 | 7 | 115 | 115 | |
| Catoosa | 585 | 460 | 7 | 1 | 117 | 117 | Pierce | 1,374 | 629 | 4 | 741 | 741 | |
| Charlton | 628 | 388 | | 1 | 239 | 239 | Pike | 3,858 | 440 | | 3,417 | 3,416 | |
| Chatham | 13,494 | 311 | 37 | 277 | 12,869 | 12,845 | Polk | 3,110 | 1,728 | 8 | 1,370 | 1,368 | |
| Chattahoochee | 1,550 | 54 | | | 1,496 | 1,496 | Pulaski | 5,303 | 750 | 2 | 4,547 | 4,547 | |
| Chattooga | 1,916 | 1,342 | 6 | | 568 | 568 | Putnam | 4,475 | 105 | 2 | 4,364 | 4,364 | |
| Cherokee | 1,661 | 1,285 | 2 | 1 | 370 | 370 | Quitman | 1,560 | 91 | | 1,469 | 1,469 | |
| Clarke | 3,361 | 562 | 8 | 2 | 2,789 | 2,789 | Rabun | 927 | 879 | 3 | 44 | 44 | |
| Clay | 2,293 | 130 | 3 | 1 | 2,164 | 2,164 | Randolph | 4,763 | 345 | 2 | 4,421 | 4,421 | |
| Clayton | 1,660 | 292 | 2 | 2 | 1,364 | 1,364 | Richmond | 10,453 | 1,433 | 11 | 8,904 | 8,884 | |
| Clinch | 1,359 | 599 | 4 | | 1,256 | 1,256 | Rockdale | 1,327 | 247 | | 1,080 | 1,080 | |
| Cobb | 3,655 | 1,309 | 7 | 5 | 2,334 | 2,334 | Schley | 1,191 | 103 | | 1,088 | 1,088 | |
| Coffee | 3,111 | 1,082 | 8 | 2 | 2,019 | 2,019 | Screven | 4,925 | 733 | 17 | 4,174 | 4,174 | |
| Colquitt | 2,732 | 1,349 | | 1 | 1,382 | 1,382 | Spalding | 2,881 | 312 | 3 | 2,566 | 2,566 | |
| Columbia | 3,480 | 165 | | 1 | 3,314 | 3,314 | Stewart | 4,419 | 137 | | 4,281 | 4,281 | |
| Coweta | 5,823 | 799 | 3 | 1 | 5,020 | 5,020 | Sumter | 6,932 | 209 | 2 | 6,719 | 6,719 | |
| Crawford | 2,366 | 357 | | | 2,009 | 2,009 | Talbot | 3,447 | 106 | | 3,341 | 3,341 | |
| Dade | 478 | 312 | 5 | 2 | 159 | 159 | Taliaferro | 2,437 | 68 | | 2,368 | 2,368 | |
| Dawson | 769 | 701 | 3 | | 65 | 65 | Tattnall | 3,643 | 1,072 | 1 | 2,569 | 2,569 | |
| Decatur | 7,337 | 1,417 | 3 | | 5,967 | 5,967 | Taylor | 2,343 | 332 | | 1,961 | 1,961 | |
| Dekalb | 3,260 | 797 | 3 | | 2,460 | 2,460 | Telfair | 1,609 | 370 | 1 | 1,238 | 1,238 | |
| Dodge | 3,020 | 1,026 | 6 | | 1,988 | 1,988 | Terrell | 5,586 | 228 | | 5,357 | 5,357 | |
| Dooly | 7,564 | 989 | 6 | 2 | 6,567 | 6,567 | Thomas | 7,531 | 1,014 | 5 | 6,505 | 6,505 | |
| Dougherty | 5,327 | 59 | 2 | 1 | 5,265 | 5,265 | Towns | 693 | 662 | 1 | 30 | 30 | |
| Douglas | 1,358 | 703 | 2 | | 653 | 653 | Troup | 6,497 | 420 | 1 | 6,066 | 6,066 | |
| Early | 4,232 | 532 | 2 | | 3,698 | 3,698 | Twiggs | 2,581 | 325 | | 2,256 | 2,256 | |
| Echols | 834 | 375 | 6 | 1 | 452 | 452 | Union | 1,367 | 1,325 | 6 | 36 | 36 | |
| Effingham | 1,770 | 208 | 1 | 2 | 1,559 | 1,559 | Upson | 3,654 | 458 | | 3,196 | 3,196 | |
| Elbert | 4,398 | 857 | 6 | 3 | 3,532 | 3,532 | Walker | 2,028 | 1,315 | 18 | 688 | 688 | |
| Emanuel | 4,644 | 1,329 | 1 | 1 | 3,213 | 3,213 | | | | | | | |

¹ Persons of negro descent, Chinese, Japanese, and Indians.

Includes all persons of negro descent.

ILLITERACY.

TABLE 84.—TOTAL ILLITERATE POPULATION 10 YEARS OF AGE AND OVER, CLASSIFIED BY GENERAL NATIVITY AND COLOR, BY COUNTIES: 1900—Continued.

| COUNTIES. | Aggregate. | NATIVE WHITE. | | | COLORED. ¹ | | COUNTIES. | Aggregate. | NATIVE WHITE. | | | COLORED. ¹ | |
|----------------|------------|-----------------|------------------|----------------|-----------------------|---------------------|-------------|------------|-----------------|------------------|----------------|-----------------------|---------------------|
| | | Native parents. | Foreign parents. | Foreign white. | Total. | Negro. ² | | | Native parents. | Foreign parents. | Foreign white. | Total. | Negro. ² |
| Georgia—Con. | | | | | | Illinois—Con. | | | | | | | |
| Walton | 4,484 | 1,196 | 1 | 3,287 | 3,287 | Henderson | 203 | 137 | 15 | 47 | 4 | 4 | |
| Ware | 2,316 | 882 | 2 | 1,479 | 1,479 | Henry | 1,542 | 117 | 77 | 1,800 | 48 | 47 | |
| Warren | 3,398 | 287 | 2 | 3,109 | 3,109 | Iroquois | 1,120 | 295 | 220 | 579 | 26 | 26 | |
| Washington | 7,526 | 806 | 1 | 6,715 | 6,715 | Jackson | 2,168 | 1,429 | 132 | 204 | 408 | 408 | |
| Wayne | 1,146 | 485 | 3 | 655 | 655 | Jasper | 614 | 513 | 45 | 42 | 14 | 14 | |
| Webster | 1,889 | 193 | 1 | 1,695 | 1,695 | Jefferson | 1,454 | 1,217 | 64 | 112 | 61 | 59 | |
| White | 728 | 636 | 9 | 92 | 92 | Jersey | 678 | 343 | 95 | 200 | 40 | 40 | |
| Whitfield | 1,856 | 1,372 | 9 | 473 | 471 | Jo Daviess | 457 | 65 | 63 | 325 | 4 | 4 | |
| Wilcox | 2,213 | 744 | 2 | 1,472 | 1,472 | Johnson | 1,301 | 1,228 | 12 | 6 | 55 | 55 | |
| Wilkes | 6,863 | 155 | 1 | 6,707 | 6,707 | Kane | 2,503 | 90 | 207 | 2,121 | 85 | 85 | |
| Wilkinson | 2,609 | 452 | 1 | 2,154 | 2,154 | Kankakee | 1,674 | 155 | 350 | 1,125 | 44 | 44 | |
| Worth | 4,483 | 987 | 7 | 3,489 | 3,489 | Kendall | 358 | 25 | 25 | 298 | 10 | 10 | |
| Hawaii | | | | | | Knox | | | | | | | |
| Hawaii island | 42,340 | 1,768 | 429 | 5,344 | 54,799 | 34 | Lake | 1,160 | 270 | 54 | 682 | 154 | 154 |
| Kauai island | 14,487 | 603 | 117 | 1,866 | 11,901 | 7 | Lasalle | 1,449 | 36 | 73 | 1,814 | 26 | 26 |
| Lanai island | 6,796 | 112 | 37 | 546 | 6,101 | 1 | Lawrence | 3,449 | 194 | 219 | 2,986 | 50 | 50 |
| Maui island | 7,276 | 256 | 73 | 901 | 6,046 | 4 | Lee | 787 | 681 | 32 | 15 | 59 | 59 |
| Molokai island | 159 | 88 | 9 | 20 | 42 | ----- | Lea | 549 | 92 | 55 | 391 | 11 | 10 |
| Niihau island | 2 | 2 | ----- | ----- | ----- | ----- | Livingston | 951 | 165 | 111 | 596 | 79 | 78 |
| Oahu island | 13,620 | 707 | 193 | 2,011 | 10,709 | 22 | Logan | 1,320 | 932 | 73 | 246 | 69 | 69 |
| Idaho | | | | | | McDonough | | | | | | | |
| Ada | 5,505 | 633 | 229 | 1,305 | 3,333 | 37 | McHenry | 507 | 36 | 57 | 411 | 3 | 3 |
| Bannock | 227 | 71 | 5 | 20 | 131 | 6 | McLean | 1,822 | 505 | 218 | 928 | 171 | 170 |
| Bear Lake | 497 | 48 | 33 | 102 | 314 | 4 | Macon | 1,238 | 506 | 53 | 304 | 75 | 75 |
| Bingham | 62 | 13 | 43 | ----- | ----- | ----- | Macoupin | 1,292 | 609 | 101 | 517 | 65 | 65 |
| Blaine | 713 | 55 | 29 | 115 | 514 | 7 | Madison | 2,354 | 594 | 282 | 905 | 573 | 570 |
| Boise | 34 | 18 | 11 | 48 | 81 | ----- | Marion | 845 | 628 | 26 | 100 | 91 | 91 |
| Canyon | 232 | 22 | 3 | 53 | 154 | 1 | Marshall | 384 | 78 | 26 | 276 | 9 | 9 |
| Cassia | 91 | 47 | 6 | 13 | 25 | 2 | Mason | 374 | 276 | 34 | 64 | ----- | ----- |
| Custer | 34 | 8 | 2 | 16 | 8 | ----- | Massac | 1,005 | 450 | 25 | 21 | 509 | 508 |
| Elmore | 35 | 6 | 2 | 6 | 21 | ----- | Menard | 449 | 282 | 32 | 105 | 30 | 30 |
| Fremont | 162 | 22 | 26 | 95 | 19 | 2 | Mercer | 460 | 154 | 31 | 258 | 17 | 17 |
| Idaho | 386 | 35 | 7 | 29 | 265 | 1 | Monroe | 497 | 72 | 204 | 157 | 4 | 4 |
| Kootenai | 795 | 18 | 5 | 141 | 631 | 2 | Montgomery | 1,020 | 590 | 79 | 293 | 58 | 56 |
| Latah | 247 | 78 | 9 | 155 | 5 | 2 | Morgan | 1,517 | 755 | 32 | 466 | 214 | 214 |
| Lemhi | 337 | 13 | 6 | 9 | 309 | ----- | Moultrie | 364 | 322 | 21 | 21 | ----- | ----- |
| Lincoln | 67 | 22 | 5 | 12 | 28 | ----- | Ogle | 516 | 166 | 26 | 313 | 11 | 8 |
| Nez Perce | 773 | 49 | 8 | 53 | 663 | 1 | Peoria | 1,758 | 490 | 223 | 803 | 242 | 237 |
| Oneyda | 126 | 22 | 23 | 80 | 1 | ----- | Perry | 1,140 | 557 | 137 | 282 | 164 | 163 |
| Owyhee | 150 | 12 | 6 | 33 | 99 | ----- | Piatt | 292 | 209 | 17 | 57 | 9 | 9 |
| Shoshone | 351 | 19 | 17 | 255 | 60 | 7 | Pike | 945 | 767 | 55 | 72 | 51 | 51 |
| Washington | 78 | 53 | 6 | 12 | 7 | 2 | Pope | 1,155 | 914 | 27 | 22 | 192 | 192 |
| Illinois | | | | | | Pulaski | | | | | | | |
| Adams | 157,958 | 48,680 | 9,357 | 86,668 | 13,253 | 12,903 | Putnam | 1,902 | 410 | 27 | 87 | 1,378 | 1,378 |
| Alexander | 2,263 | 866 | 252 | 684 | 511 | 511 | Randolph | 98 | 29 | 12 | 54 | 3 | 3 |
| Bond | 2,450 | 653 | 41 | 96 | 1,660 | 1,650 | Richard | 1,223 | 552 | 207 | 198 | 266 | 265 |
| Boone | 382 | 258 | 44 | 40 | 40 | 6 | Rock Island | 582 | 451 | 56 | 70 | 5 | 5 |
| Brown | 186 | 23 | 16 | 141 | 6 | 3 | St. Clair | 1,312 | 104 | 81 | 1,038 | 89 | 89 |
| Bureau | 440 | 346 | 31 | 60 | 3 | 3 | St. Clair | 3,369 | 414 | 468 | 1,602 | 885 | 875 |
| Bureau | 1,562 | 129 | 72 | 1,294 | 67 | 67 | Saline | 1,828 | 1,602 | 30 | 12 | 184 | 184 |
| Calhoun | 645 | 270 | 133 | 142 | ----- | ----- | Sangamon | 2,509 | 680 | 139 | 1,235 | 455 | 455 |
| Carroll | 265 | 86 | 46 | 127 | 6 | 6 | Schuyler | 677 | 607 | 34 | 35 | 1 | 1 |
| Cass | 506 | 315 | 57 | 183 | 1 | ----- | Scott | 451 | 357 | 25 | 64 | 5 | 5 |
| Champaign | 962 | 465 | 65 | 367 | 65 | 61 | Shelby | 1,082 | 847 | 86 | 143 | 6 | 6 |
| Christian | 1,021 | 581 | 66 | 346 | 28 | 28 | Stark | 207 | 103 | 25 | 76 | 3 | 3 |
| Clark | 871 | 710 | 56 | 90 | 15 | 11 | Stephenson | 566 | 198 | 78 | 291 | 4 | 4 |
| Clay | 559 | 493 | 25 | 32 | 9 | 9 | Tazewell | 652 | 283 | 93 | 270 | 6 | 4 |
| Clinton | 400 | 176 | 67 | 103 | 54 | 54 | Union | 1,652 | 1,497 | 49 | 56 | 50 | 50 |
| Coles | 775 | 670 | 35 | 46 | 24 | 23 | Vermilion | 2,782 | 1,364 | 150 | 1,012 | 256 | 254 |
| Cook | 54,695 | 587 | 1,521 | 50,116 | 2,471 | 2,202 | Wabash | 360 | 279 | 46 | 24 | 11 | 11 |
| Crawford | 780 | 698 | 24 | 7 | 1 | 1 | Warren | 365 | 144 | 23 | 147 | 51 | 48 |
| Cumberland | 573 | 531 | 26 | 18 | 3 | 2 | Washington | 700 | 209 | 127 | 354 | 10 | 10 |
| Dekalb | 314 | 63 | 52 | 687 | 12 | 9 | Wayne | 1,115 | 1,044 | 36 | 32 | 3 | 3 |
| Dewitt | 420 | 320 | 21 | 70 | 9 | 9 | White | 1,357 | 1,151 | 62 | 49 | 95 | 94 |
| Douglas | 390 | 328 | 18 | 34 | 10 | 9 | Whiteside | 566 | 122 | 50 | 389 | 5 | 5 |
| Dupage | 336 | 35 | 30 | 251 | 20 | 14 | Will | 2,301 | 115 | 158 | 2,325 | 203 | 193 |
| Edgar | 927 | 771 | 41 | 71 | 44 | 44 | Williamson | 1,625 | 1,442 | 43 | 86 | 54 | 53 |
| Edwards | 278 | 183 | 52 | 29 | 14 | 14 | Winnebago | 771 | 53 | 34 | 661 | 23 | 22 |
| Ethingam | 665 | 392 | 97 | 175 | 1 | 1 | Woodford | 625 | 122 | 87 | 405 | 11 | 10 |
| Fayette | 1,225 | 1,064 | 73 | 86 | 2 | 2 | Indiana | | | | | | |
| Ford | 324 | 71 | 36 | 198 | 19 | 19 | Adams | 608 | 440 | 75 | 98 | ----- | ----- |
| Franklin | 1,232 | 1,168 | 33 | 26 | 5 | 4 | Allen | 2,119 | 1,070 | 400 | 615 | 34 | 30 |
| Fulton | 1,205 | 890 | 73 | 201 | 41 | 41 | Bartholomew | 1,037 | 826 | 59 | 87 | 65 | 65 |
| Gallatin | 1,158 | 953 | 41 | 12 | 152 | 152 | Benton | 274 | 83 | 48 | 136 | 7 | 7 |
| Greene | 1,125 | 847 | 98 | 152 | 28 | 28 | Blackford | 568 | 438 | 40 | 89 | 1 | 1 |
| Grundy | 1,089 | 46 | 45 | 974 | 24 | 24 | Boone | 692 | 605 | 22 | 43 | 17 | 16 |
| Hamilton | 1,162 | 1,099 | 34 | 19 | 10 | 10 | Brown | 794 | 770 | 19 | 5 | ----- | ----- |
| Hancock | 514 | 308 | 60 | 123 | 23 | 23 | Carroll | 493 | 387 | 42 | 63 | 1 | 1 |
| Hardin | 911 | 830 | 31 | 10 | 40 | 40 | Cass | 888 | 533 | 61 | 256 | 38 | 37 |
| | | | | | | | Clark | 1,932 | 834 | 90 | 143 | 865 | 865 |

¹Persons of negro descent, Chinese, Japanese, and Indians.

²Includes all persons of negro descent.

³Not separately returned.

STATISTICS OF POPULATION.

TABLE 84.—TOTAL ILLITERATE POPULATION 10 YEARS OF AGE AND OVER, CLASSIFIED BY GENERAL NATIVITY AND COLOR, BY COUNTIES: 1900—Continued.

| COUNTIES. | Aggregate. | NATIVE WHITE. | | Foreign white. | COLORED. ¹ | | COUNTIES. | Aggregate. | NATIVE WHITE. | | Foreign white. | COLORED. ¹ | |
|--------------|------------|-----------------|------------------|----------------|-----------------------|---------------------|------------------------------------|------------|-----------------|------------------|----------------|-----------------------|---------------------|
| | | Native parents. | Foreign parents. | | Total. | Negro. ² | | | Native parents. | Foreign parents. | | Total. | Negro. ² |
| Indiana—Con. | | | | | | | Indian Territory. | | | | | | |
| Clay | 1,602 | 1,053 | 142 | 323 | 84 | 82 | Cherokee nation | 13,843 | 7,174 | 141 | 44 | 6,484 | 2,499 |
| Clinton | 338 | 774 | 29 | 28 | 7 | 7 | Chickasaw nation | 13,636 | 9,777 | 198 | 85 | 3,576 | 2,875 |
| Crawford | 313 | 773 | 16 | 17 | 1 | 1 | Choctaw nation | 16,414 | 9,195 | 214 | 724 | 6,281 | 3,487 |
| Davies | 1,238 | 1,033 | 106 | 113 | 46 | 46 | Creek nation | 6,547 | 1,965 | 35 | 30 | 4,517 | 2,072 |
| Dearborn | 696 | 396 | 132 | 185 | 43 | 43 | Seminole nation | 1,168 | 92 | 1 | 4 | 1,071 | 309 |
| Decatur | 770 | 567 | 56 | 116 | 31 | 31 | Modoc reservation ³ | 22 | 5 | 1 | 1 | 16 | 8 |
| Dekalb | 493 | 334 | 70 | 83 | 1 | 1 | Ottawa reservation ³ | 44 | 35 | 1 | 1 | 10 | 10 |
| Delaware | 1,533 | 1,066 | 64 | 264 | 139 | 139 | Peoria reservation ³ | 38 | 26 | 1 | 1 | 10 | 10 |
| Dubois | 306 | 443 | 252 | 103 | 3 | 3 | Quapaw reservation ³ | 71 | 20 | 1 | 1 | 51 | 51 |
| Elkhart | 783 | 529 | 94 | 156 | 4 | 2 | Seneca reservation ³ | 144 | 109 | 1 | 1 | 34 | 7 |
| Fayette | 481 | 229 | 89 | 83 | 80 | 79 | Shawnee reservation ³ | 17 | 9 | 1 | 1 | 17 | 17 |
| Floyd | 1,135 | 373 | 128 | 203 | 431 | 431 | Wyandotte reservation ³ | 103 | 89 | 2 | 2 | 17 | 17 |
| Fountain | 662 | 561 | 28 | 66 | 7 | 7 | Iowa | 40,172 | 12,494 | 4,028 | 21,431 | 2,219 | 1,962 |
| Franklin | 415 | 213 | 75 | 125 | 2 | 2 | Adair | 169 | 79 | 16 | 74 | 5 | 5 |
| Fulton | 368 | 279 | 50 | 28 | 11 | 11 | Adams | 142 | 60 | 14 | 63 | 5 | 5 |
| Gibson | 1,372 | 945 | 97 | 80 | 250 | 248 | Allamakee | 675 | 63 | 110 | 502 | 60 | 60 |
| Grant | 1,646 | 1,143 | 104 | 227 | 167 | 163 | Appanoose | 798 | 481 | 53 | 204 | 60 | 60 |
| Greene | 1,394 | 1,278 | 44 | 43 | 29 | 29 | Audubon | 114 | 49 | 8 | 57 | 1 | 1 |
| Hamilton | 1,087 | 808 | 46 | 100 | 113 | 111 | Benton | 342 | 149 | 38 | 154 | 1 | 1 |
| Hancock | 683 | 581 | 46 | 53 | 4 | 4 | Blackhawk | 376 | 94 | 39 | 238 | 5 | 3 |
| Harrison | 1,092 | 731 | 154 | 124 | 33 | 33 | Boone | 611 | 201 | 48 | 327 | 35 | 35 |
| Hendricks | 362 | 712 | 16 | 73 | 56 | 56 | Bremer | 339 | 41 | 44 | 253 | 1 | 1 |
| Henry | 619 | 484 | 17 | 42 | 76 | 75 | Buchanan | 330 | 89 | 38 | 198 | 5 | 5 |
| Howard | 955 | 760 | 43 | 85 | 67 | 67 | Buena Vista | 243 | 24 | 27 | 191 | 1 | 1 |
| Huntington | 755 | 523 | 98 | 132 | 2 | 2 | Butler | 187 | 57 | 32 | 97 | 1 | 1 |
| Jackson | 1,076 | 935 | 64 | 66 | 11 | 11 | Calhoun | 184 | 47 | 15 | 121 | 1 | 1 |
| Jasper | 303 | 183 | 33 | 86 | 1 | 1 | Carroll | 149 | 32 | 21 | 92 | 4 | 3 |
| Jay | 804 | 621 | 59 | 111 | 13 | 13 | Cass | 204 | 74 | 12 | 115 | 3 | 2 |
| Jefferson | 789 | 427 | 59 | 137 | 166 | 165 | Cedar | 313 | 98 | 29 | 179 | 7 | 7 |
| Jennings | 568 | 396 | 55 | 63 | 54 | 52 | Cerro Gordo | 270 | 13 | 31 | 215 | 6 | 6 |
| Johnson | 730 | 623 | 20 | 25 | 62 | 61 | Cherokee | 234 | 34 | 18 | 181 | 1 | 1 |
| Knox | 1,414 | 1,085 | 94 | 162 | 73 | 73 | Chickasaw | 304 | 39 | 38 | 227 | 1 | 1 |
| Kosciusko | 730 | 634 | 67 | 27 | 1 | 1 | Clarke | 145 | 103 | 8 | 19 | 15 | 15 |
| Lagrange | 353 | 233 | 42 | 22 | 1 | 1 | Clay | 150 | 28 | 32 | 90 | 1 | 1 |
| Lake | 1,639 | 77 | 81 | 1,472 | 9 | 3 | Clayton | 690 | 149 | 111 | 430 | 1 | 1 |
| Laporte | 1,368 | 219 | 167 | 916 | 66 | 65 | Clinton | 821 | 84 | 76 | 631 | 30 | 30 |
| Lawrence | 1,602 | 1,335 | 29 | 103 | 135 | 135 | Crawford | 404 | 48 | 20 | 335 | 1 | 1 |
| Madison | 2,523 | 1,732 | 114 | 427 | 206 | 205 | Dallas | 292 | 171 | 18 | 99 | 4 | 4 |
| Marion | 7,274 | 1,752 | 376 | 2,061 | 3,085 | 3,071 | Davis | 430 | 359 | 22 | 36 | 19 | 19 |
| Marshall | 612 | 440 | 82 | 88 | 2 | 2 | Decatur | 409 | 356 | 17 | 25 | 11 | 11 |
| Martin | 987 | 846 | 36 | 22 | 33 | 33 | Delaware | 257 | 103 | 42 | 112 | 65 | 63 |
| Miami | 842 | 636 | 30 | 98 | 23 | 13 | Des Moines | 672 | 109 | 65 | 433 | 1 | 1 |
| Monroe | 1,240 | 1,096 | 35 | 20 | 89 | 89 | Dickinson | 215 | 21 | 10 | 183 | 1 | 1 |
| Montgomery | 607 | 507 | 27 | 48 | 25 | 25 | Dubuque | 878 | 42 | 154 | 673 | 9 | 9 |
| Morgan | 1,020 | 975 | 24 | 8 | 13 | 13 | Emmet | 84 | 14 | 14 | 55 | 1 | 1 |
| Newton | 221 | 90 | 28 | 96 | 7 | 7 | Fayette | 409 | 84 | 54 | 267 | 4 | 4 |
| Noble | 662 | 433 | 59 | 120 | 15 | 15 | Floyd | 258 | 56 | 30 | 172 | 3 | 3 |
| Ohio | 112 | 65 | 8 | 24 | 15 | 15 | Franklin | 273 | 20 | 36 | 214 | 3 | 3 |
| Orange | 977 | 953 | 3 | 1 | 15 | 15 | Fremont | 367 | 267 | 27 | 62 | 11 | 11 |
| Owen | 760 | 696 | 31 | 15 | 18 | 18 | Greene | 197 | 80 | 17 | 98 | 2 | 2 |
| Parke | 1,193 | 877 | 59 | 199 | 58 | 58 | Grundy | 132 | 21 | 15 | 96 | 2 | 2 |
| Perry | 1,032 | 704 | 145 | 164 | 69 | 68 | Guthrie | 204 | 124 | 16 | 62 | 2 | 2 |
| Pike | 1,197 | 1,104 | 44 | 20 | 29 | 28 | Hamilton | 316 | 51 | 29 | 233 | 3 | 2 |
| Porter | 561 | 39 | 41 | 413 | 3 | 2 | Hancock | 118 | 29 | 16 | 73 | 1 | 1 |
| Posey | 1,161 | 665 | 99 | 65 | 332 | 332 | Hardin | 225 | 103 | 29 | 88 | 1 | 1 |
| Pulaski | 359 | 204 | 33 | 121 | 1 | 1 | Harrison | 354 | 203 | 32 | 110 | 9 | 9 |
| Putnam | 663 | 594 | 21 | 13 | 30 | 30 | Henry | 370 | 162 | 25 | 117 | 66 | 66 |
| Randolph | 815 | 663 | 62 | 45 | 40 | 40 | Howard | 232 | 16 | 46 | 170 | 1 | 1 |
| Ripley | 527 | 231 | 97 | 132 | 7 | 7 | Humboldt | 89 | 13 | 11 | 65 | 2 | 2 |
| Rush | 531 | 410 | 26 | 62 | 33 | 33 | Ida | 221 | 15 | 11 | 193 | 2 | 2 |
| St. Joseph | 1,739 | 357 | 155 | 1,197 | 30 | 29 | Iowa | 413 | 101 | 45 | 265 | 2 | 2 |
| Scott | 430 | 393 | 22 | 10 | 79 | 78 | Jackson | 512 | 162 | 82 | 267 | 1 | 1 |
| Shelby | 1,009 | 830 | 51 | 49 | 79 | 78 | Jasper | 561 | 263 | 56 | 212 | 30 | 30 |
| Spencer | 1,201 | 717 | 106 | 78 | 300 | 300 | Jefferson | 474 | 210 | 57 | 193 | 14 | 14 |
| Starke | 492 | 193 | 29 | 265 | 1 | 1 | Johnson | 663 | 30 | 76 | 498 | 9 | 9 |
| Steuben | 241 | 199 | 21 | 20 | 1 | 1 | Jones | 533 | 122 | 75 | 329 | 7 | 7 |
| Sullivan | 1,105 | 959 | 51 | 58 | 37 | 37 | Keokuk | 599 | 316 | 46 | 231 | 6 | 6 |
| Switzerland | 418 | 331 | 33 | 30 | 24 | 24 | Kossuth | 255 | 40 | 26 | 189 | 1 | 1 |
| Tippecanoe | 986 | 362 | 94 | 467 | 63 | 57 | Lee | 1,479 | 309 | 134 | 662 | 374 | 374 |
| Tipton | 715 | 669 | 23 | 22 | 1 | 1 | Linn | 853 | 230 | 106 | 500 | 22 | 22 |
| Union | 218 | 148 | 8 | 41 | 21 | 20 | Louisa | 257 | 136 | 34 | 85 | 2 | 1 |
| Vanderburg | 3,259 | 515 | 297 | 662 | 1,785 | 1,784 | Lucas | 451 | 231 | 31 | 151 | 38 | 38 |
| Vermilion | 598 | 332 | 22 | 133 | 11 | 8 | Lyon | 70 | 3 | 13 | 54 | 1 | 1 |
| Vigo | 2,294 | 1,395 | 143 | 433 | 323 | 319 | Madison | 299 | 220 | 24 | 54 | 1 | 1 |
| Wabash | 678 | 514 | 76 | 67 | 21 | 19 | Mahaska | 1,052 | 334 | 59 | 375 | 284 | 284 |
| Warren | 367 | 313 | 19 | 35 | 2 | 2 | Marion | 734 | 394 | 114 | 220 | 6 | 6 |
| Warrick | 1,259 | 872 | 103 | 122 | 157 | 157 | Marshall | 519 | 122 | 37 | 335 | 25 | 25 |
| Washington | 815 | 733 | 21 | 10 | 1 | 1 | Mills | 808 | 557 | 132 | 59 | 10 | 10 |
| Wayne | 1,098 | 554 | 57 | 267 | 220 | 219 | | | | | | | |
| Wells | 805 | 707 | 60 | 36 | 2 | 2 | | | | | | | |
| White | 433 | 282 | 53 | 96 | 2 | 2 | | | | | | | |
| Whitley | 468 | 362 | 58 | 42 | 6 | 6 | | | | | | | |

¹ Persons of negro descent, Chinese, Japanese, and Indians.

² Includes all persons of negro descent.

³ Indian reservation.

TABLE 84.—TOTAL ILLITERATE POPULATION 10 YEARS OF AGE AND OVER, CLASSIFIED BY GENERAL NATIVITY AND COLOR, BY COUNTIES: 1900—Continued.

| COUNTIES. | Aggregate. | NATIVE WHITE. | | | COLORED. ¹ | | COUNTIES. | Aggregate. | NATIVE WHITE. | | | COLORED. ¹ | | | | | | |
|-----------------|------------|-----------------|------------------|----------------|-----------------------|---------------------|--------------|------------|-----------------|------------------|----------------|-----------------------|---------------------|---------|-------|-------|--------|--------|
| | | Native parents. | Foreign parents. | Foreign white. | Total. | Negro. ² | | | Native parents. | Foreign parents. | Foreign white. | Total. | Negro. ² | | | | | |
| Iowa—Continued. | | | | | | Kansas—Con. | | | | | | | | | | | | |
| Mitchell | 176 | 21 | 26 | 126 | 3 | 3 | Johnson | 462 | 168 | 30 | 95 | 169 | 169 | | | | | |
| Monona | 355 | 147 | 20 | 188 | | | Kearny | 6 | 5 | | 1 | 1 | 1 | | | | | |
| Monroe | 607 | 231 | 48 | 218 | 110 | 110 | Kingman | 86 | 54 | 9 | 17 | 6 | 6 | | | | | |
| Montgomery | 329 | 109 | 15 | 197 | 8 | 8 | Kiowa | 23 | 14 | 2 | 6 | 1 | 1 | | | | | |
| Muscatine | 409 | 133 | 62 | 192 | 22 | 21 | Labette | 667 | 222 | 17 | 38 | 390 | 388 | | | | | |
| O'Brien | 206 | 17 | 18 | 171 | | | Lane | 18 | 5 | 2 | 11 | | | | | | | |
| Osceola | 113 | 8 | 17 | 88 | | | Leavenworth | 2,145 | 466 | 98 | 589 | 1,042 | 988 | | | | | |
| Page | 401 | 131 | 21 | 163 | 36 | 36 | Lincoln | 190 | 50 | 15 | 112 | 13 | 13 | | | | | |
| Palo Alto | 114 | 17 | 13 | 84 | | | Linn | 262 | 136 | 17 | 14 | 95 | 94 | | | | | |
| Plymouth | 384 | 30 | 59 | 295 | | | Logan | 11 | 3 | 2 | 5 | 1 | 1 | | | | | |
| Pocahontas | 334 | 31 | 26 | 277 | | | Lyon | 420 | 128 | 11 | 131 | 150 | 150 | | | | | |
| Polk | 1,476 | 453 | 89 | 710 | 224 | 224 | McPherson | 533 | 55 | 43 | 431 | 4 | 4 | | | | | |
| Pottawattamie | 913 | 282 | 94 | 491 | 46 | 45 | Marion | 709 | 54 | 43 | 599 | 13 | 13 | | | | | |
| Poweshiek | 278 | 135 | 30 | 107 | 6 | 6 | Marshall | 358 | 139 | 39 | 152 | 28 | 28 | | | | | |
| Ringgold | 199 | 131 | 10 | 58 | | | Meade | 13 | 9 | 2 | 1 | 1 | 1 | | | | | |
| Sac | 165 | 39 | 23 | 103 | | | Miami | 683 | 220 | 34 | 198 | 231 | 229 | | | | | |
| Scott | 607 | 47 | 66 | 445 | 49 | 49 | Mitchell | 160 | 76 | 27 | 52 | 5 | 5 | | | | | |
| Shelby | 172 | 49 | 17 | 105 | 1 | 1 | Montgomery | 555 | 237 | 14 | 49 | 255 | 255 | | | | | |
| Sioux | 320 | 11 | 43 | 266 | | | Morris | 235 | 66 | 15 | 73 | 81 | 81 | | | | | |
| Story | 409 | 73 | 26 | 310 | | | Morton | 5 | | | 1 | 4 | 4 | | | | | |
| Tama | 560 | 58 | 37 | 231 | 234 | 3 | Nemaha | 248 | 95 | 19 | 86 | 48 | 48 | | | | | |
| Taylor | 236 | 166 | 17 | 40 | 13 | 13 | Neosho | 311 | 180 | 23 | 57 | 51 | 51 | | | | | |
| Union | 171 | 71 | 16 | 64 | 20 | 20 | Ness | 40 | 23 | 4 | 13 | | | | | | | |
| Van Buren | 367 | 278 | 32 | 39 | 18 | 18 | Norton | 147 | 84 | 15 | 41 | 7 | 7 | | | | | |
| Wapello | 970 | 477 | 66 | 292 | 135 | 133 | Osage | 547 | 139 | 31 | 292 | 85 | 85 | | | | | |
| Warren | 338 | 259 | 21 | 50 | 8 | 8 | Osborne | 182 | 89 | 14 | 54 | 25 | 25 | | | | | |
| Washington | 327 | 165 | 37 | 114 | 11 | 10 | Ottawa | 185 | 65 | 16 | 92 | 12 | 12 | | | | | |
| Wayne | 245 | 195 | 18 | 31 | 1 | 1 | Pawnee | 58 | 17 | 4 | 25 | 11 | 10 | | | | | |
| Webster | 916 | 80 | 44 | 780 | 12 | 12 | Phillips | 215 | 122 | 24 | 61 | 8 | 8 | | | | | |
| Winnebago | 399 | 6 | 21 | 372 | | | Pottawatomie | 483 | 131 | 56 | 247 | 49 | 43 | | | | | |
| Winneshiek | 872 | 44 | 88 | 740 | | | Pratt | 74 | 44 | 2 | 12 | 16 | 16 | | | | | |
| Woodbury | 563 | 125 | 64 | 339 | 35 | 32 | Rawlins | 84 | 23 | 2 | 59 | | | | | | | |
| Worth | 355 | 6 | 23 | 324 | 2 | | Reno | 293 | 136 | 29 | 82 | 46 | 46 | | | | | |
| Wright | 147 | 24 | 10 | 113 | | | Republic | 323 | 123 | 28 | 170 | 2 | 2 | | | | | |
| | | | | | | | Rice | 124 | 68 | 15 | 31 | 10 | 10 | | | | | |
| Kansas | 32,513 | 10,064 | 2,101 | 10,604 | 9,744 | 9,230 | Riley | 234 | 49 | 18 | 116 | 51 | 51 | | | | | |
| Allen | 265 | 100 | 21 | 83 | 61 | 61 | Rooks | 168 | 70 | 29 | 56 | 13 | 13 | | | | | |
| Anderson | 168 | 69 | 14 | 36 | 49 | 49 | Rush | 266 | 12 | 17 | 236 | 1 | 1 | | | | | |
| Atchison | 925 | 141 | 30 | 214 | 540 | 533 | Russell | 207 | 38 | 13 | 151 | 5 | 5 | | | | | |
| Barber | 56 | 43 | 4 | 8 | 6 | 6 | Saline | 341 | 63 | 20 | 231 | 27 | 27 | | | | | |
| Barton | 325 | 29 | 17 | 242 | 37 | 37 | Scott | 7 | 4 | 1 | 2 | | | | | | | |
| Bourbon | 666 | 339 | 26 | 61 | 240 | 240 | Sedgwick | 576 | 158 | 53 | 193 | 172 | 172 | | | | | |
| Brown | 474 | 165 | 26 | 85 | 198 | 69 | Seward | 2 | 2 | | | | | | | | | |
| Butler | 282 | 160 | 24 | 87 | 11 | 11 | Shawnee | 1,871 | 379 | 38 | 473 | 981 | 977 | | | | | |
| Chase | 134 | 71 | 12 | 36 | 15 | 15 | Sheridan | 31 | 22 | 4 | 4 | 1 | 1 | | | | | |
| Chautauqua | 218 | 169 | 13 | 12 | 24 | 24 | Sherman | 53 | 13 | 5 | 35 | | | | | | | |
| Cherokee | 1,741 | 326 | 87 | 420 | 408 | 407 | Smith | 162 | 103 | 11 | 47 | 1 | 1 | | | | | |
| Cheyenne | 66 | 15 | 4 | 47 | | | Stafford | 98 | 42 | 10 | 27 | 19 | 19 | | | | | |
| Clark | 11 | 7 | 3 | 1 | 1 | 1 | Stanton | 4 | 4 | | | 2 | 2 | | | | | |
| Clay | 242 | 66 | 41 | 107 | 28 | 28 | Stevens | 8 | 2 | 1 | 3 | | | | | | | |
| Cloud | 512 | 106 | 154 | 241 | 11 | 11 | Sumner | 256 | 160 | 15 | 56 | 25 | 25 | | | | | |
| Coffey | 194 | 99 | 17 | 5 | 28 | 28 | Thomas | 49 | 29 | 6 | 14 | | | | | | | |
| Comanche | 25 | 20 | | 50 | | | Trego | 38 | 6 | 5 | 26 | 1 | 1 | | | | | |
| Cowley | 332 | 224 | 26 | 27 | 105 | 105 | Wabaunsee | 252 | 42 | 14 | 68 | 128 | 128 | | | | | |
| Crawford | 1,330 | 272 | 63 | 648 | 347 | 347 | Wallace | 5 | | | 2 | 3 | 3 | | | | | |
| Decatur | 99 | 40 | 12 | 45 | 2 | 2 | Washington | 260 | 104 | 50 | 105 | 1 | 1 | | | | | |
| Dickinson | 214 | 65 | 19 | 120 | 10 | 10 | Wichita | 25 | 3 | 2 | 20 | | | | | | | |
| Doniphan | 566 | 223 | 54 | 133 | 156 | 154 | Wilson | 275 | 212 | 26 | 26 | 11 | 11 | | | | | |
| Douglas | 787 | 123 | 30 | 76 | 558 | 556 | Woodson | 113 | 72 | 9 | 31 | 1 | 1 | | | | | |
| Edwards | 69 | 25 | 7 | 33 | 4 | 4 | Wyandotte | 3,036 | 445 | 103 | 723 | 1,765 | 1,765 | | | | | |
| Elk | 138 | 117 | 8 | 13 | | | Kentucky | | | | | | 262,954 | 166,822 | 2,502 | 5,444 | 88,186 | 88,137 |
| Ellis | 614 | 16 | 57 | 523 | 18 | 18 | Adair | 2,201 | 1,705 | 10 | | 486 | 486 | | | | | |
| Ellsworth | 118 | 13 | 3 | 83 | 19 | 19 | Allen | 2,207 | 1,843 | 9 | 1 | 354 | 354 | | | | | |
| Finney | 18 | 6 | 1 | 5 | 6 | 6 | Anderson | 949 | 629 | 1 | 2 | 317 | 317 | | | | | |
| Ferd | 60 | 27 | 5 | 24 | 4 | 4 | Ballard | 1,033 | 576 | 13 | 3 | 441 | 441 | | | | | |
| Franklin | 418 | 130 | 17 | 83 | 138 | 131 | Barren | 2,631 | 1,555 | 4 | 1 | 1,071 | 1,071 | | | | | |
| Geary | 228 | 58 | 25 | 67 | 78 | 78 | Bath | 2,058 | 1,497 | 2 | 3 | 556 | 556 | | | | | |
| Gove | 41 | 9 | | 31 | 1 | 1 | Bell | 3,192 | 2,674 | 5 | 18 | 495 | 495 | | | | | |
| Graham | 114 | 16 | 11 | 22 | 65 | 65 | Boone | 858 | 473 | 42 | 54 | 289 | 289 | | | | | |
| Grant | 6 | 2 | | 4 | | | Bourbon | 3,055 | 289 | 8 | 25 | 2,733 | 2,733 | | | | | |
| Gray | 9 | 4 | 2 | 2 | 1 | 1 | Boyd | 2,052 | 1,752 | 64 | 43 | 193 | 190 | | | | | |
| Greeley | | | | | | | Boyle | 2,144 | 557 | 4 | 11 | 1,572 | 1,572 | | | | | |
| Greenwood | 247 | 175 | 17 | 47 | 8 | 8 | Bracken | 1,077 | 784 | 39 | 101 | 173 | 173 | | | | | |
| Hamilton | 17 | 13 | 1 | 3 | | | Breathitt | 3,228 | 3,151 | 2 | | 75 | 75 | | | | | |
| Harper | 97 | 59 | 7 | 22 | 9 | 9 | Breckinridge | 2,104 | 1,460 | 16 | 15 | 613 | 613 | | | | | |
| Harvey | 264 | 42 | 24 | 164 | 34 | 34 | Bullitt | 1,230 | 844 | 14 | 10 | 362 | 362 | | | | | |
| Haskell | 2 | 2 | | | | | Butler | 2,230 | 2,033 | 6 | 4 | 187 | 187 | | | | | |
| Hodgeman | 55 | 10 | 5 | 19 | 21 | 21 | Caldwell | 2,050 | 1,121 | 11 | 3 | 915 | 915 | | | | | |
| Jackson | 522 | 122 | 16 | 71 | 313 | 22 | Calloway | 1,463 | 998 | 2 | | 468 | 468 | | | | | |
| Jefferson | 431 | 221 | 26 | 62 | 122 | 122 | Campbell | 1,287 | 360 | 209 | 587 | 131 | 131 | | | | | |
| Jewell | 171 | 95 | 20 | 56 | | | Carlisle | 862 | 662 | 8 | 10 | 132 | 132 | | | | | |

¹ Persons of negro descent, Chinese, Japanese, and Indians.

² Includes all persons of negro descent.

STATISTICS OF POPULATION.

TABLE 84.—TOTAL ILLITERATE POPULATION 10 YEARS OF AGE AND OVER, CLASSIFIED BY GENERAL NATIVITY AND COLOR, BY COUNTIES: 1900—Continued.

| COUNTIES. | Aggregate. | NATIVE WHITE. | | | COLORED. ¹ | | COUNTIES. | Aggregate. | NATIVE WHITE. | | | COLORED. ¹ | | | | | | |
|---------------|------------|-----------------|------------------|----------------|-----------------------|---------------------|----------------------|------------|-----------------|------------------|----------------|-----------------------|---------------------|--------|-------|--------|---------|---------|
| | | Native parents. | Foreign parents. | Foreign white. | Total. | Negro. ² | | | Native parents. | Foreign parents. | Foreign white. | Total. | Negro. ² | | | | | |
| Kentucky—Con. | | | | | | Kentucky—Con. | | | | | | | | | | | | |
| Carroll | 807 | 566 | 15 | 18 | 208 | 208 | Simpson | 1,542 | 607 | 2 | 19 | 914 | 914 | | | | | |
| Carter | 2,968 | 2,878 | 24 | 19 | 47 | 47 | Spencer | 873 | 462 | 4 | 1 | 406 | 406 | | | | | |
| Casey | 2,397 | 2,206 | 21 | 6 | 164 | 164 | Taylor | 1,846 | 882 | 3 | 1 | 460 | 460 | | | | | |
| Christian | 7,484 | 1,680 | 18 | 25 | 5,766 | 5,766 | Todd | 2,801 | 1,254 | 6 | 1 | 1,540 | 1,540 | | | | | |
| Clark | 2,014 | 467 | 4 | 5 | 1,538 | 1,538 | Trigg | 1,819 | 742 | 5 | 7 | 1,065 | 1,065 | | | | | |
| Clay | 3,560 | 3,376 | 9 | 1 | 174 | 174 | Trimble | 656 | 581 | 11 | 2 | 62 | 62 | | | | | |
| Clinton | 1,288 | 1,206 | 5 | 2 | 75 | 75 | Union | 1,987 | 943 | 24 | 6 | 1,014 | 1,014 | | | | | |
| Crittenden | 1,632 | 1,344 | 15 | 4 | 269 | 269 | Warren | 4,506 | 1,920 | 19 | 44 | 2,523 | 2,523 | | | | | |
| Cumberland | 1,575 | 1,271 | | | 304 | 304 | Washington | 1,821 | 1,145 | 5 | 8 | 663 | 663 | | | | | |
| Daviess | 3,677 | 1,801 | 76 | 58 | 1,742 | 1,740 | Wayne | 2,573 | 2,338 | 3 | | 232 | 232 | | | | | |
| Edmonson | 1,613 | 1,493 | 1 | | 119 | 119 | Webster | 2,471 | 1,851 | 11 | 2 | 607 | 607 | | | | | |
| Elliott | 1,875 | 1,864 | 8 | 1 | 2 | 2 | Whitley | 3,564 | 3,327 | 16 | 37 | 184 | 184 | | | | | |
| Estill | 1,822 | 1,755 | 1 | 1 | 65 | 65 | Wolfe | 1,142 | 1,107 | 2 | | 33 | 33 | | | | | |
| Fayette | 5,592 | 604 | 24 | 119 | 4,845 | 4,845 | Woodford | 2,237 | 576 | 5 | 16 | 1,640 | 1,640 | | | | | |
| Fleming | 1,632 | 1,103 | 24 | 22 | 483 | 483 | Louisiana..... | | | | | | 381,145 | 78,899 | 3,328 | 14,324 | 284,594 | 284,028 |
| Floyd | 3,331 | 3,230 | 7 | 1 | 48 | 48 | Acadia | 8,332 | 5,799 | 80 | 70 | 2,383 | 2,383 | | | | | |
| Franklin | 3,401 | 1,563 | 16 | 20 | 1,802 | 1,799 | Ascension | 7,984 | 1,560 | 67 | 970 | 5,387 | 5,377 | | | | | |
| Fulton | 1,434 | 381 | 3 | 26 | 1,024 | 1,024 | Assumption | 7,929 | 2,988 | 37 | 591 | 4,365 | 4,362 | | | | | |
| Gallatin | 590 | 378 | 7 | 8 | 197 | 197 | Avoyelles | 10,106 | 4,497 | 105 | 140 | 5,364 | 5,355 | | | | | |
| Garrard | 1,650 | 743 | 4 | | 903 | 903 | Bienville | 3,275 | 387 | 2 | 12 | 2,924 | 2,924 | | | | | |
| Grant | 1,247 | 1,078 | 14 | 13 | 147 | 147 | Bossier | 9,035 | 181 | 8 | 6 | 8,840 | 8,840 | | | | | |
| Graves | 3,027 | 2,102 | 18 | 9 | 898 | 898 | Caddo | 14,227 | 329 | 15 | 68 | 13,815 | 13,811 | | | | | |
| Grayson | 2,484 | 2,353 | 12 | 7 | 112 | 112 | Calcasieu | 5,460 | 3,130 | 68 | 128 | 2,149 | 2,085 | | | | | |
| Green | 1,432 | 964 | 3 | 2 | 463 | 463 | Caldwell | 1,539 | 263 | 2 | 3 | 1,271 | 1,271 | | | | | |
| Greenup | 2,272 | 2,143 | 36 | 14 | 79 | 79 | Cameron | 376 | 718 | 36 | 12 | 210 | 210 | | | | | |
| Hancock | 910 | 685 | 14 | 18 | 193 | 193 | Catahoula | 3,559 | 940 | 17 | 5 | 2,597 | 2,567 | | | | | |
| Hardin | 2,338 | 1,684 | 15 | 25 | 669 | 669 | Claborn | 5,695 | 274 | 3 | 2 | 5,416 | 5,416 | | | | | |
| Harlan | 2,338 | 2,536 | | 1 | 56 | 56 | Concordia | 7,316 | 66 | 3 | 10 | 7,237 | 7,237 | | | | | |
| Harrison | 1,931 | 1,777 | 16 | 26 | 742 | 741 | De Soto | 8,162 | 439 | 4 | 3 | 7,716 | 7,716 | | | | | |
| Hart | 2,037 | 1,448 | 8 | 2 | 579 | 579 | East Baton Rouge | 8,845 | 221 | 15 | 88 | 8,521 | 8,520 | | | | | |
| Henderson | 4,046 | 1,227 | 40 | 43 | 2,736 | 2,736 | East Carroll | 4,720 | 19 | 3 | 5 | 4,693 | 4,693 | | | | | |
| Henry | 1,806 | 1,034 | 20 | 10 | 742 | 742 | East Feliciana | 7,528 | 278 | 4 | 64 | 7,182 | 7,181 | | | | | |
| Hickman | 1,119 | 583 | 6 | 6 | 569 | 569 | Franklin | 2,704 | 261 | 12 | 3 | 2,428 | 2,428 | | | | | |
| Hopkins | 3,943 | 2,407 | 37 | 36 | 1,463 | 1,463 | Grant | 2,758 | 909 | 15 | 9 | 1,825 | 1,825 | | | | | |
| Jackson | 1,931 | 1,911 | 8 | | 12 | 12 | Iberia | 9,999 | 3,025 | 79 | 289 | 6,606 | 6,604 | | | | | |
| Jefferson | 17,464 | 2,312 | 736 | 2,477 | 11,939 | 11,939 | Iberville | 10,498 | 927 | 47 | 671 | 8,535 | 8,532 | | | | | |
| Jessamine | 1,708 | 691 | 5 | 12 | 1,000 | 1,000 | Jackson | 1,569 | 471 | 1 | 1 | 1,096 | 1,096 | | | | | |
| Johnson | 1,956 | 1,952 | 3 | | 1 | 1 | Jefferson | 4,745 | 708 | 219 | 388 | 2,980 | 2,968 | | | | | |
| Kenton | 2,444 | 617 | 157 | 716 | 954 | 952 | Lafayette | 9,398 | 3,928 | 41 | 42 | 5,387 | 5,387 | | | | | |
| Knott | 2,380 | 2,302 | 1 | 3 | 74 | 74 | Lafourche | 9,922 | 6,141 | 108 | 525 | 3,143 | 3,100 | | | | | |
| Knox | 3,079 | 2,884 | 4 | 3 | 188 | 188 | Lincoln | 2,854 | 394 | 5 | 1 | 2,454 | 2,454 | | | | | |
| Larue | 1,245 | 912 | 8 | | 325 | 325 | Livingston | 1,461 | 924 | 50 | 7 | 480 | 480 | | | | | |
| Laurel | 1,704 | 1,481 | 16 | 79 | 123 | 123 | Madison | 5,844 | 21 | 1 | 5 | 5,817 | 5,817 | | | | | |
| Lawrence | 3,026 | 2,958 | 6 | 7 | 55 | 55 | Morehouse | 6,117 | 155 | 7 | 2 | 5,953 | 5,952 | | | | | |
| Lee | 1,193 | 1,136 | 2 | 1 | 54 | 54 | Natchitoches | 11,315 | 1,782 | 15 | 31 | 9,487 | 9,482 | | | | | |
| Leslie | 2,046 | 2,009 | 1 | | 36 | 36 | Orleans | 30,820 | 1,419 | 1,310 | 5,333 | 22,753 | 22,586 | | | | | |
| Letcher | 2,022 | 2,002 | | | 20 | 20 | Ouachita | 7,140 | 428 | 11 | 38 | 6,663 | 6,661 | | | | | |
| Lewis | 2,115 | 1,995 | 41 | 15 | 64 | 64 | Plaquemines | 4,424 | 475 | 239 | 395 | 3,315 | 3,314 | | | | | |
| Lincoln | 2,372 | 1,221 | 16 | 22 | 1,113 | 1,113 | Pointe Coupee | 10,971 | 1,008 | 24 | 180 | 9,759 | 9,759 | | | | | |
| Livingston | 1,812 | 1,075 | 26 | 6 | 205 | 205 | Rapides | 9,305 | 1,311 | 34 | 16 | 7,944 | 7,925 | | | | | |
| Logan | 3,220 | 1,241 | 3 | 13 | 1,963 | 1,963 | Red River | 4,269 | 305 | 5 | 1 | 3,958 | 3,958 | | | | | |
| Lyon | 1,450 | 793 | 9 | 1 | 647 | 647 | Richland | 3,176 | 203 | 9 | 3 | 2,961 | 2,961 | | | | | |
| McCracken | 3,198 | 753 | 49 | 48 | 2,348 | 2,347 | Sabine | 2,691 | 1,491 | 15 | 6 | 1,179 | 1,178 | | | | | |
| McLean | 1,241 | 963 | 10 | 6 | 262 | 262 | St. Bernard | 1,697 | 437 | 41 | 126 | 993 | 992 | | | | | |
| Madison | 3,534 | 1,634 | 9 | 8 | 1,883 | 1,883 | St. Charles | 3,105 | 287 | 19 | 417 | 2,382 | 2,382 | | | | | |
| Magoffin | 2,666 | 2,508 | | 59 | 99 | 99 | St. Helena | 2,435 | 226 | 6 | 3 | 2,200 | 2,200 | | | | | |
| Marion | 2,694 | 1,463 | 5 | 12 | 1,214 | 1,214 | St. James | 6,641 | 379 | 37 | 805 | 4,920 | 4,920 | | | | | |
| Marshall | 1,455 | 1,348 | 9 | 2 | 96 | 96 | St. John the Baptist | 4,288 | 606 | 37 | 317 | 3,323 | 3,327 | | | | | |
| Martin | 1,186 | 1,177 | 2 | | 7 | 7 | St. Landry | 22,639 | 7,377 | 67 | 123 | 14,567 | 14,514 | | | | | |
| Mason | 2,087 | 760 | 34 | 104 | 1,189 | 1,189 | St. Martin | 7,966 | 3,168 | 37 | 36 | 4,725 | 4,725 | | | | | |
| Meade | 851 | 637 | 10 | 7 | 197 | 197 | St. Mary | 11,543 | 1,759 | 122 | 1,199 | 8,463 | 8,424 | | | | | |
| Menifee | 862 | 842 | 1 | | 19 | 19 | St. Tammany | 2,343 | 624 | 30 | 57 | 1,632 | 1,613 | | | | | |
| Mercer | 1,377 | 966 | 7 | 11 | 393 | 393 | Tangipahoa | 2,551 | 615 | 30 | 79 | 1,827 | 1,827 | | | | | |
| Metcalf | 1,537 | 1,203 | 3 | | 331 | 331 | Tensas | 9,145 | 16 | 3 | 13 | 9,103 | 9,103 | | | | | |
| Monroe | 1,499 | 1,318 | 1 | | 180 | 180 | Terrebonne | 9,010 | 4,075 | 104 | 471 | 4,360 | 4,356 | | | | | |
| Montgomery | 1,194 | 446 | 9 | 12 | 727 | 727 | Union | 3,666 | 751 | 3 | | 2,912 | 2,912 | | | | | |
| Morgan | 1,520 | 1,470 | | 32 | 18 | 18 | Vermilion | 7,913 | 6,017 | 56 | 12 | 1,823 | 1,823 | | | | | |
| Muhlenberg | 2,623 | 2,019 | 30 | 30 | 549 | 549 | Vernon | 1,234 | 302 | 9 | 1 | 422 | 422 | | | | | |
| Nelson | 1,764 | 666 | 8 | 4 | 1,086 | 1,086 | Washington | 1,842 | 889 | 4 | 1 | 943 | 946 | | | | | |
| Nicholas | 1,231 | 772 | 6 | 12 | 441 | 441 | Webster | 3,397 | 237 | 6 | 2 | 3,152 | 3,152 | | | | | |
| Ohio | 2,760 | 2,360 | 37 | 24 | 339 | 339 | West Baton Rouge | 3,959 | 218 | 3 | 73 | 3,660 | 3,660 | | | | | |
| Oldham | 751 | 133 | 20 | 18 | 530 | 530 | West Carroll | 1,036 | 167 | | 2 | 867 | 866 | | | | | |
| Owen | 1,324 | 1,340 | 9 | 4 | 471 | 471 | West Feliciana | 6,722 | 71 | 1 | 3 | 6,647 | 6,647 | | | | | |
| Owsley | 1,226 | 1,200 | 5 | | 21 | 21 | Winn | 1,445 | 903 | 7 | 1 | 534 | 534 | | | | | |
| Pendleton | 1,115 | 824 | 54 | 65 | 172 | 172 | Maine..... | | | | | | 29,060 | 6,880 | 4,514 | 17,195 | 471 | 155 |
| Perry | 1,888 | 1,843 | | | 40 | 40 | Androscoggin | 3,569 | 203 | 303 | 3,052 | 11 | 7 | | | | | |
| Pike | 5,021 | 4,941 | 5 | 1 | 74 | 74 | Aroostook | 7,669 | 2,998 | 2,359 | 2,283 | 29 | 15 | | | | | |
| Powell | 847 | 742 | 1 | | 104 | 104 | Cumberland | 2,986 | 318 | 192 | 2,429 | 47 | 35 | | | | | |
| Pulaski | 3,741 | 3,325 | 18 | 11 | 387 | 387 | Franklin | 343 | 99 | 21 | 218 | 6 | 5 | | | | | |
| Robertson | 494 | 435 | | | 59 | 59 | Hancock | 355 | 236 | 12 | 93 | 14 | 5 | | | | | |
| Rockcastle | 1,845 | 1,783 | 2 | 2 | 53 | 53 | Kennebec | 3,046 | 539 | 452 | 2,042 | 13 | 12 | | | | | |
| Rowan | 1,081 | 1,057 | 6 | 2 | 16 | 16 | Knox | 370 | 133 | 15 | 167 | 5 | 4 | | | | | |
| Russell | 1,014 | 965 | 1 | | 48 | 48 | Lincoln | 214 | 165 | 13 | 34 | 2 | 2 | | | | | |
| Scott | 2,431 | 817 | 5 | 14 | 1,595 | 1,595 | | | | | | | | | | | | |
| Shelby | 2,309 | 502 | 3 | 18 | 1,786 | 1,786 | | | | | | | | | | | | |

¹ Persons of negro descent, Chinese, Japanese, and Indians.² Includes all persons of negro descent.

ILLITERACY.

TABLE 84.—TOTAL ILLITERATE POPULATION 10 YEARS OF AGE AND OVER, CLASSIFIED BY GENERAL NATIVITY AND COLOR, BY COUNTIES: 1900—Continued.

| COUNTIES. | Aggregate. | NATIVE WHITE. | | Foreign white. | COLORED. ¹ | | COUNTIES. | Aggregate. | NATIVE WHITE. | | Foreign white. | COLORED. ¹ | |
|----------------|------------|-----------------|------------------|----------------|-----------------------|---------------------|---------------|------------|-----------------|------------------|----------------|-----------------------|---------------------|
| | | Native parents. | Foreign parents. | | Total. | Negro. ² | | | Native parents. | Foreign parents. | | Total. | Negro. ² |
| Maine—Con. | | | | | | | Michigan—Con. | | | | | | |
| Oxford | 463 | 168 | 24 | 270 | 1 | 1 | Houghton | 3,819 | 33 | 339 | 3,441 | 6 | 3 |
| Penobscot | 3,079 | 489 | 387 | 2,091 | 112 | 21 | Huron | 1,612 | 56 | 437 | 1,119 | 36 | 36 |
| Piscataquis | 337 | 85 | 39 | 208 | 5 | 1 | Ingham | 697 | 162 | 54 | 445 | 12 | 12 |
| Sagadahoc | 573 | 122 | 59 | 367 | 25 | 25 | Ionia | 588 | 203 | 59 | 264 | 12 | 12 |
| Somerset | 1,045 | 275 | 153 | 615 | 2 | — | Iosco | 509 | 21 | 75 | 388 | 25 | 1 |
| Waldo | 328 | 264 | 9 | 54 | 1 | 1 | Iron | 1,193 | 6 | 30 | 1,153 | 4 | 1 |
| Washington | 1,092 | 431 | 148 | 332 | 181 | 12 | Isabella | 887 | 271 | 106 | 289 | 221 | 18 |
| York | 3,591 | 305 | 328 | 2,940 | 18 | 9 | Jackson | 590 | 132 | 45 | 349 | 64 | 58 |
| Maryland | 101,947 | 23,837 | 2,595 | 12,262 | 63,253 | 63,033 | Kalamazoo | 837 | 283 | 73 | 443 | 38 | 38 |
| Allegany | 2,792 | 1,385 | 344 | 699 | 364 | 360 | Kalkaska | 246 | 111 | 27 | 92 | 16 | 1 |
| Anne Arundel | 6,416 | 660 | 102 | 941 | 4,713 | 4,708 | Kent | 3,443 | 336 | 228 | 2,816 | 63 | 57 |
| Baltimore | 5,774 | 1,426 | 432 | 1,085 | 2,831 | 2,822 | Keweenaw | 260 | 1 | 33 | 226 | — | — |
| Baltimore city | 29,148 | 2,351 | 1,175 | 8,585 | 17,037 | 16,846 | Lake | 175 | 48 | 19 | 99 | 9 | 1 |
| Calvert | 1,654 | 239 | — | 1 | 1,414 | 1,414 | Lapeer | 736 | 282 | 156 | 287 | 11 | 7 |
| Caroline | 1,903 | 732 | 8 | 26 | 1,137 | 1,137 | Leelanaw | 650 | 26 | 126 | 297 | 201 | — |
| Carroll | 1,453 | 849 | 75 | 66 | 463 | 463 | Lenawee | 641 | 312 | 32 | 202 | 45 | 43 |
| Cecil | 1,736 | 468 | 47 | 109 | 1,112 | 1,111 | Livingston | 300 | 96 | 39 | 157 | 8 | 8 |
| Charles | 3,437 | 375 | 5 | 12 | 3,045 | 3,045 | Luce | 88 | 5 | 5 | 75 | — | — |
| Dorchester | 4,431 | 1,827 | 5 | 34 | 2,565 | 2,564 | Mackinac | 730 | 136 | 142 | 318 | 134 | 9 |
| Frederick | 3,531 | 1,363 | 73 | 61 | 1,584 | 1,584 | Macomb | 1,517 | 424 | 256 | 825 | 12 | 12 |
| Garrett | 1,062 | 891 | 75 | 67 | 29 | 29 | Manistee | 1,089 | 63 | 68 | 952 | 6 | 4 |
| Harford | 1,863 | 262 | 41 | 130 | 1,430 | 1,429 | Marquette | 2,374 | 35 | 256 | 2,045 | 35 | 4 |
| Howard | 1,711 | 323 | 38 | 159 | 1,191 | 1,191 | Mason | 943 | 84 | 66 | 635 | 168 | — |
| Kent | 2,912 | 382 | 11 | 44 | 2,475 | 2,474 | Mecosta | 478 | 149 | 71 | 212 | 46 | 29 |
| Montgomery | 3,367 | 614 | 14 | 24 | 2,715 | 2,713 | Menominee | 2,784 | 60 | 377 | 2,322 | 25 | — |
| Prince George | 4,443 | 771 | 26 | 66 | 3,580 | 3,579 | Midland | 668 | 127 | 90 | 449 | 2 | 2 |
| Queen Anne | 2,685 | 656 | 12 | 17 | 2,000 | 2,000 | Missaukee | 221 | 42 | 42 | 112 | 25 | — |
| St. Mary | 3,880 | 824 | 4 | 13 | 3,039 | 3,039 | Monroe | 1,676 | 778 | 289 | 617 | 17 | 17 |
| Somerset | 4,591 | 1,357 | 8 | 7 | 3,219 | 3,218 | Montcalm | 840 | 355 | 67 | 400 | 18 | 18 |
| Talbot | 2,964 | 482 | 11 | 27 | 2,444 | 2,444 | Montmorency | 174 | 16 | 45 | 113 | — | — |
| Washington | 2,534 | 1,782 | 84 | 71 | 697 | 697 | Muskegon | 1,298 | 99 | 104 | 1,088 | 7 | 6 |
| Wicomico | 3,429 | 1,725 | 4 | 3 | 1,697 | 1,696 | Newaygo | 419 | 190 | 56 | 173 | — | — |
| Worcester | 4,181 | 1,593 | 1 | 15 | 2,572 | 2,570 | Oakland | 902 | 264 | 107 | 502 | 29 | 29 |
| Massachusetts | 134,043 | 3,912 | 6,827 | 119,582 | 3,722 | 2,353 | Oceana | 437 | 106 | 47 | 166 | 118 | 4 |
| Barnstable | 1,394 | 190 | 64 | 964 | 176 | 173 | Ogemaw | 257 | 62 | 41 | 135 | 19 | 1 |
| Berkshire | 4,309 | 466 | — | 3,786 | 115 | 104 | Ontonagon | 313 | 12 | 37 | 253 | 11 | — |
| Bristol | 22,823 | 485 | 1,103 | 20,762 | 473 | 420 | Osceola | 469 | 139 | 32 | 282 | 16 | 4 |
| Dukes | 254 | 23 | 5 | 207 | 19 | 13 | Oscoda | 34 | 9 | 5 | 20 | — | — |
| Essex | 14,102 | 408 | 471 | 12,932 | 291 | 210 | Otsego | 334 | 44 | 58 | 232 | — | — |
| Franklin | 1,491 | 102 | 112 | 1,261 | 16 | 15 | Ottawa | 822 | 64 | 93 | 658 | 7 | 5 |
| Hampden | 11,871 | 344 | 732 | 10,663 | 132 | 109 | Presque Isle | 896 | 18 | 338 | 482 | 8 | 5 |
| Hampshire | 3,318 | 141 | 215 | 2,907 | 55 | 49 | Roscommon | 51 | 24 | 6 | 21 | — | — |
| Middlesex | 21,355 | 646 | 989 | 19,018 | 702 | 567 | Saginaw | 2,525 | 275 | 360 | 1,815 | 75 | 32 |
| Nantucket | 70 | 20 | 1 | 45 | 4 | 2 | St. Clair | 1,766 | 234 | 350 | 1,177 | 5 | 5 |
| Norfolk | 4,194 | 101 | 129 | 3,897 | 67 | 37 | St. Joseph | 454 | 225 | 63 | 155 | 10 | 10 |
| Plymouth | 3,724 | 306 | 139 | 3,064 | 215 | 180 | Sanilac | 934 | 68 | 226 | 640 | — | — |
| Suffolk | 24,339 | 195 | 438 | 22,930 | 1,276 | 553 | Schoolcraft | 403 | 24 | 62 | 309 | 8 | 1 |
| Worcester | 19,799 | 509 | 1,963 | 17,146 | 181 | 121 | Shiawassee | 429 | 166 | 66 | 192 | 5 | 5 |
| Michigan | 80,482 | 12,154 | 10,123 | 54,399 | 3,806 | 1,426 | Tuscola | 893 | 192 | 173 | 503 | 25 | 2 |
| Alcona | 471 | 25 | 71 | 366 | 9 | — | Van Buren | 676 | 341 | 74 | 178 | 33 | 60 |
| Alger | 322 | 20 | 38 | 240 | 24 | — | Washtenaw | 607 | 76 | 93 | 335 | 103 | 99 |
| Allegan | 886 | 320 | 144 | 350 | 72 | 33 | Wayne | 11,735 | 685 | 908 | 9,802 | 340 | 339 |
| Alpena | 1,434 | 37 | 211 | 1,185 | 1 | 1 | Wexford | 560 | 123 | 60 | 374 | 3 | — |
| Antrim | 500 | 148 | 63 | 229 | 60 | 4 | Minnesota | 52,946 | 1,556 | 4,782 | 42,142 | 4,466 | 337 |
| Arenac | 353 | 48 | 44 | 217 | 44 | — | Aitkin | 311 | 10 | 25 | 195 | 81 | 10 |
| Baraga | 313 | 2 | 22 | 158 | 131 | 1 | Anoka | 331 | 28 | 31 | 227 | — | — |
| Barry | 432 | 206 | 41 | 181 | 4 | 4 | Becker | 324 | 9 | 24 | 283 | 3 | 2 |
| Bay | 3,747 | 356 | 611 | 2,717 | 63 | 15 | Beltrami | 1,160 | 11 | 40 | 320 | 789 | 3 |
| Benzie | 195 | 66 | 30 | 77 | 22 | 1 | Benton | 407 | 17 | 56 | 354 | — | — |
| Berrien | 1,176 | 409 | 128 | 572 | 67 | 65 | Bigstone | 263 | 7 | 24 | 232 | — | — |
| Branch | 202 | 202 | 96 | 197 | 8 | 4 | Blue Earth | 662 | 53 | 69 | 539 | 1 | 1 |
| Calhoun | 462 | 165 | 47 | 176 | 75 | 43 | Brown | 607 | 5 | 59 | 543 | — | — |
| Cass | 537 | 216 | 31 | 74 | 216 | 203 | Carlton | 514 | 7 | 37 | 356 | 114 | — |
| Charlevoix | 327 | 86 | 73 | 251 | 117 | — | Carver | 365 | 4 | 45 | 316 | — | — |
| Cheboygan | 1,176 | 99 | 284 | 724 | 69 | 2 | Cass | 974 | 35 | 15 | 87 | 837 | — |
| Chippewa | 1,360 | 64 | 137 | 989 | 170 | 7 | Chippewa | 246 | 3 | 31 | 211 | 1 | 1 |
| Clare | 268 | 102 | 44 | 116 | 6 | 4 | Chisago | 817 | 3 | 19 | 795 | — | — |
| Clinton | 465 | 147 | 98 | 236 | 4 | 1 | Clay | 360 | 10 | 28 | 322 | — | — |
| Crawford | 131 | 26 | 19 | 83 | 3 | 1 | Cook | 134 | — | 1 | 24 | 109 | — |
| Delta | 1,781 | 42 | 223 | 1,402 | 114 | 4 | Cottonwood | 269 | 5 | 22 | 242 | — | — |
| Dickinson | 1,312 | 17 | 58 | 1,214 | 23 | 2 | Crow Wing | 363 | 50 | 64 | 242 | 7 | 1 |
| Eaton | 454 | 235 | 51 | 164 | 4 | 4 | Dakota | 383 | 12 | 36 | 316 | 19 | 3 |
| Emmet | 552 | 54 | 44 | 162 | 292 | 3 | Dodge | 171 | 8 | 17 | 143 | 3 | 3 |
| Genesee | 722 | 267 | 109 | 336 | 10 | 9 | Douglas | 607 | 11 | 38 | 557 | 1 | — |
| Gladwin | 213 | 55 | 46 | 109 | 3 | 1 | Faribault | 425 | 20 | 50 | 354 | 1 | — |
| Gogebic | 800 | 3 | 26 | 733 | 38 | — | Fillmore | 791 | 28 | 43 | 720 | — | — |
| Grand Traverse | 508 | 97 | 68 | 321 | 22 | 5 | Freeborn | 584 | 9 | 32 | 535 | 8 | 8 |
| Gratiot | 581 | 330 | 83 | 158 | 10 | 10 | Goodhue | 1,153 | 12 | 65 | 1,036 | 40 | 1 |
| Hillsdale | 351 | 214 | 42 | 79 | 16 | 8 | Grant | 201 | 4 | 16 | 179 | 2 | 2 |

¹ Persons of negro descent, Chinese, Japanese, and Indians.

² Includes all persons of negro descent.

STATISTICS OF POPULATION.

TABLE 84.—TOTAL ILLITERATE POPULATION 10 YEARS OF AGE AND OVER, CLASSIFIED BY GENERAL NATIVITY AND COLOR, BY COUNTIES: 1900—Continued.

| COUNTIES. | Aggregate. | NATIVE WHITE. | | | COLORED. ¹ | | COUNTIES. | Aggregate. | NATIVE WHITE. | | | COLORED. ¹ | | | | | | |
|--------------------------------------|------------|-----------------|------------------|----------------|-----------------------|---------------------|------------------|------------|-----------------|------------------|----------------|-----------------------|---------------------|--------|-------|--------|--------|--------|
| | | Native parents. | Foreign parents. | Foreign white. | Total. | Negro. ² | | | Native parents. | Foreign parents. | Foreign white. | Total. | Negro. ³ | | | | | |
| Minnesota—Con. | | | | | | | Mississippi—Con. | | | | | | | | | | | |
| Hennepin | 3,606 | 105 | 305 | 3,087 | 109 | 90 | Hancock | 2,200 | 1,017 | 77 | 75 | 1,081 | 997 | | | | | |
| Houston | 882 | 18 | 85 | 778 | 1 | | Harrison | 2,786 | 636 | 104 | 150 | 1,896 | 1,896 | | | | | |
| Hubbard | 133 | 22 | 17 | 94 | | | Hinds | 13,309 | 215 | 14 | 26 | 13,054 | 13,050 | | | | | |
| Isanti | 605 | 9 | 28 | 568 | | | Holmes | 10,302 | 153 | 1 | 4 | 10,134 | 10,134 | | | | | |
| Itasca | 514 | 14 | 25 | 116 | 359 | 1 | Issaquena | 4,093 | 9 | 3 | 7 | 4,074 | 4,073 | | | | | |
| Jackson | 380 | 7 | 31 | 342 | | | Itawamba | 1,466 | 1,011 | 3 | | 452 | 452 | | | | | |
| Kanabec | 100 | 5 | 3 | 76 | 16 | | Jackson | 3,197 | 1,023 | 58 | 36 | 2,075 | 2,074 | | | | | |
| Kandiyohi | 464 | 5 | 21 | 438 | | | Jasper | 2,638 | 320 | 1 | | 2,317 | 2,220 | | | | | |
| Kittson | 226 | 11 | 33 | 179 | 3 | | Jefferson | 6,416 | 180 | 5 | 4 | 6,227 | 6,226 | | | | | |
| Lac qui Parle | 408 | 8 | 29 | 370 | | 1 | Jones | 2,607 | 1,077 | 9 | 5 | 1,516 | 1,506 | | | | | |
| Lake | 73 | 1 | 6 | 54 | 12 | 1 | Kemper | 4,419 | 526 | 7 | 3 | 3,883 | 3,787 | | | | | |
| Lesueur | 623 | 16 | 101 | 506 | | | Lafayette | 3,240 | 553 | 3 | | 2,680 | 2,679 | | | | | |
| Lincoln | 242 | 5 | 17 | 220 | | | Lauderdale | 7,896 | 551 | 10 | 9 | 7,326 | 7,325 | | | | | |
| Lyon | 403 | 9 | 31 | 363 | | | Lawrence | 2,943 | 446 | 1 | | 2,496 | 2,496 | | | | | |
| McLeod | 703 | 8 | 99 | 596 | | | Leake | 3,027 | 783 | 15 | 1 | 2,228 | 2,018 | | | | | |
| Marshall | 510 | 7 | 68 | 434 | 1 | | Lee | 3,439 | 799 | 11 | 4 | 2,625 | 2,624 | | | | | |
| Martin | 270 | 16 | 24 | 230 | | | Leflore | 3,680 | 50 | 2 | 15 | 3,593 | 3,588 | | | | | |
| Meeker | 462 | 39 | 19 | 402 | 2 | | Lincoln | 4,058 | 812 | 10 | 14 | 3,222 | 3,220 | | | | | |
| Millelacs | 158 | 18 | 33 | 107 | | | Lowndes | 9,183 | 72 | 1 | | 9,110 | 9,110 | | | | | |
| Morrison | 1,273 | 38 | 190 | 1,045 | | | Madison | 9,791 | 159 | 1 | 5 | 9,626 | 9,626 | | | | | |
| Mower | 421 | 9 | 32 | 379 | 1 | 1 | Marion | 2,052 | 735 | 3 | 1 | 1,313 | 1,313 | | | | | |
| Murray | 214 | 8 | 18 | 188 | | | Marshall | 5,354 | 200 | 2 | 2 | 5,150 | 5,150 | | | | | |
| Nicollet | 370 | 15 | 37 | 318 | | | Monroe | 6,370 | 787 | 5 | | 6,078 | 6,078 | | | | | |
| Nobles | 151 | 11 | 16 | 123 | 1 | 1 | Montgomery | 3,015 | 252 | 3 | 5 | 2,755 | 2,755 | | | | | |
| Norman | 379 | 3 | 34 | 342 | | | Neshoba | 1,776 | 670 | 7 | 1 | 1,098 | 757 | | | | | |
| Olmsted | 455 | 48 | 41 | 365 | 1 | 1 | Newton | 3,214 | 526 | 5 | 1 | 2,682 | 2,438 | | | | | |
| Ottertail | 2,090 | 59 | 201 | 1,816 | 14 | 13 | Noxubee | 11,343 | 121 | 1 | 2 | 11,219 | 11,219 | | | | | |
| Pine | 424 | 4 | 38 | 311 | 71 | | Oktibbeha | 5,743 | 335 | 1 | | 5,412 | 5,412 | | | | | |
| Pipestone | 95 | 8 | 8 | 76 | 3 | 3 | Panola | 6,456 | 259 | 3 | 2 | 6,189 | 6,189 | | | | | |
| Folk | 1,350 | 16 | 133 | 1,201 | | | Pearl River | 853 | 300 | 5 | 2 | 551 | 551 | | | | | |
| Pope | 387 | 2 | 38 | 347 | | | Perry | 2,223 | 776 | 4 | 4 | 1,445 | 1,420 | | | | | |
| Ramsey | 4,334 | 68 | 236 | 3,869 | 161 | 150 | Pike | 4,801 | 372 | 6 | 29 | 4,394 | 4,392 | | | | | |
| Red Lake | 1,169 | 18 | 174 | 975 | 2 | 2 | Pontotoc | 2,837 | 1,155 | 4 | 4 | 1,664 | 1,664 | | | | | |
| Redwood | 353 | 19 | 33 | 275 | 26 | | Prentiss | 2,385 | 1,397 | 18 | 1 | 949 | 949 | | | | | |
| Renville | 809 | 2 | 44 | 763 | | | Quitman | 1,484 | 134 | 6 | 7 | 1,337 | 1,337 | | | | | |
| Rice | 963 | 33 | 127 | 806 | 2 | 2 | Rankin | 4,194 | 283 | 7 | 1 | 3,903 | 3,898 | | | | | |
| Rock | 125 | 4 | 8 | 113 | | | Scott | 2,480 | 394 | 4 | 3 | 2,079 | 1,982 | | | | | |
| Roseau | 266 | 1 | 48 | 205 | 12 | 1 | Sharkey | 4,032 | 27 | 2 | 9 | 3,994 | 3,994 | | | | | |
| St. Louis | 3,228 | 47 | 135 | 2,491 | 555 | 18 | Simpson | 2,785 | 789 | 2 | 1 | 2,003 | 2,003 | | | | | |
| Scott | 603 | 12 | 113 | 474 | 4 | 2 | Smith | 1,562 | 854 | 8 | | 700 | 700 | | | | | |
| Sherburne | 127 | 19 | 25 | 83 | | | Sunflower | 4,727 | 230 | 7 | 6 | 4,484 | 4,484 | | | | | |
| Sibley | 647 | 9 | 115 | 523 | | | Tallahatchie | 5,503 | 369 | | 2 | 5,132 | 5,127 | | | | | |
| Stearns | 1,199 | 91 | 191 | 914 | 3 | 3 | Tate | 4,170 | 284 | 3 | 3 | 3,880 | 3,880 | | | | | |
| Steele | 380 | 6 | 40 | 333 | 1 | 1 | Tippah | 1,549 | 743 | 7 | 3 | 793 | 793 | | | | | |
| Stevens | 346 | 3 | 27 | 316 | | | Tishomingo | 1,402 | 1,027 | 7 | | 368 | 368 | | | | | |
| Swift | 440 | 3 | 56 | 381 | | | Tunica | 5,475 | 66 | 1 | 5 | 5,403 | 5,398 | | | | | |
| Todd | 658 | 102 | 91 | 465 | | | Union | 2,363 | 1,133 | 7 | 1 | 1,222 | 1,222 | | | | | |
| Traverse | 174 | 3 | 7 | 164 | | | Warren | 10,502 | 99 | 6 | 75 | 10,322 | 10,313 | | | | | |
| Wabasha | 337 | 26 | 43 | 317 | 1 | 1 | Washington | 15,292 | 87 | 5 | 66 | 15,134 | 15,120 | | | | | |
| Wadena | 238 | 22 | 27 | 189 | | | Wayne | 2,423 | 711 | 9 | | 1,703 | 1,703 | | | | | |
| Waseca | 399 | 10 | 33 | 350 | 1 | 1 | Webster | 1,593 | 517 | 4 | 1 | 1,071 | 1,071 | | | | | |
| Washington | 894 | 25 | 114 | 755 | 20 | 7 | Wilkinson | 7,346 | 147 | 5 | 15 | 7,179 | 7,179 | | | | | |
| Watonwan | 196 | 10 | 8 | 176 | 2 | 1 | Winston | 2,216 | 461 | 1 | 4 | 1,750 | 1,732 | | | | | |
| Wilkin | 307 | 2 | 24 | 280 | 1 | | Yalobusha | 3,939 | 221 | 6 | 3 | 3,709 | 3,709 | | | | | |
| Winona | 1,012 | 41 | 135 | 835 | 1 | 1 | Yazoo | 11,920 | 278 | 4 | 8 | 11,630 | 11,630 | | | | | |
| Wright | 1,481 | 75 | 136 | 1,270 | 20 | | Missouri | | | | | | 152,844 | 89,203 | 7,202 | 19,944 | 36,495 | 36,390 |
| Yellow Medicine | 233 | 3 | 20 | 240 | | | Adair | 725 | 553 | 43 | 44 | 80 | 80 | | | | | |
| White Earth reservation ³ | 1,075 | 2 | 14 | 16 | 1,043 | | Andrew | 476 | 353 | 37 | 34 | 52 | 52 | | | | | |
| Mississippi | | | | | | | 351,461 | 35,432 | 606 | 806 | 314,617 | 313,312 | | | | | | |
| Adams | 9,047 | 110 | 4 | 37 | 8,896 | 8,893 | Barton | 314 | 244 | 25 | 41 | 4 | 4 | | | | | |
| Alcorn | 1,706 | 975 | 6 | 6 | 719 | 719 | Bates | 690 | 514 | 37 | 87 | 52 | 52 | | | | | |
| Amite | 4,617 | 284 | 4 | 5 | 4,324 | 4,324 | Benton | 899 | 710 | 69 | 51 | 69 | 69 | | | | | |
| Attala | 4,727 | 830 | 12 | 5 | 3,890 | 3,821 | Bollinger | 1,853 | 1,746 | 56 | 43 | 8 | 8 | | | | | |
| Benton | 2,055 | 340 | 4 | 2 | 1,709 | 1,709 | Boone | 2,523 | 1,123 | 24 | 20 | 1,361 | 1,361 | | | | | |
| Bolivar | 11,144 | 143 | 6 | 79 | 10,916 | 10,907 | Buchanan | 2,680 | 1,021 | 113 | 623 | 913 | 913 | | | | | |
| Calhoun | 2,320 | 1,001 | 12 | 2 | 1,305 | 1,305 | Butler | 1,907 | 1,361 | 34 | 8 | 504 | 504 | | | | | |
| Carroll | 4,330 | 429 | 12 | 1 | 4,333 | 4,333 | Caldwell | 412 | 292 | 14 | 34 | 72 | 72 | | | | | |
| Chickasaw | 3,916 | 351 | 4 | 1 | 3,560 | 3,560 | Callaway | 1,907 | 673 | 30 | 61 | 1,133 | 1,133 | | | | | |
| Choctaw | 1,776 | 641 | 4 | 2 | 1,129 | 1,129 | Camden | 1,295 | 1,211 | 30 | 14 | 40 | 40 | | | | | |
| Claiborne | 5,716 | 96 | 3 | 2 | 5,615 | 5,615 | Cape Girardeau | 1,886 | 1,135 | 179 | 134 | 433 | 433 | | | | | |
| Clarke | 3,552 | 716 | 10 | 3 | 2,823 | 2,820 | Carroll | 398 | 499 | 35 | 41 | 320 | 320 | | | | | |
| Clay | 4,925 | 120 | | 1 | 4,804 | 4,801 | Carter | 674 | 661 | 11 | 1 | 1 | 1 | | | | | |
| Coahoma | 7,171 | 63 | 5 | 15 | 7,083 | 7,083 | Cass | 522 | 371 | 17 | 22 | 112 | 112 | | | | | |
| Copiah | 6,590 | 552 | 8 | 13 | 6,017 | 6,017 | Cedar | 733 | 683 | 26 | 13 | 11 | 11 | | | | | |
| Covington | 1,952 | 486 | 2 | | 1,464 | 1,464 | Chariton | 1,541 | 633 | 63 | 120 | 725 | 725 | | | | | |
| De Soto | 6,433 | 139 | 2 | 1 | 6,246 | 6,246 | Christian | 1,244 | 1,183 | 9 | 15 | 32 | 32 | | | | | |
| Franklin | 3,445 | 533 | 1 | | 2,860 | 2,854 | Clark | 351 | 244 | 33 | 45 | 27 | 27 | | | | | |
| Greene | 536 | 226 | | | 310 | 273 | Clay | 781 | 338 | 19 | 99 | 253 | 254 | | | | | |
| Grenada | 3,444 | 32 | | 1 | 3,351 | 3,348 | Clinton | 652 | 326 | 19 | 56 | 251 | 251 | | | | | |

¹ Persons of negro descent, Chinese, Japanese, and Indians.

² Includes all persons of negro descent.

³ Indian reservation.

TABLE 84.—TOTAL ILLITERATE POPULATION 10 YEARS OF AGE AND OVER, CLASSIFIED BY GENERAL NATIVITY AND COLOR, BY COUNTIES: 1900—Continued.

| COUNTIES. | Aggregate. | NATIVE WHITE. | | | COLORED. ¹ | | COUNTIES. | Aggregate. | NATIVE WHITE. | | | COLORED. ¹ | | | | | | |
|---------------------|------------|-----------------|------------------|----------------|-----------------------|---------------------|-------------------------------|------------|-----------------|------------------|----------------|-----------------------|---------------------|-------|-------|--------|-------|-----|
| | | Native parents. | Foreign parents. | Foreign white. | Total. | Negro. ² | | | Native parents. | Foreign parents. | Foreign white. | Total. | Negro. ² | | | | | |
| Missouri—Con. | | | | | | Missouri—Con. | | | | | | | | | | | | |
| Cole..... | 1,204 | 846 | 160 | 164 | 534 | 534 | Sullivan..... | 857 | 770 | 26 | 39 | 22 | 22 | | | | | |
| Cooper..... | 1,682 | 432 | 79 | 154 | 967 | 962 | Taney..... | 703 | 682 | 12 | 9 | 1 | 1 | | | | | |
| Crawford..... | 939 | 830 | 43 | 47 | 19 | 18 | Texas..... | 1,579 | 1,523 | 35 | 20 | 1 | 1 | | | | | |
| Dade..... | 898 | 806 | 14 | 15 | 63 | 63 | Vernon..... | 1,080 | 825 | 30 | 172 | 53 | 53 | | | | | |
| Dallas..... | 928 | 896 | 23 | 4 | 5 | 5 | Warren..... | 454 | 121 | 78 | 69 | 186 | 185 | | | | | |
| Davies..... | 618 | 512 | 25 | 15 | 66 | 65 | Washington..... | 2,047 | 1,780 | 53 | 47 | 167 | 167 | | | | | |
| Dekalb..... | 343 | 231 | 23 | 59 | 30 | 30 | Wayne..... | 1,295 | 1,217 | 34 | 19 | 25 | 25 | | | | | |
| Dent..... | 1,216 | 1,161 | 32 | 16 | 7 | 7 | Webster..... | 1,284 | 1,225 | 20 | 16 | 23 | 23 | | | | | |
| Douglas..... | 1,882 | 1,840 | 23 | 3 | 16 | 16 | Worth..... | 224 | 201 | 14 | 7 | 2 | 2 | | | | | |
| Dunklin..... | 3,448 | 3,338 | 37 | 9 | 64 | 64 | Wright..... | 1,542 | 1,420 | 20 | 20 | 82 | 82 | | | | | |
| Franklin..... | 1,612 | 712 | 219 | 228 | 453 | 453 | Montana..... | | | | | | 11,675 | 406 | 346 | 4,264 | 6,659 | 152 |
| Gasconade..... | 305 | 157 | 75 | 70 | 3 | 3 | Beaverhead..... | 116 | 7 | 6 | 82 | 21 | | 4 | | | | |
| Gentry..... | 438 | 387 | 24 | 23 | 4 | 4 | Broadwater..... | 17 | 2 | | 10 | 5 | | 1 | | | | |
| Greene..... | 2,484 | 1,633 | 66 | 68 | 717 | 717 | Carbon..... | 138 | 27 | 9 | 99 | 3 | | 1 | | | | |
| Grundy..... | 578 | 473 | 25 | 25 | 55 | 55 | Cascade..... | 673 | 14 | 25 | 581 | 53 | | 14 | | | | |
| Harrison..... | 774 | 713 | 27 | 23 | 11 | 11 | Choteau..... | 1,231 | 20 | 24 | 164 | 1,023 | | 9 | | | | |
| Henry..... | 947 | 571 | 42 | 38 | 296 | 296 | Custer..... | 995 | 15 | 13 | 57 | 910 | | 11 | | | | |
| Hickory..... | 402 | 373 | 18 | 10 | 1 | 1 | Dawson..... | 21 | 2 | 3 | 14 | 2 | | | | | | |
| Holt..... | 575 | 477 | 34 | 31 | 33 | 33 | Deerlodge..... | 712 | 32 | 24 | 601 | 55 | | 18 | | | | |
| Howard..... | 1,680 | 433 | 19 | 29 | 1,199 | 1,199 | Fergus..... | 208 | 30 | 10 | 52 | 116 | | 4 | | | | |
| Howell..... | 1,288 | 1,152 | 30 | 44 | 62 | 62 | Flathead..... | 191 | 14 | 22 | 95 | 60 | | 4 | | | | |
| Iron..... | 765 | 659 | 28 | 18 | 60 | 60 | Gallatin..... | 132 | 29 | 11 | 74 | 18 | | 7 | | | | |
| Jackson..... | 6,216 | 978 | 194 | 1,725 | 3,319 | 3,304 | Granite..... | 68 | 2 | | 54 | 12 | | 2 | | | | |
| Jasper..... | 2,141 | 1,689 | 94 | 124 | 234 | 234 | Jefferson..... | 121 | 10 | 8 | 88 | 15 | | 1 | | | | |
| Jefferson..... | 1,548 | 855 | 211 | 194 | 288 | 288 | Lewis and Clarke..... | 256 | 8 | 21 | 142 | 85 | | 22 | | | | |
| Johnson..... | 965 | 467 | 31 | 56 | 411 | 411 | Madison..... | 124 | 14 | 7 | 87 | 16 | | 2 | | | | |
| Knox..... | 334 | 219 | 28 | 54 | 33 | 33 | Meagher..... | 21 | 2 | 2 | 13 | 4 | | 4 | | | | |
| Laclede..... | 1,157 | 993 | 20 | 46 | 98 | 98 | Missoula..... | 1,462 | 46 | 63 | 230 | 1,123 | | 4 | | | | |
| Lafayette..... | 1,615 | 394 | 66 | 202 | 953 | 953 | Park..... | 232 | 20 | 18 | 180 | 14 | | 2 | | | | |
| Lawrence..... | 1,363 | 1,174 | 50 | 75 | 64 | 64 | Ravalli..... | 131 | 60 | 8 | 60 | 13 | | 6 | | | | |
| Lewis..... | 610 | 240 | 30 | 62 | 278 | 278 | Silverbow..... | 1,508 | 15 | 46 | 1,298 | 149 | | 23 | | | | |
| Lincoln..... | 954 | 355 | 50 | 50 | 499 | 499 | Sweet Grass..... | 74 | 5 | 2 | 42 | 25 | | 2 | | | | |
| Linn..... | 792 | 468 | 39 | 132 | 153 | 153 | Teton..... | 368 | 9 | 3 | 11 | 845 | | | | | | |
| Livingston..... | 632 | 423 | 35 | 73 | 101 | 101 | Valley..... | 978 | 4 | 3 | 10 | 961 | | | | | | |
| McDonald..... | 628 | 603 | 17 | 6 | 2 | 2 | Yellowstone..... | 97 | 19 | 16 | 43 | 19 | | 11 | | | | |
| Macon..... | 1,628 | 892 | 66 | 277 | 393 | 393 | Crow reservation ³ | 1,301 | | 2 | 187 | 1,112 | | 1 | | | | |
| Madison..... | 1,097 | 979 | 31 | 27 | 60 | 59 | Nebraska..... | | | | | | 17,997 | 3,311 | 1,406 | 11,911 | 1,369 | 633 |
| Maries..... | 815 | 745 | 42 | 28 | | | Adams..... | 359 | 47 | 23 | 279 | 10 | | 8 | | | | |
| Marion..... | 1,536 | 388 | 56 | 171 | 921 | 919 | Antelope..... | 138 | 42 | 10 | 86 | | | | | | | |
| Mercer..... | 642 | 584 | 21 | 14 | 23 | 23 | Banner..... | 20 | 5 | 1 | 14 | | | | | | | |
| Miller..... | 1,299 | 1,117 | 79 | 58 | 45 | 44 | Blaine..... | 9 | 1 | | 8 | | | | | | | |
| Mississippi..... | 1,505 | 764 | 19 | 21 | 701 | 701 | Boone..... | 94 | 18 | 8 | 68 | | | | | | | |
| Moniteau..... | 749 | 394 | 75 | 108 | 172 | 172 | Boxbutte..... | 105 | 19 | 4 | 54 | 28 | | 27 | | | | |
| Monroe..... | 717 | 245 | 11 | 19 | 442 | 442 | Boyd..... | 306 | 17 | 19 | 270 | | | | | | | |
| Montgomery..... | 732 | 277 | 60 | 45 | 350 | 350 | Brown..... | 25 | 11 | 2 | 12 | | | | | | | |
| Morgan..... | 722 | 496 | 64 | 50 | 112 | 112 | Buffalo..... | 240 | 66 | 22 | 152 | | | | | | | |
| New Madrid..... | 1,985 | 1,200 | 18 | 14 | 753 | 753 | Burt..... | 233 | 72 | 12 | 136 | 13 | | 1 | | | | |
| Newton..... | 1,296 | 1,045 | 47 | 73 | 131 | 131 | Butler..... | 320 | 32 | 36 | 252 | | | | | | | |
| Nodaway..... | 717 | 547 | 43 | 106 | 21 | 21 | Cass..... | 305 | 112 | 21 | 163 | 4 | | 4 | | | | |
| Oregon..... | 1,484 | 1,431 | 29 | 19 | 5 | 5 | Cedar..... | 324 | 33 | 20 | 271 | | | | | | | |
| Osage..... | 711 | 349 | 107 | 175 | 30 | 30 | Chase..... | 41 | 26 | 3 | 12 | | | | | | | |
| Ozark..... | 1,513 | 1,487 | 9 | 7 | 10 | 10 | Cherry..... | 84 | 27 | 12 | 42 | 3 | | 2 | | | | |
| Pemiscot..... | 1,722 | 1,406 | 38 | 2 | 276 | 276 | Cheyenne..... | 90 | 18 | 10 | 62 | | | | | | | |
| Perry..... | 861 | 504 | 160 | 64 | 133 | 133 | Clay..... | 303 | 32 | 13 | 253 | | | | | | | |
| Pettis..... | 1,344 | 453 | 50 | 107 | 734 | 734 | Collax..... | 162 | 2 | 21 | 135 | 4 | | 4 | | | | |
| Phelps..... | 1,044 | 830 | 36 | 144 | 34 | 33 | Cuming..... | 146 | 9 | 19 | 114 | 4 | | | | | | |
| Pike..... | 1,519 | 416 | 26 | 29 | 1,048 | 1,047 | Custer..... | 331 | 121 | 35 | 163 | 12 | | 12 | | | | |
| Platte..... | 564 | 228 | 16 | 30 | 290 | 290 | Dakota..... | 122 | 28 | 14 | 77 | 3 | | 3 | | | | |
| Polk..... | 1,209 | 1,125 | 18 | 11 | 55 | 55 | Dawes..... | 51 | 9 | 5 | 26 | 11 | | 9 | | | | |
| Pulaski..... | 917 | 873 | 18 | 13 | 13 | 13 | Dawson..... | 138 | 42 | 11 | 85 | | | | | | | |
| Putnam..... | 982 | 909 | 36 | 35 | 2 | 2 | Deuel..... | 86 | 14 | 6 | 66 | | | | | | | |
| Ralls..... | 563 | 205 | 11 | 20 | 332 | 332 | Dixon..... | 162 | 21 | 14 | 127 | | | | | | | |
| Randolph..... | 1,067 | 445 | 22 | 42 | 555 | 555 | Dodge..... | 298 | 27 | 8 | 254 | 9 | | 9 | | | | |
| Ray..... | 1,432 | 941 | 41 | 62 | 408 | 408 | Douglas..... | 2,256 | 113 | 75 | 1,684 | 384 | | 353 | | | | |
| Reynolds..... | 929 | 895 | 21 | 13 | | | Dundy..... | 56 | 13 | 2 | 43 | | | | | | | |
| Ripley..... | 1,256 | 1,216 | 26 | 13 | 1 | 1 | Fillmore..... | 260 | 42 | 29 | 189 | | | | | | | |
| St. Charles..... | 964 | 161 | 126 | 164 | 513 | 513 | Franklin..... | 102 | 37 | 13 | 52 | | | | | | | |
| St. Clair..... | 674 | 564 | 28 | 20 | 62 | 61 | Frontier..... | 83 | 48 | 6 | 29 | | | | | | | |
| St. Genevieve..... | 945 | 491 | 198 | 116 | 143 | 143 | Furnas..... | 111 | 51 | 17 | 42 | 1 | | 1 | | | | |
| St. Francois..... | 2,072 | 1,675 | 111 | 170 | 116 | 116 | Gage..... | 364 | 141 | 30 | 193 | | | | | | | |
| St. Louis..... | 1,949 | 300 | 240 | 574 | 835 | 835 | Garfield..... | 13 | 9 | 1 | 3 | | | | | | | |
| St. Louis city..... | 20,359 | 1,343 | 1,666 | 10,764 | 6,581 | 6,516 | Gosper..... | 121 | 33 | 12 | 75 | 1 | | 1 | | | | |
| Saline..... | 1,918 | 576 | 36 | 31 | 1,245 | 1,244 | Grant..... | 6 | 1 | 1 | 2 | 2 | | 2 | | | | |
| Schuyler..... | 278 | 236 | 12 | 30 | | | Greeley..... | 181 | 13 | 8 | 157 | 3 | | 3 | | | | |
| Scotland..... | 302 | 247 | 13 | 24 | | | Hall..... | 280 | 42 | 28 | 206 | 4 | | 4 | | | | |
| Scott..... | 1,251 | 973 | 84 | 47 | 147 | 147 | Hamilton..... | 171 | 41 | 16 | 114 | | | | | | | |
| Shannon..... | 1,141 | 1,112 | 22 | 5 | 2 | 2 | Harlan..... | 119 | 40 | 14 | 62 | 3 | | 2 | | | | |
| Shelby..... | 374 | 196 | 29 | 13 | 136 | 136 | | | | | | | | | | | | |
| Stoddard..... | 2,346 | 2,252 | 52 | 16 | 26 | 26 | | | | | | | | | | | | |
| Stone..... | 1,043 | 1,025 | 16 | 2 | 4 | 4 | | | | | | | | | | | | |

¹ Persons of negro descent, Chinese, Japanese, and Indians.

² Includes all persons of negro descent.

³ Indian reservation.

STATISTICS OF POPULATION.

TABLE 84.—TOTAL ILLITERATE POPULATION 10 YEARS OF AGE AND OVER, CLASSIFIED BY GENERAL NATIVITY AND COLOR, BY COUNTIES: 1900—Continued.

| COUNTIES. | Aggregate. | NATIVE WHITE. | | | COLORED. ¹ | | COUNTIES. | Aggregate. | NATIVE WHITE. | | | COLORED. ¹ | | | | | |
|---------------|------------|-----------------|------------------|----------------|-----------------------|---------------------|--------------|------------|-----------------|------------------|----------------|-----------------------|---------------------|--------|---------|--------|-------|
| | | Native parents. | Foreign parents. | Foreign white. | Total. | Negro. ² | | | Native parents. | Foreign parents. | Foreign white. | Total. | Negro. ² | | | | |
| Nebraska—Con. | | | | | | New Jersey—Con. | | | | | | | | | | | |
| Hayes | 41 | 7 | 4 | 30 | | Cumberland | 3,177 | 1,418 | 186 | 1,156 | 417 | 414 | | | | | |
| Hitchcock | 95 | 19 | 4 | 72 | | Essex | 15,870 | 313 | 696 | 13,362 | 1,499 | 1,427 | | | | | |
| Holt | 182 | 38 | 14 | 130 | | Gloucester | 1,434 | 529 | 83 | 480 | 342 | 342 | | | | | |
| Hooker | 4 | 1 | | 3 | | Hudson | 13,434 | 205 | 513 | 12,259 | 457 | 346 | | | | | |
| Howard | 221 | 15 | 36 | 167 | 3 | Hunterdon | 1,340 | 784 | 32 | 431 | 93 | 91 | | | | | |
| Jefferson | 162 | 49 | 10 | 96 | 7 | Mercer | 4,940 | 651 | 226 | 3,301 | 762 | 739 | | | | | |
| Johnson | 138 | 57 | 17 | 61 | 3 | Middlesex | 5,045 | 385 | 196 | 4,132 | 232 | 275 | | | | | |
| Kearney | 172 | 26 | 9 | 136 | 1 | Monmouth | 3,495 | 948 | 105 | 1,434 | 1,011 | 996 | | | | | |
| Keith | 41 | 5 | 1 | 35 | | Morris | 3,488 | 931 | 146 | 2,139 | 272 | 254 | | | | | |
| Keyapaha | 25 | 11 | 3 | 11 | | Ocean | 844 | 690 | 22 | 101 | 81 | 28 | | | | | |
| Kimball | 9 | 1 | 3 | 5 | | Passaic | 9,339 | 739 | 395 | 7,800 | 396 | 337 | | | | | |
| Knox | 376 | 20 | 11 | 197 | 148 | Salem | 1,275 | 394 | 30 | 455 | 396 | 391 | | | | | |
| Lancaster | 1,017 | 133 | 67 | 737 | 80 | Somerset | 1,932 | 140 | 60 | 1,374 | 358 | 350 | | | | | |
| Lincoln | 168 | 55 | 9 | 100 | 4 | Sussex | 1,437 | 813 | 24 | 556 | 39 | 38 | | | | | |
| Logan | 18 | 8 | 4 | 6 | | Union | 4,294 | 102 | 119 | 3,544 | 523 | 495 | | | | | |
| Loup | 15 | 11 | 1 | 3 | | Warren | 1,767 | 840 | 107 | 745 | 75 | 75 | | | | | |
| McPherson | 9 | 5 | 1 | 3 | | New Mexico | | | | | | 46,971 | 32,532 | 1,993 | 4,397 | 3,049 | 271 |
| Madison | 413 | 62 | 37 | 306 | 8 | Bernalillo | 6,718 | 3,321 | 57 | 312 | 3,028 | 50 | | | | | |
| Merrick | 138 | 35 | 11 | 91 | 1 | Chaves | 306 | 103 | 68 | 104 | 26 | 14 | | | | | |
| Nance | 161 | 29 | 14 | 117 | 1 | Colfax | 1,346 | 1,143 | 40 | 70 | 93 | 88 | | | | | |
| Nemaha | 231 | 145 | 27 | 52 | 7 | Donna Ana | 2,377 | 741 | 791 | 1,343 | 2 | 2 | | | | | |
| Nuckolls | 140 | 61 | 10 | 68 | 1 | Eddy | 331 | 48 | 54 | 220 | 9 | 9 | | | | | |
| Otoe | 504 | 103 | 35 | 322 | 39 | Grant | 2,582 | 360 | 500 | 1,671 | 51 | 34 | | | | | |
| Pawnee | 136 | 53 | 11 | 72 | | Guadalupe | 1,502 | 1,480 | 1 | 16 | 5 | 2 | | | | | |
| Perkins | 18 | 5 | 2 | 11 | | Lincoln | 861 | 733 | 53 | 67 | 8 | 6 | | | | | |
| Phelps | 196 | 13 | 5 | 178 | | Mora | 3,003 | 2,962 | 19 | 11 | 11 | 6 | | | | | |
| Pierce | 51 | 11 | 5 | 35 | | Otero | 807 | 267 | 97 | 193 | 250 | 5 | | | | | |
| Platte | 634 | 25 | 92 | 562 | 5 | Rio Arriba | 4,349 | 4,034 | 5 | 8 | 802 | 13 | | | | | |
| Polk | 258 | 27 | 19 | 212 | | San Juan | 1,327 | 236 | 3 | 7 | 1,031 | | | | | | |
| Redwillow | 149 | 49 | 14 | 86 | | San Miguel | 5,948 | 5,769 | 76 | 69 | 34 | 15 | | | | | |
| Richardson | 337 | 199 | 44 | 75 | 19 | Santa Fe | 2,473 | 2,116 | 16 | 41 | 300 | 9 | | | | | |
| Rock | 31 | 11 | 4 | 16 | | Sierra | 642 | 472 | 63 | 102 | 5 | 3 | | | | | |
| Saline | 272 | 47 | 34 | 189 | 2 | Socorro | 2,399 | 2,677 | 32 | 123 | 17 | 9 | | | | | |
| Sarpy | 262 | 57 | 21 | 183 | 1 | Taos | 2,695 | 2,338 | 6 | 2 | 299 | | | | | | |
| Saunders | 533 | 70 | 29 | 434 | | Union | 873 | 822 | 37 | 12 | 2 | 1 | | | | | |
| Scotts Bluff | 15 | 9 | | 6 | | Valencia | 4,932 | 2,855 | 25 | 26 | 2,026 | 5 | | | | | |
| Seward | 271 | 45 | 22 | 201 | 3 | New York | | | | | | 318,100 | 29,188 | 18,162 | 258,423 | 12,327 | 9,130 |
| Sheridan | 72 | 21 | 6 | 44 | 1 | Albany | 6,033 | 532 | 705 | 4,601 | 150 | 145 | | | | | |
| Sherman | 178 | 18 | 36 | 124 | | Alegany | 572 | 276 | 40 | 241 | 15 | 15 | | | | | |
| Sioux | 38 | 5 | 13 | 20 | | Broome | 1,217 | 395 | 54 | 714 | 54 | 54 | | | | | |
| Stanton | 59 | 10 | 3 | 41 | | Cattaraugus | 1,870 | 354 | 129 | 1,032 | 305 | 31 | | | | | |
| Thayer | 205 | 67 | 27 | 109 | 2 | Cayuga | 1,641 | 347 | 113 | 1,098 | 83 | 80 | | | | | |
| Thomas | 12 | 4 | 2 | 6 | | Chautauqua | 2,213 | 213 | 88 | 1,901 | 16 | 8 | | | | | |
| Thurston | 534 | 2 | | 3 | 524 | Chemung | 1,414 | 333 | 68 | 869 | 114 | 110 | | | | | |
| Valley | 134 | 21 | 13 | 94 | 1 | Chenango | 504 | 239 | 25 | 231 | 9 | 8 | | | | | |
| Washington | 247 | 64 | 14 | 168 | 1 | Clinton | 6,305 | 1,812 | 2,616 | 2,342 | 35 | 29 | | | | | |
| Wayne | 61 | 10 | 4 | 47 | | Columbia | 2,051 | 602 | 83 | 1,119 | 247 | 240 | | | | | |
| Webster | 175 | 57 | 21 | 96 | 1 | Cortland | 403 | 192 | 33 | 168 | 10 | 9 | | | | | |
| Wheeler | 9 | 3 | 1 | 2 | | Delaware | 934 | 534 | 74 | 303 | 23 | 22 | | | | | |
| York | 165 | 34 | 20 | 107 | 4 | Dutchess | 3,547 | 835 | 212 | 2,172 | 323 | 322 | | | | | |
| Nevada | | | | | | 4,645 | 81 | 52 | 641 | 3,371 | 29 | | | | | | |
| Churchill | 193 | | | 3 | 190 | | Erie | 15,774 | 444 | 950 | 14,005 | 375 | 96 | | | | |
| Douglas | 59 | 12 | 2 | 20 | 5 | Essex | 1,750 | 522 | 545 | 669 | 14 | 12 | | | | | |
| Elko | 659 | 18 | 5 | 71 | 565 | 1 | Franklin | 4,996 | 1,094 | 1,424 | 1,945 | 533 | 17 | | | | |
| Esmeralda | 640 | 2 | | 23 | 615 | 2 | Fulton | 1,073 | 532 | 86 | 359 | 46 | 43 | | | | |
| Eureka | 224 | | 1 | 62 | 161 | | Genesee | 1,217 | 125 | 74 | 869 | 149 | 9 | | | | |
| Humboldt | 504 | 13 | 5 | 49 | 437 | 4 | Greene | 902 | 379 | 43 | 371 | 109 | 108 | | | | |
| Lander | 234 | 9 | 4 | 61 | 160 | 1 | Hamilton | 227 | 65 | 41 | 117 | 4 | | | | | |
| Lincoln | 238 | 3 | 2 | 11 | 222 | 4 | Herkimer | 1,244 | 409 | 83 | 725 | 27 | 23 | | | | |
| Lyon | 233 | 4 | | 42 | 192 | | Jefferson | 2,221 | 602 | 337 | 1,204 | 23 | 21 | | | | |
| Nye | 261 | 4 | 3 | 10 | 244 | | Kings | 41,852 | 534 | 1,566 | 37,648 | 2,044 | 1,734 | | | | |
| Ormsby | 100 | 2 | | 20 | 78 | 2 | Lewis | 1,070 | 235 | 266 | 502 | 7 | 3 | | | | |
| Storey | 184 | 4 | 3 | 69 | 103 | 3 | Livingston | 1,409 | 333 | 75 | 930 | 21 | 21 | | | | |
| Washoe | 932 | 9 | 19 | 181 | 753 | 10 | Madison | 990 | 407 | 71 | 469 | 43 | 40 | | | | |
| White Pine | 169 | 1 | 3 | 19 | 146 | | Monroe | 4,345 | 138 | 319 | 4,272 | 56 | 54 | | | | |
| New Hampshire | | | | | | 21,075 | 2,085 | 1,755 | 17,126 | 109 | 70 | | | | | | |
| Belknap | 768 | 127 | 58 | 576 | 7 | 7 | Montgomery | 1,316 | 339 | 90 | 1,377 | 13 | 13 | | | | |
| Carroll | 527 | 247 | 10 | 269 | 1 | 1 | Nassau | 2,658 | 550 | 1,695 | 308 | 308 | 294 | | | | |
| Cheshire | 1,608 | 145 | 153 | 1,305 | | | New York | 132,977 | 591 | 2,140 | 126,897 | 3,349 | 2,224 | | | | |
| Coos | 2,137 | 127 | 170 | 1,837 | 3 | 3 | Niagara | 2,111 | 141 | 174 | 1,668 | 123 | 63 | | | | |
| Grafton | 1,172 | 271 | 137 | 754 | 10 | 7 | Oneida | 4,734 | 314 | 464 | 3,442 | 64 | 60 | | | | |
| Hillsboro | 7,514 | 268 | 553 | 6,664 | 29 | 14 | Onondaga | 4,373 | 634 | 333 | 3,641 | 260 | 109 | | | | |
| Merrimack | 2,491 | 235 | 305 | 1,932 | 19 | 19 | Ontario | 1,520 | 133 | 84 | 1,201 | 52 | 51 | | | | |
| Rockingham | 2,067 | 367 | 143 | 1,523 | 29 | 15 | Orange | 4,030 | 1,220 | 170 | 2,137 | 513 | 512 | | | | |
| Strafford | 2,022 | 176 | 126 | 1,710 | 10 | 3 | Orleans | 899 | 91 | 61 | 732 | 15 | 15 | | | | |
| Sullivan | 769 | 122 | 95 | 551 | 1 | 1 | Oswego | 2,190 | 645 | 341 | 1,130 | 24 | 24 | | | | |
| New Jersey | | | | | | 36,658 | 13,511 | 3,520 | 59,307 | 10,320 | 9,832 | | | | | | |
| Atlantic | 3,040 | 733 | 93 | 1,554 | 610 | 536 | Otsego | 924 | 435 | 43 | 332 | 14 | 14 | | | | |
| Bergen | 3,368 | 413 | 134 | 2,277 | 539 | 519 | Putnam | 596 | 232 | 11 | 333 | 20 | 18 | | | | |
| Burlington | 2,672 | 1,364 | 132 | 616 | 560 | 553 | Queens | 5,171 | 102 | 194 | 4,554 | 321 | 238 | | | | |
| Camden | 3,938 | 773 | 212 | 1,386 | 1,567 | 1,540 | Rensselaer | 4,088 | 547 | 415 | 3,050 | 76 | 62 | | | | |
| Cape May | 526 | 235 | 9 | 146 | 36 | 86 | Richmond | 1,335 | 30 | 77 | 1,539 | 139 | 116 | | | | |
| | | | | | | | Rockland | 2,019 | 350 | 81 | 1,272 | 316 | 309 | | | | |
| | | | | | | | St. Lawrence | 5,144 | 1,097 | 1,136 | 2,839 | 22 | 19 | | | | |
| | | | | | | | Saratoga | 2,479 | 543 | 250 | 1,572 | 114 | 109 | | | | |

¹ Persons of negro descent, Chinese, Japanese, and Indians.

² Includes all persons of negro descent.

ILLITERACY.

TABLE 84.—TOTAL ILLITERATE POPULATION 10 YEARS OF AGE AND OVER, CLASSIFIED BY GENERAL NATIVITY AND COLOR, BY COUNTIES: 1900—Continued.

| COUNTIES. | Aggregate. | NATIVE WHITE. | | | COLORED. ¹ | | COUNTIES. | Aggregate. | NATIVE WHITE. | | | COLORED. ¹ | |
|---------------------|------------|-----------------|------------------|----------------|-----------------------|---------------------|---|------------|-----------------|------------------|----------------|-----------------------|---------------------|
| | | Native parents. | Foreign parents. | Foreign white. | Total. | Negro. ² | | | Native parents. | Foreign parents. | Foreign white. | Total. | Negro. ² |
| New York—Con. | | | | | | | North Carolina— | | | | | | |
| Schenectady..... | 1,653 | 152 | 85 | 1,383 | 33 | 28 | Continued. | | | | | | |
| Schoharie..... | 745 | 573 | 17 | 98 | 57 | 57 | Pamlico..... | 1,547 | 755 | 1 | 1 | 790 | 790 |
| Schuyler..... | 310 | 146 | 10 | 135 | 19 | 19 | Pasquotank..... | 2,612 | 547 | 2 | 6 | 2,057 | 2,055 |
| Seneca..... | 796 | 202 | 62 | 511 | 21 | 21 | Pender..... | 3,261 | 750 | 9 | 1 | 2,501 | 2,501 |
| Steuben..... | 1,883 | 860 | 126 | 854 | 43 | 42 | Perquimans..... | 1,581 | 501 | 2 | 1 | 1,077 | 1,077 |
| Suffolk..... | 2,909 | 563 | 106 | 1,814 | 426 | 407 | Person..... | 4,652 | 1,719 | 2 | 2 | 2,931 | 2,931 |
| Sullivan..... | 839 | 366 | 91 | 371 | 11 | 9 | Pitt..... | 8,493 | 2,250 | 7 | 4 | 6,232 | 6,232 |
| Tioga..... | 669 | 438 | 38 | 169 | 29 | 29 | Polk..... | 1,326 | 963 | 3 | 3 | 360 | 360 |
| Tompkins..... | 588 | 267 | 24 | 251 | 46 | 46 | Randolph..... | 4,436 | 3,459 | 4 | 4 | 978 | 978 |
| Ulster..... | 4,588 | 1,793 | 301 | 2,262 | 232 | 226 | Richmond..... | 3,911 | 1,038 | 1 | 1 | 2,872 | 2,872 |
| Warren..... | 1,172 | 500 | 170 | 492 | 10 | 3 | Robeson..... | 9,898 | 2,728 | 7 | 1 | 7,162 | 5,600 |
| Washington..... | 1,822 | 438 | 272 | 1,096 | 26 | 26 | Rockingham..... | 7,091 | 2,956 | 8 | 3 | 4,129 | 4,127 |
| Wayne..... | 2,182 | 544 | 150 | 1,432 | 56 | 55 | Rowan..... | 4,614 | 2,055 | 7 | 1 | 2,551 | 2,551 |
| Westchester..... | 8,209 | 624 | 271 | 6,613 | 701 | 635 | Rutherford..... | 4,179 | 3,002 | 4 | 4 | 1,173 | 1,172 |
| Wyoming..... | 407 | 92 | 43 | 262 | 10 | 10 | Sampson..... | 5,892 | 2,772 | 2 | 3 | 3,115 | 3,115 |
| Yates..... | 315 | 133 | 30 | 143 | 9 | 8 | Scotland..... | 3,512 | 876 | 6 | 6 | 2,630 | 2,579 |
| North Carolina..... | 386,251 | 175,325 | 320 | 262 | 210,344 | 208,132 | Stanly..... | 2,677 | 2,143 | 1 | 1 | 532 | 532 |
| Alamance..... | 4,139 | 2,051 | 1 | 1 | 2,086 | 2,086 | Stokes..... | 4,606 | 3,487 | 1 | 1 | 1,119 | 1,119 |
| Alexander..... | 1,474 | 1,226 | 5 | 248 | 3,991 | 3,991 | Surry..... | 5,700 | 4,677 | 5 | 5 | 1,013 | 1,013 |
| Alleghany..... | 1,195 | 1,029 | 5 | 161 | 4,083 | 4,083 | Swain..... | 1,768 | 1,374 | 4 | 1 | 389 | 64 |
| Anson..... | 5,141 | 1,096 | 6 | 1 | 4,038 | 4,038 | Transylvania..... | 768 | 580 | 3 | 2 | 183 | 183 |
| Ashe..... | 3,411 | 3,142 | 10 | 1 | 258 | 258 | Tyrrell..... | 1,011 | 575 | 2 | 2 | 434 | 434 |
| Beaufort..... | 5,928 | 1,726 | 4 | 3 | 4,195 | 4,195 | Union..... | 5,215 | 2,320 | 2 | 2 | 2,891 | 2,891 |
| Bertie..... | 5,131 | 1,139 | 1 | 1 | 3,991 | 3,991 | Vance..... | 4,050 | 812 | 2 | 3 | 3,233 | 3,233 |
| Bladen..... | 3,706 | 1,084 | 6 | 1 | 2,616 | 2,615 | Wake..... | 10,585 | 3,545 | 8 | 18 | 7,014 | 7,013 |
| Brunswick..... | 2,961 | 1,233 | 1 | 1 | 1,727 | 1,727 | Warren..... | 4,245 | 471 | 1 | 9 | 3,764 | 3,764 |
| Buncombe..... | 5,649 | 3,461 | 18 | 11 | 2,159 | 2,158 | Washington..... | 2,468 | 688 | 2 | 1 | 1,778 | 1,778 |
| Burke..... | 3,336 | 2,498 | 1 | 1 | 837 | 837 | Watauga..... | 2,105 | 1,977 | 1 | 1 | 127 | 127 |
| Cabarrus..... | 3,388 | 1,553 | 1 | 2 | 1,732 | 1,732 | Wayne..... | 6,556 | 2,288 | 4 | 8 | 4,256 | 4,256 |
| Caldwell..... | 2,729 | 2,130 | 1 | 1 | 598 | 595 | Wilkes..... | 6,874 | 5,972 | 9 | 1 | 892 | 892 |
| Camden..... | 1,083 | 468 | 4 | 4 | 607 | 607 | Wilson..... | 6,271 | 2,331 | 1 | 2 | 3,937 | 3,937 |
| Carteret..... | 1,761 | 1,143 | 2 | 1 | 615 | 615 | Yadkin..... | 2,843 | 2,419 | 2 | 2 | 422 | 421 |
| Caswell..... | 3,922 | 808 | 1 | 1 | 3,113 | 3,113 | Yancey..... | 2,511 | 2,405 | 2 | 2 | 104 | 104 |
| Catawba..... | 3,015 | 2,119 | 4 | 4 | 892 | 892 | North Dakota..... | 12,719 | 279 | 784 | 8,432 | 3,224 | 31 |
| Chatham..... | 4,435 | 1,847 | 3 | 3 | 2,585 | 2,585 | Barnes..... | 505 | 2 | 22 | 481 | 481 | |
| Cherokee..... | 2,057 | 1,902 | 2 | 1 | 152 | 124 | Benson..... | 708 | 5 | 12 | 165 | 526 | |
| Chowan..... | 2,688 | 571 | 2 | 1 | 2,114 | 2,112 | Billings..... | 13 | 2 | 17 | 111 | 111 | |
| Clay..... | 784 | 738 | 1 | 1 | 45 | 45 | Bottineau..... | 130 | 32 | 12 | 167 | 21 | 17 |
| Cleveland..... | 5,800 | 3,541 | 5 | 3 | 1,751 | 1,751 | Burleigh..... | 232 | 2 | 12 | 167 | 21 | 17 |
| Columbus..... | 4,006 | 2,267 | 5 | 2 | 1,732 | 1,709 | Cass..... | 520 | 11 | 36 | 467 | 6 | 4 |
| Craven..... | 6,361 | 1,023 | 1 | 14 | 5,323 | 5,319 | Cavalier..... | 542 | 15 | 53 | 443 | 31 | 1 |
| Cumberland..... | 5,440 | 1,992 | 3 | 1 | 3,444 | 3,443 | Dickey..... | 96 | 3 | 9 | 84 | 84 | |
| Currituck..... | 1,031 | 465 | 2 | 2 | 564 | 564 | Eddy..... | 43 | 5 | 3 | 35 | 35 | |
| Dare..... | 874 | 670 | 2 | 2 | 202 | 202 | Emmons..... | 307 | 1 | 18 | 284 | 4 | 1 |
| Davidson..... | 4,022 | 2,966 | 3 | 1 | 1,052 | 1,052 | Foster..... | 28 | 2 | 2 | 23 | 1 | 1 |
| Davie..... | 2,151 | 1,853 | 1 | 1 | 797 | 797 | Grand Forks..... | 324 | 13 | 22 | 286 | 3 | 1 |
| Duplin..... | 4,863 | 2,128 | 1 | 1 | 2,734 | 2,734 | Griggs..... | 239 | 2 | 27 | 210 | 210 | |
| Durham..... | 5,193 | 1,927 | 6 | 18 | 3,242 | 3,242 | Kidder..... | 98 | 3 | 7 | 88 | 88 | |
| Edgecombe..... | 8,262 | 1,363 | 4 | 4 | 6,895 | 6,894 | Lamoure..... | 48 | 1 | 1 | 46 | 46 | |
| Forsyth..... | 6,107 | 2,887 | 7 | 6 | 3,207 | 3,207 | Logan..... | 67 | 7 | 7 | 60 | 60 | |
| Franklin..... | 5,852 | 1,935 | 4 | 4 | 3,913 | 3,913 | McHenry..... | 245 | 17 | 7 | 222 | 222 | |
| Gaston..... | 4,844 | 2,665 | 15 | 6 | 2,158 | 2,158 | McIntosh..... | 148 | 1 | 22 | 125 | 125 | |
| Gates..... | 2,300 | 802 | 9 | 9 | 1,498 | 1,498 | McLean..... | 677 | 1 | 16 | 198 | 461 | 2 |
| Graham..... | 747 | 650 | 9 | 9 | 88 | 88 | Mercer..... | 106 | 4 | 4 | 82 | 20 | |
| Granville..... | 5,448 | 1,343 | 1 | 1 | 4,104 | 4,104 | Morton..... | 225 | 4 | 12 | 206 | 3 | 1 |
| Greene..... | 3,021 | 1,025 | 5 | 4 | 1,987 | 1,987 | Nelson..... | 284 | 5 | 12 | 267 | 16 | 16 |
| Guilford..... | 5,203 | 2,241 | 9 | 8 | 2,945 | 2,944 | Oliver..... | 29 | 6 | 17 | 15 | 15 | |
| Halifax..... | 9,311 | 1,128 | 3 | 1 | 8,179 | 8,179 | Pembina..... | 532 | 15 | 85 | 402 | 30 | |
| Harnett..... | 3,291 | 1,691 | 3 | 3 | 1,596 | 1,596 | Pierce..... | 259 | 9 | 15 | 235 | 235 | |
| Haywood..... | 2,803 | 2,677 | 4 | 3 | 119 | 119 | Ramsey..... | 143 | 8 | 5 | 129 | 1 | |
| Henderson..... | 1,719 | 1,204 | 1 | 1 | 513 | 513 | Ransom..... | 93 | 3 | 3 | 87 | 87 | |
| Hertford..... | 3,536 | 743 | 4 | 4 | 2,789 | 2,789 | Richland..... | 732 | 5 | 62 | 662 | 3 | |
| Hyde..... | 1,990 | 618 | 3 | 2 | 1,367 | 1,367 | Rolette..... | 1,349 | 46 | 36 | 122 | 1,145 | |
| Iredell..... | 4,504 | 2,045 | 1 | 1 | 2,458 | 2,458 | Sargent..... | 131 | 2 | 9 | 102 | 18 | |
| Jackson..... | 2,250 | 1,956 | 4 | 4 | 290 | 172 | Stark..... | 806 | 2 | 16 | 785 | 3 | 2 |
| Johnston..... | 7,101 | 4,323 | 6 | 2 | 2,771 | 2,771 | Steele..... | 109 | 1 | 5 | 103 | 103 | |
| Jones..... | 1,614 | 536 | 7 | 7 | 1,071 | 1,071 | Stutsman..... | 445 | 24 | 43 | 378 | 378 | |
| Lenoir..... | 4,452 | 1,496 | 2 | 2 | 2,952 | 2,952 | Towner..... | 182 | 14 | 10 | 157 | 157 | |
| Lincoln..... | 2,519 | 1,829 | 3 | 2 | 685 | 685 | Trail..... | 189 | 1 | 13 | 175 | 175 | |
| McDowell..... | 2,085 | 1,515 | 2 | 1 | 567 | 566 | Walsh..... | 630 | 5 | 108 | 572 | 572 | |
| Macon..... | 1,945 | 1,709 | 4 | 4 | 232 | 232 | Ward..... | 161 | 10 | 16 | 97 | 97 | |
| Madison..... | 4,103 | 3,926 | 4 | 1 | 172 | 168 | Wells..... | 370 | 2 | 31 | 337 | 337 | |
| Martin..... | 4,154 | 1,308 | 1 | 1 | 2,845 | 2,845 | Williams..... | 41 | 1 | 4 | 8 | 8 | |
| Mecklenburg..... | 10,370 | 2,466 | 10 | 32 | 7,862 | 7,861 | Standing Rock reservation (part of). ³ | 882 | 1 | 1 | 881 | 881 | |
| Mitchell..... | 3,436 | 3,242 | 1 | 1 | 193 | 193 | Ohio..... | 131,541 | 56,416 | 10,789 | 50,155 | 14,231 | 14,107 |
| Montgomery..... | 2,939 | 1,700 | 5 | 1 | 1,233 | 1,233 | Adams..... | 1,530 | 1,404 | 44 | 25 | 57 | 57 |
| Moore..... | 3,881 | 1,694 | 5 | 2 | 2,180 | 2,180 | Allen..... | 1,145 | 641 | 115 | 330 | 59 | 56 |
| Nash..... | 6,523 | 2,546 | 3 | 1 | 3,973 | 3,973 | Ashland..... | 361 | 281 | 40 | 37 | 3 | 3 |
| New Hanover..... | 4,648 | 621 | 5 | 20 | 4,002 | 4,001 | Ashtabula..... | 1,218 | 159 | 33 | 1,010 | 16 | 16 |
| Northampton..... | 5,641 | 1,218 | 1 | 1 | 4,423 | 4,422 | Athens..... | 1,831 | 1,220 | 114 | 283 | 214 | 213 |
| Onslow..... | 2,503 | 1,351 | 1 | 1 | 1,152 | 1,152 | | | | | | | |
| Orange..... | 2,716 | 1,041 | 1 | 1 | 1,674 | 1,674 | | | | | | | |

¹ Persons of negro descent, Chinese, Japanese, and Indians.

² Includes all persons of negro descent.

³ Indian reservation.

STATISTICS OF POPULATION.

TABLE 84.—TOTAL ILLITERATE POPULATION 10 YEARS OF AGE AND OVER, CLASSIFIED BY GENERAL NATIVITY AND COLOR, BY COUNTIES, 1900—Continued.

| COUNTIES. | Aggregate. | NATIVE WHITE. | | | COLORED. ¹ | | COUNTIES. | Aggregate. | NATIVE WHITE. | | | COLORED. ¹ | |
|------------|------------|-----------------|------------------|----------------|-----------------------|---------------------|---|------------|-----------------|------------------|----------------|-----------------------|---------------------|
| | | Native parents. | Foreign parents. | Foreign white. | Total. | Negro. ² | | | Native parents. | Foreign parents. | Foreign white. | Total. | Negro. ² |
| Ohio—Con. | | | | | | | Oklahoma | 15,774 | 5,788 | 491 | 1,268 | 8,227 | 3,628 |
| Auglaize | 785 | 471 | 154 | 107 | 3 | 3 | Beaver | 77 | 49 | 7 | 6 | 15 | 15 |
| Belmont | 2,526 | 1,379 | 227 | 654 | 266 | 262 | Blaine | 954 | 108 | 17 | 108 | 721 | 250 |
| Brown | 1,382 | 729 | 112 | 101 | 390 | 390 | Canadian | 424 | 101 | 11 | 67 | 245 | 77 |
| Butler | 1,181 | 426 | 141 | 425 | 189 | 188 | Cleveland | 717 | 498 | 17 | 25 | 177 | 117 |
| Carroll | 385 | 164 | 45 | 119 | 7 | 7 | Custer | 518 | 301 | 15 | 32 | 170 | 29 |
| Champaign | 1,019 | 589 | 42 | 144 | 244 | 240 | Day | 58 | 49 | 2 | 2 | | |
| Clark | 1,944 | 621 | 98 | 540 | 685 | 685 | Dewey | 285 | 113 | 7 | 21 | 144 | 10 |
| Clermont | 1,068 | 550 | 83 | 203 | 232 | 232 | Garfield | 326 | 158 | 39 | 62 | 67 | 67 |
| Clinton | 850 | 550 | 28 | 71 | 201 | 201 | Grant | 201 | 95 | 23 | 69 | 14 | 14 |
| Columbiana | 1,603 | 519 | 186 | 852 | 96 | 92 | Greer | 338 | 308 | 9 | 14 | 7 | 7 |
| Coshocton | 1,015 | 754 | 133 | 118 | 10 | 10 | Kay | 257 | 118 | 24 | 49 | 66 | 32 |
| Crawford | 544 | 208 | 118 | 213 | 5 | 5 | Kingfisher | 728 | 99 | 18 | 68 | 543 | 487 |
| Cuyahoga | 15,665 | 242 | 501 | 14,359 | 583 | 500 | Lincoln | 1,244 | 600 | 38 | 67 | 539 | 441 |
| Darke | 1,378 | 965 | 183 | 200 | 30 | 30 | Logan | 1,369 | 175 | 23 | 40 | 1,131 | 1,130 |
| Defiance | 444 | 241 | 84 | 112 | 7 | 7 | Noble | 577 | 89 | 14 | 36 | 388 | 73 |
| Delaware | 518 | 300 | 40 | 130 | 48 | 45 | Oklahoma | 937 | 243 | 26 | 133 | 595 | 530 |
| Erie | 838 | 122 | 83 | 595 | 83 | 83 | Pawnee | 499 | 250 | 17 | 17 | 215 | 36 |
| Fairfield | 962 | 748 | 100 | 83 | 31 | 31 | Payne | 488 | 296 | 30 | 48 | 114 | 73 |
| Fayette | 871 | 605 | 30 | 25 | 211 | 209 | Pottawatomie | 1,526 | 958 | 38 | 38 | 492 | 180 |
| Franklin | 4,608 | 1,447 | 412 | 1,464 | 1,285 | 1,278 | Roger Mills | 306 | 226 | 6 | 10 | 64 | |
| Fulton | 444 | 152 | 68 | 222 | 2 | 2 | Washita | 408 | 229 | 26 | 47 | 106 | 1 |
| Gallia | 1,981 | 1,437 | 68 | 40 | 436 | 436 | Woods | 627 | 342 | 56 | 209 | 20 | 20 |
| Gauga | 238 | 73 | 17 | 145 | 3 | 3 | Woodward | 109 | 77 | 11 | 15 | 6 | 4 |
| Greene | 1,468 | 597 | 52 | 158 | 661 | 659 | Kaw reservation ³ | 62 | 9 | | | 53 | |
| Guernsey | 1,072 | 684 | 78 | 261 | 49 | 49 | Kiowa, Comanche, and Apache reservation. ³ | 1,747 | 28 | 8 | 29 | 1,682 | 17 |
| Hamilton | 10,805 | 1,015 | 853 | 5,785 | 3,152 | 3,148 | Osage reservation. ³ | 608 | 244 | 9 | 3 | 352 | 4 |
| Hancock | 820 | 569 | 99 | 131 | 21 | 21 | Wichita reservation. ³ | 389 | 25 | | 3 | 361 | 9 |
| Hardin | 849 | 568 | 76 | 125 | 80 | 80 | Oregon | 10,686 | 1,745 | 435 | 2,207 | 6,299 | 89 |
| Harrison | 416 | 311 | 12 | 21 | 72 | 72 | Baker | 301 | 42 | 13 | 26 | 220 | 7 |
| Henry | 855 | 443 | 181 | 226 | 5 | 5 | Benton | 57 | 28 | 10 | 10 | 9 | |
| Highland | 1,253 | 907 | 31 | 45 | 270 | 270 | Clackamas | 262 | 104 | 39 | 92 | 27 | 1 |
| Hocking | 1,341 | 1,074 | 89 | 140 | 38 | 36 | Clatsop | 469 | 16 | 5 | 172 | 276 | 4 |
| Holmes | 574 | 390 | 104 | 80 | | | Columbia | 118 | 18 | 10 | 31 | 9 | |
| Huron | 459 | 120 | 76 | 235 | 28 | 26 | Coos | 180 | 69 | 16 | 56 | 39 | 8 |
| Jackson | 2,673 | 2,139 | 215 | 197 | 122 | 120 | Crook | 235 | 10 | 1 | 2 | 222 | |
| Jefferson | 1,987 | 568 | 95 | 1,181 | 143 | 141 | Curry | 50 | 8 | 4 | 7 | 31 | |
| Knox | 375 | 238 | 36 | 28 | 28 | 28 | Douglas | 245 | 105 | 27 | 59 | 54 | |
| Lake | 407 | 68 | 18 | 280 | 41 | 40 | Gilliam | 73 | 7 | 3 | 5 | 58 | |
| Lawrence | 3,524 | 2,824 | 166 | 190 | 344 | 344 | Grant | 113 | 32 | 6 | 14 | 61 | 1 |
| Licking | 1,033 | 698 | 80 | 201 | 64 | 50 | Harney | 40 | 14 | 3 | 9 | 14 | 2 |
| Logan | 728 | 521 | 41 | 73 | 93 | 92 | Jackson | 147 | 88 | 15 | 28 | 16 | 4 |
| Lorain | 875 | 57 | 85 | 648 | 85 | 83 | Josephine | 88 | 51 | 13 | 13 | 11 | |
| Lucas | 4,842 | 825 | 526 | 3,309 | 182 | 167 | Klamath | 373 | 22 | 1 | 11 | 339 | 1 |
| Madison | 986 | 586 | 35 | 145 | 170 | 170 | Lake | 28 | 5 | | 4 | 19 | |
| Mahoning | 3,723 | 377 | 166 | 3,073 | 107 | 106 | Lane | 283 | 113 | 20 | 69 | 81 | 4 |
| Marion | 489 | 259 | 64 | 129 | 37 | 36 | Lincoln | 243 | 14 | 4 | 25 | 205 | 2 |
| Medina | 365 | 171 | 40 | 123 | 31 | 31 | Linn | 262 | 151 | 28 | 63 | 20 | 3 |
| Meigs | 1,428 | 1,006 | 110 | 121 | 191 | 191 | Malheur | 120 | 24 | 7 | 26 | 63 | 2 |
| Mercer | 780 | 467 | 183 | 116 | 14 | 14 | Marion | 619 | 203 | 71 | 236 | 109 | 11 |
| Miami | 1,059 | 652 | 98 | 127 | 187 | 186 | Morrow | 66 | 18 | 2 | 34 | 12 | |
| Monroe | 979 | 702 | 161 | 103 | 13 | 12 | Multnomah | 4,082 | 64 | 46 | 790 | 3,182 | 34 |
| Montgomery | 3,565 | 1,227 | 293 | 1,478 | 557 | 551 | Polk | 176 | 76 | 7 | 16 | 77 | |
| Morgan | 524 | 453 | 38 | 20 | 13 | 13 | Sherman | 33 | 13 | | 2 | 18 | 1 |
| Morrow | 225 | 185 | 15 | 22 | 3 | 3 | Tillamook | 89 | 32 | 5 | 36 | 16 | |
| Muskingum | 1,339 | 890 | 119 | 198 | 132 | 132 | Umatilla | 741 | 94 | 13 | 71 | 563 | 2 |
| Noble | 694 | 521 | 119 | 43 | 11 | 11 | Union | 254 | 116 | 16 | 55 | 67 | |
| Ottawa | 1,027 | 183 | 175 | 666 | 3 | 2 | Wallowa | 41 | 35 | | 6 | | |
| Paulding | 1,400 | 999 | 149 | 151 | 101 | 100 | Wasco | 500 | 49 | 13 | 53 | 385 | 1 |
| Perry | 1,496 | 702 | 137 | 550 | 107 | 107 | Washington | 194 | 52 | 27 | 88 | 27 | 1 |
| Pickaway | 1,313 | 1,042 | 66 | 138 | 17 | 17 | Wheeler | 26 | 15 | 3 | 6 | 2 | |
| Pike | 1,612 | 1,337 | 78 | 40 | 157 | 156 | Yamhill | 173 | 57 | 7 | 42 | 67 | |
| Portage | 543 | 159 | 61 | 292 | 31 | 31 | Pennsylvania | 299,376 | 71,384 | 15,988 | 191,706 | 20,238 | 19,532 |
| Preble | 724 | 525 | 55 | 89 | 55 | 55 | Adams | 1,237 | 1,075 | 54 | 41 | 67 | 67 |
| Putnam | 904 | 555 | 198 | 141 | 10 | 10 | Allegheny | 37,833 | 1,769 | 1,802 | 30,665 | 3,697 | 3,659 |
| Richland | 619 | 327 | 73 | 202 | 17 | 17 | Armstrong | 2,047 | 1,036 | 94 | 810 | 47 | 43 |
| Ross | 2,398 | 1,689 | 122 | 216 | 371 | 369 | Beaver | 1,491 | 407 | 111 | 842 | 131 | 126 |
| Sandusky | 671 | 260 | 139 | 256 | 16 | 16 | Bedford | 2,154 | 1,729 | 84 | 225 | 116 | 116 |
| Scioto | 2,214 | 1,698 | 154 | 173 | 189 | 186 | Berks | 6,184 | 4,479 | 236 | 1,319 | 100 | 96 |
| Seneca | 752 | 308 | 142 | 274 | 28 | 28 | Blair | 3,156 | 1,747 | 196 | 1,150 | 63 | 63 |
| Shelby | 696 | 368 | 145 | 137 | 46 | 46 | Bradford | 1,123 | 641 | 80 | 377 | 25 | 25 |
| Stark | 2,005 | 622 | 246 | 1,095 | 42 | 42 | Bucks | 2,516 | 1,160 | 127 | 339 | 290 | 286 |
| Summit | 1,326 | 324 | 97 | 854 | 51 | 51 | Butler | 763 | 345 | 151 | 252 | 15 | 13 |
| Trumbull | 1,873 | 221 | 98 | 1,624 | 30 | 29 | Cambria | 7,692 | 1,447 | 574 | 5,580 | 91 | 34 |
| Tuscarawas | 1,582 | 723 | 256 | 554 | 49 | 48 | Cameron | 215 | 71 | 21 | 119 | 4 | 4 |
| Union | 568 | 445 | 37 | 54 | 32 | 32 | Carroll | 3,336 | 1,015 | 199 | 2,120 | 2 | 2 |
| Van Wert | 745 | 547 | 74 | 71 | 53 | 53 | Center | 1,478 | 1,082 | 82 | 244 | 70 | 70 |
| Vinton | 1,181 | 1,061 | 58 | 43 | 19 | 19 | Chester | 3,864 | 689 | 100 | 1,956 | 1,119 | 1,113 |
| Warren | 724 | 403 | 29 | 125 | 167 | 167 | | | | | | | |
| Washington | 1,909 | 1,261 | 199 | 245 | 204 | 204 | | | | | | | |
| Wayne | 477 | 224 | 57 | 187 | 9 | 8 | | | | | | | |
| Williams | 458 | 320 | 75 | 60 | 3 | 3 | | | | | | | |
| Wood | 1,210 | 692 | 153 | 348 | 17 | 13 | | | | | | | |
| Wyandot | 433 | 267 | 68 | 92 | 6 | 6 | | | | | | | |

¹Persons of negro descent, Chinese, Japanese, and Indians.

²Includes all persons of negro descent.

³Indian reservation.

TABLE 84.—TOTAL ILLITERATE POPULATION 10 YEARS OF AGE AND OVER, CLASSIFIED BY GENERAL NATIVITY AND COLOR, BY COUNTIES: 1900—Continued.

| COUNTIES. | Aggregate. | NATIVE WHITE. | | | COLORED. ¹ | | COUNTIES. | Aggregate. | NATIVE WHITE. | | | COLORED. ¹ | | | | | | |
|-------------------------|------------|-----------------|------------------|----------------|-----------------------|---------------------------|-----------------------|------------|-----------------|------------------|----------------|------------------------|---------------------|-----|-----|-------|-------|----|
| | | Native parents. | Foreign parents. | Foreign white. | Total. | Negro. ² | | | Native parents. | Foreign parents. | Foreign white. | Total. | Negro. ² | | | | | |
| Pennsylvania—Continued. | | | | | | South Carolina—Continued. | | | | | | | | | | | | |
| Clarion | 1,075 | | 146 | 154 | 4 | 4 | Greenwood | 7,063 | 358 | | 4 | 6,700 | 6,700 | | | | | |
| Clearfield | 4,214 | 1,021 | 303 | 2,869 | 21 | 20 | Hampton | 6,498 | 561 | 1 | 5 | 5,930 | 5,930 | | | | | |
| Clinton | 1,152 | 600 | 79 | 424 | 49 | 49 | Horry | 5,329 | 2,915 | | 1 | 2,413 | 2,413 | | | | | |
| Columbia | 1,598 | 898 | 90 | 588 | 17 | 15 | Kershaw | 6,360 | 952 | 2 | 5 | 5,408 | 5,401 | | | | | |
| Crawford | 972 | 428 | 105 | 404 | 35 | 34 | Lancaster | 5,918 | 1,298 | 3 | | 4,622 | 4,622 | | | | | |
| Cumberland | 1,559 | 1,089 | 60 | 58 | 402 | 402 | Laurens | 9,048 | 919 | 5 | 6 | 8,118 | 8,118 | | | | | |
| Dauphin | 5,570 | 2,153 | 179 | 2,114 | 1,119 | 1,119 | Lexington | 4,499 | 1,083 | 4 | | 3,412 | 3,412 | | | | | |
| Delaware | 4,397 | 773 | 345 | 1,698 | 1,581 | 1,553 | Marion | 8,590 | 2,246 | 1 | 4 | 6,339 | 6,327 | | | | | |
| Elk | 1,331 | 156 | 89 | 1,081 | 5 | 3 | Marlboro | 8,002 | 1,725 | 5 | 3 | 6,269 | 6,269 | | | | | |
| Erie | 2,566 | 318 | 221 | 1,997 | 30 | 26 | Newberry | 7,898 | 285 | 2 | 11 | 7,600 | 7,600 | | | | | |
| Fayette | 11,746 | 3,017 | 320 | 7,381 | 1,028 | 1,024 | Oconee | 4,278 | 2,361 | 17 | 10 | 1,890 | 1,890 | | | | | |
| Forest | 440 | 213 | 44 | 182 | 1 | 1 | Orangeburg | 14,228 | 891 | 6 | 2 | 13,329 | 13,329 | | | | | |
| Franklin | 1,894 | 1,324 | 62 | 24 | 484 | 484 | Pickens | 3,936 | 2,169 | 2 | | 1,765 | 1,765 | | | | | |
| Fulton | 408 | 325 | 27 | 8 | 43 | 43 | Richland | 10,145 | 1,245 | 7 | 24 | 8,867 | 8,867 | | | | | |
| Greene | 1,298 | 1,206 | 20 | 22 | 50 | 49 | Saluda | 4,455 | 553 | | | 3,902 | 3,902 | | | | | |
| Huntingdon | 1,288 | 831 | 60 | 347 | 50 | 50 | Spartanburg | 13,727 | 6,262 | 32 | 12 | 7,421 | 7,420 | | | | | |
| Indiana | 1,425 | 851 | 96 | 458 | 25 | 24 | Sumter | 12,310 | 820 | 3 | 7 | 11,480 | 11,478 | | | | | |
| Jefferson | 4,197 | 372 | 145 | 3,174 | 6 | 5 | Union | 6,690 | 1,642 | | | 5,048 | 5,048 | | | | | |
| Juniata | 481 | 431 | 15 | 23 | 12 | 12 | Williamsburg | 9,802 | 1,715 | 1 | 1 | 8,085 | 8,085 | | | | | |
| Lackawanna | 16,268 | 658 | 1,289 | 14,261 | 60 | 55 | York | 10,108 | 1,815 | 3 | | 8,290 | 8,265 | | | | | |
| Lancaster | 3,604 | 2,530 | 215 | 460 | 399 | 391 | South Dakota | | | | | | 14,832 | 432 | 772 | 5,835 | 7,793 | 51 |
| Lawrence | 2,019 | 373 | 90 | 1,513 | 43 | 43 | Armstrong | | | | | | | | | | | |
| Lebanon | 2,138 | 1,557 | 35 | 509 | 37 | 37 | Aurora | 38 | 2 | 8 | 28 | | | | | | | |
| Lehigh | 4,120 | 2,091 | 118 | 1,893 | 18 | 18 | Beadle | 113 | 14 | 11 | 88 | | | | | | | |
| Luzerne | 29,349 | 1,876 | 1,918 | 25,420 | 135 | 127 | Bonhomme | 298 | 6 | 65 | 227 | | | | | | | |
| Lycoming | 1,975 | 1,020 | 189 | 577 | 189 | 187 | Boreman ³ | | | | | | | | | | | |
| McKean | 1,449 | 271 | 103 | 1,040 | 35 | 30 | Brookings | 127 | 6 | 12 | 107 | 2 | 2 | | | | | |
| Mercer | 1,800 | 431 | 164 | 1,167 | 38 | 36 | Brown | 252 | 4 | 24 | 223 | 1 | 1 | | | | | |
| Mifflin | 580 | 518 | 18 | 19 | 25 | 25 | Brule | 101 | 9 | 12 | 80 | | | | | | | |
| Monroe | 926 | 724 | 34 | 138 | 30 | 30 | Buffalo | 315 | | 1 | 8 | | | | | | | |
| Montgomery | 4,876 | 1,377 | 207 | 2,753 | 539 | 530 | Butte | 48 | 3 | 5 | 39 | 1 | | | | | | |
| Montour | 958 | 522 | 32 | 389 | 15 | 15 | Campbell | 118 | 1 | 12 | 105 | | | | | | | |
| Northampton | 4,107 | 1,822 | 161 | 2,089 | 55 | 52 | Charles Mix | 696 | 23 | 20 | 98 | 555 | 1 | | | | | |
| Northumberland | 6,780 | 1,705 | 399 | 4,657 | 19 | 11 | Clark | 101 | 11 | 14 | 76 | | | | | | | |
| Perry | 891 | 717 | 18 | 136 | 20 | 20 | Clay | 145 | 17 | 14 | 114 | | | | | | | |
| Philadelphia | 45,546 | 2,108 | 1,971 | 35,025 | 6,442 | 5,883 | Codington | 92 | 5 | 13 | 74 | | | | | | | |
| Pike | 324 | 166 | 47 | 96 | 15 | 15 | Custer | 17 | 8 | 3 | 6 | | | | | | | |
| Potter | 1,052 | 462 | 66 | 517 | 7 | 4 | Davison | 75 | 6 | 7 | 60 | 2 | 2 | | | | | |
| Schuylkill | 17,058 | 2,609 | 1,116 | 13,296 | 37 | 36 | Day | 310 | 11 | 30 | 248 | 21 | | | | | | |
| Snyder | 948 | 940 | 3 | 3 | 2 | 2 | Deuel | 145 | | 7 | 138 | | | | | | | |
| Somerset | 3,048 | 1,840 | 167 | 995 | 46 | 46 | Dewey ³ | | | | | | | | | | | |
| Sullivan | 443 | 147 | 27 | 267 | 2 | 2 | Douglas | 41 | 2 | 10 | 29 | | | | | | | |
| Susquehanna | 1,412 | 819 | 56 | 1,020 | 17 | 16 | Edmunds | 165 | 4 | 10 | 151 | | | | | | | |
| Tioga | 1,761 | 671 | 116 | 961 | 13 | 11 | Fall River | 37 | 15 | 3 | 12 | 7 | 6 | | | | | |
| Union | 613 | 577 | 16 | 17 | 3 | 3 | Faulk | 57 | 8 | 4 | 45 | | | | | | | |
| Venango | 1,156 | 598 | 115 | 377 | 66 | 58 | Grant | 154 | 9 | 19 | 126 | | | | | | | |
| Warren | 1,000 | 231 | 67 | 684 | 18 | 11 | Gregory | 60 | 10 | 9 | 41 | | | | | | | |
| Washington | 4,154 | 856 | 187 | 2,530 | 581 | 574 | Hamlin | 190 | 1 | 10 | 179 | | | | | | | |
| Wayne | 763 | 246 | 129 | 386 | 2 | 2 | Hand | 55 | 15 | 5 | 35 | | | | | | | |
| Westmoreland | 11,083 | 1,845 | 359 | 8,552 | 337 | 332 | Hanson | 43 | 8 | 6 | 29 | | | | | | | |
| Wyoming | 527 | 336 | 37 | 153 | 1 | 1 | Hughes | 38 | 10 | | 25 | 3 | 2 | | | | | |
| York | 3,998 | 3,262 | 202 | 286 | 248 | 247 | Hutchinson | 509 | 3 | 79 | 427 | | | | | | | |
| Rhode Island | | | | | | 29,004 | 1,196 | 2,518 | 24,157 | 1,133 | 1,063 | Hyle | 25 | 2 | 2 | 21 | | |
| Bristol | 908 | 24 | 66 | 805 | 8 | 7 | Jerauld | 42 | 3 | 5 | 34 | | | | | | | |
| Kent | 3,043 | 220 | 431 | 2,346 | 46 | 45 | Kingsbury | 166 | 9 | 15 | 141 | 1 | 1 | | | | | |
| Newport | 1,481 | 71 | 36 | 1,179 | 195 | 191 | Lake | 128 | 4 | 11 | 113 | | | | | | | |
| Providence | 22,765 | 693 | 1,939 | 19,341 | 792 | 784 | Lawrence | 343 | 23 | 17 | 275 | 28 | 7 | | | | | |
| Washington | 812 | 188 | 46 | 486 | 92 | 86 | Lincoln | 277 | 6 | 25 | 243 | 3 | 3 | | | | | |
| South Carolina | | | | | | 338,659 | 54,177 | 198 | 344 | 283,940 | 283,883 | Lugenbeel ³ | | | 18 | 175 | 1 | |
| Abbeville | 9,402 | 619 | 7 | 3 | 8,773 | 8,773 | Lyman | 200 | 4 | 3 | 18 | | | | | | | |
| Aiken | 9,596 | 1,674 | 6 | 7 | 7,909 | 7,908 | McCook | 85 | 4 | 17 | 64 | | | | | | | |
| Anderson | 11,340 | 3,312 | 22 | 35 | 7,971 | 7,971 | McPherson | 165 | 2 | 19 | 144 | | | | | | | |
| Bamberg | 4,242 | 246 | | | 3,996 | 3,996 | Marshall | 220 | 5 | 20 | 88 | 112 | 3 | | | | | |
| Barnwell | 11,009 | 727 | | 8 | 10,274 | 10,274 | Meade | 101 | 15 | 4 | 79 | 3 | 1 | | | | | |
| Beaufort | 12,146 | 309 | 1 | 10 | 11,826 | 11,826 | Meyer ³ | | | | | | | | | | | |
| Berkeley | 10,292 | 532 | 1 | 3 | 9,756 | 9,756 | Miner | 67 | 5 | 6 | 56 | | | | | | | |
| Charleston | 19,440 | 223 | 20 | 144 | 19,053 | 19,045 | Minnehaha | 279 | 14 | 36 | 226 | 3 | 3 | | | | | |
| Cherokee | 4,390 | 1,912 | 2 | 1 | 2,475 | 2,474 | Moody | 97 | 6 | 2 | 42 | 47 | | | | | | |
| Chester | 8,684 | 437 | | | 8,247 | 8,247 | Pennington | 62 | 16 | 5 | 28 | 3 | 3 | | | | | |
| Chesterfield | 5,480 | 2,498 | 6 | 1 | 2,975 | 2,975 | Potter | 143 | 7 | 10 | 126 | | | | | | | |
| Clarendon | 7,113 | 627 | | 3 | 6,483 | 6,483 | Roberts | 452 | 4 | 19 | 169 | 260 | | | | | | |
| Colleton | 11,333 | 1,124 | 7 | | 10,252 | 10,252 | Sanborn | 44 | 5 | 3 | 36 | | | | | | | |
| Darlington | 8,828 | 1,823 | | 3 | 7,002 | 7,002 | Schnasse ³ | | | | | | | | | | | |
| Dorchester | 4,106 | 433 | 2 | 1 | 3,670 | 3,668 | Shannon ³ | | | | | | | | | | | |
| Edgefield | 7,363 | 232 | 1 | 2 | 7,128 | 7,128 | Spink | 87 | 10 | 15 | 62 | | | | | | | |
| Fairfield | 9,396 | 331 | 2 | | 9,063 | 9,063 | Stanley | 62 | 7 | 3 | 16 | 36 | | | | | | |
| Florence | 7,001 | 1,134 | 3 | 4 | 5,860 | 5,859 | Sully | 8 | 2 | | 6 | | | | | | | |
| Georgetown | 8,825 | 755 | 2 | 9 | 8,059 | 8,057 | Tripp ³ | | | | | | | | | | | |
| Greenville | 9,739 | 3,419 | 17 | 18 | 6,285 | 6,285 | Turner | 205 | 5 | 28 | 172 | | | | | | | |
| | | | | | | | Union | 278 | 24 | 43 | 211 | | | | | | | |

¹ Persons of negro descent, Chinese, Japanese, and Indians.
² Includes all persons of negro descent.

³ Population included in that of the Indian reservation (or reservations) in which located.

STATISTICS OF POPULATION.

TABLE 84.—TOTAL ILLITERATE POPULATION 10 YEARS OF AGE AND OVER, CLASSIFIED BY GENERAL NATIVITY AND COLOR, BY COUNTIES: 1900—Continued.

| COUNTIES. | Aggregate. | NATIVE WHITE. | | | COLORED. ¹ | | COUNTIES. | Aggregate. | NATIVE WHITE. | | | COLORED. ¹ | |
|--|------------|-----------------|------------------|----------------|-----------------------|---------------------|--------------------|------------|-----------------|------------------|----------------|-----------------------|---------------------|
| | | Native parents. | Foreign parents. | Foreign white. | Total. | Negro. ² | | | Native parents. | Foreign parents. | Foreign white. | Total. | Negro. ² |
| South Dakota—Continued. | | | | | | Tennessee—Con. | | | | | | | |
| Walworth..... | 313 | | 7 | 306 | | | Polk..... | 1,908 | 1,800 | 5 | 3 | 100 | 100 |
| Washabaugh ³ | | | | | | | Putnam..... | 2,384 | 2,144 | 1 | 3 | 216 | 216 |
| Washington ³ | | | | | | | Rhea..... | 1,967 | 1,426 | 11 | 7 | 523 | 523 |
| Yankton..... | 425 | 30 | 42 | 340 | 13 | 12 | Roane..... | 3,194 | 2,424 | 11 | 15 | 744 | 744 |
| Cheyenne River reservation ⁴ | 1,021 | | 1 | 2 | 1,018 | 1 | Robertson..... | 3,855 | 1,463 | 7 | 3 | 2,382 | 2,382 |
| Pine Ridge reservation ⁴ | 2,450 | 7 | 1 | 1 | 2,441 | 1 | Rutherford..... | 5,571 | 1,375 | 6 | 2 | 4,188 | 4,188 |
| Rosebud reservation ⁴ | 1,980 | 2 | | 3 | 1,925 | 1 | Scott..... | 1,997 | 1,822 | 2 | 11 | 164 | 164 |
| Standing Rock reservation (part of) ⁴ | 827 | | | | 827 | | Sequatchie..... | 465 | 450 | | | 13 | 13 |
| Tennessee..... | 306,980 | 156,342 | 1,054 | 1,690 | 147,844 | 147,784 | Sevier..... | 3,717 | 3,547 | 12 | 1 | 157 | 157 |
| Anderson..... | 3,036 | 2,710 | 20 | 8 | 298 | 298 | Shelby..... | 27,050 | 654 | 88 | 718 | 25,600 | 25,590 |
| Bedford..... | 2,561 | 865 | 4 | 1 | 1,691 | 1,691 | Smith..... | 2,875 | 1,907 | 3 | | 965 | 965 |
| Benton..... | 1,901 | 1,695 | 10 | 1 | 195 | 195 | Stewart..... | 2,304 | 1,490 | 20 | 6 | 788 | 788 |
| Bledsoe..... | 988 | 851 | 3 | | 134 | 134 | Sullivan..... | 3,363 | 2,944 | 10 | 15 | 394 | 394 |
| Blount..... | 2,588 | 2,125 | 17 | 4 | 392 | 388 | Sunmer..... | 4,114 | 1,916 | 5 | 1 | 2,192 | 2,192 |
| Bradley..... | 1,915 | 1,226 | 6 | 1 | 682 | 682 | Tipton..... | 5,709 | 1,055 | 10 | 10 | 4,634 | 4,633 |
| Campbell..... | 2,933 | 2,781 | 17 | 11 | 174 | 174 | Trousdale..... | 1,125 | 471 | 1 | 1 | 652 | 652 |
| Cannon..... | 1,787 | 1,463 | 4 | 1 | 319 | 309 | Unicoi..... | 1,080 | 1,008 | 2 | | 70 | 70 |
| Carroll..... | 2,451 | 1,019 | 1 | 4 | 1,427 | 1,427 | Union..... | 2,270 | 2,225 | 6 | | 39 | 39 |
| Carter..... | 3,456 | 3,210 | 8 | 6 | 232 | 232 | Van Buren..... | 488 | 467 | 2 | | 19 | 19 |
| Cheatham..... | 1,109 | 620 | 5 | 2 | 482 | 482 | Warren..... | 1,598 | 1,065 | 3 | 2 | 528 | 528 |
| Chester..... | 1,562 | 845 | 2 | 1 | 714 | 714 | Washington..... | 2,337 | 2,163 | 11 | | 658 | 658 |
| Claiborne..... | 4,133 | 3,855 | 13 | 14 | 301 | 301 | Wayne..... | 1,753 | 1,439 | 3 | 3 | 308 | 308 |
| Clay..... | 1,246 | 1,120 | | | 126 | 126 | Weakley..... | 3,720 | 2,429 | 12 | 4 | 1,275 | 1,275 |
| Cocke..... | 3,852 | 3,453 | 7 | | 387 | 387 | White..... | 2,008 | 1,640 | 5 | 8 | 355 | 355 |
| Coffee..... | 1,778 | 1,188 | 17 | 8 | 565 | 565 | Williamson..... | 5,007 | 1,329 | 3 | 3 | 3,672 | 3,672 |
| Crockett..... | 2,281 | 860 | 9 | 1 | 1,411 | 1,411 | Wilson..... | 3,588 | 1,135 | 6 | 2 | 2,445 | 2,443 |
| Cumberland..... | 1,039 | 806 | 5 | 3 | 225 | 225 | Texas..... | 314,018 | 70,006 | 25,000 | 51,431 | 167,531 | 167,138 |
| Davidson..... | 15,649 | 2,303 | 117 | 386 | 12,843 | 12,337 | Anderson..... | 4,042 | 540 | 7 | 29 | 3,466 | 3,465 |
| Decatur..... | 1,605 | 1,204 | 9 | 3 | 389 | 389 | Andrews..... | 1,322 | 532 | 46 | 53 | 671 | 670 |
| Dekalb..... | 2,252 | 1,974 | 1 | | 277 | 274 | Angelina..... | 41 | 1 | 2 | 9 | 23 | 23 |
| Dickson..... | 2,331 | 1,552 | 17 | 7 | 755 | 755 | Aransas..... | 67 | 40 | 7 | 19 | 1 | 1 |
| Dyer..... | 3,079 | 1,413 | 8 | 2 | 1,656 | 1,656 | Archers..... | 21 | 17 | 1 | 1 | 2 | 2 |
| Fayette..... | 7,903 | 363 | 7 | 6 | 7,537 | 7,537 | Armstrong..... | 1,464 | 423 | 507 | 437 | 97 | 94 |
| Fentress..... | 1,110 | 1,082 | 5 | 10 | 13 | 13 | Astoria..... | 2,336 | 54 | 95 | 294 | 1,893 | 1,893 |
| Franklin..... | 2,713 | 1,768 | 17 | 12 | 926 | 926 | Bailey..... | 301 | 175 | 45 | 59 | 22 | 21 |
| Gibson..... | 4,631 | 1,564 | 15 | 5 | 3,047 | 3,047 | Bandra..... | 3,973 | 444 | 216 | 361 | 2,952 | 2,951 |
| Giles..... | 5,745 | 1,932 | 8 | 6 | 3,799 | 3,799 | Bastrop..... | 52 | 43 | 3 | 2 | 4 | 4 |
| Grainger..... | 3,032 | 2,823 | 4 | 1 | 204 | 204 | Baylor..... | 1,388 | 150 | 590 | 582 | 66 | 66 |
| Greene..... | 3,941 | 3,472 | 15 | 5 | 449 | 449 | Bee..... | 2,093 | 969 | 70 | 241 | 813 | 808 |
| Grundy..... | 1,063 | 943 | 21 | 5 | 94 | 94 | Bell..... | 6,748 | 1,060 | 1,462 | 2,749 | 1,477 | 1,471 |
| Hamilton..... | 1,717 | 1,237 | 8 | 1 | 471 | 469 | Bexar..... | 158 | 79 | 24 | 26 | 29 | 29 |
| Hamilton..... | 7,331 | 2,335 | 60 | 68 | 4,818 | 4,811 | Blanco..... | 11 | 9 | | | 2 | 2 |
| Hancock..... | 2,057 | 1,952 | 3 | | 102 | 102 | Borden..... | 572 | 316 | 19 | 66 | 171 | 171 |
| Hardeman..... | 4,464 | 888 | 10 | 18 | 3,548 | 3,548 | Bosque..... | 4,007 | 921 | 24 | 17 | 3,045 | 3,045 |
| Hardin..... | 2,977 | 2,248 | 9 | | 720 | 720 | Brazoria..... | 2,792 | 59 | 3 | 18 | 2,712 | 2,712 |
| Hawkins..... | 4,529 | 3,826 | 7 | 2 | 694 | 694 | Brazos..... | 3,584 | 173 | 95 | 514 | 2,802 | 2,800 |
| Haywood..... | 6,360 | 335 | 2 | 2 | 6,021 | 6,021 | Brewster..... | 570 | 22 | 121 | 416 | 11 | 11 |
| Henderson..... | 3,210 | 2,303 | 10 | 1 | 896 | 896 | Briscoe..... | 23 | 22 | | | | |
| Henry..... | 2,897 | 1,036 | 6 | 3 | 1,852 | 1,852 | Brown..... | 468 | 335 | 14 | 22 | 47 | 47 |
| Hickman..... | 1,848 | 1,195 | 3 | 1 | 649 | 649 | Burleson..... | 3,184 | 227 | 69 | 399 | 2,489 | 2,489 |
| Houston..... | 726 | 446 | 9 | 2 | 269 | 269 | Burnet..... | 422 | 288 | 23 | 20 | 91 | 91 |
| Humphreys..... | 2,004 | 1,481 | 26 | 22 | 475 | 475 | Caldwell..... | 3,132 | 359 | 425 | 1,000 | 1,398 | 1,398 |
| Jackson..... | 2,566 | 2,544 | 1 | 1 | 110 | 110 | Calhoun..... | 131 | 28 | 13 | 40 | 50 | 50 |
| James..... | 709 | 561 | 4 | 4 | 140 | 140 | Callahan..... | 220 | 212 | 4 | 1 | 3 | 3 |
| Jefferson..... | 2,657 | 2,039 | 5 | 1 | 612 | 612 | Cameron..... | 6,134 | 657 | 2,523 | 2,982 | 22 | 22 |
| Johnson..... | 2,067 | 1,933 | 4 | 1 | 129 | 129 | Camp..... | 1,501 | 127 | 3 | | 1,371 | 1,371 |
| Knox..... | 4,793 | 4,793 | 51 | 94 | 2,754 | 2,754 | Carson..... | 6 | 2 | | | 2 | 2 |
| Lake..... | 1,111 | 544 | 6 | 1 | 560 | 560 | Cass..... | 3,060 | 564 | 6 | 1 | 2,489 | 2,489 |
| Lauderdale..... | 4,667 | 1,023 | 16 | 17 | 3,611 | 3,611 | Castro..... | 4 | 4 | | | | |
| Lawrence..... | 2,143 | 1,805 | 21 | 15 | 302 | 302 | Chambers..... | 449 | 67 | 19 | 23 | 340 | 340 |
| Lewis..... | 705 | 573 | 6 | 4 | 122 | 122 | Cherokee..... | 2,869 | 595 | 9 | 21 | 2,244 | 2,244 |
| Lincoln..... | 1,849 | 1,849 | 6 | 1 | 1,724 | 1,724 | Childress..... | 20 | 20 | | | 12 | 11 |
| Loudon..... | 1,273 | 942 | 3 | 2 | 326 | 325 | Clay..... | 173 | 144 | 7 | 10 | | |
| McMinn..... | 2,572 | 2,004 | 9 | 1 | 558 | 557 | Cochran..... | 78 | 74 | 2 | 1 | 1 | 1 |
| McNairy..... | 2,273 | 1,603 | 11 | 3 | 656 | 656 | Coke..... | | | | | | |
| Macon..... | 2,221 | 1,376 | 3 | 1 | 241 | 241 | Coleman..... | 243 | 121 | 31 | 69 | 22 | 22 |
| Madison..... | 6,124 | 744 | 9 | 17 | 5,354 | 5,353 | Collin..... | 2,458 | 1,672 | 17 | 32 | 737 | 735 |
| Marion..... | 2,854 | 2,253 | 21 | 12 | 568 | 568 | Collingsworth..... | 17 | 15 | 1 | | 1 | 1 |
| Marshall..... | 2,059 | 750 | 4 | 1 | 1,304 | 1,304 | Colorado..... | 3,867 | 147 | 202 | 442 | 3,066 | 3,065 |
| Maury..... | 7,593 | 1,720 | 10 | 9 | 5,854 | 5,854 | Comal..... | 442 | 34 | 101 | 258 | 49 | 49 |
| Meigs..... | 1,079 | 911 | 4 | 1 | 163 | 163 | Comanche..... | 775 | 747 | 12 | 16 | 6 | 6 |
| Monroe..... | 3,060 | 2,681 | 5 | 1 | 373 | 373 | Concho..... | 31 | 20 | 2 | 3 | | |
| Montgomery..... | 6,503 | 1,642 | 12 | 21 | 4,828 | 4,825 | Cooke..... | 1,172 | 701 | 20 | 33 | 418 | 418 |
| Moore..... | 646 | 496 | 4 | 1 | 145 | 145 | Coryell..... | 800 | 551 | 29 | 96 | 124 | 124 |
| Morgan..... | 1,639 | 1,210 | 30 | 23 | 426 | 426 | Cotale..... | 26 | 25 | | | | |
| Obion..... | 2,826 | 1,470 | 6 | 5 | 1,345 | 1,345 | Crane..... | 7 | 1 | 1 | 5 | | |
| Overton..... | 1,995 | 1,903 | 5 | | 87 | 83 | Crockett..... | 183 | 10 | 41 | 131 | 1 | 1 |
| Perry..... | 1,585 | 1,325 | 5 | 1 | 204 | 204 | Crosby..... | 1 | 1 | | | | |
| Pickett..... | 908 | 897 | 3 | | 8 | 8 | Dallam..... | 1 | 1 | | | | |
| | | | | | | | Dallas..... | 5,079 | 1,614 | 82 | 313 | 3,065 | 3,049 |

¹ Persons of negro descent, Chinese, Japanese, and Indians.
² Includes all persons of negro descent.

³ Population included in that of the Indian reservation (or reservations) in which located.

⁴ Indian reservation.

ILLITERACY.

TABLE 84.—TOTAL ILLITERATE POPULATION 10 YEARS OF AGE AND OVER, CLASSIFIED BY GENERAL NATIVITY AND COLOR, BY COUNTIES: 1900—Continued.

| COUNTIES. | Aggregate. | NATIVE WHITE. | | | COLORED. ¹ | | COUNTIES. | Aggregate. | NATIVE WHITE. | | | COLORED. ¹ | |
|------------|------------|-----------------|------------------|----------------|-----------------------|---------------------|---------------|------------|-----------------|------------------|----------------|-----------------------|---------------------|
| | | Native parents. | Foreign parents. | Foreign white. | Total. | Negro. ² | | | Native parents. | Foreign parents. | Foreign white. | Total. | Negro. ² |
| Texas—Con. | | | | | | | Texas—Con. | | | | | | |
| Dawson | 21 | 4 | 6 | 11 | | | Lipscomb | 5 | 4 | | 1 | | |
| Deaf Smith | 1,015 | 750 | 5 | 7 | 253 | 253 | Live Oak | 372 | 56 | 163 | 141 | 12 | 12 |
| Delta | 1,331 | 757 | 14 | 25 | 535 | 535 | Llano | 181 | 157 | 10 | 6 | 8 | 8 |
| Denton | 2,952 | 1,088 | 1,381 | 1,513 | | | Loving | 1 | 1 | | | | |
| Dewitt | 2,300 | 288 | 426 | 598 | 988 | 988 | Lubbock | 1 | 1 | | | | |
| Dickens | 28 | 28 | | | | | Lynn | | | | | | |
| Dimmit | 148 | 15 | 32 | 90 | 11 | 11 | McCulloch | 152 | 126 | 2 | 7 | 17 | 17 |
| Donley | 35 | 12 | 1 | 4 | 18 | 18 | McLennan | 4,304 | 720 | 46 | 276 | 3,262 | 3,243 |
| Duval | 6,176 | 1,099 | 536 | 4,513 | | | McMullen | 186 | 29 | 69 | 80 | 8 | 8 |
| Eastland | 728 | 678 | 12 | 15 | 23 | 22 | Madison | 1,198 | 414 | 11 | 13 | 760 | 760 |
| Ector | 4 | 3 | | | 1 | 1 | Marion | 2,255 | 79 | 1 | 4 | 2,171 | 2,171 |
| Edwards | 175 | 94 | 28 | 53 | | | Martin | 8 | 1 | 1 | 5 | 1 | 1 |
| Ellis | 2,825 | 1,616 | 33 | 70 | 1,106 | 1,105 | Mason | 208 | 372 | 4 | 15 | 7 | 7 |
| El Paso | 6,176 | 1,099 | 536 | 4,513 | 165 | 65 | Matagorda | 1,109 | 24 | 8 | 11 | 1,066 | 1,066 |
| Erath | 1,409 | 1,039 | 30 | 172 | 168 | 168 | Maverick | 1,171 | 41 | 250 | 847 | 33 | 33 |
| Falls | 3,881 | 529 | 98 | 228 | 3,026 | 3,025 | Medina | 893 | 70 | 167 | 589 | 67 | 67 |
| Fannin | 3,527 | 2,141 | 22 | 15 | 1,349 | 1,349 | Menard | 82 | 31 | 13 | 29 | 9 | 9 |
| Fayette | 3,830 | 133 | 285 | 911 | 2,501 | 2,501 | Midland | 63 | 19 | 4 | 7 | 33 | 33 |
| Fisher | 90 | 80 | 2 | 6 | 2 | 2 | Milam | 4,751 | 1,076 | 147 | 461 | 3,067 | 3,067 |
| Floyd | 23 | 21 | | | 2 | 2 | Mills | 226 | 214 | 4 | 3 | 5 | 5 |
| Foard | 1 | | | 1 | | | Mitchell | 68 | 33 | 1 | 2 | 32 | 30 |
| Fort Bend | 4,408 | 86 | 86 | 110 | 4,176 | 4,176 | Montague | 957 | 926 | 11 | 10 | 10 | 10 |
| Franklin | 795 | 481 | 5 | 1 | 308 | 308 | Montgomery | 2,270 | 357 | 41 | 87 | 1,785 | 1,785 |
| Freestone | 2,693 | 279 | 3 | 2 | 2,409 | 2,409 | Moore | | | | | 844 | 844 |
| Frio | 700 | 78 | 232 | 364 | 26 | 26 | Morris | 955 | 109 | 1 | 1 | | |
| Gaines | | | | | | | Motley | 13 | 13 | | | | |
| Galveston | 2,548 | 216 | 94 | 486 | 1,752 | 1,741 | Nacogdoches | 3,192 | 1,183 | 23 | 11 | 1,975 | 1,975 |
| Garza | 5 | 3 | | | 2 | 2 | Navarro | 2,967 | 767 | 16 | 24 | 2,160 | 2,160 |
| Gillespie | 214 | 51 | 42 | 93 | 28 | 27 | Newton | 945 | 321 | 7 | 5 | 612 | 612 |
| Glasscock | 11 | 5 | 1 | 5 | | | Nolan | 53 | 42 | 2 | 3 | 6 | 6 |
| Goliad | 1,338 | 268 | 285 | 347 | 438 | 438 | Nueces | 2,905 | 205 | 1,244 | 1,320 | 136 | 132 |
| Gonzales | 4,153 | 687 | 493 | 850 | 2,123 | 2,120 | Ochiltree | | 15 | | | 1 | 1 |
| Gray | 12 | 6 | 1 | 4 | | | Oldham | 16 | | | | | |
| Grayson | 3,940 | 1,817 | 45 | 104 | 1,974 | 1,973 | Orange | 398 | 112 | 5 | 21 | 260 | 260 |
| Gregg | 2,086 | 108 | 3 | | 1,975 | 1,974 | Palo Pinto | 402 | 199 | 12 | 113 | 78 | 74 |
| Grimes | 5,173 | 319 | 120 | 265 | 4,469 | 4,469 | Panola | 3,050 | 449 | 6 | 3 | 2,592 | 2,592 |
| Guadalupe | 2,956 | 150 | 453 | 1,226 | 1,127 | 1,127 | Parker | 1,043 | 787 | 13 | 75 | 163 | 162 |
| Hale | 8 | 8 | | | | | Parmer | 1 | 1 | | | | |
| Hall | 12 | 12 | | | | | Pecos | 714 | 55 | 191 | 456 | 12 | 7 |
| Hamilton | 333 | 290 | 12 | 27 | 4 | 4 | Polk | 1,947 | 496 | 10 | 26 | 1,415 | 1,315 |
| Hansford | | | | | | | Potter | 36 | 5 | | 21 | 10 | 7 |
| Hardeman | 15 | 11 | 1 | | 3 | 2 | Presidio | 1,114 | 12 | 190 | 895 | 17 | 15 |
| Hardin | 248 | 141 | 2 | 2 | 103 | 103 | Rains | 440 | 334 | 7 | | 49 | 49 |
| Harris | 6,129 | 292 | 140 | 524 | 5,173 | 5,170 | Randall | 4 | 2 | | 1 | 1 | 1 |
| Harrison | 6,743 | 211 | 11 | 5 | 6,516 | 6,514 | Red River | 3,874 | 1,378 | 31 | 17 | 2,443 | 2,443 |
| Hartley | 81 | 31 | | | | | Reeves | 508 | 4 | 111 | 385 | 8 | 1 |
| Haskell | 63 | 60 | | | 3 | 3 | Refugio | 277 | 18 | 54 | 110 | 95 | 95 |
| Hays | 1,670 | 145 | 279 | 802 | 444 | 444 | Roberts | 7 | 3 | | 3 | 3 | 3 |
| Hemphill | 5 | 3 | | | 2 | 2 | Robertson | 5,839 | 435 | 124 | 375 | 4,905 | 4,898 |
| Henderson | 1,755 | 820 | 7 | 4 | 924 | 924 | Rockwall | 404 | 235 | 8 | 23 | 88 | 88 |
| Hidalgo | 2,800 | 158 | 1,111 | 1,511 | 20 | 20 | Runnels | 71 | 50 | 7 | 11 | 3 | 3 |
| Hill | 1,941 | 1,137 | 29 | 71 | 704 | 703 | Rusk | 3,699 | 555 | 3 | 2 | 3,139 | 3,139 |
| Hockley | | | | | | | Sabine | 793 | 260 | 4 | | 529 | 529 |
| Hood | 377 | 315 | 2 | 3 | 57 | 57 | San Augustine | 1,333 | 442 | 3 | 1 | 937 | 937 |
| Hopkins | 1,826 | 856 | 15 | 7 | 948 | 948 | San Jacinto | 2,339 | 365 | 14 | 6 | 1,954 | 1,953 |
| Houston | 3,572 | 627 | 6 | 24 | 2,915 | 2,913 | San Patricio | 691 | 61 | 260 | 372 | 8 | 8 |
| Howard | 76 | 15 | 8 | 33 | 20 | 20 | San Saba | 233 | 203 | 4 | 1 | 25 | 25 |
| Hunt | 2,510 | 1,412 | 20 | 17 | 1,061 | 1,059 | Schleicher | 16 | 3 | 1 | 8 | 4 | 4 |
| Hutchinson | 1 | 1 | | | | | Scurry | 72 | 69 | 3 | 3 | | |
| Irion | 8 | 5 | | | 3 | 2 | Shackelford | 124 | 75 | 9 | 4 | 36 | 36 |
| Jack | 476 | 421 | 17 | 8 | 30 | 30 | Shelby | 2,286 | 927 | 12 | 5 | 1,342 | 1,342 |
| Jackson | 667 | 88 | 15 | 21 | 543 | 543 | Sherman | 3 | 2 | | 1 | 1 | 1 |
| Jasper | 1,007 | 232 | 1 | 3 | 771 | 771 | Smith | 4,971 | 500 | 9 | 22 | 4,440 | 4,440 |
| Jeff Davis | 226 | 9 | 47 | 159 | 11 | 10 | Somervell | 107 | 103 | | 2 | 2 | 2 |
| Jefferson | 960 | 130 | 17 | 71 | 742 | 740 | Starr | 4,743 | 139 | 1,953 | 2,627 | 24 | 24 |
| Johnson | 1,198 | 928 | 15 | 11 | 244 | 244 | Stephens | 158 | 147 | 6 | 3 | 2 | 2 |
| Jones | 177 | 172 | 1 | 1 | 3 | 3 | Sterling | 20 | 17 | 1 | | 2 | 2 |
| Karnes | 1,562 | 203 | 531 | 697 | 131 | 131 | Stonewall | 74 | 73 | | | | |
| Kaufman | 2,693 | 1,110 | 30 | 30 | 1,523 | 1,521 | Sutton | 163 | 50 | 43 | 67 | 3 | 3 |
| Kendall | 244 | 65 | 53 | 77 | 49 | 49 | Swisher | 27 | 26 | | | | |
| Kent | 19 | 19 | | | | | Tarrant | 2,285 | 806 | 54 | 161 | 1,264 | 1,262 |
| Kerr | 252 | 80 | 42 | 96 | 34 | 34 | Taylor | 275 | 201 | 11 | 17 | 46 | 46 |
| Kimble | 55 | 28 | 5 | 17 | 5 | 5 | Terry | | | | | | |
| King | 9 | 9 | | | | | Throckmorton | 55 | 47 | 3 | 4 | 1 | 1 |
| Kinney | 597 | 22 | 175 | 328 | 72 | 71 | Titus | 1,091 | 502 | 3 | 2 | 582 | 582 |
| Knox | 17 | 16 | | 1 | | | Tom Green | 831 | 87 | 164 | 221 | 359 | 352 |
| Lamar | 4,933 | 1,875 | 19 | 31 | 3,008 | 3,008 | Travis | 4,347 | 596 | 325 | 791 | 2,335 | 2,334 |
| Lamb | | | | | | | Trinity | 1,502 | 631 | 12 | 44 | 815 | 815 |
| Lampasas | 310 | 211 | 4 | 11 | 84 | 84 | Tyler | 1,279 | 647 | 11 | 11 | 710 | 710 |
| Lasalle | 709 | 65 | 254 | 372 | 18 | 18 | Upshur | 1,921 | 436 | 3 | 3 | 1,417 | 1,417 |
| Lavaca | 2,312 | 278 | 193 | 604 | 1,237 | 1,220 | Upton | | | | | | |
| Lee | 1,377 | 295 | 50 | 78 | 1,014 | 1,012 | Uvalde | 701 | 96 | 163 | 215 | 27 | 27 |
| Leon | 2,318 | 439 | 7 | 3 | 1,869 | 1,869 | Valverde | 1,376 | 58 | 291 | 992 | 35 | 35 |
| Liberty | 1,327 | 417 | 18 | 19 | 873 | 873 | Van Zandt | 1,699 | 1,302 | 14 | 8 | 375 | 375 |
| Limestone | 2,630 | 932 | 40 | 71 | 1,587 | 1,587 | Victoria | 2,143 | 200 | 353 | 563 | 1,032 | 1,029 |

¹Persons of negro descent, Chinese, Japanese, and Indians.

²Includes all persons of negro descent.

STATISTICS OF POPULATION.

TABLE 84.—TOTAL ILLITERATE POPULATION 10 YEARS OF AGE AND OVER, CLASSIFIED BY GENERAL NATIVITY AND COLOR, BY COUNTIES: 1900—Continued.

| COUNTIES. | Aggre- gate. | NATIVE WHITE. | | | COLORED. ¹ | | COUNTIES. | Aggre- gate. | NATIVE WHITE. | | | COLORED. ¹ | |
|------------|-----------------|--------------------|---------------------|-------------------|-----------------------|---------------------|-----------------|-----------------|--------------------|---------------------|-------------------|-----------------------|---------------------|
| | | Native parents. | Foreign parents. | Foreign white. | Total. | Negro. ² | | | Native parents. | Foreign parents. | Foreign white. | Total. | Negro. ² |
| Texas—Con. | | | | | | Virginia—Con. | | | | | | | |
| Walker | 2,659 | 280 | 64 | 136 | 2,179 | 2,179 | Campbell | 4,206 | 947 | 7 | ----- | 3,252 | 3,252 |
| Waller | 2,101 | 65 | 20 | 52 | 1,964 | 1,964 | Caroline | 3,742 | 761 | 4 | 7 | 2,970 | 2,970 |
| Ward | 413 | 5 | 91 | 315 | 2 | 2 | Carroll | 3,116 | 2,986 | 8 | 2 | 120 | 120 |
| Washington | 5,452 | 96 | 210 | 669 | 4,477 | 4,476 | Charles City | 1,546 | 94 | 1 | 1 | 1,450 | 1,450 |
| Webb | 8,151 | 725 | 1,593 | 5,810 | 23 | 20 | Charlotte | 3,913 | 365 | ----- | ----- | 3,548 | 3,548 |
| Wharton | 3,150 | 158 | 135 | 341 | 2,516 | 2,516 | Chesterfield | 3,457 | 856 | 10 | 21 | 2,570 | 2,570 |
| Wheeler | 13 | 5 | ----- | 3 | 5 | 5 | Clarke | 804 | 269 | 2 | ----- | 533 | 533 |
| Wichita | 143 | 65 | 1 | 21 | 56 | 52 | Craig | 285 | 238 | ----- | 1 | 46 | 46 |
| Wilbarger | 49 | 35 | 2 | 3 | 9 | 9 | Culpeper | 2,370 | 374 | 1 | 6 | 1,989 | 1,989 |
| Williamson | 1,651 | 496 | 93 | 324 | 738 | 737 | Cumberland | 2,280 | 88 | ----- | 2 | 2,140 | 2,140 |
| Wilson | 1,996 | 632 | 693 | 511 | 160 | 160 | Dickenson | 1,558 | 1,555 | 3 | ----- | ----- | ----- |
| Winkler | ----- | ----- | ----- | ----- | ----- | ----- | Dinwiddie | 3,659 | 314 | 5 | 7 | 3,333 | 3,333 |
| Wise | 1,185 | 1,043 | 23 | 74 | 45 | 45 | Elizabeth City | 2,432 | 155 | 49 | 310 | 1,918 | 1,911 |
| Wood | 1,875 | 708 | 9 | 2 | 1,156 | 1,156 | Essex | 2,237 | 319 | ----- | 1 | 1,977 | 1,977 |
| Yoakum | ----- | ----- | ----- | ----- | ----- | ----- | Fairfax | 1,791 | 513 | 6 | 20 | 1,262 | 1,262 |
| Young | 217 | 206 | 3 | 2 | 6 | 6 | Fauquier | 3,224 | 774 | 3 | 3 | 2,444 | 2,444 |
| Zapata | 1,298 | 45 | 419 | 834 | ----- | ----- | Floyd | 1,936 | 1,662 | 6 | ----- | 303 | 303 |
| Zavalla | 86 | 11 | 38 | 36 | 1 | 1 | Fluvanna | 1,729 | 232 | ----- | 1 | 1,496 | 1,496 |
| Utah | | | | | | Frederick | | | | | | | |
| Beaver | 102 | 2 | 1 | 72 | 27 | ----- | Giles | 1,203 | 923 | 5 | ----- | 275 | 275 |
| Boxelder | 269 | 17 | 20 | 112 | 120 | ----- | Gloucester | 2,663 | 767 | 1 | ----- | 1,895 | 1,895 |
| Cache | 372 | 36 | 36 | 299 | 1 | ----- | Goochland | 2,238 | 213 | 4 | 5 | 2,016 | 2,016 |
| Carbon | 119 | 1 | 3 | 114 | 1 | ----- | Grayson | 2,144 | 1,794 | 3 | ----- | 347 | 347 |
| Davis | 157 | 44 | 30 | 82 | 1 | ----- | Greene | 1,446 | 986 | ----- | ----- | 460 | 460 |
| Emery | 122 | 12 | 19 | 84 | 7 | ----- | Greensville | 2,743 | 299 | ----- | 2 | 2,447 | 2,447 |
| Garfield | 55 | 25 | 5 | 14 | 11 | ----- | Halifax | 8,255 | 1,733 | 1 | 2 | 6,469 | 6,469 |
| Grand | 16 | 7 | 4 | 4 | 1 | ----- | Hanover | 3,596 | 574 | 3 | 1 | 3,013 | 3,017 |
| Iron | 38 | 10 | 6 | 19 | 3 | ----- | Henrico | 4,537 | 404 | 25 | 69 | 4,039 | 4,039 |
| Juab | 214 | 33 | 33 | 137 | 11 | 2 | Henry | 3,984 | 1,067 | ----- | ----- | 2,917 | 2,916 |
| Kane | 78 | 15 | 6 | 7 | 50 | ----- | Highland | 467 | 332 | 4 | ----- | 131 | 131 |
| Millard | 139 | 19 | 10 | 41 | 69 | ----- | Isle of Wight | 3,263 | 629 | 1 | 4 | 2,629 | 2,629 |
| Morgan | 23 | 5 | 4 | 14 | ----- | ----- | James City | 937 | 54 | ----- | 1 | 932 | 932 |
| Piute | 26 | 7 | 11 | 6 | 2 | ----- | King and Queen | 1,899 | 343 | ----- | ----- | 1,556 | 1,556 |
| Rich | 14 | ----- | ----- | 12 | 2 | ----- | King George | 1,364 | 232 | ----- | 2 | 1,080 | 1,080 |
| Salt Lake | 986 | 69 | 74 | 716 | 127 | 30 | King William | 1,951 | 164 | ----- | 1 | 1,786 | 1,757 |
| San Juan | 296 | 8 | 1 | 287 | 287 | 1 | Lancaster | 1,947 | 216 | ----- | ----- | 1,729 | 1,729 |
| Sanpete | 393 | 13 | 21 | 343 | 11 | ----- | Lee | 3,332 | 3,092 | 5 | 1 | 234 | 234 |
| Sevier | 118 | 36 | 12 | 69 | 1 | ----- | Loudoun | 2,491 | 626 | 5 | 7 | 1,853 | 1,853 |
| Summit | 122 | 6 | 16 | 70 | 30 | 1 | Louisiana | 3,157 | 415 | ----- | 2 | 2,739 | 2,739 |
| Tooele | 93 | 14 | 16 | 60 | 3 | 1 | Lunenburg | 2,616 | 239 | ----- | 5 | 2,372 | 2,372 |
| Uinta | 970 | 36 | 13 | 20 | 901 | ----- | Madison | 1,807 | 642 | 1 | ----- | 1,164 | 1,164 |
| Utah | 693 | 136 | 70 | 485 | 2 | 2 | Mathews | 857 | 275 | 3 | ----- | 579 | 579 |
| Wasatch | 206 | 22 | 14 | 49 | 121 | ----- | Mecklenburg | 6,538 | 916 | 2 | 2 | 5,613 | 5,613 |
| Washington | 81 | 10 | 5 | 12 | 54 | ----- | Middlesex | 1,622 | 189 | ----- | ----- | 1,433 | 1,433 |
| Wayne | 40 | 21 | 5 | 14 | ----- | ----- | Montgomery | 2,164 | 1,291 | 2 | 2 | 869 | 869 |
| Weber | 399 | 39 | 25 | 312 | 23 | ----- | Nansemond | 5,161 | 720 | 5 | 10 | 4,426 | 4,426 |
| Vermont | | | | | | Nelson | | | | | | | |
| Addison | 1,184 | 283 | 338 | 558 | 5 | 5 | New Kent | 3,151 | 1,137 | 2 | ----- | 2,012 | 2,012 |
| Bennington | 843 | 315 | 91 | 422 | 15 | 15 | Norfolk | 907 | 63 | 4 | 2 | 838 | 838 |
| Caledonia | 665 | 131 | 104 | 430 | ----- | ----- | Northampton | 10,009 | 772 | 7 | 89 | 9,141 | 9,127 |
| Chittenden | 3,423 | 431 | 1,038 | 1,933 | 21 | 20 | Northumberland | 3,106 | 330 | 5 | 9 | 2,762 | 2,762 |
| Essex | 570 | 63 | 77 | 428 | 2 | ----- | Northwesterland | 1,679 | 406 | 3 | ----- | 1,270 | 1,270 |
| Franklin | 2,400 | 515 | 832 | 1,038 | 15 | 15 | Nottoway | 2,029 | 42 | ----- | 6 | 1,981 | 1,981 |
| Grand Isle | 593 | 91 | 103 | 399 | ----- | ----- | Orange | 1,960 | 276 | 1 | 3 | 1,680 | 1,678 |
| Lamoille | 347 | 119 | 83 | 145 | ----- | ----- | Page | 1,882 | 1,365 | 6 | 3 | 508 | 508 |
| Lamoille | 347 | 119 | 83 | 145 | ----- | ----- | Patrick | 3,122 | 2,522 | ----- | ----- | 600 | 600 |
| Orange | 420 | 143 | 64 | 212 | 1 | 1 | Pittsylvania | 10,943 | 3,037 | 11 | 7 | 7,868 | 7,868 |
| Orleans | 1,126 | 213 | 240 | 666 | 2 | 2 | Powhatan | 1,630 | 34 | ----- | 3 | 1,643 | 1,643 |
| Rutland | 2,202 | 344 | 352 | 1,482 | 24 | 22 | Prince Edward | 3,366 | 157 | 3 | 17 | 3,139 | 3,139 |
| Washington | 1,081 | 222 | 139 | 663 | 7 | 5 | Prince George | 2,016 | 103 | 4 | 45 | 1,864 | 1,864 |
| Windham | 622 | 133 | 68 | 409 | 7 | 6 | Princess Anne | 2,610 | 616 | 1 | 4 | 1,989 | 1,989 |
| Windsor | 771 | 213 | 124 | 420 | 9 | 8 | Prince William | 1,487 | 619 | 3 | 8 | 857 | 857 |
| Virginia | | | | | | Pulaski | | | | | | | |
| Accomac | 6,611 | 2,276 | 10 | 2 | 4,323 | 4,321 | Rappahannock | 1,951 | 1,045 | 3 | 7 | 896 | 896 |
| Albemarle | 3,719 | 1,053 | 4 | 1 | 2,656 | 2,656 | Rappahannock | 1,658 | 767 | ----- | 1 | 890 | 890 |
| Alexandria | 735 | 84 | 8 | 11 | 632 | 632 | Richmond | 1,601 | 426 | 1 | 2 | 1,172 | 1,172 |
| Alleghany | 2,301 | 880 | 10 | 20 | 1,391 | 1,389 | Roanoke | 1,803 | 733 | 1 | 1 | 1,063 | 1,063 |
| Amelia | 2,129 | 53 | ----- | 5 | 2,071 | 2,071 | Rockbridge | 2,174 | 968 | ----- | 1 | 1,205 | 1,205 |
| Amherst | 2,805 | 544 | 2 | 1 | 2,258 | 2,258 | Rockingham | 2,986 | 2,162 | 18 | 12 | 794 | 792 |
| Appomattox | 1,320 | 385 | 4 | ----- | 1,431 | 1,431 | Russell | 3,571 | 3,227 | 2 | 1 | 341 | 341 |
| Augusta | 2,883 | 1,350 | 7 | 3 | 1,523 | 1,523 | Scott | 4,032 | 3,827 | 1 | ----- | 224 | 224 |
| Bath | 582 | 292 | ----- | ----- | 292 | 292 | Shenandoah | 1,349 | 1,124 | 7 | 4 | 214 | 214 |
| Bedford | 4,571 | 1,245 | 2 | 6 | 3,318 | 3,318 | Smyth | 2,528 | 2,153 | 14 | ----- | 359 | 359 |
| Bland | 508 | 446 | ----- | ----- | 62 | 62 | Southampton | 5,904 | 1,025 | 3 | 1 | 4,875 | 4,875 |
| Botetourt | 1,931 | 869 | 4 | 9 | 1,049 | 1,049 | Spottsylvania | 1,625 | 359 | 3 | 4 | 1,259 | 1,259 |
| Brunswick | 4,768 | 746 | 1 | 1 | 4,020 | 4,020 | Stafford | 1,459 | 861 | ----- | 1 | 597 | 597 |
| Buchanan | 2,846 | 2,333 | 3 | 1 | 4 | 4 | Surry | 2,014 | 175 | 1 | ----- | 1,833 | 1,833 |
| Buckingham | 4,109 | 866 | 2 | 1 | 3,240 | 3,240 | Sussex | 3,219 | 142 | 2 | 9 | 3,066 | 3,066 |
| | | | | | | Tazewell | | | | | | | |
| | | | | | | Warren | | | | | | | |
| | | | | | | Warwick | | | | | | | |

¹ Persons of negro descent, Chinese, Japanese, and Indians.

² Includes all persons of negro descent.

TABLE 84.—TOTAL ILLITERATE POPULATION 10 YEARS OF AGE AND OVER, CLASSIFIED BY GENERAL NATIVITY AND COLOR, BY COUNTIES: 1900—Continued.

| COUNTIES. | Aggregate. | NATIVE WHITE. | | | COLORED. ¹ | | COUNTIES. | Aggregate. | NATIVE WHITE. | | | COLORED. ¹ | |
|------------------------------|------------|-----------------|------------------|----------------|-----------------------|--------------------------|------------------|------------|-----------------|------------------|----------------|-----------------------|---------------------|
| | | Native parents. | Foreign parents. | Foreign white. | Total. | Negro. ² | | | Native parents. | Foreign parents. | Foreign white. | Total. | Negro. ² |
| Virginia—Con. | | | | | | West Virginia—Continued. | | | | | | | |
| Washington..... | 4,642 | 3,812 | 17 | 2 | 811 | 811 | Lewis..... | 939 | 850 | 25 | 52 | 32 | 32 |
| Westmoreland..... | 2,256 | 352 | 2 | 3 | 1,899 | 1,899 | Lincoln..... | 2,434 | 2,393 | 10 | | 31 | 31 |
| Wise..... | 3,033 | 2,199 | 9 | 260 | 825 | 825 | Logan..... | 1,264 | 1,240 | 3 | 2 | 19 | 19 |
| Wythe..... | 3,207 | 2,855 | 25 | 10 | 317 | 317 | McDowell..... | 3,947 | 1,670 | 3 | 275 | 1,999 | 1,999 |
| York..... | 1,472 | 223 | | 3 | 1,246 | 1,246 | Marion..... | 1,926 | 1,132 | 33 | 664 | 97 | 95 |
| City of Alexandria..... | 1,082 | 136 | 4 | 34 | 908 | 900 | Marshall..... | 1,454 | 907 | 60 | 268 | 219 | 219 |
| City of Bristol..... | 658 | 377 | 6 | 4 | 271 | 270 | Mason..... | 2,016 | 1,806 | 40 | 41 | 129 | 129 |
| City of Buena Vista..... | 253 | 109 | | | 149 | 149 | Mercer..... | 2,244 | 1,525 | 10 | 36 | 672 | 672 |
| City of Charlottesville..... | 730 | 44 | | 6 | 680 | 680 | Mineral..... | 925 | 637 | 39 | 113 | 137 | 137 |
| City of Danville..... | 2,968 | 692 | 4 | 6 | 2,266 | 2,265 | Mingo..... | 2,490 | 2,332 | 5 | 3 | 150 | 150 |
| City of Fredericksburg..... | 654 | 143 | 5 | 3 | 508 | 503 | Monongalia..... | 947 | 845 | 12 | 36 | 54 | 54 |
| City of Lynchburg..... | 2,641 | 154 | 2 | 9 | 2,476 | 2,476 | Monroe..... | 872 | 667 | 4 | | 201 | 201 |
| City of Manchester..... | 1,258 | 283 | 10 | 13 | 952 | 952 | Morgan..... | 545 | 448 | 25 | 8 | 64 | 64 |
| City of Newport News..... | 1,511 | 40 | 3 | 82 | 1,386 | 1,366 | Nicholas..... | 895 | 814 | 7 | 66 | 8 | 8 |
| City of Norfolk..... | 6,925 | 379 | 16 | 131 | 6,399 | 6,389 | Ohio..... | 1,540 | 437 | 204 | 668 | 231 | 231 |
| City of Petersburg..... | 4,044 | 445 | 5 | 14 | 3,580 | 3,579 | Pendleton..... | 722 | 696 | 1 | 2 | 23 | 23 |
| City of Portsmouth..... | 1,845 | 147 | 12 | 89 | 1,597 | 1,592 | Pleasants..... | 549 | 524 | 19 | 3 | 3 | 3 |
| City of Radford..... | 158 | 58 | | | 100 | 100 | Pocahontas..... | 788 | 355 | 12 | 185 | 186 | 186 |
| City of Richmond..... | 9,501 | 611 | 53 | 249 | 8,588 | 8,572 | Preston..... | 1,358 | 1,134 | 35 | 144 | 45 | 45 |
| City of Roanoke..... | 1,400 | 182 | 2 | 43 | 1,173 | 1,173 | Putnam..... | 1,322 | 1,666 | 31 | 30 | 95 | 94 |
| City of Staunton..... | 672 | 205 | 2 | 12 | 453 | 451 | Raleigh..... | 1,173 | 1,084 | 3 | 4 | 82 | 82 |
| City of Williamsburg..... | 224 | 20 | | 2 | 202 | 202 | Randolph..... | 1,164 | 827 | 14 | 157 | 166 | 165 |
| City of Winchester..... | 344 | 57 | | 4 | 283 | 283 | Ritchie..... | 941 | 886 | 19 | 29 | 7 | 7 |
| Washington..... | 12,740 | 978 | 396 | 4,546 | 6,820 | 259 | Roane..... | 1,545 | 1,514 | 12 | 8 | 11 | 11 |
| Adams..... | 130 | 7 | 1 | 119 | 3 | | Summers..... | 1,101 | 329 | 10 | 7 | 255 | 255 |
| Asotin..... | 25 | 13 | 6 | 6 | | | Taylor..... | 825 | 620 | 17 | 79 | 109 | 109 |
| Chehalis..... | 350 | 37 | 8 | 133 | 172 | 6 | Tucker..... | 1,256 | 620 | 7 | 565 | 64 | 64 |
| Chelan..... | 116 | 3 | 1 | 5 | 107 | | Tyler..... | 1,067 | 1,005 | 27 | 25 | 10 | 8 |
| Clallam..... | 391 | 4 | 4 | 37 | 346 | | Upshur..... | 831 | 764 | 8 | 27 | 32 | 32 |
| Clarke..... | 178 | 35 | 24 | 102 | 17 | 1 | Wayne..... | 2,966 | 2,848 | 12 | 6 | 100 | 100 |
| Columbia..... | 106 | 42 | 2 | 18 | 44 | | Webster..... | 1,026 | 1,009 | 9 | 4 | 4 | 4 |
| Cowlitz..... | 151 | 31 | 14 | 81 | 25 | | Wetzel..... | 2,234 | 1,974 | 46 | 78 | 136 | 135 |
| Douglas..... | 57 | 6 | 1 | 12 | 38 | | Wirt..... | 756 | 731 | 14 | 4 | 7 | 7 |
| Ferry..... | 408 | 8 | 4 | 11 | 380 | 1 | Wood..... | 1,215 | 970 | 49 | 69 | 127 | 126 |
| Franklin..... | 13 | | | 2 | 11 | | Wyoming..... | 1,396 | 1,361 | 1 | 2 | 82 | 82 |
| Garfield..... | 23 | 7 | 3 | 12 | 1 | | Wisconsin..... | 73,779 | 3,639 | 10,300 | 56,396 | 3,394 | 250 |
| Island..... | 79 | 5 | 3 | 15 | 56 | | Adams..... | 312 | 44 | 32 | 206 | 30 | |
| Jefferson..... | 257 | 6 | 4 | 63 | 184 | | Ashland..... | 1,176 | 12 | 51 | 899 | 214 | 1 |
| King..... | 1,745 | 93 | 54 | 951 | 647 | 62 | Barron..... | 1,027 | 105 | 80 | 831 | 11 | 1 |
| Kitsap..... | 202 | 3 | 2 | 59 | 138 | 5 | Bayfield..... | 675 | 15 | 50 | 476 | 134 | 1 |
| Kittitas..... | 404 | 12 | 9 | 236 | 147 | 73 | Brown..... | 3,593 | 126 | 905 | 2,261 | 301 | 8 |
| Klickitat..... | 272 | 49 | 9 | 75 | 139 | 5 | Buffalo..... | 578 | 21 | 110 | 446 | 1 | 1 |
| Lewis..... | 198 | 56 | 14 | 83 | 45 | 1 | Burnett..... | 352 | 19 | 13 | 240 | 75 | 4 |
| Lincoln..... | 135 | 38 | 13 | 63 | 21 | 2 | Calumet..... | 379 | 8 | 98 | 268 | 15 | 3 |
| Mason..... | 129 | 8 | 8 | 26 | 87 | 2 | Chippewa..... | 1,143 | 201 | 131 | 772 | 39 | |
| Okanogan..... | 662 | 8 | 2 | 25 | 627 | 2 | Clark..... | 610 | 80 | 102 | 413 | 15 | |
| Pacific..... | 247 | 19 | 5 | 80 | 143 | | Columbia..... | 619 | 48 | 65 | 504 | 2 | 1 |
| Pierce..... | 1,388 | 57 | 45 | 706 | 580 | 27 | Crawford..... | 587 | 91 | 114 | 382 | | |
| San Juan..... | 110 | 4 | 9 | 35 | 62 | 1 | Dane..... | 1,923 | 66 | 214 | 1,618 | 25 | 12 |
| Skagit..... | 516 | 25 | 14 | 184 | 293 | 3 | Dodge..... | 1,106 | 32 | 163 | 906 | 5 | 5 |
| Skamania..... | 52 | 7 | 3 | 19 | 23 | | Door..... | 1,123 | 36 | 339 | 748 | | |
| Snohomish..... | 475 | 36 | 16 | 157 | 266 | 9 | Douglas..... | 1,303 | 28 | 41 | 1,198 | 36 | 3 |
| Spokane..... | 862 | 93 | 33 | 521 | 215 | 30 | Dunn..... | 1,232 | 109 | 92 | 1,078 | 3 | 2 |
| Stevens..... | 549 | 33 | 16 | 64 | 486 | 2 | Eau Claire..... | 898 | 42 | 93 | 761 | 2 | 2 |
| Thurston..... | 236 | 34 | 9 | 116 | 77 | 2 | Florence..... | 171 | 5 | 10 | 155 | 1 | |
| Wahkiakum..... | 169 | 14 | 10 | 79 | 56 | 2 | Fond du Lac..... | 1,768 | 69 | 261 | 1,397 | 41 | 39 |
| Wallawalla..... | 265 | 40 | 11 | 140 | 74 | 6 | Forest..... | 113 | 6 | 4 | 6 | 97 | |
| Whatcom..... | 536 | 20 | 15 | 171 | 330 | 1 | Grant..... | 870 | 175 | 189 | 497 | 9 | 9 |
| Whitman..... | 240 | 90 | 13 | 83 | 54 | 2 | Green..... | 589 | 82 | 81 | 421 | 5 | 5 |
| Yakima..... | 1,079 | 35 | 11 | 57 | 976 | 16 | Green Lake..... | 1,017 | 19 | 11 | 887 | 1 | |
| West Virginia..... | 80,105 | 63,008 | 1,273 | 4,730 | 11,094 | 11,083 | Iowa..... | 801 | 47 | 28 | 619 | 7 | 7 |
| Barbour..... | 1,224 | 942 | 6 | 139 | 137 | 137 | Iron..... | 356 | 4 | 30 | 322 | | |
| Berkeley..... | 1,642 | 1,059 | 42 | 41 | 500 | 500 | Jackson..... | 902 | 74 | 85 | 606 | 137 | 4 |
| Boone..... | 1,136 | 1,138 | 5 | | 28 | 28 | Jefferson..... | 758 | 37 | 98 | 619 | 4 | |
| Braxton..... | 1,738 | 1,664 | 31 | 6 | 57 | 57 | Juneau..... | 665 | 91 | 92 | 468 | 24 | 1 |
| Brooke..... | 209 | 111 | 17 | 60 | 21 | 21 | Kenosha..... | 619 | 8 | 39 | 572 | | |
| Cabell..... | 2,360 | 1,937 | 34 | 30 | 359 | 357 | Kewaunee..... | 1,156 | 17 | 449 | 688 | 2 | 2 |
| Calhoun..... | 1,014 | 937 | 10 | 7 | 10 | 10 | La Crosse..... | 958 | 45 | 96 | 809 | 3 | 8 |
| Clay..... | 1,037 | 1,064 | 8 | 2 | 13 | 13 | Lafayette..... | 625 | 59 | 99 | 467 | 1 | 1 |
| Doddsbridge..... | 924 | 878 | 5 | 32 | 9 | 9 | Langlade..... | 522 | 70 | 102 | 350 | | |
| Fayette..... | 3,628 | 2,061 | 82 | 163 | 1,322 | 1,322 | Lincoln..... | 349 | 22 | 44 | 273 | 5 | |
| Gilmer..... | 978 | 954 | 15 | 2 | 7 | 7 | Manitowoc..... | 1,348 | 11 | 290 | 1,043 | 4 | |
| Grant..... | 694 | 539 | 15 | 15 | 75 | 75 | Marathon..... | 1,770 | 55 | 345 | 1,359 | 11 | 2 |
| Greenbrier..... | 1,549 | 1,036 | 8 | 27 | 478 | 478 | Marinette..... | 2,084 | 67 | 306 | 1,598 | 113 | |
| Hampshire..... | 801 | 642 | 5 | 3 | 151 | 150 | Marquette..... | 560 | 10 | 110 | 440 | | |
| Hancock..... | 327 | 133 | 17 | 165 | 12 | 12 | Milwaukee..... | 9,379 | 100 | 569 | 8,653 | 57 | 53 |
| Hardy..... | 943 | 767 | 6 | | 170 | 170 | Monroe..... | 771 | 67 | 90 | 541 | 73 | 2 |
| Harrison..... | 1,338 | 1,198 | 26 | 271 | 343 | 343 | Oconto..... | 1,241 | 34 | 228 | 871 | 103 | 2 |
| Jackson..... | 1,454 | 1,330 | 23 | 12 | 29 | 29 | Oneida..... | 350 | 11 | 72 | 232 | 44 | |
| Jefferson..... | 1,507 | 515 | 13 | 3 | 976 | 976 | Outagamie..... | 1,737 | 55 | 290 | 980 | 412 | 1 |
| Kanawha..... | 5,858 | 4,827 | 79 | 92 | 860 | 860 | Ozaukee..... | 432 | 10 | 91 | 381 | | |

¹ Persons of negro descent, Chinese, Japanese, and Indians.

² Includes all persons of negro descent.

STATISTICS OF POPULATION.

TABLE 84.—TOTAL ILLITERATE POPULATION 10 YEARS OF AGE AND OVER, CLASSIFIED BY GENERAL NATIVITY AND COLOR, BY COUNTIES: 1900—Continued.

| COUNTIES. | Aggre- gate. | NATIVE WHITE. | | | COLORED. ¹ | | COUNTIES. | Aggre- gate. | NATIVE WHITE. | | | COLORED. ¹ | |
|------------------|-----------------|--------------------|---------------------|-------------------|-----------------------|---------------------|-----------------------------------|-----------------|--------------------|---------------------|-------------------|-----------------------|---------------------|
| | | Native parents. | Foreign parents. | Foreign white. | Total. | Negro. ² | | | Native parents. | Foreign parents. | Foreign white. | Total. | Negro. ² |
| | | | | | | | | | | | | | |
| Wisconsin—Con. | | | | | | | | | | | | | |
| Pepin..... | 263 | 46 | 54 | 163 | | | Waukesha..... | 770 | 13 | 55 | 685 | 7 | 5 |
| Pierce..... | 828 | 46 | 91 | 688 | 3 | 3 | Waupaca..... | 1,218 | 88 | 128 | 1,001 | 1 | 1 |
| Polk..... | 862 | 27 | 68 | 729 | 38 | 2 | Waushara..... | 539 | 47 | 120 | 371 | 1 | 1 |
| Portage..... | 2,679 | 43 | 783 | 1,853 | | | Winnebago..... | 1,640 | 116 | 123 | 1,382 | 19 | 8 |
| Price..... | 246 | 13 | 29 | 204 | | | Wood..... | 879 | 22 | 146 | 704 | 7 | |
| Racine..... | 1,352 | 17 | 76 | 1,238 | 21 | 20 | Wyoming..... | 2,878 | 257 | 91 | 1,349 | 1,181 | 141 |
| Richland..... | 418 | 212 | 56 | 140 | 10 | | Albany..... | 233 | 31 | 6 | 146 | 50 | 43 |
| Rock..... | 1,061 | 64 | 75 | 909 | 13 | 11 | Bighorn..... | 24 | 8 | 5 | 11 | | |
| St. Croix..... | 961 | 31 | 126 | 804 | | | Carbon..... | 213 | 75 | 9 | 62 | 67 | 49 |
| Sauk..... | 672 | 63 | 97 | 510 | 2 | 2 | Converse..... | 13 | 6 | | 5 | 2 | 2 |
| Sawyer..... | 479 | 7 | 19 | 55 | 398 | | Crook..... | 39 | 15 | 1 | 23 | | |
| Shawano..... | 2,380 | 44 | 496 | 1,203 | 637 | 1 | Fremont..... | 392 | 14 | 8 | 24 | 846 | 1 |
| Sheboygan..... | 1,459 | 30 | 147 | 1,280 | 2 | | Johnson..... | 16 | 9 | 2 | 4 | 1 | |
| Taylor..... | 442 | 13 | 32 | 394 | 3 | 3 | Laramie..... | 178 | 21 | 7 | 115 | 35 | 13 |
| Trempealeau..... | 1,149 | 11 | 166 | 971 | 1 | 1 | Natrona..... | 7 | 2 | 3 | 1 | 1 | 1 |
| Vernon..... | 1,250 | 301 | 130 | 812 | 7 | 7 | Sheridan..... | 45 | 16 | 4 | 22 | 3 | 3 |
| Vilas..... | 331 | 13 | 42 | 173 | 108 | | Sweetwater..... | 348 | 14 | 11 | 288 | 85 | 27 |
| Walworth..... | 451 | 38 | 38 | 370 | 5 | 5 | Uinta..... | 814 | 34 | 35 | 657 | 88 | 1 |
| Washburn..... | 203 | 33 | 29 | 97 | 44 | | Weston..... | 53 | 12 | | 40 | 1 | 1 |
| Washington..... | 590 | 18 | 168 | 404 | | | Yellowstone National Park..... | 3 | | | 1 | 2 | |

¹Persons of negro descent, Chinese, Japanese, and Indians.²Includes all persons of negro descent.

CAN NOT SPEAK ENGLISH.

TABLE 85.—WHITE AND COLORED PERSONS 10 YEARS OF AGE AND OVER WHO CAN NOT SPEAK ENGLISH, CLASSIFIED BY SEX, GENERAL NATIVITY, AND COLOR, BY STATES AND TERRITORIES: 1900.

TABLE 86.—NATIVE WHITE PERSONS OF FOREIGN PARENTAGE 10 YEARS OF AGE AND OVER WHO CAN NOT SPEAK ENGLISH, CLASSIFIED BY SEX AND AGE PERIODS, BY STATES AND TERRITORIES: 1900.

TABLE 87.—FOREIGN WHITE PERSONS 10 YEARS OF AGE AND OVER WHO CAN NOT SPEAK ENGLISH, CLASSIFIED BY SEX AND AGE PERIODS, BY STATES AND TERRITORIES: 1900.

TABLE 88.—CHINESE PERSONS 10 YEARS OF AGE AND OVER WHO CAN NOT SPEAK ENGLISH, CLASSIFIED BY SEX AND AGE PERIODS, BY STATES AND TERRITORIES: 1900.

TABLE 89.—JAPANESE AND INDIAN PERSONS 10 YEARS OF AGE AND OVER WHO CAN NOT SPEAK ENGLISH, CLASSIFIED BY SEX AND AGE PERIODS, BY STATES AND TERRITORIES: 1900.

TABLE 90.—WHITE AND COLORED PERSONS 10 YEARS OF AGE AND OVER WHO CAN NOT SPEAK ENGLISH, CLASSIFIED BY SEX, GENERAL NATIVITY, AND COLOR, FOR CITIES HAVING 25,000 INHABITANTS OR MORE: 1900.

STATISTICS OF POPULATION.

TABLE 85.—WHITE AND COLORED PERSONS 10 YEARS OF AGE AND OVER WHO CAN NOT SPEAK ENGLISH, CLASSIFIED BY SEX, GENERAL NATIVITY, AND COLOR, BY STATES AND TERRITORIES: 1900.

[This presentation is limited to white persons of foreign birth or parentage, and to Chinese, Japanese, and Indians. The designation "native white—foreign parents" comprehends all native white persons having either one or both parents foreign born.]

| STATES AND TERRITORIES. | AGGREGATE. | | | NATIVE WHITE—FOREIGN PARENTS. | | | FOREIGN WHITE. | | |
|--------------------------------------|------------|---------|----------|-------------------------------|--------|----------|----------------|---------|----------|
| | Total. | Males. | Females. | Total. | Males. | Females. | Total. | Males. | Females. |
| The United States ¹ | 1,471,332 | 724,837 | 746,495 | 65,405 | 28,813 | 37,092 | 1,221,181 | 565,807 | 655,374 |
| Alabama..... | 805 | 432 | 373 | 26 | 15 | 11 | 759 | 399 | 360 |
| Alaska ² | | | | | | | | | |
| Arizona..... | 27,468 | 13,959 | 13,509 | 2,227 | 911 | 1,316 | 9,775 | 5,293 | 4,482 |
| Arkansas..... | 944 | 477 | 467 | 54 | 40 | 14 | 877 | 424 | 453 |
| California..... | 45,201 | 31,527 | 13,674 | 1,344 | 496 | 848 | 18,805 | 9,922 | 8,883 |
| Colorado..... | 7,694 | 4,625 | 3,069 | 371 | 195 | 176 | 6,429 | 3,922 | 2,507 |
| Connecticut..... | 27,294 | 13,902 | 13,392 | 315 | 125 | 190 | 26,816 | 13,6 | 13,200 |
| Delaware..... | 1,549 | 1,047 | 502 | 8 | 4 | 4 | 1,529 | 1,031 | 498 |
| District of Columbia..... | 363 | 187 | 176 | 2 | 1 | 1 | 254 | 85 | 169 |
| Florida..... | 5,799 | 3,019 | 2,780 | 349 | 154 | 195 | 5,424 | 2,839 | 2,585 |
| Georgia..... | 200 | 99 | 101 | 4 | 3 | 1 | 177 | 80 | 97 |
| Hawaii..... | 68,017 | 54,643 | 13,374 | 397 | 149 | 248 | 3,878 | 1,805 | 2,073 |
| Idaho..... | 4,641 | 2,989 | 1,652 | 21 | 10 | 11 | 921 | 537 | 384 |
| Illinois..... | 105,398 | 44,256 | 61,142 | 1,641 | 618 | 1,023 | 103,301 | 43,183 | 60,118 |
| Indiana..... | 12,118 | 5,272 | 6,846 | 711 | 266 | 445 | 11,339 | 4,939 | 6,400 |
| Indian Territory..... | 7,971 | 3,631 | 4,340 | 46 | 21 | 25 | 366 | 191 | 175 |
| Iowa..... | 26,589 | 9,351 | 17,238 | 851 | 304 | 547 | 25,544 | 8,960 | 16,584 |
| Kansas..... | 11,444 | 4,083 | 7,361 | 482 | 187 | 295 | 10,344 | 3,336 | 7,008 |
| Kentucky..... | 1,937 | 773 | 1,164 | 74 | 39 | 35 | 1,850 | 721 | 1,129 |
| Louisiana..... | 8,919 | 4,520 | 4,399 | 768 | 280 | 488 | 7,817 | 3,991 | 3,826 |
| Maine..... | 16,551 | 6,657 | 9,894 | 2,577 | 1,268 | 1,309 | 13,919 | 5,359 | 8,560 |
| Maryland..... | 7,837 | 3,339 | 4,498 | 182 | 84 | 98 | 7,520 | 3,122 | 4,398 |
| Massachusetts..... | 78,802 | 34,748 | 44,054 | 1,382 | 446 | 936 | 76,637 | 33,523 | 43,109 |
| Michigan..... | 52,087 | 22,563 | 29,524 | 1,597 | 668 | 929 | 49,342 | 21,510 | 27,832 |
| Minnesota..... | 75,071 | 28,287 | 46,784 | 2,740 | 1,090 | 1,650 | 68,894 | 25,769 | 43,125 |
| Mississippi..... | 598 | 283 | 315 | 25 | 11 | 14 | 334 | 191 | 143 |
| Missouri..... | 15,529 | 6,150 | 9,379 | 861 | 295 | 566 | 14,511 | 5,698 | 8,813 |
| Montana..... | 10,497 | 6,534 | 3,963 | 37 | 21 | 16 | 3,109 | 1,943 | 1,161 |
| Nebraska..... | 19,141 | 6,964 | 12,177 | 573 | 204 | 369 | 17,908 | 6,502 | 11,406 |
| Nevada..... | 1,806 | 1,181 | 675 | 10 | 3 | 7 | 477 | 379 | 98 |
| New Hampshire..... | 17,735 | 7,016 | 10,719 | 599 | 211 | 388 | 17,107 | 6,778 | 10,329 |
| New Jersey..... | 49,515 | 25,507 | 24,008 | 401 | 191 | 210 | 48,709 | 24,911 | 23,798 |
| New Mexico..... | 16,163 | 8,376 | 7,787 | 2,794 | 1,339 | 1,455 | 5,478 | 3,082 | 2,396 |
| New York..... | 226,680 | 100,667 | 126,013 | 2,498 | 1,050 | 1,448 | 220,306 | 96,090 | 124,216 |
| North Carolina..... | 718 | 325 | 393 | 5 | 5 | | 123 | 59 | 64 |
| North Dakota..... | 21,672 | 9,467 | 12,205 | 791 | 325 | 466 | 18,082 | 7,779 | 10,303 |
| Ohio..... | 52,975 | 25,188 | 27,787 | 1,112 | 377 | 735 | 51,752 | 24,704 | 27,048 |
| Oklahoma..... | 5,292 | 2,165 | 3,127 | 80 | 37 | 43 | 1,352 | 495 | 857 |
| Oregon..... | 9,730 | 7,549 | 2,181 | 44 | 14 | 30 | 2,087 | 906 | 1,181 |
| Pennsylvania..... | 163,345 | 104,143 | 59,202 | 1,520 | 733 | 787 | 161,173 | 102,761 | 58,412 |
| Rhode Island..... | 17,642 | 7,279 | 10,363 | 530 | 160 | 370 | 17,029 | 7,037 | 9,992 |
| South Carolina..... | 65 | 35 | 30 | 2 | | 2 | 52 | 24 | 28 |
| South Dakota..... | 22,133 | 8,540 | 13,643 | 955 | 289 | 666 | 13,104 | 4,782 | 8,322 |
| Tennessee..... | 701 | 359 | 342 | 20 | 5 | 15 | 675 | 343 | 327 |
| Texas..... | 100,975 | 49,317 | 51,658 | 28,961 | 13,719 | 15,242 | 71,631 | 35,304 | 36,327 |
| Utah..... | 4,325 | 2,244 | 2,081 | 43 | 25 | 18 | 2,208 | 898 | 1,310 |
| Vermont..... | 4,171 | 2,090 | 2,081 | 241 | 93 | 148 | 3,921 | 1,933 | 1,988 |
| Virginia..... | 887 | 579 | 308 | 6 | 4 | 2 | 827 | 521 | 306 |
| Washington..... | 13,323 | 9,292 | 4,031 | 60 | 28 | 32 | 3,315 | 1,903 | 1,912 |
| West Virginia..... | 3,659 | 2,971 | 688 | 36 | 20 | 16 | 3,612 | 2,940 | 672 |
| Wisconsin..... | 93,983 | 33,787 | 60,196 | 5,024 | 1,774 | 3,250 | 86,797 | 31,134 | 55,663 |
| Wyoming..... | 3,220 | 2,393 | 827 | 8 | 6 | 2 | 1,962 | 1,563 | 399 |

¹ Includes persons in the military and naval service of the United States (including civilian employees, etc.) stationed abroad, not credited to any state or territory.

² No inquiry made in Alaska as to ability to speak English.

CAN NOT SPEAK ENGLISH.

TABLE 85.—WHITE AND COLORED PERSONS 10 YEARS OF AGE AND OVER WHO CAN NOT SPEAK ENGLISH, CLASSIFIED BY SEX, GENERAL NATIVITY, AND COLOR, BY STATES AND TERRITORIES: 1900—Continued.

| STATES AND TERRITORIES. | CHINESE. | | | JAPANESE. | | | INDIAN. | | |
|--------------------------------------|----------|--------|----------|-----------|--------|----------|---------|--------|----------|
| | Total. | Males. | Females. | Total. | Males. | Females. | Total. | Males. | Females. |
| The United States ¹ | 49,545 | 45,738 | 3,807 | 62,618 | 52,670 | 9,948 | 72,583 | 32,309 | 40,274 |
| Alabama..... | 16 | 16 | | | | | 4 | 2 | 2 |
| Alaska ² | | | | | | | | | |
| Arizona..... | 203 | 197 | 6 | 187 | 183 | 4 | 15,076 | 7,375 | 7,701 |
| Arkansas..... | 9 | 9 | | | | | 4 | 4 | |
| California..... | 17,593 | 15,807 | 1,986 | 4,576 | 4,371 | 205 | 2,883 | 1,131 | 1,752 |
| Colorado..... | 154 | 151 | 3 | 18 | 16 | 2 | 722 | 341 | 381 |
| Connecticut..... | 157 | 157 | | 1 | 1 | | 5 | 3 | 2 |
| Delaware..... | 12 | 12 | | | | | | | |
| District of Columbia..... | 103 | 99 | 4 | | | | 4 | 2 | 2 |
| Florida..... | 26 | 26 | | | | | | | |
| Georgia..... | 18 | 16 | 2 | | | | 1 | | 1 |
| Hawaii..... | 15,996 | 14,496 | 1,500 | 47,746 | 38,193 | 9,553 | | | |
| Idaho..... | 692 | 665 | 27 | 951 | 945 | 6 | 2,056 | 832 | 1,224 |
| Illinois..... | 452 | 451 | 1 | 4 | 4 | | | | |
| Indiana..... | 67 | 67 | | | | | 1 | | 1 |
| Indian Territory..... | 6 | 6 | | | | | 7,553 | 3,413 | 4,140 |
| Iowa..... | 20 | 20 | | | | | 174 | 67 | 107 |
| Kansas..... | 6 | 5 | 1 | | | | 112 | 55 | 57 |
| Kentucky..... | 13 | 13 | | | | | | | |
| Louisiana..... | 165 | 161 | 4 | 2 | 2 | | 167 | 86 | 81 |
| Maine..... | 27 | 27 | | | | | 23 | 3 | 25 |
| Maryland..... | 135 | 133 | 2 | | | | | | |
| Massachusetts..... | 779 | 770 | 9 | 2 | 2 | | 2 | 2 | |
| Michigan..... | 57 | 57 | | | | | 1,091 | 328 | 763 |
| Minnesota..... | 26 | 26 | | 34 | 33 | 1 | 3,377 | 1,369 | 2,008 |
| Mississippi..... | 16 | 16 | | | | | 223 | 65 | 158 |
| Missouri..... | 155 | 155 | | | | | 2 | 2 | |
| Montana..... | 480 | 461 | 19 | 1,873 | 1,870 | 3 | 4,998 | 2,234 | 2,764 |
| Nebraska..... | 26 | 26 | | | | | 634 | 232 | 402 |
| Nevada..... | 235 | 211 | 24 | 170 | 170 | | 914 | 368 | 546 |
| New Hampshire..... | 27 | 27 | | | | | 2 | | 2 |
| New Jersey..... | 404 | 404 | | 1 | 1 | | | | |
| New Mexico..... | 65 | 63 | 2 | 3 | 3 | | 7,323 | 3,839 | 3,934 |
| New York..... | 3,424 | 3,387 | 37 | 21 | 20 | 1 | 431 | 120 | 311 |
| North Carolina..... | 6 | 5 | 1 | | | | 584 | 256 | 328 |
| North Dakota..... | 7 | 7 | | 122 | 122 | | 2,670 | 1,234 | 1,436 |
| Ohio..... | 103 | 102 | 1 | 5 | 4 | 1 | 3 | 1 | 2 |
| Oklahoma..... | 4 | 4 | | | | | 3,856 | 1,629 | 2,227 |
| Oregon..... | 4,582 | 4,444 | 138 | 1,803 | 1,739 | 64 | 1,214 | 446 | 768 |
| Pennsylvania..... | 652 | 649 | 3 | | | | | | |
| Rhode Island..... | 33 | 32 | 1 | | | | | | |
| South Carolina..... | 11 | 11 | | | | | | | |
| South Dakota..... | 23 | 24 | 4 | | | | 8,096 | 3,445 | 4,651 |
| Tennessee..... | 5 | 5 | | | | | 1 | 1 | |
| Texas..... | 240 | 238 | 2 | 1 | 1 | | 142 | 55 | 87 |
| Utah..... | 221 | 211 | 10 | 360 | 355 | 5 | 1,493 | 755 | 738 |
| Vermont..... | 9 | 9 | | | | | | | |
| Virginia..... | 53 | 53 | | 1 | 1 | | | | |
| Washington..... | 1,708 | 1,690 | 18 | 4,404 | 4,301 | 103 | 3,336 | 1,370 | 1,966 |
| West Virginia..... | 11 | 11 | | | | | | | |
| Wisconsin..... | 43 | 43 | | | | | 2,114 | 831 | 1,283 |
| Wyoming..... | 159 | 157 | 2 | 304 | 304 | | 787 | 263 | 424 |

¹Includes persons in the military and naval service of the United States (including civilian employees, etc.) stationed abroad, not credited to any state or territory.
²No inquiry made in Alaska as to ability to speak English.

STATISTICS OF POPULATION.

TABLE 86.—NATIVE WHITE PERSONS OF FOREIGN PARENTAGE 10 YEARS OF AGE AND OVER WHO CAN

[The designation "native white persons of foreign parentage" comprehends

| STATES AND TERRITORIES. | 10 TO 14 YEARS. | | | 15 TO 20 YEARS. | | | 21 TO 24 YEARS. | | | 25 TO 34 YEARS. | | |
|------------------------------|-----------------|--------|----------|-----------------|--------|----------|-----------------|--------|----------|-----------------|--------|----------|
| | Total. | Males. | Females. | Total. | Males. | Females. | Total. | Males. | Females. | Total. | Males. | Females. |
| 1 The United States..... | 15,061 | 7,411 | 7,650 | 15,412 | 7,018 | 8,394 | 7,576 | 3,140 | 4,436 | 12,596 | 5,114 | 7,482 |
| 2 Alabama..... | 5 | 5 | | 7 | 5 | 2 | 2 | 2 | | 4 | 1 | 3 |
| 3 Alaska ¹ | | | | | | | | | | | | |
| 4 Arizona..... | 613 | 312 | 301 | 618 | 233 | 385 | 230 | 38 | 192 | 429 | 162 | 267 |
| 5 Arkansas..... | 21 | 20 | 1 | 11 | 9 | 2 | 3 | 2 | 1 | 3 | 2 | 1 |
| 6 California..... | 129 | 51 | 78 | 197 | 95 | 102 | 138 | 51 | 87 | 272 | 90 | 182 |
| 7 Colorado..... | 24 | 10 | 14 | 39 | 10 | 21 | 28 | 17 | 11 | 75 | 34 | 41 |
| 8 Connecticut..... | 39 | 16 | 23 | 76 | 35 | 41 | 59 | 23 | 36 | 70 | 26 | 44 |
| 9 Delaware..... | 2 | | 2 | 2 | 2 | | 1 | 1 | | 1 | | 1 |
| 10 District of Columbia..... | | | | | | | | | | 1 | | 1 |
| 11 Florida..... | 91 | 62 | 29 | 118 | 49 | 69 | 54 | 14 | 40 | 70 | 22 | 48 |
| 12 Georgia..... | | | | 1 | 1 | | | | | | | |
| 13 Hawaii..... | 143 | 51 | 92 | 96 | 38 | 58 | 17 | 6 | 11 | 48 | 13 | 35 |
| 14 Idaho..... | 8 | 3 | 5 | 3 | 2 | 1 | 4 | 2 | 2 | 2 | 1 | 1 |
| 15 Illinois..... | 182 | 84 | 98 | 219 | 101 | 118 | 122 | 55 | 67 | 372 | 145 | 227 |
| 16 Indiana..... | 29 | 17 | 12 | 85 | 55 | 30 | 46 | 26 | 20 | 131 | 55 | 76 |
| 17 Indian Territory..... | 20 | 9 | 11 | 11 | 7 | 4 | 5 | 3 | 2 | 9 | 2 | 7 |
| 18 Iowa..... | 93 | 38 | 55 | 158 | 65 | 93 | 95 | 40 | 55 | 242 | 82 | 160 |
| 19 Kansas..... | 102 | 64 | 38 | 184 | 63 | 121 | 71 | 18 | 53 | 51 | 21 | 30 |
| 20 Kentucky..... | 6 | 3 | 3 | 11 | 8 | 3 | 5 | 3 | 2 | 19 | 10 | 9 |
| 21 Louisiana..... | 134 | 55 | 79 | 116 | 54 | 62 | 65 | 26 | 39 | 115 | 37 | 78 |
| 22 Maine..... | 432 | 264 | 168 | 660 | 303 | 357 | 265 | 128 | 137 | 472 | 217 | 255 |
| 23 Maryland..... | 33 | 15 | 18 | 35 | 14 | 21 | 22 | 11 | 11 | 31 | 18 | 13 |
| 24 Massachusetts..... | 267 | 108 | 159 | 336 | 113 | 213 | 174 | 53 | 121 | 341 | 90 | 251 |
| 25 Michigan..... | 400 | 202 | 198 | 365 | 181 | 184 | 161 | 61 | 100 | 300 | 114 | 186 |
| 26 Minnesota..... | 781 | 403 | 378 | 616 | 271 | 345 | 319 | 100 | 219 | 562 | 178 | 384 |
| 27 Mississippi..... | 3 | 3 | | 5 | 2 | 3 | 4 | 2 | 2 | 2 | | 2 |
| 28 Missouri..... | 74 | 42 | 32 | 97 | 49 | 48 | 66 | 19 | 47 | 200 | 68 | 132 |
| 29 Montana..... | 3 | 1 | 2 | 3 | 2 | 1 | 5 | 1 | 4 | 12 | 6 | 6 |
| 30 Nebraska..... | 141 | 66 | 75 | 155 | 62 | 93 | 107 | 30 | 77 | 94 | 23 | 71 |
| 31 Nevada..... | 1 | 1 | | 4 | 2 | 2 | | | | 2 | | 2 |
| 32 New Hampshire..... | 155 | 62 | 93 | 179 | 68 | 111 | 90 | 27 | 63 | 107 | 37 | 70 |
| 33 New Jersey..... | 114 | 58 | 56 | 65 | 33 | 32 | 45 | 23 | 22 | 80 | 36 | 44 |
| 34 New Mexico..... | 536 | 259 | 277 | 519 | 234 | 285 | 278 | 123 | 155 | 632 | 307 | 325 |
| 35 New York..... | 821 | 364 | 457 | 408 | 175 | 233 | 192 | 79 | 113 | 444 | 204 | 240 |
| 36 North Carolina..... | 1 | 1 | | | | | 1 | 1 | | | | |
| 37 North Dakota..... | 405 | 176 | 229 | 175 | 75 | 100 | 77 | 22 | 55 | 69 | 28 | 41 |
| 38 Ohio..... | 100 | 40 | 60 | 105 | 53 | 52 | 75 | 32 | 43 | 198 | 88 | 110 |
| 39 Oklahoma..... | 26 | 10 | 16 | 20 | 10 | 10 | 11 | 5 | 6 | 16 | 9 | 7 |
| 40 Oregon..... | 4 | 1 | 3 | 6 | 4 | 2 | 3 | 1 | 2 | 9 | 4 | 5 |
| 41 Pennsylvania..... | 330 | 195 | 135 | 265 | 134 | 131 | 111 | 51 | 60 | 303 | 149 | 154 |
| 42 Rhode Island..... | 145 | 55 | 90 | 133 | 44 | 89 | 64 | 20 | 44 | 108 | 26 | 82 |
| 43 South Carolina..... | | | | 1 | | 1 | | | | | | |
| 44 South Dakota..... | 365 | 148 | 217 | 334 | 80 | 254 | 146 | 25 | 121 | 59 | 19 | 40 |
| 45 Tennessee..... | 2 | 1 | 1 | 5 | 1 | 4 | 2 | | 2 | 4 | | 4 |
| 46 Texas..... | 7,424 | 3,699 | 3,725 | 8,138 | 3,884 | 4,254 | 3,936 | 1,807 | 2,129 | 5,371 | 2,401 | 2,970 |
| 47 Utah..... | 7 | 6 | 1 | 9 | 7 | 2 | 7 | 2 | 5 | 9 | 8 | 1 |
| 48 Vermont..... | 54 | 21 | 33 | 32 | 15 | 17 | 25 | 12 | 13 | 48 | 14 | 34 |
| 49 Virginia..... | 2 | | 2 | | | | | | | 1 | 1 | |
| 50 Washington..... | 8 | 2 | 6 | 15 | 12 | 3 | 3 | | 3 | 12 | 4 | 8 |
| 51 West Virginia..... | 4 | 1 | 3 | 5 | 3 | 2 | 1 | 1 | | 9 | 6 | 3 |
| 52 Wisconsin..... | 780 | 405 | 375 | 770 | 342 | 428 | 440 | 177 | 263 | 1,185 | 355 | 830 |
| 53 Wyoming..... | 2 | 2 | | | | | 1 | | 1 | 2 | 1 | 1 |

¹No inquiry made in Alaska as to ability to speak English.

STATISTICS OF POPULATION.

TABLE 87.—FOREIGN WHITE PERSONS 10 YEARS OF AGE AND OVER WHO CAN NOT SPEAK ENGLISH.

| STATES AND TERRITORIES. | 10 TO 14 YEARS. | | | 15 TO 20 YEARS. | | | 21 TO 24 YEARS. | | | 25 TO 34 YEARS. | | |
|--|-----------------|--------|----------|-----------------|--------|----------|-----------------|--------|----------|-----------------|---------|----------|
| | Total. | Males. | Females. | Total. | Males. | Females. | Total. | Males. | Females. | Total. | Males. | Females. |
| 1 The United States ¹ | 23,490 | 11,250 | 12,240 | 109,514 | 53,245 | 56,269 | 106,654 | 57,855 | 48,799 | 292,373 | 153,511 | 138,862 |
| 2 Alabama..... | 15 | 7 | 8 | 69 | 40 | 29 | 50 | 28 | 22 | 199 | 123 | 76 |
| 3 Alaska ² | | | | | | | | | | | | |
| 4 Arizona..... | 383 | 183 | 200 | 1,115 | 613 | 502 | 997 | 562 | 435 | 2,647 | 1,511 | 1,136 |
| 5 Arkansas..... | 36 | 22 | 14 | 50 | 34 | 16 | 39 | 25 | 14 | 130 | 70 | 60 |
| 6 California..... | 251 | 135 | 116 | 1,454 | 995 | 459 | 1,578 | 973 | 605 | 4,659 | 2,649 | 2,010 |
| 7 Colorado..... | 112 | 58 | 54 | 621 | 382 | 239 | 889 | 605 | 284 | 2,171 | 1,434 | 737 |
| 8 Connecticut..... | 484 | 231 | 253 | 3,886 | 1,769 | 2,117 | 3,602 | 1,980 | 1,622 | 7,929 | 4,583 | 3,346 |
| 9 Delaware..... | 23 | 12 | 11 | 178 | 127 | 51 | 219 | 160 | 59 | 528 | 365 | 163 |
| 10 District of Columbia..... | 3 | 1 | 2 | 21 | 6 | 15 | 25 | 6 | 19 | 68 | 24 | 44 |
| 11 Florida..... | 284 | 127 | 157 | 730 | 324 | 406 | 589 | 330 | 259 | 1,541 | 852 | 689 |
| 12 Georgia..... | 1 | | 1 | 12 | 7 | 5 | 9 | 8 | 1 | 38 | 14 | 24 |
| 13 Hawaii..... | 30 | 18 | 12 | 235 | 100 | 135 | 251 | 93 | 158 | 731 | 279 | 452 |
| 14 Idaho..... | 8 | 7 | 1 | 71 | 60 | 11 | 72 | 57 | 15 | 209 | 142 | 67 |
| 15 Illinois..... | 877 | 433 | 444 | 5,763 | 2,630 | 3,133 | 7,052 | 3,802 | 3,250 | 23,878 | 11,460 | 12,418 |
| 16 Indiana..... | 71 | 32 | 39 | 410 | 242 | 168 | 522 | 341 | 181 | 1,952 | 1,113 | 839 |
| 17 Indian Territory..... | 12 | 8 | 4 | 20 | 12 | 8 | 28 | 17 | 11 | 102 | 50 | 52 |
| 18 Iowa..... | 111 | 61 | 50 | 878 | 579 | 299 | 825 | 429 | 396 | 2,405 | 867 | 1,538 |
| 19 Kansas..... | 98 | 54 | 44 | 336 | 178 | 158 | 373 | 173 | 200 | 1,455 | 469 | 986 |
| 20 Kentucky..... | 13 | 8 | 5 | 47 | 30 | 17 | 45 | 23 | 22 | 167 | 91 | 76 |
| 21 Louisiana..... | 500 | 248 | 252 | 745 | 349 | 396 | 588 | 262 | 326 | 1,905 | 1,007 | 898 |
| 22 Maine..... | 978 | 455 | 523 | 2,361 | 954 | 1,407 | 1,587 | 624 | 963 | 3,021 | 1,184 | 1,837 |
| 23 Maryland..... | 150 | 82 | 68 | 558 | 245 | 313 | 550 | 228 | 322 | 1,629 | 725 | 904 |
| 24 Massachusetts..... | 2,012 | 874 | 1,138 | 12,076 | 5,191 | 6,885 | 9,974 | 4,545 | 5,429 | 20,053 | 10,001 | 10,052 |
| 25 Michigan..... | 372 | 161 | 211 | 2,952 | 1,863 | 1,089 | 3,994 | 2,570 | 1,424 | 10,177 | 5,022 | 5,155 |
| 26 Minnesota..... | 486 | 232 | 254 | 2,776 | 1,712 | 1,064 | 2,984 | 1,773 | 1,211 | 8,448 | 3,325 | 5,123 |
| 27 Mississippi..... | 20 | 11 | 9 | 28 | 16 | 12 | 23 | 11 | 12 | 81 | 52 | 29 |
| 28 Missouri..... | 129 | 63 | 66 | 502 | 249 | 253 | 639 | 330 | 309 | 2,159 | 1,028 | 1,131 |
| 29 Montana..... | 33 | 15 | 18 | 363 | 241 | 122 | 509 | 352 | 157 | 1,094 | 678 | 416 |
| 30 Nebraska..... | 130 | 64 | 66 | 554 | 283 | 271 | 645 | 310 | 335 | 2,294 | 738 | 1,556 |
| 31 Nevada..... | 1 | 1 | | 80 | 68 | 12 | 79 | 69 | 10 | 148 | 122 | 26 |
| 32 New Hampshire..... | 856 | 359 | 497 | 3,151 | 1,352 | 1,799 | 2,263 | 955 | 1,308 | 3,728 | 1,456 | 2,272 |
| 33 New Jersey..... | 871 | 399 | 472 | 5,801 | 2,286 | 3,515 | 5,408 | 2,894 | 2,514 | 15,399 | 8,851 | 6,548 |
| 34 New Mexico..... | 280 | 127 | 153 | 431 | 201 | 230 | 384 | 204 | 180 | 1,235 | 668 | 567 |
| 35 New York..... | 4,209 | 1,793 | 2,416 | 25,125 | 9,725 | 15,400 | 21,932 | 10,395 | 11,537 | 60,216 | 28,679 | 31,537 |
| 36 North Carolina..... | 4 | 2 | 2 | 6 | 6 | | 6 | 2 | 4 | 14 | 8 | 6 |
| 37 North Dakota..... | 1,093 | 542 | 551 | 1,697 | 869 | 828 | 1,406 | 692 | 714 | 3,526 | 1,464 | 2,062 |
| 38 Ohio..... | 334 | 167 | 167 | 3,119 | 1,717 | 1,402 | 3,825 | 2,253 | 1,572 | 12,433 | 6,936 | 5,497 |
| 39 Oklahoma..... | 39 | 16 | 23 | 49 | 26 | 23 | 60 | 23 | 37 | 188 | 60 | 128 |
| 40 Oregon..... | 26 | 14 | 12 | 138 | 104 | 34 | 151 | 100 | 51 | 344 | 164 | 180 |
| 41 Pennsylvania..... | 2,406 | 1,377 | 1,029 | 17,271 | 10,816 | 6,455 | 20,260 | 13,419 | 6,841 | 57,683 | 38,813 | 18,870 |
| 42 Rhode Island..... | 829 | 367 | 462 | 2,598 | 1,142 | 1,451 | 1,912 | 811 | 1,101 | 3,942 | 1,717 | 2,225 |
| 43 South Carolina..... | 4 | 4 | | 3 | 3 | | 1 | | 1 | 13 | 5 | 8 |
| 44 South Dakota..... | 227 | 40 | 187 | 887 | 412 | 475 | 768 | 354 | 414 | 2,128 | 714 | 1,414 |
| 45 Tennessee..... | 25 | 10 | 15 | 49 | 29 | 20 | 47 | 24 | 23 | 115 | 62 | 53 |
| 46 Texas..... | 4,014 | 2,091 | 1,923 | 7,062 | 3,140 | 3,922 | 5,346 | 2,560 | 2,786 | 14,865 | 7,266 | 7,599 |
| 47 Utah..... | 25 | 13 | 12 | 98 | 68 | 30 | 154 | 104 | 50 | 244 | 146 | 98 |
| 48 Vermont..... | 122 | 51 | 71 | 456 | 310 | 146 | 406 | 271 | 135 | 933 | 549 | 384 |
| 49 Virginia..... | 16 | 10 | 6 | 77 | 55 | 22 | 78 | 49 | 29 | 241 | 176 | 65 |
| 50 Washington..... | 48 | 29 | 19 | 318 | 219 | 99 | 408 | 265 | 143 | 880 | 492 | 388 |
| 51 West Virginia..... | 52 | 38 | 14 | 403 | 337 | 66 | 555 | 464 | 91 | 1,367 | 1,151 | 216 |
| 52 Wisconsin..... | 378 | 192 | 186 | 1,636 | 918 | 718 | 2,178 | 1,043 | 1,135 | 10,274 | 3,521 | 6,753 |
| 53 Wyoming..... | 9 | 6 | 3 | 257 | 216 | 41 | 363 | 281 | 82 | 774 | 624 | 150 |

¹ Includes persons in the military and naval service of the United States (including civilian employees, etc.) stationed abroad, not credited to any state or territory.

CAN NOT SPEAK ENGLISH.

CLASSIFIED BY SEX AND AGE PERIODS, BY STATES AND TERRITORIES: 1900.

| 35 TO 44 YEARS. | | | 45 TO 54 YEARS. | | | 55 TO 64 YEARS. | | | 65 YEARS AND OVER. | | | AGE UNKNOWN. | | | r |
|-----------------|---------|----------|-----------------|--------|----------|-----------------|--------|----------|--------------------|--------|----------|--------------|--------|----------|-----|
| Total. | Males. | Females. | Total. | Males. | Females. | Total. | Males. | Females. | Total. | Males. | Females. | Total. | Males. | Females. | |
| 240,687 | 111,742 | 128,895 | 172,712 | 71,517 | 101,195 | 129,883 | 49,255 | 80,628 | 141,954 | 54,771 | 87,183 | 3,964 | 2,661 | 1,303 | 1 |
| 143 | 59 | 84 | 121 | 65 | 56 | 97 | 45 | 52 | 64 | 31 | 33 | 1 | 1 | ----- | 2 |
| 2,103 | 1,148 | 960 | 1,327 | 679 | 648 | 751 | 390 | 361 | 404 | 186 | 218 | 48 | 26 | 22 | 3. |
| 161 | 70 | 91 | 166 | 76 | 90 | 151 | 62 | 89 | 186 | 68 | 73 | 8 | 2 | 6 | 4. |
| 3,895 | 1,981 | 1,914 | 2,813 | 1,264 | 1,549 | 1,990 | 897 | 1,093 | 1,892 | 878 | 1,014 | 273 | 150 | 123 | 5. |
| 1,323 | 780 | 543 | 638 | 345 | 293 | 323 | 145 | 178 | 309 | 145 | 164 | 43 | 28 | 15 | 6. |
| 4,872 | 2,562 | 2,310 | 2,984 | 1,323 | 1,661 | 1,700 | 627 | 1,073 | 1,286 | 498 | 783 | 73 | 43 | 30 | 7. |
| 398 | 232 | 106 | 143 | 92 | 51 | 68 | 32 | 36 | 32 | 11 | 21 | ----- | ----- | ----- | 8. |
| 43 | 18 | 25 | 33 | 11 | 22 | 24 | 6 | 18 | 37 | 13 | 24 | ----- | ----- | ----- | 9. |
| 1,070 | 624 | 446 | 677 | 342 | 335 | 352 | 163 | 189 | 176 | 73 | 103 | 5 | 4 | 1 | 10. |
| 43 | 18 | 25 | 28 | 12 | 16 | 18 | 6 | 12 | 28 | 15 | 13 | ----- | ----- | ----- | 11. |
| 905 | 365 | 540 | 935 | 456 | 479 | 504 | 317 | 187 | 210 | 128 | 32 | 77 | 49 | 28 | 12. |
| 170 | 89 | 81 | 146 | 82 | 64 | 105 | 40 | 65 | 140 | 60 | 80 | ----- | ----- | ----- | 13. |
| 21,995 | 9,137 | 12,858 | 15,873 | 5,996 | 9,877 | 12,582 | 4,325 | 8,257 | 15,070 | 5,261 | 9,809 | 211 | 139 | 72 | 14. |
| 1,983 | 933 | 1,050 | 1,673 | 652 | 1,021 | 1,775 | 590 | 1,185 | 2,926 | 1,021 | 1,905 | 27 | 15 | 12 | 15. |
| 111 | 52 | 59 | 55 | 31 | 24 | 20 | 12 | 8 | 18 | 9 | 9 | ----- | ----- | ----- | 16. |
| 3,299 | 392 | 2,407 | 4,349 | 1,261 | 3,088 | 5,417 | 1,776 | 3,641 | 3,198 | 3,064 | 5,134 | 62 | 31 | 31 | 17. |
| 1,802 | 513 | 1,289 | 1,958 | 594 | 1,364 | 2,188 | 757 | 1,431 | 2,619 | 1,083 | 1,581 | 15 | 10 | 5 | 18. |
| 232 | 111 | 121 | 300 | 109 | 191 | 373 | 127 | 246 | 667 | 219 | 448 | 6 | 3 | 3 | 19. |
| 1,658 | 852 | 806 | 1,245 | 683 | 562 | 628 | 346 | 282 | 524 | 229 | 295 | 24 | 15 | 9 | 20. |
| 2,261 | 731 | 1,530 | 1,765 | 616 | 1,149 | 1,039 | 401 | 638 | 889 | 383 | 506 | 18 | 11 | 7 | 21. |
| 1,632 | 699 | 933 | 1,161 | 451 | 710 | 951 | 373 | 578 | 853 | 299 | 554 | 36 | 20 | 16 | 22. |
| 13,035 | 5,618 | 7,417 | 9,624 | 3,595 | 6,029 | 5,461 | 1,904 | 3,557 | 3,873 | 1,320 | 2,553 | 529 | 480 | 49 | 23. |
| 9,581 | 3,638 | 5,943 | 7,822 | 2,874 | 4,948 | 6,458 | 2,250 | 4,208 | 7,897 | 3,069 | 4,828 | 89 | 63 | 26 | 24. |
| 11,330 | 3,374 | 7,956 | 12,357 | 3,767 | 8,590 | 13,076 | 4,534 | 8,542 | 17,356 | 7,012 | 10,344 | 81 | 40 | 41 | 25. |
| 68 | 38 | 30 | 61 | 32 | 29 | 30 | 17 | 13 | 22 | 13 | 9 | 1 | 1 | ----- | 26. |
| 2,334 | 996 | 1,338 | 2,415 | 908 | 1,507 | 2,627 | 883 | 1,744 | 3,640 | 1,202 | 2,438 | 66 | 39 | 27 | 27. |
| 589 | 371 | 218 | 290 | 172 | 118 | 126 | 67 | 59 | 102 | 51 | 51 | 3 | 1 | 2 | 28. |
| 3,013 | 811 | 2,202 | 3,893 | 1,078 | 2,815 | 3,707 | 1,348 | 2,359 | 4,146 | 1,857 | 2,289 | 26 | 13 | 13 | 29. |
| 85 | 60 | 25 | 50 | 38 | 12 | 17 | 12 | 5 | 14 | 7 | 7 | 3 | 2 | 1 | 30. |
| 2,715 | 938 | 1,777 | 2,265 | 864 | 1,401 | 1,222 | 457 | 765 | 849 | 352 | 497 | 58 | 45 | 13 | 31. |
| 10,263 | 5,669 | 4,594 | 5,227 | 2,565 | 2,662 | 3,163 | 1,232 | 1,936 | 2,398 | 855 | 1,543 | 174 | 160 | 14 | 32. |
| 1,190 | 692 | 498 | 838 | 490 | 348 | 633 | 407 | 226 | 394 | 245 | 149 | 93 | 48 | 45 | 33. |
| 47,825 | 21,606 | 26,219 | 29,609 | 12,357 | 17,252 | 17,351 | 6,552 | 10,799 | 13,705 | 4,776 | 8,929 | 334 | 207 | 127 | 34. |
| 28 | 10 | 18 | 29 | 15 | 14 | 18 | 7 | 11 | 18 | 9 | 9 | ----- | ----- | ----- | 35. |
| 3,475 | 1,333 | 2,137 | 2,624 | 1,046 | 1,578 | 2,021 | 854 | 1,167 | 2,222 | 962 | 1,260 | 18 | 12 | 6 | 36. |
| 10,816 | 5,427 | 5,389 | 7,309 | 3,217 | 4,092 | 6,047 | 2,234 | 3,813 | 7,746 | 2,648 | 5,098 | 123 | 105 | 18 | 37. |
| 231 | 54 | 177 | 276 | 87 | 189 | 264 | 117 | 147 | 243 | 111 | 132 | 2 | 1 | 1 | 38. |
| 412 | 144 | 268 | 341 | 128 | 213 | 308 | 110 | 198 | 363 | 139 | 224 | 4 | 3 | 1 | 39. |
| 35,232 | 23,421 | 11,861 | 14,879 | 8,948 | 5,931 | 7,180 | 3,399 | 3,781 | 5,739 | 2,191 | 3,548 | 473 | 377 | 96 | 40. |
| 3,134 | 1,195 | 1,939 | 2,450 | 960 | 1,490 | 1,299 | 505 | 794 | 320 | 305 | 515 | 50 | 35 | 15 | 41. |
| 6 | 3 | 3 | 6 | 2 | 4 | 6 | 3 | 3 | 13 | 4 | 9 | ----- | ----- | ----- | 42. |
| 2,368 | 722 | 1,646 | 2,201 | 714 | 1,487 | 2,063 | 813 | 1,250 | 2,447 | 1,006 | 1,441 | 15 | 7 | 8 | 43. |
| 153 | 80 | 73 | 117 | 60 | 57 | 82 | 45 | 37 | 87 | 38 | 49 | ----- | ----- | ----- | 44. |
| 14,084 | 6,835 | 7,249 | 11,882 | 6,098 | 5,784 | 7,710 | 3,969 | 3,741 | 5,968 | 3,007 | 2,961 | 700 | 338 | 362 | 45. |
| 243 | 96 | 152 | 265 | 86 | 179 | 349 | 119 | 230 | 310 | 259 | 551 | 20 | 12 | 3 | 46. |
| 707 | 351 | 356 | 501 | 188 | 313 | 323 | 97 | 226 | 418 | 122 | 296 | 55 | 49 | 6 | 47. |
| 166 | 111 | 55 | 126 | 68 | 58 | 68 | 29 | 39 | 53 | 21 | 32 | 2 | 2 | ----- | 48. |
| 709 | 306 | 403 | 503 | 212 | 291 | 438 | 177 | 261 | 495 | 194 | 301 | 16 | 9 | 7 | 49. |
| 727 | 606 | 121 | 303 | 236 | 67 | 93 | 59 | 34 | 86 | 28 | 58 | 26 | 21 | 5 | 50. |
| 15,666 | 5,076 | 10,590 | 16,435 | 5,475 | 10,960 | 16,640 | 5,590 | 11,050 | 23,519 | 9,277 | 14,242 | 71 | 42 | 29 | 51. |
| 356 | 293 | 63 | 123 | 96 | 27 | 42 | 28 | 14 | 33 | 17 | 16 | 5 | 2 | 3 | 52. |

² No inquiry made in Alaska as to ability to speak English.

STATISTICS OF POPULATION.

TABLE 88.—CHINESE PERSONS 10 YEARS OF AGE AND OVER WHO CAN NOT SPEAK

| STATES AND TERRITORIES. | 10 TO 14 YEARS. | | | 15 TO 20 YEARS. | | | 21 TO 24 YEARS. | | | 25 TO 34 YEARS. | | |
|--|-----------------|--------|----------|-----------------|--------|----------|-----------------|--------|----------|-----------------|--------|----------|
| | Total. | Males. | Females. | Total. | Males. | Females. | Total. | Males. | Females. | Total. | Males. | Females. |
| 1 The United States ¹ | 335 | 120 | 215 | 2,133 | 1,588 | 545 | 2,970 | 2,401 | 569 | 12,369 | 11,154 | 1,215 |
| 2 Alabama..... | | | | 1 | 1 | | 1 | 1 | | 4 | 4 | |
| 3 Alaska ² | | | | | | | | | | | | |
| 4 Arizona..... | | | | 5 | 5 | | 7 | 5 | 2 | 42 | 40 | 2 |
| 5 Arkansas..... | | | | | | | | | | | | |
| 6 California..... | 169 | 50 | 119 | 603 | 381 | 222 | 750 | 495 | 315 | 2,820 | 2,223 | 597 |
| 7 Colorado..... | | | | 1 | 1 | | 1 | 1 | | 18 | 18 | |
| 8 Connecticut..... | | | | 4 | 4 | | 16 | 16 | | 67 | 67 | |
| 9 Delaware..... | | | | 1 | 1 | | | | | 3 | 3 | |
| 10 District of Columbia..... | | | | 2 | 1 | 1 | 3 | 2 | 1 | 29 | 28 | 1 |
| 11 Florida..... | | | | 1 | 1 | | 3 | 3 | | 4 | 4 | |
| 12 Georgia..... | | | | 1 | 1 | | 1 | | 1 | 2 | 1 | 1 |
| 13 Hawaii..... | 147 | 62 | 85 | 1,129 | 887 | 292 | 1,627 | 1,413 | 214 | 6,089 | 5,556 | 533 |
| 14 Idaho..... | | | | 4 | 3 | 1 | 5 | 3 | 2 | 43 | 39 | 4 |
| 15 Illinois..... | | | | 8 | 8 | | 24 | 23 | 1 | 143 | 143 | |
| 16 Indiana..... | | | | 2 | 2 | | 4 | 4 | | 24 | 24 | |
| 17 Indian Territory..... | | | | | | | 1 | 1 | | 1 | 1 | |
| 18 Iowa..... | | | | 5 | 5 | | 2 | 2 | | 6 | 6 | |
| 19 Kansas..... | | | | | | | | | | 3 | 3 | |
| 20 Kentucky..... | | | | 4 | 4 | | 1 | 1 | | 3 | 3 | |
| 21 Louisiana..... | | | | 7 | 5 | 2 | 8 | 7 | 1 | 34 | 33 | 1 |
| 22 Maine..... | | | | 4 | 4 | | 3 | 3 | | 11 | 11 | |
| 23 Maryland..... | | | | 4 | 4 | | 5 | 4 | 1 | 41 | 40 | 1 |
| 24 Massachusetts..... | 1 | 1 | | 46 | 45 | 1 | 57 | 55 | 2 | 269 | 264 | 5 |
| 25 Michigan..... | | | | 1 | 1 | | 7 | 7 | | 9 | 9 | |
| 26 Minnesota..... | | | | 3 | 3 | | 2 | 2 | | 7 | 7 | |
| 27 Mississippi..... | | | | | | | | | | | | |
| 28 Missouri..... | | | | 4 | 4 | | 5 | 5 | | 38 | 38 | |
| 29 Montana..... | 2 | | 2 | 12 | 10 | 2 | 9 | 9 | | 63 | 60 | 3 |
| 30 Nebraska..... | | | | 2 | 2 | | 2 | 2 | | 1 | 1 | |
| 31 Nevada..... | | | | 8 | 7 | 1 | 9 | 8 | 1 | 28 | 24 | 4 |
| 32 New Hampshire..... | | | | 1 | 1 | | 1 | 1 | | 15 | 15 | |
| 33 New Jersey..... | 1 | 1 | | 18 | 18 | | 26 | 26 | | 152 | 152 | |
| 34 New Mexico..... | | | | 1 | 1 | | 2 | 2 | | 8 | 7 | 1 |
| 35 New York..... | 1 | | 1 | 125 | 116 | 9 | 160 | 153 | 7 | 1,078 | 1,064 | 14 |
| 36 North Carolina..... | | | | | | | 1 | | 1 | 3 | 3 | |
| 37 North Dakota..... | | | | | | | 2 | 2 | | 2 | 2 | |
| 38 Ohio..... | | | | 6 | 6 | | 7 | 6 | 1 | 40 | 40 | |
| 39 Oklahoma..... | | | | | | | | | | 1 | 1 | |
| 40 Oregon..... | 11 | 4 | 7 | 45 | 34 | 11 | 79 | 63 | 16 | 622 | 586 | 36 |
| 41 Pennsylvania..... | | | | 12 | 11 | 1 | 36 | 35 | 1 | 179 | 178 | 1 |
| 42 Rhode Island..... | | | | 2 | 2 | | 3 | 3 | | 38 | 38 | |
| 43 South Carolina..... | | | | | | | | | | 7 | 7 | |
| 44 South Dakota..... | | | | | | | | | | 9 | 8 | 1 |
| 45 Tennessee..... | | | | 1 | 1 | | | | | 3 | 3 | |
| 46 Texas..... | 3 | 2 | 1 | | | | 5 | 5 | | 37 | 37 | |
| 47 Utah..... | | | | 3 | 3 | | 4 | 4 | | 30 | 28 | 2 |
| 48 Vermont..... | | | | 1 | 1 | | 1 | 1 | | 3 | 3 | |
| 49 Virginia..... | | | | 3 | 3 | | 5 | 5 | | 17 | 17 | |
| 50 Washington..... | | | | 51 | 49 | 2 | 60 | 59 | 1 | 261 | 253 | 8 |
| 51 West Virginia..... | | | | | | | 1 | 1 | | 4 | 4 | |
| 52 Wisconsin..... | | | | | | | 1 | 1 | | 15 | 15 | |
| 53 Wyoming..... | | | | 1 | 1 | | 2 | 1 | 1 | 21 | 21 | |

¹Includes persons in the military and naval service of the United States (including civilian employees, etc.) stationed abroad, not credited to any state or territory.

CAN NOT SPEAK ENGLISH.

497

ENGLISH, CLASSIFIED BY SEX AND AGE PERIODS, BY STATES AND TERRITORIES: 1900.

| 35 TO 44 YEARS. | | | 45 TO 54 YEARS. | | | 55 TO 64 YEARS. | | | 65 YEARS AND OVER. | | | AGE UNKNOWN. | | |
|-----------------|--------|----------|-----------------|--------|----------|-----------------|--------|----------|--------------------|--------|----------|--------------|--------|----------|
| Total. | Males. | Females. | Total. | Males. | Females. | Total. | Males. | Females. | Total. | Males. | Females. | Total. | Males. | Females. |
| 15,825 | 14,641 | 684 | 10,560 | 10,153 | 407 | 4,582 | 4,399 | 183 | 826 | 791 | 35 | 495 | 491 | 4 |
| 4 | 4 | | 3 | 3 | | | | | | | | 3 | 3 | |
| 77 | 77 | | 49 | 47 | 2 | 18 | 18 | | 1 | 1 | | 4 | 4 | |
| 5 | 5 | | 4 | 4 | | | | | | | | | | |
| 5,328 | 4,968 | 360 | 4,783 | 4,521 | 262 | 2,291 | 2,201 | 90 | 496 | 475 | 21 | 353 | 353 | |
| 59 | 58 | 1 | 52 | 50 | 2 | 20 | 20 | | 2 | 2 | | 1 | 1 | |
| 47 | 47 | | 19 | 19 | | 4 | 4 | | | | | | | |
| 5 | 5 | | 2 | 2 | | 1 | 1 | | | | | | | |
| 44 | 43 | 1 | 22 | 22 | | 2 | 2 | | 1 | 1 | | | | |
| 11 | 11 | | 6 | 6 | | 1 | 1 | | | | | | | |
| 10 | 10 | | 4 | 4 | | | | | | | | | | |
| 4,020 | 3,766 | 254 | 1,771 | 1,693 | 78 | 979 | 950 | 29 | 149 | 138 | 11 | 85 | 81 | 4 |
| 157 | 153 | 4 | 226 | 216 | 10 | 179 | 175 | 4 | 78 | 76 | 2 | | | |
| 188 | 188 | | 78 | 78 | | 8 | 8 | | | | | 3 | 3 | |
| 26 | 26 | | 7 | 7 | | 1 | 1 | | | | | 3 | 3 | |
| 2 | 2 | | 2 | 2 | | | | | | | | | | |
| 4 | 4 | | 2 | 2 | | 1 | 1 | | | | | | | |
| 1 | 1 | | 1 | 1 | | 1 | | 1 | | | | | | |
| 3 | 3 | | 1 | 1 | | 1 | 1 | | | | | | | |
| 70 | 70 | | 28 | 28 | | 10 | 10 | | 8 | 8 | | | | |
| 5 | 5 | | 4 | 4 | | | | | | | | | | |
| 53 | 53 | | 18 | 18 | | 6 | 6 | | | | | 8 | 8 | |
| 272 | 271 | 1 | 102 | 102 | | 21 | 21 | | 3 | 3 | | 8 | 8 | |
| 28 | 28 | | 12 | 12 | | | | | | | | | | |
| 9 | 9 | | 5 | 5 | | | | | | | | | | |
| 9 | 9 | | 5 | 5 | | 2 | 2 | | | | | | | |
| 69 | 69 | | 32 | 32 | | 7 | 7 | | | | | | | |
| 178 | 174 | 4 | 126 | 118 | 8 | 76 | 76 | | 14 | 14 | | | | |
| 8 | 8 | | 10 | 10 | | 3 | 3 | | | | | | | |
| 66 | 58 | 8 | 70 | 64 | 6 | 39 | 35 | 4 | 15 | 15 | | | | |
| 8 | 8 | | 2 | 2 | | | | | | | | | | |
| 152 | 152 | | 41 | 41 | | 11 | 11 | | 1 | 1 | | 2 | 2 | |
| 22 | 21 | 1 | 21 | 21 | | 10 | 10 | | 1 | 1 | | | | |
| 1,303 | 1,300 | 3 | 620 | 617 | 3 | 116 | 116 | | 13 | 13 | | 8 | 8 | |
| 2 | 2 | | | | | | | | | | | | | |
| 3 | 3 | | | | | | | | | | | | | |
| 35 | 35 | | 11 | 11 | | 1 | 1 | | | | | 3 | 3 | |
| 1 | 1 | | 1 | 1 | | 1 | 1 | | | | | | | |
| 1,796 | 1,764 | 32 | 1,559 | 1,529 | 30 | 438 | 433 | 5 | 29 | 28 | 1 | 3 | 3 | |
| 282 | 282 | | 124 | 124 | | 16 | 16 | | | | | 3 | 3 | |
| 30 | 29 | 1 | 10 | 10 | | | | | | | | | | |
| 4 | 4 | | | | | | | | | | | | | |
| 11 | 9 | 2 | 6 | 5 | 1 | 2 | 2 | | | | | | | |
| | | | | | | 1 | 1 | | | | | | | |
| 93 | 93 | | 80 | 79 | 1 | 19 | 19 | | 1 | 1 | | 2 | 2 | |
| 78 | 72 | 6 | 72 | 70 | 2 | 34 | 34 | | | | | | | |
| 2 | 2 | | 2 | 2 | | | | | | | | | | |
| 19 | 19 | | 8 | 8 | | | | | 1 | 1 | | | | |
| 639 | 634 | 5 | 498 | 496 | 2 | 181 | 181 | | 13 | 13 | | 5 | 5 | |
| 6 | 6 | | | | | | | | | | | | | |
| 22 | 22 | | 8 | 8 | | 1 | 1 | | | | | 1 | 1 | |
| 54 | 53 | 1 | 51 | 51 | | 30 | 30 | | | | | | | |

²No inquiry made in Alaska as to ability to speak English.

STATISTICS OF POPULATION.

TABLE 89.—JAPANESE AND INDIAN PERSONS 10 YEARS OF AGE AND OVER WHO CAN NOT

| STATES AND TERRITORIES. | 10 TO 14 YEARS. | | | 15 TO 20 YEARS. | | | 21 TO 24 YEARS. | | | 25 TO 34 YEARS. | | |
|--|-----------------|--------|----------|-----------------|--------|----------|-----------------|--------|----------|-----------------|--------|----------|
| | Total. | Males. | Females. | Total. | Males. | Females. | Total. | Males. | Females. | Total. | Males. | Females. |
| JAPANESE. | | | | | | | | | | | | |
| 1 The United States ¹ | 197 | 158 | 39 | 7,273 | 6,330 | 943 | 13,474 | 11,078 | 2,396 | 29,305 | 24,090 | 5,215 |
| 2 Arizona..... | | | | 45 | 45 | | 50 | 48 | 2 | 74 | 72 | 2 |
| 3 California..... | 34 | 34 | | 1,432 | 1,401 | 31 | 898 | 838 | 60 | 1,411 | 1,329 | 82 |
| 4 Colorado..... | | | | 8 | 7 | 1 | 6 | 6 | | 3 | 2 | 1 |
| 5 Connecticut..... | | | | | | | 1 | 1 | | | | |
| 6 Hawaii..... | 101 | 62 | 39 | 3,440 | 2,562 | 878 | 10,326 | 8,063 | 2,263 | 24,116 | 19,051 | 5,065 |
| 7 Idaho..... | | | | 306 | 306 | | 203 | 201 | 2 | 281 | 277 | 4 |
| 8 Illinois..... | | | | 1 | 1 | | | | | 3 | 3 | |
| 9 Louisiana..... | | | | | | | | | | | | |
| 10 Massachusetts..... | | | | 1 | 1 | | | | | 1 | 1 | |
| 11 Minnesota..... | | | | 5 | 5 | | 4 | 3 | 1 | 14 | 14 | |
| 12 Montana..... | 10 | 10 | | 471 | 470 | 1 | 424 | 423 | 1 | 614 | 613 | 1 |
| 13 Nevada..... | | | | 43 | 43 | | 46 | 46 | | 58 | 58 | |
| 14 New Jersey..... | | | | | | | 1 | 1 | | | | |
| 15 New Mexico..... | | | | 1 | 1 | | | | | 1 | 1 | |
| 16 New York..... | | | | 3 | 3 | | 5 | 4 | 1 | 10 | 10 | |
| 17 North Dakota..... | | | | 18 | 18 | | 27 | 27 | | 39 | 39 | |
| 18 Ohio..... | 2 | 2 | | 1 | 1 | | | | | 1 | 1 | |
| 19 Oregon..... | 6 | 6 | | 391 | 377 | 14 | 444 | 417 | 27 | 743 | 723 | 20 |
| 20 Texas..... | | | | 1 | 1 | | | | | | | |
| 21 Utah..... | 1 | 1 | | 107 | 105 | 2 | 67 | 66 | 1 | 125 | 123 | 2 |
| 22 Virginia..... | | | | | | | | | | 1 | 1 | |
| 23 Washington..... | 36 | 36 | | 914 | 899 | 15 | 897 | 859 | 38 | 1,696 | 1,658 | 38 |
| 24 Wyoming..... | 7 | 7 | | 83 | 83 | | 67 | 67 | | 100 | 100 | |
| INDIAN. | | | | | | | | | | | | |
| 25 The United States..... | 6,204 | 3,218 | 2,986 | 7,568 | 3,465 | 4,103 | 4,478 | 1,988 | 2,490 | 13,279 | 5,718 | 7,561 |
| 26 Alabama..... | 2 | 1 | 1 | | | | | | | | | |
| 27 Arizona..... | 1,892 | 1,005 | 887 | 2,096 | 989 | 1,107 | 972 | 439 | 533 | 3,055 | 1,419 | 1,636 |
| 28 Arkansas..... | | | | 1 | 1 | | | | | 2 | 2 | |
| 29 California..... | 124 | 62 | 62 | 180 | 65 | 115 | 109 | 40 | 69 | 374 | 125 | 249 |
| 30 Colorado..... | 97 | 53 | 44 | 104 | 45 | 59 | 77 | 26 | 51 | 156 | 86 | 70 |
| 31 Connecticut..... | | | | | | | | | | 1 | 1 | |
| 32 District of Columbia..... | | | | | | | | | | 1 | 1 | |
| 33 Georgia..... | | | | | | | | | | | | |
| 34 Idaho..... | 98 | 51 | 47 | 130 | 46 | 84 | 71 | 28 | 43 | 310 | 124 | 186 |
| 35 Indiana..... | | | | | | | | | | | | |
| 36 Indian Territory..... | 1,005 | 484 | 521 | 1,237 | 606 | 631 | 695 | 345 | 350 | 1,372 | 618 | 754 |
| 37 Iowa..... | 29 | 21 | 8 | 23 | 8 | 15 | 9 | 5 | 4 | 36 | 8 | 28 |
| 38 Kansas..... | 8 | 5 | 3 | 8 | 7 | 1 | 9 | 7 | 2 | 22 | 13 | 9 |
| 39 Louisiana..... | 31 | 18 | 13 | 33 | 15 | 18 | 15 | 6 | 9 | 33 | 14 | 19 |
| 40 Maine..... | 1 | 1 | | | | | 1 | | | 7 | | 7 |
| 41 Massachusetts..... | 1 | 1 | | | | | | | | | | |
| 42 Michigan..... | 84 | 46 | 38 | 75 | 29 | 46 | 42 | 15 | 27 | 162 | 40 | 122 |
| 43 Minnesota..... | 369 | 200 | 169 | 349 | 160 | 189 | 185 | 67 | 118 | 623 | 219 | 404 |
| 44 Mississippi..... | 76 | 41 | 35 | 49 | 11 | 38 | 13 | 3 | 15 | 27 | 5 | 22 |
| 45 Missouri..... | | | | 2 | 2 | | | | | | | |
| 46 Montana..... | 259 | 136 | 123 | 385 | 178 | 207 | 291 | 137 | 154 | 956 | 456 | 500 |
| 47 Nebraska..... | 43 | 24 | 19 | 29 | 12 | 17 | 30 | 5 | 25 | 86 | 29 | 57 |
| 48 Nevada..... | 73 | 38 | 35 | 62 | 23 | 39 | 29 | 10 | 19 | 126 | 43 | 83 |
| 49 New Hampshire..... | | | | | | | | | | 1 | | 1 |
| 50 New Mexico..... | 862 | 445 | 417 | 1,181 | 570 | 611 | 570 | 280 | 290 | 1,749 | 871 | 878 |
| 51 New York..... | 42 | 17 | 25 | 54 | 13 | 36 | 43 | 15 | 28 | 55 | 14 | 41 |
| 52 North Carolina..... | 40 | 34 | 6 | 46 | 33 | 13 | 52 | 15 | 37 | 154 | 38 | 116 |
| 53 North Dakota..... | 161 | 83 | 78 | 165 | 86 | 79 | 134 | 62 | 72 | 427 | 197 | 230 |
| 54 Ohio..... | | | | | | | | | | 1 | 1 | |
| 55 Oklahoma..... | 119 | 54 | 65 | 220 | 89 | 131 | 195 | 74 | 121 | 728 | 258 | 470 |
| 56 Oregon..... | 24 | 12 | 12 | 48 | 22 | 26 | 35 | 11 | 24 | 153 | 52 | 101 |
| 57 South Dakota..... | 272 | 127 | 145 | 351 | 154 | 197 | 438 | 179 | 259 | 1,335 | 572 | 813 |
| 58 Tennessee..... | | | | | | | | | | | | |
| 59 Texas..... | 16 | 5 | 11 | 30 | 11 | 19 | 20 | 10 | 10 | 13 | 4 | 9 |
| 60 Utah..... | 131 | 72 | 59 | 236 | 112 | 124 | 113 | 60 | 53 | 268 | 146 | 122 |
| 61 Washington..... | 164 | 81 | 83 | 177 | 85 | 92 | 136 | 56 | 80 | 451 | 155 | 296 |
| 62 Wisconsin..... | 151 | 86 | 65 | 171 | 59 | 112 | 118 | 53 | 65 | 370 | 129 | 241 |
| 63 Wyoming..... | 30 | 15 | 15 | 76 | 29 | 47 | 71 | 40 | 31 | 175 | 78 | 97 |

¹ Includes persons in the military and naval service of the United States (including civilian employees, etc.) stationed abroad; not credited to any state or territory.

CAN NOT SPEAK ENGLISH.

SPEAK ENGLISH, CLASSIFIED BY SEX AND AGE PERIODS, BY STATES AND TERRITORIES: 1900.

| 35 TO 44 YEARS. | | | 45 TO 54 YEARS. | | | 55 TO 64 YEARS. | | | 65 YEARS AND OVER. | | | AGE UNKNOWN. | | |
|-----------------|--------|----------|-----------------|--------|----------|-----------------|--------|----------|--------------------|--------|----------|--------------|--------|----------|
| Total. | Males. | Females. | Total. | Males. | Females. | Total. | Males. | Females. | Total. | Males. | Females. | Total. | Males. | Females. |
| 10,025 | 8,786 | 1,239 | 1,386 | 1,296 | 90 | 138 | 129 | 9 | 17 | 14 | 3 | 803 | 789 | 14 |
| 12 | 12 | | 5 | 5 | | | | | | | | 1 | 1 | |
| 575 | 554 | 21 | 120 | 117 | 3 | 29 | 28 | 1 | 4 | 2 | 2 | 73 | 68 | 5 |
| | | | 1 | 1 | | | | | | | | | | |
| 8,517 | 7,807 | 1,210 | 1,086 | 1,001 | 85 | 92 | 85 | 7 | 7 | 6 | 1 | 61 | 56 | 5 |
| 94 | 94 | | 23 | 23 | | 3 | 3 | | | | | 41 | 41 | |
| 2 | 2 | | | | | | | | | | | | | |
| 8 | 8 | | 2 | 2 | | 1 | 1 | | | | | | | |
| 190 | 190 | | 36 | 36 | | | | | | | | 128 | 128 | |
| 20 | 20 | | 3 | 3 | | | | | | | | | | |
| 1 | 1 | | | | | | | | | | | | | |
| 3 | 3 | | | | | | | | | | | | | |
| 18 | 18 | | 2 | 2 | | | | | | | | 23 | 23 | |
| 1 | 1 | | | | | | | | | | | | | |
| 142 | 141 | 1 | 30 | 29 | 1 | 2 | 1 | 1 | | | | 45 | 45 | |
| | | | | | | | | | | | | | | |
| 43 | 43 | | 15 | 15 | | | | | 1 | 1 | | 1 | 1 | |
| 374 | 367 | 7 | 59 | 58 | 1 | 11 | 11 | | 5 | 5 | | 412 | 408 | 4 |
| 27 | 27 | | 2 | 2 | | | | | | | | 18 | 18 | |
| 12,843 | 5,554 | 7,289 | 11,242 | 5,067 | 6,175 | 7,560 | 3,340 | 4,220 | 7,982 | 3,344 | 4,638 | 1,427 | 615 | 812 |
| | | | 1 | | 1 | | | | 1 | 1 | | | | |
| 2,515 | 1,230 | 1,285 | 1,937 | 947 | 990 | 1,232 | 600 | 632 | 1,141 | 584 | 557 | 236 | 162 | 74 |
| 1 | 1 | | | | | | | | | | | | | |
| 386 | 165 | 221 | 309 | 119 | 190 | 310 | 110 | 200 | 731 | 338 | 393 | 360 | 107 | 253 |
| 86 | 36 | 50 | 93 | 33 | 60 | 74 | 48 | 26 | 34 | 14 | 20 | 1 | | 1 |
| | | | | | | | | | 4 | 2 | 2 | | | |
| 2 | 1 | 1 | 1 | | 1 | | | | | | | | | |
| 1 | | 1 | | | | | | | | | | | | |
| 397 | 156 | 241 | 311 | 123 | 188 | 260 | 120 | 140 | 311 | 129 | 182 | 168 | 55 | 113 |
| | | | | | | 1 | | 1 | | | | | | |
| 1,169 | 468 | 701 | 1,070 | 511 | 559 | 450 | 183 | 267 | 325 | 128 | 197 | 180 | 70 | 110 |
| 20 | 6 | 14 | 19 | 6 | 13 | 22 | 7 | 15 | 16 | 6 | 10 | | | |
| 16 | 6 | 10 | 13 | 5 | 8 | 23 | 10 | 13 | 12 | 2 | 10 | 1 | | 1 |
| 30 | 17 | 13 | 17 | 14 | 3 | 2 | | 2 | 6 | 2 | 4 | | | |
| 2 | 1 | 1 | 7 | 1 | 6 | 4 | | 4 | 6 | | 6 | | | |
| | | | | | | | | | 1 | 1 | | | | |
| 180 | 35 | 145 | 166 | 42 | 124 | 134 | 37 | 97 | 231 | 77 | 154 | 17 | 7 | 10 |
| 560 | 195 | 365 | 480 | 205 | 275 | 384 | 163 | 221 | 420 | 158 | 262 | 7 | 2 | 5 |
| 20 | 4 | 16 | 15 | | 15 | 12 | 1 | 11 | 6 | | 6 | | | |
| | | | | | | | | | | | | | | |
| 1,051 | 494 | 557 | 948 | 419 | 529 | 592 | 256 | 336 | 512 | 155 | 357 | 4 | 3 | 1 |
| 94 | 27 | 67 | 115 | 40 | 75 | 94 | 34 | 60 | 140 | 61 | 79 | 3 | | 3 |
| 119 | 34 | 85 | 125 | 41 | 84 | 138 | 61 | 77 | 179 | 30 | 99 | 63 | 38 | 25 |
| | | | 1 | | 1 | | | | | | | | | |
| 1,225 | 603 | 622 | 1,014 | 513 | 501 | 589 | 290 | 299 | 632 | 317 | 315 | 1 | | 1 |
| 63 | 14 | 49 | 54 | 15 | 39 | 52 | 16 | 36 | 67 | 11 | 56 | 1 | | 1 |
| 92 | 36 | 56 | 97 | 48 | 49 | 50 | 29 | 21 | 48 | 22 | 26 | 5 | 1 | 4 |
| 602 | 263 | 339 | 513 | 243 | 270 | 271 | 154 | 117 | 377 | 136 | 241 | 15 | 5 | 10 |
| | | | | | | 1 | | 1 | 1 | | 1 | | | |
| 967 | 416 | 551 | 778 | 373 | 400 | 428 | 189 | 239 | 320 | 128 | 192 | 101 | 43 | 58 |
| 206 | 78 | 128 | 193 | 65 | 128 | 194 | 80 | 114 | 356 | 122 | 234 | 5 | 4 | 1 |
| 1,662 | 726 | 936 | 1,675 | 766 | 909 | 1,223 | 517 | 706 | 1,085 | 401 | 684 | 5 | 3 | 2 |
| 1 | 1 | | | | | | | | | | | | | |
| 20 | 8 | 12 | 18 | 10 | 8 | 14 | 3 | 11 | 11 | 4 | 7 | | | |
| 254 | 117 | 137 | 202 | 104 | 98 | 138 | 66 | 72 | 113 | 58 | 55 | 38 | 20 | 18 |
| 594 | 223 | 371 | 531 | 219 | 312 | 497 | 212 | 285 | 534 | 249 | 285 | 202 | 90 | 112 |
| 351 | 119 | 232 | 355 | 131 | 224 | 277 | 114 | 163 | 307 | 135 | 172 | 14 | 5 | 9 |
| 157 | 74 | 83 | 129 | 64 | 65 | 94 | 40 | 54 | 55 | 23 | 32 | | | 63 |

STATISTICS OF POPULATION.

TABLE 90.—WHITE AND COLORED PERSONS 10 YEARS OF AGE AND OVER WHO CAN NOT SPEAK ENGLISH, CLASSIFIED BY SEX, GENERAL NATIVITY, AND COLOR, FOR CITIES HAVING 25,000 INHABITANTS OR MORE: 1900.

[This presentation is limited to white persons of foreign birth or parentage, and to Chinese, Japanese, and Indians.]

| CITIES. | AGGREGATE. | | | NATIVE WHITE—FOREIGN PARENTS. | | | FOREIGN WHITE. | | | CHINESE, JAPANESE, AND INDIAN. | | |
|----------------------|------------|--------|----------|-------------------------------|--------|----------|----------------|--------|----------|--------------------------------|--------|----------|
| | Total. | Males. | Females. | Total. | Males. | Females. | Total. | Males. | Females. | Total. | Males. | Females. |
| Akron, Ohio | 544 | 212 | 332 | 5 | 5 | 5 | 539 | 212 | 327 | | | |
| Albany, N. Y. | 482 | 215 | 267 | 5 | 4 | 1 | 477 | 211 | 266 | | | |
| Allegheny, Pa. | 4,532 | 2,858 | 1,674 | 47 | 22 | 25 | 4,485 | 2,832 | 1,649 | 4 | 4 | |
| Allentown, Pa. | 733 | 372 | 361 | 2 | 2 | 5 | 725 | 369 | 356 | 1 | 1 | |
| Altoona, Pa. | 311 | 161 | 150 | 7 | 1 | 1 | 309 | 160 | 149 | | | |
| Atlanta, Ga. | 30 | 13 | 17 | 1 | 1 | | 24 | 8 | 16 | 5 | 4 | 1 |
| Atlantic City, N. J. | 210 | 121 | 89 | 4 | 1 | 3 | 195 | 109 | 86 | 11 | 11 | |
| Auburn, N. Y. | 183 | 95 | 88 | 1 | | 1 | 182 | 95 | 87 | | | |
| Augusta, Ga. | 10 | 5 | 5 | | | | 9 | 5 | 4 | | | 1 |
| Baltimore, Md. | 5,848 | 2,436 | 3,412 | 122 | 55 | 67 | 5,605 | 2,268 | 3,342 | 121 | 118 | 3 |
| Bay City, Mich. | 836 | 283 | 553 | 10 | 5 | 5 | 826 | 278 | 548 | | | |
| Bayonne, N. J. | 1,697 | 865 | 832 | 3 | 1 | 2 | 1,682 | 852 | 830 | 12 | 12 | |
| Binghamton, N. Y. | 352 | 188 | 164 | 4 | 3 | 1 | 348 | 185 | 163 | | | |
| Birmingham, Ala. | 73 | 39 | 34 | | | | 68 | 34 | 34 | 5 | 5 | |
| Boston, Mass. | 9,355 | 4,357 | 4,998 | 26 | 12 | 14 | 8,994 | 4,017 | 4,977 | 335 | 328 | 7 |
| Bridgeport, Conn. | 2,961 | 1,538 | 1,423 | 10 | 1 | 9 | 2,934 | 1,520 | 1,414 | 17 | 17 | |
| Brockton, Mass. | 499 | 273 | 226 | 4 | 2 | 2 | 480 | 256 | 224 | 15 | 15 | |
| Buffalo, N. Y. | 17,226 | 6,584 | 10,642 | 796 | 293 | 503 | 16,414 | 6,275 | 10,139 | 16 | 16 | |
| Butte, Mont. | 368 | 266 | 102 | 3 | 2 | 1 | 261 | 183 | 98 | 84 | 81 | 3 |
| Cambridge, Mass. | 871 | 338 | 533 | 12 | 5 | 7 | 828 | 302 | 526 | 31 | 31 | |
| Camden, N. J. | 560 | 261 | 299 | 2 | 1 | 1 | 585 | 237 | 298 | 23 | 23 | |
| Canton, Ohio | 308 | 122 | 186 | 6 | 3 | 3 | 302 | 119 | 183 | | | |
| Cedar Rapids, Iowa | 615 | 193 | 422 | 6 | 3 | 3 | 609 | 190 | 419 | | | |
| Charleston, S. C. | 25 | 10 | 15 | 1 | | 1 | 20 | 6 | 14 | 4 | 4 | |
| Chattanooga, Tenn. | 8 | 2 | 6 | | | | 8 | 2 | 6 | | | |
| Chelsea, Mass. | 484 | 203 | 281 | 4 | 3 | 1 | 417 | 187 | 230 | 13 | 13 | |
| Chester, Pa. | 292 | 211 | 81 | 3 | 2 | 1 | 282 | 202 | 80 | 7 | 7 | |
| Chicago, Ill. | 70,570 | 29,360 | 41,210 | 433 | 155 | 278 | 69,771 | 28,840 | 40,931 | 366 | 365 | 1 |
| Cincinnati, Ohio | 4,649 | 1,517 | 3,132 | 87 | 25 | 62 | 4,662 | 1,492 | 3,070 | | | |
| Cleveland, Ohio | 22,535 | 10,346 | 12,189 | 84 | 29 | 55 | 22,417 | 10,284 | 12,133 | 34 | 33 | 1 |
| Columbus, Ohio | 745 | 282 | 463 | 62 | 36 | 26 | 677 | 242 | 435 | 6 | 4 | 2 |
| Council Bluffs, Iowa | 145 | 58 | 87 | 3 | 1 | 1 | 139 | 53 | 86 | 2 | 2 | |
| Covington, Ky. | 191 | 72 | 119 | 6 | 2 | 4 | 181 | 66 | 115 | 4 | 4 | |
| Dallas, Tex. | 98 | 48 | 50 | 3 | 1 | 2 | 88 | 40 | 48 | 7 | 7 | |
| Davenport, Iowa | 918 | 277 | 641 | 10 | 3 | 7 | 907 | 273 | 634 | 1 | 1 | |
| Dayton, Ohio | 667 | 279 | 388 | 15 | 5 | 10 | 641 | 263 | 378 | 11 | 11 | |
| Denver, Colo. | 808 | 331 | 477 | 11 | 6 | 5 | 722 | 252 | 470 | 75 | 73 | 2 |
| Des Moines, Iowa | 163 | 61 | 102 | 4 | 3 | 1 | 159 | 58 | 101 | | | |
| Detroit, Mich. | 9,663 | 3,430 | 6,233 | 100 | 34 | 66 | 9,563 | 3,396 | 6,167 | | | |
| Dubuque, Iowa | 523 | 183 | 340 | 14 | 7 | 7 | 509 | 176 | 333 | | | |
| Duluth, Minn. | 1,220 | 443 | 777 | 19 | 11 | 8 | 1,192 | 428 | 764 | 9 | 4 | 5 |
| Easton, Pa. | 90 | 56 | 34 | 1 | | 1 | 86 | 53 | 33 | 3 | 3 | |
| East St. Louis, Ill. | 382 | 252 | 130 | 5 | 1 | 4 | 372 | 246 | 126 | 5 | 5 | |
| Elizabeth, N. J. | 1,390 | 869 | 521 | 5 | 1 | 4 | 1,373 | 856 | 517 | 12 | 12 | |
| Elmira, N. Y. | 283 | 129 | 154 | 2 | 2 | | 280 | 126 | 154 | 1 | 1 | |
| Erie, Pa. | 1,518 | 752 | 766 | 15 | 6 | 9 | 1,501 | 744 | 757 | 2 | 2 | |
| Evansville, Ind. | 214 | 52 | 162 | 13 | 2 | 11 | 201 | 50 | 151 | | | |
| Fall River, Mass. | 10,164 | 3,724 | 6,440 | 219 | 73 | 146 | 9,932 | 3,638 | 6,294 | 13 | 13 | |
| Fitchburg, Mass. | 1,589 | 491 | 1,098 | 23 | 4 | 19 | 1,556 | 477 | 1,079 | 10 | 10 | |
| Fort Wayne, Ind. | 488 | 163 | 325 | 12 | 4 | 8 | 471 | 164 | 317 | 5 | 5 | |
| Fort Worth, Tex. | 45 | 14 | 31 | 4 | 2 | 2 | 37 | 8 | 29 | 4 | 4 | |
| Galveston, Tex. | 164 | 69 | 95 | 9 | 3 | 6 | 143 | 59 | 84 | 7 | 7 | |
| Gloucester, Mass. | 744 | 420 | 324 | 7 | 6 | 1 | 722 | 399 | 323 | 15 | 15 | |
| Grand Rapids, Mich. | 2,442 | 823 | 1,619 | 22 | 9 | 13 | 2,415 | 814 | 1,601 | 5 | 5 | |
| Harrisburg, Pa. | 104 | 61 | 43 | 2 | 1 | 1 | 98 | 56 | 42 | 4 | 4 | |
| Hartford, Conn. | 1,852 | 908 | 944 | 6 | 3 | 3 | 1,825 | 884 | 941 | 21 | 21 | |
| Haverhill, Mass. | 767 | 263 | 504 | 9 | 3 | 6 | 747 | 249 | 498 | 11 | 11 | |
| Hoboken, N. J. | 1,241 | 562 | 679 | 15 | 5 | 8 | 1,206 | 585 | 621 | 22 | 22 | |
| Holyoke, Mass. | 2,693 | 896 | 1,797 | 61 | 15 | 46 | 2,627 | 876 | 1,751 | 5 | 5 | |
| Honolulu, Hawaii | 3,170 | 5,704 | 2,466 | 71 | 22 | 49 | 1,139 | 510 | 629 | 6,960 | 5,172 | 1,788 |
| Houston, Tex. | 130 | 50 | 80 | 6 | 1 | 5 | 122 | 47 | 75 | 2 | 2 | |
| Indianapolis, Ind. | 799 | 381 | 418 | 24 | 8 | 16 | 765 | 363 | 402 | 10 | 10 | |
| Jackson, Mich. | 103 | 37 | 66 | 2 | | | 101 | 37 | 64 | | | |
| Jacksonville, Fla. | 37 | 29 | 8 | 1 | | | 30 | 22 | 8 | 6 | 6 | |
| Jersey City, N. J. | 3,943 | 2,021 | 1,922 | 48 | 23 | 25 | 3,835 | 1,933 | 1,902 | 65 | 65 | |
| Johnstown, Pa. | 2,713 | 2,071 | 642 | 12 | 8 | 4 | 2,698 | 2,060 | 638 | 3 | 3 | |
| Joliet, Ill. | 1,121 | 732 | 389 | 3 | 1 | 2 | 1,111 | 724 | 387 | 7 | 7 | |
| Joplin, Mo. | 16 | 8 | 8 | 1 | 1 | | 15 | 7 | 8 | | | |
| Kansas City, Kans. | 406 | 224 | 182 | 2 | | 2 | 403 | 223 | 180 | 1 | 1 | |
| Kansas City, Mo. | 747 | 315 | 432 | 13 | 4 | 9 | 717 | 294 | 423 | 17 | 17 | |
| Knoxville, Tenn. | 12 | 2 | 10 | 1 | | 1 | 11 | 2 | 9 | | | |
| La Crosse, Wis. | 755 | 250 | 505 | 17 | 6 | 11 | 738 | 244 | 494 | | | |
| Lancaster, Pa. | 323 | 133 | 190 | 6 | 2 | 4 | 312 | 126 | 186 | 5 | 5 | |
| Lawrence, Mass. | 4,508 | 1,977 | 2,531 | 48 | 14 | 34 | 4,442 | 1,945 | 2,497 | 18 | 18 | |
| Lexington, Ky. | 24 | 10 | 14 | | | | 23 | 9 | 14 | 1 | 1 | |
| Lincoln, Nebr. | 408 | 139 | 269 | 4 | 1 | 3 | 398 | 132 | 266 | 6 | 6 | |
| Little Rock, Ark. | 46 | 18 | 28 | 4 | 2 | 2 | 39 | 13 | 26 | 3 | 3 | |
| Los Angeles, Cal. | 1,769 | 1,206 | 563 | 71 | 22 | 49 | 809 | 359 | 450 | 389 | 825 | 64 |
| Louisville, Ky. | 751 | 254 | 497 | 17 | 8 | 9 | 734 | 246 | 488 | | | |
| Lowell, Mass. | 6,975 | 3,115 | 3,860 | 103 | 31 | 72 | 6,850 | 3,062 | 3,788 | 22 | 22 | |
| Lynn, Mass. | 473 | 252 | 221 | 3 | 2 | 1 | 449 | 229 | 220 | 21 | 21 | |
| McKeesport, Pa. | 1,852 | 1,228 | 624 | 8 | 3 | 5 | 1,844 | 1,225 | 619 | | | |
| Malden, Mass. | 121 | 54 | 67 | | | | 118 | 51 | 67 | | | |
| Manchester, N. H. | 5,871 | 1,980 | 3,891 | 157 | 40 | 117 | 5,706 | 1,932 | 3,774 | 8 | 8 | |
| Memphis, Tenn. | 275 | 162 | 113 | 1 | | 1 | 272 | 160 | 112 | 2 | 2 | |

CAN NOT SPEAK ENGLISH.

TABLE 90.—WHITE AND COLORED PERSONS 10 YEARS OF AGE AND OVER WHO CAN NOT SPEAK ENGLISH, CLASSIFIED BY SEX, GENERAL NATIVITY, AND COLOR, FOR CITIES HAVING 25,000 INHABITANTS OR MORE: 1900—Continued.

| CITIES. | AGGREGATE. | | | NATIVE WHITE—FOREIGN PARENTS. | | | FOREIGN WHITE. | | | CHINESE, JAPANESE, AND INDIAN. | | |
|-----------------------------------|------------|--------|----------|-------------------------------|--------|----------|----------------|--------|----------|--------------------------------|--------|----------|
| | Total. | Males. | Females. | Total. | Males. | Females. | Total. | Males. | Females. | Total. | Males. | Females. |
| Milwaukee, Wis..... | 24,610 | 8,987 | 15,623 | 355 | 82 | 273 | 24,251 | 8,901 | 15,350 | 4 | 4 | |
| Minneapolis, Minn..... | 3,249 | 1,181 | 2,068 | 38 | 14 | 24 | 3,205 | 1,168 | 2,042 | 6 | 4 | |
| Mobile, Ala..... | 17 | 5 | 12 | 5 | 2 | 3 | 12 | 3 | 9 | | | |
| Montgomery, Ala..... | 13 | 9 | 4 | 1 | | 1 | 5 | | | | | |
| Nashville, Tenn..... | 50 | 18 | 32 | 1 | | 1 | 48 | 17 | 31 | 1 | 1 | |
| Newark, N. J..... | 9,789 | 4,297 | 5,492 | 106 | 48 | 68 | 9,616 | 4,187 | 5,429 | 67 | 67 | |
| New Bedford, Mass..... | 4,152 | 1,849 | 2,803 | 77 | 13 | 64 | 4,068 | 1,829 | 2,789 | 7 | 7 | |
| New Britain, Conn..... | 1,345 | 721 | 624 | 3 | 3 | | 1,337 | 713 | 624 | 5 | 5 | |
| Newcastle, Pa..... | 901 | 660 | 241 | 5 | 4 | | 896 | 656 | 240 | | | |
| New Haven, Conn..... | 3,009 | 1,364 | 1,645 | 23 | 14 | 9 | 2,961 | 1,325 | 1,636 | 25 | 25 | |
| New Orleans, La..... | 2,209 | 966 | 1,243 | 134 | 34 | 100 | 1,945 | 802 | 1,143 | 130 | 130 | |
| Newport, Ky..... | 131 | 37 | 94 | 8 | 4 | 4 | 123 | 33 | 90 | | | |
| Newton, Mass..... | 420 | 251 | 169 | 3 | 2 | 1 | 412 | 244 | 168 | 5 | 5 | |
| New York, N. Y..... | 173,073 | 74,695 | 98,378 | 881 | 387 | 494 | 168,974 | 71,129 | 97,845 | 3,218 | 3,179 | 39 |
| Manhattan and Bronx boroughs..... | 132,244 | 56,867 | 75,377 | 630 | 287 | 343 | 128,939 | 53,941 | 74,998 | 2,675 | 2,639 | 36 |
| Brooklyn borough..... | 34,519 | 14,453 | 20,066 | 204 | 83 | 121 | 33,865 | 13,923 | 19,942 | 450 | 447 | 3 |
| Queens borough..... | 5,094 | 2,688 | 2,406 | 39 | 14 | 25 | 4,986 | 2,605 | 2,381 | 69 | 69 | |
| Richmond borough..... | 1,216 | 687 | 529 | 8 | 3 | 5 | 1,184 | 660 | 524 | 24 | 24 | |
| Norfolk, Va..... | 77 | 46 | 31 | | | | 63 | 32 | 31 | 14 | 14 | |
| Oakland, Cal..... | 849 | 475 | 374 | 11 | 6 | 5 | 560 | 204 | 356 | 278 | 265 | 13 |
| Omaha, Nebr..... | 1,406 | 594 | 902 | 9 | 4 | 5 | 1,471 | 574 | 897 | 16 | 16 | |
| Oshkosh, Wis..... | 322 | 297 | 525 | 11 | 6 | 5 | 807 | 287 | 520 | 4 | 4 | |
| Passaic, N. J..... | 4,505 | 1,384 | 3,121 | 13 | 5 | 8 | 4,485 | 1,372 | 3,113 | 7 | 7 | |
| Paterson, N. J..... | 3,209 | 1,504 | 1,705 | 17 | 9 | 8 | 3,148 | 1,451 | 1,697 | 44 | 44 | |
| Pawtucket, R. I..... | 546 | 174 | 372 | 6 | 2 | 4 | 535 | 167 | 368 | 5 | 5 | |
| Peoria, Ill..... | 361 | 168 | 193 | 5 | 3 | 2 | 349 | 158 | 191 | 7 | 7 | |
| Philadelphia, Pa..... | 21,090 | 10,324 | 10,766 | 169 | 73 | 96 | 20,468 | 9,798 | 10,670 | 453 | 453 | |
| Pittsburg, Pa..... | 12,783 | 7,878 | 4,905 | 97 | 45 | 52 | 12,659 | 7,807 | 4,852 | 27 | 26 | 1 |
| Portland, Me..... | 190 | 85 | 105 | 2 | | 2 | 184 | 81 | 103 | 4 | 4 | |
| Portland, Oreg..... | 4,885 | 4,374 | 511 | 5 | 4 | 1 | 587 | 239 | 348 | 4,293 | 4,131 | 162 |
| Providence, R. I..... | 5,168 | 2,536 | 2,632 | 23 | 10 | 13 | 5,100 | 2,482 | 2,618 | 45 | 44 | 1 |
| Fueblo, Colo..... | 1,120 | 775 | 345 | 4 | | 4 | 1,107 | 768 | 339 | 9 | 7 | 2 |
| Quincy, Ill..... | 351 | 117 | 234 | 12 | 7 | 5 | 338 | 109 | 229 | 1 | 1 | |
| Racine, Wis..... | 361 | 298 | 563 | 2 | | 2 | 358 | 297 | 561 | 1 | 1 | |
| Reading, Pa..... | 1,121 | 648 | 473 | 15 | 6 | 9 | 1,103 | 639 | 464 | 3 | 3 | |
| Richmond, Va..... | 60 | 31 | 29 | 1 | 1 | | 53 | 24 | 29 | 6 | 6 | |
| Rochester, N. Y..... | 1,914 | 670 | 1,244 | 27 | 13 | 14 | 1,886 | 656 | 1,230 | 1 | 1 | |
| Rockford, Ill..... | 1,111 | 369 | 742 | 3 | 1 | 2 | 1,108 | 368 | 740 | | | |
| Sacramento, Cal..... | 708 | 612 | 96 | 3 | 3 | | 168 | 106 | 62 | 537 | 503 | 34 |
| Saginaw, Mich..... | 576 | 154 | 422 | 9 | 6 | 3 | 567 | 148 | 419 | | | |
| St. Joseph, Mo..... | 258 | 100 | 158 | 8 | 6 | 2 | 250 | 94 | 156 | | | |
| St. Louis, Mo..... | 9,210 | 3,604 | 5,606 | 204 | 63 | 141 | 8,875 | 3,410 | 5,465 | 131 | 131 | |
| St. Paul, Minn..... | 3,046 | 1,044 | 2,002 | 40 | 20 | 20 | 3,001 | 1,020 | 1,981 | 5 | 4 | 1 |
| Salem, Mass..... | 1,966 | 755 | 1,211 | 29 | 15 | 14 | 1,927 | 730 | 1,197 | 10 | 10 | |
| Salt Lake City, Utah..... | 392 | 194 | 198 | 6 | 5 | 1 | 278 | 93 | 185 | 108 | 96 | 12 |
| San Antonio, Tex..... | 2,631 | 1,006 | 1,625 | 507 | 163 | 344 | 2,108 | 827 | 1,281 | 16 | 16 | |
| San Francisco, Cal..... | 11,430 | 7,546 | 3,884 | 73 | 31 | 42 | 4,251 | 1,873 | 2,378 | 7,106 | 5,642 | 1,464 |
| Savannah, Ga..... | 54 | 29 | 25 | 1 | | | 52 | 27 | 25 | 1 | 1 | |
| Schenectady, N. Y..... | 944 | 537 | 407 | 5 | 2 | 3 | 933 | 530 | 403 | 6 | 5 | 1 |
| Scranton, Pa..... | 2,948 | 1,623 | 1,325 | 35 | 14 | 21 | 2,910 | 1,607 | 1,303 | 3 | 2 | 1 |
| Seattle, Wash..... | 2,872 | 2,703 | 169 | 5 | 1 | 4 | 355 | 219 | 136 | 2,512 | 2,483 | 29 |
| Sioux City, Iowa..... | 230 | 62 | 168 | 3 | 2 | 1 | 227 | 60 | 167 | | | |
| Somerville, Mass..... | 327 | 147 | 180 | 4 | 2 | 2 | 305 | 127 | 178 | 18 | 18 | |
| South Bend, Ind..... | 1,902 | 879 | 1,023 | 21 | 6 | 15 | 1,874 | 866 | 1,008 | 7 | 7 | |
| South Omaha, Nebr..... | 559 | 255 | 304 | 6 | 3 | 3 | 550 | 249 | 301 | 3 | 3 | |
| Spokane, Wash..... | 320 | 197 | 123 | 1 | 1 | | 169 | 66 | 103 | 150 | 130 | 20 |
| Springfield, Ill..... | 133 | 85 | 98 | 2 | 1 | 1 | 130 | 83 | 97 | 1 | 1 | |
| Springfield, Mass..... | 805 | 372 | 433 | 20 | 13 | 7 | 777 | 351 | 426 | 8 | 8 | |
| Springfield, Ohio..... | 119 | 44 | 75 | 1 | | 1 | 118 | 44 | 74 | | | |
| Superior, Wis..... | 430 | 203 | 227 | 4 | 2 | 2 | 423 | 198 | 225 | 3 | 3 | |
| Syracuse, N. Y..... | 1,346 | 602 | 744 | 22 | 12 | 10 | 1,322 | 588 | 734 | 2 | 2 | |
| Tacoma, Wash..... | 955 | 772 | 183 | 7 | 2 | 5 | 295 | 140 | 155 | 653 | 630 | 23 |
| Taunton, Mass..... | 1,295 | 534 | 761 | 26 | 9 | 17 | 1,264 | 520 | 744 | 5 | 5 | |
| Terre Haute, Ind..... | 72 | 27 | 45 | 4 | 2 | 2 | 65 | 22 | 43 | 3 | 3 | |
| Toledo, Ohio..... | 3,033 | 1,176 | 1,857 | 79 | 22 | 57 | 2,950 | 1,150 | 1,800 | 4 | 4 | |
| Topeka, Kans..... | 135 | 48 | 87 | 2 | | 2 | 133 | 48 | 85 | | | |
| Trenton, N. J..... | 1,842 | 989 | 853 | 25 | 17 | 8 | 1,800 | 955 | 845 | 17 | 17 | |
| Troy, N. Y..... | 428 | 211 | 217 | 9 | 3 | 6 | 411 | 200 | 211 | 8 | 8 | |
| Utica, N. Y..... | 1,231 | 561 | 670 | 32 | 18 | 14 | 1,199 | 543 | 656 | | | |
| Washington, D. C..... | 363 | 167 | 196 | 2 | 1 | 1 | 254 | 85 | 169 | 107 | 101 | 6 |
| Waterbury, Conn..... | 1,245 | 687 | 608 | 6 | 3 | 3 | 1,225 | 620 | 605 | 14 | 14 | |
| Wheeling, W. Va..... | 255 | 135 | 120 | 10 | 6 | 4 | 244 | 123 | 116 | 1 | 1 | |
| Wilkesbarre, Pa..... | 1,223 | 621 | 602 | 16 | 5 | 11 | 1,206 | 615 | 591 | 1 | 1 | |
| Williamsport, Pa..... | 87 | 35 | 52 | 6 | 3 | 3 | 81 | 32 | 49 | | | |
| Wilmington, Del..... | 1,254 | 825 | 429 | 8 | 4 | 4 | 1,238 | 813 | 425 | 8 | 8 | |
| Woonsocket, R. I..... | 3,509 | 1,217 | 2,292 | 190 | 52 | 138 | 3,315 | 1,161 | 2,154 | 4 | 4 | |
| Worcester, Mass..... | 3,075 | 1,446 | 1,629 | 37 | 13 | 24 | 3,003 | 1,398 | 1,605 | 35 | 35 | |
| Yonkers, N. Y..... | 834 | 435 | 399 | 3 | 1 | 2 | 815 | 418 | 397 | 16 | 16 | |
| York, Pa..... | 70 | 30 | 40 | 7 | 5 | 2 | 63 | 25 | 38 | | | |
| Youngstown, Ohio..... | 1,603 | 1,113 | 490 | 8 | 2 | 6 | 1,593 | 1,109 | 484 | 2 | 2 | |

OCCUPATIONS.

TABLE 91.—TOTAL PERSONS 10 YEARS OF AGE AND OVER IN THE UNITED STATES ENGAGED IN EACH SPECIFIED OCCUPATION (IN DETAIL), CLASSIFIED BY SEX: 1900.

TABLE 92.—TOTAL PERSONS 10 YEARS OF AGE AND OVER ENGAGED IN GAINFUL OCCUPATIONS AND IN EACH CLASS OF OCCUPATIONS, CLASSIFIED BY SEX, BY STATES AND TERRITORIES: 1900.

TABLE 93.—TOTAL PERSONS 10 YEARS OF AGE AND OVER ENGAGED IN EACH SPECIFIED OCCUPATION (IN DETAIL), CLASSIFIED BY SEX, BY STATES AND TERRITORIES: 1900.

TABLE 94.—TOTAL PERSONS 10 YEARS OF AGE AND OVER ENGAGED IN EACH SPECIFIED OCCUPATION, CLASSIFIED BY SEX, FOR CITIES HAVING 25,000 INHABITANTS OR MORE: 1900.

OCCUPATIONS.

505

TABLE 91.—TOTAL PERSONS 10 YEARS OF AGE AND OVER IN THE UNITED STATES ENGAGED IN EACH SPECIFIED OCCUPATION (IN DETAIL), CLASSIFIED BY SEX: 1900.

| OCCUPATIONS. | Total. | Males. | Females. | OCCUPATIONS. | Total. | Males. | Females. |
|---|-------------|-------------|-----------|--|-----------|-----------|-----------|
| All occupations ¹ | 229,287,070 | 229,957,778 | 5,329,292 | Domestic and personal service—Con. | | | |
| Agricultural pursuits..... | 10,438,219 | 9,458,194 | 980,025 | Launderers and laundresses..... | 387,013 | 51,302 | 335,711 |
| Agricultural laborers ² | 4,459,846 | 3,793,555 | 665,791 | Laundry work (hand)..... | 365,056 | 39,278 | 325,778 |
| Farm and plantation laborers..... | 2,047,658 | 1,825,061 | 222,597 | Laundry work (steam)..... | 21,957 | 12,024 | 9,933 |
| Farm laborers (members of family)..... | 2,366,313 | 1,925,247 | 441,066 | Nurses and midwives..... | 121,269 | 12,291 | 108,978 |
| Garden and nursery laborers..... | 45,375 | 43,247 | 2,128 | Nurses (trained)..... | 11,892 | 758 | 11,134 |
| Dairymen and dairywomen..... | 10,931 | 10,055 | 876 | Nurses (not specified)..... | 103,747 | 11,533 | 92,214 |
| Farmers, planters, and overseers..... | 5,681,257 | 5,373,469 | 307,788 | Midwives..... | 5,630 | | 5,630 |
| Farmers and planters..... | 5,438,896 | 5,197,658 | 241,238 | Restaurant keepers..... | 34,023 | 29,162 | 4,861 |
| Farmers (members of family)..... | 169,053 | 154,348 | 14,705 | Saloon keepers..... | 83,875 | 81,789 | 2,086 |
| Farm and plantation overseers..... | 18,101 | 16,517 | 1,584 | Servants and waiters..... | 1,565,440 | 280,409 | 1,285,031 |
| Milk farmers..... | 5,207 | 4,956 | 251 | Servants..... | 1,453,010 | 215,818 | 1,237,192 |
| Gardeners, florists, nurserymen, etc..... | 62,418 | 59,556 | 2,862 | Waiters..... | 107,430 | 64,591 | 42,839 |
| Gardeners..... | 37,181 | 35,381 | 1,800 | Soldiers, sailors, and marines (U. S.)..... | 128,736 | 128,736 | |
| Florists, nurserymen, and vinegrowers..... | 16,848 | 15,711 | 1,137 | Soldiers (U. S.)..... | 105,894 | 105,894 | |
| Fruit growers..... | 8,339 | 7,864 | 525 | Sailors (U. S.)..... | 18,450 | 18,450 | |
| Lumbermen and raftsmen..... | 72,190 | 72,090 | 100 | Marines (U. S.)..... | 4,392 | 4,392 | |
| Stock raisers, herders, and drovers..... | 85,469 | 83,622 | 1,847 | Watchmen, policemen, firemen, etc..... | 181,191 | 180,812 | 379 |
| Stock raisers..... | 37,709 | 36,628 | 1,081 | Watchmen, policemen, and detectives..... | 116,615 | 115,736 | 879 |
| Stock herders and drovers..... | 47,760 | 46,994 | 766 | Firemen (fire department)..... | 14,576 | 14,576 | |
| Turpentine farmers and laborers..... | 24,735 | 24,454 | 281 | Other domestic and personal service..... | 84,045 | 84,799 | 8,246 |
| Wood choppers..... | 36,265 | 36,152 | 113 | Bootblacks..... | 8,243 | 8,158 | 85 |
| Other agricultural pursuits..... | 5,608 | 5,361 | 247 | Hunters, trappers, guides, and scouts..... | 11,340 | 10,020 | 1,320 |
| Aparists..... | 1,375 | 1,324 | 51 | Not specified..... | 23,462 | 16,621 | 6,841 |
| Not specified..... | 4,233 | 4,037 | 196 | Trade and transportation..... | 4,778,233 | 4,274,659 | 503,574 |
| Professional service..... | 1,264,536 | 833,362 | 431,174 | Agents..... | 241,333 | 230,773 | 10,560 |
| Actors, professional showmen, etc..... | 34,923 | 28,013 | 6,910 | Agents (insurance and real estate)..... | 119,233 | 117,442 | 2,141 |
| Actors..... | 14,810 | 8,392 | 6,418 | Agents (not specified)..... | 122,050 | 113,631 | 8,419 |
| Professional showmen..... | 16,625 | 16,228 | 397 | Bankers and brokers..... | 73,334 | 73,086 | 248 |
| Theatrical managers, etc..... | 3,488 | 3,393 | 95 | Bankers and brokers (money and stocks)..... | 66,047 | 65,794 | 253 |
| Architects, designers, draughtsmen, etc..... | 29,560 | 28,518 | 1,042 | Brokers (commercial)..... | 7,337 | 7,292 | 45 |
| Architects..... | 10,604 | 10,504 | 100 | Boatmen and sailors..... | 80,024 | 79,870 | 154 |
| Designers, draughtsmen, and inventors..... | 18,956 | 18,014 | 942 | Boatmen and canalmen..... | 18,175 | 18,093 | 82 |
| Artists and teachers of art..... | 24,902 | 13,875 | 11,027 | Pilots..... | 4,976 | 4,971 | 5 |
| Clergymen..... | 111,942 | 108,537 | 3,405 | Sailors ⁵ | 61,873 | 61,806 | 67 |
| Dentists..... | 29,704 | 28,896 | 808 | Bookkeepers and accountants ⁶ | 255,526 | 181,340 | 74,186 |
| Electricians..... | 50,782 | 50,373 | 409 | Clerks and copyists ⁶ | 632,099 | 546,830 | 85,269 |
| Engineers (civil, etc.) and surveyors..... | 43,535 | 43,451 | 84 | Clerks and copyists..... | 570,105 | 485,793 | 84,312 |
| Engineers (civil)..... | 20,153 | 20,113 | 40 | Clerks (shipping)..... | 33,616 | 32,923 | 693 |
| Engineers (mechanical and electrical)..... | 14,440 | 14,410 | 30 | Letter and mail carriers..... | 28,378 | 28,114 | 264 |
| Engineers (mining)..... | 2,908 | 2,905 | 3 | Commercial travelers..... | 92,936 | 91,990 | 946 |
| Surveyors..... | 6,034 | 6,023 | 11 | Draymen, hackmen, teamsters, etc..... | 541,115 | 540,209 | 906 |
| Journalists..... | 30,098 | 27,905 | 2,193 | Draymen, teamsters, and expressmen..... | 504,321 | 503,458 | 863 |
| Lawyers..... | 114,703 | 113,693 | 1,010 | Carriage and hack drivers..... | 36,794 | 36,751 | 43 |
| Literary and scientific persons..... | 18,907 | 12,918 | 5,989 | Foremen and overseers..... | 55,503 | 54,085 | 1,418 |
| Authors and scientists..... | 5,836 | 3,220 | 2,616 | Foremen and overseers (livery stable)..... | 3,238 | 3,236 | 2 |
| Librarians and assistants..... | 4,184 | 1,059 | 3,125 | Foremen and overseers (steam railroad)..... | 35,217 | 35,205 | 12 |
| Chemists, assayers, and metallurgists..... | 8,887 | 8,639 | 248 | Foremen and overseers (street railway)..... | 1,023 | 1,021 | 2 |
| Musicians and teachers of music..... | 92,264 | 39,887 | 52,377 | Foremen and overseers (not specified)..... | 16,025 | 14,623 | 1,402 |
| Officials (government)..... | 90,290 | 82,164 | 8,126 | Hostlers..... | 65,381 | 65,302 | 79 |
| Officials (national government)..... | 40,595 | 34,159 | 6,436 | Hucksters and peddlers..... | 76,872 | 73,935 | 2,937 |
| Officials (state government)..... | 4,345 | 4,070 | 275 | Livery stable keepers..... | 33,680 | 33,490 | 190 |
| Officials (county government)..... | 22,777 | 22,054 | 723 | Merchants and dealers (except wholesale)..... | 792,387 | 758,755 | 34,132 |
| Officials (city or town government)..... | 22,573 | 21,881 | 692 | Boots and shoes..... | 15,239 | 14,812 | 427 |
| Physicians and surgeons..... | 132,225 | 124,826 | 7,399 | Cigars and tobacco..... | 15,367 | 14,273 | 1,094 |
| Teachers and professors in colleges, etc..... | 446,797 | 118,748 | 328,049 | Clothing and men's furnishings..... | 18,097 | 17,805 | 292 |
| Teachers..... | 439,522 | 111,936 | 327,586 | Coal and wood..... | 20,866 | 20,606 | 260 |
| Professors in colleges and universities..... | 7,275 | 6,812 | 463 | Drugs and medicines..... | 57,346 | 56,168 | 1,178 |
| Other professional service..... | 13,904 | 11,558 | 2,346 | Dry goods, fancy goods, and notions..... | 45,840 | 41,487 | 4,353 |
| Veterinary surgeons..... | 8,190 | 8,176 | 14 | General store..... | 33,031 | 32,039 | 992 |
| Not specified..... | 5,714 | 3,382 | 2,332 | Groceries..... | 156,557 | 146,887 | 9,670 |
| Domestic and personal service..... | 5,693,778 | 3,594,613 | 2,099,165 | Liquors and wines..... | 13,119 | 12,928 | 191 |
| Barbers and hairdressers..... | 181,333 | 125,801 | 5,532 | Lumber..... | 16,774 | 16,692 | 82 |
| Bartenders..... | 88,937 | 88,497 | 440 | Produce and provisions..... | 34,194 | 33,525 | 669 |
| Boarding and lodging house keepers..... | 71,371 | 11,860 | 59,511 | Not specified..... | 366,457 | 351,483 | 14,974 |
| Hotel keepers..... | 54,931 | 46,386 | 8,545 | Merchants and dealers (wholesale)..... | 42,343 | 42,032 | 261 |
| Housekeepers and stewards ⁴ | 155,524 | 8,421 | 147,103 | Messengers and errand and office boys..... | 71,695 | 65,032 | 6,663 |
| Janitors and sextons..... | 56,620 | 48,585 | 8,035 | Bundle and cash boys..... | 10,508 | 6,116 | 4,392 |
| Janitors..... | 51,226 | 43,282 | 7,944 | Messengers..... | 44,460 | 43,159 | 1,301 |
| Sextons..... | 5,394 | 5,303 | 91 | Office boys..... | 16,727 | 15,757 | 970 |
| Laborers (not specified) ³ | 2,640,420 | 2,516,263 | 124,157 | Officials of banks and companies..... | 74,246 | 72,975 | 1,271 |
| Elevator tenders..... | 12,691 | 12,661 | 30 | Bank officials and cashiers..... | 14,295 | 14,024 | 271 |
| Laborers (coal yard)..... | 9,373 | 9,361 | 12 | Officials (insurance and trust companies, etc.)..... | 5,339 | 5,227 | 112 |
| Laborers (general)..... | 2,588,283 | 2,464,207 | 124,076 | Officials (trade companies)..... | 20,479 | 20,002 | 477 |
| Longshoremen..... | 20,934 | 20,916 | 18 | Officials (transportation companies)..... | 34,133 | 33,722 | 411 |
| Stevedores..... | 9,139 | 9,118 | 21 | Packers and shippers..... | 59,769 | 39,781 | 19,988 |
| | | | | Porters and helpers (in stores, etc.)..... | 54,274 | 53,703 | 565 |
| | | | | Salesmen and saleswomen..... | 611,787 | 462,531 | 149,256 |

¹ See explanatory and analytical text relating to occupations, preceding the general tables contained in this volume, for the classification of occupations in 1900 as compared with preceding censuses.

² Includes 90,330 persons in the military and naval service of the United States (including civilian employees, etc.) stationed abroad, not credited to any state or territory.

³ In agricultural districts "agricultural laborers" and, similarly, in manufacturing districts unskilled workmen are often reported simply as "laborers".

⁴ Includes paid housekeepers in private families, hotels, etc., matrons in public and private institutions, and stewards and stewardesses.

⁵ "Sailors" at sea are liable to be omitted unless they are actual members of families which are enumerated.

⁶ Includes all persons so occupied, irrespective of where they are employed.

STATISTICS OF POPULATION.

TABLE 91.—TOTAL PERSONS 10 YEARS OF AGE AND OVER IN THE UNITED STATES ENGAGED IN EACH SPECIFIED OCCUPATION (IN DETAIL), CLASSIFIED BY SEX: 1900—Continued.

| OCCUPATIONS. | Total. | Males. | Females. | OCCUPATIONS. | Total. | Males. | Females. |
|---|-----------|-----------|-----------|---|---------|---------|----------|
| <i>Trade and transportation—Continued.</i> | | | | <i>Manufacturing and mechanical pursuits²—Continued.</i> | | | |
| Steam railroad employees | 582,471 | 580,783 | 1,688 | <i>Food and kindred products.</i> | | | |
| Baggage men | 19,085 | 19,075 | 10 | Bakers | 79,407 | 75,061 | 4,346 |
| Brakemen | 67,492 | 67,461 | 31 | Butchers | 113,449 | 113,071 | 378 |
| Conductors | 42,935 | 42,928 | 7 | Butter and cheese makers | 19,261 | 18,613 | 648 |
| Engineers and firemen | 107,150 | 107,105 | 45 | Confectioners | 31,242 | 22,023 | 9,219 |
| Laborers | 249,576 | 248,628 | 948 | Millers | 40,576 | 40,390 | 186 |
| Station agents and employees | 45,992 | 45,371 | 621 | Other food preparers | 32,442 | 27,269 | 5,173 |
| Switchmen, yardmen, and flagmen | 50,241 | 50,215 | 26 | Fish curers and packers | 3,821 | 3,674 | 147 |
| Stenographers and typewriters ¹ | 112,464 | 26,306 | 86,158 | Meat and fruit canners and preservers | 9,251 | 8,985 | 266 |
| Stenographers | 98,827 | 23,553 | 75,274 | Meat packers, curers, and picklers | 13,776 | 12,799 | 977 |
| Typewriters | 13,637 | 2,753 | 10,884 | Sugar makers and refiners | 3,351 | 3,320 | 31 |
| Street railway employees | 68,936 | 68,890 | 46 | Not specified | 2,243 | 1,491 | 752 |
| Conductors | 24,038 | 24,025 | 13 | <i>Iron and steel and their products.</i> | | | |
| Drivers | 1,366 | 1,366 | 0 | Blacksmiths | 227,076 | 226,880 | 196 |
| Laborers | 4,644 | 4,632 | 12 | Blacksmiths | 218,585 | 218,400 | 185 |
| Motormen | 37,436 | 37,434 | 2 | Apprentices and helpers | 8,491 | 8,480 | 11 |
| Station agents and employees | 1,452 | 1,433 | 19 | Iron and steel workers ³ | 290,724 | 287,427 | 3,297 |
| Telegraph and telephone linemen | 14,765 | 14,765 | 0 | Iron and steel workers | 203,220 | 200,253 | 2,967 |
| Telegraph and telephone operators | 75,047 | 62,469 | 22,578 | Molders ⁴ | 87,504 | 87,174 | 330 |
| Telegraph operators | 55,352 | 48,623 | 7,229 | Machinists | 283,432 | 282,861 | 571 |
| Telephone operators | 19,195 | 3,846 | 15,949 | Machinists | 266,846 | 266,338 | 508 |
| Undertakers | 16,200 | 15,876 | 324 | Apprentices and helpers | 16,586 | 16,523 | 63 |
| Other persons in trade and transportation | 53,496 | 49,796 | 3,700 | Steam boiler makers | 33,087 | 33,079 | 8 |
| Auctioneers | 2,513 | 2,510 | 3 | Steam boiler makers | 31,191 | 31,183 | 8 |
| Decorators, drapers, and window dressers | 3,053 | 2,757 | 296 | Helpers | 1,896 | 1,896 | 0 |
| Newspaper carriers and newsboys | 6,904 | 6,895 | 9 | Stove, furnace, and grate makers | 12,473 | 12,450 | 23 |
| Weighers, gaugers, and measurers | 6,670 | 6,491 | 179 | Tool and cutlery makers | 28,122 | 27,376 | 746 |
| Not specified | 34,056 | 30,903 | 3,153 | Wheelwrights | 13,539 | 13,529 | 10 |
| Manufacturing and mechanical pursuits, ² | 7,112,304 | 5,796,950 | 1,315,354 | Wire workers | 18,487 | 16,701 | 1,786 |
| <i>Building trades.</i> | | | | <i>Leather and its finished products.</i> | | | |
| Carpenters and joiners | 602,741 | 602,196 | 545 | Boot and shoe makers and repairers | 209,047 | 169,587 | 39,510 |
| Carpenters and joiners | 587,082 | 586,557 | 525 | Boot and shoe factory operatives | 106,519 | 69,341 | 37,478 |
| Ship carpenters | 12,287 | 12,281 | 6 | Shoemakers (not in shoe factory) | 101,643 | 99,635 | 2,008 |
| Apprentices and helpers | 3,372 | 3,368 | 4 | Apprentices | 585 | 561 | 24 |
| Masons (brick and stone) | 161,048 | 160,881 | 167 | Harness and saddle makers and repairers | 40,193 | 39,598 | 595 |
| Masons | 149,346 | 149,191 | 155 | Leather curriers and tanners | 42,684 | 40,925 | 1,759 |
| Masons' laborers | 9,284 | 9,274 | 10 | Curriers | 15,770 | 15,068 | 702 |
| Apprentices and helpers | 2,418 | 2,418 | 0 | Tanners | 26,851 | 25,800 | 1,051 |
| Painters, glaziers, and varnishers | 277,990 | 276,231 | 1,759 | Apprentices | 68 | 57 | 11 |
| Painters, glaziers, and varnishers | 259,109 | 257,395 | 1,713 | Trunk and leather-case makers, etc. | 7,051 | 5,472 | 1,579 |
| Painters (carriages and wagons) | 17,350 | 17,316 | 34 | Trunk makers | 3,657 | 3,470 | 187 |
| Apprentices and helpers | 1,531 | 1,519 | 12 | Leather-case and pocketbook makers | 3,394 | 2,002 | 1,392 |
| Paper hangers | 22,004 | 21,763 | 241 | <i>Liquors and beverages.</i> | | | |
| Paper hangers | 21,308 | 21,572 | 236 | Bottlers and soda water makers, etc. | 10,546 | 9,752 | 794 |
| Apprentices and helpers | 196 | 191 | 5 | Bottlers | 9,713 | 8,942 | 776 |
| Plasterers | 35,706 | 35,661 | 45 | Mineral and soda water makers | 823 | 810 | 13 |
| Plasterers | 35,346 | 35,302 | 44 | Brewers and malsters | 20,984 | 20,709 | 275 |
| Apprentices and helpers | 360 | 359 | 1 | Distillers and rectifiers | 3,146 | 3,115 | 30 |
| Plumbers and gas and steam fitters | 97,884 | 97,758 | 126 | <i>Lumber and its remanufactures.</i> | | | |
| Plumbers and gas and steam fitters | 92,315 | 92,192 | 123 | Cabinet makers | 35,641 | 35,574 | 67 |
| Apprentices and helpers | 5,569 | 5,566 | 3 | Coopers | 37,226 | 37,113 | 113 |
| Roofers and slaters | 9,068 | 9,066 | 2 | Saw and planing mill employees | 161,687 | 161,314 | 373 |
| Roofers and slaters | 8,932 | 8,930 | 2 | Saw and planing mill employees | 150,612 | 150,259 | 353 |
| Apprentices and helpers | 136 | 136 | 0 | Lumber yard employees | 11,075 | 11,055 | 20 |
| Mechanics (not otherwise specified) | 9,423 | 9,396 | 27 | Other woodworkers | 112,011 | 104,932 | 7,079 |
| <i>Chemicals and allied products.</i> | | | | Basket makers | 6,799 | 4,463 | 2,336 |
| Oil well and oil works employees | 24,626 | 24,573 | 53 | Box makers (wood) | 8,876 | 7,699 | 1,177 |
| Oil well employees | 18,011 | 18,001 | 10 | Furniture manufactory employees | 23,073 | 21,842 | 1,236 |
| Oil works employees | 6,615 | 6,572 | 43 | Piano and organ makers | 10,221 | 9,939 | 282 |
| Other chemical workers | 14,723 | 12,035 | 2,688 | Not specified | 63,037 | 60,939 | 2,098 |
| Chemical works employees | 6,740 | 5,687 | 1,053 | <i>Metals and metal products other than iron and steel.</i> | | | |
| Fertilizer makers | 1,310 | 1,308 | 2 | Brass workers | 26,760 | 25,870 | 890 |
| Powder and cartridge makers | 4,136 | 2,745 | 1,391 | Brass workers | 20,653 | 19,806 | 847 |
| Salt works employees | 1,775 | 1,671 | 104 | Molders ⁴ | 5,990 | 5,947 | 43 |
| Starch makers | 762 | 624 | 138 | Helpers | 117 | 117 | 0 |
| <i>Clay, glass, and stone products.</i> | | | | Clock and watch makers and repairers | 24,138 | 19,373 | 4,815 |
| Brick and tile makers, etc. | 49,934 | 49,456 | 478 | Clock factory operatives | 3,480 | 2,618 | 862 |
| Brick makers | 45,595 | 45,468 | 127 | Watch factory operatives | 16,070 | 12,163 | 3,907 |
| Tile makers | 3,017 | 2,667 | 350 | Clock and watch repairers | 4,633 | 4,592 | 46 |
| Terra cotta workers | 1,322 | 1,321 | 1 | Gold and silver workers | 26,146 | 19,766 | 6,380 |
| Glass workers | 49,999 | 47,378 | 2,621 | Gold and silver workers | 9,430 | 8,222 | 1,208 |
| Marble and stone cutters | 54,525 | 54,382 | 143 | Jewelry manufactory employees | 16,716 | 11,544 | 5,172 |
| Potters | 16,140 | 13,200 | 2,940 | Tinplate and tinware makers | 70,613 | 68,838 | 1,775 |
| <i>Fishing and mining.</i> | | | | Tinplate makers | 7,231 | 6,954 | 277 |
| Fishermen and oystermen ³ | 74,573 | 72,768 | 1,805 | Tinners and tinware makers | 62,200 | 60,713 | 1,487 |
| Miners and quarrymen ⁴ | 570,535 | 569,541 | 994 | Apprentices (tinsmiths) | 1,132 | 1,171 | 11 |
| Miners (coal) | 344,208 | 343,584 | 624 | <i>Footnotes:</i> | | | |
| Miners (gold and silver) | 59,095 | 59,036 | 59 | ¹ Includes all persons so occupied, irrespective of where they are employed. | | | |
| Miners (not otherwise specified) | 132,634 | 132,886 | 248 | ² In agricultural districts "agricultural laborers" and, similarly, in manufacturing districts unskilled workmen are often reported simply as "laborers". | | | |
| Quarrymen | 34,598 | 34,535 | 63 | ³ Frequently returned as "sailors". In many cases where the avocation is followed for only a portion of the year they are reported under some other branch of industry. Classified in 1890 with "Agricultural pursuits". | | | |

OCCUPATIONS.

507

TABLE 91.—TOTAL PERSONS 10 YEARS OF AGE AND OVER IN THE UNITED STATES ENGAGED IN EACH SPECIFIED OCCUPATION (IN DETAIL), CLASSIFIED BY SEX: 1900—Continued.

| OCCUPATIONS. | Total. | Males. | Females. | OCCUPATIONS. | Total. | Males. | Females. |
|--|---------|---------|----------|--|---------|---------|----------|
| Manufacturing and mechanical pursuits ¹ —Continued. | | | | Manufacturing and mechanical pursuits ¹ —Continued. | | | |
| <i>Metals and metal products, etc.—Continued.</i> | | | | <i>Textiles—Continued.</i> | | | |
| Other metal workers..... | 56,628 | 54,308 | 2,320 | Tailors and tailoresses..... | 280,277 | 161,299 | 68,978 |
| Copper workers..... | 8,158 | 8,177 | 11 | Tailors and tailoresses..... | 228,709 | 160,025 | 68,684 |
| Electroplaters..... | 6,387 | 6,146 | 241 | Apprentices..... | 1,568 | 1,274 | 294 |
| Gunsmiths, locksmiths, and bell hangers..... | 7,452 | 7,406 | 46 | Other textile workers..... | 29,612 | 8,878 | 20,734 |
| Lead and zinc workers..... | 5,355 | 5,238 | 97 | Carpet (rag) makers ³ | 7,245 | 1,916 | 5,329 |
| Molders (metals) ² | 3,161 | 2,925 | 236 | Lace and embroidery makers..... | 9,260 | 1,944 | 7,316 |
| Not specified..... | 26,105 | 24,416 | 1,689 | Sail, awning, and tent makers..... | 3,592 | 3,183 | 409 |
| <i>Paper and printing.</i> | | | | Sewing machine operators..... | 5,772 | 5,036 | 736 |
| Bookbinders..... | 30,286 | 14,651 | 15,635 | Not specified..... | 3,743 | 1,099 | 2,644 |
| Box makers (paper)..... | 21,098 | 3,796 | 17,302 | <i>Miscellaneous industries.</i> | | | |
| Engravers..... | 11,156 | 10,703 | 453 | Broom and brush makers..... | 10,222 | 8,644 | 1,578 |
| Paper and pulp mill operatives..... | 36,329 | 26,905 | 9,424 | Charcoal, coke, and lime burners..... | 14,644 | 14,433 | 31 |
| Printers, lithographers, and pressmen..... | 155,333 | 139,344 | 15,989 | Engineers and firemen (not locomotive) ⁴ | 224,546 | 224,369 | 177 |
| Printers and pressmen..... | 103,855 | 98,050 | 5,805 | Glove makers..... | 12,276 | 4,503 | 7,773 |
| Lithographers..... | 7,956 | 7,503 | 453 | Manufacturers and officials, etc..... | 243,890 | 240,525 | 3,365 |
| Compositors..... | 36,849 | 27,232 | 9,617 | Manufacturers and officials, etc..... | 158,070 | 155,240 | 2,830 |
| Electrotypers and stereotypers..... | 3,172 | 3,145 | 27 | Builders and contractors..... | 56,915 | 56,785 | 130 |
| Apprentices (printers)..... | 3,501 | 3,414 | 87 | Publishers of books, maps, and newspapers..... | 10,970 | 10,667 | 303 |
| <i>Textiles.</i> | | | | Officials of mining and quarrying companies ⁵ | 17,935 | 17,833 | 102 |
| Bleachery and dye works operatives..... | 22,239 | 20,503 | 1,736 | Model and pattern makers..... | 15,083 | 14,879 | 204 |
| Bleachery operatives..... | 4,335 | 3,739 | 646 | Photographers..... | 27,029 | 23,442 | 3,587 |
| Dye works operatives..... | 17,904 | 16,764 | 1,140 | Rubber factory operatives..... | 21,866 | 14,492 | 7,374 |
| Carpet factory operatives ³ | 19,372 | 10,371 | 9,001 | Tobacco and cigar factory operatives..... | 131,464 | 87,966 | 43,498 |
| Cotton mill operatives..... | 246,391 | 125,788 | 120,603 | Upholsterers..... | 30,839 | 28,681 | 2,158 |
| Hosiery and knitting mill operatives..... | 47,120 | 12,630 | 34,490 | Other miscellaneous industries..... | 471,800 | 380,626 | 91,174 |
| Silk mill operatives..... | 54,460 | 22,023 | 32,437 | Apprentices and helpers (not specified)..... | 31,697 | 29,652 | 2,045 |
| Woolen mill operatives..... | 73,196 | 42,566 | 30,630 | Artificial flower makers..... | 2,775 | 437 | 2,338 |
| Other textile mill operatives..... | 104,619 | 53,437 | 51,182 | Button makers..... | 6,621 | 3,511 | 3,110 |
| Hemp and jute mill operatives..... | 3,519 | 1,577 | 1,942 | Candle, soap, and tallow makers..... | 4,022 | 3,291 | 731 |
| Linen mill operatives..... | 2,100 | 835 | 1,265 | Corset makers..... | 8,016 | 815 | 7,201 |
| Print works operatives..... | 6,056 | 4,963 | 1,093 | Cotton ginners..... | 1,395 | 1,381 | 14 |
| Rope and cordage factory operatives..... | 7,591 | 4,592 | 2,999 | Electric light and power company employees ⁵ | 6,161 | 5,858 | 303 |
| Worsted mill operatives..... | 7,041 | 2,901 | 4,140 | Gas works employees..... | 6,955 | 6,940 | 15 |
| Textiles not specified..... | 78,312 | 38,569 | 39,743 | Piano and organ tuners..... | 4,295 | 4,251 | 44 |
| Dressmakers..... | 347,076 | 2,128 | 344,948 | Straw workers..... | 3,997 | 929 | 3,068 |
| Dressmakers..... | 344,519 | 2,116 | 342,703 | Turpentine distillers..... | 7,099 | 7,022 | 77 |
| Apprentices..... | 2,257 | 12 | 2,245 | Umbrella and parasol makers..... | 3,242 | 1,331 | 1,911 |
| Hat and cap makers..... | 22,733 | 15,110 | 7,623 | Well borers..... | 6,661 | 6,650 | 11 |
| Milliners..... | 87,881 | 1,739 | 86,142 | Whitewashers..... | 3,441 | 3,376 | 65 |
| Milliners..... | 85,873 | 1,718 | 84,155 | Not specified..... | 375,423 | 305,182 | 70,241 |
| Apprentices..... | 2,008 | 21 | 1,987 | | | | |
| Seamstresses..... | 151,379 | 4,837 | 146,542 | | | | |
| Shirt, collar, and cuff makers..... | 39,432 | 8,491 | 30,941 | | | | |

¹In agricultural districts "agricultural laborers" and, similarly, in manufacturing districts unskilled workmen are often reported simply as "laborers".

²Molders are classified under "Iron and steel workers", "Brass workers", and "Other metal workers".

³Classified in 1890 as "carpet makers".

⁴Classified in 1890 under "Domestic and personal service".

⁵Classified in 1890 with officials of banks, etc., under "Trade and transportation".

⁶Classified in 1890 with telegraph and telephone linemen under "Trade and transportation".

*

STATISTICS OF POPULATION.

TABLE 92.—TOTAL PERSONS 10 YEARS OF AGE AND OVER ENGAGED IN GAINFUL OCCUPATIONS

| STATES AND TERRITORIES. | POPULATION 10 YEARS OF AGE AND OVER. | | | PERSONS ENGAGED IN GAINFUL OCCUPATIONS. | | | PERSONS ENGAGED IN AGRICULTURAL PURSUITS. | | |
|--|--------------------------------------|------------|------------|---|------------|-----------|---|-----------|----------|
| | Total. | Males. | Females. | Total. | Males. | Females. | Total. | Males. | Females. |
| 1 The United States ¹ | 53,224,600 | 29,928,804 | 28,295,796 | 29,287,070 | 23,957,778 | 5,329,292 | 10,438,219 | 9,458,194 | 980,025 |
| 2 Alabama..... | 1,804,703 | 651,523 | 653,180 | 763,188 | 563,179 | 200,009 | 515,737 | 386,735 | 129,002 |
| 3 Alaska..... | 55,981 | 41,968 | 14,013 | 33,335 | 29,707 | 3,628 | 367 | 354 | 13 |
| 4 Arizona..... | 94,147 | 57,027 | 37,120 | 53,370 | 46,584 | 6,786 | 16,174 | 13,904 | 2,270 |
| 5 Arkansas..... | 934,332 | 484,601 | 449,731 | 485,795 | 407,942 | 77,853 | 345,479 | 298,141 | 47,338 |
| 6 California..... | 1,222,111 | 687,793 | 534,318 | 644,267 | 556,345 | 87,922 | 152,371 | 147,504 | 4,867 |
| 7 Colorado..... | 425,424 | 237,665 | 187,759 | 213,263 | 190,297 | 27,966 | 44,904 | 43,747 | 1,157 |
| 8 Connecticut..... | 780,454 | 365,130 | 365,324 | 385,610 | 296,971 | 88,639 | 44,796 | 43,247 | 1,549 |
| 9 Delaware..... | 145,500 | 74,395 | 71,105 | 72,996 | 60,024 | 12,972 | 19,002 | 18,494 | 508 |
| 10 District of Columbia..... | 231,337 | 108,613 | 123,224 | 126,941 | 85,780 | 41,161 | 1,488 | 1,440 | 48 |
| 11 Florida..... | 385,490 | 203,190 | 182,300 | 201,570 | 163,989 | 37,581 | 88,688 | 75,608 | 13,080 |
| 12 Georgia..... | 1,577,334 | 782,629 | 794,705 | 864,471 | 645,932 | 218,539 | 522,848 | 422,590 | 100,318 |
| 13 Hawaii..... | 127,768 | 92,934 | 34,834 | 90,172 | 84,047 | 6,125 | 56,056 | 53,380 | 2,676 |
| 14 Idaho..... | 119,837 | 72,000 | 47,837 | 62,633 | 58,167 | 4,466 | 27,439 | 26,780 | 709 |
| 15 Illinois..... | 3,727,745 | 1,922,803 | 1,804,942 | 1,804,040 | 1,509,394 | 294,646 | 462,731 | 450,614 | 12,167 |
| 16 Indiana..... | 1,968,215 | 1,006,755 | 961,460 | 898,953 | 782,237 | 116,716 | 342,733 | 332,840 | 9,893 |
| 17 Indian Territory..... | 274,324 | 149,313 | 125,006 | 133,710 | 121,494 | 12,216 | 92,418 | 86,894 | 5,524 |
| 18 Iowa..... | 1,711,789 | 893,912 | 817,877 | 789,404 | 682,521 | 106,883 | 371,604 | 363,472 | 8,132 |
| 19 Kansas..... | 1,126,033 | 593,966 | 532,068 | 507,740 | 452,169 | 55,571 | 271,252 | 264,618 | 6,634 |
| 20 Kentucky..... | 1,589,685 | 807,156 | 782,529 | 752,531 | 646,909 | 105,622 | 408,185 | 390,226 | 17,959 |
| 21 Louisiana..... | 990,364 | 496,379 | 493,485 | 536,093 | 405,182 | 130,911 | 295,445 | 227,614 | 67,831 |
| 22 Maine..... | 565,440 | 286,114 | 279,326 | 276,777 | 224,847 | 51,930 | 76,923 | 73,791 | 3,132 |
| 23 Maryland..... | 920,715 | 455,285 | 465,430 | 458,738 | 359,755 | 98,983 | 95,554 | 92,014 | 3,540 |
| 24 Massachusetts..... | 2,267,048 | 1,097,581 | 1,169,467 | 1,208,407 | 879,374 | 329,033 | 66,551 | 64,669 | 1,882 |
| 25 Michigan..... | 1,896,265 | 983,089 | 913,176 | 905,990 | 772,299 | 133,691 | 312,462 | 303,659 | 8,903 |
| 26 Minnesota..... | 1,305,667 | 706,401 | 599,256 | 645,874 | 548,946 | 96,928 | 258,944 | 252,129 | 6,815 |
| 27 Mississippi..... | 1,098,391 | 552,676 | 546,215 | 645,123 | 466,766 | 178,357 | 490,582 | 362,551 | 128,031 |
| 28 Missouri..... | 2,371,865 | 1,223,168 | 1,148,697 | 1,121,392 | 966,866 | 154,526 | 463,293 | 447,315 | 15,978 |
| 29 Montana..... | 191,596 | 123,724 | 67,872 | 114,799 | 104,990 | 9,809 | 28,693 | 28,149 | 544 |
| 30 Nebraska..... | 799,755 | 429,465 | 370,290 | 373,970 | 327,354 | 46,616 | 186,587 | 182,338 | 4,249 |
| 31 Nevada..... | 34,959 | 21,322 | 13,137 | 19,809 | 17,809 | 2,000 | 5,890 | 5,753 | 137 |
| 32 New Hampshire..... | 337,893 | 163,483 | 169,410 | 178,719 | 136,961 | 41,758 | 38,732 | 37,224 | 1,508 |
| 33 New Jersey..... | 1,480,498 | 739,224 | 741,274 | 757,759 | 603,237 | 154,522 | 68,881 | 67,035 | 1,846 |
| 34 New Mexico..... | 141,232 | 76,319 | 64,463 | 66,020 | 59,710 | 6,310 | 27,214 | 26,273 | 941 |
| 35 New York..... | 5,801,682 | 2,877,822 | 2,923,860 | 2,996,474 | 2,324,429 | 672,045 | 375,990 | 363,619 | 12,371 |
| 36 North Carolina..... | 1,346,734 | 661,731 | 685,003 | 716,742 | 556,581 | 160,161 | 459,306 | 385,137 | 74,119 |
| 37 North Dakota..... | 229,161 | 131,393 | 97,268 | 117,640 | 103,543 | 14,097 | 71,626 | 69,349 | 1,777 |
| 38 Ohio..... | 3,289,921 | 1,663,595 | 1,626,326 | 1,545,952 | 1,299,381 | 246,571 | 414,662 | 399,909 | 14,753 |
| 39 Oklahoma..... | 237,055 | 157,910 | 129,145 | 132,695 | 122,438 | 10,257 | 94,931 | 91,513 | 3,418 |
| 40 Oregon..... | 323,799 | 190,037 | 133,762 | 169,637 | 151,200 | 18,437 | 58,490 | 56,930 | 1,560 |
| 41 Pennsylvania..... | 4,885,379 | 2,491,007 | 2,394,372 | 2,448,589 | 2,017,052 | 431,537 | 341,712 | 331,119 | 10,593 |
| 42 Rhode Island..... | 344,324 | 163,704 | 176,120 | 191,923 | 139,329 | 52,594 | 10,957 | 10,673 | 284 |
| 43 South Carolina..... | 942,402 | 465,022 | 477,380 | 570,395 | 389,645 | 181,350 | 393,693 | 278,614 | 115,079 |
| 44 South Dakota..... | 294,304 | 161,746 | 132,558 | 137,156 | 121,512 | 15,644 | 82,857 | 80,696 | 2,161 |
| 45 Tennessee..... | 1,480,948 | 746,793 | 734,155 | 727,587 | 611,383 | 116,204 | 413,406 | 379,443 | 33,963 |
| 46 Texas..... | 2,163,913 | 1,129,399 | 1,034,014 | 1,033,033 | 892,641 | 140,392 | 644,634 | 535,394 | 59,240 |
| 47 Utah..... | 196,769 | 100,999 | 95,770 | 84,604 | 73,840 | 10,764 | 29,414 | 28,401 | 1,013 |
| 48 Vermont..... | 278,943 | 142,528 | 136,415 | 134,933 | 112,181 | 22,752 | 49,320 | 48,352 | 1,468 |
| 49 Virginia..... | 1,364,501 | 679,440 | 685,061 | 662,415 | 536,833 | 125,582 | 300,268 | 277,594 | 22,674 |
| 50 Washington..... | 408,437 | 243,282 | 160,155 | 225,337 | 204,606 | 20,731 | 61,113 | 59,159 | 1,954 |
| 51 West Virginia..... | 701,646 | 367,973 | 333,673 | 325,663 | 294,502 | 31,161 | 151,722 | 146,142 | 5,580 |
| 52 Wisconsin..... | 1,561,156 | 811,123 | 750,033 | 732,533 | 616,391 | 116,142 | 270,007 | 261,450 | 8,557 |
| 53 Wyoming..... | 72,062 | 47,731 | 24,331 | 44,268 | 41,264 | 3,004 | 13,407 | 13,177 | 230 |

¹Includes persons in the military and naval service of the United States (including civilian employees, etc.) stationed abroad, not credited to any state or territory.

*

OCCUPATIONS.

AND IN EACH CLASS OF OCCUPATIONS, CLASSIFIED BY SEX, BY STATES AND TERRITORIES: 1900.

| PERSONS ENGAGED IN PROFESSIONAL SERVICE. | | | PERSONS ENGAGED IN DOMESTIC AND PERSONAL SERVICE. | | | PERSONS ENGAGED IN TRADE AND TRANSPORTATION. | | | PERSONS ENGAGED IN MANUFACTURING AND MECHANICAL PURSUITS. | | | |
|--|---------|----------|---|-----------|-----------|--|-----------|----------|---|-----------|-----------|----|
| Total. | Males. | Females. | Total. | Males. | Females. | Total. | Males. | Females. | Total. | Males. | Females. | |
| 1,264,586 | 883,362 | 481,174 | 5,693,778 | 3,594,613 | 2,099,165 | 4,778,233 | 4,274,659 | 503,574 | 7,112,304 | 5,796,950 | 1,315,354 | 1 |
| 14,946 | 10,759 | 4,187 | 102,571 | 47,676 | 54,895 | 51,318 | 49,091 | 2,227 | 78,616 | 68,918 | 9,698 | 2 |
| 733 | 620 | 113 | 12,407 | 10,803 | 1,604 | 2,508 | 2,464 | 44 | 17,320 | 15,466 | 1,854 | 3 |
| 2,187 | 1,682 | 505 | 11,266 | 9,486 | 1,780 | 7,732 | 7,491 | 241 | 16,011 | 14,021 | 1,990 | 4 |
| 13,036 | 9,958 | 3,078 | 56,375 | 33,343 | 23,032 | 35,370 | 33,949 | 1,421 | 35,535 | 32,551 | 2,984 | 5 |
| 41,847 | 28,307 | 13,540 | 146,324 | 110,633 | 35,691 | 140,612 | 127,479 | 13,133 | 163,113 | 142,422 | 20,691 | 6 |
| 13,733 | 9,605 | 4,128 | 41,701 | 27,970 | 13,731 | 47,105 | 43,123 | 3,982 | 70,770 | 65,852 | 4,918 | 7 |
| 16,969 | 10,327 | 6,642 | 75,317 | 45,022 | 30,295 | 71,714 | 61,656 | 10,058 | 176,814 | 136,719 | 40,095 | 8 |
| 2,789 | 1,878 | 911 | 17,012 | 10,587 | 6,425 | 11,487 | 10,172 | 1,315 | 22,706 | 18,893 | 3,813 | 9 |
| 9,420 | 7,034 | 2,386 | 43,876 | 23,527 | 20,349 | 40,553 | 32,640 | 7,913 | 26,604 | 21,139 | 5,465 | 10 |
| 7,115 | 5,007 | 2,108 | 50,332 | 32,413 | 17,919 | 23,190 | 22,288 | 902 | 32,245 | 28,673 | 3,572 | 11 |
| 22,161 | 15,499 | 6,662 | 163,154 | 73,709 | 89,445 | 70,923 | 67,296 | 3,627 | 85,335 | 66,898 | 18,437 | 12 |
| 1,742 | 1,294 | 448 | 16,214 | 14,221 | 1,993 | 6,850 | 6,668 | 182 | 9,310 | 8,484 | 826 | 13 |
| 2,773 | 1,928 | 845 | 10,772 | 8,859 | 1,913 | 8,003 | 7,635 | 368 | 13,646 | 12,965 | 681 | 14 |
| 96,321 | 63,812 | 32,509 | 366,342 | 243,505 | 122,837 | 397,046 | 346,144 | 50,902 | 481,550 | 405,319 | 76,231 | 15 |
| 42,473 | 29,492 | 12,981 | 168,591 | 118,113 | 50,478 | 138,545 | 125,081 | 13,464 | 206,611 | 176,711 | 29,900 | 16 |
| 4,309 | 3,394 | 915 | 15,212 | 10,589 | 4,623 | 10,874 | 10,513 | 361 | 10,897 | 10,104 | 793 | 17 |
| 46,814 | 23,235 | 23,579 | 117,177 | 78,827 | 38,350 | 129,006 | 118,186 | 10,820 | 124,803 | 103,507 | 21,296 | 18 |
| 26,760 | 16,146 | 10,614 | 66,963 | 44,837 | 22,126 | 70,871 | 64,702 | 6,169 | 71,894 | 61,866 | 10,028 | 19 |
| 26,502 | 18,934 | 7,568 | 127,179 | 73,643 | 53,536 | 83,882 | 77,051 | 6,831 | 106,733 | 87,055 | 19,678 | 20 |
| 13,001 | 8,936 | 4,065 | 115,618 | 68,920 | 46,698 | 57,613 | 54,259 | 3,354 | 54,416 | 45,453 | 8,963 | 21 |
| 13,921 | 7,262 | 6,659 | 54,784 | 36,543 | 18,241 | 43,217 | 38,508 | 4,709 | 87,932 | 68,743 | 19,189 | 22 |
| 19,354 | 13,266 | 6,088 | 119,587 | 68,689 | 50,898 | 91,367 | 82,102 | 9,265 | 132,876 | 103,684 | 29,192 | 23 |
| 60,603 | 37,300 | 23,303 | 231,003 | 124,812 | 106,191 | 233,474 | 233,530 | 44,944 | 566,776 | 414,063 | 152,713 | 24 |
| 40,742 | 24,269 | 16,473 | 182,031 | 125,146 | 56,885 | 143,475 | 126,328 | 17,147 | 227,230 | 192,997 | 34,233 | 25 |
| 30,216 | 17,112 | 13,104 | 124,904 | 77,074 | 47,830 | 112,918 | 102,273 | 10,645 | 118,892 | 100,358 | 18,534 | 26 |
| 12,934 | 8,121 | 4,813 | 75,212 | 36,088 | 39,124 | 35,641 | 34,127 | 1,514 | 30,754 | 25,879 | 4,875 | 27 |
| 51,256 | 35,627 | 15,629 | 189,752 | 121,032 | 68,720 | 193,737 | 180,333 | 13,404 | 218,354 | 182,509 | 35,845 | 28 |
| 4,870 | 3,490 | 1,380 | 24,098 | 18,629 | 5,469 | 21,040 | 20,078 | 962 | 36,098 | 34,644 | 1,454 | 29 |
| 21,239 | 11,872 | 9,367 | 55,148 | 35,812 | 19,336 | 61,891 | 56,385 | 5,506 | 49,105 | 40,947 | 8,158 | 30 |
| 1,090 | 682 | 408 | 4,921 | 3,894 | 1,027 | 2,906 | 2,788 | 118 | 5,002 | 4,692 | 310 | 31 |
| 7,765 | 4,248 | 3,517 | 30,576 | 18,436 | 12,140 | 25,651 | 23,020 | 2,631 | 75,945 | 54,033 | 21,912 | 32 |
| 34,740 | 24,185 | 10,555 | 167,916 | 107,400 | 60,516 | 179,811 | 160,332 | 19,479 | 306,411 | 244,285 | 62,126 | 33 |
| 2,118 | 1,648 | 470 | 19,478 | 16,108 | 3,370 | 7,208 | 7,003 | 200 | 10,002 | 8,673 | 1,329 | 34 |
| 159,393 | 107,689 | 51,704 | 407,834 | 265,540 | 142,294 | 753,160 | 656,970 | 96,190 | 1,034,557 | 788,317 | 246,240 | 35 |
| 15,012 | 10,270 | 4,742 | 108,233 | 52,794 | 55,439 | 43,257 | 41,321 | 1,936 | 90,934 | 67,009 | 23,925 | 36 |
| 4,952 | 2,850 | 2,102 | 17,233 | 9,234 | 8,049 | 14,060 | 13,359 | 701 | 9,719 | 8,256 | 1,463 | 37 |
| 77,120 | 52,113 | 25,007 | 306,433 | 207,041 | 99,392 | 233,932 | 249,936 | 33,996 | 463,805 | 390,882 | 72,923 | 38 |
| 5,211 | 3,672 | 1,539 | 12,188 | 8,641 | 3,547 | 11,536 | 10,827 | 709 | 8,829 | 7,785 | 1,044 | 39 |
| 10,046 | 6,680 | 3,366 | 36,734 | 29,249 | 7,485 | 28,732 | 26,298 | 2,434 | 35,635 | 32,043 | 3,592 | 40 |
| 103,011 | 70,674 | 32,337 | 566,171 | 391,121 | 175,050 | 454,846 | 402,016 | 52,830 | 932,849 | 822,122 | 160,727 | 41 |
| 7,861 | 4,924 | 2,937 | 34,900 | 21,342 | 13,558 | 37,043 | 31,512 | 5,531 | 101,162 | 71,373 | 29,784 | 42 |
| 10,431 | 6,836 | 3,595 | 73,795 | 33,732 | 40,063 | 29,345 | 27,794 | 1,551 | 58,731 | 42,669 | 16,062 | 43 |
| 7,877 | 4,322 | 3,555 | 16,821 | 9,743 | 7,078 | 15,274 | 14,322 | 952 | 14,327 | 12,429 | 1,898 | 44 |
| 22,235 | 16,452 | 5,783 | 132,731 | 71,842 | 60,939 | 78,085 | 73,993 | 4,092 | 81,030 | 69,653 | 11,377 | 45 |
| 40,207 | 29,175 | 11,032 | 156,413 | 101,821 | 54,592 | 111,612 | 106,498 | 5,114 | 80,167 | 69,753 | 10,414 | 46 |
| 4,667 | 3,235 | 1,432 | 16,016 | 11,497 | 4,519 | 14,095 | 12,735 | 1,360 | 20,412 | 17,972 | 2,440 | 47 |
| 7,016 | 3,645 | 3,371 | 23,023 | 12,842 | 10,186 | 18,839 | 17,238 | 1,601 | 36,180 | 30,104 | 6,076 | 48 |
| 21,364 | 13,632 | 7,732 | 156,596 | 82,183 | 74,408 | 73,966 | 69,761 | 4,205 | 110,221 | 93,708 | 16,513 | 49 |
| 12,492 | 8,926 | 3,566 | 49,641 | 40,685 | 8,956 | 43,135 | 40,460 | 2,675 | 58,956 | 55,376 | 3,580 | 50 |
| 11,714 | 8,527 | 3,187 | 56,252 | 41,145 | 15,107 | 38,184 | 36,016 | 2,168 | 67,791 | 62,672 | 5,119 | 51 |
| 32,266 | 17,931 | 14,335 | 143,491 | 97,314 | 46,177 | 105,260 | 92,369 | 12,891 | 176,514 | 146,827 | 29,687 | 52 |
| 1,609 | 1,079 | 530 | 10,315 | 8,821 | 1,494 | 9,323 | 9,074 | 249 | 9,614 | 9,113 | 501 | 53 |

TABLE 93.—TOTAL PERSONS 10 YEARS OF AGE AND OVER ENGAGED IN EACH SPECIFIED

| OCCUPATIONS. | ALABAMA. | | ALASKA. | | ARIZONA. | | ARKANSAS. | | CALIFORNIA. | |
|--|----------|----------|---------|----------|----------|----------|-----------|----------|-------------|----------|
| | Males. | Females. | Males. | Females. | Males. | Females. | Males. | Females. | Males. | Females. |
| 1 All occupations ¹ | 563,179 | 200,009 | 29,707 | 3,628 | 46,584 | 6,786 | 407,942 | 77,853 | 556,345 | 87,922 |
| 2 Agricultural pursuits..... | 386,735 | 129,002 | 354 | 13 | 13,904 | 2,270 | 298,141 | 47,338 | 147,504 | 4,867 |
| 3 Agricultural laborers ¹ | 177,761 | 108,434 | | | 3,055 | 338 | 122,365 | 34,090 | 67,081 | 462 |
| 4 Farm and plantation laborers..... | 64,011 | 34,083 | | | 2,058 | 144 | 44,983 | 11,346 | 51,086 | 194 |
| 5 Farm laborers (members of family)..... | 113,156 | 74,315 | | | 943 | 194 | 77,158 | 22,720 | 11,798 | 188 |
| 6 Garden and nursery laborers..... | 594 | 36 | | | 54 | | 224 | 24 | 4,147 | 80 |
| 7 Dairymen and dairywomen..... | 114 | 34 | 5 | | 48 | | 87 | 14 | 2,302 | 43 |
| 8 Farmers, planters, and overseers..... | 202,451 | 20,428 | 17 | | 6,583 | 1,420 | 170,748 | 13,194 | 61,062 | 3,866 |
| 9 Farmers and planters..... | 196,475 | 18,879 | 17 | | 6,228 | 690 | 164,643 | 12,081 | 58,012 | 3,741 |
| 10 Farmers (members of family)..... | 5,384 | 1,455 | | | 310 | 729 | 5,752 | 1,075 | 1,407 | 81 |
| 11 Farm and plantation overseers..... | 491 | 64 | | | 18 | | 323 | 94 | 912 | 18 |
| 12 Milk farmers..... | 101 | 30 | | | 27 | 1 | 30 | 4 | 781 | 26 |
| 13 Gardeners, florists, nurserymen, etc..... | 349 | 37 | 12 | 1 | 109 | | 257 | 31 | 6,138 | 348 |
| 14 Gardeners..... | 247 | 25 | 12 | 1 | 83 | | 167 | 27 | 1,877 | 13 |
| 15 Florists, nurserymen, and vinegrowers..... | 53 | 11 | | | 14 | | 64 | 4 | 1,276 | 74 |
| 16 Fruit growers..... | 49 | 1 | | | 12 | | 26 | | 3,485 | 261 |
| 17 Lumbermen and raftsmen..... | 1,734 | 4 | 116 | | 140 | 1 | 2,274 | | 4,405 | 6 |
| 18 Stock raisers, herders, and drovers..... | 199 | 8 | 47 | 11 | 3,640 | 508 | 182 | 3 | 3,989 | 113 |
| 19 Stock raisers..... | 42 | | | | 1,224 | 116 | 91 | 2 | 2,176 | 88 |
| 20 Stock herders and drovers..... | 157 | 8 | 47 | 11 | 2,416 | 392 | 91 | 1 | 1,813 | 25 |
| 21 Turpentine farmers and laborers..... | 2,913 | 50 | | | | | | | | |
| 22 Wood choppers..... | 1,201 | 7 | 118 | | 291 | | 2,205 | 6 | 2,158 | 1 |
| 23 Other agricultural pursuits..... | 13 | | 39 | 1 | 38 | 3 | 23 | | 419 | 28 |
| 24 Apiculturists..... | 4 | | | | 33 | 3 | 19 | | 251 | 5 |
| 25 Not specified..... | 9 | | 39 | 1 | 5 | | 4 | | 168 | 23 |
| 26 Professional service..... | 10,759 | 4,187 | 620 | 113 | 1,682 | 505 | 9,958 | 3,078 | 28,307 | 13,540 |
| 27 Actors, professional showmen, etc..... | 96 | 13 | 21 | 27 | 32 | 11 | 64 | 8 | 1,439 | 317 |
| 28 Actors..... | 14 | 10 | 13 | 18 | 8 | 8 | 11 | 5 | 326 | 302 |
| 29 Professional showmen..... | 61 | 3 | 2 | 9 | 23 | 3 | 43 | 3 | 965 | 12 |
| 30 Theatrical managers, etc..... | 21 | | 6 | | 1 | | 10 | | 133 | 3 |
| 31 Architects, designers, draughtsmen, etc..... | 95 | 2 | 5 | 1 | 26 | | 41 | | 998 | 18 |
| 32 Architects..... | 50 | | 1 | | 20 | | 28 | | 495 | |
| 33 Designers, draughtsmen, and inventors..... | 45 | 2 | 4 | 1 | 6 | | 13 | | 502 | 18 |
| 34 Artists and teachers of art..... | 53 | 85 | 2 | 2 | 4 | 5 | 31 | 54 | 515 | 707 |
| 35 Clergymen..... | 2,212 | 18 | 96 | 19 | 129 | 12 | 1,720 | 13 | 2,462 | 201 |
| 36 Dentists..... | 417 | 1 | 14 | | 44 | 1 | 198 | 6 | 1,347 | 52 |
| 37 Electricians..... | 229 | 1 | 15 | | 51 | | 106 | | 1,895 | 8 |
| 38 Engineers (civil, etc.) and surveyors..... | 389 | 1 | 115 | | 218 | | 249 | 1 | 2,422 | 3 |
| 39 Engineers (civil)..... | 238 | | 16 | | 93 | | 133 | | 849 | |
| 40 Engineers (mechanical and electrical)..... | 81 | | 69 | | 36 | | 31 | | 710 | |
| 41 Engineers (mining)..... | 23 | | 16 | | 59 | | 14 | | 533 | 1 |
| 42 Surveyors..... | 47 | 1 | 14 | | 30 | | 71 | 1 | 330 | 2 |
| 43 Journalists..... | 212 | 12 | 13 | | 49 | 2 | 189 | 6 | 1,125 | 116 |
| 44 Lawyers..... | 1,593 | 3 | 64 | | 263 | 4 | 1,372 | 9 | 4,218 | 60 |
| 45 Literary and scientific persons..... | 59 | 20 | 25 | 3 | 113 | 7 | 33 | 13 | 772 | 266 |
| 46 Authors and scientists..... | 15 | 12 | 8 | 2 | 10 | 3 | 17 | 11 | 143 | 102 |
| 47 Librarians and assistants..... | 2 | 6 | 1 | 1 | 3 | 4 | 2 | 1 | 49 | 152 |
| 48 Chemists, assayers, and metallurgists..... | 42 | 2 | 16 | | 100 | | 14 | 1 | 575 | 12 |
| 49 Musicians and teachers of music..... | 168 | 482 | 21 | 7 | 102 | 61 | 175 | 374 | 1,691 | 2,172 |
| 50 Officials (government)..... | 1,083 | 183 | 141 | 4 | 233 | 24 | 902 | 117 | 2,698 | 283 |
| 51 Officials (national government)..... | 428 | 175 | 137 | 4 | 137 | 22 | 398 | 113 | 1,206 | 231 |
| 52 Officials (state government)..... | 47 | 1 | | | 18 | 1 | 38 | | 139 | 4 |
| 53 Officials (county government)..... | 449 | 7 | | | 104 | 1 | 373 | 4 | 795 | 31 |
| 54 Officials (city or town government)..... | 159 | | 4 | | 24 | | 98 | | 558 | 17 |
| 55 Physicians and surgeons..... | 2,097 | 16 | 67 | 8 | 218 | 4 | 2,629 | 39 | 3,881 | 522 |
| 56 Teachers and professors in colleges, etc..... | 2,006 | 3,344 | 20 | 41 | 142 | 373 | 2,205 | 2,433 | 2,514 | 8,681 |
| 57 Teachers..... | 1,932 | 3,341 | 20 | 41 | 136 | 373 | 2,167 | 2,430 | 2,355 | 8,673 |
| 58 Professors in colleges and universities..... | 74 | 3 | | | 6 | | 38 | 3 | 159 | 8 |
| 59 Other professional service..... | 50 | 6 | 1 | 1 | 8 | 1 | 44 | 5 | 330 | 134 |
| 60 Veterinary surgeons..... | 28 | | 1 | | 6 | | 34 | | 175 | |
| 61 Not specified..... | 22 | 6 | | 1 | 2 | 1 | 10 | 5 | 155 | 134 |
| 62 Domestic and personal service..... | 47,676 | 54,895 | 10,808 | 1,604 | 9,486 | 1,730 | 33,343 | 23,032 | 110,633 | 35,691 |
| 63 Barbers and hairdressers..... | 949 | 17 | 52 | 1 | 264 | 7 | 880 | 15 | 4,081 | 471 |
| 64 Bartenders..... | 681 | 3 | 64 | | 266 | | 463 | 1 | 3,565 | 22 |
| 65 Boarding and lodging house keepers..... | 142 | 951 | 8 | 21 | 54 | 212 | 191 | 304 | 885 | 2,680 |
| 66 Hotel keepers..... | 241 | 155 | 74 | 6 | 115 | 22 | 446 | 256 | 1,966 | 424 |
| 67 Housekeepers and stewards ¹ | 62 | 1,166 | 64 | 35 | 12 | 177 | 24 | 1,108 | 661 | 3,346 |
| 68 Janitors and sextons..... | 212 | 14 | 11 | | 37 | 1 | 156 | 7 | 1,466 | 184 |
| 69 Janitors..... | 187 | 11 | 6 | | 33 | 1 | 124 | 4 | 1,356 | 184 |
| 70 Sextons..... | 75 | 3 | 5 | | 4 | | 32 | 3 | 110 | |
| 71 Laborers (not specified) ¹ | 37,445 | 10,099 | 1,522 | | 5,632 | 133 | 25,583 | 3,090 | 57,773 | 925 |
| 72 Elevator tenders..... | 69 | | | | 1 | | 20 | | 305 | |
| 73 Laborers (coal yard)..... | 105 | | 4 | | 13 | | 16 | | 127 | |
| 74 Laborers (general)..... | 37,098 | 10,098 | 1,495 | | 5,618 | 133 | 25,529 | 3,090 | 55,738 | 921 |
| 75 Longshoremen..... | 55 | | 17 | | 17 | | 22 | | 921 | 2 |
| 76 Stevedores..... | 118 | 1 | 6 | | | | 1 | | 682 | 2 |

*

¹See explanatory notes in table 91.

OCCUPATIONS.

OCCUPATION (IN DETAIL), CLASSIFIED BY SEX, BY STATES AND TERRITORIES: 1900.

| COLORADO. | | CONNECTICUT. | | DELAWARE. | | DISTRICT OF COLUMBIA. | | FLORIDA. | | GEORGIA. | | HAWAII. | | IDAHO. | | |
|-----------|----------|--------------|----------|-----------|----------|-----------------------|----------|----------|----------|----------|----------|---------|----------|--------|----------|----|
| Males. | Females. | Males. | Females. | Males. | Females. | Males. | Females. | Males. | Females. | Males. | Females. | Males. | Females. | Males. | Females. | |
| 190,297 | 27,966 | 296,971 | 88,639 | 60,024 | 12,972 | 85,780 | 41,161 | 163,989 | 37,581 | 645,932 | 218,539 | 84,047 | 6,125 | 58,167 | 4,516 | 1 |
| 43,747 | 1,157 | 43,247 | 1,549 | 18,494 | 508 | 1,440 | 48 | 75,608 | 13,080 | 422,530 | 100,318 | 53,380 | 2,676 | 26,780 | 709 | 2 |
| 14,722 | 103 | 19,715 | 132 | 8,941 | 185 | 614 | 4 | 27,577 | 9,766 | 196,565 | 85,782 | 45,887 | 2,582 | 7,768 | 56 | 3 |
| 10,600 | 48 | 14,736 | 81 | 5,773 | 58 | 408 | ----- | 12,486 | 3,331 | 90,066 | 30,865 | 45,413 | 2,549 | 4,083 | 20 | 4 |
| 3,692 | 41 | 3,657 | 28 | 3,083 | 118 | 32 | 1 | 14,857 | 6,429 | 105,860 | 54,896 | 153 | 11 | 3,618 | 35 | 5 |
| 430 | 14 | 1,322 | 23 | 85 | 9 | 174 | 3 | 234 | 6 | 639 | 21 | 321 | 22 | 57 | 1 | 6 |
| 205 | 16 | 37 | 17 | 12 | ----- | 117 | 15 | 71 | 16 | 164 | 78 | 47 | 4 | 45 | 7 | 7 |
| 22,304 | 904 | 21,807 | 1,375 | 9,260 | 316 | 217 | 9 | 35,568 | 3,160 | 210,590 | 14,308 | 6,260 | 82 | 15,617 | 621 | 8 |
| 21,303 | 845 | 20,938 | 1,298 | 9,081 | 304 | 208 | 8 | 34,684 | 2,802 | 204,721 | 13,348 | 5,176 | 62 | 15,800 | 612 | 9 |
| 643 | 22 | 689 | 68 | 127 | 8 | 7 | 1 | 722 | 347 | 4,941 | 923 | 35 | 19 | 250 | 8 | 10 |
| 97 | 17 | 165 | 13 | 52 | 4 | 7 | ----- | 130 | 7 | 852 | 30 | 1,033 | 1 | 41 | 1 | 11 |
| 261 | 20 | 15 | 1 | ----- | ----- | ----- | ----- | 27 | 4 | 76 | 7 | 16 | ----- | 26 | ----- | 12 |
| 902 | 26 | 1,098 | 21 | 168 | 7 | 462 | 20 | 1,258 | 56 | 405 | 32 | 615 | 1 | 146 | 5 | 13 |
| 616 | 6 | 749 | 2 | 90 | 5 | 250 | 12 | 566 | 16 | 267 | 16 | 591 | ----- | 91 | 2 | 14 |
| 164 | 12 | 320 | 17 | 68 | 2 | 212 | 8 | 108 | 7 | 111 | 11 | 11 | 1 | 25 | ----- | 15 |
| 122 | 8 | 29 | 2 | 10 | ----- | ----- | ----- | 524 | 33 | 27 | 5 | 13 | ----- | 30 | 3 | 16 |
| 267 | ----- | 91 | ----- | 28 | ----- | 3 | ----- | 1,256 | 2 | 1,327 | 8 | 53 | ----- | 324 | ----- | 17 |
| 4,835 | 97 | 12 | ----- | 4 | ----- | 20 | ----- | 484 | 5 | 156 | 1 | 413 | 4 | 2,494 | 20 | 13 |
| 2,462 | 81 | 4 | ----- | 2 | ----- | 1 | ----- | 206 | 5 | 20 | ----- | 78 | ----- | 1,212 | 16 | 19 |
| 2,373 | 16 | 8 | ----- | 2 | ----- | 19 | ----- | 278 | ----- | 136 | 1 | 335 | 4 | 1,282 | 4 | 20 |
| ----- | ----- | ----- | ----- | ----- | ----- | ----- | ----- | 7,190 | 65 | 10,768 | 102 | ----- | ----- | ----- | ----- | 21 |
| 335 | ----- | 471 | ----- | 53 | ----- | 6 | ----- | 1,866 | 7 | 2,528 | 12 | 72 | ----- | 377 | ----- | 22 |
| 177 | 11 | 16 | 4 | 28 | ----- | 1 | ----- | 343 | 3 | 27 | ----- | 33 | 3 | 19 | ----- | 23 |
| 68 | 3 | 3 | ----- | ----- | ----- | ----- | ----- | 29 | 1 | 16 | ----- | 33 | 3 | 2 | ----- | 24 |
| 109 | 8 | 13 | 4 | 28 | ----- | 1 | ----- | 314 | 2 | 11 | ----- | ----- | ----- | 17 | ----- | 25 |
| 9,605 | 4,178 | 10,327 | 6,642 | 1,878 | 911 | 7,034 | 2,386 | 5,007 | 2,108 | 15,499 | 6,662 | 1,294 | 448 | 1,928 | 845 | 26 |
| 276 | 123 | 371 | 55 | 37 | 7 | 125 | 34 | 38 | 19 | 120 | 34 | 88 | 26 | 44 | 18 | 27 |
| 39 | 121 | 76 | 44 | 9 | 7 | 47 | 34 | 15 | 19 | 31 | 32 | 45 | 26 | 6 | 15 | 28 |
| 151 | 4 | 257 | 6 | 25 | ----- | 48 | ----- | 21 | ----- | 71 | 2 | 41 | ----- | 32 | 2 | 29 |
| 36 | 3 | 38 | 5 | 3 | ----- | 30 | ----- | 2 | ----- | 18 | ----- | 2 | ----- | 6 | 1 | 30 |
| 227 | 13 | 806 | 17 | 168 | 2 | 478 | 10 | 36 | ----- | 132 | 2 | 23 | ----- | 21 | ----- | 31 |
| 111 | 1 | 166 | 3 | 16 | ----- | 167 | 1 | 27 | ----- | 75 | 1 | 13 | ----- | 11 | ----- | 32 |
| 116 | 12 | 640 | 14 | 152 | 2 | 311 | 9 | 9 | ----- | 57 | 1 | 5 | ----- | 10 | ----- | 33 |
| 124 | 167 | 190 | 168 | 18 | 17 | 164 | 146 | 27 | 48 | 84 | 107 | 21 | 4 | 6 | 18 | 34 |
| 835 | 39 | 1,377 | 45 | 296 | 4 | 504 | 17 | 1,266 | 19 | 3,310 | 33 | 167 | 13 | 233 | 7 | 35 |
| 280 | 23 | 437 | 6 | 63 | 3 | 234 | 7 | 156 | 1 | 519 | 2 | 20 | 1 | 84 | ----- | 36 |
| 499 | 3 | 791 | 12 | 125 | ----- | 461 | 3 | 105 | 1 | 383 | ----- | 44 | ----- | 53 | ----- | 37 |
| 1,035 | 1 | 684 | 1 | 129 | ----- | 351 | 1 | 240 | ----- | 396 | ----- | 137 | ----- | 212 | ----- | 38 |
| 417 | 1 | 291 | 1 | 60 | ----- | 202 | ----- | 100 | ----- | 213 | ----- | 43 | ----- | 102 | ----- | 39 |
| 150 | ----- | 344 | ----- | 58 | ----- | 105 | 1 | 36 | ----- | 114 | ----- | 33 | ----- | 13 | ----- | 40 |
| 352 | ----- | 6 | ----- | 11 | ----- | 11 | ----- | 5 | ----- | 25 | ----- | 3 | ----- | 53 | ----- | 41 |
| 116 | ----- | 43 | ----- | 11 | ----- | 33 | ----- | 49 | ----- | 39 | ----- | 58 | ----- | 44 | ----- | 42 |
| 387 | 23 | 394 | 22 | 58 | 1 | 398 | 38 | 128 | 9 | 351 | 37 | 45 | ----- | 50 | 4 | 43 |
| 1,616 | 17 | 1,073 | 7 | 214 | 1 | 1,445 | 23 | 611 | 4 | 2,385 | 6 | 170 | ----- | 346 | 2 | 44 |
| 626 | 54 | 198 | 171 | 21 | 8 | 239 | 78 | 32 | 17 | 76 | 38 | 25 | 2 | 64 | 5 | 45 |
| 43 | 27 | 66 | 47 | 8 | 4 | 137 | 57 | 14 | 11 | 29 | 18 | 3 | ----- | 4 | 2 | 46 |
| 19 | 27 | 32 | 124 | 3 | 3 | 38 | 21 | 1 | 6 | 6 | 19 | ----- | 2 | 1 | 3 | 47 |
| 564 | ----- | 100 | ----- | 10 | 1 | 64 | ----- | 17 | ----- | 42 | 1 | 22 | ----- | 59 | ----- | 48 |
| 526 | 553 | 649 | 847 | 61 | 128 | 414 | 307 | 113 | 205 | 280 | 633 | 51 | 11 | 64 | 37 | 49 |
| 927 | 156 | 904 | 73 | 192 | 13 | 900 | 18 | 832 | 84 | 1,527 | 221 | 185 | 3 | 254 | 61 | 50 |
| 308 | 102 | 325 | 56 | 98 | 12 | 782 | 12 | 446 | 81 | 511 | 214 | 82 | 3 | 119 | 44 | 51 |
| 61 | 8 | 57 | 2 | 13 | ----- | ----- | ----- | 74 | 2 | 74 | 2 | ----- | ----- | 18 | 1 | 52 |
| 385 | 32 | 157 | 2 | 30 | ----- | 2 | ----- | 243 | 2 | 634 | 3 | 80 | ----- | 106 | 15 | 53 |
| 173 | 14 | 365 | 13 | 51 | 1 | 116 | 6 | 117 | 1 | 308 | 2 | 23 | ----- | 11 | 1 | 54 |
| 1,313 | 172 | 1,397 | 122 | 273 | 7 | 881 | 56 | 665 | 21 | 2,885 | 43 | 105 | 4 | 202 | 15 | 55 |
| 827 | 2,798 | 915 | 5,064 | 200 | 717 | 390 | 1,598 | 728 | 1,669 | 2,379 | 5,502 | 201 | 378 | 280 | 632 | 56 |
| 764 | 2,794 | 759 | 5,063 | 187 | 717 | 329 | 1,598 | 696 | 1,669 | 2,896 | 5,491 | 199 | 378 | 276 | 632 | 57 |
| 63 | 4 | 156 | 1 | 13 | ----- | 61 | ----- | 32 | ----- | 83 | 11 | 2 | ----- | 4 | ----- | 53 |
| 107 | 26 | 141 | 32 | 23 | 3 | 50 | 50 | 30 | 11 | 72 | 4 | 12 | 6 | 15 | 1 | 59 |
| 65 | ----- | 99 | ----- | 20 | ----- | 35 | ----- | 20 | ----- | 52 | ----- | 6 | ----- | 8 | ----- | 60 |
| 42 | 26 | 42 | 32 | 3 | 3 | 15 | 30 | 10 | 11 | 20 | 4 | 6 | 6 | 7 | 1 | 61 |
| 27,970 | 13,781 | 45,022 | 30,295 | 10,587 | 6,425 | 23,527 | 25,349 | 32,413 | 17,919 | 73,709 | 89,445 | 14,221 | 1,993 | 8,859 | 1,913 | 62 |
| 1,269 | 146 | 1,834 | 73 | 326 | 8 | 860 | 89 | 547 | 6 | 1,437 | 23 | 200 | 7 | 259 | 2 | 63 |
| 927 | 5 | 1,551 | 9 | 163 | ----- | 531 | 5 | 331 | 1 | 608 | 4 | 51 | ----- | 259 | ----- | 64 |
| 259 | 1,650 | 1,168 | 1,158 | 10 | 207 | 40 | 480 | 101 | 525 | 168 | 1,107 | 26 | 35 | 70 | 132 | 65 |
| 456 | 203 | 473 | 47 | 115 | 5 | 139 | 21 | 200 | 127 | 302 | 161 | 48 | 6 | 178 | 57 | 66 |
| 49 | 1,176 | 165 | 3,374 | 31 | 496 | 96 | 529 | 44 | 467 | 103 | 1,659 | 128 | 137 | 6 | 242 | 67 |
| 573 | 30 | 956 | 34 | 107 | 7 | 511 | 40 | 95 | 9 | 491 | 34 | 30 | 2 | 40 | ----- | 68 |
| 549 | 30 | 811 | 33 | 88 | 6 | 443 | 40 | 69 | 9 | 385 | 30 | 27 | 2 | 40 | ----- | 69 |
| 24 | ----- | 145 | 1 | 19 | 1 | 68 | ----- | 26 | ----- | 106 | 4 | 3 | ----- | ----- | ----- | 70 |
| 17,571 | 355 | 31,120 | 1,204 | 8,233 | 271 | 12,476 | 263 | 26,554 | 2,350 | 53,237 | 18,872 | 9,396 | 182 | 5,993 | 30 | 71 |
| 125 | ----- | 179 | ----- | 14 | ----- | 152 | ----- | 11 | ----- | 110 | ----- | 8 | ----- | 6 | ----- | 72 |
| 29 | ----- | 237 | ----- | 24 | ----- | 51 | ----- | 12 | ----- | 48 | ----- | 1 | ----- | 1 | ----- | 73 |
| 17,417 | 355 | 30,374 | 1,204 | 8,229 | 271 | 12,258 | 263 | 25,700 | 2,347 | 57,377 | 18,871 | 8,608 | 178 | 5,986 | 30 | 74 |
| ----- | ----- | 230 | ----- | 6 | ----- | 6 | ----- | 267 | ----- | 531 | ----- | 722 | ----- | 75 | ----- | 75 |
| ----- | ----- | 100 | ----- | 7 | ----- | 9 | ----- | 564 | 3 | 171 | ----- | 63 | ----- | 76 | ----- | 76 |

STATISTICS OF POPULATION.

TABLE 93.—TOTAL PERSONS 10 YEARS OF AGE AND OVER ENGAGED IN EACH SPECIFIED

| OCCUPATIONS. | ALABAMA. | | ALASKA. | | ARIZONA. | | ARKANSAS. | | CALIFORNIA. | |
|---|----------|----------|---------|----------|----------|----------|-----------|----------|-------------|----------|
| | Males. | Females. | Males. | Females. | Males. | Females. | Males. | Females. | Males. | Females. |
| Domestic and personal service—Continued. | | | | | | | | | | |
| 1 Launderers and laundresses..... | 240 | 17,427 | 30 | 53 | 289 | 453 | 201 | 5,884 | 6,966 | 8,144 |
| 2 Laundry work (hand)..... | 183 | 17,410 | 27 | 52 | 283 | 439 | 139 | 5,797 | 5,868 | 2,623 |
| 3 Laundry work (steam)..... | 57 | 17 | 3 | 1 | 6 | 14 | 62 | 87 | 1,098 | 521 |
| 4 Nurses and midwives..... | 101 | 2,009 | 8 | 13 | 14 | 121 | 43 | 589 | 562 | 4,050 |
| 5 Nurses (trained)..... | 8 | 55 | 1 | 1 | 2 | 12 | 3 | 29 | 65 | 618 |
| 6 Nurses (not specified)..... | 93 | 1,684 | 8 | 11 | 12 | 104 | 45 | 464 | 497 | 3,351 |
| 7 Midwives..... | 8 | 270 | 1 | 1 | 2 | 5 | 15 | 56 | 81 | 81 |
| 8 Restaurant keepers..... | 216 | 104 | 50 | 14 | 172 | 18 | 281 | 69 | 1,355 | 229 |
| 9 Saloon keepers..... | 298 | 5 | 96 | 1 | 379 | 4 | 357 | 3 | 4,437 | 193 |
| 10 Servants and waiters..... | 5,343 | 22,921 | 622 | 187 | 1,141 | 623 | 3,305 | 11,139 | 18,338 | 19,741 |
| 11 Servants..... | 4,777 | 22,816 | 441 | 163 | 960 | 546 | 2,377 | 11,029 | 15,471 | 18,037 |
| 12 Waiters..... | 566 | 105 | 181 | 19 | 181 | 82 | 428 | 170 | 2,867 | 1,704 |
| 13 Soldiers, sailors, and marines (U. S.)..... | 267 | | 1,082 | | 896 | | 211 | | 3,236 | |
| 14 Soldiers (U. S.)..... | 264 | | 1,049 | | 896 | | 208 | | 2,262 | |
| 15 Sailors (U. S.)..... | 8 | | 4 | | | | 3 | | 846 | |
| 16 Marines (U. S.)..... | 5 | | 29 | | | | | | 128 | |
| 17 Watchmen, policemen, firemen, etc..... | 1,260 | 4 | 77 | | 167 | | 851 | 2 | 3,611 | 24 |
| 18 Watchmen, policemen, and detectives..... | 1,157 | 4 | 77 | | 167 | | 733 | 2 | 3,052 | 24 |
| 19 Firemen (fire department)..... | 103 | | | | | | 68 | | 559 | |
| 20 Other domestic and personal service..... | 219 | 20 | 7,043 | 1,274 | 43 | 4 | 341 | 55 | 1,681 | 322 |
| 21 Bootblacks..... | 116 | | | | 13 | | 72 | 1 | 496 | 2 |
| 22 Hunters, trappers, guides, and scouts..... | 10 | | 7,020 | 1,271 | 7 | | 44 | | 159 | 1 |
| 23 Not specified..... | 93 | 20 | 23 | 3 | 28 | 4 | 225 | 53 | 1,026 | 319 |
| 24 Trade and transportation..... | 49,091 | 2,227 | 2,464 | 44 | 7,491 | 241 | 33,949 | 1,421 | 127,479 | 13,133 |
| 25 Agents..... | 2,038 | 54 | 49 | | 154 | 5 | 1,408 | 46 | 7,184 | 840 |
| 26 Agents (insurance and real estate)..... | 851 | 14 | 20 | | 95 | 1 | 633 | 7 | 3,573 | 87 |
| 27 Agents (not specified)..... | 1,187 | 40 | 29 | | 56 | 4 | 775 | 39 | 3,611 | 253 |
| 28 Bankers and brokers..... | 580 | 2 | 36 | 2 | 120 | 2 | 413 | | 4,234 | 9 |
| 29 Bankers and brokers (money and stocks)..... | 330 | 1 | 36 | 2 | 105 | 2 | 359 | | 4,028 | 7 |
| 30 Brokers (commercial)..... | 190 | 1 | | | 15 | | 54 | | 256 | 2 |
| 31 Boatmen and sailors..... | 564 | 1 | 1,059 | | 29 | | 204 | | 7,682 | 4 |
| 32 Boatmen and canalmen..... | 107 | | 31 | | 18 | | 30 | | 195 | 1 |
| 33 Pilots..... | 79 | | 72 | | 1 | | 39 | | 103 | |
| 34 Sailors ¹ | 373 | 1 | 956 | | 10 | | 135 | | 7,384 | 3 |
| 35 Bookkeepers and accountants ¹ | 1,901 | 179 | 99 | 10 | 327 | 39 | 1,194 | 137 | 6,902 | 2,109 |
| 36 Clerks and copyists ¹ | 4,005 | 300 | 243 | 5 | 653 | 55 | 2,027 | 117 | 14,195 | 1,467 |
| 37 Clerks and copyists..... | 3,560 | 298 | 221 | 5 | 621 | 55 | 1,715 | 113 | 12,777 | 1,447 |
| 38 Clerks (shipping)..... | 123 | | 1 | | 11 | | 88 | | 713 | 12 |
| 39 Letter and mail carriers..... | 317 | 2 | 21 | | 26 | | 224 | 4 | 705 | 3 |
| 40 Commercial travelers..... | 938 | 4 | 7 | | 28 | | 696 | 9 | 2,176 | 23 |
| 41 Draymen, hackmen, teamsters, etc..... | 6,329 | 23 | 110 | | 1,262 | | 5,424 | 18 | 14,429 | 32 |
| 42 Draymen, teamsters, and expressmen..... | 5,969 | 20 | 110 | | 1,193 | | 5,236 | 18 | 13,531 | 31 |
| 43 Carriage and hack drivers..... | 360 | 3 | | | 64 | | 138 | | 898 | 1 |
| 44 Foremen and overseers..... | 846 | | 16 | | 178 | | 608 | 1 | 1,324 | 39 |
| 45 Foremen and overseers (livery stable)..... | 26 | | | | 3 | | 12 | | 53 | |
| 46 Foremen and overseers (steam railroad)..... | 784 | | 10 | | 163 | | 543 | | 813 | |
| 47 Foremen and overseers (street railway)..... | 10 | | | | | | 2 | | 20 | |
| 48 Foremen and overseers (not specified)..... | 26 | | 6 | | 7 | | 46 | 1 | 438 | 39 |
| 49 Hostlers..... | 615 | 1 | 3 | | 75 | | 495 | 2 | 2,122 | 2 |
| 50 Hucksters and peddlers..... | 489 | 69 | | | 45 | | 274 | 15 | 1,947 | 38 |
| 51 Livery stable keepers..... | 334 | 1 | | | 76 | | 292 | 2 | 1,083 | 10 |
| 52 Merchants and dealers (except wholesale)..... | 9,128 | 308 | 478 | 14 | 1,166 | 32 | 7,608 | 177 | 23,551 | 1,102 |
| 53 Boots and shoes..... | 63 | | | | 6 | | 34 | | 375 | 11 |
| 54 Cigars and tobacco..... | 38 | 1 | 8 | 1 | 4 | | 25 | | 341 | 15 |
| 55 Clothing and men's furnishings..... | 89 | | | | 8 | | 47 | 1 | 409 | 8 |
| 56 Coal and wood..... | 137 | 6 | 4 | | 8 | 2 | 44 | 1 | 732 | 8 |
| 57 Drugs and medicines..... | 587 | 5 | 21 | 1 | 99 | 1 | 657 | 11 | 1,793 | 52 |
| 58 Dry goods, fancy goods, and notions..... | 890 | 27 | | | 38 | 2 | 773 | 22 | 1,063 | 175 |
| 59 General store..... | 780 | 16 | 4 | | 127 | 2 | 732 | 17 | 1,116 | 45 |
| 60 Groceries..... | 1,965 | 124 | 3 | | 132 | 6 | 1,230 | 45 | 4,341 | 251 |
| 61 Liquors and wines..... | 64 | 1 | | | 21 | | 43 | | 949 | 21 |
| 62 Lumber..... | 124 | 1 | 1 | | 32 | | 136 | 1 | 339 | 3 |
| 63 Produce and provisions..... | 149 | 9 | 1 | | 18 | 1 | 97 | 4 | 995 | 28 |
| 64 Not specified..... | 4,242 | 118 | 436 | 12 | 673 | 13 | 3,725 | 76 | 10,598 | 435 |
| 65 Merchants and dealers (wholesale)..... | 241 | 1 | 5 | | 24 | | 156 | 1 | 1,424 | 9 |
| 66 Messengers and errand and office boys..... | 543 | 7 | 7 | | 22 | 1 | 178 | 2 | 1,637 | 63 |
| 67 Bundle and cash boys..... | 44 | 1 | | | 3 | | 13 | | 400 | 43 |
| 68 Messengers..... | 355 | 5 | 4 | | 16 | | 127 | 1 | 1,026 | 11 |
| 69 Office boys..... | 149 | 1 | 3 | | 3 | 1 | 38 | 1 | 211 | 9 |
| 70 Officials of banks and companies..... | 755 | 17 | 46 | | 134 | 1 | 457 | 6 | 3,010 | 44 |
| 71 Bank officials and cashiers..... | 116 | 3 | | | 17 | 1 | 126 | 2 | 359 | 2 |
| 72 Officials (insurance and trust companies, etc.)..... | 43 | | | | 2 | | 11 | | 187 | 6 |
| 73 Officials (trade companies)..... | 264 | 3 | 4 | | 23 | | 79 | 1 | 1,172 | 21 |
| 74 Officials (transportation companies)..... | 332 | 11 | 42 | | 37 | | 241 | 3 | 1,292 | 15 |
| 75 Packers and shippers..... | 98 | 11 | 55 | | 83 | 2 | 98 | 4 | 1,624 | 641 |
| 76 Porters and helpers (in stores, etc.)..... | 1,527 | 12 | 17 | | 42 | | 601 | 2 | 1,311 | 20 |
| 77 Salesmen and saleswomen..... | 5,461 | 781 | 56 | 1 | 623 | 44 | 4,196 | 433 | 13,914 | 3,235 |

¹ See explanatory notes in table 91.

OCCUPATIONS.

OCCUPATION (IN DETAIL), CLASSIFIED BY SEX, BY STATES AND TERRITORIES: 1900—Continued.

| COLORADO. | | CONNECTICUT. | | DELAWARE. | | DISTRICT OF COLUMBIA. | | FLORIDA. | | GEORGIA. | | HAWAII. | | IDAHO. | |
|-----------|----------|--------------|----------|-----------|----------|-----------------------|----------|----------|----------|----------|----------|---------|----------|--------|----------|
| Males. | Females. | Males. | Females. | Males. | Females. | Males. | Females. | Males. | Females. | Males. | Females. | Males. | Females. | Males. | Females. |
| 712 | 1,599 | 900 | 2,541 | 72 | 614 | 474 | 7,192 | 239 | 7,359 | 452 | 30,597 | 588 | 374 | 232 | 180 |
| 558 | 1,519 | 756 | 2,457 | 60 | 595 | 484 | 7,148 | 208 | 7,321 | 863 | 30,432 | 581 | 373 | 214 | 172 |
| 154 | 80 | 144 | 84 | 12 | 19 | 40 | 44 | 31 | 38 | 89 | 115 | 7 | 1 | 18 | 8 |
| 74 | 1,171 | 272 | 2,582 | 29 | 264 | 281 | 1,311 | 51 | 711 | 208 | 3,690 | 17 | 181 | 10 | 134 |
| 6 | 135 | 11 | 234 | 25 | 25 | 15 | 172 | 3 | 25 | 9 | 147 | 14 | 14 | 6 | 6 |
| 68 | 1,024 | 261 | 2,323 | 29 | 231 | 216 | 1,091 | 48 | 509 | 194 | 3,331 | 17 | 167 | 10 | 109 |
| | 12 | 25 | 25 | | 8 | | 48 | | 177 | | 212 | | | 19 | 7 |
| 391 | 102 | 319 | 26 | 78 | 6 | 287 | 94 | 202 | 96 | 294 | 208 | 112 | 2 | 81 | 27 |
| 1,274 | 17 | 1,373 | 28 | 103 | 8 | 325 | 13 | 119 | 119 | 240 | 2 | 81 | | 321 | 1 |
| 3,051 | 7,202 | 3,029 | 19,013 | 604 | 4,527 | 4,898 | 15,231 | 2,145 | 6,245 | 7,595 | 33,016 | 2,768 | 1,059 | 910 | 1,056 |
| 2,410 | 6,440 | 2,347 | 17,975 | 402 | 4,488 | 3,066 | 14,979 | 1,686 | 6,131 | 6,471 | 32,832 | 2,586 | 1,052 | 780 | 940 |
| 641 | 762 | 682 | 1,088 | 202 | 39 | 1,832 | 252 | 509 | 114 | 1,124 | 184 | 177 | 7 | 180 | 116 |
| 245 | | 391 | | 197 | | 745 | | 743 | | 593 | | 245 | | 339 | |
| 239 | | 328 | | 152 | | 410 | | 673 | | 570 | | 245 | | 333 | |
| 5 | | 49 | | 33 | | 182 | | 66 | | 20 | | | | 6 | |
| 1 | | 14 | | 12 | | 153 | | 4 | | 3 | | | | | |
| 899 | 1 | 2,079 | 8 | 368 | | 1,667 | 4 | 753 | 1 | 2,597 | 3 | 513 | | 117 | 1 |
| 744 | 1 | 1,896 | 8 | 362 | | 1,547 | 4 | 701 | 1 | 2,287 | 3 | 471 | | 117 | 1 |
| 155 | | 183 | | 6 | | 120 | | 52 | | 310 | | 42 | | | |
| 220 | 74 | 392 | 198 | 101 | 12 | 197 | 72 | 289 | 22 | 384 | 69 | 73 | 8 | 44 | 1 |
| 43 | | 172 | | 19 | | 48 | | 24 | | 192 | | 13 | | 3 | |
| 28 | | 4 | | 2 | | 1 | | 212 | 4 | 12 | | 1 | | 23 | |
| 154 | 74 | 216 | 198 | 80 | 12 | 148 | 72 | 53 | 18 | 180 | 69 | 59 | 8 | 13 | 1 |
| 49,123 | 3,982 | 61,656 | 10,058 | 10,172 | 1,315 | 32,640 | 7,913 | 22,288 | 902 | 67,296 | 3,627 | 6,668 | 182 | 7,635 | 368 |
| 2,675 | 150 | 2,914 | 177 | 492 | 13 | 1,511 | 62 | 710 | 37 | 3,201 | 108 | 112 | 4 | 222 | 16 |
| 1,569 | 30 | 1,800 | 29 | 327 | 2 | 905 | 18 | 418 | 21 | 1,530 | 24 | 53 | | 137 | 5 |
| 1,106 | 120 | 1,114 | 148 | 165 | 11 | 608 | 44 | 292 | 16 | 1,671 | 84 | 59 | 4 | 85 | 11 |
| 1,261 | 12 | 1,107 | 4 | 133 | | 323 | 1 | 281 | 1 | 957 | 4 | 66 | 3 | 153 | 28 |
| 1,177 | 12 | 1,088 | 3 | 124 | | 290 | | 232 | | 737 | 4 | 63 | 3 | 153 | 29 |
| 84 | | 24 | 1 | 14 | | 33 | 1 | 49 | 1 | 220 | 4 | 3 | | | 30 |
| 37 | | 1,172 | 1 | 483 | | 223 | | 1,515 | 2 | 703 | 1 | 470 | 1 | 57 | 1 |
| 5 | | 34 | 1 | 49 | | 27 | | 209 | | 59 | | 29 | | 7 | |
| 5 | | 73 | | 66 | | 24 | | 127 | | 103 | | 7 | | 6 | |
| 29 | | 1,015 | | 368 | | 172 | | 1,179 | 2 | 541 | 1 | 434 | 1 | 44 | 1 |
| 2,078 | 502 | 3,421 | 1,885 | 296 | 191 | 837 | 482 | 786 | 88 | 2,685 | 286 | 493 | 23 | 267 | 36 |
| 3,981 | 574 | 8,162 | 1,347 | 1,545 | 243 | 11,523 | 4,697 | 2,057 | 140 | 6,934 | 520 | 1,203 | 18 | 408 | 35 |
| 3,588 | 567 | 6,615 | 1,311 | 1,416 | 241 | 11,234 | 4,695 | 1,851 | 140 | 6,222 | 510 | 1,177 | 18 | 354 | 37 |
| 146 | 2 | 1,171 | 33 | 57 | 1 | 61 | 2 | 50 | | 291 | 6 | 4 | | 3 | 38 |
| 247 | 5 | 376 | 3 | 72 | 1 | 223 | | 156 | | 421 | 4 | 22 | | 51 | 1 |
| 803 | 8 | 1,134 | 13 | 94 | 1 | 197 | 7 | 254 | 3 | 1,531 | 9 | 8 | | 47 | 1 |
| 6,043 | 17 | 8,853 | 14 | 923 | 1 | 3,994 | 12 | 3,523 | 6 | 8,505 | 29 | 1,261 | 2 | 1,210 | 2 |
| 5,792 | 15 | 7,806 | 14 | 834 | | 3,283 | 12 | 3,261 | 4 | 7,637 | 23 | 1,041 | 2 | 1,165 | 2 |
| 251 | 2 | 1,047 | | 89 | 1 | 711 | | 262 | 2 | 868 | 1 | 220 | | 45 | 43 |
| 866 | 7 | 580 | 16 | 118 | 5 | 154 | 1 | 464 | 4 | 978 | 8 | 35 | | 173 | 44 |
| 33 | | 53 | | 13 | | 44 | | 5 | | 22 | | 7 | | | 45 |
| 728 | | 282 | | 89 | | 48 | | 394 | | 736 | | 11 | | 161 | 46 |
| 10 | | 18 | | 1 | | 8 | | 2 | | 11 | | | | 1 | 47 |
| 95 | 7 | 227 | 16 | 15 | 5 | 54 | 1 | 63 | 4 | 209 | 8 | 17 | | 11 | 48 |
| 424 | 2 | 1,440 | 1 | 269 | | 410 | | 163 | 1 | 681 | 3 | 247 | | 67 | 49 |
| 484 | 29 | 1,835 | 50 | 128 | 1 | 526 | 10 | 149 | 4 | 769 | 257 | 200 | 22 | 21 | 1 |
| 452 | 5 | 450 | 3 | 90 | | 92 | 2 | 182 | 2 | 454 | 2 | 24 | | 148 | 51 |
| 7,124 | 273 | 10,361 | 408 | 2,100 | 239 | 3,945 | 417 | 4,313 | 159 | 12,464 | 415 | 1,452 | 34 | 1,460 | 34 |
| 80 | 1 | 292 | 6 | 36 | 1 | 57 | | 30 | | 93 | 1 | | | 12 | 53 |
| 185 | 8 | 160 | 5 | 75 | 25 | 149 | 5 | 20 | | 43 | 2 | 7 | | 14 | 54 |
| 191 | 3 | 355 | 2 | 60 | 1 | 84 | 3 | 32 | | 122 | 4 | 2 | | 14 | 55 |
| 245 | | 353 | 2 | 51 | 1 | 149 | 5 | 60 | 2 | 270 | 5 | 2 | | 42 | 56 |
| 654 | 16 | 764 | 13 | 137 | 3 | 399 | 3 | 293 | 5 | 739 | 5 | 50 | | 188 | 6 |
| 335 | 35 | 369 | 56 | 54 | 40 | 102 | 48 | 244 | 13 | 911 | 22 | 20 | | 64 | 4 |
| 276 | 11 | 130 | 6 | 106 | 8 | 14 | 3 | 325 | 8 | 781 | 14 | 19 | | 211 | 3 |
| 1,555 | 94 | 2,309 | 137 | 484 | 80 | 1,025 | 185 | 1,007 | 42 | 2,657 | 140 | 74 | 1 | 200 | 5 |
| 160 | 1 | 280 | 1 | 33 | | 47 | 1 | 35 | | 78 | 2 | 11 | | 33 | 61 |
| 176 | 2 | 221 | | 61 | 1 | 34 | | 62 | | 182 | | 1 | | 22 | 62 |
| 223 | 4 | 766 | 11 | 78 | 3 | 338 | 19 | 107 | 3 | 257 | 4 | 13 | | 40 | 63 |
| 3,044 | 98 | 4,362 | 164 | 975 | 76 | 1,547 | 145 | 2,098 | 86 | 6,331 | 216 | 1,248 | 33 | 670 | 16 |
| 545 | | 369 | 1 | 83 | | 176 | 1 | 124 | | 481 | | 10 | | 47 | 65 |
| 400 | 60 | 749 | 64 | 141 | 2 | 1,345 | 37 | 234 | 6 | 934 | 26 | 54 | | 20 | 66 |
| 77 | 48 | 53 | 43 | 5 | 5 | 103 | 17 | 10 | | 97 | 10 | 11 | | | 67 |
| 243 | 7 | 511 | 18 | 109 | 1 | 1,201 | 19 | 177 | 6 | 576 | 12 | 19 | | 19 | 68 |
| 80 | 5 | 185 | 3 | 27 | 1 | 41 | 1 | 47 | | 321 | 4 | 24 | | 1 | 69 |
| 1,019 | 20 | 1,025 | 21 | 241 | 1 | 390 | 4 | 375 | 6 | 1,406 | 11 | 122 | | 124 | 3 |
| 140 | 6 | 210 | | 38 | | 28 | | 56 | | 243 | 1 | 1 | | 36 | 1 |
| 77 | | 119 | 2 | 35 | 1 | 70 | | 3 | | 50 | 2 | | | | 72 |
| 332 | 11 | 272 | 10 | 50 | | 126 | 3 | 54 | | 293 | 2 | 86 | | 30 | 73 |
| 470 | 3 | 424 | 9 | 118 | | 166 | 1 | 262 | | 820 | 7 | 35 | | 58 | 2 |
| 138 | 31 | 842 | 1,318 | 56 | 8 | 35 | 10 | 197 | 9 | 242 | 45 | 4 | | 37 | 75 |
| 368 | 2 | 315 | 12 | 39 | 1 | 921 | 4 | 332 | 3 | 2,741 | 12 | 66 | | 10 | 76 |
| 4,123 | 1,134 | 7,981 | 2,740 | 684 | 419 | 2,644 | 1,320 | 1,763 | 202 | 6,313 | 970 | 561 | 25 | 615 | 153 |

STATISTICS OF POPULATION.

TABLE 93.—TOTAL PERSONS 10 YEARS OF AGE AND OVER ENGAGED IN EACH SPECIFIED

| OCCUPATIONS. | ALABAMA. | | ALASKA. | | ARIZONA. | | ARKANSAS. | | CALIFORNIA. | |
|---|----------|----------|---------|----------|----------|----------|-----------|----------|-------------|----------|
| | Males. | Females. | Males. | Females. | Males. | Females. | Males. | Females. | Males. | Females. |
| Trade and transportation—Continued. | | | | | | | | | | |
| 1 Steam railroad employees | 10,779 | 43 | 149 | | 2,211 | | 6,509 | 12 | 11,196 | 44 |
| 2 Baggage men | 120 | | | | 11 | | 61 | | 332 | |
| 3 Brakemen | 704 | | 2 | | 182 | | 657 | | 1,011 | 1 |
| 4 Conductors | 523 | | | | 110 | | 373 | | 943 | |
| 5 Engineers and firemen | 1,710 | 2 | 16 | | 413 | | 1,078 | | 2,084 | |
| 6 Laborers | 6,226 | 33 | 124 | | 1,324 | | 3,606 | 7 | 5,231 | 6 |
| 7 Station agents and employees | 716 | 8 | 6 | | 108 | | 442 | 5 | 873 | 37 |
| 8 Switchmen, yardmen, and flagmen | 730 | | 1 | | 63 | | 292 | | 722 | |
| 9 Stenographers and typewriters ¹ | 271 | 282 | 7 | 11 | 45 | 89 | 130 | 227 | 784 | 2,737 |
| 10 Stenographers | 261 | 266 | 7 | 10 | 44 | 35 | 125 | 207 | 677 | 2,412 |
| 11 Typewriters | 10 | 16 | | 1 | 1 | 4 | 5 | 20 | 57 | 325 |
| 12 Street railway employees | 343 | | | | 24 | | 103 | | 2,568 | 1 |
| 13 Conductors | 72 | | | | 4 | | 11 | | 975 | |
| 14 Drivers | 9 | | | | 1 | | 7 | | 38 | |
| 15 Laborers | 39 | | | | 4 | | 1 | | 73 | |
| 16 Motormen | 220 | | | | 15 | | 75 | | 1,439 | |
| 17 Station agents and employees | 3 | | | | | | 4 | | 43 | 1 |
| 18 Telegraph and telephone linemen | 121 | | 1 | | 9 | | 104 | | 362 | |
| 19 Telegraph and telephone operators | 730 | 124 | 6 | 1 | 112 | 20 | 373 | 156 | 984 | 1,101 |
| 20 Telegraph operators | 698 | 53 | 6 | | 107 | 10 | 342 | 41 | 823 | 279 |
| 21 Telephone operators | 22 | 66 | | 1 | 5 | 10 | 36 | 115 | 111 | 322 |
| 22 Undertakers | 93 | 1 | 1 | | 15 | | 76 | 1 | 445 | 17 |
| 23 Other persons in trade and transportation | 367 | 6 | 14 | | 23 | 1 | 323 | 3 | 1,441 | 46 |
| 24 Auctioneers | 11 | | 3 | | 2 | | 7 | | 73 | |
| 25 Decorators, drapers, and window dressers | 9 | 1 | | | 1 | | 5 | | 89 | 13 |
| 26 Newspaper carriers and newsboys | 57 | 2 | 4 | | 2 | | 61 | | 342 | 1 |
| 27 Weighers, gaugers, and measurers | 123 | | | | 8 | | 36 | 1 | 171 | 2 |
| 28 Not specified | 162 | 3 | 7 | | 10 | 1 | 214 | 2 | 766 | 30 |
| 29 Manufacturing and mechanical pursuits ¹ | 68,918 | 9,698 | 15,466 | 1,854 | 14,021 | 1,990 | 32,551 | 2,984 | 142,422 | 20,691 |
| <i>Building trades.</i> | | | | | | | | | | |
| 30 Carpenters and joiners | 7,497 | 11 | 502 | | 1,012 | 2 | 4,187 | 5 | 15,893 | 23 |
| 31 Carpenters and joiners | 7,367 | 11 | 490 | | 1,004 | 2 | 4,153 | 5 | 14,836 | 23 |
| 32 Ship carpenters | 90 | | 12 | | 3 | | 13 | | 951 | |
| 33 Apprentices and helpers | 40 | | | | 5 | | 21 | | 106 | |
| 34 Masons (brick and stone) | 1,535 | | 9 | | 255 | 1 | 670 | 1 | 1,773 | 1 |
| 35 Masons | 1,459 | | 9 | | 252 | 1 | 639 | | 1,660 | 1 |
| 36 Masons' laborers | 50 | | | | 3 | | 29 | 1 | 99 | |
| 37 Apprentices and helpers | 26 | | | | 2 | | 2 | | 14 | |
| 38 Painters, glaziers, and varnishers | 1,563 | 4 | 39 | | 194 | | 994 | 12 | 6,373 | 16 |
| 39 Painters, glaziers, and varnishers | 1,502 | 3 | 39 | | 187 | | 970 | 12 | 6,364 | 16 |
| 40 Painters (carriages and wagons) | 49 | 1 | | | 7 | | 21 | | 465 | |
| 41 Apprentices and helpers | 12 | | | | 7 | | 3 | | 44 | |
| 42 Paper hangers | 79 | | 11 | | 10 | | 64 | | 413 | 2 |
| 43 Paper hangers | 79 | | 11 | | 10 | | 64 | | 408 | 2 |
| 44 Apprentices and helpers | | | | | | | | | 5 | |
| 45 Plasterers | 275 | 1 | 2 | | 34 | | 102 | | 735 | 1 |
| 46 Plasterers | 274 | 1 | 2 | | 34 | | 102 | | 730 | 1 |
| 47 Apprentices and helpers | 1 | | | | | | | | 5 | |
| 48 Plumbers and gas and steam fitters | 418 | | 12 | | 80 | | 171 | | 3,440 | 1 |
| 49 Plumbers and gas and steam fitters | 386 | | 12 | | 78 | | 161 | | 3,266 | 1 |
| 50 Apprentices and helpers | 32 | | | | 2 | | 10 | | 174 | |
| 51 Roofers and slaters | 20 | | | | | | 12 | | 126 | |
| 52 Roofers and slaters | 20 | | | | | | 12 | | 125 | |
| 53 Apprentices and helpers | | | | | | | | | 1 | |
| 54 Mechanics (not otherwise specified) | 277 | 1 | 10 | | 15 | | 143 | | 302 | |
| <i>Chemical and allied products.</i> | | | | | | | | | | |
| 55 Oil well and oil works employees | 260 | 2 | | | | | 166 | 1 | 1,002 | |
| 56 Oil well employees | 2 | | | | | | 1 | 1 | 332 | |
| 57 Oil works employees | 258 | 2 | | | | | 165 | | 170 | |
| 58 Other chemical workers | 118 | | | | 1 | | | | 895 | 22 |
| 59 Chemical works employees | 48 | | | | 1 | | | | 109 | 7 |
| 60 Fertilizer makers | 54 | | | | | | | | 7 | |
| 61 Powder and cartridge makers | 16 | | | | | | | | 619 | 15 |
| 62 Salt works employees | | | | | | | | | 158 | |
| 63 Starch makers | | | | | | | | | 2 | |
| <i>Clay, glass, and stone products.</i> | | | | | | | | | | |
| 64 Brick and tile makers, etc | 645 | 3 | | | 47 | | 167 | 1 | 438 | |
| 65 Brick makers | 645 | 3 | | | 47 | | 160 | 1 | 419 | |
| 66 Tile makers | | | | | | | 7 | | 10 | |
| 67 Terra cotta workers | | | | | | | | | 9 | |
| 68 Glass workers | 3 | | 1 | | 1 | | 7 | | 231 | 3 |
| 69 Marble and stone cutters | 178 | | 2 | | 44 | | 160 | | 960 | |
| 70 Potters | 60 | 1 | | | 1 | 3 | 29 | | 235 | |
| <i>Fishing and mining.</i> | | | | | | | | | | |
| 71 Fishermen and oystermen ¹ | 607 | 5 | 3,232 | 1,331 | | | 402 | 2 | 1,955 | 14 |
| 72 Miners and quarrymen ¹ | 17,898 | 33 | 7,072 | 5 | 7,452 | 7 | 2,573 | 5 | 25,628 | 16 |
| 73 Miners (coal) | 11,733 | 18 | 2 | | 12 | | 2,079 | 5 | 500 | |
| 74 Miners (gold and silver) | 56 | | 7,066 | 5 | 1,968 | 3 | 19 | | 12,658 | 6 |
| 75 Miners (not otherwise specified) | 5,507 | 13 | | | 5,439 | 4 | 373 | | 12,119 | 10 |
| 76 Quarrymen | 602 | 2 | 4 | | 33 | | 102 | | 351 | |

¹See explanatory notes in table 91.

OCCUPATIONS.

OCCUPATION (IN DETAIL), CLASSIFIED BY SEX, BY STATES AND TERRITORIES: 1900—Continued.

| COLORADO. | | CONNECTICUT. | | DELAWARE. | | DISTRICT OF COLUMBIA. | | FLORIDA. | | GEORGIA. | | HAWAII. | | IDAHO. | |
|-----------|----------|--------------|----------|-----------|----------|-----------------------|----------|----------|----------|----------|----------|---------|----------|--------|----------|
| Males. | Females. | Males. | Females. | Males. | Females. | Males. | Females. | Males. | Females. | Males. | Females. | Males. | Females. | Males. | Females. |
| 8,011 | 16 | 5,745 | 25 | 1,648 | 1 | 1,185 | 35 | 3,797 | 18 | 11,515 | 28 | 162 | | 2,360 | 2 |
| 131 | | 459 | | 47 | | 84 | | 54 | | 204 | | | | 16 | |
| 852 | | 862 | | 232 | | 117 | | 145 | | 580 | | 14 | | 142 | |
| 694 | | 496 | | 140 | | 257 | | 194 | | 626 | | 4 | | 94 | |
| 2,025 | | 896 | | 300 | | 229 | | 626 | | 2,114 | | 42 | | 288 | |
| 2,986 | 11 | 2,019 | 16 | 639 | 1 | 354 | 35 | 2,147 | 8 | 6,153 | 20 | 75 | | 1,670 | |
| 656 | 5 | 478 | 9 | 109 | | 54 | | 332 | 10 | 821 | 8 | 20 | | 102 | 2 |
| 717 | | 535 | | 181 | | 140 | | 249 | | 1,017 | | 7 | | 48 | |
| 359 | 841 | 303 | 1,547 | 73 | 183 | 521 | 708 | 119 | 142 | 674 | 597 | 17 | 28 | 27 | 59 |
| 344 | 806 | 269 | 1,355 | 66 | 123 | 440 | 475 | 108 | 134 | 646 | 562 | 13 | 18 | 26 | 53 |
| 15 | 35 | 34 | 192 | 7 | 15 | 81 | 233 | 11 | 8 | 28 | 35 | 4 | 10 | 1 | 6 |
| 648 | | 1,291 | | 155 | | 817 | 1 | 119 | | 732 | 2 | 17 | | 27 | |
| 217 | | 442 | | 64 | | 264 | | 42 | | 290 | | 1 | | 5 | |
| 3 | | 4 | | 1 | | 4 | | 3 | | 6 | | 14 | | 3 | |
| 30 | | 79 | | 9 | | 32 | 1 | 8 | | 79 | 2 | | | 1 | |
| 293 | | 746 | | 81 | | 516 | | 66 | | 355 | | 2 | | 1 | |
| 105 | | 20 | | | | 1 | | | | 2 | | | | 1 | |
| 173 | | 203 | | 41 | | 42 | | 67 | | 247 | | 6 | | 19 | |
| 645 | 234 | 491 | 328 | 189 | 49 | 307 | 84 | 268 | 62 | 867 | 267 | 23 | 21 | 97 | 24 |
| 621 | 84 | 434 | 127 | 187 | 12 | 238 | 31 | 257 | 26 | 777 | 89 | 9 | | 92 | 6 |
| 24 | 150 | 57 | 201 | 2 | 37 | 19 | 53 | 11 | 36 | 90 | 178 | 14 | 21 | 5 | 18 |
| 188 | 3 | 235 | 5 | 79 | | 115 | | 47 | 2 | 114 | 3 | 9 | 1 | 19 | |
| 328 | 12 | 578 | 85 | 67 | 2 | 407 | 18 | 449 | 5 | 608 | 21 | 46 | | 22 | 1 |
| 19 | | 24 | | 9 | | 21 | | 13 | | 11 | | 2 | | 3 | |
| 37 | 1 | 50 | 2 | 6 | | 54 | 1 | | 2 | 17 | 3 | | | 1 | |
| 68 | 2 | 77 | | 15 | | 104 | 1 | 40 | | 118 | | 7 | | | |
| 50 | | 32 | | 3 | | 3 | | 2 | | 62 | 2 | 4 | | | |
| 159 | 9 | 375 | 75 | 29 | 2 | 223 | 16 | 394 | 3 | 400 | 16 | 33 | | 18 | 1 |
| 65,852 | 4,918 | 136,719 | 40,095 | 18,893 | 3,313 | 21,139 | 5,465 | 28,673 | 3,572 | 66,898 | 18,487 | 8,484 | 826 | 12,965 | 681 |
| 5,584 | 8 | 10,224 | 14 | 2,103 | 2 | 2,298 | 2 | 4,215 | 6 | 9,469 | 10 | 1,955 | | 1,264 | 1 |
| 5,561 | 8 | 9,724 | 14 | 1,786 | 1 | 2,249 | 2 | 4,089 | 6 | 9,381 | 9 | 1,927 | | 1,260 | 1 |
| 1 | | 416 | | 298 | | 24 | | 152 | | 49 | | 22 | | 2 | |
| 22 | | 84 | | 19 | 1 | 25 | | 24 | | 2 | | 2 | | 2 | |
| 1,390 | | 3,360 | | 393 | | 1,153 | 2 | 466 | | 1,913 | 1 | 230 | | 191 | |
| 1,249 | | 3,085 | | 348 | | 914 | 2 | 445 | | 1,863 | 1 | 230 | | 186 | |
| 118 | | 190 | | 41 | | 225 | | 4 | | 40 | | | | 3 | |
| 23 | | 85 | | 4 | | 14 | | 17 | | 10 | | | | 2 | |
| 1,656 | 6 | 6,116 | 137 | 940 | 31 | 1,441 | 4 | 813 | 3 | 2,546 | 6 | 402 | | 278 | 1 |
| 1,551 | 6 | 5,556 | 137 | 852 | 30 | 1,302 | 4 | 786 | 3 | 2,400 | 5 | 399 | | 264 | 1 |
| 93 | | 541 | | 78 | 1 | 128 | | 22 | | 136 | 1 | 3 | | 13 | |
| 12 | | 19 | | 10 | | 11 | | 5 | | 10 | | | | 1 | |
| 203 | | 140 | 1 | 93 | 1 | 363 | | 19 | | 107 | 1 | 2 | | 23 | |
| 203 | | 140 | 1 | 92 | 1 | 349 | | 19 | | 107 | 1 | 2 | | 23 | |
| | | | | 1 | | 14 | | | | | | | | | |
| 388 | | 121 | | 83 | 1 | 465 | | 64 | | 369 | 1 | 10 | | 42 | |
| 387 | | 120 | | 83 | 1 | 457 | | 64 | | 369 | | 10 | | 42 | |
| 1 | | 1 | | | | 8 | | | | 1 | | | | | |
| 710 | | 2,555 | | 366 | | 1,074 | | 229 | | 599 | | 76 | | 57 | |
| 680 | | 2,405 | | 325 | | 975 | | 216 | | 574 | | 76 | | 55 | |
| 30 | | 150 | | 41 | | 99 | | 13 | | 25 | | | | 2 | |
| 54 | | 136 | | 47 | | 31 | | 2 | | 31 | | 1 | | | |
| 54 | | 136 | | 46 | | 31 | | 2 | | 31 | | 1 | | | |
| | | | | 1 | | | | | | | | | | | |
| 63 | | 304 | | 8 | | 36 | | 83 | | 480 | 3 | 32 | | 12 | |
| 85 | 1 | 2 | | 9 | | | | | | 296 | 1 | | | | |
| 76 | | | | | | | | | | 9 | | | | | |
| 10 | 1 | 2 | | 9 | | | | | | 287 | 1 | | | | |
| 8 | | 446 | 658 | 130 | 5 | | 1 | 7 | | 177 | 2 | | | | |
| 8 | | 48 | 1 | 6 | 3 | | 1 | | | 57 | 2 | | | | |
| | | 5 | | 19 | | | | 6 | | 119 | | | | | |
| | | 344 | 657 | 105 | 2 | | | | | | | | | | |
| | | 49 | | | | | | | | | | | | | |
| | | | | | | | | | | | | | | | |
| 444 | 4 | 914 | | 265 | 2 | 195 | | 109 | 2 | 757 | 4 | 1 | | 62 | |
| 421 | 4 | 908 | | 267 | 2 | 188 | | 108 | 2 | 734 | 4 | 1 | | 62 | |
| 20 | | 6 | | 8 | | 2 | | 1 | | 5 | | | | | |
| 3 | | | | 5 | | 5 | | | | 18 | | | | | |
| 58 | | 222 | 64 | 78 | | 4 | 1 | 2 | | 34 | | | | | |
| 391 | 16 | 1,037 | | 102 | 2 | 272 | 1 | 27 | | 960 | 4 | 59 | | 44 | |
| 25 | 1 | 49 | 2 | 3 | | 27 | | 4 | | 144 | 1 | | | 2 | |
| | | | | | | | | | | | | | | | |
| 10 | | 1,040 | 1 | 439 | 5 | 34 | 1 | 1,805 | 9 | 682 | 13 | 1,057 | 12 | 11 | |
| 28,316 | 31 | 884 | 1 | 249 | 3 | 36 | | 1,193 | 1 | 1,756 | | 36 | | 6,962 | 1 |
| 5,140 | 7 | 15 | | | | 3 | | 2 | | 63 | | | | 21 | |
| 15,499 | 12 | 3 | | | | | | 2 | | 263 | | | | 4,067 | 1 |
| 7,272 | 10 | 94 | | 2 | | 18 | | 1,152 | | 1,173 | | 26 | | 2,858 | |
| '02 | 2 | 772 | 1 | 247 | 3 | 15 | | 37 | 1 | 257 | | 10 | | 16 | |

TABLE 93.—TOTAL PERSONS 10 YEARS OF AGE AND OVER ENGAGED IN EACH SPECIFIED

| OCCUPATIONS. | ALABAMA. | | ALASKA. | | ARIZONA. | | ARKANSAS. | | CALIFORNIA. | |
|---|----------|----------|---------|----------|----------|----------|-----------|----------|-------------|----------|
| | Males. | Females. | Males. | Females. | Males. | Females. | Males. | Females. | Males. | Females. |
| Manufacturing and mechanical pursuits ¹ —Con. | | | | | | | | | | |
| <i>Food and kindred products.</i> | | | | | | | | | | |
| 1 Bakers | 279 | 19 | 37 | 1 | 104 | 4 | 202 | 10 | 2,391 | 157 |
| 2 Butchers | 637 | | 44 | | 238 | 1 | 545 | 1 | 4,071 | 6 |
| 3 Butter and cheese makers | 20 | | | | 15 | 2 | 13 | 3 | 647 | 22 |
| 4 Confectioners | 98 | 14 | 1 | | 19 | 2 | 103 | 15 | 723 | 172 |
| 5 Millers | 755 | 2 | 1 | | 43 | | 466 | 1 | 525 | 2 |
| 6 Other food preparers | 13 | | 2,850 | 19 | 1 | | 4 | | 1,410 | 437 |
| 7 Fish curers and packers | | | 2,850 | 19 | | | 1 | | 50 | |
| 8 Meat and fruit canners and preservers | 1 | | | | 1 | | | | 593 | 420 |
| 9 Meat packers, curers, and picklers | 10 | | | | | | 1 | | 88 | 8 |
| 10 Sugar makers and refiners | 1 | | | | | | | | 604 | 3 |
| 11 Not specified | 1 | | | | | | 2 | | 75 | 6 |
| <i>Iron and steel and their products.</i> | | | | | | | | | | |
| 12 Blacksmiths | 2,969 | 2 | 112 | | 534 | 1 | 2,376 | | 7,488 | 2 |
| 13 Blacksmiths | 2,810 | 2 | 111 | | 512 | 1 | 2,351 | | 7,169 | 2 |
| 14 Apprentices and helpers | 159 | | 1 | | 22 | | 25 | | 319 | |
| 15 Iron and steel workers ¹ | 6,879 | 6 | 4 | | 51 | | 180 | 1 | 3,095 | 7 |
| 16 Iron and steel workers | 6,014 | 6 | 1 | | 32 | | 115 | 1 | 1,906 | 5 |
| 17 Molders ¹ | 865 | | 3 | | 19 | | 65 | | 1,189 | 2 |
| 18 Machinists | 2,267 | 2 | 101 | | 298 | | 856 | 1 | 6,070 | 15 |
| 19 Machinists | 2,110 | 2 | 99 | | 272 | | 802 | 1 | 5,599 | 13 |
| 20 Apprentices and helpers | 157 | | 2 | | 26 | | 54 | | 471 | 2 |
| 21 Steam boiler makers | 423 | | 1 | | 100 | | 94 | | 1,228 | |
| 22 Steam boiler makers | 366 | | 1 | | 84 | | 90 | | 1,148 | |
| 23 Helpers | 57 | | | | 16 | | 4 | | 80 | |
| 24 Stove, furnace, and grate makers | 102 | | | | 1 | | 19 | | 41 | |
| 25 Tool and cutlery makers | 77 | | | | 12 | | 195 | | 459 | |
| 26 Wheelwrights | 120 | | | | 14 | | 44 | | 285 | |
| 27 Wire workers | 39 | 1 | | | 2 | | 4 | | 175 | 1 |
| <i>Leather and its finished products.</i> | | | | | | | | | | |
| 28 Boot and shoe makers and repairers | 659 | 3 | 17 | | 107 | | 314 | 2 | 2,962 | 178 |
| 29 Boot and shoe factory operatives | 5 | | | | | | 1 | | 271 | 162 |
| 30 Shoemakers (not in shoe factory) | 651 | 3 | 17 | | 107 | | 313 | 2 | 2,675 | 11 |
| 31 Apprentices | 3 | | | | | | | | 16 | 5 |
| 32 Harness and saddle makers and repairers | 114 | | 2 | | 55 | 1 | 158 | | 1,279 | 8 |
| 33 Leather curriers and tanners | 102 | | 2 | 5 | 1 | | 27 | 2 | 1,259 | 38 |
| 34 Curriers | 6 | | | | | | | | 101 | 4 |
| 35 Tanners | 96 | | 2 | 5 | 1 | | 27 | 1 | 1,154 | 34 |
| 36 Apprentices | | | | | | | | | 4 | |
| 37 Trunk and leather-case makers, etc | 10 | | | | 3 | | 2 | | 96 | 16 |
| 38 Trunk makers | 10 | | | | 3 | | 2 | | 78 | 5 |
| 39 Leather-case and pocketbook makers | | | | | | | | | 18 | 11 |
| <i>Liquors and beverages.</i> | | | | | | | | | | |
| 40 Bottlers and soda water makers, etc | 30 | 1 | | | 15 | | 37 | | 287 | 12 |
| 41 Bottlers | 20 | 1 | | | 13 | | 35 | | 263 | 12 |
| 42 Mineral and soda water makers | 10 | | | | 2 | | 2 | | 24 | |
| 43 Brewers and maltsters | 72 | | 21 | | 2 | | 10 | | 717 | 4 |
| 44 Distillers and rectifiers | 57 | | 1 | | 1 | | 17 | | 81 | |
| <i>Lumber and its remanufactures.</i> | | | | | | | | | | |
| 45 Cabinet makers | 141 | | | | 11 | | 86 | | 783 | 2 |
| 46 Coopers | 259 | | 23 | | 4 | | 98 | | 676 | 2 |
| 47 Saw and planing mill employees | 4,289 | 7 | 42 | | 255 | | 9,513 | 22 | 3,319 | 7 |
| 48 Saw and planing mill employees | 4,171 | 7 | 42 | | 240 | | 9,371 | 20 | 2,878 | 6 |
| 49 Lumber yard employees | 118 | | | | 15 | | 142 | 2 | 441 | 1 |
| 50 Other woodworkers | 653 | 12 | 105 | 274 | 55 | 201 | 1,171 | 8 | 1,593 | 173 |
| 51 Basket makers | 99 | 10 | 1 | 274 | | 201 | 21 | 3 | 62 | 141 |
| 52 Box makers (wood) | 33 | | 14 | | 3 | | 61 | | 259 | 3 |
| 53 Furniture manufactory employees | 75 | 2 | | | | | 85 | | 194 | 21 |
| 54 Piano and organ makers | 2 | | | | | | 1 | | 67 | |
| 55 Not specified | 444 | | 90 | | 52 | | 1,003 | 5 | 1,011 | 8 |
| <i>Metals and metal products other than iron and steel.</i> | | | | | | | | | | |
| 56 Brass workers | 24 | | | | 2 | | 6 | | 318 | 3 |
| 57 Brass workers | 11 | | | | 1 | | 2 | | 222 | 1 |
| 58 Molders ¹ | 13 | | | | 1 | | 4 | | 95 | 2 |
| 59 Helpers | | | | | | | | | 1 | |
| 60 Clock and watch makers and repairers | 105 | | 7 | | 30 | | 93 | | 502 | 12 |
| 61 Clock factory operatives | 1 | | | | | | | | 2 | 2 |
| 62 Watch factory operatives | 39 | | | | 25 | | 15 | | 372 | 8 |
| 63 Clock and watch repairers | 65 | | 7 | | 5 | | 78 | | 128 | 2 |
| 64 Gold and silver workers | 26 | | 12 | | 54 | | 23 | | 245 | 1 |
| 65 Gold and silver workers | 17 | | 12 | | 53 | | 19 | | 161 | |
| 66 Jewelry manufactory employees | 9 | | | | 1 | | 4 | | 84 | 1 |
| 67 Tinplate and tinware makers | 295 | | 24 | | 49 | | 174 | | 1,045 | 43 |
| 68 Tinplate makers | 2 | | | | | | | | | |
| 69 Tanners and tinware makers | 279 | | 23 | | 43 | | 172 | | 1,021 | 43 |
| 70 Apprentices (tinsmiths) | 14 | | 1 | | 1 | | 2 | | 24 | |

¹ See explanatory notes in table 91.

OCCUPATIONS.

OCCUPATION (IN DETAIL), CLASSIFIED BY SEX, BY STATES AND TERRITORIES: 1900—Continued.

| COLORADO. | | CONNECTICUT. | | DELAWARE. | | DISTRICT OF COLUMBIA. | | FLORIDA. | | GEORGIA. | | HAWAII. | | IDAHO. | |
|-----------|----------|--------------|----------|-----------|----------|-----------------------|----------|----------|----------|----------|----------|---------|----------|--------|----------|
| Males. | Females. | Males. | Females. | Males. | Females. | Males. | Females. | Males. | Females. | Males. | Females. | Males. | Females. | Males. | Females. |
| 569 | 79 | 1,481 | 74 | 205 | 18 | 622 | 26 | 243 | 13 | 381 | 25 | 157 | 16 | 72 | 5 |
| 965 | 2 | 1,576 | 7 | 390 | ----- | 569 | 1 | 353 | 2 | 1,062 | 9 | 208 | ----- | 232 | ----- |
| 200 | 8 | 141 | 15 | 18 | ----- | 70 | 2 | 38 | 3 | 106 | 26 | 20 | ----- | 29 | 3 |
| 221 | 65 | 259 | 31 | 73 | 11 | 212 | 39 | 56 | 4 | 219 | 49 | 40 | 5 | 17 | 4 |
| 188 | 1 | 213 | 1 | 218 | ----- | 45 | ----- | 47 | 1 | 1,059 | 10 | 25 | ----- | 78 | 5 |
| 51 | 12 | 50 | 4 | 118 | 36 | 2 | ----- | 7 | 1 | 21 | 9 | 779 | 12 | 3 | 6 |
| 17 | 11 | 2 | ----- | 18 | ----- | 1 | ----- | 2 | ----- | ----- | ----- | ----- | ----- | ----- | 7 |
| 16 | ----- | 11 | ----- | 94 | 36 | ----- | ----- | 3 | 1 | 7 | 9 | 2 | ----- | 1 | 8 |
| 9 | ----- | 31 | 1 | ----- | ----- | 1 | ----- | 2 | ----- | 9 | ----- | ----- | ----- | 1 | 9 |
| 9 | 1 | 6 | 3 | 1 | 5 | ----- | ----- | ----- | ----- | 2 | ----- | 612 | 12 | 1 | 10 |
| ----- | ----- | ----- | ----- | 5 | ----- | ----- | ----- | ----- | ----- | 3 | ----- | 165 | ----- | ----- | 11 |
| 2,390 | ----- | 3,382 | ----- | 788 | ----- | 775 | 1 | 734 | ----- | 3,499 | 4 | 396 | 3 | 686 | 12 |
| 2,317 | ----- | 3,234 | ----- | 717 | ----- | 744 | 1 | 714 | ----- | 3,440 | 4 | 392 | 3 | 669 | 13 |
| 73 | ----- | 148 | ----- | 71 | ----- | 81 | ----- | 20 | ----- | 59 | ----- | 4 | ----- | 17 | 14 |
| 1,472 | 3 | 11,140 | 852 | 2,004 | 12 | 300 | ----- | 98 | ----- | 922 | 1 | 172 | ----- | 37 | 15 |
| 1,142 | 3 | 7,150 | 831 | 1,637 | 7 | 203 | ----- | 58 | ----- | 471 | 1 | 141 | ----- | 17 | 16 |
| 330 | ----- | 3,990 | 21 | 367 | 5 | 92 | ----- | 40 | ----- | 451 | ----- | 31 | ----- | 20 | 17 |
| 2,028 | 5 | 11,601 | 52 | 1,466 | 2 | 1,392 | 2 | 700 | 1 | 2,573 | 3 | 161 | ----- | 250 | 18 |
| 1,875 | 4 | 11,065 | 45 | 1,352 | 2 | 1,285 | 2 | 678 | 1 | 2,448 | 1 | 157 | ----- | 231 | 19 |
| 153 | 1 | 536 | 7 | 114 | ----- | 104 | ----- | 22 | ----- | 125 | 2 | 4 | ----- | 19 | 20 |
| 375 | ----- | 287 | ----- | 178 | ----- | 39 | ----- | 99 | ----- | 235 | ----- | 40 | ----- | 47 | 21 |
| 335 | ----- | 276 | ----- | 174 | ----- | 39 | ----- | 99 | ----- | 221 | ----- | 40 | ----- | 38 | 22 |
| 40 | ----- | 11 | ----- | 4 | ----- | ----- | ----- | ----- | ----- | 14 | ----- | ----- | ----- | 9 | 23 |
| 35 | 2 | 146 | ----- | 2 | ----- | 5 | ----- | 5 | ----- | 83 | 1 | ----- | ----- | ----- | 24 |
| 87 | ----- | 3,605 | 110 | 28 | ----- | 23 | ----- | 53 | ----- | 114 | ----- | ----- | ----- | 4 | 25 |
| 87 | ----- | 168 | ----- | 124 | ----- | 76 | ----- | 99 | ----- | 267 | ----- | 10 | ----- | 15 | 26 |
| 9 | ----- | 868 | 99 | 21 | ----- | 9 | 2 | 1 | ----- | 42 | 1 | ----- | ----- | ----- | 27 |
| 636 | 4 | 1,849 | 213 | 251 | 12 | 496 | ----- | 238 | 3 | 1,229 | 31 | 126 | ----- | 107 | 28 |
| 17 | 3 | 223 | 169 | 16 | 11 | 3 | ----- | ----- | ----- | 120 | 27 | ----- | ----- | ----- | 29 |
| 617 | 1 | 1,615 | 43 | 235 | 1 | 493 | ----- | 237 | 3 | 1,105 | 4 | 126 | ----- | 106 | 30 |
| 2 | ----- | 6 | ----- | ----- | ----- | ----- | ----- | 1 | ----- | 4 | ----- | ----- | ----- | 1 | 31 |
| 315 | 1 | 514 | 11 | 33 | ----- | 108 | ----- | 37 | 1 | 538 | 18 | 65 | ----- | 82 | 32 |
| 22 | 1 | 279 | 32 | 1,322 | 415 | 14 | 1 | 10 | ----- | 318 | 3 | 6 | ----- | 6 | 33 |
| 3 | 1 | 45 | ----- | 1,250 | 414 | 3 | ----- | ----- | ----- | 11 | 1 | 1 | ----- | 1 | 34 |
| 19 | ----- | 234 | 32 | 67 | ----- | 10 | 1 | 10 | ----- | 307 | 2 | 5 | ----- | 6 | 35 |
| ----- | ----- | ----- | ----- | 5 | 1 | 1 | ----- | ----- | ----- | ----- | ----- | ----- | ----- | ----- | 36 |
| 23 | ----- | 14 | 17 | 3 | ----- | 12 | ----- | ----- | ----- | 57 | ----- | ----- | ----- | ----- | 37 |
| 23 | ----- | 8 | ----- | 2 | ----- | 12 | ----- | ----- | ----- | 56 | ----- | ----- | ----- | ----- | 38 |
| ----- | ----- | 6 | 17 | 1 | ----- | ----- | ----- | ----- | ----- | 1 | ----- | ----- | ----- | ----- | 39 |
| 75 | 2 | 185 | 8 | 34 | 3 | 52 | ----- | 24 | ----- | 76 | 6 | 27 | ----- | 9 | 40 |
| 70 | 2 | 181 | 8 | 34 | 3 | 51 | ----- | 20 | ----- | 66 | 6 | 2 | ----- | 9 | 41 |
| 5 | ----- | 4 | ----- | ----- | ----- | 1 | ----- | 4 | ----- | 10 | ----- | 25 | ----- | ----- | 42 |
| 178 | ----- | 214 | ----- | 49 | ----- | 118 | ----- | 12 | ----- | 96 | ----- | 1 | ----- | 35 | 43 |
| 8 | ----- | 11 | ----- | 4 | ----- | 3 | ----- | 109 | ----- | 174 | ----- | ----- | ----- | 1 | 44 |
| 196 | ----- | 549 | 3 | 181 | ----- | 190 | ----- | 56 | ----- | 446 | 3 | 22 | ----- | 17 | 45 |
| 49 | ----- | 156 | 2 | 53 | ----- | 27 | ----- | 386 | ----- | 755 | 1 | 2 | ----- | 5 | 46 |
| 711 | ----- | 450 | ----- | 231 | ----- | 58 | ----- | 3,244 | 11 | 6,741 | 30 | 19 | ----- | 349 | 47 |
| 666 | ----- | 365 | ----- | 217 | ----- | 20 | ----- | 3,234 | 11 | 6,612 | 30 | 10 | ----- | 348 | 48 |
| 45 | ----- | 85 | ----- | 14 | ----- | 38 | ----- | 10 | ----- | 129 | ----- | 9 | ----- | 1 | 49 |
| 189 | 7 | 2,297 | 131 | 441 | 6 | 125 | 7 | 148 | 28 | 990 | 81 | 35 | ----- | 24 | 1 |
| 2 | ----- | 39 | ----- | 106 | ----- | 8 | ----- | 4 | ----- | 89 | 12 | 2 | ----- | 1 | 50 |
| 10 | 5 | 39 | 8 | 24 | ----- | 2 | ----- | 33 | 27 | 29 | 6 | ----- | ----- | 2 | 51 |
| 16 | 1 | 105 | 5 | 9 | ----- | 8 | 7 | 4 | ----- | 409 | 62 | 4 | ----- | 3 | 52 |
| 13 | ----- | 890 | 75 | 13 | ----- | 6 | ----- | 1 | ----- | 6 | ----- | ----- | ----- | ----- | 53 |
| 148 | 1 | 1,224 | 41 | 289 | 6 | 101 | ----- | 106 | 1 | 457 | 1 | 29 | ----- | 18 | 54 |
| 39 | ----- | 5,973 | 493 | 46 | ----- | 26 | ----- | 2 | ----- | 10 | ----- | ----- | ----- | ----- | 55 |
| 22 | ----- | 5,031 | 483 | 31 | ----- | 14 | ----- | ----- | ----- | 1 | ----- | ----- | ----- | ----- | 56 |
| 17 | ----- | 933 | 10 | 15 | ----- | 12 | ----- | 2 | ----- | 9 | ----- | ----- | ----- | ----- | 57 |
| ----- | ----- | 9 | ----- | ----- | ----- | ----- | ----- | ----- | ----- | ----- | ----- | ----- | ----- | ----- | 58 |
| 115 | 1 | 2,403 | 972 | 25 | ----- | 72 | ----- | 60 | 1 | 161 | 1 | 61 | ----- | 33 | 59 |
| 1 | ----- | 1,728 | 600 | ----- | ----- | 1 | ----- | ----- | ----- | ----- | ----- | ----- | ----- | ----- | 60 |
| 77 | ----- | 588 | 357 | 18 | ----- | 62 | ----- | 34 | 1 | 80 | ----- | ----- | ----- | 21 | 61 |
| 37 | 1 | 87 | 15 | 7 | ----- | 9 | ----- | 26 | ----- | 181 | 1 | 61 | ----- | 12 | 62 |
| 44 | 1 | 1,158 | 148 | 3 | ----- | 28 | 3 | 6 | ----- | 32 | 1 | 22 | ----- | 17 | 63 |
| 34 | ----- | 1,096 | 130 | 2 | ----- | 7 | 2 | 3 | ----- | 23 | 1 | 22 | ----- | 15 | 64 |
| 10 | 1 | 62 | 18 | 1 | ----- | 21 | 1 | 3 | ----- | 9 | ----- | ----- | ----- | 2 | 65 |
| 313 | 1 | 771 | 18 | 311 | 1 | 469 | 1 | 120 | ----- | 520 | 2 | 81 | ----- | 45 | 66 |
| 307 | 1 | 3 | ----- | 2 | ----- | ----- | ----- | ----- | ----- | ----- | ----- | ----- | ----- | ----- | 67 |
| 6 | ----- | 759 | 18 | 303 | ----- | 447 | 1 | 119 | ----- | 506 | 2 | 81 | ----- | 44 | 68 |
| ----- | ----- | 9 | ----- | 6 | 1 | 22 | ----- | 1 | ----- | 14 | ----- | ----- | ----- | 1 | 69 |

*

TABLE 93.—TOTAL PERSONS 10 YEARS OF AGE AND OVER ENGAGED IN EACH SPECIFIED

| OCCUPATIONS. | ALABAMA. | | ALASKA. | | ARIZONA. | | ARKANSAS. | | CALIFORNIA. | |
|--|----------|----------|---------|----------|----------|----------|-----------|----------|-------------|----------|
| | Males. | Females. | Males. | Females. | Males. | Females. | Males. | Females. | Males. | Females. |
| Manufacturing and mechanical pursuits ¹ —Con. | | | | | | | | | | |
| <i>Metals and metal products other than iron and steel</i> —Con. | | | | | | | | | | |
| 1 Other metal workers | 102 | 1 | 17 | | 865 | 1 | 76 | 2 | 1,669 | 19 |
| 2 Copper workers | 32 | | 1 | | 830 | 1 | 14 | | 303 | |
| 3 Electroplaters | 2 | | | | | | 1 | | 71 | |
| 4 Gunsmiths, locksmiths, and bell hangers | 57 | 1 | 4 | | 6 | | 59 | 1 | 284 | |
| 5 Lead and zinc workers | 2 | | | | | | | | 48 | |
| 6 Molders (metals) ¹ | | | | | | | | | 16 | |
| 7 Not specified | 9 | | 12 | | 27 | | 2 | 1 | 1,002 | 18 |
| <i>Paper and printing.</i> | | | | | | | | | | |
| 8 Bookbinders | 24 | 15 | | | 5 | 3 | 18 | 19 | 331 | 306 |
| 9 Box makers (paper) | | 3 | | | | | | 4 | 29 | 151 |
| 10 Engravers | 6 | | 1 | | 3 | | 9 | | 260 | 2 |
| 11 Paper and pulp mill operatives | 4 | | | | | | | | 67 | 7 |
| 12 Printers, lithographers, and pressmen | 676 | 29 | 37 | 4 | 122 | 17 | 580 | 76 | 4,008 | 581 |
| 13 Printers and pressmen | 498 | 11 | 35 | 3 | 90 | 7 | 440 | 24 | 2,737 | 134 |
| 14 Lithographers | 3 | | | | | | 2 | | 221 | 2 |
| 15 Compositors | 157 | 18 | 2 | 1 | 30 | 10 | 127 | 50 | 862 | 367 |
| 16 Electrotypers and stereotypers | 9 | | | | | | 2 | | 80 | 1 |
| 17 Apprentices (printers) | 14 | | | | 2 | | 9 | 2 | 88 | 4 |
| <i>Textiles.</i> | | | | | | | | | | |
| 18 Bleachery and dye works operatives | 153 | 7 | | | 3 | | 14 | 2 | 184 | 54 |
| 19 Bleachery operatives | 10 | | | | | | 3 | | 6 | 27 |
| 20 Dye works operatives | 143 | | | | 3 | | 11 | 2 | 178 | 52 |
| 21 Carpet factory operatives ¹ | 4 | 43 | | | 1 | | | 11 | 13 | 3 |
| 22 Cotton mill operatives | 4,804 | 4,245 | | | | | 88 | 106 | 97 | 126 |
| 23 Hosiery and knitting mill operatives | 30 | 31 | | | | | | | 38 | 27 |
| 24 Silk mill operatives | | | | | | | | | 38 | 39 |
| 25 Woolen mill operatives | 13 | 4 | | | 1 | | 9 | 8 | 151 | 84 |
| 26 Other textile mill operatives | 75 | 76 | | | 13 | | 5 | 7 | 164 | 56 |
| 27 Hemp and jute mill operatives | 1 | | | | | | | | 10 | 5 |
| 28 Linen mill operatives | | | | | 11 | | | | 1 | 1 |
| 29 Print works operatives | | | | | | | | | 5 | |
| 30 Rope and cordage factory operatives | 68 | 71 | | | 2 | | 1 | 2 | 103 | 12 |
| 31 Worsted mill operatives | | | | | | | | | 2 | 6 |
| 32 Textiles not specified | 6 | 5 | | | | | 4 | 5 | 43 | 32 |
| 33 Dressmakers | 4 | 2,151 | | 40 | 1 | 302 | 1 | 1,229 | 45 | 9,379 |
| 34 Dressmakers | 4 | 2,150 | | 40 | 1 | 302 | 1 | 1,229 | 45 | 9,731 |
| 35 Apprentices | | 1 | | | | | | | | 38 |
| 36 Hat and cap makers | 1 | | | | | | 1 | 2 | 40 | 29 |
| 37 Milliners | 5 | 467 | | 8 | | 45 | 1 | 423 | 38 | 2,032 |
| 38 Milliners | 5 | 465 | | 8 | | 45 | 1 | 426 | 37 | 1,977 |
| 39 Apprentices | | 2 | | | | | | 2 | 1 | 55 |
| 40 Seamstresses | 5 | 2,082 | | 53 | 1 | 112 | 8 | 853 | 151 | 2,521 |
| 41 Shirt, collar, and cuff makers | 8 | 6 | | | | | | | 343 | 355 |
| 42 Tailors and tailoresses | 323 | 111 | 15 | 1 | 65 | 4 | 200 | 35 | 3,358 | 1,330 |
| 43 Tailors and tailoresses | 321 | 111 | 15 | 1 | 65 | 4 | 198 | 35 | 3,315 | 1,313 |
| 44 Apprentices | 2 | | | | | | 2 | | 43 | 17 |
| 45 Other textile workers | 13 | 14 | 1 | 63 | 1 | 1,115 | 5 | 40 | 555 | 187 |
| 46 Carpet (rag) makers ¹ | 4 | 4 | | | | 1 | 2 | 20 | 4 | 24 |
| 47 Lace and embroidery makers | | 10 | | 48 | | 2 | | 10 | 12 | 97 |
| 48 Sail, awning, and tent makers | 9 | | | | 1 | | 3 | 3 | 165 | 23 |
| 49 Sewing machine operators | | | | | | | | 3 | 372 | 41 |
| 50 Not specified | | | 1 | 15 | | 1,112 | | 4 | 2 | 2 |
| <i>Miscellaneous industries.</i> | | | | | | | | | | |
| 51 Broom and brush makers | 26 | | | | 1 | | 39 | 1 | 267 | 2 |
| 52 Charcoal, coke, and lime burners | 1,512 | 2 | 1 | | 4 | | 14 | | 72 | |
| 53 Engineers and firemen (not locomotive) ¹ | 2,447 | | 387 | | 594 | | 1,697 | 1 | 6,733 | 6 |
| 54 Glove makers | | | | 5 | 1 | | | | 182 | 306 |
| 55 Manufacturers and officials, etc | 2,477 | 6 | 648 | 4 | 633 | 5 | 1,624 | 6 | 7,385 | 160 |
| 56 Manufacturers and officials, etc | 1,530 | 4 | 36 | 1 | 85 | 2 | 1,179 | 4 | 3,647 | 136 |
| 57 Builders and contractors | 571 | 2 | 29 | | 100 | | 279 | | 2,124 | 7 |
| 58 Publishers of books, maps, and newspapers | 60 | | 7 | | 13 | | 71 | 2 | 378 | 6 |
| 59 Officials of mining and quarrying companies ¹ | 316 | | 576 | 3 | 485 | 3 | 95 | | 1,236 | 11 |
| 60 Model and pattern makers | 124 | 2 | 2 | | 5 | | 7 | | 346 | 1 |
| 61 Photographers | 197 | 23 | 17 | 3 | 50 | 5 | 230 | 33 | 820 | 214 |
| 62 Rubber factory operatives | 2 | | | | | | | | 48 | 3 |
| 63 Tobacco and cigar factory operatives | 194 | 17 | 7 | 1 | 35 | | 39 | | 1,382 | 120 |
| 64 Upholsterers | 127 | 6 | 2 | | 11 | | 75 | 1 | 946 | 12 |
| 65 Other miscellaneous industries | 2,606 | 176 | 32 | 37 | 333 | 156 | 1,079 | 22 | 7,974 | 690 |
| 66 Apprentices and helpers (not specified) | 160 | 7 | 1 | | 17 | 1 | 33 | 3 | 1,159 | 56 |
| 67 Artificial flower makers | | | | | | | | | 6 | 9 |
| 68 Button makers | 1 | | | | | | 3 | | 2 | |
| 69 Candle, soap, and tallow makers | | | | | 1 | | | | 97 | 13 |
| 70 Corset makers | | | | | | | | 1 | 4 | 24 |
| 71 Cotton ginners | 42 | | | | | | 46 | | | |
| 72 Electric light and power company employees ¹ | 59 | | 1 | | 2 | | 11 | | 190 | 1 |
| 73 Gas works employees | 59 | | | | 6 | | 8 | | 184 | |
| 74 Piano and organ tuners | 20 | 1 | | | 4 | | 16 | | 113 | 2 |
| 75 Straw workers | | | | | | | 1 | | 1 | 6 |
| 76 Turpentine distillers | 397 | 1 | | | | | | | 3 | |
| 77 Umbrella and parasol makers | | | | | | | 1 | | 6 | 1 |
| 78 Well borers | 70 | | 1 | | 9 | | 48 | | 370 | 1 |
| 79 Whitewashers | 51 | | | | 1 | | 17 | | 46 | |
| 80 Not specified | 1,747 | 167 | 29 | 37 | 293 | 155 | 895 | 18 | 5,793 | 577 |

¹See explanatory notes in table 91.

OCCUPATIONS.

OCCUPATION (IN DETAIL), CLASSIFIED BY SEX, BY STATES AND TERRITORIES: 1900—Continued.

| COLORADO. | | CONNECTICUT. | | DELAWARE. | | DISTRICT OF COLUMBIA. | | FLORIDA. | | GEORGIA. | | HAWAII. | | IDAHO. | | |
|-----------|----------|--------------|----------|-----------|----------|-----------------------|----------|----------|----------|----------|----------|---------|----------|--------|----------|----|
| Males. | Females. | Males. | Females. | Males. | Females. | Males. | Females. | Males. | Females. | Males. | Females. | Males. | Females. | Males. | Females. | |
| 2,961 | 2 | 5,765 | 953 | 78 | 1 | 114 | | 36 | | 161 | | 6 | | 93 | 1 | |
| 24 | | 169 | | 21 | | 32 | | 5 | | 49 | | 2 | | 1 | 2 | |
| 11 | | 913 | 42 | 13 | | 14 | | 1 | | 13 | | | | 4 | 3 | |
| 40 | | 823 | 9 | 6 | | 35 | | 27 | | 85 | | | | 4 | 4 | |
| 394 | | 40 | 3 | 1 | | 6 | | | | 3 | | | | 23 | 5 | |
| 16 | | 156 | 80 | 3 | 1 | 4 | | | | | | | | | 6 | |
| 2,476 | 2 | 3,664 | 819 | 34 | | 23 | | 3 | | 11 | | 4 | | 56 | 7 | |
| 82 | 65 | 138 | 114 | 6 | 13 | 405 | 279 | 11 | 8 | 67 | 80 | 5 | 3 | | 8 | |
| 4 | 11 | 268 | 1,286 | 7 | 18 | 5 | 7 | | 4 | 9 | 107 | | | | 9 | |
| 66 | 1 | 233 | 1 | 8 | | 144 | 7 | | | 36 | 2 | 4 | | 4 | 10 | |
| 54 | 7 | 831 | 391 | 232 | 75 | 3 | 5 | | | 45 | 29 | | | 4 | 11 | |
| 1,274 | 85 | 2,057 | 270 | 233 | 46 | 2,842 | 481 | 373 | 17 | 1,219 | 119 | 135 | 4 | 161 | 23 | |
| 961 | 24 | 1,470 | 104 | 180 | 17 | 1,855 | 415 | 292 | 7 | 915 | 81 | 128 | 4 | 104 | 6 | |
| 34 | | 69 | | | | 73 | 1 | 1 | | 10 | 1 | | | | 14 | |
| 226 | 61 | 389 | 162 | 42 | 23 | 810 | 54 | 83 | 10 | 254 | 37 | 7 | | 57 | 15 | |
| 21 | | 71 | | 2 | | 57 | | | | 21 | | | | | 16 | |
| 32 | | 58 | 2 | 9 | 1 | 47 | 11 | 2 | | 19 | | | | | 17 | |
| 82 | 1 | 1,124 | 89 | 54 | 1 | 81 | 17 | 13 | 2 | 174 | 17 | 10 | 1 | 2 | 18 | |
| 3 | | 334 | 63 | 9 | | | | | | 18 | | | | | 19 | |
| 29 | 1 | 790 | 26 | 45 | 1 | 81 | 17 | 13 | 2 | 156 | 17 | 10 | 1 | 2 | 20 | |
| 3 | 3 | 222 | 357 | 7 | 4 | 5 | 3 | | | 4 | 5 | | | 1 | 4 | |
| 226 | 147 | 5,715 | 4,435 | 370 | 361 | | | 2 | 1 | 8,828 | 7,716 | | | | 22 | |
| | | 399 | 1,317 | 79 | 342 | | | | | 150 | 499 | | | | 23 | |
| | | 1,565 | 3,052 | 15 | 91 | | 1 | 1 | | 15 | | | | | 24 | |
| 4 | 1 | 3,959 | 1,972 | 183 | 62 | | | | | 122 | 106 | | | 1 | 2 | |
| | | | | | | | | | | | | | | | 25 | |
| 4 | 1 | 2,194 | 2,083 | 82 | 70 | | | 1 | | 132 | 157 | | | 2 | 1 | |
| | | 13 | 12 | 50 | 47 | | | | | | 5 | | | | 26 | |
| | | 4 | 1 | | | | | | | | 1 | | | | 27 | |
| | | 56 | 11 | 6 | | | | | | | 13 | | | 1 | 28 | |
| | | 29 | 63 | | 1 | | | 1 | | | 5 | | | | 29 | |
| | | 45 | 107 | | | | | | | | | | | | 30 | |
| 4 | 1 | 2,047 | 1,389 | 26 | 22 | | | | | 118 | 146 | | | 1 | 1 | |
| | | | | | | | | | | | | | | | 31 | |
| 7 | 2,542 | 23 | 5,364 | 1 | 1,180 | 10 | 2,993 | 7 | 1,335 | 36 | 4,318 | 38 | 110 | | 32 | |
| 7 | 2,519 | 23 | 5,333 | 1 | 1,170 | 10 | 2,975 | 7 | 1,335 | 36 | 4,311 | 38 | 110 | | 33 | |
| | 23 | | 31 | | 10 | | 18 | | | | 7 | | | | 34 | |
| 2 | 7 | 3,208 | 1,286 | 7 | 2 | 3 | 1 | | | 4 | 9 | | | | 35 | |
| | | | | | | | | | | | | | | | 36 | |
| 3 | 586 | 40 | 1,344 | 1 | 223 | 11 | 344 | 4 | 173 | 20 | 834 | | 14 | 1 | 95 | |
| 3 | 562 | 40 | 1,295 | 1 | 220 | 11 | 337 | 4 | 172 | 20 | 828 | | 14 | 1 | 95 | |
| | 24 | | 49 | | 3 | | 7 | | 1 | | 6 | | | | 37 | |
| 3 | 704 | 21 | 1,065 | 2 | 238 | 2 | 813 | 1 | 861 | 17 | 3,190 | | 383 | 1 | 39 | |
| 13 | 17 | 101 | 527 | 18 | 206 | 5 | 6 | 1 | 1 | 83 | 13 | | | 114 | 40 | |
| | | | | | | | | | | | | | | | 41 | |
| 784 | 196 | 1,544 | 276 | 158 | 91 | 616 | 214 | 195 | 21 | 656 | 500 | 568 | 42 | 77 | 3 | |
| 778 | 195 | 1,531 | 275 | 152 | 91 | 604 | 208 | 195 | 21 | 643 | 500 | 568 | 42 | 77 | 3 | |
| 6 | 1 | 13 | 1 | 6 | | 12 | 6 | | | 13 | | | | | 42 | |
| | | | | | | | | | | | | | | | 43 | |
| 24 | 60 | 290 | 270 | 11 | 13 | 31 | 15 | 24 | 11 | 11 | 21 | 12 | | 4 | 18 | |
| 14 | 17 | 12 | 16 | 2 | 4 | 3 | 1 | | | 1 | 4 | | | 3 | 15 | |
| | 29 | 18 | 57 | | 2 | 8 | | | | | 7 | | | | 2 | |
| 10 | 7 | 67 | 3 | 6 | | 28 | | 24 | 6 | 2 | 9 | 12 | | 1 | 47 | |
| | 7 | 10 | 76 | 1 | 3 | | 5 | | | | | | | | 48 | |
| | | 183 | 118 | 2 | 4 | | | | | | | | | | 49 | |
| | | | | | | | | | | | | | | | 50 | |
| | | | | | | | | | | | | | | | | |
| 56 | 1 | 96 | 23 | 6 | | 16 | 1 | 3 | | 59 | | 1 | 1 | | 51 | |
| 218 | 4 | 69 | | 40 | | 2 | | 26 | 1 | 194 | | 27 | | 18 | 52 | |
| 3,150 | 1 | 3,237 | 5 | 695 | | 1,116 | | 1,257 | 2 | 2,472 | 4 | 639 | | 471 | 53 | |
| | 2 | 5 | | | | | 2 | | | | | | | | 54 | |
| | | | | | | | | | | | | | | | | |
| 3,351 | 48 | 4,339 | 48 | 603 | 10 | 925 | 15 | 1,502 | 8 | 3,136 | 24 | 220 | 1 | 644 | 55 | |
| 976 | 21 | 3,644 | 42 | 429 | 9 | 313 | 12 | 1,033 | 7 | 2,274 | 21 | 84 | | 129 | 56 | |
| 628 | 1 | 1,003 | 3 | 155 | 1 | 543 | 2 | 351 | | 695 | 2 | 131 | | 130 | 57 | |
| 155 | 8 | 123 | 3 | 16 | | 5 | 1 | 43 | 1 | 107 | 1 | 5 | 1 | 30 | 58 | |
| 1,592 | 18 | 69 | | 3 | | 5 | | 65 | | 60 | | | | 355 | 59 | |
| | | | | | | | | | | | | | | | | |
| 77 | | 610 | 1 | 91 | 1 | 67 | | 10 | | 65 | 1 | 8 | | | 60 | |
| 294 | 47 | 307 | 51 | 31 | | 184 | 19 | 119 | 11 | 288 | 45 | 63 | 4 | 58 | 8 | |
| 6 | | 2,417 | 1,431 | 4 | | | | | | 3 | | | | | 62 | |
| 409 | 30 | 1,027 | 162 | 111 | 92 | 94 | 16 | 4,626 | 934 | 99 | 20 | 3 | | 22 | 63 | |
| 177 | 3 | 431 | 20 | 194 | 11 | 234 | 4 | 53 | 1 | 276 | 32 | 16 | | 11 | 64 | |
| | | | | | | | | | | | | | | | | |
| 1,690 | 84 | 14,622 | 7,676 | 1,588 | 74 | 858 | 125 | 4,372 | 87 | 5,491 | 276 | 393 | 215 | 242 | 8 | |
| 215 | 6 | 699 | 32 | 229 | 10 | 234 | 26 | 92 | 1 | 185 | 3 | 17 | | 9 | 65 | |
| | | 1 | | | | | | 1 | | | 3 | | | | 66 | |
| | | 193 | 337 | | | | | 3 | | 2 | | | | | 67 | |
| | | | | | | | | | | | | | | | 68 | |
| | | | | | | | | | | | | | | | | |
| 10 | | 85 | 22 | | | 6 | 1 | | | 32 | 2 | 2 | | | 69 | |
| | 3 | 343 | 2,343 | | | | 4 | | | | | | | | 70 | |
| | | 2 | | | | | | 4 | | | | | | | 71 | |
| 53 | 3 | 126 | 10 | 8 | | 25 | | 22 | | 48 | | 4 | | 4 | 72 | |
| | | | | | | | | | | 87 | | | | | | |
| | | | | | | | | | | | | | | | | |
| 36 | | 143 | | 31 | | 34 | | 9 | | 68 | | | | 2 | 73 | |
| 29 | | 144 | 2 | 5 | | 27 | | 11 | | 24 | | 2 | | 4 | 74 | |
| | | 32 | 193 | | | | 14 | | | 1 | 21 | 18 | 141 | | 75 | |
| | | 4 | 3 | 7 | | | | 3,185 | 45 | 2,784 | 13 | | | | 76 | |
| | | | | | | | | | | | | | | | | |
| | | | | | | | | | | | | | | | | |
| 3 | | 19 | 48 | 1 | | 5 | 2 | 2 | | | | | | | | 77 |
| 40 | | 25 | | 13 | | 5 | | 18 | | 21 | | | | 4 | | 78 |
| 3 | | 13 | | 6 | | 142 | 1 | 10 | | 191 | 3 | 52 | | | | 79 |
| 1,296 | 72 | 12,733 | 4,174 | 1,238 | 61 | 330 | 77 | 1,015 | 38 | 2,046 | 226 | 296 | 74 | 219 | 3 | 80 |

*

TABLE 93.—TOTAL PERSONS 10 YEARS OF AGE AND OVER ENGAGED IN EACH SPECIFIED

| OCCUPATIONS. | ILLINOIS. | | INDIANA. | | INDIAN TERRITORY. | | IOWA. | | KANSAS. | |
|--|-----------|----------|----------|----------|-------------------|----------|---------|----------|---------|----------|
| | Males. | Females. | Males. | Females. | Males. | Females. | Males. | Females. | Males. | Females. |
| 1 All occupations ¹ | 1,509,394 | 294,646 | 782,237 | 116,716 | 121,494 | 12,216 | 682,521 | 106,888 | 452,169 | 55,571 |
| 2 Agricultural pursuits..... | 450,614 | 12,167 | 332,840 | 9,893 | 86,894 | 5,524 | 363,472 | 8,182 | 264,618 | 6,634 |
| 3 Agricultural laborers ¹ | 183,272 | 1,687 | 117,629 | 869 | 37,424 | 3,158 | 182,290 | 1,160 | 88,462 | 809 |
| 4 Farm and plantation laborers..... | 101,632 | 764 | 59,822 | 263 | 15,592 | 775 | 64,476 | 813 | 39,417 | 264 |
| 5 Farm laborers (members of family)..... | 79,495 | 835 | 57,015 | 566 | 21,794 | 2,382 | 67,177 | 327 | 48,532 | 523 |
| 6 Garden and nursery laborers..... | 2,145 | 88 | 792 | 40 | 38 | 1 | 637 | 20 | 463 | 22 |
| 7 Dairymen and dairymen..... | 555 | 82 | 474 | 14 | 24 | 1 | 259 | 10 | 185 | 16 |
| 8 Farmers, planters, and overseers..... | 257,790 | 10,159 | 211,184 | 8,894 | 47,527 | 2,339 | 227,482 | 6,846 | 172,337 | 5,682 |
| 9 Farmers and planters..... | 249,003 | 9,710 | 203,984 | 8,379 | 45,692 | 2,255 | 218,346 | 6,375 | 162,542 | 5,375 |
| 10 Farmers (members of family)..... | 7,988 | 361 | 6,689 | 437 | 1,773 | 65 | 3,666 | 373 | 9,481 | 249 |
| 11 Farm and plantation overseers..... | 501 | 76 | 381 | 70 | 59 | 18 | 522 | 95 | 274 | 54 |
| 12 Milk farmers..... | 298 | 12 | 180 | 8 | 3 | 1 | 148 | 8 | 90 | 6 |
| 13 Gardeners, florists, nurserymen, etc..... | 3,959 | 202 | 1,925 | 108 | 61 | 6 | 1,883 | 105 | 1,205 | 78 |
| 14 Gardeners..... | 2,454 | 90 | 1,299 | 58 | 41 | 5 | 1,294 | 70 | 850 | 51 |
| 15 Florists, nurserymen, and vine growers..... | 1,187 | 91 | 433 | 46 | 19 | 1 | 371 | 27 | 209 | 19 |
| 16 Fruit growers..... | 318 | 21 | 193 | 9 | 1 | 1 | 218 | 8 | 146 | 8 |
| 17 Lumbermen and raftsmen..... | 649 | 3 | 800 | 1 | 48 | | 368 | | 189 | 1 |
| 18 Stock raisers, herders, and drovers..... | 3,283 | 75 | 338 | 2 | 1,298 | 8 | 659 | 5 | 2,002 | 34 |
| 19 Stock raisers..... | 275 | 1 | 124 | 2 | 622 | 7 | 361 | 4 | 1,067 | 24 |
| 20 Stock herders and drovers..... | 3,008 | 74 | 214 | | 676 | 1 | 298 | 1 | 935 | 10 |
| 21 Turpentine farmers and laborers..... | | | | | | | | | | |
| 22 Wood choppers..... | 744 | 4 | 302 | 1 | 452 | 3 | 279 | | 84 | |
| 23 Other agricultural pursuits..... | 862 | 5 | 238 | 4 | 60 | 5 | 252 | 6 | 204 | 14 |
| 24 Apiarists..... | 64 | 4 | 17 | | | | 51 | 4 | 15 | 2 |
| 25 Not specified..... | 298 | 1 | 221 | 4 | 60 | 5 | 201 | 2 | 189 | 12 |
| 26 Professional service..... | 63,812 | 32,509 | 29,492 | 12,981 | 3,394 | 915 | 23,529 | 23,285 | 16,146 | 10,614 |
| 27 Actors, professional showmen, etc..... | 2,941 | 787 | 837 | 91 | 32 | | 906 | 78 | 427 | 30 |
| 28 Actors..... | 997 | 670 | 150 | 83 | 4 | | 134 | 70 | 55 | 26 |
| 29 Professional showmen..... | 1,638 | 58 | 603 | 6 | 27 | | 703 | 6 | 350 | 4 |
| 30 Theatrical managers, etc..... | 306 | 9 | 84 | 2 | 1 | | 69 | 2 | 22 | |
| 31 Architects, designers, draughtsmen, etc..... | 2,438 | 70 | 501 | 10 | 19 | 1 | 223 | 1 | 114 | 6 |
| 32 Architects..... | 1,066 | 8 | 212 | | 10 | 1 | 126 | | 60 | 5 |
| 33 Designers, draughtsmen, and inventors..... | 1,372 | 62 | 289 | 10 | 9 | | 97 | 1 | 54 | 1 |
| 34 Artists and teachers of art..... | 1,658 | 1,055 | 286 | 225 | 17 | 19 | 165 | 277 | 85 | 160 |
| 35 Clergymen..... | 6,544 | 292 | 3,727 | 130 | 628 | 6 | 4,022 | 117 | 2,846 | 63 |
| 36 Dentists..... | 2,488 | 117 | 1,051 | 34 | 100 | 1 | 1,042 | 52 | 536 | 21 |
| 37 Electricians..... | 5,789 | 108 | 1,045 | 4 | 18 | | 547 | 5 | 260 | 4 |
| 38 Engineers (civil, etc.) and surveyors..... | 2,672 | 8 | 781 | 1 | 99 | | 674 | | 356 | 1 |
| 39 Engineers (civil)..... | 1,213 | | 422 | | 57 | | 410 | | 183 | |
| 40 Engineers (mechanical and electrical)..... | 1,137 | 8 | 236 | 1 | 11 | | 124 | | 49 | 1 |
| 41 Engineers (mining)..... | 100 | | 18 | | 5 | | 30 | | 45 | |
| 42 Surveyors..... | 222 | | 105 | | 26 | | 110 | | 79 | |
| 43 Journalists..... | 2,450 | 240 | 949 | 79 | 74 | 4 | 1,014 | 74 | 554 | 39 |
| 44 Lawyers..... | 8,917 | 113 | 4,245 | 40 | 526 | | 3,383 | 53 | 2,340 | 43 |
| 45 Literary and scientific persons..... | 903 | 589 | 220 | 148 | 2 | 2 | 96 | 147 | 77 | 69 |
| 46 Authors and scientists..... | 261 | 274 | 81 | 59 | 1 | 2 | 49 | 77 | 33 | 33 |
| 47 Librarians and assistants..... | 84 | 237 | 18 | 76 | | | 10 | 66 | 8 | 36 |
| 48 Chemists, assayers, and metallurgists..... | 558 | 28 | 121 | 13 | 1 | | 37 | 4 | 36 | |
| 49 Musicians and teachers of music..... | 3,639 | 4,560 | 936 | 1,871 | 37 | 110 | 704 | 2,200 | 378 | 1,337 |
| 50 Officials (government)..... | 5,161 | 510 | 2,866 | 376 | 46 | | 2,485 | 391 | 1,784 | 261 |
| 51 Officials (national government)..... | 1,655 | 304 | 946 | 197 | 297 | 46 | 952 | 293 | 748 | 185 |
| 52 Officials (state government)..... | 327 | 28 | 84 | 7 | 3 | | 83 | 17 | 76 | 11 |
| 53 Officials (county government)..... | 1,112 | 42 | 1,147 | 53 | 83 | | 924 | 65 | 682 | 54 |
| 54 Officials (city or town government)..... | 2,067 | 136 | 689 | 25 | 38 | | 526 | 16 | 328 | 11 |
| 55 Physicians and surgeons..... | 9,055 | 820 | 5,144 | 195 | 959 | 13 | 3,749 | 260 | 2,804 | 190 |
| 56 Teachers and professors in colleges, etc..... | 8,114 | 23,100 | 6,431 | 9,820 | 479 | 712 | 3,878 | 19,589 | 3,244 | 8,362 |
| 57 Teachers..... | 7,621 | 23,069 | 6,205 | 9,814 | 465 | 708 | 3,624 | 19,562 | 3,055 | 8,341 |
| 58 Professors in colleges and universities..... | 493 | 81 | 226 | 6 | 14 | 4 | 254 | 27 | 189 | 21 |
| 59 Other professional service..... | 1,048 | 245 | 473 | 51 | 28 | 1 | 641 | 41 | 341 | 28 |
| 60 Veterinary surgeons..... | 808 | 3 | 388 | | 22 | | 566 | | 253 | |
| 61 Not specified..... | 236 | 242 | 85 | 51 | 6 | 1 | 76 | 41 | 83 | 28 |
| 62 Domestic and personal service..... | 243,506 | 122,837 | 118,113 | 50,478 | 10,589 | 4,623 | 73,827 | 43,350 | 44,837 | 22,126 |
| 63 Barbers and hairdressers..... | 10,295 | 608 | 5,187 | 169 | 373 | 5 | 3,960 | 102 | 2,428 | 63 |
| 64 Bartenders..... | 7,435 | 48 | 3,275 | 8 | 22 | | 1,203 | 3 | 452 | |
| 65 Boarding and lodging house keepers..... | 624 | 4,198 | 300 | 1,890 | 54 | 181 | 252 | 1,118 | 188 | 764 |
| 66 Hotel keepers..... | 2,065 | 651 | 1,056 | 288 | 211 | 86 | 1,528 | 276 | 888 | 204 |
| 67 Housekeepers and stewards ¹ | 381 | 10,130 | 93 | 4,917 | | 432 | 92 | 5,251 | 49 | 2,789 |
| 68 Janitors and sextons..... | 5,732 | 436 | 1,289 | 133 | 26 | | 1,203 | 58 | 645 | 34 |
| 69 Janitors..... | 5,474 | 432 | 1,176 | 132 | 20 | | 1,076 | 58 | 581 | 33 |
| 70 Sextons..... | 258 | 4 | 114 | 1 | 6 | | 127 | | 64 | 1 |
| 71 Laborers (not specified) ¹ | 168,810 | 2,740 | 90,565 | 1,264 | 8,632 | 459 | 55,908 | 781 | 32,253 | 592 |
| 72 Elevator tenders..... | 1,776 | 1 | 214 | | 2 | | 155 | | 81 | 1 |
| 73 Laborers (coal yard)..... | 335 | | 65 | | 5 | | 83 | | 47 | |
| 74 Laborers (general)..... | 166,135 | 2,739 | 90,259 | 1,264 | 8,625 | 459 | 55,655 | 781 | 32,124 | 591 |
| 75 Longshoremen..... | 345 | | 24 | | | | 11 | | | |
| 76 Stevedores..... | 219 | | 3 | | | | 4 | | 1 | |

¹ See explanatory notes in table 91.

*

OCCUPATIONS.

OCCUPATION (IN DETAIL), CLASSIFIED BY SEX, BY STATES AND TERRITORIES: 1900—Continued.

| KENTUCKY. | | LOUISIANA. | | MAINE. | | MARYLAND. | | MASSACHUSETTS. | | MICHIGAN. | | MINNESOTA. | | MISSISSIPPI. | | |
|-----------|----------|------------|----------|---------|----------|-----------|----------|----------------|----------|-----------|----------|------------|----------|--------------|----------|----|
| Males. | Females. | Males. | Females. | Males. | Females. | Males. | Females. | Males. | Females. | Males. | Females. | Males. | Females. | Males. | Females. | |
| 646,909 | 105,622 | 405,182 | 130,911 | 224,847 | 51,980 | 359,755 | 98,983 | 879,374 | 329,033 | 772,299 | 133,691 | 543,946 | 96,928 | 466,766 | 178,357 | 1 |
| 390,226 | 17,959 | 227,614 | 67,831 | 73,791 | 3,132 | 92,014 | 3,540 | 64,669 | 1,882 | 303,559 | 8,903 | 252,129 | 6,815 | 362,551 | 128,031 | 2 |
| 161,232 | 4,200 | 114,458 | 59,052 | 21,837 | 139 | 48,958 | 1,176 | 31,301 | 214 | 96,578 | 949 | 92,889 | 1,306 | 151,914 | 107,754 | 3 |
| 68,552 | 908 | 64,908 | 28,290 | 12,032 | 61 | 33,301 | 485 | 23,191 | 190 | 48,566 | 319 | 38,995 | 285 | 53,885 | 30,134 | 4 |
| 92,066 | 3,262 | 49,058 | 35,740 | 9,544 | 71 | 14,689 | 387 | 4,428 | 40 | 47,142 | 567 | 58,427 | 1,008 | 97,779 | 77,599 | 5 |
| 614 | 30 | 492 | 22 | 261 | 7 | 968 | 304 | 3,682 | 44 | 870 | 63 | 467 | 13 | 250 | 21 | 6 |
| 282 | 12 | 244 | 39 | 16 | 1 | 370 | 30 | 58 | 5 | 185 | 5 | 227 | 6 | 51 | 28 | 7 |
| 225,424 | 13,680 | 107,611 | 8,654 | 49,298 | 2,963 | 40,564 | 2,250 | 29,430 | 1,595 | 194,607 | 7,801 | 152,094 | 5,402 | 206,127 | 20,138 | 8 |
| 217,250 | 12,956 | 103,928 | 8,258 | 48,113 | 2,930 | 39,270 | 2,129 | 28,221 | 1,557 | 189,061 | 7,501 | 146,872 | 5,065 | 200,925 | 19,165 | 9 |
| 7,776 | 642 | 2,131 | 374 | 1,088 | 30 | 848 | 103 | 538 | 22 | 5,013 | 257 | 4,716 | 295 | 4,858 | 958 | 10 |
| 313 | 76 | 1,415 | 12 | 87 | 3 | 380 | 16 | 582 | 14 | 335 | 32 | 246 | 37 | 814 | 11 | 11 |
| 85 | 6 | 137 | 10 | 10 | ----- | 66 | 2 | 89 | 2 | 198 | 11 | 260 | 5 | 30 | 4 | 12 |
| 845 | 59 | 704 | 42 | 496 | 23 | 1,363 | 73 | 2,329 | 60 | 2,160 | 116 | 1,030 | 55 | 371 | 58 | 13 |
| 620 | 40 | 592 | 28 | 326 | 15 | 939 | 32 | 1,789 | 14 | 1,378 | 37 | 712 | 30 | 333 | 43 | 14 |
| 204 | 18 | 107 | 14 | 98 | 8 | 377 | 39 | 1,018 | 46 | 390 | 31 | 252 | 19 | 30 | 15 | 15 |
| 21 | 1 | 5 | ----- | 12 | ----- | 47 | 2 | 22 | ----- | 392 | 48 | 66 | 6 | 8 | ----- | 16 |
| 1,108 | ----- | 2,844 | 9 | 1,944 | 6 | 320 | 1 | 228 | ----- | 8,039 | 8 | 4,993 | 6 | 1,643 | ----- | 17 |
| 134 | 3 | 222 | 9 | 40 | ----- | 102 | 2 | 98 | 1 | 298 | 2 | 411 | 5 | 107 | 3 | 18 |
| 31 | 2 | 85 | 7 | 8 | ----- | 21 | 1 | 28 | 1 | 36 | ----- | 97 | 1 | 34 | 2 | 19 |
| 103 | 1 | 187 | 2 | 32 | ----- | 81 | 1 | 70 | ----- | 262 | 2 | 314 | 4 | 73 | 1 | 20 |
| ----- | ----- | 22 | ----- | ----- | ----- | ----- | ----- | ----- | ----- | ----- | ----- | ----- | ----- | 1,613 | 43 | 21 |
| 1,172 | 4 | 1,392 | 8 | 199 | ----- | 254 | 1 | 631 | ----- | 1,434 | 3 | 294 | ----- | 716 | 7 | 22 |
| 29 | 1 | 117 | 18 | 21 | ----- | 83 | 7 | 94 | 7 | 308 | 19 | 191 | 35 | 9 | ----- | 23 |
| 6 | 4 | 4 | ----- | 2 | ----- | 4 | ----- | 5 | ----- | 67 | 4 | 29 | ----- | 6 | ----- | 24 |
| 23 | 1 | 113 | 13 | 19 | ----- | 79 | 7 | 89 | 7 | 241 | 15 | 162 | 35 | 3 | ----- | 25 |
| 13,934 | 7,568 | 8,936 | 4,065 | 7,262 | 6,659 | 13,266 | 6,088 | 37,300 | 23,303 | 24,269 | 16,473 | 17,112 | 13,104 | 8,121 | 4,813 | 26 |
| 863 | 46 | 96 | 16 | 175 | 20 | 338 | 89 | 1,266 | 356 | 864 | 124 | 568 | 188 | 28 | 5 | 27 |
| 54 | 42 | 23 | 14 | 31 | 18 | 102 | 80 | 455 | 337 | 203 | 114 | 191 | 178 | 3 | 3 | 28 |
| 776 | 4 | 68 | 2 | 121 | 1 | 188 | 8 | 543 | 11 | 599 | 10 | 310 | 9 | 22 | 2 | 29 |
| 33 | ----- | 10 | ----- | 23 | 1 | 48 | ----- | 263 | 8 | 92 | ----- | 67 | ----- | 3 | ----- | 30 |
| 239 | 4 | 159 | 4 | 174 | 1 | 409 | 8 | 2,699 | 132 | 621 | 10 | 388 | 11 | 51 | ----- | 31 |
| 116 | 2 | 35 | ----- | 45 | ----- | 119 | 1 | 908 | 18 | 243 | 1 | 154 | 2 | 37 | ----- | 32 |
| 123 | 2 | 61 | 4 | 129 | 1 | 230 | 7 | 1,791 | 119 | 378 | 9 | 234 | 9 | 14 | ----- | 33 |
| 160 | 134 | 96 | 32 | 76 | 121 | 139 | 154 | 955 | 889 | 387 | 387 | 223 | 227 | 26 | 53 | 34 |
| 2,880 | 39 | 1,441 | 14 | 1,030 | 39 | 1,763 | 35 | 3,549 | 133 | 3,359 | 105 | 2,610 | 80 | 1,893 | 13 | 35 |
| 572 | 4 | 313 | 4 | 316 | 4 | 423 | 6 | 1,496 | 38 | 931 | 17 | 567 | 18 | 268 | 2 | 36 |
| 453 | ----- | 358 | 2 | 398 | ----- | 929 | 1 | 3,849 | 43 | 1,312 | 5 | 748 | 5 | 88 | ----- | 37 |
| 503 | ----- | 629 | 2 | 444 | ----- | 633 | 1 | 2,935 | 7 | 1,049 | 3 | 1,043 | ----- | 203 | ----- | 38 |
| 275 | ----- | 228 | ----- | 165 | ----- | 269 | ----- | 1,533 | 7 | 432 | 2 | 432 | ----- | 123 | ----- | 39 |
| 113 | ----- | 343 | 2 | 143 | ----- | 308 | ----- | 1,053 | ----- | 321 | ----- | 263 | ----- | 34 | ----- | 40 |
| 10 | ----- | 5 | ----- | 3 | ----- | 10 | ----- | 60 | ----- | 31 | ----- | 52 | ----- | ----- | ----- | 41 |
| 105 | ----- | 53 | ----- | 133 | ----- | 96 | 1 | 314 | ----- | 215 | ----- | 251 | ----- | 46 | ----- | 42 |
| 432 | 21 | 210 | 21 | 191 | 33 | 362 | 23 | 1,507 | 130 | 755 | 81 | 703 | 75 | 172 | 19 | 43 |
| 3,131 | 16 | 1,308 | 8 | 891 | 4 | 2,029 | 6 | 3,412 | 47 | 3,412 | 27 | 2,497 | 21 | 1,023 | 4 | 44 |
| 35 | 50 | 88 | 16 | 74 | 115 | 234 | 87 | 894 | 850 | 335 | 199 | 154 | 113 | 14 | 13 | 45 |
| 33 | 36 | 15 | 10 | 23 | 64 | 30 | 32 | 303 | 302 | 84 | 54 | 50 | 10 | 10 | 46 | |
| 7 | 13 | 5 | 6 | 12 | 51 | 34 | 43 | 123 | 531 | 21 | 96 | 25 | 66 | 3 | 47 | |
| 45 | 1 | 68 | ----- | 33 | ----- | 140 | 12 | 468 | 17 | 287 | 19 | 75 | 2 | 4 | ----- | 48 |
| 534 | 880 | 337 | 473 | 247 | 568 | 831 | 709 | 2,580 | 3,433 | 1,031 | 2,106 | 719 | 1,033 | 131 | 397 | 49 |
| 1,909 | 196 | 1,037 | 142 | 1,115 | 151 | 1,231 | 100 | 3,322 | 232 | 2,537 | 2,061 | 2,061 | 173 | 808 | 171 | 50 |
| 673 | 153 | 373 | 139 | 639 | 131 | 531 | 80 | 1,111 | 188 | 1,033 | 187 | 714 | 127 | 232 | 166 | 51 |
| 31 | 4 | 37 | ----- | 7 | ----- | 30 | ----- | 279 | 9 | 151 | 5 | 235 | 12 | 34 | 1 | 52 |
| 770 | 24 | 353 | ----- | 177 | 4 | 235 | 1 | 561 | 23 | 637 | 18 | 632 | 23 | 360 | 3 | 53 |
| 410 | 15 | 239 | 3 | 221 | 9 | 325 | 14 | 1,371 | 62 | 666 | 6 | 430 | 11 | 132 | 1 | 54 |
| 3,558 | 98 | 1,527 | 25 | 1,139 | 67 | 2,020 | 87 | 4,768 | 729 | 4,032 | 270 | 1,915 | 199 | 1,642 | 16 | 55 |
| 3,492 | 6,061 | 1,203 | 3,238 | 901 | 5,323 | 1,672 | 4,760 | 2,967 | 15,363 | 3,345 | 12,344 | 2,547 | 10,334 | 1,741 | 4,119 | 56 |
| 3,349 | 6,056 | 1,121 | 3,272 | 823 | 5,322 | 1,541 | 4,756 | 2,533 | 15,330 | 3,111 | 12,313 | 2,313 | 10,313 | 1,679 | 4,116 | 57 |
| 143 | 5 | 87 | 16 | 73 | 1 | 131 | 4 | 334 | 38 | 234 | 26 | 229 | 16 | 62 | 3 | 58 |
| 123 | 19 | 79 | 17 | 91 | 13 | 153 | 22 | 551 | 211 | 542 | 79 | 354 | 72 | 33 | ----- | 59 |
| 88 | 1 | 42 | 1 | 79 | ----- | 116 | ----- | 324 | 1 | 459 | 1 | 291 | ----- | 20 | ----- | 60 |
| 35 | 18 | 37 | 16 | 12 | 13 | 37 | 22 | 227 | 210 | 33 | 78 | 63 | 72 | 13 | ----- | 61 |
| 73,643 | 53,536 | 68,920 | 46,693 | 36,543 | 13,241 | 63,639 | 50,898 | 124,312 | 106,191 | 125,146 | 56,885 | 77,074 | 47,330 | 36,038 | 39,124 | 62 |
| 2,006 | 37 | 1,489 | 44 | 1,180 | 11 | 2,102 | 85 | 6,349 | 350 | 3,325 | 179 | 2,523 | 127 | 741 | 5 | 63 |
| 1,459 | 5 | 1,302 | 6 | 222 | ----- | 1,213 | 10 | 3,239 | 18 | 2,716 | 12 | 2,564 | 8 | 132 | 1 | 64 |
| 178 | 843 | 147 | 896 | 103 | 724 | 103 | 320 | 699 | 4,221 | 466 | 1,732 | 949 | 186 | 634 | 66 | 65 |
| 529 | 143 | 242 | 158 | 639 | 65 | 408 | 48 | 1,225 | 137 | 1,728 | 236 | 1,487 | 239 | 226 | 219 | 66 |
| 81 | 2,362 | 104 | 947 | 118 | 3,292 | 216 | 2,294 | 649 | 11,356 | 244 | 5,339 | 130 | 4,211 | 26 | 814 | 67 |
| 688 | 97 | 233 | 26 | 301 | 2 | 675 | 204 | 4,937 | 263 | 1,470 | 116 | 1,271 | 53 | 89 | 6 | 68 |
| 572 | 84 | 156 | 21 | 272 | 2 | 497 | 198 | 4,338 | 266 | 1,302 | 114 | 1,217 | 53 | 53 | 6 | 69 |
| 116 | 13 | 82 | 5 | 29 | ----- | 178 | 6 | 549 | 2 | 163 | 2 | 54 | ----- | 36 | ----- | 70 |
| 55,596 | 1,379 | 56,158 | 6,496 | 28,985 | 393 | 49,258 | 2,026 | 76,235 | 931 | 98,900 | 1,479 | 55,145 | 463 | 29,412 | 7,834 | 71 |
| 156 | ----- | 73 | ----- | 77 | ----- | 175 | ----- | 1,059 | 3 | 336 | 2 | 342 | ----- | 29 | 1 | 72 |
| 124 | ----- | 265 | 1 | 53 | ----- | 325 | ----- | 314 | ----- | 184 | ----- | 263 | ----- | 59 | ----- | 73 |
| 55,265 | 1,379 | 54,552 | 6,491 | 28,300 | 393 | 46,672 | 2,017 | 72,966 | 927 | 97,054 | 1,477 | 54,111 | 463 | 29,189 | 7,833 | 74 |
| 35 | ----- | 759 | 2 | 293 | ----- | 15 | ----- | 1,154 | ----- | 1,094 | ----- | 361 | ----- | 24 | ----- | 75 |
| 16 | ----- | 504 | ----- | 262 | ----- | 2,071 | 8 | 242 | ----- | 232 | ----- | 63 | ----- | 111 | ----- | 76 |

TABLE 93.—TOTAL PERSONS 10 YEARS OF AGE AND OVER ENGAGED IN EACH SPECIFIED

| OCCUPATIONS. | ILLINOIS. | | INDIANA. | | INDIAN TERRITORY. | | IOWA. | | KANSAS. | |
|--|-----------|----------|----------|----------|-------------------|----------|---------|----------|---------|----------|
| | Males. | Females. | Males. | Females. | Males. | Females. | Males. | Females. | Males. | Females. |
| Domestic and personal service—Continued. | | | | | | | | | | |
| 1 Launderers and laundresses | 3,221 | 13,510 | 913 | 6,207 | 55 | 808 | 734 | 3,437 | 416 | 3,174 |
| 2 Laundry work (hand) | 2,399 | 12,896 | 610 | 5,977 | 32 | 794 | 418 | 3,200 | 247 | 3,048 |
| 3 Laundry work (steam) | 822 | 674 | 303 | 230 | 23 | 14 | 316 | 237 | 169 | 126 |
| 4 Nurses and midwives | 641 | 6,673 | 318 | 1,917 | 3 | 68 | 215 | 1,727 | 141 | 881 |
| 5 Nurses (trained) | 13 | 705 | 12 | 216 | — | — | 13 | 160 | 15 | 68 |
| 6 Nurses (not specified) | 628 | 5,498 | 306 | 1,649 | 3 | 53 | 202 | 1,508 | 126 | 781 |
| 7 Midwives | — | 470 | — | 52 | — | 15 | — | 59 | — | 32 |
| 8 Restaurant keepers | 2,415 | 390 | 895 | 100 | 171 | 16 | 1,485 | 176 | 974 | 100 |
| 9 Saloon keepers | 10,284 | 196 | 4,084 | 27 | 75 | — | 1,618 | 8 | 600 | 9 |
| 10 Servants and waiters | 16,971 | 82,797 | 4,889 | 33,853 | 728 | 2,563 | 3,373 | 30,341 | 2,523 | 13,467 |
| 11 Servants | 12,387 | 80,036 | 3,812 | 32,573 | 661 | 2,505 | 2,893 | 29,375 | 2,185 | 12,951 |
| 12 Waiters | 4,584 | 2,761 | 1,077 | 790 | 67 | 58 | 480 | 966 | 338 | 516 |
| 13 Soldiers, sailors, and marines (U. S.) | 1,684 | — | 1,272 | — | 16 | — | 277 | — | 1,979 | — |
| 14 Soldiers (U. S.) | 1,464 | — | 1,224 | — | 15 | — | 235 | — | 1,965 | — |
| 15 Sailors (U. S.) | 178 | — | 44 | — | 1 | — | 23 | — | 11 | — |
| 16 Marines (U. S.) | 42 | — | 4 | — | — | — | 19 | — | 3 | — |
| 17 Watchmen, policemen, firemen, etc. | 11,557 | 45 | 3,412 | 14 | 166 | 1 | 1,640 | 5 | 1,098 | 6 |
| 18 Watchmen, policemen, and detectives | 10,237 | 45 | 2,898 | 14 | 165 | 1 | 1,438 | 5 | 974 | 6 |
| 19 Firemen (fire department) | 1,320 | — | 514 | — | 1 | — | 202 | — | 124 | — |
| 20 Other domestic and personal service | 1,390 | 415 | 565 | 181 | 52 | 4 | 339 | 67 | 203 | 43 |
| 21 Bootblacks | 304 | 14 | 96 | — | 13 | — | 69 | — | 51 | — |
| 22 Hunters, trappers, guides, and scouts | 37 | — | 18 | — | 12 | — | 20 | — | 6 | — |
| 23 Not specified | 1,049 | 401 | 451 | 181 | 27 | 4 | 250 | 67 | 146 | 43 |
| 24 Trade and transportation | 346,144 | 50,902 | 125,081 | 13,464 | 10,513 | 361 | 118,186 | 10,820 | 64,702 | 6,169 |
| 25 Agents | 22,007 | 1,050 | 7,806 | 464 | 422 | 21 | 8,303 | 361 | 4,006 | 211 |
| 26 Agents (insurance and real estate) | 10,982 | 244 | 3,870 | 58 | 127 | 3 | 4,139 | 58 | 2,290 | 38 |
| 27 Agents (not specified) | 11,025 | 806 | 3,936 | 406 | 295 | 18 | 4,164 | 303 | 1,716 | 173 |
| 28 Bankers and brokers | 6,583 | 8 | 1,950 | 2 | 80 | 1 | 3,825 | 11 | 1,139 | 7 |
| 29 Bankers and brokers (money and stocks) | 6,017 | 3 | 1,844 | 2 | 79 | 1 | 3,779 | 11 | 1,100 | 7 |
| 30 Brokers (commercial) | 566 | 5 | 106 | — | 1 | — | 46 | — | 39 | — |
| 31 Boatmen and sailors | 2,600 | 7 | 626 | 1 | 60 | — | 260 | — | 81 | — |
| 32 Boatmen and canalmen | 248 | 5 | 43 | — | 3 | — | 57 | — | 12 | — |
| 33 Pilots | 164 | — | 104 | — | — | — | 72 | — | 4 | — |
| 34 Sailors ¹ | 2,188 | 2 | 479 | 1 | 57 | — | 131 | — | 15 | — |
| 35 Bookkeepers and accountants ¹ | 16,520 | 7,507 | 4,154 | 2,104 | 243 | 38 | 2,898 | 1,552 | 1,516 | 807 |
| 36 Clerks and copyists ¹ | 53,569 | 11,625 | 11,046 | 1,817 | 682 | 60 | 8,998 | 1,695 | 5,550 | 1,106 |
| 37 Clerks and copyists | 47,224 | 11,543 | 9,373 | 1,803 | 602 | 58 | 7,888 | 1,674 | 4,973 | 1,100 |
| 38 Clerks (shipping) | 4,079 | 69 | 760 | 6 | 5 | — | 490 | 10 | 169 | 5 |
| 39 Letter and mail carriers | 2,266 | 8 | 913 | 8 | 75 | 2 | 620 | 11 | 408 | 1 |
| 40 Commercial travelers | 8,273 | 101 | 3,931 | 44 | 96 | — | 4,642 | 34 | 1,949 | 20 |
| 41 Draymen, hackmen, teamsters, etc. | 40,799 | 46 | 15,639 | 15 | 1,377 | 5 | 12,730 | 31 | 6,513 | 14 |
| 42 Draymen, teamsters, and expressmen | 38,911 | 44 | 15,070 | 14 | 1,339 | 5 | 12,329 | 30 | 6,215 | 13 |
| 43 Carriage and hack drivers | 1,888 | 2 | 569 | 1 | 38 | — | 401 | 1 | 293 | 1 |
| 44 Foremen and overseers | 4,063 | 137 | 1,636 | 13 | 179 | 3 | 1,880 | 14 | 1,377 | 7 |
| 45 Foremen and overseers (livery stable) | 338 | — | 31 | — | 3 | — | 32 | — | 18 | — |
| 46 Foremen and overseers (steam railroad) | 2,524 | 3 | 1,310 | — | 153 | — | 1,692 | 2 | 1,266 | — |
| 47 Foremen and overseers (street railway) | 105 | 1 | 36 | — | — | — | 13 | — | 7 | — |
| 48 Foremen and overseers (not specified) | 1,096 | 133 | 259 | 13 | 18 | 3 | 133 | 12 | 86 | 7 |
| 49 Hostlers | 4,455 | 7 | 2,671 | — | 117 | — | 1,705 | — | 915 | — |
| 50 Hucksters and peddlers | 5,888 | 152 | 1,720 | 31 | 133 | 7 | 850 | 36 | 443 | 18 |
| 51 Livery stable keepers | 2,342 | 20 | 1,614 | 9 | 224 | 1 | 1,973 | 4 | 1,211 | 10 |
| 52 Merchants and dealers (except wholesale) | 53,356 | 2,278 | 24,406 | 665 | 3,256 | 41 | 23,751 | 446 | 14,124 | 359 |
| 53 Boots and shoes | 1,207 | 33 | 575 | 13 | 6 | — | 553 | 6 | 178 | 2 |
| 54 Cigars and tobacco | 900 | 78 | 263 | 5 | 3 | 1 | 151 | 2 | 79 | 2 |
| 55 Clothing and men's furnishings | 1,350 | 20 | 549 | 6 | 6 | — | 715 | 4 | 267 | — |
| 56 Coal and wood | 2,079 | 28 | 361 | 7 | 13 | — | 367 | 2 | 385 | 1 |
| 57 Drugs and medicines | 4,268 | 110 | 2,470 | 45 | 377 | 4 | 2,479 | 46 | 1,410 | 41 |
| 58 Dry goods, fancy goods, and notions | 2,720 | 259 | 1,447 | 84 | 230 | 2 | 1,413 | 56 | 790 | 50 |
| 59 General store | 1,934 | 64 | 1,213 | 39 | 451 | 6 | 1,870 | 32 | 1,050 | 26 |
| 60 Groceries | 10,599 | 594 | 5,678 | 240 | 531 | 7 | 3,540 | 92 | 2,490 | 91 |
| 61 Liquors and wines | 605 | 10 | 127 | 1 | 7 | — | 61 | 2 | 24 | — |
| 62 Lumber | 1,280 | 4 | 822 | 3 | 49 | — | 970 | 5 | 447 | 3 |
| 63 Produce and provisions | 2,119 | 45 | 826 | 16 | 38 | — | 604 | 6 | 368 | 3 |
| 64 Not specified | 24,295 | 1,033 | 10,075 | 206 | 1,545 | 21 | 11,023 | 193 | 6,686 | 140 |
| 65 Merchants and dealers (wholesale) | 5,523 | 38 | 1,193 | 4 | 60 | — | 1,470 | 12 | 909 | 3 |
| 66 Messengers and errand and office boys | 6,966 | 1,116 | 727 | 133 | 25 | 1 | 467 | 50 | 305 | 13 |
| 67 Bundle and cash boys | 677 | 812 | 110 | 94 | 2 | — | 96 | 27 | 15 | 7 |
| 68 Messengers | 4,118 | 85 | 500 | 7 | 19 | 1 | 308 | 6 | 232 | 2 |
| 69 Office boys | 2,171 | 219 | 117 | 37 | 4 | — | 63 | 17 | 58 | 4 |
| 70 Officials of banks and companies | 6,293 | 149 | 2,132 | 50 | 141 | — | 2,331 | 61 | 1,399 | 30 |
| 71 Bank officials and cashiers | 937 | 38 | 475 | 16 | 57 | — | 1,182 | 36 | 515 | 16 |
| 72 Officials (insurance and trust companies, etc.) | 334 | 14 | 159 | 6 | — | — | 172 | 6 | 62 | 1 |
| 73 Officials (trade companies) | 1,973 | 57 | 405 | 10 | 33 | — | 495 | 6 | 227 | 5 |
| 74 Officials (transportation companies) | 2,999 | 40 | 1,093 | 18 | 51 | — | 982 | 13 | 595 | 8 |
| 75 Packers and shippers | 3,236 | 1,301 | 1,188 | 352 | 12 | — | 655 | 282 | 413 | 34 |
| 76 Porters and helpers (in stores, etc.) | 3,389 | 37 | 807 | 14 | 48 | — | 425 | 5 | 391 | 3 |
| 77 Salesmen and saleswomen | 37,775 | 12,149 | 15,012 | 4,372 | 1,461 | 124 | 12,260 | 3,605 | 7,334 | 2,055 |

¹See explanatory notes in table 91.

OCCUPATIONS.

OCCUPATION (IN DETAIL), CLASSIFIED BY SEX, BY STATES AND TERRITORIES: 1900—Continued.

| KENTUCKY. | | LOUISIANA. | | MAINE. | | MARYLAND. | | MASSACHUSETTS. | | MICHIGAN. | | MINNESOTA. | | MISSISSIPPI. | |
|-----------|----------|------------|----------|--------|----------|-----------|----------|----------------|----------|-----------|----------|------------|----------|--------------|----------|
| Males. | Females. | Males. | Females. | Males. | Females. | Males. | Females. | Males. | Females. | Males. | Females. | Males. | Females. | Males. | Females. |
| 442 | 13,446 | 498 | 13,820 | 413 | 1,001 | 910 | 10,452 | 3,972 | 8,883 | 1,072 | 4,018 | 569 | 3,237 | 168 | 10,735 |
| 302 | 13,275 | 440 | 13,743 | 302 | 949 | 678 | 10,318 | 3,268 | 8,308 | 579 | 3,628 | 331 | 2,900 | 129 | 10,711 |
| 140 | 171 | 58 | 77 | 111 | 52 | 237 | 134 | 704 | 575 | 493 | 390 | 238 | 337 | 39 | 24 |
| 188 | 1,765 | 90 | 1,523 | 160 | 1,277 | 173 | 2,390 | 971 | 9,035 | 497 | 2,381 | 282 | 2,233 | 69 | 1,158 |
| 8 | 208 | 3 | 77 | 8 | 129 | 12 | 294 | 54 | 742 | 18 | 255 | 10 | 155 | 5 | 5 |
| 180 | 1,437 | 87 | 1,121 | 152 | 1,142 | 161 | 1,934 | 917 | 8,227 | 479 | 2,555 | 272 | 1,933 | 64 | 1,016 |
| | 120 | | 330 | | 6 | | 162 | | 66 | | 71 | | 145 | | 116 |
| 286 | 72 | 274 | 78 | 248 | 36 | 490 | 75 | 1,611 | 216 | 514 | 127 | 746 | 118 | 148 | 52 |
| 1,418 | 35 | 733 | 31 | 213 | 7 | 1,732 | 126 | 790 | 8 | 3,308 | 23 | 2,911 | 17 | 96 | 1 |
| 7,071 | 32,753 | 5,117 | 22,637 | 1,768 | 11,392 | 7,138 | 32,245 | 11,767 | 70,103 | 5,106 | 40,514 | 5,450 | 36,050 | 3,912 | 17,599 |
| 6,024 | 32,533 | 4,395 | 22,662 | 1,570 | 10,639 | 3,876 | 31,656 | 8,251 | 65,635 | 4,501 | 38,365 | 4,578 | 34,598 | 3,565 | 17,562 |
| 1,047 | 170 | 722 | 75 | 198 | 703 | 3,262 | 589 | 3,516 | 4,413 | 605 | 1,649 | 372 | 1,452 | 347 | 37 |
| 1,063 | | 283 | | 627 | | 1,123 | | 1,899 | | 739 | | 662 | | 77 | |
| 1,033 | | 226 | | 355 | | 667 | | 1,081 | | 643 | | 620 | | 32 | |
| 24 | | 49 | | 229 | | 366 | | 465 | | 80 | | 33 | | 43 | |
| 6 | | 8 | | 43 | | 90 | | 353 | | 11 | | 9 | | 2 | |
| 2,215 | 5 | 1,888 | 6 | 922 | 7 | 2,601 | 12 | 8,779 | 24 | 3,729 | 9 | 2,268 | 12 | 679 | |
| 1,952 | 5 | 1,664 | 6 | 871 | 7 | 2,312 | 12 | 7,605 | 24 | 3,043 | 9 | 1,744 | 12 | 660 | |
| 263 | | 224 | | 51 | | 239 | | 1,174 | | 686 | | 524 | | 19 | |
| 423 | 89 | 357 | 25 | 502 | 34 | 497 | 111 | 1,640 | 641 | 332 | 170 | 755 | 113 | 177 | 46 |
| 139 | | 39 | 3 | 108 | | 553 | | 12 | 6 | 57 | | 58 | | 85 | |
| 12 | | 179 | | 330 | | 12 | | 12 | 1 | 117 | | 397 | | 25 | |
| 272 | 89 | 89 | 22 | 150 | 34 | 377 | 111 | 1,075 | 684 | 658 | 170 | 300 | 88 | 75 | 46 |
| 77,051 | 6,831 | 54,259 | 3,354 | 38,508 | 4,709 | 82,102 | 9,265 | 238,530 | 44,944 | 126,328 | 17,147 | 102,273 | 10,645 | 34,127 | 1,514 |
| 4,060 | 195 | 2,634 | 84 | 1,349 | 106 | 3,635 | 110 | 12,733 | 813 | 7,279 | 454 | 7,853 | 208 | 1,272 | 43 |
| 2,022 | 19 | 826 | 20 | 699 | 12 | 1,707 | 31 | 7,497 | 146 | 3,237 | 88 | 2,382 | 41 | 419 | 27 |
| 2,038 | 176 | 1,808 | 64 | 650 | 94 | 1,928 | 79 | 5,236 | 672 | 4,042 | 366 | 4,971 | 167 | 853 | 33 |
| 974 | 3 | 654 | 2 | 567 | 3 | 846 | 2 | 3,288 | 3 | 2,188 | 13 | 1,989 | 10 | 361 | 3 |
| 304 | 2 | 339 | 2 | 526 | 3 | 693 | 2 | 2,914 | | 2,113 | 12 | 1,572 | 8 | 287 | 3 |
| 170 | 1 | 265 | | 41 | | 133 | | 374 | 3 | 75 | | 117 | 2 | 74 | |
| 752 | | 1,937 | 3 | 4,237 | | 3,965 | | 3,369 | 4 | 4,447 | 3 | 1,408 | 2 | 845 | 31 |
| 132 | | 199 | 1 | 109 | | 612 | | 301 | 2 | 300 | | 80 | 2 | 68 | |
| 183 | | 266 | 1 | 51 | | 104 | | 155 | 2 | 98 | | 73 | | 73 | |
| 437 | | 1,472 | 1 | 4,127 | | 3,249 | | 2,913 | 2 | 4,049 | 3 | 1,255 | | 704 | |
| 2,650 | 824 | 2,160 | 207 | 1,134 | 1,079 | 3,039 | 736 | 10,972 | 11,357 | 5,339 | 2,801 | 4,135 | 1,439 | 1,135 | 110 |
| 8,601 | 899 | 9,021 | 410 | 8,348 | 931 | 14,391 | 1,164 | 80,755 | 6,607 | 13,261 | 3,392 | 12,260 | 2,423 | 2,522 | 224 |
| 7,652 | 892 | 8,523 | 406 | 2,991 | 927 | 13,659 | 1,150 | 27,612 | 6,558 | 11,230 | 3,341 | 10,999 | 2,412 | 2,228 | 221 |
| 382 | 3 | 196 | 3 | 110 | | 606 | 11 | 1,459 | 4 | 1,142 | 37 | 633 | 3 | 40 | |
| 567 | 4 | 296 | 1 | 247 | 4 | 626 | 3 | 1,634 | 7 | 339 | 14 | 628 | 8 | 254 | 3 |
| 1,882 | 20 | 994 | 13 | 863 | 9 | 1,237 | 13 | 5,512 | 73 | 3,990 | 53 | 3,707 | 46 | 633 | 9 |
| 9,597 | 15 | 5,964 | 20 | 5,131 | 4 | 9,352 | 15 | 37,404 | 44 | 16,106 | 14 | 11,443 | 13 | 3,931 | 11 |
| 9,024 | 12 | 5,615 | 20 | 4,736 | 4 | 8,597 | 15 | 33,936 | 43 | 15,434 | 14 | 10,856 | 13 | 3,698 | 10 |
| 573 | 3 | 393 | | 395 | | 785 | | 3,463 | 1 | 672 | | 587 | | 233 | 43 |
| 906 | 17 | 673 | 5 | 332 | 6 | 712 | 32 | 2,107 | 117 | 1,323 | 37 | 1,566 | 21 | 654 | 1 |
| 61 | | 10 | | 9 | | 72 | | 223 | | 143 | 1 | 72 | | 5 | |
| 640 | | 416 | | 238 | 1 | 356 | | 756 | | 1,292 | | 1,266 | | 456 | |
| 53 | | 10 | | 7 | | 22 | | 113 | | 40 | | 43 | | 1 | |
| 152 | 17 | 242 | 5 | 78 | 5 | 262 | 32 | 1,010 | 117 | 343 | 36 | 185 | 21 | 192 | 1 |
| 1,596 | 1 | 1,280 | 2 | 899 | 1 | 1,195 | 1 | 5,207 | 7 | 1,227 | | 1,118 | 1 | 691 | 2 |
| 1,345 | 50 | 1,275 | 151 | 673 | 43 | 1,823 | 55 | 5,797 | 221 | 2,225 | 53 | 970 | 46 | 229 | 33 |
| 685 | 2 | 227 | 2 | 393 | 2 | 343 | 2 | 1,293 | 10 | 1,143 | 6 | 948 | 5 | 250 | 1 |
| 16,038 | 640 | 9,467 | 632 | 8,399 | 223 | 13,634 | 1,479 | 33,831 | 2,113 | 23,330 | 833 | 15,656 | 399 | 7,310 | 330 |
| 217 | 6 | 36 | 6 | 231 | 3 | 212 | 13 | 1,241 | 32 | 666 | 18 | 310 | 5 | | 53 |
| 1,034 | 32 | 72 | 10 | 63 | 1 | 302 | 66 | 599 | 50 | 293 | 26 | 127 | 16 | 15 | 2 |
| 274 | 1 | 99 | 3 | 301 | 1 | 337 | 17 | 1,126 | 16 | 636 | 10 | 405 | 4 | 21 | 55 |
| 343 | 8 | 231 | 32 | 213 | | 532 | 14 | 1,405 | 8 | 628 | 12 | 344 | 1 | 57 | 3 |
| 1,302 | 26 | 634 | 14 | 523 | 8 | 831 | 11 | 2,445 | 61 | 2,133 | 41 | 1,263 | 33 | 429 | 11 |
| 1,599 | 133 | 529 | 144 | 414 | 36 | 455 | 155 | 1,231 | 321 | 1,250 | 110 | 665 | 26 | 634 | 32 |
| 617 | 11 | 336 | 13 | 297 | 8 | 451 | 39 | 234 | 18 | 1,160 | 49 | 1,378 | 23 | 640 | 11 |
| 3,610 | 225 | 2,290 | 212 | 2,278 | 33 | 2,433 | 622 | 7,623 | 523 | 5,193 | 249 | 2,359 | 75 | 1,103 | 87 |
| 159 | 3 | 95 | 1 | 17 | | 172 | 9 | 1,095 | 11 | 173 | 2 | 207 | | 20 | |
| 331 | 1 | 99 | | 131 | 3 | 243 | 4 | 643 | 1 | 630 | 1 | 640 | 5 | 34 | |
| 346 | 5 | 194 | 23 | 357 | 1 | 829 | 53 | 3,553 | 27 | 955 | 9 | 558 | 7 | 68 | 2 |
| 6,201 | 134 | 4,752 | 224 | 3,469 | 85 | 6,732 | 466 | 17,336 | 1,045 | 9,563 | 356 | 7,400 | 199 | 4,202 | 132 |
| 716 | 3 | 437 | 5 | 332 | | 994 | 5 | 2,642 | 12 | 956 | 9 | 1,274 | 3 | 67 | |
| 394 | 40 | 936 | 20 | 172 | 19 | 1,324 | 104 | 4,339 | 727 | 985 | 150 | 933 | 155 | 248 | 9 |
| 157 | 22 | 129 | 10 | 6 | 7 | 111 | 80 | 300 | 533 | 176 | 103 | 174 | 110 | 4 | |
| 554 | 9 | 530 | 8 | 134 | 7 | 1,450 | 21 | 3,055 | 135 | 609 | 12 | 576 | 6 | 213 | 8 |
| 133 | 9 | 227 | 2 | 32 | 5 | 263 | 3 | 984 | 54 | 200 | 30 | 133 | 39 | 26 | 1 |
| 1,415 | 17 | 766 | 7 | 656 | 9 | 1,325 | 13 | 3,752 | 93 | 2,145 | 44 | 2,273 | 30 | 444 | 2 |
| 333 | 3 | 109 | | 171 | 4 | 170 | 4 | 624 | 17 | 464 | 7 | 497 | 6 | 112 | 1 |
| 93 | 2 | 50 | 2 | 33 | 3 | 146 | 4 | 329 | 5 | 123 | 5 | 136 | 3 | 5 | |
| 332 | 9 | 244 | 2 | 132 | | 454 | 6 | 1,137 | 51 | 524 | 13 | 534 | 10 | 62 | |
| 657 | 3 | 363 | 3 | 320 | 2 | 556 | 4 | 1,612 | 20 | 1,034 | 19 | 1,056 | 11 | 265 | 1 |
| 912 | 246 | 351 | 116 | 231 | 150 | 947 | 739 | 5,003 | 2,435 | 1,555 | 456 | 1,174 | 216 | 65 | 3 |
| 1,326 | 12 | 1,097 | 46 | 62 | 1 | 1,554 | 20 | 1,760 | 28 | 528 | 28 | 679 | 6 | 1,073 | 6 |
| 7,520 | 2,230 | 5,335 | 979 | 4,030 | 1,222 | 7,413 | 3,536 | 32,240 | 11,935 | 12,375 | 4,608 | 10,373 | 2,601 | 3,955 | 445 |

*

STATISTICS OF POPULATION.

TABLE 93.—TOTAL PERSONS 10 YEARS OF AGE AND OVER ENGAGED IN EACH SPECIFIED

| OCCUPATIONS. | ILLINOIS. | | INDIANA. | | INDIAN TERRITORY. | | IOWA. | | KANSAS. | |
|---|-----------|----------|----------|----------|-------------------|----------|---------|----------|---------|----------|
| | Males. | Females. | Males. | Females. | Males. | Females. | Males. | Females. | Males. | Females. |
| <i>Trade and transportation—Continued.</i> | | | | | | | | | | |
| 1 Steam railroad employees | 42,799 | 145 | 20,238 | 27 | 1,567 | 3 | 23,397 | 31 | 12,274 | 39 |
| 2 Baggage men | 1,510 | 1 | 623 | | 7 | | 507 | | 214 | |
| 3 Brakemen | 3,759 | 1 | 2,549 | | 57 | | 2,384 | 1 | 1,227 | |
| 4 Conductors | 3,463 | | 1,495 | | 36 | | 1,325 | | 837 | |
| 5 Engineers and firemen | 7,923 | 1 | 4,488 | | 110 | | 4,125 | | 2,442 | |
| 6 Laborers | 16,540 | 49 | 7,822 | 17 | 1,077 | 3 | 11,902 | 13 | 5,357 | 10 |
| 7 Station agents and employees | 2,981 | 92 | 1,332 | 8 | 219 | | 1,761 | 17 | 1,225 | 28 |
| 8 Switchmen, yardmen, and flagmen | 6,618 | 1 | 1,929 | 2 | 61 | | 1,393 | | 972 | 1 |
| 9 Stenographers and typewriters ¹ | 2,259 | 10,720 | 582 | 2,477 | 39 | 32 | 494 | 1,956 | 378 | 1,128 |
| 10 Stenographers | 2,074 | 10,016 | 557 | 2,333 | 39 | 30 | 467 | 1,859 | 349 | 1,062 |
| 11 Typewriters | 185 | 704 | 25 | 144 | | 2 | 27 | 97 | 24 | 66 |
| 12 Street railway employees | 6,450 | 13 | 1,444 | | 5 | | 392 | | 507 | |
| 13 Conductors | 2,802 | 1 | 614 | | 1 | | 265 | | 186 | |
| 14 Drivers | 77 | | 6 | | | | 6 | | 10 | |
| 15 Laborers | 447 | 2 | 171 | | | | 239 | | 53 | |
| 16 Motormen | 3,011 | | 637 | | 4 | | 372 | | 256 | |
| 17 Station agents and employees | 113 | 10 | 16 | | | | 10 | | 2 | |
| 18 Telegraph and telephone linemen | 903 | | 585 | | 29 | | 433 | | 249 | |
| 19 Telegraph and telephone operators | 5,134 | 2,044 | 2,190 | 801 | 118 | 22 | 1,993 | 596 | 1,109 | 279 |
| 20 Telegraph operators | 4,671 | 643 | 2,084 | 158 | 108 | 8 | 1,905 | 154 | 1,066 | 89 |
| 21 Telephone operators | 463 | 1,401 | 106 | 643 | 10 | 14 | 88 | 442 | 43 | 190 |
| 22 Undertakers | 1,241 | 22 | 726 | 17 | 26 | 1 | 323 | 4 | 205 | 5 |
| 23 Other persons in trade and transportation | 3,711 | 230 | 1,058 | 47 | 63 | 1 | 721 | 34 | 460 | 21 |
| 24 Auctioneers | 202 | 1 | 83 | | 11 | | 185 | | 86 | |
| 25 Decorators, drapers, and window dressers | 576 | 37 | 47 | 1 | | | 43 | 2 | 13 | 2 |
| 26 Newspaper carriers and newsboys | 653 | 9 | 229 | 3 | 13 | | 90 | | 39 | 3 |
| 27 Weighers, gaugers, and measurers | 643 | 6 | 159 | 4 | 13 | | 97 | | 88 | 5 |
| 28 Not specified | 1,637 | 177 | 540 | 39 | 26 | 1 | 306 | 32 | 184 | 11 |
| 29 Manufacturing and mechanical pursuits ¹ | 405,319 | 76,231 | 176,711 | 29,900 | 10,104 | 793 | 103,507 | 21,296 | 61,866 | 10,028 |
| <i>Building trades.</i> | | | | | | | | | | |
| 30 Carpenters and joiners | 42,571 | 24 | 21,602 | 7 | 1,474 | | 18,926 | 7 | 9,790 | 19 |
| 31 Carpenters and joiners | 42,082 | 23 | 21,408 | 7 | 1,468 | | 18,780 | 7 | 9,728 | 19 |
| 32 Ship carpenters | 274 | 1 | 117 | | | | 83 | | 9 | |
| 33 Apprentices and helpers | 215 | | 77 | | 6 | | 113 | | 53 | |
| 34 Masons (brick and stone) | 10,256 | | 4,681 | 3 | 311 | | 4,858 | | 2,635 | |
| 35 Masons | 9,456 | | 4,210 | 3 | 309 | | 4,653 | | 2,564 | |
| 36 Masons' laborers | 670 | | 418 | | 2 | | 108 | | 101 | |
| 37 Apprentices and helpers | 130 | | 53 | | | | 97 | | 20 | |
| 38 Painters, glaziers, and varnishers | 25,480 | 122 | 10,512 | 39 | 271 | | 7,529 | 21 | 3,621 | 11 |
| 39 Painters, glaziers, and varnishers | 24,252 | 120 | 9,288 | 35 | 265 | | 7,224 | 21 | 3,487 | 11 |
| 40 Painters (carriages and wagons) | 1,091 | | 1,183 | 4 | 5 | | 278 | | 114 | |
| 41 Apprentices and helpers | 137 | 2 | 41 | | 1 | | 27 | | 20 | |
| 42 Paper hangers | 1,758 | 19 | 1,235 | 15 | 8 | | 404 | 6 | 270 | |
| 43 Paper hangers | 1,749 | 18 | 1,226 | 15 | 8 | | 403 | 6 | 267 | |
| 44 Apprentices and helpers | 9 | 1 | 9 | | | | 1 | | 3 | |
| 45 Plasterers | 3,321 | 5 | 2,154 | | 33 | | 1,394 | 2 | 1,032 | |
| 46 Plasterers | 3,294 | 5 | 2,147 | | 33 | | 1,385 | 2 | 1,016 | |
| 47 Apprentices and helpers | 27 | | 7 | | | | 9 | | 16 | |
| 48 Plumbers and gas and steam fitters | 8,038 | 4 | 2,040 | | 10 | | 1,137 | | 618 | |
| 49 Plumbers and gas and steam fitters | 7,739 | 4 | 1,974 | | 9 | | 1,087 | | 538 | |
| 50 Apprentices and helpers | 299 | | 66 | | 1 | | 50 | | 35 | |
| 51 Roofers and slaters | 733 | | 134 | | 1 | | 62 | | 28 | |
| 52 Roofers and slaters | 725 | | 126 | | 1 | | 61 | | 28 | |
| 53 Apprentices and helpers | 8 | | 8 | | | | 1 | | | |
| 54 Mechanics (not otherwise specified) | 578 | 4 | 284 | | 28 | | 109 | 1 | 127 | 1 |
| <i>Chemicals and allied products.</i> | | | | | | | | | | |
| 55 Oil well and oil works employees | 98 | 1 | 1,559 | 1 | 15 | | 26 | | 27 | |
| 56 Oil well employees | 9 | | 1,457 | 1 | 1 | | 2 | | 7 | |
| 57 Oil works employees | 89 | 1 | 102 | | 14 | | 24 | | 20 | |
| 58 Other chemical workers | 228 | 73 | 266 | 55 | | | 71 | 51 | 214 | 8 |
| 59 Chemical works employees | 122 | 44 | 131 | 31 | | | 1 | 3 | 12 | |
| 60 Fertilizer makers | 14 | | 10 | | | | 1 | | 3 | |
| 61 Powder and cartridge makers | 55 | 15 | 38 | 2 | | | 3 | | 10 | |
| 62 Salt works employees | 9 | 1 | 1 | | | | | | 189 | 8 |
| 63 Starch makers | 28 | 13 | 86 | 22 | | | 61 | 45 | | |
| <i>Clay, glass, and stone products.</i> | | | | | | | | | | |
| 64 Brick and tile makers, etc. | 3,220 | 10 | 1,701 | 82 | 44 | | 1,263 | 2 | 395 | |
| 65 Brick makers | 2,646 | 7 | 1,336 | | 44 | | 1,116 | 1 | 390 | |
| 66 Tile makers | 458 | 3 | 356 | 82 | | | 142 | 1 | 5 | |
| 67 Terra cotta workers | 116 | | 9 | | | | 5 | | | |
| 68 Glass workers | 3,033 | 96 | 10,235 | 355 | | | 30 | 1 | 18 | |
| 69 Marble and stone cutters | 2,334 | 7 | 1,297 | 2 | 65 | 1 | 638 | 1 | 539 | 1 |
| 70 Potters | 606 | 38 | 341 | 39 | | | 45 | | 17 | 3 |
| <i>Fishing and mining.</i> | | | | | | | | | | |
| 71 Fishermen and oystermen ¹ | 1,654 | 4 | 326 | | 41 | | 612 | 3 | 125 | |
| 72 Miners and quarrymen ¹ | 38,184 | 13 | 12,575 | 10 | 4,201 | 4 | 11,078 | 5 | 9,545 | 7 |
| 73 Miners (coal) | 35,362 | 11 | 10,592 | 9 | 3,497 | 3 | 9,622 | 3 | 6,815 | 7 |
| 74 Miners (gold and silver) | 86 | | 12 | | 5 | | 37 | | 45 | |
| 75 Miners (not otherwise specified) | 1,554 | 1 | 376 | | 644 | 1 | 922 | 2 | 2,257 | |
| 76 Quarrymen | 1,182 | 1 | 1,595 | 1 | 55 | | 497 | | 428 | |

¹ See explanatory notes in table 91.

OCCUPATIONS.

OCCUPATION (IN DETAIL), CLASSIFIED BY SEX, BY STATES AND TERRITORIES: 1900—Continued.

| KENTUCKY. | | LOUISIANA. | | MAINE. | | MARYLAND. | | MASSACHUSETTS. | | MICHIGAN. | | MINNESOTA. | | MISSISSIPPI. | |
|-----------|----------|------------|----------|--------|----------|-----------|----------|----------------|----------|-----------|----------|------------|----------|--------------|----------|
| Males. | Females. | Males. | Females. | Males. | Females. | Males. | Females. | Males. | Females. | Males. | Females. | Males. | Females. | Males. | Females. |
| 10,606 | 41 | 6,339 | 16 | 4,009 | 9 | 8,923 | 31 | 17,582 | 84 | 17,917 | 24 | 17,014 | 22 | 7,316 | 30 |
| 256 | | 94 | | 261 | | 173 | | 1,965 | | 932 | | 464 | | 50 | |
| 1,115 | | 342 | | 444 | | 1,319 | | 2,410 | | 2,034 | 1 | 1,990 | 1 | 568 | |
| 648 | | 403 | | 296 | | 1,060 | | 1,868 | | 1,236 | | 1,024 | 2 | 260 | |
| 1,958 | | 887 | | 697 | | 1,837 | | 2,862 | 5 | 3,607 | | 3,127 | 1 | 1,059 | 1 |
| 4,997 | 32 | 3,745 | 14 | 1,551 | 5 | 3,611 | 26 | 4,849 | 46 | 6,755 | 13 | 7,843 | 8 | 4,509 | 24 |
| 707 | 9 | 335 | 1 | 470 | 4 | 463 | 5 | 1,714 | 31 | 1,521 | 10 | 1,245 | 8 | 442 | 5 |
| 925 | | 533 | 1 | 290 | | 460 | | 1,914 | 1 | 1,832 | | 1,321 | 2 | 423 | |
| 390 | 1,261 | 306 | 393 | 89 | 685 | 510 | 892 | 1,006 | 6,450 | 723 | 2,821 | 662 | 2,416 | 79 | 128 |
| 362 | 1,178 | 263 | 322 | 83 | 611 | 396 | 530 | 886 | 5,693 | 674 | 2,616 | 682 | 2,326 | 77 | 117 |
| 28 | 83 | 38 | 71 | 6 | 74 | 114 | 362 | 120 | 757 | 49 | 205 | 30 | 90 | 2 | 11 |
| 1,079 | 1 | 891 | | 535 | | 1,718 | | 7,033 | | 1,753 | | 1,519 | | 78 | 1 |
| 260 | | 259 | | 196 | | 711 | | 2,317 | | 685 | | 562 | | 34 | |
| 10 | | 16 | | 5 | | 30 | | 66 | | 1 | | 3 | | 5 | |
| 139 | 1 | 24 | | 48 | | 40 | | 84 | | 370 | | 84 | | 7 | |
| 663 | | 585 | | 280 | | 937 | | 4,067 | | 955 | | 588 | | 30 | |
| 7 | | 7 | | 6 | | | | 206 | | 28 | | 16 | | 2 | 1 |
| 255 | | 186 | | 145 | | 213 | | 679 | | 364 | | 514 | | 107 | |
| 893 | 253 | 437 | 161 | 323 | 182 | 989 | 200 | 1,355 | 1,386 | 1,579 | 1,219 | 1,456 | 476 | 404 | 119 |
| 829 | 71 | 411 | 52 | 299 | 91 | 915 | 69 | 1,146 | 472 | 1,461 | 284 | 1,386 | 165 | 359 | 38 |
| 64 | 182 | 26 | 109 | 24 | 91 | 74 | 131 | 209 | 914 | 118 | 935 | 70 | 311 | 45 | 81 |
| 358 | 3 | 112 | 7 | 157 | 2 | 370 | 6 | 949 | 12 | 515 | 8 | 152 | 2 | 56 | |
| 1,051 | 58 | 775 | 18 | 182 | 18 | 694 | 55 | 2,857 | 326 | 1,570 | 71 | 1,192 | 55 | 302 | 4 |
| 52 | | 24 | | 11 | | 64 | | 150 | | 65 | | 40 | | 1 | |
| 31 | | 27 | | 10 | | 56 | | 184 | | 61 | | 83 | | 5 | |
| 223 | 1 | 154 | 1 | 18 | | 182 | | 228 | | 114 | | 63 | | 23 | |
| 269 | 3 | 205 | 3 | 18 | | 104 | | 294 | | 69 | | 4 | | 67 | |
| 471 | 54 | 365 | 13 | 125 | 16 | 228 | 42 | 2,051 | 277 | 1,261 | 58 | 910 | 48 | 206 | 4 |
| 87,055 | 19,728 | 45,453 | 8,963 | 68,743 | 19,189 | 103,684 | 29,192 | 414,063 | 152,713 | 192,997 | 34,233 | 100,358 | 18,534 | 25,879 | 4,875 |
| 10,207 | 9 | 7,206 | 9 | 8,933 | 5 | 10,109 | 10 | 32,980 | 31 | 22,031 | 32 | 15,133 | 8 | 4,462 | 13 |
| 10,064 | 9 | 6,932 | 9 | 8,012 | 5 | 9,354 | 8 | 32,222 | 28 | 21,432 | 32 | 15,079 | 8 | 4,342 | 13 |
| 106 | | 214 | | 898 | | 663 | | 59 | | 531 | | 35 | | 100 | |
| 37 | | 60 | | 23 | | 92 | | 159 | | 68 | | 69 | | 20 | |
| 2,358 | 1 | 1,313 | 2 | 1,734 | | 2,580 | | 9,953 | 10 | 5,789 | | 4,058 | 3 | 694 | |
| 2,085 | 1 | 1,232 | 2 | 1,686 | | 2,133 | | 8,966 | 8 | 5,492 | | 3,937 | 3 | 663 | |
| 237 | | 40 | | 32 | | 379 | | 788 | | 150 | | 49 | | 30 | |
| 15 | | 21 | | 66 | | 18 | | 199 | | 147 | | 72 | | 1 | |
| 4,487 | 16 | 1,921 | 5 | 3,278 | 4 | 4,689 | 59 | 19,316 | 115 | 10,935 | 51 | 5,599 | 27 | 839 | |
| 4,108 | 15 | 1,865 | 5 | 3,001 | 4 | 4,384 | 58 | 17,557 | 115 | 9,736 | 46 | 5,385 | 27 | 820 | 1 |
| 359 | 1 | 42 | | 268 | | 263 | | 1,676 | | 1,168 | | 184 | | 16 | |
| 20 | | 14 | | 9 | | 42 | | 83 | | 31 | | 30 | | 3 | |
| 739 | 1 | 119 | 1 | 86 | 3 | 809 | 6 | 1,248 | 15 | 453 | 11 | 535 | 4 | 27 | |
| 724 | 1 | 119 | 1 | 86 | 3 | 801 | 5 | 1,243 | 15 | 452 | 11 | 527 | 4 | 27 | |
| 15 | | | | | | 8 | | 5 | | 1 | | 8 | | | |
| 807 | 1 | 353 | 2 | 91 | | 725 | | 1,246 | | 599 | | 804 | | 76 | |
| 803 | 1 | 349 | 2 | 91 | | 723 | | 1,229 | | 570 | | 793 | | 76 | |
| 4 | | 4 | | 3 | | 3 | | 17 | | 29 | | 11 | | | |
| 950 | | 439 | 1 | 721 | 1 | 1,730 | | 8,768 | 5 | 2,276 | 1 | 1,434 | | 118 | |
| 891 | | 403 | 1 | 676 | 1 | 1,659 | | 8,105 | 5 | 2,181 | 1 | 1,400 | | 117 | |
| 59 | | 36 | | 45 | | 71 | | 663 | | 95 | | 84 | | 1 | |
| 74 | | 245 | 1 | 56 | | 83 | | 966 | | 176 | | 62 | | 8 | |
| 70 | | 244 | 1 | 55 | | 86 | | 958 | | 173 | | 60 | | 8 | |
| 14 | | 1 | | 1 | | 2 | | 8 | | 3 | | 2 | | | |
| 209 | | 199 | 1 | 79 | | 86 | 1 | 343 | 3 | 189 | | 140 | | 245 | |
| 71 | | 280 | 4 | 3 | | 48 | | 69 | | 12 | | 78 | 1 | 540 | 12 |
| 23 | | 2 | | | | | | | | 8 | | | | 4 | |
| 48 | | 273 | 4 | 3 | | 48 | | 69 | | 4 | | 78 | 1 | 536 | 12 |
| 26 | 4 | 26 | | 49 | 10 | 160 | 37 | 432 | 153 | 1,378 | 254 | 4 | 1 | 44 | |
| 6 | 4 | 6 | | 31 | 8 | 46 | 36 | 319 | 37 | 800 | 247 | 3 | 1 | 37 | |
| 15 | | 16 | | 2 | | 110 | | 26 | 1 | 2 | | | | 7 | |
| 4 | | 1 | | 15 | 2 | 2 | | 56 | 115 | 44 | | | | | |
| 1 | | 3 | | 1 | | | | | | 521 | 3 | | | | |
| | | | | | | 2 | 1 | 31 | | 11 | | 1 | | | |
| 934 | 2 | 419 | | 360 | | 1,240 | 1 | 1,629 | 8 | 897 | 2 | 1,019 | 2 | 502 | 3 |
| 849 | | 412 | | 359 | | 1,220 | 1 | 1,575 | 7 | 826 | 2 | 906 | 2 | 502 | 3 |
| 82 | 2 | 7 | | 1 | | 9 | | 18 | 1 | 70 | | 40 | | | |
| 3 | | | | | | 11 | | 36 | | 1 | | 73 | | | |
| 174 | 2 | 16 | 2 | 7 | | 746 | 65 | 636 | 54 | 161 | 3 | 86 | 1 | 8 | |
| 638 | 7 | 109 | | 2,174 | 7 | 1,132 | 3 | 5,367 | 7 | 780 | 1 | 1,139 | | 41 | |
| 110 | | 14 | | 57 | | 302 | 25 | 192 | 11 | 26 | | 169 | | 14 | |
| 499 | 4 | 2,608 | 24 | 4,150 | 16 | 9,486 | 38 | 6,345 | 44 | 1,726 | 5 | 441 | 97 | 691 | 9 |
| 9,299 | 6 | 44 | 1 | 970 | | 5,221 | 4 | 1,859 | 3 | 23,213 | 12 | 6,512 | 4 | 17 | |
| 8,153 | 5 | 2 | | 7 | | 4,437 | 3 | 32 | | 1,911 | 2 | 14 | | 9 | |
| 15 | | 1 | | | | 20 | | 30 | | 42 | | 33 | | 1 | |
| 652 | | 22 | 1 | 15 | | 262 | | 213 | | 20,863 | 9 | 5,795 | 4 | 6 | |
| 474 | 1 | 19 | | 948 | | 502 | 1 | 1,584 | 3 | 397 | 1 | 670 | | 1 | |

*

TABLE 93.—TOTAL PERSONS 10 YEARS OF AGE AND OVER ENGAGED IN EACH SPECIFIED

| OCCUPATIONS. | ILLINOIS. | | INDIANA. | | INDIAN TERRITORY. | | IOWA. | | KANSAS. | |
|---|-----------|----------|----------|----------|-------------------|----------|--------|----------|---------|----------|
| | Males. | Females. | Males. | Females. | Males. | Females. | Males. | Females. | Males. | Females. |
| Manufacturing and mechanical pursuits ¹ —Con. | | | | | | | | | | |
| <i>Food and kindred products.</i> | | | | | | | | | | |
| 1 Bakers..... | 6,206 | 493 | 1,938 | 140 | 63 | 9 | 1,098 | 108 | 701 | 37 |
| 2 Butchers..... | 10,434 | 92 | 3,678 | 4 | 171 | | 2,940 | 5 | 2,074 | 1 |
| 3 Butter and cheese makers..... | 1,097 | 22 | 846 | 11 | 10 | | 1,406 | 31 | 423 | 15 |
| 4 Confectioners..... | 1,615 | 980 | 559 | 185 | 80 | 5 | 371 | 203 | 302 | 60 |
| 5 Millers..... | 1,850 | 8 | 1,895 | 4 | 110 | | 1,258 | 9 | 1,084 | 2 |
| 6 Other food preparers..... | 3,083 | 762 | 876 | 173 | 2 | | 1,248 | 153 | 2,739 | 303 |
| 7 Fish curers and packers..... | 11 | | | | | | 1 | | | |
| 8 Meat and fruit canners and preservers..... | 375 | 454 | 119 | 95 | | | 92 | 38 | 13 | 5 |
| 9 Meat packers, curers, and picklers..... | 2,225 | 237 | 745 | 76 | 2 | | 1,013 | 28 | 2,714 | 292 |
| 10 Sugar makers and refiners..... | 178 | | 4 | 1 | | | 7 | | | |
| 11 Not specified..... | 294 | 71 | 8 | 1 | | | 136 | 86 | 12 | 6 |
| <i>Iron and steel and their products.</i> | | | | | | | | | | |
| 12 Blacksmiths..... | 15,712 | 2 | 9,551 | 2 | 979 | | 6,362 | 1 | 4,365 | |
| 13 Blacksmiths..... | 15,036 | 1 | 9,159 | 1 | 973 | | 6,228 | | 4,227 | |
| 14 Apprentices and helpers..... | 676 | 1 | 392 | 1 | 6 | | 134 | 1 | 133 | |
| 15 Iron and steel workers ¹ | 25,275 | 308 | 9,200 | 66 | 7 | | 1,335 | 1 | 735 | |
| 16 Iron and steel workers..... | 15,989 | 181 | 5,567 | 56 | 5 | | 622 | 1 | 387 | |
| 17 Molders ¹ | 9,286 | 127 | 3,633 | 10 | 2 | | 713 | | 399 | |
| 18 Machinists..... | 25,389 | 34 | 7,771 | 10 | 135 | | 3,319 | 3 | 2,065 | 3 |
| 19 Machinists..... | 24,085 | 26 | 7,328 | 10 | 134 | | 3,082 | 3 | 1,903 | 2 |
| 20 Apprentices and helpers..... | 1,304 | 8 | 443 | | 1 | | 287 | | 162 | |
| 21 Steam boiler makers..... | 2,426 | | 1,352 | | 8 | | 664 | | 570 | 1 |
| 22 Steam boiler makers..... | 2,300 | | 1,272 | | 8 | | 581 | | 581 | |
| 23 Helpers..... | 126 | | 80 | | | | 83 | | 39 | |
| 24 Stove, furnace, and grate makers..... | 1,242 | 3 | 535 | 1 | 1 | | 58 | | 132 | |
| 25 Tool and cutlery makers..... | 929 | 18 | 1,359 | 49 | | | 119 | | 26 | |
| 26 Wheelwrights..... | 523 | | 295 | 2 | 11 | | 239 | | 158 | |
| 27 Wire workers..... | 1,338 | 225 | 273 | 25 | | | 25 | | 13 | |
| <i>Leather and its finished products.</i> | | | | | | | | | | |
| 28 Boot and shoe makers and repairers..... | 7,538 | 1,036 | 2,379 | 118 | 87 | | 1,726 | 189 | 992 | 5 |
| 29 Boot and shoe factory operatives..... | 1,360 | 939 | 181 | 98 | 2 | | 192 | 189 | 8 | |
| 30 Shoemakers (not in shoe factory)..... | 6,158 | 96 | 2,192 | 19 | 85 | | 1,532 | | 984 | 5 |
| 31 Apprentices..... | 25 | 1 | 6 | 1 | | | 2 | | | |
| 32 Harness and saddle makers and repairers..... | 3,444 | 38 | 1,724 | 11 | 101 | | 2,392 | 8 | 1,123 | 1 |
| 33 Leather curriers and tanners..... | 2,434 | 79 | 352 | 5 | | | 51 | | 26 | 1 |
| 34 Curriers..... | 319 | 9 | 46 | | | | 5 | | | |
| 35 Tanners..... | 2,105 | 69 | 304 | 5 | | | 45 | | 26 | 1 |
| 36 Apprentices..... | 10 | 1 | 2 | | | | 1 | | | |
| 37 Trunk and leather-case makers, etc..... | 309 | 22 | 31 | 1 | | | 13 | | 19 | 5 |
| 38 Trunk makers..... | 264 | 9 | 31 | 1 | | | 12 | | 19 | 4 |
| 39 Leather-case and pocketbook makers..... | 45 | 13 | | | | | 1 | | | 1 |
| <i>Liquors and beverages.</i> | | | | | | | | | | |
| 40 Bottlers and soda water makers, etc..... | 433 | 67 | 219 | 11 | 10 | | 110 | 6 | 49 | |
| 41 Bottlers..... | 404 | 65 | 201 | 11 | 9 | | 99 | 6 | 41 | |
| 42 Mineral and soda water makers..... | 79 | 2 | 18 | | 1 | | 11 | | 8 | |
| 43 Brewers and maltsters..... | 1,773 | 9 | 436 | 12 | | | 193 | | 22 | |
| 44 Distillers and rectifiers..... | 265 | 3 | 76 | | | | 5 | | 1 | |
| <i>Lumber and its remanufactures.</i> | | | | | | | | | | |
| 45 Cabinet makers..... | 4,731 | 3 | 1,864 | 4 | 8 | | 390 | 1 | 208 | |
| 46 Coopers..... | 3,895 | 1 | 1,502 | | 4 | | 685 | 1 | 338 | |
| 47 Saw and planing mill employees..... | 3,931 | 7 | 4,148 | 8 | 212 | | 2,760 | 4 | 245 | |
| 48 Saw and planing mill employees..... | 2,313 | 4 | 3,936 | 8 | 199 | | 2,176 | 4 | 163 | |
| 49 Lumber yard employees..... | 1,118 | 3 | 212 | | 13 | | 584 | | 82 | |
| 50 Other woodworkers..... | 10,081 | 289 | 5,521 | 284 | 22 | | 794 | 47 | 220 | 9 |
| 51 Basket makers..... | 125 | 13 | 184 | 36 | 1 | | 23 | 25 | 14 | 9 |
| 52 Box makers (wood)..... | 896 | 99 | 178 | 28 | | | 100 | 12 | 25 | |
| 53 Furniture manufactory employees..... | 1,306 | 81 | 1,335 | 178 | 7 | | 162 | 6 | 64 | |
| 54 Piano and organ makers..... | 1,718 | 26 | 179 | 1 | | | 9 | | 5 | |
| 55 Not specified..... | 6,036 | 120 | 3,145 | 41 | 14 | | 500 | 4 | 112 | |
| <i>Metals and metal products other than iron and steel.</i> | | | | | | | | | | |
| 56 Brass workers..... | 1,939 | 58 | 176 | 3 | 1 | | 66 | | 50 | |
| 57 Brass workers..... | 1,364 | 48 | 99 | 3 | 1 | | 45 | | 26 | |
| 58 Molders ¹ | 570 | 10 | 77 | | | | 21 | | 24 | |
| 59 Helpers..... | 5 | | | | | | | | | |
| 60 Clock and watch makers and repairers..... | 2,390 | 1,246 | 281 | 8 | 30 | | 287 | 1 | 139 | |
| 61 Clock factory operatives..... | 116 | 75 | 6 | 5 | | | | | | |
| 62 Watch factory operatives..... | 1,973 | 1,168 | 140 | 2 | 13 | | 121 | 1 | 58 | |
| 63 Clock and watch repairers..... | 301 | 3 | 135 | 1 | 17 | | 166 | | 81 | |
| 64 Gold and silver workers..... | 518 | 101 | 177 | 12 | 2 | | 67 | 1 | 27 | 1 |
| 65 Gold and silver workers..... | 300 | 65 | 95 | 4 | 1 | | 9 | | 18 | |
| 66 Jewelry manufactory employees..... | 218 | 36 | 82 | 8 | | | 58 | 1 | 9 | 1 |
| 67 Tinsplate and tinware makers..... | 5,207 | 222 | 3,974 | 112 | 59 | | 1,461 | 29 | 927 | 8 |
| 68 Tinsplate makers..... | 98 | 3 | 1,509 | 64 | | | 10 | | | |
| 69 Tanners and tinware makers..... | 5,013 | 219 | 2,443 | 47 | 59 | | 1,409 | 29 | 914 | 8 |
| 70 Apprentices (tinsmiths)..... | 96 | | 22 | 1 | | | 32 | | 13 | |

¹ See explanatory notes in table 91.

*

OCCUPATIONS.

OCCUPATION (IN DETAIL), CLASSIFIED BY SEX, BY STATES AND TERRITORIES: 1900—Continued.

| KENTUCKY. | | LOUISIANA. | | MAINE. | | MARYLAND. | | MASSACHUSETTS. | | MICHIGAN. | | MINNESOTA. | | MISSISSIPPI. | |
|-----------|----------|------------|----------|--------|----------|-----------|----------|----------------|----------|-----------|----------|------------|----------|--------------|----------|
| Males. | Females. | Males. | Females. | Males. | Females. | Males. | Females. | Males. | Females. | Males. | Females. | Males. | Females. | Males. | Females. |
| 861 | 76 | 1,831 | 54 | 482 | 33 | 2,114 | 89 | 4,985 | 299 | 1,859 | 171 | 880 | 96 | 203 | 5 |
| 1,350 | 3 | 1,860 | 7 | 515 | ----- | 2,443 | 19 | 3,488 | 5 | 3,683 | 2 | 2,422 | 1 | 437 | 1 |
| 217 | 15 | 61 | 7 | 103 | 4 | 328 | 9 | 216 | 18 | 460 | 20 | 1,061 | 11 | 25 | 3 |
| 390 | 149 | 204 | 37 | 198 | 70 | 726 | 271 | 1,225 | 991 | 579 | 216 | 479 | 261 | 60 | 4 |
| 1,267 | 5 | 151 | 2 | 193 | ----- | 874 | 4 | 304 | ----- | 1,584 | 4 | 2,316 | 10 | 203 | 1 |
| 89 | 21 | 587 | 40 | 1,534 | 383 | 465 | 347 | 904 | 150 | 204 | 185 | 377 | 29 | 8 | 6 |
| 2 | ----- | 8 | ----- | 310 | 69 | 5 | ----- | 314 | 21 | 11 | ----- | ----- | ----- | ----- | 7 |
| 19 | 18 | 22 | 23 | 1,202 | 309 | 378 | 293 | 71 | 59 | 92 | 165 | 16 | 9 | 5 | 8 |
| 61 | ----- | 21 | ----- | 15 | ----- | 73 | 53 | 300 | 7 | 37 | ----- | 353 | 10 | ----- | 9 |
| 7 | 3 | 477 | 1 | 3 | ----- | 4 | ----- | 116 | 2 | 46 | ----- | ----- | ----- | 3 | 10 |
| ----- | ----- | 9 | 10 | 4 | 5 | 5 | 1 | 103 | 61 | 18 | 20 | 8 | 10 | ----- | 11 |
| 5,592 | 2 | 2,576 | 1 | 2,792 | ----- | 3,336 | ----- | 8,703 | 4 | 8,171 | ----- | 5,312 | 1 | 1,673 | 3 |
| 5,460 | 2 | 2,479 | 1 | 2,750 | ----- | 3,672 | ----- | 8,322 | 3 | 7,927 | ----- | 5,121 | 1 | 1,649 | 3 |
| 132 | ----- | 97 | ----- | 42 | ----- | 164 | ----- | 381 | 1 | 244 | ----- | 191 | ----- | 24 | 14 |
| 3,881 | 8 | 571 | ----- | 1,302 | 4 | 3,654 | 10 | 15,679 | 421 | 7,371 | 51 | 1,887 | 2 | 154 | 15 |
| 2,724 | 6 | 350 | ----- | 832 | 4 | 2,480 | 6 | 9,907 | 420 | 3,477 | 43 | 987 | ----- | 95 | 16 |
| 1,157 | 2 | 221 | ----- | 470 | ----- | 1,174 | 4 | 5,772 | 1 | 3,894 | 8 | 900 | 2 | 59 | 17 |
| 3,142 | 3 | 1,309 | 4 | 2,263 | ----- | 4,239 | 7 | 27,356 | 58 | 8,218 | 13 | 3,622 | 6 | 890 | 18 |
| 2,960 | 3 | 1,232 | 4 | 2,215 | ----- | 3,906 | 6 | 25,986 | 54 | 7,819 | 12 | 3,363 | 6 | 864 | 19 |
| 182 | ----- | 77 | ----- | 48 | ----- | 333 | 1 | 1,370 | 4 | 399 | 1 | 259 | ----- | 26 | 20 |
| 327 | ----- | 335 | ----- | 168 | ----- | 752 | ----- | 1,110 | ----- | 1,235 | ----- | 634 | ----- | 109 | 21 |
| 316 | ----- | 324 | ----- | 165 | ----- | 728 | ----- | 1,076 | ----- | 1,238 | ----- | 568 | ----- | 108 | 22 |
| 11 | ----- | 11 | ----- | 3 | ----- | 24 | ----- | 34 | ----- | 47 | ----- | 66 | ----- | 1 | 23 |
| 477 | ----- | 13 | ----- | 37 | ----- | 198 | 1 | 526 | 2 | 1,330 | 8 | 94 | ----- | 32 | 24 |
| 140 | 1 | 192 | ----- | 221 | ----- | 109 | 1 | 3,038 | 68 | 873 | 1 | 303 | ----- | 119 | 25 |
| 115 | ----- | 276 | ----- | 177 | ----- | 590 | ----- | 880 | ----- | 434 | ----- | 187 | ----- | 77 | 26 |
| 104 | 3 | 19 | 1 | 26 | 1 | 93 | 3 | 3,833 | 433 | 557 | 61 | 61 | 13 | ----- | 27 |
| 2,182 | 506 | 1,402 | 24 | 4,361 | 1,503 | 2,878 | 156 | 48,659 | 17,012 | 2,815 | 266 | 2,385 | 420 | 303 | 1 |
| 789 | 503 | 196 | 20 | 2,908 | 1,502 | 293 | 142 | 37,193 | 16,554 | 336 | 238 | 484 | 370 | 1 | 29 |
| 1,377 | 3 | 1,199 | 4 | 1,451 | 1 | 2,575 | 14 | 11,409 | 457 | 2,475 | 28 | 1,884 | 50 | 301 | 1 |
| 16 | ----- | 7 | ----- | 2 | ----- | 10 | ----- | 57 | ----- | 4 | ----- | 17 | ----- | 1 | 31 |
| 980 | 16 | 289 | ----- | 373 | 18 | 661 | 12 | 1,513 | 76 | 1,521 | 8 | 1,549 | 2 | 61 | 1 |
| 648 | 4 | 22 | ----- | 417 | 2 | 312 | 47 | 7,141 | 186 | 873 | 35 | 177 | ----- | 10 | 32 |
| 23 | ----- | 2 | ----- | 57 | ----- | 71 | 1 | 4,943 | 61 | 88 | ----- | 6 | ----- | ----- | 34 |
| 625 | 4 | 20 | ----- | 360 | 2 | 241 | 46 | 2,193 | 125 | 783 | 35 | 170 | ----- | 10 | 35 |
| ----- | ----- | ----- | ----- | ----- | ----- | ----- | ----- | 5 | ----- | 2 | ----- | 1 | ----- | ----- | 36 |
| 123 | 9 | 20 | ----- | 44 | 2 | 53 | 1 | 259 | 256 | 128 | 13 | 42 | ----- | 2 | 37 |
| 123 | 9 | 17 | ----- | 44 | 2 | 53 | ----- | 133 | 14 | 126 | 12 | 42 | ----- | 2 | 38 |
| ----- | ----- | 3 | ----- | ----- | ----- | ----- | 1 | 126 | 242 | 2 | 1 | 42 | ----- | ----- | 39 |
| 102 | 24 | 27 | 3 | 62 | 5 | 248 | 18 | 768 | 52 | 173 | 23 | 173 | 18 | 8 | 40 |
| 97 | 19 | 19 | 2 | 62 | 5 | 241 | 17 | 751 | 52 | 169 | 23 | 162 | 18 | 4 | 41 |
| 5 | 5 | 8 | 1 | ----- | ----- | 7 | ----- | 17 | ----- | 4 | ----- | 11 | ----- | 4 | 42 |
| 311 | 1 | 67 | 2 | 7 | ----- | 348 | 1 | 749 | 2 | 544 | 4 | 472 | 2 | 2 | 43 |
| 561 | 7 | 34 | ----- | ----- | ----- | 88 | ----- | 51 | ----- | 9 | ----- | 40 | ----- | 32 | 44 |
| 566 | ----- | 299 | 1 | 195 | ----- | 898 | 2 | 2,211 | 4 | 2,270 | 7 | 649 | 2 | 42 | 45 |
| 1,339 | 4 | 1,565 | 7 | 476 | ----- | 755 | 2 | 1,338 | 7 | 1,392 | 6 | 1,064 | 2 | 96 | 46 |
| 3,449 | 5 | 5,931 | 33 | 3,273 | 1 | 1,203 | 3 | 1,313 | 5 | 12,933 | 5 | 7,397 | 9 | 6,488 | 12 |
| 3,255 | 5 | 5,874 | 31 | 3,205 | 1 | 1,093 | 3 | 1,566 | 5 | 11,965 | 5 | 6,610 | 3 | 6,368 | 12 |
| 194 | ----- | 117 | 2 | 68 | ----- | 110 | ----- | 247 | ----- | 1,018 | ----- | 787 | 1 | 120 | 49 |
| 1,756 | 46 | 503 | 23 | 1,715 | 160 | 2,244 | 145 | 9,694 | 577 | 9,654 | 571 | 1,147 | 23 | 317 | 10 |
| 60 | 16 | 43 | 15 | 37 | 114 | 214 | 72 | 173 | 14 | 497 | 206 | 19 | 1 | 29 | 51 |
| 130 | 14 | 32 | 5 | 174 | 11 | 512 | 21 | 800 | 36 | 365 | 40 | 91 | 9 | 3 | 52 |
| 235 | 11 | 57 | ----- | 314 | 15 | 314 | 15 | 2,583 | 254 | 2,862 | 51 | 247 | 8 | 30 | 53 |
| 70 | 1 | 11 | ----- | 19 | ----- | 234 | 1 | 1,463 | 86 | 229 | 36 | 18 | ----- | 2 | 54 |
| 1,211 | 4 | 360 | 3 | 1,354 | 35 | 970 | 36 | 4,675 | 187 | 5,701 | 238 | 772 | 10 | 253 | 1 |
| 319 | 7 | 15 | ----- | 37 | ----- | 535 | 4 | 1,848 | 23 | 1,225 | 23 | 100 | ----- | 1 | 56 |
| 245 | 4 | 8 | ----- | 24 | ----- | 442 | 2 | 1,329 | 23 | 888 | 23 | 65 | ----- | ----- | 57 |
| 74 | 3 | 7 | ----- | 13 | ----- | 93 | 2 | 509 | ----- | 337 | ----- | 32 | ----- | 1 | 58 |
| ----- | ----- | ----- | ----- | ----- | ----- | ----- | ----- | 10 | ----- | ----- | ----- | 3 | ----- | ----- | 59 |
| 296 | 23 | 192 | 1 | 107 | 17 | 249 | 2 | 1,730 | 1,401 | 363 | 14 | 310 | 3 | 79 | 60 |
| 3 | ----- | 1 | ----- | 2 | ----- | 9 | 2 | 42 | 9 | 5 | ----- | ----- | ----- | ----- | 61 |
| 167 | 21 | 122 | 1 | 46 | 17 | 200 | ----- | 1,443 | 1,386 | 169 | 13 | 174 | 2 | 27 | 62 |
| 126 | 2 | 69 | ----- | 59 | ----- | 40 | ----- | 240 | 6 | 199 | 1 | 136 | 1 | 52 | 63 |
| 104 | 6 | 23 | ----- | 19 | 2 | 254 | 16 | 4,347 | 1,909 | 56 | 13 | 27 | 1 | 13 | 64 |
| 70 | 1 | 17 | ----- | 14 | ----- | 132 | 13 | 826 | 110 | 13 | 1 | 11 | 1 | 12 | 65 |
| 34 | 5 | 6 | ----- | 5 | 2 | 72 | 3 | 3,521 | 1,799 | 43 | 12 | 16 | ----- | 1 | 66 |
| 1,053 | 7 | 511 | 2 | 728 | 11 | 3,259 | 202 | 2,174 | 23 | 1,755 | 8 | 1,223 | 17 | 187 | 67 |
| 16 | ----- | ----- | ----- | ----- | ----- | 47 | 3 | 7 | ----- | 60 | ----- | ----- | ----- | ----- | 68 |
| 1,023 | 7 | 492 | 2 | 724 | 11 | 3,193 | 199 | 2,134 | 22 | 1,661 | 8 | 1,184 | 15 | 183 | 69 |
| 19 | ----- | 19 | ----- | 4 | ----- | 19 | ----- | 33 | 1 | 34 | ----- | 39 | 2 | 4 | 70 |

*

TABLE 93.—TOTAL PERSONS 10 YEARS OF AGE AND OVER ENGAGED IN EACH SPECIFIED

| | OCCUPATIONS. | ILLINOIS. | | INDIANA. | | INDIAN TERRITORY. | | IOWA. | | KANSAS. | |
|----|--|-----------|----------|----------|----------|-------------------|----------|--------|----------|---------|----------|
| | | Males. | Females. | Males. | Females. | Males. | Females. | Males. | Females. | Males. | Females. |
| | Manufacturing and mechanical pursuits ¹ —Con. | | | | | | | | | | |
| | <i>Metals and metal products other than iron and steel</i> —Con. | | | | | | | | | | |
| 1 | Other metal workers..... | 5,154 | 165 | 812 | 29 | 21 | | 252 | 1 | 1,067 | 1 |
| 2 | Copper workers..... | 196 | | 60 | | | | 23 | | 17 | |
| 3 | Electroplaters..... | 670 | 22 | 141 | 9 | 1 | | 32 | | 20 | |
| 4 | Gunsmiths, locksmiths, and bell hangers..... | 653 | | 147 | 2 | 20 | | 125 | 1 | 72 | |
| 5 | Lead and zinc workers..... | 1,133 | 19 | 46 | | | | 4 | | 855 | 1 |
| 6 | Molders (metals) ¹ | 442 | 53 | 201 | 11 | | | 9 | | 2 | |
| 7 | Not specified..... | 2,060 | 71 | 227 | 7 | | | 59 | | 101 | |
| | <i>Paper and printing.</i> | | | | | | | | | | |
| 8 | Bookbinders..... | 1,453 | 1,911 | 282 | 290 | | | 202 | 160 | 91 | 79 |
| 9 | Box makers (paper)..... | 341 | 1,133 | 26 | 142 | | | 11 | 57 | 2 | 16 |
| 10 | Engravers..... | 1,206 | 22 | 118 | 3 | 1 | | 41 | 4 | 22 | 1 |
| 11 | Paper and pulp mill operatives..... | 604 | 316 | 648 | 91 | | | 50 | 7 | 20 | 21 |
| 12 | Printers, lithographers, and pressmen..... | 13,652 | 1,210 | 3,498 | 613 | 160 | 13 | 3,044 | 667 | 1,675 | 414 |
| 13 | Printers and pressmen..... | 10,047 | 445 | 2,598 | 203 | 127 | 4 | 2,097 | 153 | 1,253 | 132 |
| 14 | Lithographers..... | 589 | 18 | 57 | 1 | | | 34 | | 20 | |
| 15 | Compositors..... | 2,278 | 739 | 722 | 401 | 32 | 8 | 790 | 505 | 357 | 261 |
| 16 | Electrotypers and stereotypers..... | 462 | 3 | 57 | 1 | | | 23 | 1 | 25 | |
| 17 | Apprentices (printers)..... | 276 | 6 | 59 | 2 | 1 | 1 | 94 | 7 | 20 | |
| | <i>Textiles.</i> | | | | | | | | | | |
| 18 | Bleachery and dye works operatives..... | 425 | 76 | 175 | 15 | 3 | | 98 | 4 | 24 | 3 |
| 19 | Bleachery operatives..... | 75 | 3 | 34 | 4 | | | 4 | | 4 | |
| 20 | Dye works operatives..... | 350 | 73 | 141 | 15 | 3 | | 94 | 4 | 20 | 3 |
| 21 | Carpet factory operatives ¹ | 248 | 192 | 77 | 154 | | | 33 | 177 | 14 | 6 |
| 22 | Cotton mill operatives..... | 144 | 148 | 361 | 1,040 | 32 | 1 | 2 | 1 | 21 | 27 |
| 23 | Hosiery and knitting mill operatives..... | 229 | 727 | 254 | 557 | | | 11 | 77 | | |
| 24 | Silk mill operatives..... | 31 | 112 | 3 | | | | 1 | | | |
| 25 | Woolen mill operatives..... | 387 | 169 | 379 | 476 | | | 173 | 107 | 32 | 43 |
| 26 | Other textile mill operatives..... | 399 | 423 | 57 | 158 | 1 | 2 | 61 | 29 | 22 | 8 |
| 27 | Hemp and jute mill operatives..... | 10 | 12 | 1 | | | | | | 1 | 1 |
| 28 | Linen mill operatives..... | 1 | 6 | | | | | | | | |
| 29 | Print works operatives..... | 32 | 7 | 5 | 1 | 1 | | 22 | | | |
| 30 | Rope and cordage factory operatives..... | 228 | 295 | 8 | 17 | | | 17 | 2 | 5 | |
| 31 | Worsted mill operatives..... | 13 | 2 | | 1 | | | | | | |
| 32 | Textiles not specified..... | 115 | 101 | 43 | 189 | | 2 | 22 | 27 | 16 | 7 |
| 33 | Dressmakers..... | 154 | 25,140 | 20 | 9,263 | 1 | 386 | 27 | 10,147 | 14 | 4,724 |
| 34 | Dressmakers..... | 158 | 24,937 | 20 | 9,238 | 1 | 386 | 27 | 10,061 | 14 | 4,712 |
| 35 | Apprentices..... | 1 | 203 | | 25 | | | | 86 | | 12 |
| 36 | Hat and cap makers..... | 249 | 150 | 110 | 74 | | 2 | 4 | 15 | 1 | 14 |
| 37 | Milliners..... | 160 | 7,529 | 47 | 3,565 | | 159 | 30 | 3,485 | 24 | 1,816 |
| 38 | Milliners..... | 152 | 7,308 | 46 | 3,497 | | 158 | 30 | 3,387 | 24 | 1,773 |
| 39 | Apprentices..... | 8 | 221 | 1 | 68 | | 1 | | 98 | | 43 |
| 40 | Seamstresses..... | 248 | 12,474 | 42 | 6,368 | | 172 | 7 | 2,559 | 5 | 1,253 |
| 41 | Shirt, collar, and cuff makers..... | 209 | 495 | 137 | 533 | | | 51 | 42 | 30 | 54 |
| 42 | Tailors and tailoresses..... | 16,862 | 8,064 | 2,317 | 1,256 | 33 | 9 | 1,813 | 621 | 790 | 240 |
| 43 | Tailors and tailoresses..... | 16,669 | 8,012 | 2,297 | 1,247 | 32 | 9 | 1,793 | 613 | 772 | 239 |
| 44 | Apprentices..... | 193 | 52 | 20 | 9 | 1 | | 20 | 8 | 18 | 1 |
| 45 | Other textile workers..... | 423 | 1,277 | 120 | 806 | | 8 | 182 | 414 | 98 | 351 |
| 46 | Carpet (rag) makers ¹ | 203 | 615 | 97 | 684 | | 7 | 155 | 357 | 84 | 333 |
| 47 | Lace and embroidery makers..... | 53 | 301 | | 42 | | | | 35 | | 13 |
| 48 | Sail, awning, and tent makers..... | 129 | 35 | 18 | 9 | | | 18 | 4 | 9 | 1 |
| 49 | Sewing machine operators..... | 27 | 244 | 1 | 58 | | | 3 | 15 | | 4 |
| 50 | Not specified..... | 11 | 82 | 4 | 13 | | 1 | 1 | 3 | | |
| | <i>Miscellaneous industries.</i> | | | | | | | | | | |
| 51 | Broom and brush makers..... | 766 | 63 | 349 | 27 | 9 | | 253 | 13 | 223 | 3 |
| 52 | Charcoal, coke, and lime burners..... | 94 | | 72 | | 56 | | 81 | | 14 | |
| 53 | Engineers and firemen (not locomotive) ¹ | 17,217 | 10 | 7,261 | 6 | 410 | | 3,678 | 4 | 2,829 | 2 |
| 54 | Glove makers..... | 466 | 818 | 33 | 115 | | | 71 | 72 | | 1 |
| 55 | Manufacturers and officials, etc..... | 18,715 | 259 | 7,985 | 99 | 352 | 6 | 4,697 | 64 | 2,040 | 33 |
| 56 | Manufacturers and officials, etc..... | 11,921 | 203 | 5,337 | 88 | 149 | 4 | 2,660 | 52 | 977 | 25 |
| 57 | Builders and contractors..... | 4,608 | 4 | 1,859 | 2 | 122 | | 1,257 | 6 | 538 | |
| 58 | Publishers of books, maps, and newspapers..... | 1,244 | 49 | 306 | 9 | 21 | 1 | 352 | 4 | 179 | 5 |
| 59 | Officials of mining and quarrying companies ¹ | 942 | 3 | 433 | | 60 | 1 | 423 | 2 | 346 | 3 |
| 60 | Model and pattern makers..... | 1,465 | 13 | 489 | 2 | | | 88 | 3 | 65 | |
| 61 | Photographers..... | 1,964 | 298 | 920 | 113 | 93 | 8 | 905 | 173 | 526 | 124 |
| 62 | Rubber factory operatives..... | 277 | 40 | 355 | 48 | | | 2 | | 2 | 1 |
| 63 | Tobacco and cigar factory operatives..... | 6,090 | 1,259 | 1,754 | 718 | 8 | | 1,577 | 464 | 532 | 100 |
| 64 | Upholsterers..... | 2,612 | 111 | 1,156 | 132 | 7 | | 459 | 26 | 197 | 8 |
| 65 | Other miscellaneous industries..... | 24,426 | 5,079 | 13,329 | 1,333 | 302 | 8 | 5,994 | 997 | 2,566 | 179 |
| 66 | Apprentices and helpers (not specified)..... | 2,014 | 113 | 957 | 62 | 13 | 2 | 471 | 26 | 233 | 20 |
| 67 | Artificial flower makers..... | 14 | 66 | | 6 | | | | 3 | | |
| 68 | Button makers..... | 220 | 47 | 2 | 3 | | | 704 | 334 | | |
| 69 | Candle, soap, and tallow makers..... | 413 | 105 | 44 | 19 | | | 37 | 8 | 33 | 16 |
| 70 | Corset makers..... | 91 | 630 | 1 | 8 | | | | 3 | | |
| 71 | Cotton ginners..... | | | | | 65 | | | | | |
| 72 | Electric light and power company employees ¹ | 446 | 46 | 196 | 5 | 5 | | 86 | | 49 | |
| 73 | Gas works employees..... | 649 | 1 | 345 | | | | 80 | | 36 | |
| 74 | Piano and organ tuners..... | 557 | 7 | 133 | | | | 123 | 4 | 44 | 1 |
| 75 | Straw workers..... | 13 | 18 | 12 | 8 | | | | | | |
| 76 | Turpentine distillers..... | | | | | | | 6 | | | |
| 77 | Umbrella and parasol makers..... | 21 | 12 | 7 | | | | 1 | 1 | | |
| 78 | Well borers..... | 348 | | 531 | | 49 | | 783 | 1 | 206 | |
| 79 | Whitewashers..... | 358 | 1 | 75 | | | | 20 | | 8 | |
| 80 | Not specified..... | 19,282 | 4,033 | 11,021 | 1,227 | 170 | 6 | 3,676 | 617 | 1,907 | 142 |

¹See explanatory notes in table 91.

OCCUPATIONS.

OCCUPATION (IN DETAIL), CLASSIFIED BY SEX, BY STATES AND TERRITORIES: 1900—Continued.

| KENTUCKY. | | LOUISIANA. | | MAINE. | | MARYLAND. | | MASSACHUSETTS. | | MICHIGAN. | | MINNESOTA. | | MISSISSIPPI. | |
|-----------|----------|------------|----------|--------|----------|-----------|----------|----------------|----------|-----------|----------|------------|----------|--------------|----------|
| Males. | Females. | Males. | Females. | Males. | Females. | Males. | Females. | Males. | Females. | Males. | Females. | Males. | Females. | Males. | Females. |
| 413 | 6 | 182 | | 98 | 1 | 801 | 30 | 2,921 | 264 | 1,547 | 16 | 269 | 1 | 63 | 1 |
| 62 | | 72 | | 12 | | 241 | 1 | 392 | 1 | 595 | | 28 | | 13 | |
| 67 | 1 | 7 | | 27 | 1 | 62 | 1 | 538 | 31 | 186 | 3 | 55 | 1 | 1 | |
| 182 | | 79 | | 21 | | 168 | | 340 | 2 | 125 | | 96 | | 48 | 1 |
| 11 | | | | 1 | | 41 | 1 | 168 | 20 | 13 | | 3 | | | |
| 24 | 1 | | | 3 | | 24 | 1 | 237 | 25 | 71 | | 12 | | | |
| 117 | 4 | 24 | | 29 | | 270 | 25 | 1,246 | 185 | 557 | 9 | 80 | | 1 | |
| 159 | 194 | 102 | 20 | 56 | 49 | 224 | 175 | 1,444 | 1,724 | 324 | 365 | 265 | 228 | 6 | 1 |
| 20 | 97 | 15 | 22 | 31 | 94 | 144 | 332 | 442 | 2,872 | 48 | 505 | 41 | 110 | | 1 |
| 174 | 11 | 48 | 1 | 31 | 2 | 138 | 2 | 1,002 | 36 | 190 | 5 | 132 | 6 | | |
| 22 | 9 | 1 | 4 | 2,528 | 266 | 468 | 85 | 4,769 | 3,890 | 326 | 368 | 117 | 27 | 2 | |
| 2,182 | 144 | 963 | 37 | 807 | 375 | 2,509 | 79 | 8,989 | 1,973 | 3,755 | 603 | 3,206 | 304 | 357 | 37 |
| 1,472 | 72 | 717 | 18 | 615 | 49 | 1,775 | 45 | 6,330 | 437 | 2,742 | 125 | 2,294 | 84 | 267 | 18 |
| 132 | 11 | 33 | | 3 | | 172 | 6 | 309 | 57 | 129 | 33 | 107 | 1 | 1 | |
| 490 | 59 | 166 | 17 | 135 | 325 | 427 | 25 | 1,752 | 1,476 | 695 | 438 | 657 | 219 | 86 | 19 |
| 44 | | 12 | | 11 | | 58 | | 317 | 1 | 65 | | 61 | | | |
| 44 | 2 | 35 | 2 | 43 | 1 | 77 | 3 | 281 | 2 | 124 | 7 | 87 | | 3 | |
| 114 | 25 | 42 | 9 | 694 | 54 | 168 | 29 | 3,299 | 219 | 134 | 20 | 75 | 12 | 25 | 3 |
| 12 | 2 | 1 | | 326 | 49 | 24 | 1 | 772 | 102 | 21 | 2 | 8 | | 2 | |
| 102 | 23 | 41 | 9 | 368 | 5 | 144 | 28 | 2,527 | 117 | 113 | 18 | 67 | 12 | 23 | 3 |
| 12 | 40 | 2 | | 4 | 3 | 61 | 13 | 1,035 | 1,275 | 81 | 106 | 32 | 48 | | |
| 414 | 355 | 285 | 468 | 5,363 | 6,234 | 1,759 | 2,250 | 38,889 | 37,924 | 5 | 8 | 4 | 5 | 650 | 986 |
| 2 | 7 | 7 | 44 | 6 | 28 | 94 | 320 | 1,078 | 3,581 | 311 | 1,122 | 42 | 187 | 5 | 31 |
| 1 | 1 | 1 | | 64 | 107 | 89 | 107 | 836 | 1,584 | 108 | 455 | | | | |
| 253 | 500 | 2 | 3 | 3,218 | 1,425 | 271 | 105 | 14,347 | 10,383 | 189 | 194 | 108 | 90 | 18 | 26 |
| 365 | 624 | 29 | 71 | 1,226 | 1,230 | 207 | 234 | 13,248 | 11,897 | 228 | 148 | 102 | 184 | 8 | 4 |
| 164 | 44 | 13 | 43 | | | 11 | 19 | 553 | 490 | 19 | | 15 | 38 | | |
| 1 | 2 | | | | | | | 349 | 503 | 10 | | 1 | | | |
| 2 | 3 | 1 | 2 | 3 | 3 | 5 | 2 | 1,716 | 438 | 4 | 2 | 7 | 1 | | |
| 136 | 78 | 9 | 7 | 5 | 24 | 17 | 39 | 1,173 | 697 | 25 | 6 | 48 | 95 | 1 | |
| 9 | 33 | | | 332 | 316 | 1 | | 1,074 | 1,135 | | | 2 | | | |
| 53 | 464 | 6 | 19 | 886 | 887 | 173 | 174 | 8,383 | 8,634 | 170 | 140 | 29 | 50 | 7 | 4 |
| 25 | 5,363 | 10 | 2,401 | 11 | 3,390 | 30 | 7,220 | 129 | 19,658 | 46 | 13,390 | 15 | 8,664 | 5 | 1,409 |
| 25 | 5,337 | 10 | 2,392 | 11 | 3,387 | 30 | 7,180 | 128 | 19,554 | 45 | 13,280 | 15 | 8,582 | 5 | 1,409 |
| 17 | 26 | 3 | 9 | 34 | 3 | 40 | 1 | 104 | 1 | 110 | | | | | |
| | 46 | | | | | 289 | 160 | 992 | 664 | 56 | 43 | 28 | 82 | 2 | 36 |
| 29 | 1,578 | 7 | 381 | 49 | 1,139 | 31 | 1,680 | 118 | 4,929 | 45 | 3,478 | 36 | 2,102 | 3 | 348 |
| 29 | 1,569 | 7 | 356 | 49 | 1,130 | 31 | 1,653 | 117 | 4,812 | 45 | 3,375 | 34 | 2,037 | 3 | 346 |
| | 19 | | | | | | | 27 | 117 | | | 2 | 65 | | |
| 39 | 4,681 | 17 | 4,143 | 9 | 711 | 120 | 7,212 | 206 | 6,277 | 35 | 3,128 | 17 | 3,063 | 13 | 1,307 |
| 180 | 115 | 29 | 30 | 23 | 139 | 677 | 2,632 | 209 | 1,355 | 114 | 460 | 65 | 166 | | |
| 2,225 | 2,510 | 518 | 246 | 439 | 773 | 6,534 | 2,393 | 7,167 | 3,524 | 2,698 | 1,849 | 2,371 | 414 | 157 | 60 |
| 2,191 | 2,492 | 515 | 246 | 432 | 772 | 6,455 | 2,388 | 7,114 | 3,516 | 2,670 | 1,837 | 2,350 | 412 | 156 | 59 |
| 34 | 18 | 3 | | 7 | 1 | 79 | 10 | 53 | 8 | 28 | 12 | 21 | 2 | 1 | 44 |
| 34 | 203 | 52 | 32 | 197 | 64 | 207 | 176 | 554 | 636 | 206 | 639 | 75 | 302 | 6 | 10 |
| 10 | 126 | | | 2 | 4 | 15 | 13 | 59 | 75 | 139 | 394 | 44 | 121 | | 46 |
| 4 | 50 | | | 13 | 4 | 4 | 53 | 20 | 197 | 4 | 111 | 46 | | 6 | 47 |
| 19 | 2 | 60 | | 166 | 4 | 178 | 6 | 362 | 17 | 61 | 7 | 27 | 10 | 6 | 48 |
| 1 | 17 | 2 | 10 | 2 | 20 | 9 | 98 | 27 | 282 | 1 | 127 | 3 | 117 | | 49 |
| | 8 | | | 27 | 23 | 1 | 6 | 86 | 65 | 1 | | 1 | 8 | | 50 |
| 101 | | 76 | 1 | 34 | 11 | 350 | 31 | 465 | 422 | 302 | 117 | 126 | 3 | 8 | |
| 59 | | 35 | | 217 | | 174 | | 131 | | 115 | 3 | 34 | 1 | 384 | 3 |
| 3,473 | | 3,056 | 1 | 2,049 | 1 | 3,461 | 3 | 12,457 | 7 | 9,860 | 3 | 5,601 | 5 | 1,227 | |
| 2 | | | | 3 | | 19 | 41 | 45 | 134 | 13 | 37 | 16 | 18 | | 54 |
| 3,309 | 36 | 1,653 | 17 | 2,267 | 24 | 3,505 | 47 | 15,726 | 285 | 7,765 | 119 | 4,490 | 56 | 1,232 | 5 |
| 2,266 | 34 | 938 | 15 | 1,805 | 22 | 2,521 | 44 | 11,648 | 256 | 5,568 | 102 | 2,417 | 51 | 876 | 5 |
| 743 | 1 | 661 | | 344 | 1 | 831 | 1 | 3,238 | 11 | 1,599 | 1 | 1,533 | 1 | 317 | |
| 135 | | 48 | 2 | 75 | 1 | 96 | 2 | 674 | 18 | 384 | 15 | 341 | 3 | 35 | 3 |
| 165 | 1 | 6 | | 43 | | 67 | | 166 | | 214 | 1 | 149 | 1 | 4 | 59 |
| 156 | | 40 | 1 | 105 | 2 | 227 | 1 | 1,150 | 13 | 684 | 2 | 166 | | 10 | 60 |
| 474 | 28 | 179 | 14 | 230 | 39 | 233 | 15 | 1,079 | 245 | 926 | 216 | 717 | 127 | 127 | 12 |
| 9 | | 6 | 4 | 12 | 4 | 4 | 3 | 4,167 | 2,366 | 7 | | 8 | 1 | | 82 |
| 4,424 | 1,575 | 685 | 540 | 156 | 24 | 2,024 | 917 | 2,222 | 552 | 2,541 | 1,804 | 1,419 | 243 | 1 | 63 |
| 380 | 20 | 250 | 15 | 199 | 8 | 723 | 26 | 2,109 | 241 | 1,312 | 88 | 399 | 31 | 68 | 64 |
| 4,645 | 555 | 2,008 | 157 | 3,974 | 701 | 4,719 | 1,243 | 24,903 | 8,641 | 14,936 | 2,891 | 6,689 | 1,010 | 1,546 | 46 |
| 418 | 20 | 265 | 12 | 165 | 4 | 757 | 36 | 1,513 | 128 | 857 | 68 | 636 | 82 | 56 | 3 |
| | 5 | | 2 | 1 | | 5 | 54 | 6 | 10 | | 4 | | 2 | | 65 |
| 9 | 19 | | | 1 | 1 | 21 | 28 | 285 | 427 | 5 | | 6 | 3 | | 67 |
| 56 | 15 | 29 | 1 | 15 | | 40 | 4 | 279 | 66 | 60 | 8 | 24 | 10 | 3 | 68 |
| | | 5 | | 1 | 2 | 3 | 6 | 89 | 791 | 89 | 711 | | 10 | | 69 |
| 68 | 10 | 66 | | 91 | | 176 | 2 | 639 | 63 | 224 | | 79 | 1 | 81 | 70 |
| | | | | | | | | | | | | | | 17 | 71 |
| 112 | | 30 | | 34 | 1 | 70 | | 575 | | 258 | | 83 | 1 | 5 | 72 |
| 48 | | 29 | | 40 | | 61 | | 502 | 6 | 163 | | 88 | 1 | 19 | 73 |
| | | 2 | | 2 | 44 | 173 | 309 | 325 | 1,581 | 2 | 19 | 1 | 2 | | 74 |
| | | 46 | | 4 | | 4 | | 1 | | 3 | 1 | | 1 | 182 | 75 |
| 4 | | 10 | 2 | 1 | | 47 | 90 | 28 | 34 | 27 | 17 | 4 | | 1 | 76 |
| 38 | | 20 | | 11 | | 30 | | 41 | 1 | 278 | 2 | 361 | | 47 | 77 |
| 154 | 6 | 77 | | 10 | | 359 | 12 | 144 | | 33 | 2 | 19 | | 27 | 78 |
| 3,738 | 480 | 1,410 | 132 | 3,602 | 649 | 2,973 | 707 | 20,176 | 5,734 | 12,937 | 2,054 | 5,388 | 897 | 1,158 | 33 |

STATISTICS OF POPULATION.

TABLE 93.—TOTAL PERSONS 10 YEARS OF AGE AND OVER ENGAGED IN EACH SPECIFIED

| OCCUPATIONS. | MISSOURI. | | MONTANA. | | NEBRASKA. | | NEVADA. | | NEW HAMPSHIRE. | |
|--|-----------|----------|----------|----------|-----------|----------|---------|----------|----------------|----------|
| | Males. | Females. | Males. | Females. | Males. | Females. | Males. | Females. | Males. | Females. |
| All occupations ¹ | 966,866 | 154,526 | 104,990 | 9,809 | 327,354 | 46,616 | 17,809 | 2,000 | 136,961 | 41,758 |
| Agricultural pursuits..... | 447,315 | 15,978 | 28,149 | 544 | 182,338 | 4,249 | 5,753 | 137 | 37,224 | 1,558 |
| 3 Agricultural laborers ¹ | 160,972 | 1,944 | 8,946 | 33 | 58,760 | 841 | 2,729 | 31 | 12,644 | 70 |
| 4 Farm and plantation laborers..... | 65,321 | 579 | 7,272 | 18 | 26,516 | 211 | 2,260 | 23 | 8,953 | 36 |
| 5 Farm laborers (members of family)..... | 94,518 | 1,814 | 1,573 | 14 | 31,948 | 616 | 457 | 4 | 3,598 | 33 |
| 6 Garden and nursery laborers..... | 1,133 | 21 | 101 | 1 | 296 | 14 | 12 | 4 | 98 | 1 |
| 7 Dairywomen and dairywomen..... | 420 | 53 | 49 | 8 | 80 | 31 | 41 | | 9 | 5 |
| 8 Farmers, planters, and overseers..... | 279,672 | 13,862 | 11,413 | 452 | 118,330 | 3,245 | 1,882 | 90 | 23,043 | 1,469 |
| 9 Farmers and planters..... | 267,129 | 13,857 | 11,104 | 432 | 113,408 | 2,936 | 1,787 | 84 | 22,525 | 1,430 |
| 10 Farmers (members of family)..... | 11,821 | 412 | 191 | 16 | 4,673 | 278 | 24 | 5 | 403 | 30 |
| 11 Farm and plantation overseers..... | 336 | 79 | 66 | 3 | 176 | 28 | 68 | 1 | 111 | 9 |
| 12 Milk farmers..... | 336 | 14 | 52 | 1 | 73 | 3 | 3 | | 4 | |
| 13 Gardeners, florists, nurserymen, etc..... | 2,190 | 133 | 226 | 8 | 599 | 30 | 27 | 3 | 346 | 10 |
| 14 Gardeners..... | 1,484 | 89 | 169 | 3 | 409 | 19 | 26 | 3 | 267 | 2 |
| 15 Florists, nurserymen, and vinegrowers..... | 578 | 42 | 36 | 4 | 147 | 6 | | | 84 | 8 |
| 16 Fruit growers..... | 128 | 2 | 21 | 1 | 48 | 5 | | | 5 | |
| 17 Lumbermen and raftsmen..... | 943 | | 627 | | 152 | | 20 | | 650 | |
| 18 Stock raisers, herders, and drovers..... | 938 | 5 | 6,311 | 43 | 4,274 | 101 | 910 | 13 | 16 | 1 |
| 19 Stock raisers..... | 371 | 3 | 2,362 | 34 | 2,525 | 78 | 356 | 12 | 2 | 1 |
| 20 Stock herders and drovers..... | 567 | 2 | 3,949 | 9 | 1,749 | 23 | 554 | 1 | 14 | |
| 21 Turpentine farmers and laborers..... | | | | | | | | | | |
| 22 Wood choppers..... | 2,069 | 8 | 535 | | 38 | | 127 | | 507 | 3 |
| 23 Other agricultural pursuits..... | 111 | 3 | 42 | | 105 | 1 | 17 | | 9 | |
| 24 Apriarists..... | 28 | 1 | 1 | | 10 | | 15 | | 1 | |
| 25 Not specified..... | 33 | 2 | 41 | | 95 | 1 | 2 | | 8 | |
| 26 Professional service..... | 35,627 | 15,629 | 3,490 | 1,380 | 11,872 | 9,367 | 682 | 408 | 4,248 | 3,517 |
| 27 Actors, professional showmen, etc..... | 1,278 | 164 | 215 | 43 | 448 | 105 | 31 | 1 | 97 | 20 |
| 28 Actors..... | 255 | 151 | 45 | 39 | 95 | 101 | | | 30 | 19 |
| 29 Professional showmen..... | 942 | 11 | 153 | 3 | 312 | 4 | 30 | 1 | 55 | |
| 30 Theatrical managers, etc..... | 81 | 2 | 17 | 1 | 41 | | 1 | | 12 | 1 |
| 31 Architects, designers, draughtsmen, etc..... | 825 | 9 | 65 | 1 | 128 | | 5 | | 103 | 9 |
| 32 Architects..... | 421 | 3 | 41 | 1 | 65 | | 1 | | 23 | 3 |
| 33 Designers, draughtsmen, and inventors..... | 404 | 6 | 24 | | 63 | | 4 | | 80 | 6 |
| 34 Artists and teachers of art..... | 480 | 361 | 15 | 18 | 73 | 112 | 4 | 3 | 57 | 73 |
| 35 Clergymen..... | 4,437 | 138 | 273 | 22 | 2,069 | 95 | 36 | 2 | 733 | 25 |
| 36 Dentists..... | 1,210 | 32 | 112 | 3 | 420 | 16 | 28 | 4 | 197 | 3 |
| 37 Electricians..... | 1,797 | 9 | 223 | | 233 | 1 | 22 | | 273 | 1 |
| 38 Engineers (civil, etc.) and surveyors..... | 1,434 | 1 | 420 | 1 | 309 | 1 | 74 | | 189 | |
| 39 Engineers (civil)..... | 663 | | 226 | | 207 | 1 | 26 | | 106 | |
| 40 Engineers (mechanical and electrical)..... | 369 | | 38 | | 44 | | 20 | | 42 | |
| 41 Engineers (mining)..... | 189 | | 81 | 1 | 4 | | 14 | | 3 | |
| 42 Surveyors..... | 213 | 1 | 75 | | 54 | | 14 | | 38 | |
| 43 Journalists..... | 1,225 | 87 | 140 | 6 | 513 | 35 | 19 | 1 | 153 | 12 |
| 44 Lawyers..... | 5,224 | 61 | 540 | 3 | 1,907 | 23 | 104 | 1 | 466 | 2 |
| 45 Literary and scientific persons..... | 337 | 152 | 202 | 17 | 92 | 33 | 45 | 5 | 69 | 87 |
| 46 Authors and scientists..... | 82 | 100 | 7 | 3 | 29 | 45 | | 3 | 32 | 20 |
| 47 Librarians and assistants..... | 19 | 44 | 3 | 14 | 6 | 35 | | 1 | 5 | 66 |
| 48 Chemists, assayers, and metallurgists..... | 236 | 8 | 192 | | 57 | 3 | 45 | 1 | 32 | 1 |
| 49 Musicians and teachers of music..... | 1,381 | 2,218 | 170 | 157 | 464 | 876 | 17 | 35 | 170 | 308 |
| 50 Officials (government)..... | 3,246 | 284 | 474 | 62 | 1,378 | 176 | 143 | 20 | 468 | 77 |
| 51 Officials (national government)..... | 1,178 | 231 | 174 | 41 | 587 | 139 | 52 | 18 | 233 | 66 |
| 52 Officials (state government)..... | 98 | 7 | 36 | 3 | 42 | 4 | 34 | | 38 | 2 |
| 53 Officials (county government)..... | 1,000 | 25 | 214 | 17 | 513 | 25 | 58 | 2 | 91 | 2 |
| 54 Officials (city or town government)..... | 970 | 21 | 50 | 1 | 236 | 8 | 4 | | 106 | 7 |
| 55 Physicians and surgeons..... | 6,871 | 303 | 338 | 16 | 1,604 | 134 | 73 | 6 | 723 | 61 |
| 56 Teachers and professors in colleges, etc..... | 5,462 | 11,723 | 274 | 1,023 | 1,930 | 7,691 | 70 | 330 | 452 | 2,324 |
| 57 Teachers..... | 5,223 | 11,706 | 259 | 1,023 | 1,850 | 7,630 | 62 | 330 | 386 | 2,321 |
| 58 Professors in colleges and universities..... | 229 | 17 | 15 | | 80 | 11 | 8 | | 66 | 3 |
| 59 Other professional service..... | 380 | 87 | 29 | 8 | 254 | 19 | 1 | | 98 | 15 |
| 60 Veterinary surgeons..... | 267 | 2 | 19 | | 212 | | 1 | | 73 | |
| 61 Not specified..... | 113 | 85 | 10 | 8 | 42 | 19 | | | 26 | 15 |
| 62 Domestic and personal service..... | 121,032 | 68,720 | 18,629 | 5,469 | 35,812 | 19,336 | 3,894 | 1,027 | 18,436 | 12,140 |
| 63 Barbers and hairdressers..... | 5,498 | 226 | 513 | 22 | 1,712 | 99 | 96 | | 740 | 16 |
| 64 Bartenders..... | 3,598 | 13 | 831 | 2 | 1,102 | 5 | 124 | | 307 | 1 |
| 65 Boarding and lodging house keepers..... | 568 | 2,885 | 138 | 635 | 156 | 630 | 15 | 72 | 161 | 543 |
| 66 Hotel keepers..... | 1,319 | 496 | 296 | 81 | 684 | 178 | 88 | 27 | 450 | 33 |
| 67 Housekeepers and stewards ¹ | 194 | 4,534 | 17 | 647 | 44 | 1,884 | 4 | 76 | 45 | 2,595 |
| 68 Janitors and sextons..... | 1,850 | 199 | 155 | 8 | 588 | 25 | 18 | 2 | 245 | 4 |
| 69 Janitors..... | 1,697 | 194 | 147 | 8 | 553 | 25 | 17 | 2 | 231 | 3 |
| 70 Sextons..... | 153 | 5 | 8 | | 35 | | 1 | | 14 | 1 |
| 71 Laborers (not specified) ¹ | 83,285 | 1,758 | 12,164 | 66 | 25,002 | 395 | 2,440 | 101 | 14,003 | 241 |
| 72 Elevator tenders..... | 544 | 2 | 20 | | 139 | 2 | 1 | | 69 | |
| 73 Laborers (coal yard)..... | 488 | | 29 | | 77 | | | | 70 | |
| 74 Laborers (general)..... | 82,148 | 1,756 | 12,115 | 66 | 24,784 | 393 | 2,433 | 101 | 13,853 | 241 |
| 75 Longshoremen..... | 80 | | | | | | | | 7 | |
| 76 Stevedores..... | 25 | | | | 2 | | | | 4 | |

¹See explanatory notes in table 91.

OCCUPATIONS.

OCCUPATION (IN DETAIL), CLASSIFIED BY SEX, BY STATES AND TERRITORIES: 1900—Continued.

| NEW JERSEY. | | NEW MEXICO. | | NEW YORK. | | NORTH CAROLINA. | | NORTH DAKOTA. | | OHIO. | | OKLAHOMA. | | OREGON. | | |
|-------------|----------|-------------|----------|-----------|----------|-----------------|----------|---------------|----------|-----------|----------|-----------|----------|---------|----------|----|
| Males. | Females. | Males. | Females. | Males. | Females. | Males. | Females. | Males. | Females. | Males. | Females. | Males. | Females. | Males. | Females. | |
| 608,237 | 154,522 | 59,710 | 6,310 | 2,324,429 | 672,045 | 556,581 | 160,161 | 103,548 | 14,092 | 1,299,881 | 246,071 | 122,488 | 10,257 | 151,200 | 18,487 | 1 |
| 67,035 | 1,846 | 26,273 | 941 | 363,619 | 12,371 | 385,187 | 74,119 | 69,849 | 1,777 | 899,909 | 14,783 | 91,513 | 3,418 | 56,930 | 1,560 | 2 |
| 32,741 | 479 | 7,463 | 115 | 146,990 | 1,466 | 175,316 | 57,972 | 23,774 | 419 | 136,764 | 1,302 | 27,198 | 703 | 17,180 | 136 | 3 |
| 23,523 | 206 | 5,071 | 65 | 96,059 | 774 | 64,234 | 20,467 | 14,748 | 150 | 68,383 | 452 | 10,520 | 190 | 9,692 | 49 | 4 |
| 6,913 | 139 | 2,323 | 49 | 43,602 | 337 | 110,714 | 37,490 | 8,988 | 269 | 66,011 | 782 | 16,630 | 503 | 7,079 | 77 | 5 |
| 2,300 | 134 | 69 | 1 | 7,323 | 305 | 368 | 15 | 88 | 7 | 2,370 | 68 | 43 | 5 | 409 | 10 | 6 |
| 139 | 14 | 18 | 1 | 417 | 34 | 61 | 23 | 11 | 7 | 2,699 | 93 | 11 | 1 | 147 | 20 | 7 |
| 30,687 | 1,233 | 10,556 | 488 | 205,640 | 10,512 | 205,353 | 16,074 | 43,699 | 1,312 | 256,238 | 13,169 | 62,552 | 2,685 | 32,988 | 1,309 | 8 |
| 29,946 | 1,250 | 10,275 | 465 | 199,919 | 10,099 | 200,724 | 15,338 | 42,564 | 1,185 | 248,041 | 12,498 | 60,210 | 2,406 | 31,905 | 1,263 | 9 |
| 400 | 22 | 255 | 20 | 4,702 | 332 | 4,111 | 678 | 970 | 122 | 7,406 | 487 | 2,276 | 265 | 916 | 36 | 10 |
| 232 | 9 | 18 | 2 | 531 | 72 | 504 | 58 | 160 | 5 | 859 | 166 | 49 | 14 | 59 | 8 | 11 |
| 109 | 2 | 8 | 1 | 138 | 9 | 14 | 2 | 5 | 5 | 432 | 18 | 17 | 17 | 108 | 2 | 12 |
| 2,880 | 63 | 111 | 5 | 7,404 | 337 | 318 | 30 | 47 | 4 | 4,082 | 184 | 112 | 7 | 818 | 35 | 13 |
| 1,771 | 10 | 95 | 4 | 4,225 | 72 | 161 | 16 | 33 | 3 | 2,608 | 93 | 64 | 7 | 399 | 6 | 14 |
| 1,091 | 50 | 10 | 4 | 2,677 | 234 | 85 | 12 | 13 | 1 | 1,098 | 71 | 38 | 10 | 129 | 11 | 15 |
| 15 | 3 | 6 | 1 | 502 | 31 | 72 | 2 | 1 | 1 | 376 | 20 | 10 | 10 | 290 | 18 | 16 |
| 135 | 1 | 29 | 1 | 1,665 | 1 | 2,571 | 4 | 27 | 1 | 825 | 1 | 53 | 1 | 1,731 | 1 | 17 |
| 138 | 7,777 | 330 | 4 | 382 | 4 | 98 | 6 | 2,262 | 35 | 372 | 1 | 1,525 | 22 | 3,099 | 43 | 18 |
| 53 | 2,437 | 143 | 3 | 80 | 3 | 12 | 2 | 1,315 | 25 | 122 | 1 | 729 | 15 | 1,803 | 38 | 19 |
| 85 | 5,340 | 182 | 1 | 302 | 1 | 36 | 4 | 947 | 10 | 250 | 1 | 796 | 7 | 1,296 | 5 | 20 |
| | | | | | | 502 | 1 | | | | | | | | | 21 |
| 254 | 2 | 297 | 2 | 674 | 2 | 957 | 7 | 2 | 2 | 476 | 2 | 23 | 2 | 948 | 1 | 22 |
| 61 | 5 | 22 | 1 | 447 | 17 | 11 | 2 | 27 | 2 | 453 | 3 | 39 | 3 | 19 | 15 | 23 |
| 6 | 5 | 8 | 1 | 131 | 7 | 5 | 5 | 1 | 1 | 30 | 2 | 39 | 1 | 9 | 9 | 24 |
| 55 | 5 | 14 | 1 | 316 | 10 | 6 | 2 | 26 | 2 | 423 | 1 | 39 | 1 | 10 | 15 | 25 |
| 24,185 | 10,555 | 1,648 | 470 | 107,689 | 51,704 | 10,270 | 4,742 | 2,350 | 2,102 | 52,113 | 25,007 | 3,672 | 1,539 | 6,680 | 3,366 | 26 |
| 768 | 144 | 23 | 1 | 6,451 | 2,378 | 74 | 7 | 51 | 3 | 2,016 | 250 | 112 | 15 | 242 | 39 | 27 |
| 262 | 130 | 1 | 1 | 3,111 | 2,729 | 5 | 6 | 8 | 3 | 331 | 216 | 35 | 14 | 50 | 30 | 28 |
| 381 | 14 | 22 | 1 | 2,324 | 104 | 62 | 1 | 42 | 1 | 1,472 | 32 | 71 | 1 | 165 | 9 | 29 |
| 125 | | | | 1,016 | 45 | 7 | | 1 | | 213 | 2 | 6 | | 27 | | 30 |
| 1,823 | 85 | 24 | | 5,906 | 410 | 66 | 2 | 17 | 2 | 1,879 | 32 | 26 | | 115 | | 31 |
| 710 | 4 | 18 | | 2,296 | 25 | 45 | 1 | 15 | 2 | 495 | 6 | 20 | | 56 | | 32 |
| 1,118 | 81 | 6 | | 3,610 | 385 | 20 | 1 | 2 | 2 | 1,384 | 26 | 6 | | 59 | | 33 |
| 707 | 355 | 4 | 6 | 3,716 | 1,979 | 49 | 50 | 9 | 14 | 859 | 716 | 9 | 20 | 72 | 95 | 34 |
| 2,622 | 81 | 189 | 10 | 9,161 | 511 | 2,533 | 25 | 505 | 15 | 5,942 | 206 | 625 | 29 | 336 | 40 | 35 |
| 627 | 19 | 30 | 2 | 3,234 | 103 | 285 | | 72 | 5 | 1,877 | 40 | 78 | 1 | 278 | 15 | 36 |
| 3,194 | 43 | 30 | | 11,336 | 78 | 156 | | 42 | | 2,857 | 30 | 26 | | 220 | | 37 |
| 2,162 | 5 | 157 | | 5,874 | 16 | 234 | | 38 | | 2,319 | 6 | 98 | | 602 | 2 | 38 |
| 823 | 2 | 58 | | 2,689 | 9 | 117 | | 47 | | 1,152 | 3 | 65 | | 216 | 1 | 39 |
| 1,080 | 3 | 38 | | 2,505 | 6 | 66 | | 12 | | 1,830 | 1 | 13 | | 156 | | 40 |
| 58 | 40 | 40 | | 153 | 28 | 28 | | 29 | | 63 | 1 | 1 | | 89 | 1 | 41 |
| 201 | 21 | 527 | | 527 | 1 | 38 | | 29 | | 274 | 2 | 14 | | 141 | | 42 |
| 952 | 45 | 32 | | 4,435 | 365 | 226 | 6 | 92 | 2 | 1,608 | 151 | 119 | 5 | 249 | 17 | 43 |
| 2,842 | 23 | 274 | | 14,035 | 124 | 1,263 | | 451 | 6 | 608 | 66 | 665 | 5 | 1,027 | 8 | 44 |
| 712 | 176 | 49 | 1 | 2,434 | 123 | 62 | 13 | 12 | 7 | 603 | 364 | 3 | 7 | 129 | 26 | 45 |
| 117 | 53 | 12 | | 766 | 495 | 36 | 3 | 8 | 6 | 123 | 145 | 2 | 6 | 17 | 17 | 46 |
| 36 | 102 | 3 | 1 | 206 | 507 | 4 | 5 | 1 | 1 | 51 | 208 | 1 | 1 | 6 | 7 | 47 |
| 559 | 16 | 34 | | 1,462 | 36 | 22 | | 4 | | 424 | 13 | 1 | | 106 | 2 | 48 |
| 1,495 | 1,383 | 185 | 25 | 8,962 | 6,330 | 132 | 334 | 47 | 122 | 2,422 | 3,512 | 85 | 169 | 348 | 385 | 49 |
| 1,857 | 109 | 205 | 30 | 8,243 | 499 | 1,327 | 184 | 369 | 32 | 3,999 | 429 | 445 | 53 | 790 | 106 | 50 |
| 739 | 81 | 90 | 29 | 2,985 | 314 | 676 | 174 | 150 | 22 | 1,433 | 346 | 207 | 41 | 396 | 94 | 51 |
| 136 | 1 | 8 | | 585 | 58 | 45 | 4 | 21 | 1 | 153 | 14 | 12 | | 27 | | 52 |
| 232 | 5 | 93 | | 989 | 43 | 440 | 5 | 187 | 9 | 1,109 | 36 | 181 | 12 | 250 | 8 | 53 |
| 760 | 22 | 14 | 1 | 3,674 | 84 | 166 | 1 | 31 | | 1,304 | 33 | 45 | | 117 | 4 | 54 |
| 2,402 | 176 | 187 | 5 | 12,895 | 925 | 1,728 | 22 | 301 | 15 | 7,997 | 451 | 718 | 26 | 750 | 82 | 55 |
| 1,638 | 7,841 | 257 | 390 | 8,710 | 35,454 | 1,979 | 4,095 | 693 | 1,878 | 10,389 | 18,602 | 601 | 1,207 | 960 | 2,535 | 56 |
| 1,540 | 7,837 | 223 | 387 | 7,968 | 35,405 | 1,372 | 4,093 | 665 | 1,877 | 9,960 | 18,576 | 570 | 1,206 | 889 | 2,523 | 57 |
| 158 | 4 | 29 | 3 | 742 | 49 | 107 | | 28 | 1 | 429 | 26 | 31 | 1 | 71 | 7 | 58 |
| 309 | 70 | 2 | | 1,697 | 489 | 36 | 4 | 81 | 1 | 757 | 152 | 67 | 2 | 62 | 16 | 59 |
| 208 | | | | 973 | 23 | 23 | | 76 | | 573 | 152 | 51 | | 38 | | 60 |
| 101 | 70 | 2 | | 724 | 489 | 13 | 4 | 5 | 1 | 179 | 152 | 16 | 2 | 24 | 16 | 61 |
| 107,400 | 60,516 | 16,108 | 3,370 | 407,834 | 265,540 | 52,794 | 55,439 | 9,234 | 8,049 | 207,041 | 99,392 | 8,641 | 3,547 | 29,249 | 7,485 | 62 |
| 4,488 | 162 | 184 | 2 | 19,234 | 1,184 | 910 | 9 | 370 | 9 | 8,592 | 274 | 468 | 7 | 840 | 44 | 63 |
| 3,610 | 26 | 183 | 1 | 18,485 | 88 | 409 | | 43 | | 5,731 | 46 | 310 | | 809 | 10 | 64 |
| 276 | 2,003 | 23 | 120 | 1,267 | 6,379 | 173 | 693 | 55 | 111 | 393 | 2,879 | 43 | 132 | 152 | 546 | 65 |
| 1,919 | 258 | 96 | 42 | 9,388 | 634 | 286 | 123 | 363 | 47 | 1,698 | 359 | 240 | 72 | 416 | 111 | 66 |
| 418 | 4,177 | 5 | 161 | 1,875 | 16,137 | 77 | 2,186 | 10 | 1,107 | 289 | 9,542 | 5 | 469 | 104 | 899 | 67 |
| 1,641 | 237 | 26 | 1 | 8,781 | 4,296 | 192 | 11 | 75 | | 2,954 | 464 | 53 | | 306 | 2 | 68 |
| 1,266 | 236 | 25 | 1 | 7,863 | 4,277 | 147 | 10 | 72 | | 2,719 | 459 | 50 | | 290 | 2 | 69 |
| 275 | 1 | 1 | | 918 | 19 | 45 | | 3 | | 235 | 5 | 3 | | 16 | | 70 |
| 71,259 | 1,350 | 13,976 | 769 | 242,708 | 4,856 | 43,948 | 11,930 | 6,739 | 74 | 155,532 | 2,422 | 5,499 | 100 | 20,776 | 161 | 71 |
| 303 | | 4 | | 3,437 | 4 | 47 | | 15 | | 729 | 3 | 6 | | 64 | | 72 |
| 962 | | 3 | | 927 | | 28 | | 6 | | 378 | | 1 | | 5 | | 73 |
| 68,434 | 1,349 | 13,969 | 769 | 231,153 | 4,848 | 43,617 | 11,930 | 6,764 | 74 | 152,637 | 2,416 | 5,492 | 100 | 20,223 | 160 | 74 |
| 1,340 | 1 | | | 6,283 | 2 | 21 | | 4 | | 1,745 | 3 | | | 409 | | 75 |
| 220 | | | | 898 | | 235 | | 4 | | 43 | | | | 75 | 1 | 76 |

*

STATISTICS OF POPULATION.

TABLE 93.—TOTAL PERSONS 10 YEARS OF AGE AND OVER ENGAGED IN EACH SPECIFIED

| OCCUPATIONS. | MISSOURI. | | MONTANA. | | NEBRASKA. | | NEVADA. | | NEW HAMPSHIRE. | |
|---|-----------|----------|----------|----------|-----------|----------|---------|----------|----------------|----------|
| | Males. | Females. | Males. | Females. | Males. | Females. | Males. | Females. | Males. | Females. |
| Domestic and personal service—Continued. | | | | | | | | | | |
| 1 Launderers and laundresses..... | 1,190 | 12,729 | 486 | 470 | 397 | 1,622 | 189 | 263 | 304 | 637 |
| 2 Laundry work (hand)..... | 847 | 12,235 | 405 | 445 | 235 | 1,453 | 186 | 263 | 219 | 608 |
| 3 Laundry work (steam)..... | 343 | 494 | 81 | 25 | 162 | 164 | 3 | | 85 | 29 |
| 4 Nurses and midwives..... | 280 | 2,560 | 38 | 343 | 70 | 832 | 11 | 62 | 87 | 940 |
| 5 Nurses (trained)..... | 15 | 329 | 1 | 32 | 4 | 95 | | 2 | 2 | 86 |
| 6 Nurses (not specified)..... | 265 | 1,837 | 37 | 291 | 66 | 703 | 11 | 58 | 85 | 850 |
| 7 Midwives..... | | 344 | | 20 | | 34 | | 2 | | 4 |
| 8 Restaurant keepers..... | 1,858 | 214 | 217 | 45 | 516 | 72 | 28 | 11 | 182 | 17 |
| 9 Saloon keepers..... | 3,192 | 44 | 919 | 7 | 1,187 | 10 | 192 | 5 | 262 | 9 |
| 10 Servants and waiters..... | 11,265 | 42,774 | 2,024 | 3,124 | 2,423 | 18,501 | 525 | 407 | 792 | 7,056 |
| 11 Servants..... | 9,092 | 41,437 | 1,731 | 2,664 | 1,887 | 12,946 | 497 | 362 | 725 | 5,526 |
| 12 Waiters..... | 2,173 | 1,337 | 243 | 460 | 542 | 555 | 28 | 45 | 67 | 580 |
| 13 Soldiers, sailors, and marines (U. S.)..... | 1,140 | | 224 | | 813 | | 6 | | 112 | |
| 14 Soldiers (U. S.)..... | 1,098 | | 222 | | 794 | | 6 | | 71 | |
| 15 Sailors (U. S.)..... | 25 | | 2 | | 16 | | | | 29 | |
| 16 Marines (U. S.)..... | 19 | | | | 3 | | | | 12 | |
| 17 Watchmen, policemen, firemen, etc..... | 5,301 | 23 | 444 | | 906 | 1 | 124 | 1 | 684 | |
| 18 Watchmen, policemen, and detectives..... | 4,618 | 23 | 411 | | 723 | 1 | 113 | 1 | 633 | |
| 19 Firemen (fire department)..... | 683 | | 33 | | 178 | | | | 51 | |
| 20 Other domestic and personal service..... | 999 | 265 | 163 | 19 | 236 | 32 | 34 | | 112 | 43 |
| 21 Bootblacks..... | 273 | 7 | 13 | | 73 | | 5 | | 21 | 1 |
| 22 Hunters, trappers, guides, and scouts..... | 56 | | 35 | | 28 | | 22 | | 24 | |
| 23 Not specified..... | 670 | 258 | 65 | 19 | 135 | 32 | 7 | | 67 | 42 |
| 24 Trade and transportation..... | 180,383 | 18,354 | 20,078 | 962 | 56,385 | 5,506 | 2,788 | 118 | 23,020 | 2,631 |
| 25 Agents..... | 10,471 | 410 | 546 | 22 | 4,033 | 164 | 34 | 4 | 803 | 74 |
| 26 Agents (insurance and real estate)..... | 5,200 | 70 | 284 | 7 | 2,019 | 23 | 14 | | 451 | 15 |
| 27 Agents (not specified)..... | 5,271 | 340 | 262 | 15 | 2,014 | 141 | 20 | 4 | 322 | 59 |
| 28 Bankers and brokers..... | 3,144 | 30 | 298 | | 1,346 | | 50 | | 376 | |
| 29 Bankers and brokers (money and stocks)..... | 2,823 | 28 | 274 | | 1,272 | | 50 | | 369 | |
| 30 Brokers (commercial)..... | 315 | 2 | 24 | | 74 | | | | 7 | |
| 31 Boatmen and sailors..... | 899 | 3 | 45 | | 69 | 1 | 10 | | 118 | 1 |
| 32 Boatmen and canalmen..... | 114 | | 3 | | 14 | 1 | | | 35 | 1 |
| 33 Pilots..... | 126 | | 7 | | 4 | | | | 4 | |
| 34 Sailors ¹ | 599 | 3 | 35 | | 51 | | 10 | | 79 | |
| 35 Bookkeepers and accountants ¹ | 7,073 | 2,164 | 903 | 119 | 1,965 | 676 | 72 | 13 | 606 | 765 |
| 36 Clerks and copyists ¹ | 24,215 | 2,510 | 1,437 | 192 | 6,030 | 1,105 | 191 | 28 | 2,262 | 480 |
| 37 Clerks and copyists..... | 21,760 | 2,487 | 1,360 | 191 | 5,486 | 1,094 | 181 | 28 | 2,034 | 473 |
| 38 Clerks (shipping)..... | 1,306 | 9 | 21 | | 245 | 5 | | | 68 | 1 |
| 39 Letter and mail carriers..... | 1,149 | 14 | 56 | 1 | 299 | 6 | 10 | | 160 | 1 |
| 40 Commercial travelers..... | 4,869 | 37 | 174 | 2 | 2,090 | 15 | 17 | | 375 | 6 |
| 41 Draymen, hackmen, teamsters, etc..... | 22,672 | 25 | 3,087 | 5 | 4,987 | 15 | 449 | | 3,843 | 6 |
| 42 Draymen, teamsters, and expressmen..... | 21,699 | 25 | 2,950 | 5 | 4,761 | 15 | 415 | | 3,643 | 6 |
| 43 Carriage and hack drivers..... | 973 | | 137 | | 226 | | 34 | | 200 | |
| 44 Foremen and overseers..... | 2,012 | 45 | 517 | 2 | 967 | 11 | 99 | | 271 | 9 |
| 45 Foremen and overseers (livery stable)..... | 188 | | 10 | | 17 | | | | 9 | |
| 46 Foremen and overseers (steam railroad)..... | 1,429 | 1 | 463 | | 827 | | 90 | | 205 | |
| 47 Foremen and overseers (street railway)..... | 69 | 1 | 1 | | 11 | | | | 4 | |
| 48 Foremen and overseers (not specified)..... | 326 | 43 | 43 | 2 | 112 | 11 | 9 | | 53 | 9 |
| 49 Hostlers..... | 2,550 | 4 | 216 | | 640 | | 69 | | 719 | |
| 50 Hucksters and peddlers..... | 2,270 | 73 | 136 | 7 | 562 | 18 | 13 | 3 | 270 | 3 |
| 51 Livery stable keepers..... | 1,670 | 8 | 214 | | 1,007 | 1 | 52 | | 276 | |
| 52 Merchants and dealers (except wholesale)..... | 31,236 | 930 | 2,225 | 77 | 10,372 | 215 | 467 | 18 | 4,645 | 129 |
| 53 Boots and shoes..... | 538 | 17 | 26 | | 145 | 4 | 5 | | 166 | 4 |
| 54 Cigars and tobacco..... | 451 | 19 | 35 | 3 | 143 | 2 | 4 | | 22 | |
| 55 Clothing and men's furnishings..... | 672 | 12 | 53 | | 162 | 2 | 16 | | 167 | 1 |
| 56 Coal and wood..... | 985 | 7 | 57 | | 206 | 1 | 9 | | 172 | 1 |
| 57 Drugs and medicines..... | 3,217 | 48 | 158 | 3 | 1,105 | 21 | 33 | 1 | 371 | 2 |
| 58 Dry goods, fancy goods, and notions..... | 2,331 | 181 | 96 | 8 | 549 | 25 | 39 | 3 | 215 | 23 |
| 59 General store..... | 1,605 | 32 | 169 | 4 | 799 | 18 | 61 | 4 | 136 | 2 |
| 60 Groceries..... | 6,027 | 230 | 289 | 11 | 1,323 | 43 | 79 | 4 | 1,094 | 19 |
| 61 Liquors and wines..... | 264 | 2 | 65 | | 82 | 1 | 14 | | 28 | 3 |
| 62 Lumber..... | 740 | 2 | 30 | | 453 | | 8 | | 134 | |
| 63 Produce and provisions..... | 1,044 | 23 | 71 | | 308 | 4 | 4 | | 273 | 1 |
| 64 Not specified..... | 13,362 | 357 | 1,176 | 48 | 5,592 | 94 | 195 | 6 | 1,318 | 73 |
| 65 Merchants and dealers (wholesale)..... | 2,336 | 10 | 73 | | 920 | 3 | 2 | | 191 | 1 |
| 66 Messengers and errand and office boys..... | 2,570 | 254 | 99 | 3 | 387 | 79 | 16 | | 96 | 5 |
| 67 Bundle and cash boys..... | 342 | 176 | 21 | 1 | 35 | 65 | 3 | | 6 | |
| 68 Messengers..... | 1,463 | 30 | 67 | 2 | 260 | 9 | 13 | | 71 | 1 |
| 69 Office boys..... | 765 | 48 | 11 | | 92 | 5 | | | 19 | 4 |
| 70 Officials of banks and companies..... | 3,638 | 49 | 303 | 4 | 1,376 | 32 | 65 | 2 | 391 | 12 |
| 71 Bank officials and cashiers..... | 856 | 3 | 46 | | 487 | 19 | 8 | | 115 | 4 |
| 72 Officials (insurance and trust companies, etc.)..... | 208 | 3 | 2 | | 64 | 5 | 1 | | 16 | |
| 73 Officials (trade companies)..... | 962 | 26 | 92 | 1 | 273 | 5 | 7 | 1 | 72 | 5 |
| 74 Officials (transportation companies)..... | 1,612 | 12 | 163 | 3 | 547 | 3 | 49 | 1 | 188 | 3 |
| 75 Packers and shippers..... | 1,550 | 684 | 19 | 1 | 213 | 48 | 20 | | 248 | 73 |
| 76 Porters and helpers (in stores, etc.)..... | 3,724 | 36 | 86 | | 390 | 9 | 11 | | 46 | |
| 77 Salesmen and saleswomen..... | 22,044 | 5,564 | 1,469 | 241 | 5,857 | 1,613 | 135 | 13 | 2,426 | 631 |

¹ See explanatory notes in table 91.

OCCUPATIONS.

OCCUPATION (IN DETAIL), CLASSIFIED BY SEX, BY STATES AND TERRITORIES: 1900—Continued.

| NEW JERSEY. | | NEW MEXICO. | | NEW YORK. | | NORTH CAROLINA. | | NORTH DAKOTA. | | OHIO. | | OKLAHOMA. | | OREGON. | |
|-------------|----------|-------------|----------|-----------|----------|-----------------|----------|---------------|----------|---------|----------|-----------|----------|---------|----------|
| Males. | Females. | Males. | Females. | Males. | Females. | Males. | Females. | Males. | Females. | Males. | Females. | Males. | Females. | Males. | Females. |
| 2,170 | 6,554 | 168 | 893 | 9,925 | 26,329 | 199 | 12,819 | 74 | 362 | 1,714 | 10,724 | 104 | 589 | 1,080 | 546 |
| 1,712 | 6,290 | 152 | 888 | 7,756 | 24,383 | 130 | 12,696 | 39 | 337 | 1,029 | 10,109 | 71 | 503 | 940 | 434 |
| 458 | 264 | 16 | 5 | 2,169 | 1,446 | 69 | 123 | 35 | 25 | 685 | 615 | 33 | 31 | 140 | 112 |
| 332 | 3,712 | 16 | 167 | 2,917 | 13,541 | 111 | 2,139 | 19 | 216 | 578 | 4,600 | 16 | 96 | 57 | 546 |
| 29 | 468 | 2 | 13 | 201 | 2,533 | 2 | 80 | 1 | 15 | 27 | 439 | 1 | 7 | 4 | 35 |
| 303 | 3,075 | 14 | 139 | 2,716 | 15,307 | 109 | 1,763 | 18 | 196 | 551 | 3,997 | 15 | 81 | 53 | 482 |
| | 169 | | 15 | | 701 | | 296 | | 5 | | 164 | | 8 | | 29 |
| 834 | 76 | 68 | 19 | 3,902 | 463 | 193 | 91 | 198 | 24 | 1,336 | 214 | 180 | 32 | 232 | 34 |
| 3,810 | 208 | 303 | 2 | 10,265 | 348 | 199 | 2 | 113 | | 3,067 | 337 | 375 | | 729 | 5 |
| 9,094 | 41,445 | 669 | 1,189 | 42,665 | 184,129 | 4,410 | 25,366 | 778 | 6,095 | 9,687 | 67,140 | 722 | 2,093 | 2,754 | 4,556 |
| 6,253 | 39,471 | 592 | 1,111 | 27,722 | 175,022 | 3,712 | 25,278 | 730 | 5,866 | 7,494 | 65,167 | 612 | 1,927 | 2,189 | 4,195 |
| 2,841 | 1,974 | 77 | 78 | 14,943 | 9,107 | 698 | 88 | 43 | 229 | 2,173 | 1,973 | 110 | 166 | 565 | 361 |
| 1,003 | | 279 | | 6,521 | | 255 | | 125 | | 1,790 | | 383 | | 180 | |
| 837 | | 277 | | 4,815 | | 228 | | 123 | | 1,683 | | 383 | | 152 | |
| 131 | | 2 | | 1,092 | | 17 | | 2 | | 87 | | | | 28 | |
| 35 | | | | 614 | | 10 | | | | 20 | | | | | |
| 5,507 | 29 | 82 | | 23,296 | 460 | 1,113 | 6 | 174 | 1 | 7,498 | 34 | 190 | | 549 | 5 |
| 5,007 | 29 | 82 | | 20,976 | 460 | 1,070 | 6 | 165 | 1 | 6,366 | 34 | 179 | | 485 | 5 |
| 500 | | | | 2,320 | | 43 | | 9 | | 1,132 | | 11 | | 64 | |
| 1,139 | 279 | 25 | 4 | 6,605 | 1,696 | 319 | 54 | 48 | 3 | 1,147 | 357 | 48 | 7 | 265 | 20 |
| 300 | 4 | 2 | | 2,987 | 26 | 51 | | 8 | | 170 | 1 | 6 | | 72 | 21 |
| 6 | | 6 | | 407 | 1 | 28 | | 28 | | 24 | | 5 | 1 | 70 | 1 |
| 833 | 275 | 17 | 4 | 3,211 | 1,669 | 240 | 54 | 12 | 3 | 953 | 356 | 37 | 6 | 123 | 19 |
| 160,332 | 19,479 | 7,008 | 200 | 656,970 | 96,190 | 41,321 | 1,936 | 13,359 | 701 | 249,936 | 33,996 | 10,827 | 709 | 26,298 | 2,434 |
| 8,538 | 318 | 164 | 6 | 35,618 | 1,675 | 1,398 | 53 | 1,197 | 23 | 13,304 | 725 | 340 | 17 | 1,373 | 51 |
| 5,434 | 97 | 82 | 5 | 20,094 | 395 | 604 | 6 | 326 | 7 | 6,716 | 122 | 470 | 5 | 722 | 9 |
| 3,104 | 221 | 82 | 1 | 15,524 | 1,280 | 794 | 47 | 371 | 16 | 7,088 | 603 | 370 | 12 | 651 | 42 |
| 2,613 | 4 | 79 | | 11,533 | 81 | 474 | 3 | 243 | | 2,990 | 15 | 325 | | 933 | 10 |
| 2,226 | 2 | 74 | | 9,976 | 61 | 391 | 3 | 239 | | 2,734 | 15 | 320 | | 838 | 10 |
| 387 | 2 | 5 | | 1,557 | 20 | 83 | | 4 | | 256 | | 5 | | 95 | 29 |
| 4,625 | 22 | 40 | | 15,471 | 50 | 1,104 | 4 | 2 | | 2,509 | 22 | 8 | | 1,144 | 31 |
| 1,583 | 17 | 3 | | 5,659 | 31 | 177 | | 5 | | 277 | 13 | 1 | | 131 | 32 |
| 407 | 4 | | | 1,141 | 1 | 70 | | 3 | | 159 | | | | 73 | 33 |
| 2,635 | 4 | 35 | | 8,671 | 13 | 857 | 4 | 20 | | 2,073 | 9 | 7 | | 940 | 1 |
| 9,266 | 2,672 | 244 | 25 | 34,647 | 13,832 | 1,325 | 146 | 420 | 73 | 11,016 | 4,774 | 274 | 71 | 1,158 | 305 |
| 25,464 | 2,963 | 519 | 27 | 109,355 | 14,482 | 3,359 | 253 | 995 | 129 | 29,682 | 5,842 | 894 | 139 | 2,331 | 226 |
| 22,679 | 2,914 | 433 | 27 | 97,460 | 14,302 | 2,895 | 249 | 923 | 124 | 25,246 | 5,790 | 790 | 136 | 1,987 | 223 |
| 1,334 | 41 | 8 | | 7,801 | 153 | 100 | | 21 | | 2,592 | 37 | 5 | | 137 | 1 |
| 851 | 8 | 78 | | 4,094 | 27 | 364 | 2 | 51 | 4 | 1,844 | 15 | 99 | 2 | 207 | 2 |
| 1,465 | 11 | 33 | 1 | 11,310 | 103 | 306 | 4 | 366 | 1 | 7,343 | 62 | 348 | 4 | 612 | 18 |
| 20,539 | 21 | 980 | 4 | 81,417 | 139 | 6,028 | 12 | 993 | 1 | 31,157 | 46 | 976 | 2 | 3,438 | 5 |
| 17,993 | 18 | 947 | 4 | 73,421 | 134 | 5,640 | 12 | 946 | 1 | 29,778 | 42 | 934 | 2 | 3,265 | 5 |
| 2,546 | 3 | 33 | | 7,996 | 5 | 388 | | 47 | | 1,379 | 4 | 42 | | 173 | 43 |
| 1,703 | 66 | 166 | 1 | 5,986 | 430 | 513 | 2 | 294 | 1 | 2,969 | 55 | 136 | 2 | 199 | 3 |
| 74 | | 1 | | 424 | 1 | 4 | | 4 | | 210 | 4 | 4 | | 4 | 45 |
| 776 | | 150 | | 2,081 | 1 | 423 | | 274 | | 1,895 | 1 | 118 | | 152 | 46 |
| 31 | | 108 | | 108 | | | | 93 | | 93 | | | | 2 | 47 |
| 827 | 66 | 15 | 1 | 3,373 | 428 | 91 | 2 | 16 | 1 | 766 | 54 | 14 | 2 | 41 | 3 |
| 2,339 | 6 | 51 | | 10,237 | 9 | 456 | | 155 | | 3,957 | 2 | 167 | 1 | 278 | 49 |
| 3,106 | 45 | 125 | 2 | 17,665 | 648 | 257 | 23 | 61 | | 4,818 | 163 | 79 | 3 | 277 | 6 |
| 731 | 8 | 46 | | 3,021 | 30 | 415 | 1 | 285 | | 1,980 | 6 | 343 | 1 | 297 | 1 |
| 26,580 | 1,934 | 1,275 | 35 | 112,535 | 6,361 | 9,981 | 207 | 2,745 | 45 | 43,404 | 1,776 | 3,159 | 62 | 4,992 | 151 |
| 560 | 28 | 6 | | 2,349 | 77 | 48 | | 16 | | 1,304 | 26 | 17 | | 73 | 53 |
| 534 | 67 | 6 | | 2,755 | 225 | 331 | | 19 | | 856 | 61 | 6 | | 152 | 19 |
| 644 | 8 | 14 | | 3,701 | 84 | 97 | 5 | 50 | 1 | 1,211 | 7 | 26 | | 96 | 1 |
| 1,020 | 14 | 13 | | 3,869 | 40 | 80 | 3 | 41 | | 1,430 | 16 | 21 | | 85 | 56 |
| 1,353 | 23 | 90 | 4 | 6,045 | 149 | 504 | 4 | 301 | 4 | 3,282 | 31 | 246 | 10 | 444 | 10 |
| 1,036 | 297 | 67 | 3 | 4,905 | 722 | 819 | 32 | 88 | 5 | 2,408 | 276 | 212 | 7 | 416 | 23 |
| 315 | 27 | 149 | 3 | 1,325 | 64 | 626 | 11 | 332 | 5 | 1,089 | 37 | 275 | 1 | 365 | 7 |
| 5,618 | 678 | 149 | 2 | 19,245 | 1,405 | 2,024 | 39 | 207 | 3 | 10,126 | 606 | 526 | 9 | 687 | 17 |
| 756 | 21 | 30 | 1 | 4,493 | 65 | 63 | 1 | 6 | | 523 | 7 | 66 | | 97 | 61 |
| 413 | 1 | 15 | | 1,297 | 9 | 176 | | 159 | 1 | 1,300 | 16 | 104 | 1 | 59 | 1 |
| 2,092 | 23 | 19 | | 7,174 | 116 | 132 | 8 | 51 | | 1,585 | 34 | 36 | | 273 | 2 |
| 12,239 | 792 | 718 | 22 | 55,377 | 3,405 | 5,081 | 104 | 1,425 | 26 | 18,290 | 609 | 1,624 | 34 | 2,245 | 70 |
| 1,854 | 13 | 32 | | 6,407 | 65 | 238 | | 56 | | 2,512 | 14 | 161 | | 253 | 65 |
| 2,800 | 171 | 18 | 3 | 16,648 | 2,094 | 490 | 8 | 29 | 4 | 2,844 | 284 | 34 | | 205 | 11 |
| 119 | 77 | | | 1,134 | 1,303 | 12 | 2 | | | 393 | 172 | 8 | | 29 | 8 |
| 1,774 | 70 | 16 | 3 | 10,361 | 550 | 402 | 5 | 26 | | 1,839 | 52 | 21 | | 163 | 1 |
| 907 | 24 | 2 | | 5,153 | 241 | 76 | 1 | 3 | 4 | 612 | 60 | 5 | | 23 | 2 |
| 2,310 | 26 | 102 | 1 | 8,627 | 159 | 570 | 7 | 226 | 6 | 4,562 | 83 | 224 | 2 | 562 | 13 |
| 336 | | 28 | | 1,039 | 11 | 126 | 2 | 129 | 6 | 793 | 17 | 94 | 1 | 99 | 1 |
| 435 | 6 | 5 | | 847 | 13 | 14 | 1 | 2 | | 362 | 3 | 6 | | 18 | 72 |
| 734 | 13 | 23 | | 2,852 | 75 | 119 | | 38 | | 1,214 | 36 | 52 | 1 | 149 | 5 |
| 1,255 | 7 | 46 | 1 | 3,889 | 60 | 311 | 4 | 57 | | 2,193 | 22 | 72 | | 296 | 7 |
| 1,304 | 823 | 14 | | 6,310 | 3,526 | 316 | 242 | 26 | 2 | 2,422 | 1,644 | 46 | | 207 | 33 |
| 1,370 | 16 | 55 | | 12,261 | 108 | 416 | 2 | 29 | | 2,446 | 24 | 101 | | 212 | 6 |
| 16,833 | 5,612 | 607 | 43 | 71,654 | 30,858 | 5,391 | 569 | 1,388 | 207 | 26,198 | 9,912 | 1,460 | 253 | 2,656 | 709 |

*

STATISTICS OF POPULATION.

TABLE 93.—TOTAL PERSONS 10 YEARS OF AGE AND OVER ENGAGED IN EACH SPECIFIED

| OCCUPATIONS. | MISSOURI. | | MONTANA. | | NEBRASKA. | | NEVADA. | | NEW HAMPSHIRE. | |
|---|-----------|----------|----------|----------|-----------|----------|---------|----------|----------------|----------|
| | Males. | Females. | Males. | Females. | Males. | Females. | Males. | Females. | Males. | Females. |
| Trade and transportation—Continued. | | | | | | | | | | |
| 1 Steam railroad employees | 19,742 | 74 | 7,479 | 6 | 9,910 | 12 | 909 | 2 | 4,110 | 6 |
| 2 Baggage men | 447 | | 85 | | 217 | | 8 | | 204 | |
| 3 Brakemen | 2,265 | 3 | 439 | 1 | 947 | | 81 | | 499 | 2 |
| 4 Conductors | 1,603 | | 220 | | 517 | | 29 | | 245 | |
| 5 Engineers and firemen | 3,573 | 4 | 897 | 1 | 1,626 | | 186 | | 684 | |
| 6 Laborers | 8,199 | 47 | 5,347 | 4 | 4,885 | 5 | 527 | | 1,774 | |
| 7 Station agents and employees | 1,575 | 20 | 291 | | 954 | 7 | 39 | 2 | 438 | 4 |
| 8 Switchmen, yardmen, and flagmen | 2,080 | | 250 | | 764 | | 39 | | 316 | |
| 9 Stenographers and typewriters ¹ | 1,241 | 4,422 | 113 | 218 | 451 | 1,263 | 3 | 21 | 36 | 296 |
| 10 Stenographers | 1,177 | 4,177 | 109 | 206 | 437 | 1,162 | 1 | 8 | 32 | 263 |
| 11 Typewriters | 64 | 245 | 4 | 12 | 14 | 101 | 2 | 13 | 4 | 33 |
| 12 Street railway employees | 4,807 | | 104 | | 688 | 1 | 3 | | 340 | |
| 13 Conductors | 1,981 | | 30 | | 236 | | 1 | | 76 | |
| 14 Drivers | 21 | | | | 5 | | | | 2 | |
| 15 Laborers | 250 | | 14 | | 104 | 1 | | | 115 | |
| 16 Motormen | 2,475 | | 60 | | 321 | | 2 | | 145 | |
| 17 Station agents and employees | 80 | | | | 22 | | | | 2 | |
| 18 Telegraph and telephone linemen | 615 | | 42 | | 174 | | | | 64 | |
| 19 Telegraph and telephone operators | 2,092 | 863 | 314 | 60 | 386 | 208 | 69 | 8 | 242 | 121 |
| 20 Telegraph operators | 1,957 | 342 | 313 | 28 | 338 | 64 | 69 | 8 | 211 | 48 |
| 21 Telephone operators | 135 | 521 | 1 | 32 | 48 | 144 | | | 81 | 73 |
| 22 Undertakers | 410 | 8 | 36 | 1 | 116 | 3 | 13 | | 116 | 1 |
| 23 Other persons in trade and transportation | 2,593 | 151 | 143 | 2 | 449 | 14 | 19 | 1 | 149 | 7 |
| 24 Auctioneers | 104 | | 5 | | 66 | | | | 26 | |
| 25 Decorators, drapers, and window dressers | 107 | 6 | 10 | 1 | 22 | 2 | | | 7 | 3 |
| 26 Newspaper carriers and newsboys | 721 | 5 | 9 | | 30 | | 3 | 1 | 14 | |
| 27 Weighers, gaugers, and measurers | 324 | 15 | 23 | | 65 | | | | 6 | |
| 28 Not specified | 1,337 | 125 | 91 | 1 | 216 | 12 | 16 | | 96 | 4 |
| 29 Manufacturing and mechanical pursuits ¹ | 182,509 | 35,845 | 34,644 | 1,454 | 40,947 | 8,158 | 4,692 | 310 | 54,033 | 21,912 |
| <i>Building trades.</i> | | | | | | | | | | |
| 30 Carpenters and joiners | 21,525 | 15 | 2,829 | 2 | 7,317 | 12 | 330 | | 4,783 | 5 |
| 31 Carpenters and joiners | 21,317 | 14 | 2,807 | 2 | 7,265 | 12 | 327 | | 4,725 | 4 |
| 32 Ship carpenters | 116 | 1 | 2 | | 2 | | 1 | | 41 | 1 |
| 33 Apprentices and helpers | 92 | | 20 | | 50 | | 2 | | 16 | |
| 34 Masons (brick and stone) | 6,141 | 6 | 572 | | 1,701 | | 57 | 1 | 1,266 | 1 |
| 35 Masons | 5,352 | 4 | 535 | | 1,614 | | 56 | 1 | 1,201 | 1 |
| 36 Masons' laborers | 737 | 2 | 29 | | 64 | | | | 47 | |
| 37 Apprentices and helpers | 52 | | 8 | | 23 | | 1 | | 13 | |
| 38 Painters, glaziers, and varnishers | 10,028 | 31 | 603 | | 2,902 | 14 | 98 | 1 | 2,441 | 12 |
| 39 Painters, glaziers, and varnishers | 9,285 | 30 | 574 | | 2,804 | 14 | 92 | | 2,212 | 12 |
| 40 Painters (carriages and wagons) | 671 | | 26 | | 82 | | 5 | 1 | 227 | |
| 41 Apprentices and helpers | 72 | 1 | 3 | | 16 | | 1 | | 2 | |
| 42 Paper hangers | 1,574 | 8 | 60 | | 229 | 2 | 10 | | 70 | 3 |
| 43 Paper hangers | 1,557 | 8 | 58 | | 229 | 2 | 10 | | 70 | 3 |
| 44 Apprentices and helpers | 17 | | 2 | | | | | | | |
| 45 Plasterers | 1,963 | 3 | 141 | | 639 | 3 | 14 | | 48 | |
| 46 Plasterers | 1,949 | 3 | 137 | | 633 | 3 | 14 | | 48 | |
| 47 Apprentices and helpers | 14 | | 4 | | 6 | | | | | |
| 48 Plumbers and gas and steam fitters | 2,778 | 4 | 221 | | 671 | 3 | 33 | | 598 | 1 |
| 49 Plumbers and gas and steam fitters | 2,647 | 4 | 213 | | 648 | 3 | 32 | | 564 | 1 |
| 50 Apprentices and helpers | 131 | | 8 | | 23 | | 1 | | 34 | |
| 51 Roofers and slaters | 347 | | 13 | | 47 | | | | 50 | |
| 52 Roofers and slaters | 343 | | 12 | | 47 | | | | 50 | |
| 53 Apprentices and helpers | 4 | | 1 | | | | | | | |
| 54 Mechanics (not otherwise specified) | 261 | 2 | 16 | | 99 | | 6 | | 82 | |
| <i>Chemicals and allied products.</i> | | | | | | | | | | |
| 55 Oil well and oil works employees | 65 | | 2 | | 5 | | | | | |
| 56 Oil well employees | 3 | | | | | | | | | |
| 57 Oil works employees | 62 | | 2 | | 5 | | | | | |
| 58 Other chemical workers | 191 | 75 | | | 11 | 10 | 8 | | 4 | |
| 59 Chemical works employees | 141 | 57 | | | 3 | 5 | 7 | | 3 | |
| 60 Fertilizer makers | 1 | | | | | | | | | |
| 61 Powder and cartridge makers | 41 | 11 | | | | | | | | |
| 62 Salt works employees | 3 | | | | | | 1 | | | |
| 63 Starch makers | 5 | 7 | | | 8 | 5 | | | 1 | |
| <i>Clay, glass, and stone products.</i> | | | | | | | | | | |
| 64 Brick and tile makers, etc | 1,814 | 6 | 317 | 1 | 571 | 2 | 2 | | 900 | |
| 65 Brick makers | 1,479 | 6 | 315 | 1 | 562 | 2 | 2 | | 900 | |
| 66 Tile makers | 166 | | 2 | | 9 | | | | | |
| 67 Terra cotta workers | 169 | | | | | | | | | |
| 68 Glass workers | 313 | 15 | 3 | | 19 | | | | 9 | 2 |
| 69 Marble and stone cutters | 1,513 | 7 | 133 | | 284 | | 11 | | 1,207 | 1 |
| 70 Potters | 153 | | 5 | | 5 | | | | 10 | |
| <i>Fishing and mining.</i> | | | | | | | | | | |
| 71 Fishermen and oystermen ¹ | 615 | 2 | 11 | | 109 | | 50 | | 113 | |
| 72 Miners and quarrymen ¹ | 20,583 | 44 | 16,767 | 19 | 212 | | 2,636 | 4 | 543 | 2 |
| 73 Miners (coal) | 7,055 | 4 | 1,939 | 4 | 43 | | 3 | | 4 | |
| 74 Miners (gold and silver) | 57 | | 3,137 | 1 | 14 | | 810 | | 4 | |
| 75 Miners (not otherwise specified) | 12,549 | 37 | 11,559 | 13 | 78 | | 1,823 | 4 | 56 | |
| 76 Quarrymen | 922 | 3 | 132 | 1 | 82 | | | | 479 | 2 |

¹ See explanatory notes in table 91.

OCCUPATIONS.

OCCUPATION (IN DETAIL), CLASSIFIED BY SEX, BY STATES AND TERRITORIES: 1900—Continued.

| NEW JERSEY. | | NEW MEXICO. | | NEW YORK. | | NORTH CAROLINA. | | NORTH DAKOTA. | | OHIO. | | OKLAHOMA. | | OREGON. | |
|-------------|----------|-------------|----------|-----------|----------|-----------------|----------|---------------|----------|---------|----------|-----------|----------|---------|----------|
| Males. | Females. | Males. | Females. | Males. | Females. | Males. | Females. | Males. | Females. | Males. | Females. | Males. | Females. | Males. | Females. |
| 18,015 | 101 | 2,287 | 4 | 49,764 | 189 | 6,276 | 26 | 3,506 | 8 | 36,508 | 71 | 983 | 1 | 4,051 | 6 |
| 1,809 | 3 | 14 | | 2,930 | 2 | 156 | | 25 | | 1,360 | 1 | 23 | | 49 | |
| 2,689 | 5 | 260 | 2 | 5,565 | 4 | 321 | 1 | 200 | 1 | 5,352 | | 53 | | 345 | 3 |
| 1,349 | 1 | 123 | | 6,047 | 1 | 317 | 1 | 130 | | 3,045 | | 41 | | 220 | 4 |
| 2,891 | | 524 | | 9,505 | 3 | 970 | 2 | 420 | | 7,460 | | 97 | | 688 | 5 |
| 6,066 | 65 | 1,054 | 2 | 14,129 | 78 | 3,512 | 18 | 2,335 | 4 | 12,933 | 43 | 651 | 1 | 2,360 | 6 |
| 1,715 | 25 | 172 | | 5,533 | 97 | 599 | 4 | 331 | 3 | 2,339 | 19 | 97 | | 245 | 5 |
| 1,996 | 2 | 90 | | 6,055 | 4 | 401 | | 65 | | 3,519 | 8 | 21 | | 144 | 8 |
| 1,022 | 3,708 | 44 | 31 | 4,805 | 16,644 | 176 | 223 | 56 | 163 | 1,656 | 6,419 | 44 | 125 | 172 | 650 |
| 330 | 2,775 | 42 | 28 | 3,913 | 12,864 | 187 | 212 | 54 | 157 | 1,572 | 6,053 | 37 | 110 | 166 | 624 |
| 192 | 933 | 2 | 3 | 892 | 3,780 | 19 | 16 | 2 | 6 | 84 | 366 | 7 | 15 | 6 | 26 |
| 2,370 | 1 | 8 | | 10,976 | 3 | 163 | | 8 | | 5,125 | 12 | 3 | | 355 | 12 |
| 808 | 1 | | | 2,859 | 1 | 70 | | | | 1,824 | 8 | 1 | | 151 | 13 |
| 27 | | 1 | | 848 | | 1 | | | | 16 | | | | 1 | 14 |
| 99 | | 4 | | 400 | | 30 | | 7 | | 359 | 2 | 2 | | 12 | 15 |
| 1,408 | | 3 | | 6,415 | | 61 | | 1 | | 2,805 | | | | 191 | 16 |
| 28 | | | | 454 | 2 | 1 | | | | 121 | 2 | | | | 17 |
| 489 | | 9 | | 1,484 | | 104 | | 37 | | 1,614 | | 24 | | 113 | 18 |
| 1,724 | 658 | 116 | 14 | 6,001 | 3,576 | 587 | 130 | 174 | 38 | 4,180 | 1,807 | 115 | 26 | 233 | 223 |
| 262 | 262 | 116 | 10 | 5,333 | 1,347 | 546 | 44 | 165 | 10 | 3,891 | 506 | 101 | 5 | 263 | 54 |
| 1,715 | 396 | | 4 | 613 | 2,229 | 41 | 86 | 9 | 28 | 239 | 1,301 | 14 | 21 | 20 | 169 |
| 757 | 11 | 12 | | 2,986 | 73 | 109 | 2 | 10 | | 1,254 | 16 | 24 | | 63 | 3 |
| 1,960 | 219 | 32 | 3 | 10,252 | 1,055 | 364 | 14 | 32 | | 3,036 | 222 | 59 | | 134 | 3 |
| 98 | | 1 | | 510 | 2 | 47 | | 2 | | 168 | | 12 | | 23 | 24 |
| 114 | 37 | 1 | | 513 | 53 | 2 | | 1 | | 201 | 31 | 1 | | 16 | 1 |
| 213 | 4 | 4 | | 722 | 16 | 25 | | | | 486 | 3 | 13 | | 15 | 26 |
| 156 | 5 | 1 | | 866 | 42 | 32 | 3 | 1 | | 573 | 17 | 9 | | 16 | 27 |
| 1,379 | 173 | 25 | 3 | 7,641 | 937 | 208 | 11 | 28 | | 1,608 | 171 | 24 | | 64 | 2 |
| 244,285 | 62,126 | 8,673 | 1,329 | 788,317 | 246,240 | 67,009 | 23,925 | 8,256 | 1,463 | 390,882 | 72,923 | 7,785 | 1,044 | 32,043 | 3,592 |
| 23,772 | 12 | 963 | 3 | 72,126 | 34 | 8,061 | 6 | 2,260 | 4 | 37,359 | 31 | 2,087 | 3 | 4,350 | 7 |
| 22,625 | 10 | 955 | 2 | 69,466 | 78 | 7,977 | 6 | 2,251 | 4 | 36,304 | 31 | 2,087 | 3 | 4,103 | 7 |
| 933 | | 3 | | 2,224 | 2 | 63 | | 1 | | 399 | | | | 230 | 32 |
| 214 | 2 | 5 | 1 | 436 | 4 | 21 | | 8 | | 156 | | | | 17 | 33 |
| 7,526 | 11 | 232 | | 25,234 | 56 | 1,754 | 2 | 455 | | 10,336 | 3 | 496 | | 573 | 34 |
| 6,321 | 9 | 221 | | 23,540 | 55 | 1,656 | 2 | 449 | | 9,581 | 3 | 477 | | 541 | 35 |
| 539 | 1 | 11 | | 1,240 | 1 | 34 | | 4 | | 634 | | 15 | | 29 | 36 |
| 166 | 1 | | | 454 | | 14 | | 2 | | 121 | | 4 | | 3 | 37 |
| 12,291 | 103 | 179 | 1 | 48,608 | 345 | 1,863 | 3 | 535 | 1 | 20,618 | 201 | 498 | 5 | 1,178 | 4 |
| 11,557 | 101 | 173 | 1 | 46,269 | 339 | 1,763 | 3 | 580 | 1 | 18,244 | 191 | 484 | 5 | 1,133 | 4 |
| 637 | 1 | 6 | | 2,114 | 1 | 92 | | 5 | | 2,289 | 10 | 12 | | 37 | 40 |
| 97 | 1 | | | 225 | 5 | 8 | | | | 85 | | 2 | | 8 | 41 |
| 839 | 3 | 6 | | 2,361 | 50 | 32 | 1 | 18 | | 2,157 | 40 | 23 | | 79 | 42 |
| 325 | 3 | 6 | | 2,345 | 49 | 32 | 1 | 18 | | 2,143 | 40 | 23 | | 79 | 43 |
| 14 | | | | 16 | 1 | | | | | 14 | | | | | 44 |
| 607 | 2 | 46 | 5 | 4,629 | 7 | 259 | | 120 | | 3,200 | | 211 | | 164 | 45 |
| 503 | 2 | 46 | 5 | 4,568 | 7 | 255 | | 113 | | 3,180 | | 211 | | 164 | 46 |
| 4 | | | | 61 | | 4 | | 2 | | 20 | | | | | 47 |
| 6,951 | 7 | 50 | | 24,084 | 65 | 271 | | 58 | | 5,034 | 15 | 53 | | 339 | 1 |
| 6,500 | 7 | 48 | | 22,532 | 63 | 260 | | 57 | | 4,339 | 14 | 52 | | 364 | 1 |
| 451 | | 2 | | 1,552 | 2 | 11 | | 1 | | 195 | 1 | 1 | | 25 | 49 |
| 491 | | 1 | | 2,112 | | 15 | | 1 | | 643 | | 1 | | 5 | 51 |
| 487 | | 1 | | 2,084 | | 15 | | 1 | | 626 | | 1 | | 5 | 52 |
| 4 | | | | 23 | | | | | | 22 | | | | | 53 |
| 196 | | 19 | | 1,224 | 1 | 622 | 4 | 10 | | 398 | 1 | 21 | | 36 | 54 |
| 1,124 | 5 | | | 1,218 | 5 | 117 | 1 | 4 | | 6,190 | 6 | 4 | | 5 | 55 |
| 4 | | | | 597 | | 1 | | | | 5,555 | 5 | | | | 56 |
| 1,120 | 5 | | | 621 | 5 | 116 | 1 | 4 | | 635 | 1 | 4 | | 5 | 57 |
| 1,358 | 87 | | | 2,763 | 394 | 95 | | 1 | | 674 | 223 | | | 1 | 58 |
| 522 | 51 | | | 1,807 | 187 | 39 | | | | 204 | 18 | | | 1 | 59 |
| 183 | | | | 18 | | 56 | | | | 26 | | | | | 60 |
| 637 | 36 | | | 148 | 139 | | | 1 | | 242 | 143 | | | | 61 |
| 3 | | | | 559 | 31 | | | | | 118 | 57 | | | | 62 |
| 13 | | | | 231 | 37 | | | | | 84 | 5 | | | | 63 |
| 2,556 | 22 | 30 | | 7,848 | 39 | 1,036 | 6 | 124 | | 4,364 | 211 | 119 | 1 | 177 | 64 |
| 2,051 | 1 | 30 | | 7,593 | 32 | 998 | 6 | 118 | | 3,444 | 8 | 119 | 1 | 163 | 65 |
| 119 | 21 | | | 139 | 7 | 24 | | 6 | | 674 | 203 | | | 13 | 66 |
| 386 | | | | 111 | | 14 | | | | 246 | | | | 1 | 67 |
| 5,567 | 152 | 1 | | 4,551 | 213 | | | 2 | | 4,170 | 382 | 2 | | 13 | 68 |
| 1,700 | 3 | 29 | | 9,618 | 45 | 415 | | 26 | | 2,827 | 8 | 100 | | 154 | 1 |
| 3,345 | 774 | 3 | 1 | 507 | 181 | 38 | | | | 4,967 | 1,348 | | | 20 | 70 |
| 4,761 | 8 | | | 3,528 | 9 | 3,052 | 28 | 8 | | 987 | 6 | 5 | 1 | 2,755 | 1 |
| 2,639 | 4 | 4,019 | 8 | 5,181 | 14 | 1,194 | 7 | 114 | | 33,209 | 74 | 77 | 1 | 5,148 | 6 |
| 21 | | 1,129 | 3 | 67 | | 89 | | 95 | | 28,538 | 66 | 20 | | 137 | 72 |
| 10 | | 552 | | 55 | | 210 | 4 | 3 | | 60 | | 2 | | 3,718 | 5 |
| 1,533 | 4 | 2,326 | 5 | 1,781 | 1 | 690 | 1 | 16 | | 1,420 | 3 | 36 | 1 | 1,133 | 1 |
| 1,125 | | 12 | | 3,273 | 7 | 205 | 2 | | | 3,191 | 5 | 19 | | 110 | 76 |

*

TABLE 93.—TOTAL PERSONS 10 YEARS OF AGE AND OVER ENGAGED IN EACH SPECIFIED

| OCCUPATIONS. | MISSOURI. | | MONTANA. | | NEBRASKA. | | NEVADA. | | NEW HAMPSHIRE. | |
|---|-----------|----------|----------|----------|-----------|----------|---------|----------|----------------|----------|
| | Males. | Females. | Males. | Females. | Males. | Females. | Males. | Females. | Males. | Females. |
| Manufacturing and mechanical pursuits ¹ —Con. | | | | | | | | | | |
| <i>Food and kindred products.</i> | | | | | | | | | | |
| 1 Bakers | 2,741 | 225 | 187 | 14 | 548 | 28 | 16 | 379 | 18 | |
| 2 Butchers | 4,899 | 13 | 561 | | 2,013 | 7 | 113 | 382 | | |
| 3 Butter and cheese makers | 445 | 16 | 18 | | 357 | 7 | 14 | 67 | 4 | |
| 4 Confectioners | 1,100 | 534 | 55 | 20 | 251 | 82 | 5 | 49 | 6 | |
| 5 Millers | 2,090 | 5 | 57 | | 671 | | 15 | 139 | | |
| 6 Other food preparers | 1,379 | 150 | 5 | | 3,030 | 184 | | 16 | 1 | |
| 7 Fish curers and packers | 5 | | | | | | | | | |
| 8 Meat and fruit canners and preservers | 85 | 70 | | | 18 | 16 | | | | |
| 9 Meat packers, curers, and picklers | 1,245 | 66 | 5 | | 2,982 | 160 | | 12 | | |
| 10 Sugar makers and refiners | 3 | 1 | | | 15 | | | 1 | | |
| 11 Not specified | 41 | 13 | | | 15 | 8 | | 3 | 1 | |
| <i>Iron and steel and their products.</i> | | | | | | | | | | |
| 12 Blacksmiths | 10,067 | 4 | 1,298 | | 2,785 | 2 | 270 | 1,699 | | |
| 13 Blacksmiths | 9,712 | 2 | 1,252 | | 2,723 | 2 | 260 | 1,666 | | |
| 14 Apprentices and helpers | 355 | 2 | 46 | | 62 | | 10 | 33 | | |
| 15 Iron and steel workers ¹ | 5,418 | 22 | 260 | | 472 | | 17 | 1,131 | 145 | |
| 16 Iron and steel workers | 3,195 | 20 | 136 | | 233 | | 4 | 590 | 143 | |
| 17 Molders ¹ | 2,223 | 2 | 124 | | 239 | | 13 | 541 | 2 | |
| 18 Machinists | 6,342 | 11 | 868 | 2 | 1,460 | 4 | 116 | 2,464 | 3 | |
| 19 Machinists | 5,944 | 11 | 808 | 2 | 1,269 | 4 | 104 | 2,361 | 3 | |
| 20 Apprentices and helpers | 898 | | 60 | | 191 | | 12 | 103 | | |
| 21 Steam boiler makers | 934 | 1 | 171 | | 373 | | 18 | 146 | | |
| 22 Steam boiler makers | 876 | 1 | 168 | | 293 | | 15 | 145 | | |
| 23 Helpers | 58 | | 13 | | 80 | | 3 | 1 | | |
| 24 Stove, furnace, and grate makers | 1,195 | | 2 | | 26 | | | 9 | | |
| 25 Tool and cutlery makers | 289 | 4 | 31 | | 10 | | 1 | 257 | 5 | |
| 26 Wheelwrights | 195 | | 26 | | 77 | | 6 | 133 | | |
| 27 Wire workers | 284 | 5 | | | 9 | 3 | | 22 | 45 | |
| <i>Leather and its finished products.</i> | | | | | | | | | | |
| 28 Boot and shoe makers and repairers | 6,322 | 2,085 | 172 | | 743 | 8 | 46 | 8,502 | 3,298 | |
| 29 Boot and shoe factory operatives | 2,751 | 2,022 | 1 | | 7 | 5 | 1 | 6,389 | 3,298 | |
| 30 Shoemakers (not in shoe factory) | 3,475 | 55 | 171 | | 732 | 3 | 45 | 2,113 | | |
| 31 Apprentices | 96 | 8 | | | 4 | | | | | |
| 32 Harness and saddle makers and repairers | 1,987 | 21 | 149 | | 1,027 | 4 | 38 | 338 | 24 | |
| 33 Leather curriers and tanners | 374 | 7 | 5 | | 22 | 3 | 6 | 439 | 7 | |
| 34 Curriers | 84 | 2 | | | 1 | | 1 | 97 | 1 | |
| 35 Tanners | 290 | 5 | 5 | | 21 | 3 | 5 | 342 | 6 | |
| 36 Apprentices | | | | | | | | | | |
| 37 Trunk and leather-case makers, etc | 241 | 12 | 3 | 1 | 6 | | | 5 | | |
| 38 Trunk makers | 239 | 12 | 1 | | 6 | | | 5 | | |
| 39 Leather-case and pocketbook makers | 2 | | 2 | 1 | | | | | | |
| <i>Liquors and beverages.</i> | | | | | | | | | | |
| 40 Bottlers and soda water makers, etc | 553 | 48 | 39 | | 46 | 2 | 2 | 78 | 1 | |
| 41 Bottlers | 533 | 48 | 36 | | 41 | 2 | 2 | 75 | | |
| 42 Mineral and soda water makers | 20 | | 3 | | 5 | | | 3 | 1 | |
| 43 Brewers and maltsters | 1,552 | 4 | 117 | 1 | 170 | | 8 | 147 | | |
| 44 Distillers and rectifiers | 93 | 3 | | | 25 | | | 5 | | |
| <i>Lumber and its remanufactures.</i> | | | | | | | | | | |
| 45 Cabinet makers | 1,452 | 1 | 25 | | 132 | | 6 | 167 | | |
| 46 Coopers | 1,693 | 2 | 17 | | 232 | | 1 | 350 | | |
| 47 Saw and planing mill employees | 3,505 | 5 | 796 | | 202 | 38 | | 1,606 | 3 | |
| 48 Saw and planing mill employees | 3,088 | 5 | 783 | | 130 | 26 | | 1,538 | 2 | |
| 49 Lumber yard employees | 417 | | 13 | | 72 | 12 | | 68 | 1 | |
| 50 Other wood workers | 2,933 | 160 | 45 | | 157 | 3 | 4 | 1,441 | 55 | |
| 51 Basket makers | 115 | 56 | 1 | | 8 | | 2 | 49 | 7 | |
| 52 Box makers (wood) | 242 | 23 | | | 14 | 3 | | 414 | 23 | |
| 53 Furniture manufactory employees | 804 | 45 | 2 | | 26 | | | 275 | 10 | |
| 54 Piano and organ makers | 54 | | 1 | | 7 | | | 85 | | |
| 55 Not specified | 1,713 | 36 | 41 | | 102 | | 2 | 608 | 15 | |
| <i>Metals and metal products other than iron and steel.</i> | | | | | | | | | | |
| 56 Brass workers | 491 | 1 | 4 | | 32 | | 2 | 92 | | |
| 57 Brass workers | 339 | 1 | 2 | | 20 | | 1 | 59 | | |
| 58 Molders ¹ | 152 | | 2 | | 12 | | 1 | 33 | | |
| 59 Helpers | | | | | | | | | | |
| 60 Clock and watch makers and repairers | 529 | 4 | 45 | | 162 | 1 | 6 | 71 | 3 | |
| 61 Clock factory operatives | 5 | | | | 2 | | | 2 | | |
| 62 Watch factory operatives | 303 | 4 | 31 | | 89 | 1 | 5 | 27 | 2 | |
| 63 Clock and watch repairers | 221 | | 14 | | 71 | | 1 | 42 | 1 | |
| 64 Gold and silver workers | 105 | 11 | 2 | | 9 | 1 | 4 | 147 | 8 | |
| 65 Gold and silver workers | 58 | 3 | 1 | | 3 | | 4 | 136 | | |
| 66 Jewelry manufactory employees | 47 | 3 | 1 | | 6 | 1 | | 11 | 8 | |
| 67 Tinplate and tinware makers | 2,734 | 14 | 124 | | 638 | 4 | 20 | 286 | 2 | |
| 68 Tinplate makers | 56 | | | | | | | 1 | | |
| 69 Tinnets and tinware makers | 2,608 | 12 | 131 | | 623 | 4 | 20 | 284 | 2 | |
| 70 Apprentices (tinsmiths) | 70 | 2 | 3 | | 15 | | | 1 | | |

¹ See explanatory notes in table 91.

*

OCCUPATIONS.

OCCUPATION (IN DETAIL), CLASSIFIED BY SEX, BY STATES AND TERRITORIES: 1900—Continued.

| NEW JERSEY. | | NEW MEXICO. | | NEW YORK. | | NORTH CAROLINA. | | NORTH DAKOTA. | | OHIO. | | OKLAHOMA. | | OREGON. | |
|-------------|----------|-------------|----------|-----------|----------|-----------------|----------|---------------|----------|--------|----------|-----------|----------|---------|----------|
| Males. | Females. | Males. | Females. | Males. | Females. | Males. | Females. | Males. | Females. | Males. | Females. | Males. | Females. | Males. | Females. |
| 4,247 | 109 | 62 | 2 | 16,600 | 679 | 117 | 12 | 79 | 7 | 4,532 | 329 | 142 | 13 | 316 | 25 |
| 5,701 | 15 | 124 | | 20,541 | 77 | 456 | | 428 | | 7,401 | 15 | 296 | | 656 | |
| 249 | 30 | 3 | 2 | 3,393 | 144 | 23 | 3 | 43 | 3 | 1,016 | 36 | 16 | | 137 | 5 |
| 380 | 293 | 16 | 2 | 4,302 | 1,303 | 64 | 6 | 57 | 9 | 1,157 | 431 | 71 | 9 | 154 | 30 |
| 704 | 2 | 55 | | 3,117 | 15 | 1,490 | 20 | 183 | 1 | 2,603 | 29 | 173 | | 378 | 1 |
| 613 | 82 | 1 | 1 | 1,750 | 788 | 10 | 10 | 3 | | 412 | 231 | 3 | | 489 | 38 |
| 4 | 1 | | | 22 | | | | | | 19 | 12 | | | 8 | 7 |
| 137 | 65 | | | 711 | 636 | 8 | 5 | | | 145 | 129 | | | 443 | 35 |
| 56 | 2 | | | 172 | 9 | 2 | | 3 | | 141 | 4 | 3 | | 26 | 3 |
| 373 | 6 | 1 | | 593 | 4 | | | | | 9 | | | | 2 | 10 |
| 43 | 8 | | 1 | 252 | 139 | | 5 | | | 98 | 36 | | | 5 | 11 |
| 5,994 | 8 | 538 | 2 | 22,368 | 36 | 2,488 | 3 | 901 | | 16,591 | 20 | 904 | 3 | 1,479 | 1 |
| 5,689 | 8 | 500 | 2 | 21,555 | 34 | 2,438 | 3 | 893 | | 15,941 | 20 | 892 | 3 | 1,437 | 1 |
| 305 | | 38 | | 813 | 2 | 50 | | 8 | | 650 | | 12 | | 42 | |
| 11,239 | 216 | 37 | | 31,252 | 288 | 457 | 1 | 56 | | 37,933 | 229 | 29 | | 455 | |
| 7,484 | 207 | 14 | | 18,818 | 276 | 267 | | 43 | | 26,691 | 191 | 21 | | 279 | |
| 3,755 | 9 | 23 | | 12,434 | 12 | 190 | 1 | 13 | | 11,242 | 38 | 8 | | 176 | |
| 15,184 | 29 | 349 | 1 | 40,699 | 109 | 1,603 | 1 | 223 | 1 | 24,420 | 59 | 163 | | 774 | 18 |
| 14,315 | 24 | 282 | | 38,706 | 104 | 1,562 | 1 | 220 | 1 | 22,724 | 53 | 163 | | 721 | 19 |
| 819 | 5 | 67 | 1 | 1,993 | 5 | 41 | | 3 | | 1,696 | 6 | | | 53 | 20 |
| 1,637 | | 94 | | 4,477 | 1 | 50 | | 59 | | 3,152 | 4 | 10 | | 123 | 21 |
| 1,579 | | 78 | | 4,262 | 1 | 49 | | 54 | | 3,039 | 4 | 9 | | 116 | 22 |
| 58 | | 16 | | 215 | | 1 | | 5 | | 113 | | 1 | | 7 | 23 |
| 178 | | | | 1,333 | 9 | 22 | | 3 | | 1,597 | 7 | 1 | | 19 | 24 |
| 1,851 | 38 | 6 | | 3,206 | 165 | 124 | | 1 | | 2,433 | 60 | 2 | | 67 | 25 |
| 866 | 2 | 12 | | 1,899 | | 303 | | 14 | | 714 | | 15 | | 53 | 26 |
| 1,962 | 300 | | | 1,725 | 195 | 6 | | | | 2,374 | 39 | | | 6 | 27 |
| 6,877 | 1,441 | 141 | | 23,374 | 4,165 | 838 | 7 | 118 | 1 | 10,530 | 3,250 | 118 | | 391 | 3 |
| 1,933 | 1,416 | | | 5,037 | 3,515 | 23 | 2 | 1 | | 4,032 | 2,997 | 4 | | 11 | 2 |
| 4,884 | 24 | 141 | | 18,208 | 649 | 815 | 5 | 117 | 1 | 6,379 | 253 | 114 | | 380 | 1 |
| 30 | 1 | | | 79 | 1 | | | | | 69 | | | | | 31 |
| 1,320 | 104 | 33 | 1 | 3,608 | 32 | 231 | | 269 | | 2,712 | 99 | 220 | | 476 | 8 |
| 3,175 | 88 | 2 | | 6,165 | 303 | 113 | | 5 | | 1,277 | 59 | 4 | | 63 | 5 |
| 934 | 10 | 2 | | 3,125 | 51 | 6 | | | | 89 | 1 | 2 | | 12 | 34 |
| 2,185 | 78 | | | 3,036 | 251 | 107 | | 4 | | 1,137 | 53 | 2 | | 56 | 5 |
| 6 | | | | 4 | 1 | | | 1 | | 1 | | | | | 35 |
| 826 | 311 | | | 1,348 | 420 | 1 | | 1 | | 234 | 21 | | | 10 | 37 |
| 409 | 7 | | | 332 | 13 | 1 | | 1 | | 278 | 14 | | | 10 | 38 |
| 417 | 304 | | | 1,016 | 407 | | | | | 6 | 7 | | | | 39 |
| 663 | 29 | 7 | | 2,230 | 96 | 30 | 1 | 7 | | 396 | 36 | 14 | | 22 | 40 |
| 623 | 23 | 7 | | 1,869 | 90 | 27 | 1 | 7 | | 333 | 36 | 12 | | 17 | 41 |
| 40 | 1 | | | 361 | 6 | 3 | | | | 13 | | 2 | | 5 | 42 |
| 848 | | 13 | | 4,319 | 15 | 9 | | 4 | | 1,317 | 3 | | | 123 | 43 |
| 63 | | | | 200 | | 262 | 1 | | | 256 | 7 | 10 | | 1 | 44 |
| 1,256 | 8 | 5 | | 6,289 | 16 | 281 | | 14 | | 2,739 | 5 | 22 | | 143 | 45 |
| 1,265 | 7 | 1 | | 5,457 | 12 | 384 | | 10 | | 3,054 | 15 | 6 | | 92 | 46 |
| 943 | | 130 | 1 | 6,636 | 24 | 6,710 | 21 | 59 | | 4,923 | 12 | 67 | 1 | 2,445 | 4 |
| 807 | | 127 | 1 | 5,660 | 19 | 6,561 | 21 | 34 | | 4,326 | 11 | 56 | 1 | 2,380 | 4 |
| 136 | | 3 | | 1,026 | 5 | 149 | | 25 | | 597 | 1 | 11 | | 65 | 49 |
| 3,012 | 107 | 12 | 146 | 18,032 | 1,238 | 841 | 175 | 21 | | 7,679 | 344 | 11 | | 268 | 12 |
| 190 | 4 | 5 | 144 | 994 | 563 | 74 | 103 | | | 300 | 75 | | | 6 | 7 |
| 148 | 11 | | | 1,163 | 271 | 84 | 1 | 2 | | 335 | 30 | | | 45 | 4 |
| 256 | 17 | 1 | | 2,650 | 126 | 368 | 69 | 3 | | 1,234 | 31 | 1 | | 63 | 53 |
| 502 | 3 | | | 3,475 | 26 | 2 | | | | 316 | 9 | | | 1 | 54 |
| 1,916 | 72 | 6 | 2 | 9,765 | 252 | 323 | 2 | 16 | | 5,444 | 99 | 10 | | 153 | 1 |
| 1,689 | 57 | 9 | | 5,037 | 126 | 3 | | 1 | | 2,012 | 26 | | | 21 | 56 |
| 1,298 | 57 | | | 4,111 | 123 | 1 | | 1 | | 1,470 | 19 | | | 14 | 57 |
| 333 | | 9 | | 899 | 3 | 2 | | | | 597 | 7 | | | 7 | 58 |
| 8 | | | | 27 | | | | | | 5 | | | | | 59 |
| 1,205 | 255 | 31 | | 2,577 | 259 | 136 | | 41 | | 1,102 | 327 | 22 | | 84 | 60 |
| 23 | | | | 464 | 165 | 99 | | 12 | | 12 | 1 | | | | 51 |
| 1,089 | 233 | 21 | | 1,689 | 93 | 37 | | 29 | | 816 | 326 | 10 | | 43 | 62 |
| 93 | 2 | 10 | | 424 | 1 | | | | | 274 | | 12 | | 41 | 63 |
| 2,013 | 304 | 21 | 2 | 4,056 | 907 | 33 | | 1 | | 244 | 32 | 3 | | 16 | 64 |
| 851 | 175 | 21 | 2 | 2,126 | 492 | 35 | | 1 | | 151 | 15 | 3 | | 5 | 65 |
| 1,162 | 629 | | | 1,930 | 415 | 3 | | | | 93 | 17 | | | 11 | 66 |
| 2,394 | 35 | 46 | | 10,596 | 333 | 320 | 3 | 128 | | 7,051 | 252 | 104 | | 284 | 13 |
| 1 | | | | 39 | 7 | | | | | 1,367 | 66 | | | 2 | 68 |
| 2,348 | 35 | 45 | | 10,362 | 325 | 314 | 3 | 128 | | 5,579 | 186 | 102 | | 278 | 11 |
| 45 | | 1 | | 145 | 1 | 6 | | | | 105 | | 2 | | 6 | 70 |

*

STATISTICS OF POPULATION.

TABLE 93.—TOTAL PERSONS 10 YEARS OF AGE AND OVER ENGAGED IN EACH SPECIFIED

| OCCUPATIONS. | MISSOURI. | | MONTANA. | | NEBRASKA. | | NEVADA. | | NEW HAMPSHIRE. | |
|---|-----------|----------|----------|----------|-----------|----------|---------|----------|----------------|----------|
| | Males. | Females. | Males. | Females. | Males. | Females. | Males. | Females. | Males. | Females. |
| Manufacturing and mechanical pursuits ¹ —Con. | | | | | | | | | | |
| <i>Metals and metal products other than iron and steel—Con.</i> | | | | | | | | | | |
| 1 Other metal workers..... | 1,792 | 12 | 3,170 | | 447 | 1 | 18 | | 119 | |
| 2 Copper workers..... | 68 | | 2,079 | | 29 | | 2 | | 13 | |
| 3 Electroplaters..... | 110 | 2 | | | 18 | | | | 39 | |
| 4 Gunsmiths, locksmiths, and bell hangers..... | 292 | 1 | 15 | | 55 | | 6 | | 20 | |
| 5 Lead and zinc workers..... | 894 | 6 | 4 | | 18 | | | | 2 | |
| 6 Molders (metals) ¹ | 59 | 1 | 1 | | 3 | | | | 7 | |
| 7 Not specified..... | 369 | 2 | 1,069 | | 324 | 1 | 10 | | 38 | |
| <i>Paper and printing.</i> | | | | | | | | | | |
| 8 Bookbinders..... | 516 | 615 | 18 | 5 | 88 | 80 | 1 | 1 | 27 | 17 |
| 9 Box makers (paper)..... | 86 | 381 | | 2 | 11 | 33 | | | 41 | 181 |
| 10 Engravers..... | 356 | 13 | 3 | | 28 | | 1 | | 63 | 6 |
| 11 Paper and pulp mill operatives..... | 109 | 144 | 3 | 1 | 18 | 7 | | | 1,082 | 141 |
| 12 Printers, lithographers, and pressmen..... | 5,763 | 789 | 368 | 16 | 1,753 | 232 | 79 | 5 | 496 | 155 |
| 13 Printers and pressmen..... | 4,010 | 345 | 274 | 8 | 1,352 | 102 | 52 | | 394 | 13 |
| 14 Lithographers..... | 270 | 7 | | | 35 | 1 | | | 1 | |
| 15 Compositors..... | 1,193 | 433 | 78 | 8 | 294 | 126 | 27 | 5 | 87 | 142 |
| 16 Electrotypers and stereotypers..... | 121 | 1 | 2 | | 35 | 1 | | | 4 | |
| 17 Apprentices (printers)..... | 169 | 3 | 12 | | 42 | 2 | | | 10 | |
| <i>Textiles.</i> | | | | | | | | | | |
| 18 Bleachery and dye works operatives..... | 166 | 27 | 10 | 7 | 21 | 3 | | | 544 | 27 |
| 19 Bleachery operatives..... | 16 | | | | | | | | 117 | 20 |
| 20 Dye works operatives..... | 150 | 27 | 10 | 7 | 19 | 3 | | | 427 | 7 |
| 21 Carpet factory operatives ¹ | 27 | 55 | | 1 | 30 | 57 | | | 1 | |
| 22 Cotton mill operatives..... | 31 | 106 | | | 70 | 63 | | | 7,694 | 10,098 |
| 23 Hosiery and knitting mill operatives..... | 3 | 9 | | | 1 | 1 | | | 820 | 1,281 |
| 24 Silk mill operatives..... | 1 | 3 | | | 1 | 1 | | | 51 | 174 |
| 25 Woolen mill operatives..... | 175 | 111 | 1 | | 1 | 2 | | | 2,164 | 1,083 |
| 26 Other textile mill operatives..... | 136 | 313 | 134 | 1 | 15 | 22 | 1 | | 1,408 | 770 |
| 27 Hemp and jute mill operatives..... | 53 | 220 | | | 4 | 7 | | | 9 | 2 |
| 28 Linen mill operatives..... | | 1 | 125 | | | | | | 12 | 12 |
| 29 Print works operatives..... | 9 | 5 | | | | 2 | | | 471 | 117 |
| 30 Rope and cordage factory operatives..... | 56 | 20 | 9 | | 2 | | 1 | | 4 | 6 |
| 31 Worsted mill operatives..... | | | | | | | | | 3 | |
| 32 Textiles not specified..... | 18 | 72 | | 1 | 9 | 13 | | | 904 | 633 |
| 33 Dressmakers..... | 24 | 9,753 | 3 | 970 | 22 | 4,092 | | 197 | 10 | 2,142 |
| 34 Dressmakers..... | 24 | 9,704 | 3 | 964 | 22 | 4,065 | | 195 | 10 | 2,140 |
| 35 Apprentices..... | | 49 | | 6 | | 27 | | 2 | | 2 |
| 36 Hat and cap makers..... | 30 | 40 | | 1 | 1 | 22 | | | | 2 |
| 37 Milliners..... | 89 | 4,015 | 1 | 191 | 15 | 1,278 | | 32 | 18 | 669 |
| 38 Milliners..... | 87 | 3,930 | 1 | 187 | 15 | 1,257 | | 32 | 18 | 660 |
| 39 Apprentices..... | 2 | 85 | | 4 | | 21 | | | | 9 |
| 40 Seamstresses..... | 100 | 9,103 | 4 | 142 | 10 | 1,113 | 1 | 37 | 8 | 477 |
| 41 Shirt, collar, and cuff makers..... | 234 | 444 | | | 35 | 33 | | | 7 | 11 |
| 42 Tailors and tailoresses..... | 4,224 | 1,922 | 248 | 21 | 855 | 147 | 32 | 2 | 315 | 404 |
| 43 Tailors and tailoresses..... | 4,159 | 1,907 | 248 | 21 | 850 | 146 | 32 | 2 | 307 | 404 |
| 44 Apprentices..... | 65 | 15 | | | 5 | 1 | | | 8 | |
| 45 Other textile workers..... | 113 | 533 | 5 | 8 | 53 | 117 | 2 | 2 | 15 | 13 |
| 46 Carpet (rag) makers ¹ | 24 | 266 | 3 | 6 | 47 | 96 | | | 2 | 1 |
| 47 Lace and embroidery makers..... | 5 | 107 | | 2 | | 3 | | 2 | | 4 |
| 48 Sail, awning, and tent makers..... | 80 | 53 | 2 | | 5 | 2 | | | 13 | |
| 49 Sewing machine operators..... | 1 | 56 | | | 1 | 10 | | | | 7 |
| 50 Not specified..... | 3 | 51 | | | | 1 | | | | 1 |
| <i>Miscellaneous industries.</i> | | | | | | | | | | |
| 51 Broom and brush makers..... | 373 | 32 | 4 | | 112 | 2 | | | 39 | 26 |
| 52 Charcoal, coke, and lime burners..... | 150 | | 9 | | | | 2 | | 3 | |
| 53 Engineers and firemen (not locomotive) ¹ | 8,663 | 9 | 1,644 | | 1,706 | 2 | 139 | | 1,348 | 2 |
| 54 Glove makers..... | 12 | 12 | 5 | | 2 | 2 | | 1 | 189 | 108 |
| 55 Manufacturers and officials, etc..... | 9,269 | 80 | 1,157 | 5 | 1,714 | 32 | 162 | 3 | 1,631 | 11 |
| 56 Manufacturers and officials, etc..... | 5,158 | 64 | 235 | | 887 | 24 | 42 | | 1,348 | 9 |
| 57 Builders and contractors..... | 2,393 | 5 | 292 | | 606 | 1 | 12 | | 206 | 2 |
| 58 Publishers of books, maps, and newspapers..... | 472 | 7 | 34 | | 203 | 7 | 10 | | 34 | |
| 59 Officials of mining and quarrying companies ¹ | 1,246 | 4 | 596 | 5 | 18 | | 98 | 3 | 43 | |
| 60 Model and pattern makers..... | 380 | | 27 | | 32 | | 3 | | 83 | 6 |
| 61 Photographers..... | 1,011 | 185 | 89 | 6 | 444 | 73 | 15 | 2 | 181 | 48 |
| 62 Rubber factory operatives..... | 112 | 28 | | | 1 | | | | 23 | 11 |
| 63 Tobacco and cigar factory operatives..... | 3,405 | 1,550 | 97 | 3 | 545 | 76 | 6 | | 232 | 12 |
| 64 Upholsterers..... | 1,130 | 50 | 52 | 1 | 203 | 8 | 5 | | 105 | 2 |
| 65 Other miscellaneous industries..... | 11,718 | 1,920 | 802 | 13 | 2,091 | 270 | 198 | 3 | 2,580 | 380 |
| 66 Apprentices and helpers (not specified)..... | 1,128 | 74 | 54 | 1 | 233 | 30 | 5 | 1 | 110 | 1 |
| 67 Artificial flower makers..... | 3 | 13 | | | | 1 | | | | |
| 68 Button makers..... | 103 | 10 | | | 8 | 7 | | | 19 | 15 |
| 69 Candle, soap, and tallow makers..... | 136 | 52 | 4 | 1 | 18 | 13 | 2 | | 10 | |
| 70 Corset makers..... | 13 | 87 | | | | 1 | | | | 4 |
| 71 Cotton ginners..... | 2 | | | | | | | | | |
| 72 Electric light and power company employees ¹ | 209 | 8 | 4 | | 47 | | 5 | | 50 | 2 |
| 73 Gas works employees..... | 193 | | 22 | | 47 | | 1 | | 49 | |
| 74 Piano and organ tuners..... | 109 | 1 | 5 | | 47 | | | | 89 | |
| 75 Straw workers..... | 3 | 14 | | | | 1 | | | | |
| 76 Turpentine distillers..... | 2 | | | | | | | | | |
| 77 Umbrella and parasol makers..... | 15 | 4 | | | 3 | | | | | |
| 78 Well borers..... | 204 | 1 | 4 | | 184 | | 5 | | 2 | |
| 79 Whitewashers..... | 270 | 1 | 2 | | 9 | | 1 | | 12 | 1 |
| 80 Not specified..... | 9,328 | 1,655 | 707 | 11 | 1,495 | 217 | 179 | 2 | 2,289 | 357 |

¹ See explanatory notes in table 91.

STATISTICS OF POPULATION.

TABLE 93.—TOTAL PERSONS 10 YEARS OF AGE AND OVER ENGAGED IN EACH SPECIFIED

| OCCUPATIONS. | PENNSYLVANIA. | | RHODE ISLAND. | | SOUTH CAROLINA. | | SOUTH DAKOTA. | | TENNESSEE. | |
|--|---------------|----------|---------------|----------|-----------------|----------|---------------|----------|------------|----------|
| | Males. | Females. | Males. | Females. | Males. | Females. | Males. | Females. | Males. | Females. |
| 1 All occupations ¹ | 2,017,052 | 431,537 | 139,829 | 52,094 | 389,645 | 181,350 | 121,512 | 15,644 | 611,388 | 116,204 |
| 2 Agricultural pursuits..... | 331,119 | 10,593 | 10,673 | 284 | 278,614 | 115,079 | 80,696 | 2,161 | 379,443 | 33,963 |
| 3 Agricultural laborers ¹ | 122,083 | 1,125 | 5,222 | 82 | 135,848 | 101,478 | 26,149 | 600 | 163,495 | 19,410 |
| 4 Farm and plantation laborers..... | 65,056 | 423 | 3,933 | 51 | 61,079 | 35,581 | 11,346 | 99 | 64,055 | 5,375 |
| 5 Farm laborers (members of family)..... | 53,254 | 577 | 682 | 21 | 74,574 | 65,869 | 14,746 | 497 | 98,688 | 13,965 |
| 6 Garden and nursery laborers..... | 3,773 | 125 | 607 | 10 | 195 | 28 | 57 | 4 | 752 | 70 |
| 7 Dairymen and dairywomen..... | 419 | 35 | 5 | 1 | 44 | 15 | 16 | 5 | 243 | 21 |
| 8 Farmers, planters, and overseers..... | 193,646 | 9,296 | 4,660 | 190 | 139,749 | 13,545 | 50,391 | 1,468 | 211,574 | 14,447 |
| 9 Farmers and planters..... | 189,752 | 8,952 | 4,495 | 185 | 136,767 | 12,827 | 48,342 | 1,259 | 204,886 | 14,010 |
| 10 Farmers (members of family)..... | 3,207 | 244 | 85 | 2 | 2,279 | 699 | 1,961 | 202 | 6,286 | 339 |
| 11 Farm and plantation overseers..... | 468 | 91 | 76 | 3 | 684 | 16 | 68 | 4 | 325 | 92 |
| 12 Milk farmers..... | 219 | 9 | 4 | | 19 | 3 | 20 | 3 | 77 | 6 |
| 13 Gardeners, florists, nurserymen, etc..... | 4,212 | 123 | 613 | 11 | 157 | 16 | 112 | 3 | 519 | 65 |
| 14 Gardeners..... | 2,647 | 53 | 447 | 2 | 135 | 11 | 83 | 3 | 365 | 51 |
| 15 Florists, nurserymen, and vine growers..... | 1,467 | 69 | 159 | 9 | 20 | 4 | 22 | | 126 | 12 |
| 16 Fruit growers..... | 98 | 1 | 7 | | 2 | 1 | 7 | | 28 | 2 |
| 17 Lumbermen and raftsmen..... | 7,925 | 11 | 14 | | 570 | | 77 | | 1,666 | 7 |
| 18 Stock raisers, herders, and drovers..... | 530 | | 5 | | 109 | 2 | 3,856 | 85 | 199 | 5 |
| 19 Stock raisers..... | 55 | | 3 | | 15 | | 2,510 | 79 | 70 | 3 |
| 20 Stock herders and drovers..... | 475 | | 2 | | 94 | 2 | 1,346 | 6 | 129 | 2 |
| 21 Turpentine farmers and laborers..... | | | | | 1,446 | 20 | | | | |
| 22 Wood choppers..... | 2,082 | 2 | 147 | | 687 | 3 | 66 | | 1,706 | 6 |
| 23 Other agricultural pursuits..... | 222 | 1 | 7 | | 4 | | 29 | | 36 | 2 |
| 24 Apiarists..... | 47 | | | | | | 1 | | 17 | |
| 25 Not specified..... | 175 | 1 | 7 | | 4 | | 28 | | 19 | 2 |
| 26 Professional service..... | 70,674 | 32,337 | 4,924 | 2,937 | 6,886 | 3,595 | 4,322 | 3,555 | 16,452 | 5,783 |
| 27 Actors, professional showmen, etc..... | 1,707 | 278 | 183 | 36 | 70 | 2 | 188 | 10 | 263 | 37 |
| 28 Actors..... | 486 | 251 | 61 | 36 | 5 | 2 | 24 | 9 | 34 | 25 |
| 29 Professional showmen..... | 1,000 | 25 | 77 | | 59 | | 99 | 1 | 204 | 11 |
| 30 Theatrical managers, etc..... | 221 | 2 | 45 | | 6 | | 15 | | 25 | 1 |
| 31 Architects, designers, draughtsmen, etc..... | 4,024 | 131 | 495 | 12 | 42 | | 23 | 3 | 151 | |
| 32 Architects..... | 899 | 9 | 106 | 1 | 30 | | 16 | 2 | 96 | |
| 33 Designers, draughtsmen, and inventors..... | 3,125 | 122 | 389 | 11 | 12 | | 7 | 1 | 55 | |
| 34 Artists and teachers of art..... | 1,339 | 904 | 112 | 94 | 20 | 31 | 25 | 19 | 110 | 157 |
| 35 Clergymen..... | 8,462 | 290 | 464 | 24 | 1,875 | 17 | 794 | 29 | 2,920 | 30 |
| 36 Dentists..... | 2,729 | 73 | 185 | 5 | 211 | 1 | 114 | 3 | 493 | 1 |
| 37 Electricians..... | 5,327 | 28 | 532 | 2 | 131 | 1 | 39 | | 310 | 2 |
| 38 Engineers (civil, etc.) and surveyors..... | 5,123 | 11 | 379 | 1 | 194 | 1 | 147 | | 455 | 1 |
| 39 Engineers (civil)..... | 2,403 | 5 | 200 | | 96 | 1 | 63 | | 290 | 1 |
| 40 Engineers (mechanical and electrical)..... | 1,872 | 5 | 151 | 1 | 48 | | 19 | | 55 | |
| 41 Engineers (mining)..... | 304 | | 2 | | 8 | | 12 | | 17 | |
| 42 Surveyors..... | 544 | 1 | 26 | | 42 | | 58 | | 93 | |
| 43 Journalists..... | 2,277 | 125 | 144 | 7 | 181 | 6 | 157 | 4 | 329 | 19 |
| 44 Lawyers..... | 8,257 | 73 | 366 | 3 | 851 | 3 | 631 | 12 | 2,716 | 14 |
| 45 Literary and scientific persons..... | 1,539 | 498 | 126 | 51 | 26 | 13 | 76 | 14 | 97 | 35 |
| 46 Authors and scientists..... | 196 | 168 | 19 | 23 | 12 | 5 | 11 | 9 | 29 | 19 |
| 47 Librarians and assistants..... | 135 | 233 | 25 | 26 | 2 | 8 | 3 | 5 | 7 | 15 |
| 48 Chemists, assayers, and metallurgists..... | 1,208 | 47 | 82 | 2 | 12 | | 62 | | 61 | 1 |
| 49 Musicians and teachers of music..... | 3,610 | 4,156 | 359 | 458 | 106 | 237 | 92 | 219 | 320 | 738 |
| 50 Officials (government)..... | 5,366 | 520 | 41 | 742 | 104 | 104 | 608 | 72 | 1,382 | 144 |
| 51 Officials (national government)..... | 1,754 | 449 | 245 | 22 | 293 | 92 | 229 | 44 | 497 | 131 |
| 52 Officials (state government)..... | 6 | 137 | 35 | 6 | 79 | 3 | 34 | 1 | 71 | 3 |
| 53 Officials (county government)..... | 1,312 | 12 | 64 | 2 | 302 | 5 | 278 | 23 | 596 | 8 |
| 54 Officials (city or town government)..... | 2,113 | 63 | 176 | 11 | 68 | 4 | 67 | 4 | 218 | 2 |
| 55 Physicians and surgeons..... | 9,705 | 601 | 619 | 56 | 1,141 | 17 | 461 | 24 | 3,654 | 48 |
| 56 Teachers and professors in colleges, etc..... | 10,029 | 24,390 | 376 | 2,102 | 1,268 | 3,159 | 900 | 3,141 | 3,156 | 4,342 |
| 57 Teachers..... | 9,435 | 24,352 | 333 | 2,102 | 1,174 | 3,146 | 869 | 3,134 | 3,025 | 4,533 |
| 58 Professors in colleges and universities..... | 594 | 38 | 43 | | 94 | 13 | 31 | 7 | 131 | 9 |
| 59 Other professional service..... | 1,180 | 225 | 64 | 45 | 23 | 3 | 67 | 5 | 96 | 15 |
| 60 Veterinary surgeons..... | 756 | 4 | 36 | 1 | 20 | | 63 | | 59 | |
| 61 Not specified..... | 424 | 221 | 28 | 44 | 8 | 3 | 4 | 5 | 37 | 15 |
| 62 Domestic and personal service..... | 391,121 | 175,050 | 21,342 | 13,558 | 33,732 | 45,063 | 9,743 | 7,078 | 71,842 | 60,939 |
| 63 Barbers and hairdressers..... | 12,377 | 431 | 1,018 | 30 | 627 | 12 | 498 | 7 | 1,606 | 36 |
| 64 Bartenders..... | 7,974 | 26 | 928 | 4 | 29 | | 272 | 4 | 397 | 4 |
| 65 Boarding and lodging house keepers..... | 772 | 4,691 | 104 | 654 | 91 | 427 | 50 | 153 | 235 | 1,004 |
| 66 Hotel keepers..... | 6,196 | 361 | 230 | 16 | 104 | 66 | 349 | 60 | 359 | 151 |
| 67 Housekeepers and stewards ¹ | 818 | 15,060 | 72 | 1,542 | 74 | 392 | 9 | 759 | 63 | 2,34 |
| 68 Janitors and sextons..... | 4,162 | 757 | 592 | 17 | 147 | 10 | 99 | 8 | 454 | 21 |
| 69 Janitors..... | 3,569 | 752 | 544 | 17 | 85 | 9 | 96 | 8 | 384 | 19 |
| 70 Sextons..... | 593 | 5 | 48 | | 62 | 1 | 3 | | 70 | 2 |
| 71 Laborers (not specified) ¹ | 311,044 | 3,706 | 12,507 | 276 | 26,437 | 12,395 | 6,486 | 119 | 56,913 | 3,903 |
| 72 Elevator tenders..... | 940 | 4 | 132 | | 56 | | 10 | | 131 | 4 |
| 73 Laborers (coal yard)..... | 859 | 1 | 330 | | 17 | | 13 | | 92 | |
| 74 Laborers (general)..... | 307,701 | 3,700 | 11,771 | 275 | 26,173 | 12,395 | 6,463 | 119 | 56,537 | 3,897 |
| 75 Longshoremen..... | 436 | | 222 | 1 | 117 | | | | 78 | |
| 76 Stevedores..... | 1,108 | 1 | 52 | | 74 | | | | 75 | 2 |

¹See explanatory notes in table 91.

OCCUPATIONS.

OCCUPATION (IN DETAIL), CLASSIFIED BY SEX, BY STATES AND TERRITORIES: 1900—Continued.

| TEXAS. | | UTAH. | | VERMONT. | | VIRGINIA. | | WASHINGTON. | | WEST VIRGINIA. | | WISCONSIN. | | WYOMING. | |
|---------|----------|--------|----------|----------|----------|-----------|----------|-------------|----------|----------------|----------|------------|----------|----------|----------|
| Males. | Females. | Males. | Females. | Males. | Females. | Males. | Females. | Males. | Females. | Males. | Females. | Males. | Females. | Males. | Females. |
| 892,641 | 140,392 | 73,840 | 10,764 | 112,181 | 22,752 | 536,883 | 125,582 | 204,606 | 20,781 | 294,502 | 31,161 | 616,391 | 116,147 | 41,264 | 3,004 |
| 585,394 | 59,240 | 28,401 | 1,013 | 48,352 | 1,468 | 277,594 | 22,674 | 59,159 | 1,954 | 146,142 | 5,580 | 261,450 | 8,557 | 13,177 | 230 |
| 233,628 | 39,560 | 8,624 | 74 | 18,323 | 120 | 128,147 | 10,466 | 16,848 | 607 | 58,107 | 689 | 92,073 | 1,645 | 3,301 | 17 |
| 94,188 | 10,547 | 3,630 | 27 | 12,516 | 72 | 66,567 | 5,382 | 10,441 | 523 | 19,964 | 219 | 37,298 | 360 | 2,359 | 8 |
| 138,832 | 28,986 | 4,783 | 41 | 5,528 | 46 | 60,891 | 4,841 | 5,863 | 77 | 37,957 | 453 | 53,978 | 1,221 | 914 | 7 |
| 608 | 27 | 211 | 6 | 279 | 2 | 689 | 243 | 544 | 7 | 186 | 17 | 797 | 64 | 28 | 2 |
| 462 | 25 | 65 | 17 | 7 | 8 | 121 | 10 | 133 | 9 | 161 | 28 | 111 | 20 | 7 | 1 |
| 331,370 | 19,330 | 16,152 | 875 | 29,389 | 1,336 | 146,746 | 12,164 | 32,166 | 1,286 | 85,105 | 4,881 | 161,927 | 6,816 | 4,664 | 168 |
| 319,621 | 18,341 | 15,710 | 856 | 28,636 | 1,306 | 143,025 | 11,902 | 31,358 | 1,254 | 83,032 | 4,705 | 157,991 | 6,423 | 4,490 | 162 |
| 10,862 | 983 | 418 | 15 | 616 | 23 | 2,913 | 196 | 636 | 29 | 1,989 | 78 | 3,617 | 341 | 94 | 6 |
| 727 | 49 | 20 | 4 | 86 | 7 | 740 | 62 | 109 | 2 | 70 | 48 | 271 | 50 | 74 | 11 |
| 160 | 7 | 4 | 1 | 1 | 1 | 68 | 4 | 63 | 1 | 14 | 2 | 48 | 2 | 6 | 12 |
| 851 | 52 | 367 | 21 | 145 | 4 | 633 | 29 | 760 | 30 | 232 | 29 | 1,089 | 56 | 15 | 4 |
| 594 | 27 | 228 | 10 | 109 | 2 | 479 | 14 | 498 | 12 | 172 | 21 | 782 | 32 | 13 | 2 |
| 189 | 22 | 67 | 6 | 32 | 2 | 130 | 14 | 111 | 6 | 42 | 7 | 287 | 24 | 2 | 16 |
| 68 | 3 | 72 | 5 | 4 | 4 | 24 | 1 | 156 | 12 | 18 | 1 | 70 | 2 | 2 | 16 |
| 682 | 3 | 148 | 1 | 309 | 1 | 914 | 1 | 7,364 | 8 | 2,187 | 2 | 5,572 | 6 | 42 | 17 |
| 16,075 | 262 | 2,969 | 16 | 39 | 1 | 170 | 2 | 939 | 10 | 53 | 1 | 163 | 2 | 4,840 | 40 |
| 8,199 | 228 | 1,023 | 10 | 3 | 3 | 41 | 1 | 491 | 6 | 18 | 1 | 46 | 1 | 1,678 | 34 |
| 7,876 | 34 | 1,946 | 6 | 36 | 1 | 129 | 2 | 448 | 4 | 35 | 1 | 117 | 1 | 3,162 | 20 |
| 2,152 | 6 | 18 | 1 | 173 | 1 | 811 | 1 | 917 | 1 | 270 | 1 | 371 | 5 | 256 | 22 |
| 174 | 2 | 58 | 9 | 17 | 2 | 52 | 2 | 82 | 3 | 27 | 1 | 144 | 7 | 52 | 23 |
| 101 | 2 | 55 | 5 | 6 | 1 | 12 | 1 | 14 | 1 | 6 | 1 | 91 | 4 | 1 | 24 |
| 78 | 3 | 3 | 4 | 11 | 1 | 40 | 2 | 18 | 3 | 21 | 1 | 58 | 3 | 51 | 25 |
| 29,175 | 11,032 | 3,235 | 1,432 | 3,645 | 3,371 | 13,632 | 7,732 | 8,926 | 3,566 | 8,527 | 3,137 | 17,931 | 14,335 | 1,079 | 530 |
| 423 | 104 | 56 | 12 | 91 | 3 | 214 | 59 | 290 | 140 | 115 | 13 | 515 | 64 | 49 | 5 |
| 106 | 96 | 13 | 12 | 16 | 2 | 44 | 56 | 126 | 139 | 25 | 11 | 116 | 60 | 6 | 4 |
| 279 | 6 | 34 | 1 | 69 | 1 | 143 | 2 | 120 | 1 | 79 | 2 | 336 | 4 | 39 | 29 |
| 38 | 2 | 9 | 1 | 6 | 1 | 27 | 1 | 44 | 1 | 11 | 1 | 63 | 1 | 4 | 30 |
| 262 | 4 | 75 | 1 | 98 | 1 | 376 | 1 | 226 | 8 | 58 | 2 | 584 | 5 | 19 | 1 |
| 135 | 2 | 43 | 1 | 24 | 1 | 105 | 1 | 133 | 3 | 35 | 1 | 235 | 1 | 7 | 32 |
| 77 | 2 | 32 | 1 | 74 | 1 | 271 | 1 | 93 | 5 | 23 | 1 | 349 | 5 | 12 | 1 |
| 128 | 232 | 40 | 34 | 89 | 49 | 98 | 89 | 83 | 112 | 80 | 57 | 197 | 185 | 2 | 5 |
| 4,463 | 50 | 386 | 20 | 636 | 17 | 2,625 | 37 | 896 | 38 | 1,214 | 26 | 2,693 | 65 | 30 | 2 |
| 764 | 12 | 113 | 5 | 144 | 3 | 359 | 1 | 263 | 7 | 247 | 4 | 868 | 24 | 33 | 36 |
| 601 | 1 | 154 | 1 | 168 | 1 | 492 | 5 | 487 | 1 | 184 | 1 | 908 | 6 | 34 | 37 |
| 861 | 1 | 305 | 1 | 113 | 1 | 610 | 3 | 1,173 | 1 | 395 | 1 | 719 | 1 | 215 | 38 |
| 409 | 1 | 135 | 1 | 67 | 1 | 353 | 3 | 453 | 1 | 233 | 1 | 230 | 1 | 136 | 39 |
| 140 | 1 | 40 | 1 | 29 | 1 | 146 | 1 | 400 | 1 | 46 | 1 | 251 | 1 | 26 | 40 |
| 24 | 1 | 75 | 1 | 3 | 1 | 21 | 1 | 126 | 1 | 26 | 1 | 18 | 1 | 26 | 41 |
| 238 | 1 | 55 | 1 | 14 | 1 | 90 | 1 | 194 | 1 | 90 | 1 | 170 | 1 | 27 | 42 |
| 767 | 51 | 93 | 7 | 92 | 15 | 260 | 12 | 305 | 13 | 169 | 4 | 611 | 32 | 33 | 2 |
| 4,600 | 17 | 433 | 1 | 424 | 7 | 2,025 | 7 | 1,527 | 13 | 1,334 | 4 | 2,226 | 26 | 142 | 44 |
| 33 | 41 | 162 | 14 | 23 | 69 | 128 | 38 | 172 | 33 | 36 | 13 | 162 | 165 | 17 | 45 |
| 33 | 36 | 8 | 7 | 8 | 21 | 40 | 24 | 33 | 21 | 8 | 3 | 16 | 44 | 7 | 46 |
| 5 | 5 | 1 | 7 | 7 | 39 | 11 | 12 | 6 | 10 | 2 | 10 | 13 | 120 | 2 | 47 |
| 45 | 5 | 153 | 7 | 13 | 77 | 77 | 2 | 133 | 2 | 26 | 1 | 83 | 1 | 10 | 48 |
| 1,052 | 1,657 | 162 | 162 | 101 | 276 | 348 | 470 | 419 | 448 | 141 | 271 | 791 | 1,289 | 39 | 48 |
| 3,002 | 263 | 286 | 101 | 500 | 73 | 1,696 | 186 | 1,003 | 88 | 622 | 80 | 1,856 | 173 | 182 | 50 |
| 1,076 | 240 | 99 | 66 | 260 | 60 | 856 | 174 | 500 | 69 | 254 | 70 | 711 | 189 | 85 | 19 |
| 96 | 4 | 19 | 1 | 29 | 2 | 37 | 2 | 54 | 2 | 24 | 5 | 106 | 2 | 15 | 52 |
| 1,342 | 10 | 111 | 20 | 112 | 5 | 491 | 6 | 323 | 12 | 237 | 2 | 473 | 18 | 70 | 53 |
| 488 | 9 | 57 | 15 | 99 | 8 | 312 | 4 | 126 | 7 | 107 | 3 | 566 | 14 | 12 | 54 |
| 5,829 | 100 | 271 | 34 | 716 | 21 | 2,090 | 32 | 894 | 62 | 1,367 | 18 | 2,335 | 154 | 138 | 12 |
| 6,198 | 8,483 | 669 | 1,040 | 381 | 2,846 | 2,200 | 6,778 | 1,095 | 2,587 | 2,499 | 2,690 | 2,933 | 12,146 | 85 | 426 |
| 6,036 | 8,480 | 648 | 1,040 | 334 | 2,845 | 2,016 | 6,578 | 1,032 | 2,584 | 2,444 | 2,686 | 2,771 | 12,134 | 74 | 425 |
| 112 | 3 | 21 | 1 | 47 | 1 | 184 | 20 | 63 | 3 | 55 | 4 | 222 | 12 | 11 | 1 |
| 142 | 16 | 25 | 1 | 69 | 7 | 111 | 14 | 93 | 15 | 66 | 3 | 478 | 54 | 11 | 1 |
| 92 | 14 | 14 | 1 | 61 | 7 | 74 | 14 | 56 | 15 | 45 | 3 | 343 | 8 | 8 | 60 |
| 50 | 16 | 11 | 1 | 8 | 7 | 37 | 14 | 37 | 15 | 21 | 3 | 135 | 34 | 3 | 61 |
| 101,821 | 54,592 | 11,497 | 4,519 | 12,842 | 10,186 | 82,188 | 74,408 | 40,685 | 8,956 | 41,145 | 15,107 | 97,314 | 51,177 | 8,821 | 1,494 |
| 3,352 | 46 | 317 | 24 | 479 | 9 | 1,437 | 30 | 1,089 | 106 | 806 | 15 | 2,932 | 130 | 135 | 2 |
| 2,151 | 6 | 279 | 1 | 9 | 1 | 1,100 | 3 | 1,196 | 2 | 547 | 1 | 2,492 | 24 | 232 | 64 |
| 414 | 2,113 | 42 | 204 | 69 | 946 | 156 | 933 | 197 | 621 | 139 | 433 | 238 | 1,041 | 38 | 96 |
| 1,067 | 457 | 108 | 63 | 283 | 13 | 402 | 92 | 662 | 132 | 422 | 114 | 1,377 | 231 | 99 | 33 |
| 69 | 2,344 | 19 | 256 | 19 | 1,744 | 139 | 2,704 | 262 | 1,030 | 34 | 1,743 | 107 | 3,796 | 11 | 287 |
| 641 | 17 | 161 | 23 | 159 | 1 | 585 | 39 | 306 | 8 | 179 | 26 | 1,009 | 64 | 58 | 68 |
| 590 | 16 | 147 | 23 | 133 | 1 | 453 | 35 | 292 | 8 | 158 | 26 | 916 | 64 | 52 | 69 |
| 121 | 1 | 14 | 1 | 26 | 1 | 127 | 4 | 14 | 1 | 21 | 1 | 93 | 1 | 6 | 70 |
| 74,139 | 5,332 | 3,715 | 139 | 10,243 | 241 | 64,574 | 7,034 | 27,482 | 153 | 35,336 | 485 | 75,046 | 1,011 | 6,455 | 29 |
| 83 | 2 | 33 | 1 | 15 | 1 | 75 | 6 | 87 | 1 | 28 | 1 | 219 | 1 | 1 | 72 |
| 110 | 11 | 40 | 1 | 40 | 1 | 540 | 1 | 132 | 1 | 18 | 1 | 918 | 2 | 4 | 73 |
| 72,975 | 5,330 | 3,671 | 139 | 10,188 | 241 | 62,058 | 7,027 | 26,650 | 153 | 35,287 | 485 | 73,266 | 1,008 | 6,450 | 29 |
| 481 | 1 | 1 | 1 | 1 | 1 | 1,703 | 1 | 346 | 1 | 3 | 1 | 541 | 1 | 1 | 74 |
| 490 | 1 | 1 | 1 | 1 | 1 | 198 | 1 | 67 | 1 | 1 | 1 | 102 | 1 | 1 | 75 |

*

TABLE 93.—TOTAL PERSONS 10 YEARS OF AGE AND OVER ENGAGED IN EACH SPECIFIED

| OCCUPATIONS. | PENNSYLVANIA. | | RHODE ISLAND. | | SOUTH CAROLINA. | | SOUTH DAKOTA. | | TENNESSEE. | |
|---|---------------|----------|---------------|----------|-----------------|----------|---------------|----------|------------|----------|
| | Males. | Females. | Males. | Females. | Males. | Females. | Males. | Females. | Males. | Females. |
| Domestic and personal service—Continued. | | | | | | | | | | |
| 1 Launderers and laundresses | 3,482 | 11,754 | 481 | 1,603 | 219 | 12,794 | 126 | 366 | 414 | 20,046 |
| 2 Laundry work (hand) | 2,552 | 10,661 | 376 | 1,519 | 184 | 12,764 | 95 | 344 | 271 | 19,828 |
| 3 Laundry work (steam) | 930 | 1,093 | 105 | 84 | 35 | 30 | 31 | 22 | 143 | 218 |
| 4 Nurses and midwives | 1,070 | 9,645 | 121 | 950 | 66 | 1,679 | 23 | 217 | 129 | 2,138 |
| 5 Nurses (trained) | 75 | 1,412 | 34 | 96 | 2 | 98 | 19 | 32 | 4 | 127 |
| 6 Nurses (not specified) | 995 | 8,015 | 87 | 845 | 64 | 1,884 | 4 | 177 | 125 | 1,928 |
| 7 Midwives | | 218 | | 9 | | 197 | | 8 | | 78 |
| 8 Restaurant keepers | 2,532 | 286 | 203 | 13 | 174 | 70 | 186 | 24 | 262 | 58 |
| 9 Saloon keepers | 8,223 | 183 | 463 | 2 | 10 | 3 | 390 | 3 | 680 | 6 |
| 10 Servants and waiters | 18,586 | 127,314 | 1,549 | 8,348 | 4,089 | 16,663 | 567 | 5,354 | 7,044 | 31,036 |
| 11 Servants | 12,485 | 123,788 | 1,154 | 7,721 | 3,585 | 16,584 | 530 | 5,167 | 6,059 | 30,916 |
| 12 Waiters | 6,101 | 3,526 | 395 | 627 | 504 | 79 | 37 | 187 | 985 | 120 |
| 13 Soldiers, sailors, and marines (U. S.) | 2,470 | | 1,339 | | 469 | | 388 | | 499 | |
| 14 Soldiers (U. S.) | 1,814 | | 529 | | 413 | | 383 | | 448 | |
| 15 Sailors (U. S.) | 400 | | 784 | | 54 | | | | 21 | |
| 16 Marines (U. S.) | 256 | | 76 | | 2 | | 5 | | 30 | |
| 17 Watchmen, policemen, firemen, etc. | 14,550 | 51 | 1,476 | 13 | 1,074 | 6 | 257 | 1 | 1,886 | 8 |
| 18 Watchmen, policemen, and detectives .. | 13,550 | 51 | 1,301 | 13 | 1,085 | 6 | 253 | 1 | 1,594 | 8 |
| 19 Firemen (fire department) | 1,000 | | 175 | | 89 | | 4 | | 242 | |
| 20 Other domestic and personal service .. | 1,865 | 785 | 259 | 90 | 122 | 46 | 43 | 3 | 451 | 49 |
| 21 Bootblacks | 498 | 5 | 68 | | 38 | 1 | 4 | | 240 | 5 |
| 22 Hunters, trappers, guides, and scouts .. | 29 | | 2 | | 2 | 1 | 12 | | 21 | |
| 23 Not specified | 1,338 | 780 | 189 | 90 | 82 | 44 | 27 | 3 | 190 | 44 |
| 24 Trade and transportation | 402,016 | 52,880 | 31,512 | 5,581 | 27,794 | 1,551 | 14,322 | 952 | 73,993 | 4,092 |
| 25 Agents | 18,889 | 859 | 1,621 | 104 | 1,098 | 29 | 1,446 | 81 | 3,812 | 117 |
| 26 Agents (insurance and real estate) .. | 9,757 | 130 | 882 | 12 | 441 | 13 | 512 | 5 | 1,427 | 39 |
| 27 Agents (not specified) | 9,132 | 729 | 739 | 92 | 657 | 16 | 934 | 26 | 1,885 | 78 |
| 28 Bankers and brokers | 5,182 | 17 | 417 | | 336 | 2 | 365 | | 894 | 4 |
| 29 Bankers and brokers (money and stocks) .. | 4,725 | 17 | 320 | | 233 | 1 | 359 | | 718 | 2 |
| 30 Brokers (commercial) | 457 | | 97 | | 103 | 1 | 6 | | 176 | 2 |
| 31 Boatmen and sailors | 2,961 | 4 | 454 | 1 | 644 | | 29 | 1 | 364 | 5 |
| 32 Boatmen and canalmen | 969 | 2 | 41 | 1 | 151 | | 9 | | 134 | 1 |
| 33 Pilots | 272 | 1 | 34 | | 57 | | 7 | | 99 | |
| 34 Sailors ¹ | 1,720 | 1 | 379 | | 436 | | 13 | 1 | 631 | 4 |
| 35 Bookkeepers and accountants ¹ | 15,066 | 6,690 | 1,586 | 1,368 | 1,008 | 120 | 336 | 100 | 2,506 | 381 |
| 36 Clerks and copyists ¹ | 57,192 | 8,787 | 4,244 | 994 | 2,475 | 202 | 1,000 | 163 | 6,797 | 551 |
| 37 Clerks and copyists | 51,134 | 8,680 | 3,676 | 907 | 2,206 | 199 | 891 | 160 | 5,965 | 536 |
| 38 Clerks (shipping) | 3,272 | 86 | 383 | 87 | 49 | | 16 | | 280 | 4 |
| 39 Letter and mail carriers | 2,786 | 21 | 185 | | 220 | 3 | 98 | 3 | 552 | 11 |
| 40 Commercial travelers | 4,573 | 44 | 737 | 5 | 486 | 2 | 429 | 3 | 1,918 | 16 |
| 41 Draymen, hackmen, teamsters, etc. | 53,065 | 85 | 5,494 | 9 | 3,054 | 6 | 1,399 | | 10,468 | 31 |
| 42 Draymen, teamsters, and expressmen .. | 49,765 | 83 | 5,013 | 9 | 2,730 | 6 | 1,331 | | 9,865 | 27 |
| 43 Carriage and hack drivers | 3,300 | 2 | 481 | | 324 | | 68 | | 603 | 4 |
| 44 Foremen and overseers | 6,063 | 205 | 229 | 12 | 461 | 6 | 301 | | 866 | 10 |
| 45 Foremen and overseers (livery stable) .. | 697 | | 29 | | 1 | | 3 | | 61 | |
| 46 Foremen and overseers (steam railroad) .. | 2,923 | | 74 | | 352 | 1 | 262 | | 666 | |
| 47 Foremen and overseers (street railway) .. | 79 | | 14 | | 4 | | | | 9 | |
| 48 Foremen and overseers (not specified) .. | 2,364 | 205 | 112 | 12 | 104 | 5 | 36 | | 130 | 10 |
| 49 Hostlers | 5,584 | 11 | 770 | | 488 | 1 | 217 | | 977 | 2 |
| 50 Hucksters and peddlers | 7,014 | 176 | 1,029 | 45 | 275 | 74 | 134 | 3 | 1,022 | 37 |
| 51 Livery stable keepers | 2,152 | 9 | 213 | 2 | 213 | | 355 | 1 | 607 | 1 |
| 52 Merchants and dealers (except wholesale) .. | 66,189 | 4,787 | 5,544 | 322 | 5,569 | 245 | 3,527 | 55 | 14,067 | 395 |
| 53 Boots and shoes | 1,518 | 87 | 129 | 1 | 50 | 5 | 36 | 1 | 144 | |
| 54 Cigars and tobacco | 2,159 | 321 | 64 | 1 | 22 | | 17 | | 172 | |
| 55 Clothing and men's furnishings | 1,745 | 38 | 118 | 3 | 66 | | 60 | | 186 | 1 |
| 56 Coal and wood | 1,860 | 16 | 220 | 3 | 57 | 2 | 31 | | 280 | 3 |
| 57 Drugs and medicines | 4,424 | 117 | 446 | 11 | 341 | 3 | 375 | 4 | 846 | 20 |
| 58 Dry goods, fancy goods, and notions .. | 2,730 | 513 | 165 | 44 | 364 | 29 | 131 | 8 | 1,585 | 29 |
| 59 General store | 1,957 | 92 | 19 | 2 | 462 | 8 | 483 | 9 | 579 | 13 |
| 60 Groceries | 13,062 | 1,449 | 1,418 | 89 | 1,236 | 62 | 353 | 7 | 2,935 | 149 |
| 61 Liquors and wines | 721 | 20 | 359 | 1 | 8 | | 24 | | 102 | |
| 62 Lumber | 1,296 | 7 | 85 | | 58 | | 148 | | 408 | 1 |
| 63 Produce and provisions | 3,701 | 118 | 298 | 1 | 95 | 7 | 80 | | 337 | 3 |
| 64 Not specified | 31,016 | 2,004 | 2,223 | 166 | 2,810 | 129 | 1,779 | 26 | 6,493 | 116 |
| 65 Merchants and dealers (wholesale) | 2,764 | 22 | 245 | 4 | 156 | 2 | 142 | 1 | 513 | 1 |
| 66 Messengers and errand and office boys .. | 9,069 | 601 | 648 | 23 | 338 | 10 | 27 | | 658 | 51 |
| 67 Bundle and cash boys | 842 | 425 | 53 | 8 | 13 | | 2 | | 61 | 7 |
| 68 Messengers | 6,677 | 184 | 469 | 6 | 288 | 10 | 22 | | 417 | 6 |
| 69 Office boys | 1,550 | 42 | 126 | 9 | 37 | | 3 | | 180 | 38 |
| 70 Officials of banks and companies | 5,723 | 92 | 487 | 14 | 466 | 8 | 274 | 10 | 1,103 | 14 |
| 71 Bank officials and cashiers | 877 | 9 | 93 | | 153 | 1 | 133 | 9 | 224 | 1 |
| 72 Officials (insurance and trust companies, etc.) .. | 573 | 9 | 55 | 1 | 16 | | 3 | | 39 | 2 |
| 73 Officials (trade companies) | 1,916 | 45 | 200 | 8 | 70 | 1 | 59 | | 219 | 5 |
| 74 Officials (transportation companies) | 2,362 | 29 | 139 | 3 | 227 | 6 | 79 | 1 | 621 | 6 |
| 75 Packers and shippers | 3,926 | 2,717 | 257 | 346 | 71 | 8 | 61 | 3 | 291 | 88 |
| 76 Porters and helpers (in stores, etc.) .. | 2,793 | 34 | 213 | 3 | 753 | 4 | 33 | | 2,750 | 28 |
| 77 Salesmen and saleswomen | 40,696 | 18,206 | 3,727 | 1,482 | 3,976 | 497 | 1,581 | 321 | 8,048 | 1,220 |

¹ See explanatory notes in table 91

OCCUPATIONS.

OCCUPATION (IN DETAIL), CLASSIFIED BY SEX, BY STATES AND TERRITORIES: 1900—Continued.

| TEXAS. | | UTAH. | | VERMONT. | | VIRGINIA. | | WASHINGTON. | | WEST VIRGINIA. | | WISCONSIN. | | WYOMING. | | |
|---------|----------|--------|----------|----------|----------|-----------|----------|-------------|----------|----------------|----------|------------|----------|----------|----------|----|
| Males. | Females. | Males. | Females. | Males. | Females. | Males. | Females. | Males. | Females. | Males. | Females. | Males. | Females. | Males. | Females. | |
| 1,163 | 18,201 | 158 | 597 | 182 | 542 | 541 | 19,500 | 868 | 702 | 175 | 1,698 | 634 | 3,136 | 80 | 138 | 1 |
| 797 | 17,875 | 134 | 561 | 109 | 502 | 409 | 19,347 | 641 | 589 | 116 | 1,683 | 397 | 2,792 | 71 | 182 | 2 |
| 366 | 326 | 24 | 36 | 73 | 40 | 182 | 153 | 227 | 113 | 59 | 65 | 287 | 344 | 9 | 6 | 3 |
| 197 | 1,561 | 14 | 452 | 108 | 683 | 202 | 3,024 | 105 | 799 | 83 | 458 | 266 | 2,158 | 6 | 63 | 4 |
| 14 | 90 | 1 | 19 | 5 | 58 | 10 | 224 | 5 | 59 | 2 | 18 | 184 | 184 | 1 | 2 | 5 |
| 183 | 1,318 | 13 | 326 | 103 | 624 | 192 | 2,577 | 100 | 721 | 81 | 400 | 266 | 1,747 | 6 | 60 | 6 |
| | 153 | | 107 | | 1 | | 223 | | 19 | | 40 | | 227 | | 1 | 7 |
| 1,078 | 159 | 76 | 21 | 70 | 11 | 324 | 105 | 399 | 92 | 146 | 34 | 377 | 109 | 50 | 16 | 8 |
| 2,218 | 25 | 262 | 2 | 38 | 2 | 463 | 19 | 1,058 | 8 | 512 | 9 | 5,303 | 143 | 269 | | 9 |
| 10,677 | 24,252 | 753 | 2,734 | 668 | 6,570 | 8,253 | 40,800 | 4,687 | 5,187 | 1,716 | 10,022 | 3,647 | 39,177 | 751 | 828 | 10 |
| 9,245 | 23,998 | 641 | 2,604 | 620 | 6,186 | 6,380 | 40,581 | 3,580 | 4,673 | 1,881 | 9,900 | 3,230 | 38,305 | 656 | 702 | 11 |
| 1,432 | 254 | 112 | 130 | 48 | 334 | 1,878 | 219 | 1,107 | 514 | 335 | 122 | 417 | 872 | 95 | 126 | 12 |
| 1,417 | | 245 | | 184 | | 1,818 | | 1,095 | | 150 | | 270 | | 456 | | 13 |
| 1,401 | | 241 | | 178 | | 1,209 | | 969 | | 147 | | 231 | | 456 | | 14 |
| 12 | | 4 | | 4 | | 359 | | 113 | | 3 | | 31 | | | | 15 |
| 4 | | | | 2 | | 250 | | 13 | | | | 8 | | | | 16 |
| 2,643 | 16 | 266 | | 286 | 1 | 1,787 | 8 | 920 | 2 | 806 | 2 | 2,532 | 17 | 87 | | 17 |
| 2,398 | 16 | 245 | | 266 | 1 | 1,671 | 8 | 766 | 2 | 778 | 2 | 2,019 | 17 | 87 | | 18 |
| 245 | | 21 | | 20 | | 116 | | 154 | | 28 | | 513 | | | | 19 |
| 595 | 62 | 82 | 4 | 45 | 23 | 402 | 112 | 359 | 64 | 94 | 17 | 524 | 140 | 44 | 2 | 20 |
| 195 | 2 | 13 | | 14 | | 103 | 6 | 70 | | 26 | | 50 | 1 | 3 | | 21 |
| 110 | 1 | 25 | | 3 | | 22 | | 133 | 12 | 9 | | 145 | | 26 | | 22 |
| 290 | 59 | 44 | 4 | 28 | 23 | 277 | 106 | 156 | 52 | 59 | 17 | 329 | 139 | 15 | 2 | 23 |
| 106,498 | 5,114 | 12,735 | 1,360 | 17,238 | 1,651 | 69,761 | 4,205 | 40,460 | 2,725 | 36,016 | 2,168 | 92,869 | 12,391 | 9,074 | 249 | 24 |
| 5,980 | 208 | 632 | 42 | 647 | 50 | 2,705 | 71 | 2,176 | 75 | 1,022 | 41 | 6,263 | 243 | 127 | 11 | 25 |
| 2,441 | 57 | 271 | 1 | 379 | 1 | 1,441 | 30 | 1,242 | 12 | 490 | 10 | 2,736 | 57 | 64 | 7 | 26 |
| 3,539 | 151 | 268 | 41 | 1,265 | 49 | 1,265 | 41 | 934 | 63 | 532 | 31 | 3,527 | 186 | 63 | 4 | 27 |
| 1,736 | 18 | 313 | 1 | 625 | | 625 | | 1,100 | 1 | 236 | 2 | 2,825 | 2 | 83 | | 28 |
| 1,516 | 18 | 285 | 1 | 474 | | 474 | | 919 | 1 | 214 | 2 | 2,770 | 2 | 78 | | 29 |
| 220 | | 28 | | 154 | | 154 | | 181 | | 22 | | 55 | | 5 | | 30 |
| 683 | 1 | 13 | | 2,343 | 3 | 2,343 | 3 | 4,954 | 2 | 444 | | 1,500 | 2 | 8 | | 31 |
| 146 | 1 | 3 | | 341 | | 341 | | 61 | | 92 | | 91 | 2 | | | 32 |
| 51 | | 12 | | 137 | 1 | 137 | 1 | 82 | | 109 | | 64 | | | | 33 |
| 486 | | 10 | | 1,865 | 2 | 1,865 | 2 | 4,811 | 2 | 243 | | 1,345 | | 8 | | 34 |
| 3,980 | 348 | 602 | 106 | 2,118 | 287 | 2,118 | 287 | 1,962 | 397 | 1,051 | 193 | 4,145 | 1,653 | 232 | 31 | 35 |
| 9,351 | 511 | 1,166 | 194 | 1,428 | 225 | 8,851 | 632 | 3,459 | 417 | 2,933 | 380 | 8,720 | 1,926 | 532 | 40 | 37 |
| 8,354 | 501 | 1,201 | 189 | 1,201 | 218 | 7,990 | 620 | 3,114 | 410 | 2,544 | 376 | 7,101 | 1,910 | 495 | 39 | 38 |
| 266 | 2 | 41 | 1 | 78 | 2 | 219 | 3 | 154 | 2 | 132 | 1 | 1,000 | | | | 39 |
| 731 | 8 | 101 | 4 | 149 | 5 | 642 | 9 | 191 | 5 | 237 | 3 | 619 | 7 | 37 | 1 | 39 |
| 2,501 | 29 | 303 | 3 | 406 | 11 | 1,250 | 13 | 571 | 8 | 614 | 3 | 2,737 | 27 | 23 | | 40 |
| 10,889 | 31 | 1,550 | 4 | 2,771 | 6 | 7,605 | 30 | 4,652 | 3 | 5,675 | 8 | 12,449 | 9 | 1,861 | | 41 |
| 9,972 | 30 | 1,494 | 4 | 2,534 | 6 | 7,182 | 27 | 4,525 | 2 | 5,588 | 8 | 11,786 | 9 | 1,829 | | 42 |
| 917 | 1 | 56 | | 237 | | 423 | 3 | 127 | 1 | 37 | | 663 | | 32 | | 43 |
| 1,614 | 6 | 202 | 2 | 259 | | 996 | 21 | 531 | 3 | 758 | 6 | 1,374 | 29 | 284 | | 44 |
| 19 | | 5 | | 29 | | 29 | | 37 | | 37 | | 68 | | 9 | | 45 |
| 1,408 | 1 | 180 | | 724 | 1 | 724 | 1 | 456 | | 633 | | 1,029 | | 255 | | 46 |
| 10 | | 1 | | 5 | | 5 | | 7 | | 3 | | 27 | | 20 | | 47 |
| 177 | 5 | 16 | 2 | 238 | 20 | 238 | 20 | 100 | 3 | 85 | 6 | 250 | 29 | 20 | | 48 |
| 1,484 | 4 | 95 | | 1,104 | 3 | 1,104 | 3 | 206 | | 480 | 1 | 1,321 | | 61 | | 49 |
| 1,771 | 69 | 165 | 7 | 656 | 51 | 656 | 51 | 187 | 4 | 251 | 9 | 1,129 | 43 | 13 | 1 | 50 |
| 1,095 | 6 | 75 | | 359 | 6 | 359 | 6 | 297 | | 248 | 1 | 892 | 6 | 72 | | 51 |
| 23,161 | 526 | 1,914 | 103 | 3,303 | 77 | 13,928 | 524 | 6,885 | 167 | 6,361 | 175 | 17,161 | 646 | 698 | 30 | 52 |
| 124 | 3 | 79 | | 143 | | 143 | | 93 | 1 | 61 | 2 | 510 | 6 | 9 | 2 | 53 |
| 79 | 1 | 21 | 1 | 516 | 4 | 516 | 4 | 183 | 8 | 25 | 1 | 201 | 7 | 5 | 1 | 54 |
| 163 | 5 | 42 | 2 | 220 | 2 | 220 | 2 | 123 | 2 | 103 | 1 | 442 | 6 | 7 | | 55 |
| 275 | 1 | 44 | | 252 | 3 | 252 | 3 | 101 | | 71 | | 328 | 1 | 17 | | 56 |
| 2,265 | 31 | 166 | 1 | 725 | 6 | 725 | 6 | 526 | 14 | 343 | 1 | 1,341 | 31 | 74 | 1 | 57 |
| 2,111 | 38 | 69 | 1 | 846 | 47 | 846 | 47 | 537 | 29 | 416 | 15 | 900 | 71 | 23 | 4 | 58 |
| 1,636 | 40 | 116 | 7 | 610 | 15 | 610 | 15 | 457 | 8 | 516 | 3 | 1,123 | 33 | 66 | 6 | 59 |
| 5,282 | 136 | 297 | 39 | 2,783 | 18 | 2,783 | 178 | 1,027 | 20 | 963 | 66 | 2,726 | 179 | 87 | 2 | 60 |
| 189 | | 35 | | 131 | 1 | 131 | 1 | 109 | 1 | 23 | | 193 | | 25 | 1 | 61 |
| 530 | 2 | 37 | | 334 | | 334 | | 85 | | 220 | 1 | 509 | 1 | 9 | | 62 |
| 345 | 4 | 61 | 1 | 156 | 2 | 156 | 2 | 145 | 10 | 121 | 3 | 751 | 16 | 10 | | 63 |
| 10,162 | 215 | 1,010 | 51 | 7,002 | 239 | 7,002 | 239 | 2,994 | 74 | 3,494 | 77 | 8,132 | 290 | 361 | 13 | 64 |
| 829 | 5 | 75 | | 621 | 4 | 621 | 4 | 235 | 1 | 155 | 2 | 303 | 3 | 6 | | 65 |
| 740 | 15 | 162 | 2 | 707 | 16 | 707 | 16 | 235 | 2 | 159 | 5 | 311 | 212 | 21 | | 66 |
| 72 | 2 | 41 | | 19 | 5 | 19 | 5 | 15 | 2 | 5 | | 113 | 160 | | | 67 |
| 504 | 7 | 102 | | 565 | 9 | 565 | 9 | 189 | | 137 | 1 | 510 | 17 | 16 | | 68 |
| 164 | 6 | 19 | 2 | 123 | 2 | 123 | 2 | 31 | | 17 | 1 | 183 | 35 | 5 | | 69 |
| 1,960 | 29 | 322 | 5 | 1,086 | 9 | 1,086 | 9 | 792 | 7 | 565 | 8 | 1,635 | 30 | 87 | 1 | 70 |
| 448 | 4 | 49 | | 181 | 2 | 181 | 2 | 91 | 1 | 132 | 1 | 344 | 8 | 24 | | 71 |
| 48 | 6 | 14 | 1 | 69 | 1 | 69 | 1 | 27 | | 14 | | 93 | | 1 | | 72 |
| 343 | 3 | 99 | 3 | 197 | 2 | 197 | 2 | 224 | 5 | 124 | 3 | 403 | 11 | 23 | | 73 |
| 1,121 | 22 | 173 | 2 | 639 | 6 | 639 | 6 | 450 | 1 | 295 | 4 | 795 | 11 | 39 | 1 | 74 |
| 268 | 29 | 50 | 15 | 442 | 359 | 442 | 359 | 944 | 38 | 137 | 132 | 1,002 | 652 | 8 | | 75 |
| 1,541 | 14 | 84 | 1 | 1,670 | 18 | 1,670 | 18 | 237 | | 190 | | 349 | 7 | 23 | | 76 |
| 13,631 | 1,808 | 1,372 | 592 | 2,026 | 445 | 6,301 | 1,306 | 3,335 | 644 | 3,119 | 668 | 8,991 | 4,305 | 471 | 64 | 77 |

TABLE 93.—TOTAL PERSONS 10 YEARS OF AGE AND OVER ENGAGED IN EACH SPECIFIED

| OCCUPATIONS. | PENNSYLVANIA. | | RHODE ISLAND. | | SOUTH CAROLINA. | | SOUTH DAKOTA. | | TENNESSEE. | |
|---|---------------|----------|---------------|----------|-----------------|----------|---------------|----------|------------|----------|
| | Males. | Females. | Males. | Females. | Males. | Females. | Males. | Females. | Males. | Females. |
| Trade and transportation—Continued. | | | | | | | | | | |
| 1 Steam railroad employees..... | 66,931 | 239 | 1,993 | 4 | 4,833 | 18 | 2,333 | 4 | 12,927 | 43 |
| 2 Baggage men..... | 1,783 | 1 | 154 | | 69 | | 34 | | 223 | |
| 3 Brakemen..... | 13,642 | 3 | 237 | | 193 | | 169 | | 1,074 | 1 |
| 4 Conductors..... | 3,134 | | 178 | | 278 | | 91 | | 710 | 1 |
| 5 Engineers and firemen..... | 13,561 | 4 | 349 | | 728 | | 310 | | 1,963 | 4 |
| 6 Laborers..... | 23,633 | 165 | 615 | 1 | 2,304 | 14 | 1,435 | 3 | 6,372 | 24 |
| 7 Station agents and employees..... | 4,130 | 64 | 130 | 3 | 438 | 4 | 271 | 1 | 944 | 13 |
| 8 Switchmen, yardmen, and flagmen..... | 5,048 | 2 | 230 | | 318 | | 23 | | 1,136 | |
| 9 Stenographers and typewriters ¹ | 2,584 | 6,540 | 79 | 590 | 117 | 195 | 64 | 204 | 398 | 783 |
| 10 Stenographers..... | 2,243 | 5,378 | 59 | 438 | 105 | 173 | 58 | 193 | 376 | 735 |
| 11 Typewriters..... | 341 | 1,162 | 20 | 152 | 12 | 22 | 6 | 11 | 22 | 48 |
| 12 Street railway employees..... | 7,993 | 5 | 801 | | 129 | | 4 | | 764 | 1 |
| 13 Conductors..... | 2,745 | 1 | 303 | | 52 | | 2 | | 279 | 1 |
| 14 Drivers..... | 41 | | 7 | | 1 | | | | 1 | |
| 15 Laborers..... | 438 | 2 | 35 | | 17 | | | | 43 | |
| 16 Motormen..... | 4,712 | 1 | 446 | | 53 | | | | 426 | |
| 17 Station agents and employees..... | 57 | 1 | 10 | | 6 | | | | 10 | |
| 18 Telegraph and telephone linemen..... | 1,539 | | 84 | | 129 | | 26 | | 223 | |
| 19 Telegraph and telephone operators..... | 5,730 | 1,988 | 165 | 165 | 398 | 120 | 181 | 50 | 893 | 307 |
| 20 Telegraph operators..... | 5,415 | 700 | 140 | 40 | 371 | 84 | 174 | 15 | 785 | 71 |
| 21 Telephone operators..... | 315 | 1,288 | 25 | 125 | 27 | 86 | 7 | 35 | 108 | 236 |
| 22 Undertakers..... | 1,307 | 65 | 132 | 1 | 71 | 1 | 30 | | 219 | 2 |
| 23 Other persons in trade and transportation..... | 6,426 | 647 | 343 | 37 | 206 | 1 | 28 | 2 | 908 | 69 |
| 24 Auctioneers..... | 318 | | 30 | | 11 | | 7 | | 24 | |
| 25 Decorators, drapers, and window dressers..... | 186 | 37 | 1 | 1 | 1 | | 1 | 1 | 16 | 1 |
| 26 Newspaper carriers and newsboys..... | 923 | 5 | 24 | | 30 | | 1 | | 142 | |
| 27 Weighers, gaugers, and measurers..... | 967 | 27 | 2 | 2 | 66 | | 1 | | 72 | 1 |
| 28 Not specified..... | 4,032 | 578 | 247 | 34 | 108 | 1 | 18 | 1 | 654 | 67 |
| 29 Manufacturing and mechanical pursuits ¹ | 822,122 | 160,727 | 71,378 | 29,784 | 42,669 | 16,062 | 12,429 | 1,898 | 69,653 | 11,427 |
| <i>Building trades.</i> | | | | | | | | | | |
| 30 Carpenters and joiners..... | 56,260 | 40 | 5,132 | 6 | 5,529 | 13 | 2,334 | | 9,110 | 6 |
| 31 Carpenters and joiners..... | 54,833 | 39 | 5,043 | 6 | 5,406 | 13 | 2,362 | | 9,068 | 6 |
| 32 Ship carpenters..... | 343 | | 52 | | 36 | | 3 | | 25 | |
| 33 Apprentices and helpers..... | 534 | 1 | 37 | | 37 | | 19 | | 17 | |
| 34 Masons (brick and stone)..... | 19,525 | 39 | 1,529 | | 1,338 | 1 | 644 | | 2,448 | 2 |
| 35 Masons..... | 13,133 | 39 | 1,436 | | 1,312 | 1 | 628 | | 2,253 | 2 |
| 36 Masons' laborers..... | 1,092 | | 65 | | 15 | | 6 | | 181 | |
| 37 Apprentices and helpers..... | 233 | | 28 | | 11 | | 10 | | 14 | |
| 38 Painters, glaziers, and varnishers..... | 24,231 | 180 | 2,944 | 10 | 1,190 | 1 | 661 | 2 | 2,791 | 16 |
| 39 Painters, glaziers, and varnishers..... | 22,472 | 174 | 2,701 | 10 | 1,140 | 1 | 648 | 2 | 2,651 | 16 |
| 40 Painters (carriages and wagons)..... | 1,474 | 5 | 235 | | 43 | | 10 | | 126 | |
| 41 Apprentices and helpers..... | 285 | 1 | 8 | | 7 | | 3 | | 14 | |
| 42 Paper hangers..... | 3,662 | 27 | 126 | 1 | 13 | | 21 | | 224 | 3 |
| 43 Paper hangers..... | 3,619 | 26 | 126 | | 13 | | 21 | | 224 | 3 |
| 44 Apprentices and helpers..... | 43 | 1 | | 1 | | | | | | |
| 45 Plasterers..... | 4,541 | 2 | 173 | | 148 | | 130 | | 512 | 3 |
| 46 Plasterers..... | 4,468 | 2 | 173 | | 148 | | 129 | | 509 | 3 |
| 47 Apprentices and helpers..... | 73 | | | | | | 1 | | 3 | |
| 48 Plumbers and gas and steam fitters..... | 11,041 | 11 | 1,252 | 1 | 195 | | 88 | | 660 | 1 |
| 49 Plumbers and gas and steam fitters..... | 10,364 | 11 | 1,195 | 1 | 183 | | 87 | | 616 | 1 |
| 50 Apprentices and helpers..... | 677 | | 57 | | 7 | | 1 | | 44 | |
| 51 Roofers and slaters..... | 1,840 | | 66 | | 8 | | 3 | | 39 | 1 |
| 52 Roofers and slaters..... | 1,809 | | 65 | | 8 | | 3 | | 36 | 1 |
| 53 Apprentices and helpers..... | 31 | | 1 | | | | | | 3 | |
| 54 Mechanics (not otherwise specified)..... | 345 | 1 | 33 | | 176 | 1 | 22 | | 340 | |
| <i>Chemical and allied products.</i> | | | | | | | | | | |
| 55 Oil well and oil works employees..... | 7,109 | 4 | 35 | | 125 | | | | 297 | 6 |
| 56 Oil well employees..... | 6,413 | 2 | 1 | | | | | | 1 | 5 |
| 57 Oil works employees..... | 696 | 2 | 34 | | 125 | | | | 297 | |
| 58 Other chemical workers..... | 1,233 | 476 | 127 | 17 | 405 | 1 | | | 109 | 14 |
| 59 Chemical works employees..... | 845 | 233 | 103 | 17 | 20 | | | | 42 | 14 |
| 60 Fertilizer makers..... | 33 | | 13 | | 382 | 1 | | | 36 | |
| 61 Powder and cartridge makers..... | 299 | 243 | 10 | | | | | | 31 | |
| 62 Salt works employees..... | 49 | | 1 | | | | | | | |
| 63 Starch makers..... | 2 | | | | 3 | | | | | |
| <i>Clay, glass, and stone products.</i> | | | | | | | | | | |
| 64 Brick and tile makers, etc..... | 6,725 | 41 | 65 | 1 | 644 | 11 | 33 | | 673 | |
| 65 Brick makers..... | 6,459 | 10 | 49 | 1 | 644 | 11 | 31 | | 662 | |
| 66 Tile makers..... | 182 | 30 | 14 | | | | 2 | | 16 | |
| 67 Terra cotta workers..... | 84 | 1 | 2 | | | | | | | |
| 68 Glass workers..... | 14,737 | 1,028 | 30 | | | | 3 | | 8 | |
| 69 Marble and stone cutters..... | 6,466 | 22 | 719 | | 152 | | 89 | | 781 | |
| 70 Potters..... | 1,026 | 286 | 19 | 3 | 13 | | | | 31 | 1 |
| <i>Fishing and mining.</i> | | | | | | | | | | |
| 71 Fishermen and oystermen ¹ | 559 | | 723 | 2 | 567 | 4 | 23 | | 516 | 3 |
| 72 Miners and quarrymen ¹ | 180,474 | 452 | 162 | 1 | 1,375 | 10 | 2,415 | 4 | 10,330 | 42 |
| 73 Miners (coal)..... | 166,412 | 407 | 24 | | 1 | | 5 | | 6,002 | 6 |
| 74 Miners (gold and silver)..... | 244 | | 3 | | 112 | 3 | 1,202 | | 7 | |
| 75 Miners (not otherwise specified)..... | 6,074 | 31 | 9 | | 536 | 1 | 1,157 | 3 | 4,234 | 36 |
| 76 Quarrymen..... | 7,744 | 14 | 126 | 1 | 926 | 6 | 51 | | 647 | |

*

¹See explanatory notes in table 91.

OCCUPATIONS.

OCCUPATION (IN DETAIL), CLASSIFIED BY SEX, BY STATES AND TERRITORIES: 1900—Continued.

| TEXAS. | | UTAH. | | VERMONT. | | VIRGINIA. | | WASHINGTON. | | WEST VIRGINIA. | | WISCONSIN. | | WYOMING. | |
|--------|----------|--------|----------|----------|----------|-----------|----------|-------------|----------|----------------|----------|------------|----------|----------|----------|
| Males. | Females. | Males. | Females. | Males. | Females. | Males. | Females. | Males. | Females. | Males. | Females. | Males. | Females. | Males. | Females. |
| 19,281 | 50 | 3,030 | 2 | 3,182 | 8 | 12,866 | 45 | 6,359 | 4 | 9,964 | 22 | 14,132 | 16 | 4,154 | 1 |
| 280 | | 83 | 1 | 152 | 1 | 260 | | 86 | | 91 | | 584 | | 19 | |
| 1,713 | | 269 | | 378 | | 1,078 | 2 | 502 | | 1,375 | 1 | 1,713 | | 352 | |
| 1,109 | | 150 | | 216 | | 704 | | 299 | | 700 | | 915 | | 146 | |
| 3,609 | 10 | 532 | 1 | 606 | 1 | 1,987 | 5 | 1,142 | | 2,108 | | 3,052 | | 741 | 5 |
| 9,719 | 28 | 1,649 | | 1,341 | 1 | 7,000 | 24 | 3,692 | 1 | 4,756 | 13 | 5,635 | 8 | 2,643 | 1 |
| 1,622 | 12 | 173 | | 329 | 4 | 1,104 | 14 | 399 | 2 | 507 | 8 | 1,095 | 8 | 111 | |
| 1,229 | | 174 | | 160 | 1 | 733 | | 239 | 1 | 427 | | 1,188 | | 142 | 7 |
| 724 | 788 | 148 | 218 | 70 | 325 | 437 | 513 | 253 | 706 | 160 | 328 | 577 | 2,027 | 43 | 62 |
| 681 | 715 | 144 | 206 | 67 | 301 | 388 | 431 | 247 | 638 | 147 | 296 | 543 | 1,921 | 43 | 60 |
| 43 | 43 | 4 | 12 | 3 | 24 | 49 | 87 | 11 | 68 | 13 | 32 | 34 | 106 | 2 | 11 |
| 539 | | 166 | | 113 | | 785 | 1 | 554 | 1 | 206 | 1 | 1,146 | 1 | 9 | 12 |
| 128 | | 75 | | 48 | | 293 | | 243 | | 73 | | 466 | | 4 | 13 |
| 27 | | 2 | | 1 | | 17 | | 3 | | 11 | | 11 | | | 14 |
| 50 | | 16 | | 6 | | 104 | 1 | 50 | | 9 | | 102 | | | 15 |
| 326 | | 71 | | 50 | | 365 | | 247 | 1 | 120 | | 552 | | 5 | 16 |
| 3 | | 2 | | 8 | | 6 | | 11 | | 1 | 1 | 15 | | | 17 |
| 428 | | 39 | | 43 | | 205 | | 155 | | 123 | | 387 | | 52 | 18 |
| 1,324 | 635 | 170 | 61 | 177 | 82 | 1,142 | 242 | 431 | 299 | 588 | 168 | 1,359 | 512 | 147 | 8 |
| 1,204 | 192 | 167 | 28 | 160 | 25 | 1,094 | 49 | 405 | 81 | 566 | 61 | 1,297 | 139 | 145 | 6 |
| 120 | 443 | 3 | 33 | 17 | 54 | 48 | 193 | 26 | 218 | 22 | 107 | 62 | 373 | 2 | 20 |
| 147 | 5 | 31 | | 68 | | 244 | 4 | 83 | 1 | 122 | | 282 | 5 | 3 | 22 |
| 841 | 9 | 99 | 3 | 94 | 10 | 711 | 42 | 292 | 5 | 455 | 11 | 379 | 35 | 41 | 23 |
| 26 | | 2 | | 10 | | 32 | | 22 | | 13 | | 29 | | 1 | 24 |
| 36 | 2 | 3 | | | | 22 | | 20 | | 4 | 4 | 2 | | | 25 |
| 147 | | 12 | 1 | 7 | | 109 | | 41 | | 34 | | 97 | | 4 | 26 |
| 287 | | 7 | | 5 | | 64 | 1 | 8 | | 100 | | 125 | 1 | 6 | 27 |
| 345 | 7 | 75 | 2 | 72 | 10 | 434 | 41 | 201 | 5 | 302 | 6 | 549 | 32 | 30 | 28 |
| 69,753 | 10,414 | 17,972 | 2,440 | 30,104 | 6,076 | 93,708 | 16,513 | 55,376 | 3,580 | 62,672 | 5,119 | 146,827 | 29,687 | 9,113 | 501 |
| 12,421 | 12 | 1,949 | 1 | 3,551 | 3 | 12,992 | 9 | 7,671 | | 6,483 | 2 | 18,370 | 9 | 873 | 2 |
| 12,311 | 12 | 1,940 | 1 | 3,534 | 3 | 12,052 | 9 | 7,187 | | 6,407 | 2 | 18,076 | 9 | 868 | 2 |
| 78 | | 1 | | 2 | | 857 | | 459 | | 44 | | 202 | | 5 | |
| 32 | | 8 | | 15 | | 33 | | 25 | | 32 | | 92 | | | |
| 2,013 | 7 | 727 | | 811 | 1 | 2,624 | 9 | 1,034 | 2 | 1,625 | 1 | 5,337 | | 221 | 34 |
| 1,902 | 7 | 699 | | 786 | 1 | 2,325 | 5 | 1,012 | 2 | 1,563 | 1 | 5,017 | | 213 | 35 |
| 90 | | 19 | | 12 | | 279 | 4 | 16 | | 52 | | 188 | | 6 | 36 |
| 21 | | 9 | | 13 | | 20 | | 6 | | 10 | | 132 | | 2 | 37 |
| 3,798 | 15 | 621 | | 1,622 | 26 | 3,243 | 15 | 1,631 | 3 | 1,440 | 4 | 7,606 | 75 | 221 | 38 |
| 3,635 | 14 | 600 | | 1,560 | 26 | 3,060 | 14 | 1,576 | 3 | 1,397 | 3 | 7,020 | 74 | 214 | 39 |
| 147 | 1 | 18 | | 59 | | 167 | 1 | 47 | | 38 | 1 | 540 | | 6 | 40 |
| 16 | | 3 | | 3 | | 16 | | 8 | | 5 | | 46 | 1 | 1 | 41 |
| 153 | | 66 | 2 | 51 | | 190 | 1 | 110 | | 91 | 4 | 363 | 10 | 16 | 42 |
| 153 | | 66 | 2 | 50 | | 189 | 1 | 110 | | 89 | 4 | 361 | 10 | 16 | 43 |
| | | 1 | | 1 | | 1 | | 2 | | 2 | | 2 | | | 44 |
| 241 | 1 | 171 | | 19 | | 1,048 | 5 | 345 | | 354 | | 495 | | 67 | 45 |
| 240 | 1 | 170 | | 19 | | 1,041 | 5 | 341 | | 352 | | 486 | | 67 | 46 |
| 1 | | 1 | | | | 7 | | 4 | | 2 | | 9 | | | 47 |
| 638 | | 158 | | 355 | | 993 | 1 | 679 | | 427 | 1 | 1,379 | 2 | 75 | 48 |
| 624 | | 155 | | 341 | | 922 | 1 | 655 | | 407 | 1 | 1,763 | 2 | 75 | 49 |
| 14 | | 3 | | 14 | | 71 | | 24 | | 20 | | 116 | | | 50 |
| 34 | | 10 | | 60 | | 54 | | 17 | | 39 | | 72 | | | 51 |
| 34 | | 10 | | 60 | | 53 | | 17 | | 39 | | 71 | | | 52 |
| | | | | 1 | | 1 | | | | 1 | | 1 | | | 53 |
| 331 | 1 | 29 | | 98 | | 284 | 1 | 122 | | 60 | | 125 | | 7 | 54 |
| 651 | 2 | 1 | | | | 18 | | 1 | | 2,936 | | 14 | | 6 | 55 |
| 98 | | | | | | 1 | | | | 2,893 | | | | 3 | 56 |
| 533 | 2 | 1 | | | | 17 | | 1 | | 43 | | 14 | | 3 | 57 |
| 23 | 5 | 22 | | 11 | 2 | 213 | 43 | 9 | 1 | 30 | | 67 | 6 | | 58 |
| 21 | 2 | 5 | | 10 | 2 | 70 | 36 | 4 | 1 | 4 | | 49 | 5 | | 59 |
| | | 1 | | | | 134 | | 4 | | 4 | | | | | 60 |
| | | | | 1 | | 4 | 7 | 1 | | 3 | | 14 | | | 61 |
| 2 | 3 | 16 | | | | 4 | | | | 27 | | 2 | 1 | | 62 |
| | | | | | | 1 | | | | | | 2 | | | 63 |
| 694 | 1 | 152 | | 66 | | 1,086 | 5 | 188 | | 549 | 1 | 1,036 | 2 | 15 | 64 |
| 681 | 1 | 149 | | 66 | | 1,079 | 5 | 185 | | 518 | 1 | 1,020 | 2 | 15 | 65 |
| 12 | | 3 | | | | 7 | | 3 | | 13 | | 16 | | | 66 |
| 1 | | | | | | | | | | 18 | | | | | 67 |
| 5 | | 3 | | 5 | 1 | 87 | 1 | 28 | | 1,176 | 175 | 298 | 4 | 2 | 68 |
| 425 | 1 | 147 | | 4,113 | | 586 | | 232 | 1 | 499 | | 1,020 | | 73 | 69 |
| 67 | 1 | 12 | | 13 | | 20 | | 22 | | 379 | 214 | 23 | | | 70 |
| 706 | 6 | 22 | | 21 | | 9,220 | 55 | 3,186 | 39 | 27 | | 1,243 | 4 | 2 | 71 |
| 3,225 | 4 | 6,629 | 14 | 2,179 | | 7,369 | 29 | 11,823 | 32 | 20,797 | 46 | 2,914 | 1 | 3,923 | 4 |
| 2,604 | 4 | 929 | 2 | 2 | | 2,799 | 6 | 3,121 | 7 | 19,773 | 41 | 10 | | 2,637 | 72 |
| 166 | | 2,386 | 3 | 3 | | 76 | 4 | 3,321 | 10 | 11 | | 19 | | 429 | 74 |
| 355 | | 2,726 | 9 | 166 | | 3,686 | 17 | 5,187 | 15 | 633 | 3 | 2,194 | 1 | 800 | 2 |
| 110 | | 88 | | 2,003 | | 808 | 2 | 194 | | 380 | 2 | 691 | | 7 | 76 |

STATISTICS OF POPULATION.

TABLE 93.—TOTAL PERSONS 10 YEARS OF AGE AND OVER ENGAGED IN EACH SPECIFIED

| OCCUPATIONS. | PENNSYLVANIA. | | RHODE ISLAND. | | SOUTH CAROLINA. | | SOUTH DAKOTA. | | TENNESSEE. | |
|---|---------------|----------|---------------|----------|-----------------|----------|---------------|----------|------------|----------|
| | Males. | Females. | Males. | Females. | Males. | Females. | Males. | Females. | Males. | Females. |
| Manufacturing and mechanical pursuits ¹ —Con. | | | | | | | | | | |
| <i>Food and kindred products.</i> | | | | | | | | | | |
| 1 Bakers | 9,998 | 490 | 812 | 36 | 290 | 11 | 110 | 11 | 393 | 21 |
| 2 Butchers | 12,697 | 53 | 715 | 1 | 442 | 1 | 396 | 1 | 843 | 3 |
| 3 Butter and cheese makers | 1,567 | 64 | 54 | 4 | 37 | 8 | 187 | 2 | 57 | 11 |
| 4 Confectioners | 2,743 | 1,300 | 157 | 38 | 40 | 5 | 42 | 9 | 245 | 47 |
| 5 Millers | 4,027 | 11 | 58 | | 436 | 2 | 241 | 1 | 1,668 | 9 |
| 6 Other food preparers | 551 | 279 | 51 | 1 | 11 | 2 | 1 | | 29 | 2 |
| 7 Fish curers and packers | 11 | 1 | 2 | | | | | | | |
| 8 Meat and fruit canners and preservers | 185 | 251 | 16 | 1 | 8 | 2 | | | 3 | 1 |
| 9 Meat packers, curers, and picklers | 74 | 15 | 21 | | 3 | | 1 | | 24 | 1 |
| 10 Sugar makers and refiners | 221 | 1 | | | | | | | 1 | |
| 11 Not specified | 60 | 11 | 12 | | | | | | 1 | |
| <i>Iron and steel and their products.</i> | | | | | | | | | | |
| 12 Blacksmiths | 23,384 | 49 | 1,494 | 1 | 1,554 | 3 | 1,014 | | 4,863 | 6 |
| 13 Blacksmiths | 21,865 | 47 | 1,865 | 1 | 1,509 | 3 | 995 | | 4,792 | 6 |
| 14 Apprentices and helpers | 1,519 | 2 | 69 | | 45 | | 19 | | 71 | |
| 15 Iron and steel workers ¹ | 78,833 | 370 | 3,338 | 169 | 196 | 1 | 76 | 1 | 2,550 | 7 |
| 16 Iron and steel workers | 65,642 | 324 | 2,269 | 162 | 110 | 1 | 56 | 1 | 1,503 | 5 |
| 17 Molders ¹ | 13,191 | 46 | 1,069 | 7 | 86 | | 20 | | 1,047 | 2 |
| 18 Machinists | 39,808 | 58 | 6,490 | 14 | 1,171 | 6 | 176 | | 2,154 | 1 |
| 19 Machinists | 37,204 | 53 | 6,157 | 14 | 1,093 | 4 | 174 | | 2,073 | 1 |
| 20 Apprentices and helpers | 2,604 | 5 | 333 | | 78 | 2 | 2 | | 81 | |
| 21 Steam boiler makers | 5,432 | | 235 | | 70 | | 35 | | 369 | |
| 22 Steam boiler makers | 5,123 | | 231 | | 68 | | 35 | | 350 | |
| 23 Helpers | 309 | | 4 | | 2 | | | | 19 | |
| 24 Stove, furnace, and grate makers | 2,100 | 7 | 38 | | 3 | | 5 | | 279 | |
| 25 Tool and cutlery makers | 4,025 | 151 | 846 | 64 | 13 | | 2 | | 139 | |
| 26 Wheelwrights | 1,702 | | 144 | | 217 | | 48 | | 116 | 2 |
| 27 Wire workers | 2,178 | 110 | 303 | 190 | 2 | | 1 | | 26 | |
| <i>Leather and its finished products.</i> | | | | | | | | | | |
| 28 Boot and shoe makers and repairers | 14,003 | 2,506 | 693 | 121 | 548 | 6 | 193 | | 1,022 | 16 |
| 29 Boot and shoe factory operatives | 3,257 | 2,420 | 27 | 28 | 4 | | | | 63 | 11 |
| 30 Shoemakers (not in shoe factory) | 10,691 | 81 | 666 | 93 | 538 | 6 | 193 | | 959 | 5 |
| 31 Apprentices | 55 | 5 | | | 6 | | | | | |
| 32 Harness and saddle makers and repairers | 2,799 | 19 | 220 | 12 | 82 | 2 | 333 | | 553 | 8 |
| 33 Leather curriers and tanners | 8,450 | 241 | 110 | 3 | 15 | | 6 | | 167 | 1 |
| 34 Curriers | 3,381 | 141 | 42 | 1 | 4 | | 1 | | 14 | |
| 35 Tanners | 5,057 | 97 | 68 | 2 | 11 | | 5 | | 153 | 1 |
| 36 Apprentices | 12 | 3 | | | | | | | | |
| 37 Trunk and leather-case makers, etc. | 452 | 374 | 7 | | 1 | | | | 76 | 1 |
| 38 Trunk makers | 189 | 8 | 6 | | 1 | | | | 72 | 1 |
| 39 Leather-case and pocketbook makers | 263 | 366 | 1 | | | | | | 4 | |
| <i>Liquors and beverages.</i> | | | | | | | | | | |
| 40 Bottlers and soda water makers, etc. | 1,341 | 78 | 115 | 5 | 10 | | 15 | | 42 | 7 |
| 41 Bottlers | 1,315 | 78 | 110 | 4 | 10 | | 13 | | 42 | 7 |
| 42 Mineral and soda water makers | 26 | | 5 | 1 | | | 2 | | | |
| 43 Brewers and maltsters | 2,050 | 9 | 112 | 1 | 22 | | 27 | | 122 | 1 |
| 44 Distillers and rectifiers | 268 | 6 | 2 | | 63 | | | | 58 | |
| <i>Lumber and its remanufactures.</i> | | | | | | | | | | |
| 45 Cabinet makers | 3,090 | | 226 | | 88 | | 22 | | 526 | |
| 46 Coopers | 2,547 | 21 | 86 | | 257 | 1 | 12 | | 587 | |
| 47 Saw and planing mill employees | 7,509 | 14 | 144 | 2 | 2,722 | 15 | 88 | | 4,623 | 25 |
| 48 Saw and planing mill employees | 6,965 | 14 | 102 | 2 | 2,694 | 14 | 68 | | 4,361 | 24 |
| 49 Lumber yard employees | 544 | | 42 | | 28 | 1 | 20 | | 262 | 1 |
| 50 Other woodworkers | 8,450 | 1,132 | 608 | 8 | 215 | 1 | 15 | | 1,672 | 66 |
| 51 Basket makers | 328 | 44 | 7 | 1 | 80 | | | | 68 | 10 |
| 52 Box makers (wood) | 492 | 337 | 33 | 1 | 1 | | | | 60 | 8 |
| 53 Furniture manufactory employees | 1,991 | 52 | 39 | 2 | 16 | | | | 345 | 25 |
| 54 Piano and organ makers | 337 | 8 | 37 | | 5 | | 3 | | 11 | |
| 55 Not specified | 5,302 | 691 | 492 | 4 | 113 | 1 | 12 | | 1,188 | 28 |
| <i>Metals and metal products other than iron and steel.</i> | | | | | | | | | | |
| 56 Brass workers | 2,661 | 38 | 167 | 7 | 5 | | 2 | | 26 | |
| 57 Brass workers | 1,871 | 33 | 114 | 7 | 2 | | 2 | | 14 | |
| 58 Molders ¹ | 750 | 5 | 52 | | 3 | | | | 12 | |
| 59 Helpers | 40 | | 1 | | | | | | | |
| 60 Clock and watch makers and repairers | 1,668 | 253 | 122 | | 86 | | 45 | | 162 | |
| 61 Clock factory operatives | 40 | 2 | 6 | | 2 | | | | | |
| 62 Watch factory operatives | 1,270 | 248 | 74 | | 36 | | 11 | | 59 | |
| 63 Clock and watch repairers | 358 | 3 | 42 | | 43 | | 34 | | 103 | |
| 64 Gold and silver workers | 696 | 261 | 4,826 | 2,117 | 17 | | 3 | | 58 | |
| 65 Gold and silver workers | 440 | 146 | 1,070 | 28 | 11 | | 3 | | 46 | |
| 66 Jewelry manufactory employees | 166 | 115 | 3,756 | 2,089 | 6 | | | | 12 | |
| 67 Tinplate and tinware makers | 10,357 | 212 | 365 | 1 | 185 | | 177 | | 757 | |
| 68 Tinplate makers | 3,402 | 107 | 1 | | | | | | | |
| 69 Tanners and tinware makers | 6,791 | 102 | 355 | 1 | 183 | | 176 | | 737 | |
| 70 Apprentices (tinsmiths) | 164 | 3 | 9 | | 2 | | 1 | | 20 | |

¹ See explanatory notes in table 91.

OCCUPATIONS.

OCCUPATION (IN DETAIL), CLASSIFIED BY SEX, BY STATES AND TERRITORIES: 1900—Continued.

| TEXAS. | | UTAH. | | VERMONT. | | VIRGINIA. | | WASHINGTON. | | WEST VIRGINIA. | | WISCONSIN. | | WYOMING. | |
|--------|----------|--------|----------|----------|----------|-----------|----------|-------------|----------|----------------|----------|------------|----------|----------|----------|
| Males. | Females. | Males. | Females. | Males. | Females. | Males. | Females. | Males. | Females. | Males. | Females. | Males. | Females. | Males. | Females. |
| 1,002 | 60 | 130 | 7 | 167 | 20 | 541 | 19 | 518 | 35 | 243 | 22 | 1,460 | 104 | 65 | 1 |
| 2,126 | 11 | 328 | | 315 | | 908 | 3 | 999 | | 573 | 1 | 3,115 | 8 | 174 | |
| 244 | 14 | 87 | 3 | 397 | 2 | 65 | 10 | 214 | 3 | 30 | 3 | 2,893 | 23 | 12 | 3 |
| 611 | 60 | 73 | 53 | 50 | 41 | 229 | 25 | 174 | 44 | 115 | 31 | 533 | 497 | 19 | 1 |
| 560 | 1 | 157 | | 281 | | 1,894 | 12 | 315 | | 762 | 5 | 1,544 | 4 | 23 | |
| 100 | 6 | 29 | 2 | 23 | 9 | 44 | 185 | 985 | 6 | 15 | 61 | 337 | 59 | 7 | 6 |
| 16 | 5 | 5 | 1 | 8 | 2 | 2 | 23 | 10 | | 11 | 61 | 6 | | | 7 |
| 66 | 1 | 1 | | 1 | 2 | 4 | 7 | 949 | 5 | 1 | | 74 | 24 | | 8 |
| 8 | | 21 | | 1 | | | | 16 | | | | 216 | 1 | 6 | 9 |
| 15 | | 2 | 1 | 12 | 5 | 14 | 155 | 3 | | | | 4 | | | 10 |
| | | | | | | | | 7 | 1 | 3 | | 37 | 34 | 1 | 11 |
| 6,378 | 5 | 931 | | 1,522 | | 4,612 | 3 | 1,906 | 2 | 2,671 | 1 | 6,885 | 16 | 503 | 2 |
| 6,223 | 5 | 905 | | 1,497 | | 4,442 | 2 | 1,820 | 2 | 2,617 | 1 | 6,633 | 16 | 490 | 2 |
| 155 | | 26 | | 25 | | 170 | 1 | 86 | | 54 | | 232 | | 13 | |
| 745 | | 111 | | 918 | 12 | 3,509 | 21 | 595 | 1 | 2,198 | 2 | 7,944 | 57 | 192 | 2 |
| 429 | | 59 | | 622 | 12 | 2,699 | 21 | 322 | 1 | 2,019 | 2 | 4,250 | 29 | 175 | 1 |
| 316 | | 52 | | 296 | | 310 | | 273 | | 179 | | 3,694 | 28 | 17 | 1 |
| 2,853 | 3 | 520 | 3 | 1,301 | 7 | 3,757 | 19 | 1,623 | 4 | 1,347 | 4 | 6,927 | 7 | 613 | 1 |
| 2,654 | 3 | 483 | 3 | 1,266 | 6 | 3,503 | 12 | 1,512 | 3 | 1,263 | 4 | 6,424 | 5 | 525 | |
| 199 | | 87 | | 35 | 1 | 254 | 7 | 111 | 1 | 84 | | 503 | 2 | 88 | 1 |
| 507 | | 119 | | 47 | | 700 | | 309 | | 240 | | 757 | | 129 | 2 |
| 474 | | 105 | | 47 | | 640 | | 281 | | 237 | | 679 | | 114 | 2 |
| 38 | | 14 | | | | 60 | | 28 | | 3 | | 78 | | 15 | 23 |
| 74 | | 15 | | 15 | | 79 | | 17 | | 36 | | 224 | 2 | | 24 |
| 123 | | 4 | | 234 | | 79 | 8 | 308 | | 607 | | 625 | 3 | 3 | 25 |
| 256 | 1 | 30 | | 237 | | 757 | 2 | 64 | | 43 | | 290 | | 22 | 26 |
| 14 | | 5 | | 33 | 17 | 11 | | 14 | | 14 | | 200 | 13 | | 27 |
| 1,213 | 7 | 407 | 32 | 450 | 99 | 1,643 | 78 | 543 | 10 | 536 | 7 | 3,335 | 688 | 75 | 28 |
| 23 | 3 | 38 | 25 | 139 | 93 | 126 | 68 | 19 | 10 | 4 | 4 | 696 | 632 | | 29 |
| 1,135 | 4 | 369 | 7 | 309 | 6 | 1,503 | 10 | 529 | | 532 | 3 | 2,614 | 56 | 74 | 30 |
| 5 | | | | 2 | 6 | 9 | | | | | | 25 | | 1 | 31 |
| 1,143 | 12 | 177 | | 252 | | 405 | 3 | 293 | 2 | 327 | 5 | 1,399 | 8 | 96 | 32 |
| 62 | 1 | 18 | | 86 | | 503 | 7 | 39 | | 374 | 1 | 3,607 | 177 | 3 | 33 |
| 9 | | | | 8 | | 27 | 1 | 6 | | 7 | 1 | 185 | | 1 | 34 |
| 53 | 1 | 18 | | 78 | | 475 | 6 | 33 | | 367 | | 3,421 | 176 | 1 | 35 |
| | | | | | | 1 | | | | | | 1 | | 1 | 36 |
| 18 | | 9 | | | | 407 | 8 | | | 1 | | 500 | 89 | | 37 |
| 18 | | 9 | | | | 364 | 3 | 8 | | 1 | | 445 | 73 | | 38 |
| | | | | | | 43 | 5 | | | | | 55 | 16 | | 39 |
| 187 | 1 | 23 | | 30 | 7 | 67 | 2 | 58 | 6 | 52 | 4 | 437 | 212 | 5 | 40 |
| 171 | 1 | 18 | | 30 | 7 | 62 | 2 | 57 | 6 | 51 | 4 | 405 | 212 | 3 | 41 |
| 16 | | 5 | | | | 5 | | 1 | | 1 | | 32 | | 2 | 42 |
| 201 | | 55 | | 4 | | 95 | 1 | 198 | 1 | 84 | 1 | 2,107 | 205 | 12 | 43 |
| 7 | | | | | | 88 | 1 | 13 | | 13 | 1 | 59 | | | 44 |
| 317 | | 56 | | 109 | | 278 | 3 | 209 | | 145 | | 952 | 2 | 15 | 45 |
| 182 | | 14 | | 278 | | 1,067 | 17 | 94 | | 263 | | 1,537 | 3 | 9 | 46 |
| 6,165 | 12 | 95 | | 1,480 | 3 | 6,153 | 18 | 5,926 | 10 | 3,003 | 5 | 12,114 | 29 | 66 | 47 |
| 6,060 | 11 | 85 | | 1,345 | 3 | 6,087 | 18 | 5,888 | 10 | 2,910 | 5 | 10,715 | 28 | 64 | 48 |
| 105 | 1 | 10 | | 135 | | 66 | | 38 | | 93 | | 1,399 | 1 | 2 | 49 |
| 347 | 7 | 31 | | 1,026 | 92 | 1,100 | 117 | 400 | 40 | 293 | 2 | 4,313 | 239 | 6 | 50 |
| 27 | 1 | 9 | | 22 | | 115 | 76 | 11 | 40 | 16 | | 133 | 15 | | 51 |
| 10 | 2 | 1 | | 98 | | 249 | 13 | 59 | | 6 | | 433 | 76 | | 52 |
| 60 | 1 | 3 | | 330 | 31 | 91 | 1 | 33 | | 115 | 1 | 2,346 | 123 | | 53 |
| 10 | 2 | 1 | | 65 | 8 | 11 | | 3 | | | | 27 | | | 54 |
| 240 | 1 | 17 | | 491 | 53 | 634 | 27 | 289 | | 161 | 1 | 1,374 | 25 | 6 | 55 |
| 42 | | 10 | | 76 | 3 | 64 | 1 | 27 | | 55 | | 582 | 12 | 2 | 56 |
| 21 | | 5 | | 52 | 2 | 33 | 1 | 14 | | 38 | | 453 | 12 | | 57 |
| 20 | | 5 | | 24 | 1 | 29 | | 13 | | 17 | | 124 | | 2 | 58 |
| 1 | | | | | | 2 | | | | | | 5 | | | 59 |
| 329 | 2 | 61 | | 84 | | 156 | | 120 | | 70 | | 319 | 8 | 20 | 60 |
| 161 | | 36 | | 33 | | 68 | | 75 | | 34 | | 190 | 3 | | 61 |
| 168 | 2 | 25 | | 32 | | 88 | | 45 | | 36 | | 128 | 4 | 8 | 62 |
| 73 | 2 | 6 | | 7 | | 105 | 16 | 18 | | 50 | | 32 | 3 | | 64 |
| 51 | 2 | 4 | | 1 | | 104 | 16 | 7 | | 48 | | 8 | 1 | 2 | 65 |
| 22 | | 2 | | 6 | | 1 | | 11 | | 2 | | 24 | 2 | | 66 |
| 985 | 2 | 129 | | 256 | 2 | 902 | 12 | 358 | 15 | 863 | 40 | 1,966 | 128 | 70 | 67 |
| 962 | 2 | 124 | | 251 | 2 | 25 | | 1 | | 251 | 24 | 5 | 1 | | 68 |
| 23 | | 4 | | 5 | | 854 | 12 | 342 | 15 | 597 | 16 | 1,908 | 127 | 67 | 69 |
| | | | | | | 23 | | 15 | | 15 | | 53 | | 3 | 70 |

*

STATISTICS OF POPULATION.

TABLE 93.—TOTAL PERSONS 10 YEARS OF AGE AND OVER ENGAGED IN EACH SPECIFIED

| OCCUPATIONS. | PENNSYLVANIA. | | RHODE ISLAND. | | SOUTH CAROLINA. | | SOUTH DAKOTA. | | TENNESSEE. | | |
|--|--|----------|---------------|----------|-----------------|----------|---------------|----------|------------|----------|-------|
| | Males. | Females. | Males. | Females. | Males. | Females. | Males. | Females. | Males. | Females. | |
| Manufacturing and mechanical pursuits ¹ —Con. | | | | | | | | | | | |
| <i>Metals and metal products other than iron and steel</i> —Con. | | | | | | | | | | | |
| 1 | Other metal workers..... | 5,507 | 185 | 408 | 21 | 56 | 47 | 157 | 26 | 20 | |
| 2 | Copper workers..... | 385 | 1 | 82 | 3 | 9 | 2 | 74 | 1 | 7 | |
| 3 | Electroplaters..... | 506 | 13 | 141 | 2 | 4 | 2 | 1 | 15 | 21 | |
| 4 | Gunsmiths, locksmiths, and bell hangers..... | 760 | 17 | 30 | 1 | 35 | 11 | 1 | 15 | 21 | |
| 5 | Lead and zinc workers..... | 626 | 6 | 4 | 1 | 7 | 1 | 1 | 15 | 21 | |
| 6 | Molders (metals) ¹ | 272 | 16 | 44 | 5 | 1 | 34 | 1 | 15 | 21 | |
| 7 | Not specified..... | 3,008 | 82 | 102 | 10 | 1 | 34 | 1 | 15 | 21 | |
| <i>Paper and printing.</i> | | | | | | | | | | | |
| 8 | Bookbinders..... | 1,484 | 1,575 | 64 | 75 | 22 | 22 | 13 | 13 | 107 | 154 |
| 9 | Box makers (paper)..... | 320 | 2,203 | 40 | 345 | 5 | 5 | 16 | 62 | 62 | 62 |
| 10 | Engravers..... | 1,156 | 117 | 317 | 16 | 3 | 2 | 51 | 1 | 1 | |
| 11 | Paper and pulp mill operatives..... | 2,292 | 722 | 41 | 16 | 14 | 1 | 7 | 7 | 7 | |
| 12 | Printers, lithographers, and pressmen..... | 13,600 | 1,238 | 919 | 88 | 489 | 37 | 440 | 79 | 1,412 | 108 |
| 13 | Printers and pressmen..... | 9,675 | 747 | 619 | 21 | 346 | 15 | 320 | 18 | 1,085 | 68 |
| 14 | Lithographers..... | 453 | 29 | 41 | 14 | 5 | 1 | 26 | 26 | 26 | |
| 15 | Compositors..... | 2,741 | 457 | 202 | 51 | 124 | 21 | 109 | 61 | 268 | 40 |
| 16 | Electrotypers and stereotypers..... | 290 | 2 | 23 | 1 | 1 | 1 | 18 | 18 | 18 | |
| 17 | Apprentices (printers)..... | 441 | 3 | 34 | 2 | 13 | 10 | 20 | 20 | 20 | |
| <i>Textiles.</i> | | | | | | | | | | | |
| 18 | Bleachery and dye works operatives..... | 3,865 | 109 | 2,184 | 309 | 62 | 9 | 10 | 88 | 9 | |
| 19 | Bleachery operatives..... | 253 | 4 | 1,053 | 273 | 3 | 4 | 3 | 3 | 3 | |
| 20 | Dye works operatives..... | 3,612 | 105 | 1,131 | 36 | 59 | 9 | 10 | 80 | 9 | |
| 21 | Carpet factory operatives ¹ | 4,731 | 2,317 | 3 | 2 | 52 | 18 | 1 | 4 | 4 | |
| 22 | Cotton mill operatives..... | 2,593 | 3,463 | 7,746 | 7,752 | 16,055 | 10,766 | 859 | 944 | 944 | |
| 23 | Hosiery and knitting mill operatives..... | 2,872 | 10,852 | 158 | 492 | 216 | 243 | 113 | 281 | 281 | |
| 24 | Silk mill operatives..... | 5,554 | 12,324 | 113 | 244 | 1 | 1 | 1 | 1 | 1 | |
| 25 | Woolen mill operatives..... | 3,649 | 3,090 | 5,049 | 3,898 | 458 | 812 | 458 | 812 | 812 | |
| 26 | Other textile mill operatives..... | 12,975 | 13,390 | 6,848 | 6,217 | 207 | 132 | 1 | 13 | 99 | 98 |
| 27 | Hemp and jute mill operatives..... | 41 | 63 | 5 | 6 | 23 | 33 | 1 | 1 | 1 | |
| 28 | Linen mill operatives..... | 14 | 31 | 5 | 6 | 23 | 33 | 1 | 1 | 1 | |
| 29 | Print works operatives..... | 370 | 83 | 790 | 136 | 1 | 1 | 1 | 1 | 1 | |
| 30 | Rope and cordage factory operatives..... | 670 | 479 | 11 | 1 | 72 | 49 | 6 | 6 | 6 | |
| 31 | Worsted mill operatives..... | 421 | 650 | 298 | 498 | 1 | 1 | 1 | 1 | 1 | |
| 32 | Textiles not specified..... | 11,459 | 12,084 | 5,749 | 5,576 | 112 | 50 | 1 | 13 | 93 | 91 |
| 33 | Dressmakers..... | 192 | 40,044 | 11 | 3,090 | 8 | 2,660 | 3 | 1,105 | 16 | 3,493 |
| 34 | Dressmakers..... | 190 | 39,703 | 11 | 3,072 | 8 | 2,639 | 3 | 1,103 | 16 | 3,491 |
| 35 | Apprentices..... | 2 | 341 | 18 | 18 | 21 | 21 | 2 | 2 | 2 | |
| 36 | Hat and cap makers..... | 1,344 | 1,023 | 10 | 10 | 10 | 13 | 13 | 35 | 35 | |
| 37 | Milliners..... | 133 | 8,370 | 13 | 733 | 7 | 350 | 3 | 333 | 7 | 767 |
| 38 | Milliners..... | 133 | 8,180 | 11 | 721 | 7 | 343 | 3 | 323 | 7 | 761 |
| 39 | Apprentices..... | 190 | 190 | 2 | 17 | 2 | 10 | 10 | 6 | 6 | |
| 40 | Seamstresses..... | 386 | 11,222 | 13 | 661 | 4 | 1,479 | 217 | 10 | 3,130 | |
| 41 | Shirt, collar, and cuff makers..... | 982 | 4,601 | 9 | 65 | 4 | 4 | 39 | 39 | 18 | |
| 42 | Tailors and tailoresses..... | 15,005 | 6,992 | 776 | 268 | 296 | 67 | 185 | 12 | 702 | 343 |
| 43 | Tailors and tailoresses..... | 14,856 | 6,967 | 769 | 265 | 286 | 66 | 183 | 12 | 695 | 343 |
| 44 | Apprentices..... | 149 | 25 | 7 | 3 | 10 | 1 | 2 | 7 | 7 | |
| 45 | Other textile workers..... | 1,707 | 2,616 | 88 | 102 | 16 | 5 | 19 | 34 | 7 | 123 |
| 46 | Carpet (rag) makers ¹ | 418 | 364 | 14 | 50 | 4 | 4 | 17 | 29 | 49 | |
| 47 | Lace and embroidery makers..... | 623 | 1,440 | 14 | 50 | 4 | 4 | 3 | 3 | 19 | |
| 48 | Sail, awning, and tent makers..... | 258 | 16 | 39 | 9 | 16 | 2 | 7 | 7 | 2 | |
| 49 | Sewing machine operators..... | 47 | 547 | 18 | 18 | 1 | 1 | 1 | 1 | 3 | |
| 50 | Not specified..... | 361 | 249 | 35 | 25 | 2 | 2 | 2 | 2 | 50 | |
| <i>Miscellaneous industries.</i> | | | | | | | | | | | |
| 51 | Broom and brush makers..... | 978 | 108 | 37 | 69 | 13 | 18 | 102 | 4 | 4 | |
| 52 | Charcoal, coke, and lime burners..... | 7,492 | 10 | 10 | 10 | 20 | 3 | 233 | 1 | 1 | |
| 53 | Engineers and firemen (not locomotive) ¹ | 27,213 | 27 | 1,869 | 3 | 1,269 | 1 | 514 | 1 | 3,084 | |
| 54 | Glove makers..... | 49 | 36 | 3 | 3 | 1 | 1 | 1 | 1 | 1 | |
| 55 | Manufacturers and officials, etc..... | 27,177 | 319 | 2,195 | 30 | 1,182 | 8 | 475 | 1 | 2,990 | 20 |
| 56 | Manufacturers and officials, etc..... | 17,242 | 266 | 1,698 | 28 | 855 | 7 | 162 | 1 | 1,970 | 16 |
| 57 | Builders and contractors..... | 5,680 | 12 | 438 | 1 | 272 | 1 | 135 | 1 | 749 | 1 |
| 58 | Publishers of books, maps, and newspapers..... | 827 | 22 | 42 | 1 | 22 | 1 | 78 | 1 | 121 | 3 |
| 59 | Officials of mining and quarrying companies ¹ | 3,428 | 19 | 17 | 17 | 33 | 100 | 150 | 150 | 150 | |
| 60 | Model and pattern makers..... | 2,571 | 16 | 254 | 3 | 14 | 1 | 2 | 88 | 2 | |
| 61 | Photographers..... | 1,768 | 253 | 141 | 26 | 123 | 11 | 141 | 22 | 422 | 31 |
| 62 | Rubber factory operatives..... | 549 | 309 | 1,595 | 1,108 | 1 | 1 | 2 | 2 | 2 | |
| 63 | Tobacco and cigar factory operatives..... | 14,911 | 9,941 | 121 | 58 | 40 | 5 | 130 | 6 | 649 | 262 |
| 64 | Upholsterers..... | 3,220 | 392 | 216 | 10 | 78 | 14 | 21 | 225 | 19 | |
| 65 | Other miscellaneous industries..... | 60,782 | 12,148 | 4,472 | 1,223 | 1,542 | 113 | 611 | 14 | 4,054 | 365 |
| 66 | Apprentices and helpers (not specified)..... | 4,709 | 237 | 402 | 23 | 125 | 5 | 41 | 5 | 168 | 7 |
| 67 | Artificial flower makers..... | 42 | 321 | 1 | 1 | 1 | 1 | 1 | 1 | 2 | |
| 68 | Button makers..... | 276 | 400 | 15 | 31 | 1 | 1 | 1 | 1 | 1 | |
| 69 | Candle, soap, and tallow makers..... | 390 | 44 | 47 | 3 | 5 | 1 | 87 | 10 | 10 | |
| 70 | Corset makers..... | 12 | 77 | 4 | 4 | 4 | 4 | 4 | 4 | 4 | |
| 71 | Cotton ginners..... | 549 | 309 | 1,595 | 1,108 | 1 | 1 | 2 | 2 | 2 | |
| 72 | Electric light and power company employees ¹ | 575 | 17 | 116 | 9 | 30 | 4 | 44 | 44 | 44 | |
| 73 | Gas works employees..... | 996 | 167 | 17 | 17 | 17 | 8 | 77 | 4 | 4 | |
| 74 | Piano and organ tuners..... | 279 | 5 | 39 | 2 | 12 | 5 | 35 | 35 | 35 | |
| 75 | Straw workers..... | 18 | 57 | 2 | 2 | 1 | 1 | 1 | 1 | 1 | |
| 76 | Turpentine distillers..... | 10 | 9 | 9 | 9 | 182 | 182 | 182 | 182 | 182 | |
| 77 | Umbrella and parasol makers..... | 502 | 1,110 | 3 | 3 | 3 | 3 | 7 | 7 | 7 | |
| 78 | Well borers..... | 376 | 18 | 18 | 18 | 5 | 5 | 90 | 90 | 90 | |
| 79 | Whitewashers..... | 162 | 5 | 38 | 38 | 72 | 72 | 119 | 119 | 119 | |
| 80 | Not specified..... | 52,435 | 9,866 | 3,625 | 1,154 | 1,081 | 100 | 365 | 8 | 3,449 | 337 |

¹ See explanatory notes in table 91.

OCCUPATIONS.

OCCUPATION (IN DETAIL), CLASSIFIED BY SEX, BY STATES AND TERRITORIES: 1900—Continued.

| TEXAS. | | UTAH. | | VERMONT. | | VIRGINIA. | | WASHINGTON. | | WEST VIRGINIA. | | WISCONSIN. | | WYOMING. | |
|--------|----------|--------|----------|----------|----------|-----------|----------|-------------|----------|----------------|----------|------------|----------|----------|----------|
| Males. | Females. | Males. | Females. | Males. | Females. | Males. | Females. | Males. | Females. | Males. | Females. | Males. | Females. | Males. | Females. |
| 335 | 3 | 316 | | 70 | 1 | 275 | 2 | 366 | | 287 | 11 | 930 | 30 | 32 | 1 |
| 76 | 1 | 9 | | 1 | | 115 | | 9 | | 7 | | 45 | | 20 | 2 |
| 13 | 1 | 1 | | 30 | | 10 | 1 | 8 | | 2 | | 119 | 1 | | 3 |
| 149 | | 13 | | 14 | | 81 | | 35 | | 31 | | 127 | 2 | 8 | 4 |
| 3 | | | | | | 23 | 1 | 2 | | | | 182 | 6 | 1 | 5 |
| 3 | | 1 | | 9 | 1 | 6 | | 5 | | 12 | | 85 | 1 | | 6 |
| 91 | 1 | 292 | | 16 | | 40 | | 307 | | 235 | 11 | 372 | 20 | 3 | 7 |
| 98 | 65 | 32 | 21 | 20 | 30 | 93 | 93 | 61 | 34 | 19 | 28 | 308 | 313 | 9 | 3 |
| 2 | 8 | 1 | 3 | | 47 | 28 | 255 | 5 | 10 | 5 | 25 | 34 | 261 | | 8 |
| 39 | 5 | 9 | | 3 | | 33 | 1 | 46 | 2 | 16 | | 125 | | 4 | 9 |
| 26 | 1 | 3 | 1 | 621 | 51 | 198 | 45 | 126 | 6 | 209 | 32 | 2,258 | 656 | 1 | 10 |
| 2,361 | 138 | 317 | 26 | 397 | 142 | 1,340 | 104 | 985 | 65 | 564 | 124 | 2,843 | 457 | 116 | 14 |
| 1,799 | 70 | 206 | 7 | 280 | 16 | 1,001 | 44 | 756 | 24 | 402 | 52 | 1,911 | 107 | 91 | 3 |
| 19 | | 15 | | 9 | | 52 | 11 | 23 | | 12 | | 248 | 4 | | 14 |
| 480 | 68 | 89 | 19 | 1 | 124 | 249 | 49 | 167 | 39 | 132 | 72 | 552 | 343 | 19 | 10 |
| 24 | | 2 | | 11 | | 11 | | 15 | | 5 | | 41 | 1 | | 15 |
| 39 | | 5 | | 17 | 2 | 27 | | 24 | 2 | 13 | | 91 | 2 | 6 | 16 |
| 86 | 10 | 13 | 1 | 51 | 3 | 101 | 10 | 37 | 5 | 56 | 2 | 187 | 26 | 5 | 17 |
| 4 | | | | 3 | | 3 | 2 | 2 | | 2 | | 9 | | 3 | 18 |
| 82 | 10 | 13 | 1 | 51 | 3 | 98 | 8 | 35 | 5 | 54 | 2 | 123 | 26 | 2 | 19 |
| 3 | 4 | 8 | 29 | 2 | 7 | | 13 | 2 | 4 | 1 | 12 | 89 | 97 | | 20 |
| 448 | 329 | | 1 | 577 | 555 | 1,401 | 1,247 | 2 | | 4 | | 112 | 146 | 2 | 21 |
| 1 | 1 | 1 | 19 | 293 | 473 | 356 | 489 | | | 93 | 311 | 299 | 1,618 | | 22 |
| | | 2 | 6 | 1 | 1 | 102 | 255 | | 1 | 3 | | 1 | 1 | | 23 |
| 38 | 51 | 77 | 55 | 745 | 336 | 186 | 78 | 9 | 2 | 172 | 74 | 361 | 423 | 2 | 24 |
| 195 | 134 | 10 | 40 | 98 | 39 | 103 | 154 | 22 | 3 | 39 | 44 | 247 | 621 | | 25 |
| 112 | 96 | | | | | 24 | 48 | 1 | | | | 8 | 5 | | 26 |
| | | | | | | 5 | 2 | | | | | 31 | 63 | | 27 |
| 1 | 1 | | | | | | 3 | | | | | 3 | | | 28 |
| 40 | 5 | 2 | | | | 15 | 4 | 4 | | 4 | 1 | 119 | 234 | | 29 |
| | | | | | | | | | | 8 | 5 | 11 | 13 | | 30 |
| 42 | 32 | 8 | 40 | 90 | 13 | 64 | 97 | 17 | 3 | 27 | 38 | 75 | 306 | | 31 |
| | | | | | | | | | | | | | | | 32 |
| 5 | 4,350 | 2 | 1,338 | 10 | 1,692 | 10 | 3,915 | 6 | 1,961 | 3 | 1,799 | 35 | 12,501 | 1 | 290 |
| 5 | 4,343 | 2 | 1,326 | 10 | 1,686 | 10 | 3,911 | 6 | 1,954 | 3 | 1,791 | 35 | 12,341 | 1 | 289 |
| | 7 | | 12 | | 6 | | 4 | | 7 | | 8 | | 160 | | 1 |
| 11 | 20 | 1 | | | 3 | 3 | 5 | 1 | 1 | | 5 | 121 | 99 | 1 | 2 |
| | | | | | | | | | | | | | | | 35 |
| 18 | 1,401 | | 277 | 2 | 546 | 9 | 672 | 3 | 527 | 9 | 510 | 28 | 2,853 | | 78 |
| 18 | 1,381 | | 265 | 2 | 541 | 9 | 665 | 3 | 523 | 9 | 504 | 27 | 2,734 | | 37 |
| | 20 | | 12 | | 5 | | 7 | | 4 | | 6 | 1 | 119 | | 77 |
| | 2,647 | 1 | 195 | 21 | 546 | 26 | 3,107 | 6 | 353 | 4 | 799 | 14 | 2,479 | | 39 |
| 11 | 23 | | 3 | 42 | 510 | 39 | 125 | 6 | 2 | 21 | 28 | 38 | 161 | | 40 |
| | | | | | | | | | | | | | | | 41 |
| 1,066 | 159 | 267 | 51 | 207 | 331 | 610 | 343 | 687 | 118 | 429 | 170 | 3,102 | 1,312 | 78 | 5 |
| 1,055 | 158 | 265 | 49 | 207 | 331 | 600 | 338 | 685 | 117 | 420 | 170 | 3,057 | 1,306 | 78 | 5 |
| 11 | 1 | 2 | 2 | | | 10 | 5 | 2 | 1 | 9 | | 45 | 6 | | 44 |
| | | | | | | | | | | | | | | | |
| 30 | 485 | 16 | 173 | 4 | 87 | 65 | 89 | 54 | 49 | 11 | 50 | 122 | 317 | 2 | 4 |
| 3 | 62 | 12 | 75 | | 5 | 3 | 60 | 8 | 14 | 8 | 44 | 73 | 155 | 1 | 3 |
| 4 | 419 | 9 | 9 | | 9 | | 12 | | 20 | | 4 | 4 | 54 | | 46 |
| 21 | 2 | 4 | | 4 | 3 | 62 | 4 | 44 | 6 | 3 | 2 | 39 | 15 | | 47 |
| 1 | | | 1 | | 68 | | 3 | | | | | 3 | 80 | | 48 |
| 1 | 2 | 88 | | | | | 5 | 2 | 9 | | | 3 | 13 | 1 | 49 |
| | | | | | | | | | | | | | | | 50 |
| | | | | | | | | | | | | | | | |
| 114 | | 20 | | 33 | 1 | 63 | | 34 | | 11 | | 168 | 9 | 2 | 51 |
| 33 | 1 | 43 | | 23 | | 691 | | 49 | | 1,381 | | 155 | 1 | 4 | 52 |
| 3,274 | 2 | 645 | | 811 | 1 | 3,420 | 3 | 3,993 | 1 | 2,019 | 1 | 5,685 | | 394 | 53 |
| | | 2 | 15 | 1 | 2 | 10 | 64 | 5 | 8 | 1 | 2 | 137 | 286 | | 54 |
| | | | | | | | | | | | | | | | |
| 3,459 | 34 | 946 | 5 | 1,463 | 11 | 2,971 | 23 | 2,845 | 13 | 1,991 | 11 | 6,080 | 74 | 337 | 4 |
| 1,896 | 22 | 252 | 4 | 1,223 | 11 | 1,990 | 17 | 1,111 | 6 | 849 | 2 | 4,386 | 63 | 47 | 56 |
| 1,274 | 2 | 275 | | 163 | | 795 | 3 | 384 | 1 | 470 | | 1,334 | 1 | 175 | 57 |
| 214 | 10 | 34 | 1 | 34 | | 80 | 3 | 116 | | 42 | 2 | 251 | 10 | 10 | 58 |
| 75 | | 385 | | 43 | | 106 | | 734 | 6 | 630 | 5 | 109 | | 155 | 59 |
| | | | | | | | | | | | | | | | |
| 60 | 1 | 12 | | 52 | | 158 | 1 | 75 | | 28 | | 462 | | 4 | 60 |
| 669 | 64 | 109 | 18 | 115 | 17 | 247 | 8 | 279 | 76 | 195 | 17 | 734 | 124 | 40 | 61 |
| 3 | | | | | | 5 | | 1 | | | | 42 | 74 | | 62 |
| 352 | 39 | 60 | 3 | 71 | 4 | 4,495 | 3,334 | 219 | 14 | 625 | 226 | 2,139 | 476 | 35 | 63 |
| 268 | 8 | 70 | 1 | 78 | 15 | 240 | 8 | 147 | 3 | 68 | 4 | 748 | 52 | 17 | 64 |
| | | | | | | | | | | | | | | | |
| 4,346 | 163 | 640 | 42 | 1,635 | 223 | 6,180 | 805 | 1,853 | 65 | 2,463 | 188 | 10,918 | 1,541 | 334 | 65 |
| 279 | 20 | 62 | 3 | 109 | 5 | 458 | 47 | 132 | 6 | 123 | 2 | 897 | 75 | 29 | 66 |
| 3 | 4 | 1 | 1 | | | | 1 | | | | | | 8 | | 67 |
| | | | | | | | | | | | | | 15 | | 68 |
| | | | | | | | | | | | | | | | |
| | | | | | | | | | | | | | | | |
| 41 | | 2 | | 10 | | 9 | 2 | 11 | | | | 68 | 22 | 3 | 69 |
| | | | | | | | | | | | | | | | |
| 1,014 | 1 | | | | | 2 | 1 | | 1 | | | | | | 70 |
| 91 | 7 | | | | | 49 | | 67 | | 20 | | 120 | 1 | 4 | 71 |
| | | | | | | | | | | | | | | | |
| | | | | | | | | | | | | | | | |
| 28 | | 6 | 1 | 7 | | 79 | | 23 | | 71 | | 185 | | | 73 |
| 72 | | 11 | | 41 | 2 | 22 | | 23 | | 15 | 1 | 82 | | 4 | 74 |
| | | 3 | | | 6 | 9 | 12 | | | | | 95 | 168 | | 75 |
| | | | | | | 1 | | | | | | | 1 | | 76 |
| | | | | | | | | | | | | | | | |
| 5 | | 1 | 2 | | | 2 | | 5 | | | | | 16 | | 77 |
| 436 | | 26 | 1 | 8 | | 36 | 1 | 23 | | 96 | | 547 | | 13 | 78 |
| 13 | | 17 | | | | 195 | 2 | 2 | | 23 | | 36 | | | 79 |
| 2,364 | 136 | 487 | 33 | 1,422 | 209 | 5,316 | 739 | 1,567 | 53 | 2,115 | 134 | 8,790 | 1,233 | 281 | 80 |

*

STATISTICS OF POPULATION.

TABLE 94.—TOTAL PERSONS 10 YEARS OF AGE AND OVER ENGAGED IN EACH SPECIFIED

| | AKRON, OHIO. | | ALBANY, N. Y. | | ALLEGHENY, PA. | | ALLENTOWN, PA. | | ALTOONA, PA. | |
|---|--------------|----------|---------------|----------|----------------|----------|----------------|----------|--------------|----------|
| | Males. | Females. | Males. | Females. | Males. | Females. | Males. | Females. | Males. | Females. |
| 1 Population 10 years of age and over..... | 17,112 | 17,184 | 37,355 | 41,338 | 53,137 | 49,924 | 13,770 | 14,682 | 14,918 | 15,347 |
| 2 All occupations ¹ | 13,864 | 8,393 | 30,256 | 10,433 | 44,031 | 10,945 | 11,407 | 3,823 | 12,037 | 2,329 |
| 3 Agricultural pursuits..... | 134 | 1 | 372 | 5 | 220 | 3 | 60 | | 36 | |
| 4 Agricultural laborers ¹ | 34 | | 210 | 2 | 86 | 1 | 25 | | 16 | |
| 5 Dairymen and dairywomen..... | 1 | | 3 | | 8 | | | | 2 | |
| 6 Farmers, planters, and overseers..... | 58 | 1 | 65 | 3 | 27 | 1 | 18 | | 6 | |
| 7 Gardeners, florists, nurserymen, etc..... | 39 | | 78 | | 76 | 1 | 9 | | 8 | |
| 8 Lumbermen and raftsmen..... | 1 | | 12 | | 9 | | 1 | | 4 | |
| 9 Stock raisers, herders, and drovers..... | 1 | | 3 | | 13 | | 7 | | | |
| 10 Turpentine farmers and laborers..... | | | | | | | | | | |
| 11 Wood choppers..... | | | | | | | | | | |
| 12 Other agricultural pursuits..... | | | 1 | | 1 | | | | | |
| 13 Professional service..... | 602 | 275 | 1,567 | 726 | 1,668 | 635 | 525 | 146 | 424 | 277 |
| 14 Actors, professional showmen, etc..... | 17 | 4 | 64 | 12 | 82 | 8 | 23 | | 5 | |
| 15 Architects, designers, draughtsmen, etc..... | 36 | | 78 | 2 | 162 | 2 | 23 | | 30 | 1 |
| 16 Artists and teachers of art..... | 18 | 18 | 27 | 15 | 40 | 24 | 6 | 4 | 5 | 11 |
| 17 Clergymen..... | 41 | 2 | 127 | 10 | 167 | 5 | 61 | 1 | 48 | 7 |
| 18 Dentists..... | 28 | | 39 | | 63 | 4 | 21 | | 21 | 1 |
| 19 Electricians..... | 61 | 1 | 116 | | 136 | 1 | 42 | | 40 | |
| 20 Engineers (civil, etc.) and surveyors..... | 51 | | 106 | | 156 | 1 | 24 | | 43 | |
| 21 Journalists..... | 20 | | 72 | 6 | 69 | 3 | 19 | | 15 | 1 |
| 22 Lawyers..... | 110 | | 268 | 1 | 143 | | 66 | | 52 | |
| 23 Literary and scientific persons..... | 8 | 7 | 56 | 24 | 40 | 13 | 14 | 1 | 9 | 3 |
| 24 Musicians and teachers of music..... | 43 | 47 | 166 | 109 | 99 | 97 | 38 | 23 | 12 | 41 |
| 25 Officials (government)..... | 29 | 3 | 165 | 4 | 162 | 6 | 50 | 1 | 27 | 1 |
| 26 Physicians and surgeons..... | 86 | 7 | 179 | 6 | 187 | 9 | 62 | | 75 | 5 |
| 27 Teachers and professors in colleges, etc..... | 44 | 183 | 79 | 521 | 91 | 448 | 64 | 116 | 38 | 205 |
| 28 Other professional service..... | 10 | 3 | 25 | 16 | 21 | 14 | 12 | | 6 | 1 |
| 29 Domestic and personal service..... | 2,990 | 1,084 | 5,688 | 4,000 | 10,042 | 4,218 | 2,117 | 784 | 1,723 | 902 |
| 30 Barbers and hairdressers..... | 126 | 1 | 320 | 15 | 334 | 12 | 115 | 2 | 91 | 1 |
| 31 Bartenders..... | 60 | | 353 | 2 | 322 | 2 | 95 | | 53 | |
| 32 Boarding and lodging house keepers..... | 7 | 34 | 23 | 187 | 15 | 230 | 6 | 27 | 6 | 52 |
| 33 Hotel keepers..... | 5 | 2 | 73 | 2 | 103 | 7 | 35 | | 51 | |
| 34 Housekeepers and stewards ¹ | 6 | 39 | 21 | 206 | 19 | 293 | 7 | 68 | 4 | 46 |
| 35 Janitors and sextons..... | 48 | | 103 | 27 | 171 | 28 | 34 | | 50 | 2 |
| 36 Laborers (not specified) ¹ | 2,845 | 238 | 3,173 | 45 | 7,783 | 30 | 1,480 | 44 | 1,224 | 8 |
| 37 Launderers and laundresses..... | 35 | 60 | 97 | 470 | 86 | 519 | 24 | 63 | 16 | 87 |
| 38 Nurses and midwives..... | 3 | 47 | 24 | 276 | 8 | 251 | | 38 | 5 | 33 |
| 39 Restaurant keepers..... | 22 | 5 | 40 | 6 | 39 | 2 | 14 | | 11 | 2 |
| 40 Saloon keepers..... | 96 | 5 | 261 | 17 | 79 | 13 | 47 | 2 | | |
| 41 Servants and waiters..... | 82 | 650 | 679 | 2,716 | 433 | 2,721 | 80 | 455 | 73 | 662 |
| 42 Soldiers, sailors, and marines (U. S.)..... | 12 | | 38 | | 55 | | 47 | | 5 | |
| 43 Watchmen, policemen, firemen, etc..... | 130 | 1 | 411 | 3 | 489 | 2 | 101 | | 117 | |
| 44 Other domestic and personal service..... | 13 | 2 | 64 | 29 | 56 | 39 | 32 | 5 | 17 | 4 |
| 45 Trade and transportation..... | 3,456 | 728 | 11,378 | 1,725 | 12,758 | 2,606 | 3,077 | 348 | 4,640 | 464 |
| 46 Agents..... | 226 | 13 | 586 | 13 | 714 | 37 | 171 | 9 | 122 | 14 |
| 47 Bankers and brokers..... | 27 | | 105 | | 114 | | 35 | | 8 | |
| 48 Boatmen and sailors ¹ | 12 | 1 | 196 | 1 | 84 | | 2 | | 1 | |
| 49 Bookkeepers and accountants ¹ | 270 | 118 | 687 | 204 | 672 | 203 | 166 | 41 | 62 | 51 |
| 50 Clerks and copyists ¹ | 447 | 84 | 2,253 | 454 | 2,226 | 424 | 373 | 66 | 495 | 74 |
| 51 Commercial travelers..... | 112 | 2 | 290 | | 246 | 1 | 105 | 1 | 38 | 1 |
| 52 Draymen, hackmen, teamsters, etc..... | 449 | | 1,042 | 1 | 1,733 | 1 | 342 | | 257 | 1 |
| 53 Foremen and overseers..... | 25 | | 90 | 1 | 108 | 7 | 29 | 1 | 61 | 1 |
| 54 Hostlers..... | 43 | | 135 | | 54 | | 99 | | 44 | |
| 55 Hucksters and peddlers..... | 40 | 2 | 335 | 16 | 126 | 8 | 65 | 2 | 64 | 1 |
| 56 Livery stable keepers..... | 14 | | 47 | | 18 | | 18 | 1 | 4 | |
| 57 Merchants and dealers (except wholesale)..... | 510 | 25 | 1,502 | 161 | 1,506 | 223 | 540 | 26 | 440 | 30 |
| 58 Merchants and dealers (wholesale)..... | 27 | | 112 | | 117 | 2 | 25 | | 13 | |
| 59 Messengers and errand and office boys..... | 32 | 7 | 416 | 5 | 593 | 59 | 68 | 1 | 77 | 8 |
| 60 Officials of banks and companies..... | 52 | 2 | 202 | 3 | 202 | 2 | 47 | 1 | 41 | 1 |
| 61 Packers and shippers..... | 64 | 51 | 87 | 35 | 102 | 138 | 37 | 19 | 4 | |
| 62 Porters and helpers (in stores, etc.)..... | 15 | | 98 | 1 | 172 | 5 | 7 | | 12 | |
| 63 Salesmen and saleswomen..... | 481 | 175 | 1,113 | 453 | 1,527 | 942 | 387 | 136 | 369 | 217 |
| 64 Steam railroad employees..... | 299 | | 1,469 | 5 | 1,561 | 11 | 286 | 1 | 2,290 | 4 |
| 65 Stenographers and typewriters ¹ | 53 | 217 | 125 | 295 | 159 | 423 | 35 | 30 | 35 | 41 |
| 66 Street railway employees..... | 131 | | 223 | | 366 | | 153 | | 68 | 1 |
| 67 Telegraph and telephone linemen..... | 43 | | 41 | | 48 | | 15 | | 14 | |
| 68 Telegraph and telephone operators..... | 42 | 29 | 122 | 59 | 111 | 106 | 45 | 8 | 53 | 19 |
| 69 Undertakers..... | 11 | 1 | 51 | 4 | 29 | 1 | 9 | 1 | 10 | |
| 70 Other persons in trade and transportation..... | 31 | 1 | 146 | 4 | 170 | 13 | 19 | 4 | 58 | |
| 71 Manufacturing and mechanical pursuits ¹ | 6,682 | 1,305 | 11,251 | 3,977 | 19,343 | 3,433 | 5,628 | 2,595 | 5,214 | 686 |
| <i>Building trades.</i> | | | | | | | | | | |
| 72 Carpenters and joiners..... | 536 | 1 | 1,167 | 2 | 1,325 | | 394 | | 827 | 1 |
| 73 Masons (brick and stone)..... | 194 | | 415 | | 566 | 1 | 176 | | 79 | |
| 74 Painters, glaziers, and varnishers..... | 299 | 5 | 676 | 1 | 801 | 4 | 230 | 7 | 314 | |
| 75 Paper hangers..... | 17 | | 178 | | 160 | | 19 | | 16 | |
| 76 Plasterers..... | 50 | | 15 | | 141 | | 44 | | 32 | |
| 77 Plumbers and gas and steam fitters..... | 134 | | 517 | 2 | 473 | | 88 | | 121 | |
| 78 Roofers and slaters..... | 19 | | 64 | | 38 | | 17 | | 6 | |
| 79 Mechanics (not otherwise specified)..... | 5 | | 6 | | 3 | | | | 2 | |

¹ See explanatory notes in table 91.

OCCUPATIONS.

OCCUPATION, CLASSIFIED BY SEX, FOR CITIES HAVING 25,000 INHABITANTS OR MORE: 1900.

| ATLANTA, GA. | | ATLANTIC CITY, N. J. | | AUBURN, N. Y. | | AUGUSTA, GA. | | BALTIMORE, MD. | | BAY CITY, MICH. | | BAYONNE, N. J. | | BINGHAMTON, N. Y. | | | |
|--------------|----------|----------------------|----------|---------------|----------|--------------|----------|----------------|----------|-----------------|----------|----------------|----------|-------------------|----------|-------|-------|
| Males. | Females. | Males. | Females. | Males. | Females. | Males. | Females. | Males. | Females. | Males. | Females. | Males. | Females. | Males. | Females. | | |
| 32,577 | 39,585 | 11,553 | 11,707 | 12,728 | 12,799 | 14,387 | 17,250 | 192,757 | 214,586 | 10,326 | 10,961 | 12,574 | 11,379 | 15,552 | 18,004 | 1 | |
| 25,871 | 14,929 | 9,501 | 3,674 | 9,575 | 3,475 | 11,656 | 7,213 | 156,449 | 60,901 | 8,198 | 2,114 | 10,451 | 1,803 | 12,118 | 4,963 | 2 | |
| 329 | 15 | 51 | 3 | 208 | | 240 | 10 | 1,303 | 127 | 214 | 14 | 100 | | 220 | 4 | 3 | |
| 120 | 8 | 28 | 1 | 118 | | 155 | 5 | 542 | 75 | 58 | 11 | 43 | | 95 | | 4 | |
| 4 | 1 | | | | | | | 186 | 16 | 4 | 1 | 5 | | | | 5 | |
| 92 | 2 | 10 | | 57 | | 59 | 1 | 158 | 3 | 46 | 1 | 14 | | 70 | 3 | 6 | |
| 69 | 4 | 11 | 2 | 31 | | 10 | 3 | 330 | 31 | 14 | 1 | 37 | | 34 | 1 | 7 | |
| 7 | | | | 2 | | 3 | | 24 | | 90 | | | | 18 | | 8 | |
| 12 | | 2 | | | | 11 | 1 | 58 | 1 | | | 1 | | 2 | | 9 | |
| 25 | | | | | | 2 | | 3 | | 2 | | | | | | 10 | |
| | | | | | | | | 2 | 1 | | | | | 1 | | 11 | |
| | | | | | | | | | | | | | | | | 12 | |
| 1,736 | 653 | 501 | 188 | 464 | 270 | 426 | 221 | 7,197 | 3,092 | 401 | 202 | 396 | 186 | 624 | 342 | 13 | |
| 19 | 6 | 54 | 25 | 24 | 10 | 11 | 2 | 227 | 72 | 18 | 5 | 11 | | 30 | 4 | 14 | |
| 57 | 1 | 22 | | 33 | 4 | 12 | | 329 | 8 | 18 | | 41 | 4 | 29 | | 15 | |
| 96 | 19 | 9 | 2 | 26 | 15 | 6 | 1 | 146 | 107 | 7 | 3 | 10 | 5 | 14 | 23 | 16 | |
| 250 | 7 | 32 | 3 | 40 | 5 | 86 | | 661 | 25 | 34 | 2 | 34 | | 63 | 5 | 17 | |
| 61 | 1 | 9 | 1 | 19 | | 18 | | 258 | 4 | 14 | 1 | 8 | | 32 | | 18 | |
| | | | | | | | | | | | | | | | | | |
| 137 | | 66 | | 34 | | 31 | | 760 | 1 | 17 | | 52 | | 49 | | 19 | |
| 82 | | 36 | | 20 | | 10 | | 447 | 1 | 36 | | 46 | | 22 | | 20 | |
| 83 | 11 | 16 | | 15 | | 11 | 1 | 213 | 16 | 11 | 1 | 27 | 2 | 33 | 2 | 21 | |
| 290 | 1 | 43 | 1 | 71 | 1 | 42 | | 1,041 | 3 | 86 | | 48 | | 106 | 3 | 22 | |
| 25 | 11 | 3 | 3 | 1 | 2 | 2 | | 163 | 62 | 6 | 3 | 18 | 3 | 9 | 7 | 23 | |
| 68 | 96 | 96 | 29 | 26 | 44 | 20 | 30 | 681 | 407 | 31 | 29 | 15 | 14 | 53 | 53 | 24 | |
| 167 | 1 | 27 | 1 | 69 | 3 | 39 | 2 | 558 | 18 | 35 | | 31 | 2 | 47 | 2 | 25 | |
| 336 | 20 | 71 | 11 | 53 | 8 | 92 | 3 | 1,112 | 71 | 63 | 2 | 30 | | 102 | 10 | 26 | |
| 115 | 477 | 14 | 61 | 23 | 175 | 41 | 182 | 529 | 2,277 | 19 | 155 | 23 | 156 | 26 | 230 | 27 | |
| 10 | 2 | 3 | 1 | 10 | 3 | 5 | | 72 | 20 | 6 | 1 | 2 | | 9 | 3 | 28 | |
| 5,349 | 10,572 | 3,712 | 3,008 | 1,778 | 1,051 | 2,993 | 4,485 | 36,091 | 28,417 | 2,287 | 1,026 | 2,205 | 877 | 1,936 | 1,541 | 29 | |
| 241 | 10 | 137 | 7 | 92 | 5 | 108 | 1 | 1,483 | 75 | 58 | 4 | 73 | 2 | 112 | 11 | 30 | |
| 166 | 1 | 185 | 1 | 77 | | 76 | 1 | 871 | 8 | 60 | | 81 | | 98 | 1 | 31 | |
| 29 | 208 | 85 | 227 | 6 | 59 | 12 | 71 | 47 | 540 | 4 | 35 | 8 | 26 | 5 | 96 | 32 | |
| 30 | 19 | 244 | 98 | 22 | 2 | 5 | | 105 | 14 | 26 | 4 | 27 | | 52 | 5 | 33 | |
| 9 | 117 | 50 | 100 | 6 | 81 | 1 | 34 | 161 | 696 | 10 | 52 | 5 | 37 | 7 | 67 | 34 | |
| | | | | | | | | | | | | | | | | | |
| 152 | 8 | 17 | 1 | 38 | | 27 | 8 | 514 | 196 | 28 | | 23 | 5 | 52 | 3 | 35 | |
| 2,702 | 70 | 864 | 61 | 1,204 | 57 | 2,010 | 102 | 23,377 | 618 | 1,854 | 37 | 1,635 | 15 | 1,073 | 42 | 36 | |
| 105 | 4,891 | 68 | 476 | 28 | 101 | 31 | 2,335 | 749 | 7,765 | 4 | 79 | 38 | 73 | 45 | 139 | 37 | |
| 23 | 768 | 3 | 96 | 5 | 147 | 4 | 234 | 62 | 1,498 | 1 | 42 | 3 | 41 | 98 | 243 | 38 | |
| 68 | 65 | 49 | 9 | 16 | 5 | 27 | 16 | 400 | 61 | 6 | 5 | 9 | 1 | 29 | 4 | 39 | |
| | | | | | | | | | | | | | | | | | |
| 75 | | 60 | 2 | 62 | 1 | 12 | 1 | 1,294 | 107 | 66 | 2 | 119 | 3 | 54 | | 40 | |
| 1,209 | 4,403 | 1,823 | 1,914 | 59 | 583 | 42 | 1,677 | 4,395 | 16,761 | 69 | 761 | 76 | 673 | 186 | 976 | 41 | |
| 45 | | 10 | | 13 | | 5 | | 305 | | 10 | | 7 | | 12 | | 42 | |
| 410 | 1 | 105 | 1 | 130 | | 206 | | 1,966 | 7 | 80 | | 9 | | 39 | 1 | 43 | |
| 85 | 11 | 57 | 15 | 15 | 5 | 27 | 5 | 362 | 71 | 11 | 5 | 97 | 1 | 24 | 13 | 44 | |
| 11,238 | 1,023 | 2,416 | 297 | 2,306 | 397 | 3,574 | 264 | 54,143 | 7,666 | 2,135 | 366 | 2,832 | 309 | 4,192 | 711 | 45 | |
| 949 | 32 | 178 | 7 | 134 | 21 | 200 | 15 | 2,646 | 91 | 124 | 11 | 189 | 7 | 278 | 29 | 46 | |
| 178 | | 55 | | 22 | | 46 | | 468 | | 24 | | 46 | | 36 | 2 | 47 | |
| 4 | | 86 | | 1 | | 16 | | 1,666 | | 103 | 1 | 137 | 1 | 3 | | 48 | |
| 682 | 112 | 84 | 36 | 165 | 106 | 201 | 12 | 2,463 | 610 | 131 | 81 | 191 | 44 | 212 | 125 | 49 | |
| 1,297 | 142 | 257 | 66 | 227 | 39 | 517 | 54 | 11,622 | 830 | 245 | 52 | 634 | 50 | 467 | 99 | 50 | |
| | | | | | | | | | | | | | | | | | |
| 460 | 1 | 8 | | 93 | 1 | 77 | 1 | 370 | 8 | 59 | 1 | 12 | | 192 | | 51 | |
| 1,289 | 7 | 530 | 2 | 408 | | 340 | 2 | 6,988 | 13 | 264 | | 241 | | 495 | 1 | 52 | |
| 59 | | 25 | 2 | 15 | | 15 | 1 | 318 | 17 | 26 | | 47 | 4 | 27 | 1 | 53 | |
| 62 | | 21 | | 19 | | 35 | | 562 | 1 | 16 | | 10 | | 44 | | 54 | |
| 163 | 22 | 49 | | 30 | 2 | 84 | 6 | 1,416 | 49 | 78 | 1 | 88 | | 85 | 4 | 55 | |
| | | | | | | | | | | | | | | | | | |
| 25 | | 22 | | 20 | | 4 | | 122 | 1 | 8 | | 4 | | 28 | | 56 | |
| 1,511 | 36 | 443 | 37 | 334 | 19 | 592 | 59 | 8,018 | 1,194 | 364 | 16 | 47 | 45 | 616 | 29 | 57 | |
| 147 | 1 | 29 | | 33 | | 33 | | 833 | 3 | 31 | | 16 | 1 | 41 | 1 | 58 | |
| 318 | 10 | 37 | 1 | 21 | 5 | 87 | 3 | 1,612 | 98 | 15 | 8 | 70 | 2 | 33 | 19 | 59 | |
| 237 | | 36 | | 47 | | 71 | 1 | 848 | 10 | 54 | 2 | 43 | | 73 | 4 | 60 | |
| | | | | | | | | | | | | | | | | | |
| 62 | 18 | 5 | | 44 | 7 | 12 | | 728 | 739 | 20 | 4 | 8 | 9 | 91 | 18 | 61 | |
| 393 | 3 | 37 | | 13 | | 262 | | 1,460 | 17 | 12 | 2 | 10 | | 10 | | 62 | |
| 1,161 | 249 | 222 | 100 | 312 | 125 | 309 | 58 | 4,937 | 3,042 | 204 | 102 | 254 | 70 | 526 | 199 | 63 | |
| 1,348 | 4 | 146 | 1 | 187 | | 460 | 2 | 3,488 | 20 | 180 | | 247 | 1 | 675 | 2 | 64 | |
| 217 | 267 | 8 | 24 | 13 | 62 | 41 | 38 | 401 | 736 | 15 | 57 | 24 | 57 | 14 | 146 | 65 | |
| | | | | | | | | | | | | | | | | | |
| 330 | 2 | 32 | | 40 | | 50 | | 1,439 | | 36 | | 14 | | 141 | | 66 | |
| 74 | | 27 | | 16 | | 38 | | 184 | | 36 | | 8 | | 14 | | 67 | |
| 150 | 104 | 30 | 21 | 20 | 9 | 43 | 11 | 452 | 152 | 17 | 28 | 29 | 16 | 42 | 22 | 68 | |
| 15 | | 12 | | 12 | | 11 | 1 | 206 | 5 | 7 | | 9 | | 14 | | 69 | |
| 107 | 13 | 37 | | 38 | 1 | 25 | | 396 | 30 | 66 | | 44 | 2 | 35 | 7 | 70 | |
| 7,219 | 2,666 | 2,821 | 228 | 4,824 | 1,757 | 4,423 | 2,233 | 57,715 | 21,599 | 3,161 | 506 | 4,918 | 431 | 5,146 | 2,365 | 71 | |
| | | | | | | | | | | | | | | | | | |
| 1,002 | 2 | 783 | | 363 | 1 | 644 | 2 | 4,280 | 6 | 276 | | 474 | | 397 | 1 | 72 | |
| 236 | | 127 | | 143 | | 176 | | 1,419 | | 81 | | 166 | | 144 | | 73 | |
| 397 | | 316 | | 271 | 3 | 231 | 2 | 3,083 | 58 | 124 | 2 | 131 | 1 | 351 | 1 | 74 | |
| 50 | | 63 | | 11 | | 10 | | 665 | 4 | 9 | | 1 | | 17 | | 75 | |

STATISTICS OF POPULATION.

TABLE 94.—TOTAL PERSONS 10 YEARS OF AGE AND OVER ENGAGED IN EACH SPECIFIED OCCUPATION,

| OCCUPATIONS. | AKRON, OHIO. | | ALBANY, N. Y. | | ALLEGHENY, PA. | | ALLENTOWN, PA. | | ALTOONA, PA. | |
|---|--------------|----------|---------------|----------|----------------|----------|----------------|----------|--------------|----------|
| | Males. | Females. | Males. | Females. | Males. | Females. | Males. | Females. | Males. | Females. |
| Manufacturing and mechanical pursuits ¹ —Con. | | | | | | | | | | |
| <i>Chemicals and allied products.</i> | | | | | | | | | | |
| 80 Oil well and oil works employees..... | 2 | | 3 | | 52 | | | | | |
| 81 Other chemical workers..... | 2 | | 5 | 3 | 10 | 3 | | 1 | | |
| <i>Clay, glass, and stone products.</i> | | | | | | | | | | |
| 82 Brick and tile makers, etc..... | 82 | 1 | 58 | | 66 | | 58 | | 4 | |
| 83 Glass workers..... | 22 | 2 | 5 | | 113 | 17 | 1 | | 95 | |
| 84 Marble and stone cutters..... | 46 | 5 | 151 | | 178 | | 23 | | 11 | |
| 85 Potters..... | 317 | 46 | 1 | | 57 | 5 | 1 | | | |
| <i>Fishing and mining.</i> | | | | | | | | | | |
| 86 Fishermen and oystermen ¹ | | | 6 | | | | | | | |
| 87 Miners and quarrymen ¹ | 25 | | 10 | | 40 | | 25 | | 6 | |
| <i>Food and kindred products.</i> | | | | | | | | | | |
| 88 Bakers..... | 52 | 4 | 304 | 36 | 321 | 47 | 102 | 3 | 45 | 2 |
| 89 Butchers..... | 82 | | 295 | 2 | 501 | | 31 | | 84 | |
| 90 Butter and cheese makers..... | 1 | | 2 | 1 | 25 | 3 | 1 | | 9 | |
| 91 Confectioners..... | 23 | | 84 | 46 | 96 | 48 | 22 | 8 | 13 | 2 |
| 92 Millers..... | 119 | 19 | 5 | | 17 | 1 | 6 | | 7 | |
| 93 Other food preparers..... | 81 | 53 | 6 | 1 | 105 | 162 | | | | |
| <i>Iron and steel and their products.</i> | | | | | | | | | | |
| 94 Blacksmiths..... | 220 | | 408 | | 575 | 5 | 92 | | 345 | |
| 95 Iron and steel workers ¹ | 408 | 2 | 620 | | 4,076 | 37 | 369 | | 483 | |
| 96 Machinists..... | 555 | 1 | 875 | 4 | 1,427 | 1 | 270 | | 944 | 2 |
| 97 Steam boiler makers..... | 64 | | 188 | | 194 | | 96 | | 196 | |
| 98 Stove, furnace, and grate makers..... | 20 | | 161 | | 150 | | 3 | | | |
| 99 Tool and cutlery makers..... | 47 | 6 | 28 | | 46 | 1 | 3 | | 8 | |
| 100 Wheelwrights..... | 3 | | 33 | | 5 | | 9 | | 2 | |
| 101 Wire workers..... | 1 | | 10 | | 56 | 4 | 381 | 1 | 1 | |
| <i>Leather and its finished products.</i> | | | | | | | | | | |
| 102 Boot and shoe makers and repairers..... | 56 | | 250 | 13 | 210 | 6 | 426 | 151 | 44 | |
| 103 Harness and saddle makers and repairers..... | 25 | | 44 | | 60 | | 20 | | 9 | |
| 104 Leather curriers and tanners..... | 30 | | 13 | 1 | 294 | 1 | 12 | | 5 | |
| 105 Trunk and leather-case makers, etc..... | | | | | 9 | 3 | | | | |
| <i>Liquors and beverages.</i> | | | | | | | | | | |
| 106 Bottlers and soda water makers, etc..... | 6 | | 24 | 1 | 35 | 15 | 7 | | 6 | |
| 107 Brewers and maltsters..... | 18 | | 137 | | 88 | | 26 | | 21 | |
| 108 Distillers and rectifiers..... | | | 2 | | 10 | | | | | |
| <i>Lumber and its remanufactures.</i> | | | | | | | | | | |
| 109 Cabinet makers..... | 19 | | 89 | | 68 | | 98 | | 77 | |
| 110 Coopers..... | 74 | | 55 | | 115 | | 29 | 1 | 3 | |
| 111 Saw and planing mill employees..... | 23 | | 154 | 2 | 53 | | 18 | | 48 | |
| 112 Other woodworkers..... | 87 | 7 | 153 | 4 | 315 | 125 | 275 | 11 | 19 | 1 |
| <i>Metals and metal products other than iron and steel.</i> | | | | | | | | | | |
| 113 Brass workers..... | 3 | | 47 | 1 | 224 | 2 | 8 | | 60 | |
| 114 Clock and watch makers and repairers..... | 5 | | 27 | 2 | 31 | | 5 | | 9 | 2 |
| 115 Gold and silver workers..... | 2 | 4 | 4 | 6 | 5 | | | | | |
| 116 Tinsmith and tinware makers..... | 88 | 1 | 91 | | 318 | 17 | 58 | | 120 | |
| 117 Other metal workers..... | 50 | 1 | 183 | 1 | 195 | 9 | 38 | | 39 | |
| <i>Paper and printing.</i> | | | | | | | | | | |
| 118 Bookbinders..... | 103 | 105 | 129 | 107 | 86 | 48 | 9 | 4 | 5 | 2 |
| 119 Box makers (paper)..... | 10 | 33 | 5 | 51 | 3 | 27 | 1 | 16 | | |
| 120 Engravers..... | 27 | 1 | 40 | 1 | 29 | | 1 | | | |
| 121 Paper and pulp mill operatives..... | 25 | 16 | 33 | 19 | 6 | 3 | | 1 | | |
| 122 Printers, lithographers; and pressmen..... | 319 | 34 | 673 | 113 | 413 | 69 | 95 | 4 | 78 | 2 |
| <i>Textiles.</i> | | | | | | | | | | |
| 123 Bleachery and dye works operatives..... | 3 | 2 | 17 | 6 | 16 | 9 | 45 | | 1 | |
| 124 Carpet factory operatives ¹ | 2 | | 3 | | 10 | 3 | 3 | | 2 | |
| 125 Cotton mill operatives..... | | | 4 | 5 | 1 | 4 | | 9 | | |
| 126 Hosiery and knitting mill operatives..... | | | 20 | 98 | 2 | 1 | 14 | 120 | | |
| 127 Silk mill operatives..... | | | | | | 1 | 793 | 1,413 | 153 | 218 |
| 128 Woolen mill operatives..... | | | 20 | 5 | 7 | | | 1 | | |
| 129 Other textile mill operatives..... | 16 | 16 | 24 | 21 | 6 | 4 | 51 | 20 | 1 | |
| 130 Dressmakers..... | 3 | 284 | 5 | 1,144 | 4 | 1,071 | | 320 | 1 | 282 |
| 131 Hat and cap makers..... | | | 10 | 6 | | 1 | | | | |
| 132 Milliners..... | 1 | 88 | 10 | 246 | 6 | 242 | 3 | 124 | | 55 |
| 133 Seamstresses..... | 1 | 35 | 9 | 455 | 3 | 301 | | 50 | 2 | 58 |
| 134 Shirt, collar, and cuff makers..... | 1 | 1 | 76 | 1,000 | 7 | 5 | 4 | 21 | | |
| 135 Tailors and tailoresses..... | 82 | 21 | 361 | 176 | 366 | 147 | 136 | 103 | 51 | 39 |
| 136 Other textile workers..... | 6 | 5 | 5 | 18 | 13 | 10 | 3 | 2 | 2 | |
| <i>Miscellaneous industries.</i> | | | | | | | | | | |
| 137 Broom and brush makers..... | 9 | | 11 | | 33 | 12 | 14 | | 3 | 1 |
| 138 Charcoal, coke, and lime burners..... | | | | | 1 | | 2 | | | |
| 139 Engineers and firemen (not locomotive) ¹ | 253 | 3 | 554 | | 613 | | 144 | | 116 | |
| 140 Glove makers..... | 3 | 5 | | 1 | | | | | | |
| 141 Manufacturers and officials, etc..... | 323 | 2 | 506 | 9 | 624 | 1 | 233 | 4 | 69 | |
| 142 Model and pattern makers..... | 41 | | 62 | 1 | 132 | 1 | 20 | | 21 | |
| 143 Photographers..... | 28 | | 55 | 6 | 60 | 9 | 22 | | 17 | |
| 144 Rubber factory operatives..... | 1,155 | 385 | | | 2 | | | | | |
| 145 Tobacco and cigar factory operatives..... | 16 | | 345 | 30 | 226 | 724 | 138 | 172 | 9 | 12 |
| 146 Upholsterers..... | 18 | 1 | 86 | 6 | 145 | 15 | 43 | 3 | 39 | 2 |
| 147 Other miscellaneous industries..... | 385 | 111 | 619 | 324 | 2,923 | 261 | 319 | 25 | 534 | 5 |

¹ See explanatory notes in table 91.

OCCUPATIONS.

CLASSIFIED BY SEX, FOR CITIES HAVING 25,000 INHABITANTS OR MORE: 1900—Continued.

| ATLANTA, GA. | | ATLANTIC CITY, N. J. | | AUBURN, N. Y. | | AUGUSTA, GA. | | BALTIMORE, MD. | | BAY CITY, MICH. | | BAYONNE, N. J. | | BINGHAMTON, N. Y. | |
|--------------|----------|----------------------|----------|---------------|----------|--------------|----------|----------------|----------|-----------------|----------|----------------|----------|-------------------|----------|
| Males. | Females. | Males. | Females. | Males. | Females. | Males. | Females. | Males. | Females. | Males. | Females. | Males. | Females. | Males. | Females. |
| 9 | | | | | | 2 | | 26 | | | | 897 | 3 | 6 | 80 |
| 6 | 1 | | | | | 6 | | 113 | 36 | 29 | | 88 | 1 | 16 | 81 |
| 47 | | 4 | | 10 | | 53 | 2 | 553 | 1 | 2 | | 2 | | 13 | 82 |
| 18 | | 10 | | | | | | 476 | 35 | | | 2 | 1 | 77 | 83 |
| 93 | 1 | 11 | | 29 | 1 | 16 | | 811 | 2 | 11 | | 13 | | 53 | 84 |
| 4 | | | | | | | | 279 | 24 | | | 1 | | | 85 |
| 23 | | 76 | | 11 | | 45 | | 119 | 4 | 14 | | 40 | | 6 | 86 |
| | | 1 | | | | 4 | | 99 | | 64 | | 5 | | | 87 |
| 89 | 12 | 109 | 5 | 45 | 5 | 44 | | 1,706 | 74 | 37 | 5 | 54 | | 69 | 88 |
| 146 | 1 | 100 | | 72 | | 110 | 4 | 1,640 | 17 | 105 | | 94 | | 71 | 89 |
| 37 | 7 | | | | | | | 113 | 6 | | | 2 | 2 | 11 | 90 |
| 92 | 34 | 21 | 5 | 20 | 1 | 13 | 1 | 634 | 260 | 6 | | 8 | 11 | 27 | 91 |
| 28 | 1 | | | 12 | 3 | 15 | | 83 | 1 | 10 | 1 | | | 18 | 92 |
| 10 | 5 | | | 2 | | | | 360 | 302 | 3 | | | | 2 | 93 |
| 241 | | 50 | | 146 | | 131 | | 1,583 | | 107 | | 57 | | 112 | 94 |
| 210 | | 19 | | 671 | 5 | 77 | | 1,767 | 9 | 105 | | 114 | 3 | 194 | 95 |
| 494 | 1 | 38 | | 592 | 1 | 189 | 2 | 2,937 | 2 | 232 | | 295 | 1 | 222 | 96 |
| 46 | | 2 | | 25 | | 23 | | 593 | | 65 | | 144 | | 18 | 97 |
| 19 | | 2 | | 2 | | 1 | | 169 | 1 | 1 | | | | 2 | 98 |
| 8 | | 3 | | 83 | | 4 | | 94 | 1 | 37 | | | | 2 | 99 |
| 11 | | 13 | | 3 | | 21 | | 199 | 1 | 1 | | 7 | | 1 | 100 |
| 31 | | 1 | | 1 | | | | 83 | 3 | 2 | | | | 5 | 101 |
| 202 | 1 | 61 | 2 | 547 | 326 | 80 | | 2,089 | 139 | 33 | | 59 | | 672 | 119 |
| 33 | | 6 | | 9 | | 12 | | 445 | 10 | 16 | 1 | 4 | 1 | 86 | 102 |
| 16 | | 2 | | 1 | | | | 178 | 46 | 2 | | 1 | | 164 | 103 |
| 32 | | | | | | 9 | | 51 | | | | 1 | | | 104 |
| 18 | 4 | 18 | | 11 | | 2 | | 206 | 17 | 4 | | 4 | 1 | 8 | 106 |
| 20 | | 5 | | 32 | 1 | 10 | | 265 | 1 | 8 | | 1 | | 16 | 107 |
| 4 | | 1 | | | | 2 | | 49 | | | | 10 | | 1 | 108 |
| 169 | 2 | 12 | | 14 | | 20 | 1 | 767 | 2 | 7 | | 7 | | 20 | 109 |
| 8 | | 2 | | 6 | | 24 | | 537 | 2 | 145 | 1 | 336 | | 19 | 110 |
| 75 | | 32 | | 23 | | 55 | | 242 | 1 | 397 | | 23 | | 63 | 111 |
| 193 | | 17 | | 143 | 1 | 11 | | 1,736 | 58 | 103 | 1 | 38 | | 368 | 112 |
| 5 | | 1 | | 7 | | | | 512 | 4 | 17 | | 1 | | 6 | 113 |
| 21 | | 5 | | 9 | | 5 | | 179 | 2 | 6 | | 10 | 1 | 26 | 114 |
| 7 | | 7 | | | | 2 | | 235 | 16 | 3 | | 14 | 3 | 2 | 115 |
| 127 | | 37 | | 46 | | 52 | 1 | 2,561 | 197 | 30 | | 70 | 1 | 35 | 116 |
| 45 | | 15 | | 51 | 2 | 11 | | 657 | 30 | 10 | | 299* | | 26 | 117 |
| 20 | 46 | 4 | 1 | 6 | 2 | 11 | 4 | 177 | 164 | 6 | 1 | 18 | 12 | 4 | 118 |
| 7 | 94 | | | 1 | 15 | | | 141 | 313 | | | 6 | 4 | 9 | 119 |
| 20 | 2 | 1 | | 2 | | 4 | | 123 | 1 | | | 9 | 1 | 6 | 120 |
| 6 | 13 | | | 1 | 1 | | | 47 | 19 | | | 4 | 2 | 18 | 121 |
| 333 | 48 | 53 | 2 | 46 | 50 | 85 | 8 | 1,938 | 47 | 77 | 5 | 101 | 4 | 140 | 122 |
| 36 | 6 | 3 | 1 | 25 | | 16 | 2 | 123 | 12 | 4 | 1 | 2 | 22 | 5 | 123 |
| | 2 | 3 | | 19 | 191 | | 1 | 49 | 9 | 2 | 2 | | | | 124 |
| 480 | 480 | | 1 | | | 1,551 | 1,472 | 970 | 1,470 | | | 1 | 10 | 1 | 125 |
| 4 | 17 | | | 5 | | | | 14 | 19 | 2 | 1 | | 2 | | 126 |
| | | | | 38 | | | | 6 | 5 | 1 | 1 | | | | 127 |
| 15 | 16 | 1 | | 100 | 93 | 6 | | 8 | 4 | | | | | | 128 |
| 77 | 72 | 3 | 1 | 233 | 182 | | 5 | 42 | 64 | | 3 | 1 | 2 | 4 | 129 |
| 3 | 762 | | 153 | 2 | 369 | 1 | 407 | 28 | 4,912 | | 299 | 1 | 142 | 1 | 130 |
| 4 | 1 | 1 | | | | | | 228 | 153 | | | 23 | 3 | 2 | 131 |
| 5 | 159 | 2 | 23 | 2 | 73 | 1 | 28 | 23 | 1,095 | | 62 | 2 | 31 | 2 | 132 |
| 6 | 514 | | 21 | 1 | 117 | | 230 | 117 | 5,593 | 1 | 45 | 9 | 47 | 1 | 133 |
| 1 | 10 | | | 2 | 5 | | 1 | 586 | 1,967 | | | 73 | 29 | 4 | 134 |
| 189 | 259 | 60 | 2 | 62 | 55 | 95 | 25 | 6,157 | 2,230 | 49 | 39 | 97 | 12 | 135 | 135 |
| 1 | 7 | 12 | 1 | 4 | 16 | | 1 | 143 | 130 | 2 | 5 | 7 | 10 | 6 | 136 |
| 27 | | 1 | | 1 | | 2 | | 284 | 30 | 3 | | 3 | 2 | 2 | 137 |
| 2 | | | | | | 2 | | 8 | | 1 | | 1 | | | 138 |
| 224 | | 158 | | 122 | | 102 | | 2,122 | 3 | 229 | | 334 | | 150 | 139 |
| | | | | 2 | 1 | | | 3 | | | | | | 2 | 140 |
| 515 | 1 | 148 | 4 | 175 | 5 | 106 | 6 | 2,411 | 31 | 159 | 1 | 169 | 2 | 306 | 141 |
| 24 | | | | 47 | | 9 | | 181 | 1 | 10 | | 16 | 1 | 7 | 142 |
| 43 | 16 | 25 | | 23 | 1 | 18 | 3 | 142 | 8 | 11 | 2 | 15 | 1 | 23 | 143 |
| 3 | | | | 1 | | | | 12 | 3 | | | | 1 | 1 | 144 |
| 29 | 8 | 16 | | 33 | 2 | 7 | | 1,736 | 848 | 63 | 7 | 8 | 3 | 518 | 145 |
| 58 | 6 | 32 | | 19 | 1 | 31 | 1 | 616 | 25 | 16 | 2 | 10 | 1 | 62 | 146 |
| 395 | 55 | 67 | 1 | 371 | 188 | 162 | 24 | 2,725 | 1,066 | 343 | 19 | 193 | 56 | 235 | 147 |

STATISTICS OF POPULATION.

TABLE 94.—TOTAL PERSONS 10 YEARS OF AGE AND OVER ENGAGED IN EACH SPECIFIED OCCUPATION,

| OCCUPATIONS. | BIRMINGHAM, ALA. | | BOSTON, MASS. | | BRIDGEPORT, CONN. | | BROCKTON, MASS. | | BUFFALO, N. Y. | |
|---|------------------|----------|---------------|----------|-------------------|----------|-----------------|----------|----------------|----------|
| | Males. | Females. | Males. | Females. | Males. | Females. | Males. | Females. | Males. | Females. |
| 1 Population 10 years of age and over | 16,069 | 15,216 | 221,799 | 282,836 | 28,261 | 28,514 | 15,931 | 16,314 | 134,033 | 137,213 |
| 2 All occupations ¹ | 13,688 | 5,162 | 181,183 | 70,339 | 23,943 | 7,811 | 13,050 | 4,492 | 106,340 | 28,662 |
| 3 Agricultural pursuits | 140 | 1 | 1,331 | 43 | 368 | 5 | 217 | 4 | 894 | 148 |
| 4 Agricultural laborers ¹ | 64 | 1 | 799 | 33 | 167 | 4 | 113 | 2 | 327 | 125 |
| 5 Dairywomen and dairymen | 1 | 1 | 2 | 2 | 2 | 2 | 2 | 2 | 16 | 2 |
| 6 Farmers, planters, and overseers | 39 | 1 | 110 | 2 | 103 | 1 | 79 | 2 | 140 | 4 |
| 7 Gardeners, florists, nurserymen, etc | 8 | 1 | 370 | 6 | 92 | 1 | 19 | 1 | 295 | 17 |
| 8 Lumbermen and raftsmen | 10 | 1 | 24 | 1 | 2 | 1 | 1 | 1 | 48 | 1 |
| 9 Stock raisers, herders, and drovers | 11 | 1 | 16 | 1 | 1 | 1 | 1 | 1 | 66 | 1 |
| 10 Turpentine farmers and laborers | 11 | 1 | 16 | 1 | 1 | 1 | 1 | 1 | 66 | 1 |
| 11 Wood choppers | 7 | 1 | 7 | 1 | 1 | 1 | 5 | 1 | 2 | 1 |
| 12 Other agricultural pursuits | 7 | 1 | 3 | 2 | 3 | 2 | 3 | 2 | 3 | 2 |
| 13 Professional service | 845 | 182 | 10,666 | 4,811 | 910 | 372 | 391 | 260 | 5,081 | 2,374 |
| 14 Actors, professional showmen, etc. | 33 | 1 | 510 | 232 | 42 | 5 | 18 | 3 | 255 | 45 |
| 15 Architects, designers, draughtsmen, etc. | 30 | 1 | 727 | 45 | 112 | 2 | 15 | 1 | 313 | 10 |
| 16 Artists and teachers of art | 10 | 6 | 365 | 291 | 18 | 18 | 12 | 9 | 158 | 90 |
| 17 Clergymen | 91 | 6 | 588 | 89 | 70 | 3 | 40 | 5 | 360 | 25 |
| 18 Dentists | 32 | 1 | 417 | 20 | 41 | 1 | 22 | 1 | 198 | 6 |
| 19 Electricians | 58 | 1 | 1,269 | 8 | 87 | 1 | 39 | 1 | 543 | 3 |
| 20 Engineers (civil, etc.) and surveyors | 74 | 1 | 941 | 1 | 74 | 1 | 13 | 1 | 333 | 1 |
| 21 Journalists | 31 | 2 | 436 | 75 | 41 | 1 | 20 | 2 | 199 | 17 |
| 22 Lawyers | 190 | 3 | 992 | 16 | 99 | 1 | 33 | 1 | 773 | 3 |
| 23 Literary and scientific persons | 19 | 3 | 239 | 173 | 27 | 7 | 6 | 8 | 96 | 56 |
| 24 Musicians and teachers of music | 53 | 29 | 1,062 | 922 | 87 | 62 | 35 | 49 | 475 | 328 |
| 25 Officials (government) | 64 | 1 | 893 | 27 | 64 | 1 | 40 | 3 | 399 | 9 |
| 26 Physicians and surgeons | 112 | 3 | 1,486 | 330 | 111 | 9 | 64 | 9 | 657 | 62 |
| 27 Teachers and professors in colleges, etc. | 42 | 131 | 589 | 2,485 | 26 | 259 | 25 | 168 | 231 | 1,678 |
| 28 Other professional service | 6 | 2 | 152 | 97 | 11 | 5 | 9 | 1 | 86 | 42 |
| 29 Domestic and personal service | 2,815 | 4,214 | 37,749 | 29,319 | 4,231 | 2,518 | 943 | 1,162 | 23,681 | 12,173 |
| 30 Barbers and hairdressers | 113 | 2 | 2,056 | 156 | 188 | 11 | 94 | 7 | 873 | 59 |
| 31 Bartenders | 141 | 1 | 1,496 | 7 | 158 | 1 | 2 | 1 | 741 | 3 |
| 32 Boarding and lodging house keepers | 14 | 146 | 148 | 1,423 | 19 | 137 | 11 | 60 | 30 | 359 |
| 33 Hotel keepers | 21 | 18 | 264 | 13 | 26 | 1 | 7 | 4 | 809 | 21 |
| 34 Housekeepers and stewards ¹ | 6 | 44 | 312 | 2,146 | 20 | 150 | 3 | 148 | 123 | 553 |
| 35 Janitors and sextons | 41 | 2 | 1,610 | 176 | 89 | 7 | 60 | 2 | 329 | 78 |
| 36 Laborers (not specified) ¹ | 1,647 | 24 | 19,545 | 134 | 2,912 | 194 | 476 | 10 | 16,180 | 141 |
| 37 Launderers and laundresses | 24 | 1,814 | 1,153 | 2,906 | 88 | 233 | 52 | 92 | 235 | 1,111 |
| 38 Nurses and midwives | 10 | 275 | 268 | 2,428 | 17 | 176 | 4 | 129 | 149 | 1,000 |
| 39 Restaurant keepers | 28 | 12 | 582 | 78 | 42 | 3 | 37 | 7 | 125 | 27 |
| 40 Saloon keepers | 57 | 1 | 168 | 4 | 156 | 5 | 12 | 1 | 1,202 | 46 |
| 41 Servants and waiters | 547 | 1,874 | 5,747 | 19,564 | 221 | 1,576 | 81 | 701 | 1,376 | 8,632 |
| 42 Soldiers, sailors, and marines (U. S.) | 4 | 1 | 964 | 1 | 27 | 1 | 15 | 1 | 247 | 1 |
| 43 Watchmen, policemen, firemen, etc. | 109 | 1 | 2,795 | 10 | 220 | 2 | 72 | 1 | 1,591 | 3 |
| 44 Other domestic and personal service | 53 | 2 | 641 | 274 | 48 | 22 | 17 | 2 | 166 | 35 |
| 45 Trade and transportation | 5,725 | 370 | 69,667 | 15,916 | 5,937 | 982 | 2,762 | 529 | 34,330 | 6,036 |
| 46 Agents | 375 | 9 | 3,919 | 280 | 338 | 22 | 197 | 10 | 2,097 | 82 |
| 47 Bankers and brokers | 103 | 1 | 817 | 2 | 86 | 1 | 19 | 1 | 262 | 1 |
| 48 Boatmen and sailors ¹ | 5 | 1 | 902 | 2 | 139 | 1 | 13 | 1 | 947 | 5 |
| 49 Bookkeepers and accountants ¹ | 340 | 45 | 3,026 | 3,564 | 342 | 131 | 166 | 182 | 1,915 | 975 |
| 50 Clerks and copyists ¹ | 570 | 72 | 10,998 | 2,144 | 771 | 124 | 249 | 78 | 5,384 | 1,461 |
| 51 Commercial travelers | 303 | 1 | 1,705 | 28 | 124 | 1 | 77 | 1 | 733 | 5 |
| 52 Draymen, hackmen, teamsters, etc. | 448 | 3 | 11,321 | 16 | 881 | 1 | 417 | 3 | 3,374 | 2 |
| 53 Foremen and overseers | 49 | 1 | 553 | 61 | 48 | 1 | 19 | 2 | 377 | 15 |
| 54 Hostlers | 55 | 1 | 1,281 | 1 | 118 | 1 | 77 | 1 | 234 | 1 |
| 55 Hucksters and peddlers | 76 | 10 | 1,943 | 95 | 125 | 3 | 52 | 5 | 861 | 29 |
| 56 Livery stable keepers | 11 | 1 | 242 | 2 | 36 | 1 | 21 | 1 | 109 | 1 |
| 57 Merchants and dealers (except wholesale) | 764 | 16 | 9,115 | 685 | 899 | 47 | 546 | 19 | 4,347 | 376 |
| 58 Merchants and dealers (wholesale) | 40 | 1 | 609 | 9 | 32 | 1 | 15 | 1 | 366 | 3 |
| 59 Messengers and errand and office boys | 53 | 1 | 2,403 | 546 | 96 | 9 | 28 | 1 | 754 | 31 |
| 60 Officials of banks and companies | 110 | 2 | 788 | 29 | 92 | 1 | 50 | 1 | 603 | 11 |
| 61 Packers and shippers | 5 | 6 | 1,590 | 498 | 57 | 30 | 69 | 31 | 610 | 223 |
| 62 Porters and helpers (in stores, etc.) | 284 | 3 | 1,091 | 1 | 55 | 9 | 3 | 1 | 142 | 3 |
| 63 Salesmen and saleswomen | 479 | 96 | 9,035 | 5,136 | 767 | 279 | 439 | 134 | 3,126 | 1,543 |
| 64 Steam railroad employees | 1,343 | 4 | 3,724 | 42 | 602 | 9 | 65 | 1 | 5,607 | 10 |
| 65 Stenographers and typewriters ¹ | 80 | 85 | 355 | 2,177 | 26 | 133 | 7 | 47 | 314 | 1,039 |
| 66 Street railway employees | 92 | 1 | 2,195 | 1 | 145 | 1 | 190 | 1 | 807 | 1 |
| 67 Telegraph and telephone linemen | 13 | 1 | 212 | 1 | 17 | 1 | 9 | 1 | 130 | 1 |
| 68 Telegraph and telephone operators | 72 | 16 | 494 | 503 | 25 | 36 | 11 | 13 | 337 | 204 |
| 69 Undertakers | 22 | 1 | 224 | 2 | 25 | 2 | 7 | 1 | 116 | 2 |
| 70 Other persons in trade and transportation | 28 | 1 | 1,180 | 88 | 91 | 31 | 16 | 2 | 628 | 61 |
| 71 Manufacturing and mechanical pursuits ¹ | 4,163 | 395 | 61,770 | 20,250 | 12,497 | 3,934 | 8,737 | 2,537 | 42,354 | 7,831 |
| <i>Building trades.</i> | | | | | | | | | | |
| 72 Carpenters and joiners | 561 | 1 | 6,204 | 5 | 742 | 1 | 353 | 1 | 4,664 | 9 |
| 73 Masons (brick and stone) | 196 | 1 | 2,132 | 1 | 349 | 1 | 184 | 1 | 1,010 | 3 |
| 74 Painters, glaziers, and varnishers | 185 | 1 | 4,393 | 26 | 527 | 1 | 214 | 1 | 2,498 | 23 |
| 75 Paper hangers | 25 | 1 | 377 | 2 | 20 | 1 | 13 | 1 | 337 | 6 |
| 76 Plasterers | 50 | 1 | 569 | 1 | 16 | 1 | 5 | 1 | 269 | 1 |
| 77 Plumbers and gas and steam fitters | 76 | 1 | 2,918 | 1 | 270 | 1 | 92 | 1 | 1,321 | 2 |
| 78 Roofers and slaters | 8 | 1 | 397 | 1 | 16 | 1 | 6 | 1 | 73 | 1 |
| 79 Mechanics (not otherwise specified) | 13 | 1 | 58 | 1 | 55 | 1 | 1 | 1 | 56 | 1 |

¹See explanatory notes in table 91.

OCCUPATIONS.

CLASSIFIED BY SEX, FOR CITIES HAVING 25,000 INHABITANTS OR MORE: 1900—Continued.

| BUTTE, MONT. | | CAMBRIDGE, MASS. | | CAMDEN, N. J. | | CANTON, OHIO. | | CEDAR RAPIDS, IOWA. | | CHARLESTON, S. C. | | CHATTANOOGA, TENN. | | CHELSEA, MASS. | | |
|--------------|----------|------------------|----------|---------------|----------|---------------|----------|---------------------|----------|-------------------|----------|--------------------|----------|----------------|----------|----|
| Males. | Females. | Males. | Females. | Males. | Females. | Males. | Females. | Males. | Females. | Males. | Females. | Males. | Females. | Males. | Females. | |
| 15,422 | 9,545 | 35,580 | 38,321 | 29,543 | 30,873 | 12,017 | 12,454 | 10,089 | 10,488 | 20,057 | 24,662 | 12,299 | 12,259 | 13,149 | 13,750 | 1 |
| 13,667 | 2,102 | 27,058 | 11,127 | 24,991 | 6,975 | 9,759 | 2,385 | 8,004 | 2,137 | 15,578 | 9,250 | 10,178 | 3,661 | 10,767 | 3,224 | 2 |
| 90 | 1 | 309 | 6 | 238 | 5 | 82 | 5 | 181 | 7 | 378 | 381 | 115 | 31 | 61 | 3 | 3 |
| 21 | | 221 | 4 | 133 | 3 | 31 | 2 | 77 | 3 | 211 | 371 | 48 | 18 | 50 | 1 | 4 |
| 3 | | 2 | | 1 | | 1 | | 5 | | 2 | | | | 1 | | 5 |
| 19 | | 21 | 2 | 48 | | 24 | 2 | 75 | 4 | 109 | 8 | 43 | 5 | | | 6 |
| 9 | | 61 | | 41 | 1 | 18 | 1 | 16 | | 32 | 2 | 10 | 7 | 10 | 1 | 7 |
| 10 | | 1 | | 9 | | 3 | | 1 | | 11 | | 10 | | 1 | | 8 |
| 22 | 1 | 1 | | 6 | | | | 5 | | 8 | | 3 | 1 | | | 9 |
| 6 | | 2 | | 1 | | 3 | | 1 | | 1 | | 1 | | | | 10 |
| | | | | | | 3 | | 1 | | 3 | | | | | | 11 |
| | | | | | | 3 | | 1 | | 1 | | | | | | 12 |
| 690 | 217 | 1,591 | 841 | 962 | 417 | 477 | 224 | 405 | 257 | 611 | 465 | 511 | 182 | 436 | 261 | 13 |
| 48 | 15 | 29 | 9 | 29 | 2 | 22 | 2 | 15 | 1 | 9 | | 12 | 1 | 18 | 2 | 14 |
| 28 | 1 | 146 | 7 | 85 | 3 | 47 | 2 | 18 | 1 | 4 | | 15 | | 36 | 7 | 15 |
| 7 | 11 | 39 | 52 | 30 | 14 | 7 | 8 | 11 | 8 | 8 | 6 | 8 | 7 | 13 | 12 | 16 |
| 31 | 4 | 134 | 3 | 101 | 3 | 34 | 3 | 36 | 2 | 119 | 1 | 72 | 7 | 34 | 3 | 17 |
| 25 | 1 | 52 | 2 | 26 | | 19 | | 27 | | 20 | | 15 | | 17 | | 18 |
| 77 | | 129 | | 143 | 1 | 43 | | 28 | | 33 | | 22 | | 60 | | 19 |
| 94 | 1 | 106 | 1 | 102 | | 28 | | 33 | | 30 | | 19 | | 41 | | 20 |
| 33 | 1 | 50 | 7 | 40 | | 23 | 2 | 15 | 6 | 21 | | 20 | | 24 | 1 | 21 |
| 117 | | 191 | 3 | 92 | 1 | 92 | 2 | 80 | | 109 | | 120 | 1 | 29 | 1 | 22 |
| 53 | 5 | 87 | 52 | 30 | 13 | 4 | 3 | 1 | 7 | 7 | 3 | 6 | 1 | 19 | 6 | 23 |
| 49 | 36 | 78 | 150 | 65 | 55 | 26 | 31 | 14 | 32 | 41 | 61 | 27 | 23 | 34 | 63 | 24 |
| 35 | | 103 | 5 | 71 | | 33 | 2 | 34 | 2 | 66 | 4 | 38 | 1 | 33 | | 25 |
| 64 | 2 | 143 | 20 | 113 | 7 | 59 | 7 | 59 | 11 | 79 | 2 | 100 | 3 | 41 | 6 | 26 |
| 22 | 140 | 274 | 515 | 28 | 314 | 35 | 161 | 22 | 185 | 60 | 386 | 30 | 134 | 29 | 159 | 27 |
| 7 | | 30 | 15 | 7 | 2 | 5 | 1 | 12 | 1 | 5 | 2 | 7 | | 8 | 1 | 28 |
| 2,097 | 1,182 | 4,625 | 4,589 | 4,262 | 2,132 | 1,675 | 766 | 1,434 | 851 | 4,568 | 6,147 | 3,003 | 2,660 | 1,575 | 994 | 29 |
| 115 | 11 | 202 | 14 | 222 | 4 | 87 | 2 | 77 | 2 | 158 | 4 | 120 | 5 | 90 | 7 | 30 |
| 181 | | 70 | 1 | 106 | 1 | 62 | 1 | 38 | 1 | 15 | | 112 | | 24 | | 31 |
| 26 | 197 | 19 | 175 | 13 | 77 | 5 | 22 | 5 | 26 | 4 | 87 | 12 | 118 | 9 | 47 | 32 |
| 26 | 9 | 13 | 1 | 46 | 6 | 6 | | 16 | 1 | 4 | | 17 | 3 | 5 | | 33 |
| 3 | 94 | 34 | 293 | 32 | 235 | | 89 | 2 | 35 | 24 | 80 | 5 | 43 | 16 | 30 | 34 |
| 28 | 4 | 271 | 31 | 91 | 8 | 57 | 9 | 49 | 3 | 56 | 3 | 49 | 3 | 58 | 3 | 35 |
| 961 | 21 | 2,801 | 66 | 2,811 | 36 | 1,094 | 16 | 1,008 | 37 | 3,186 | 101 | 1,947 | 37 | 1,011 | 9 | 36 |
| 146 | 76 | 179 | 624 | 100 | 352 | 17 | 103 | 14 | 123 | 57 | 2,924 | 27 | 1,064 | 53 | 129 | 37 |
| 9 | 80 | 8 | 267 | 3 | 132 | 1 | 40 | 1 | 52 | 7 | 396 | 6 | 93 | 5 | 90 | 38 |
| 33 | 13 | 51 | 9 | 54 | 8 | 8 | | 14 | 3 | 42 | 8 | 30 | 11 | 18 | 4 | 39 |
| 152 | 1 | 13 | 1 | 141 | 13 | 119 | 2 | 39 | | 4 | 1 | 59 | | 9 | | 40 |
| 308 | 666 | 564 | 3,074 | 189 | 1,245 | 68 | 478 | 75 | 556 | 709 | 2,536 | 452 | 1,281 | 98 | 607 | 41 |
| 2 | | 26 | | 44 | | 20 | | 10 | | 23 | | 17 | | 12 | | 42 |
| 91 | | 319 | | 370 | 1 | 115 | | 70 | | 250 | 1 | 129 | | 136 | | 43 |
| 16 | 10 | 55 | 28 | 40 | 14 | 16 | 4 | 15 | 7 | 29 | 6 | 21 | 2 | 31 | 8 | 44 |
| 2,844 | 325 | 9,142 | 2,101 | 8,064 | 1,001 | 2,400 | 454 | 3,219 | 495 | 5,565 | 523 | 3,626 | 336 | 4,023 | 740 | 45 |
| 209 | 6 | 433 | 37 | 440 | 19 | 156 | 14 | 241 | 10 | 281 | 15 | 215 | 9 | 239 | 8 | 46 |
| 79 | | 33 | | 44 | | 18 | | 36 | 2 | 96 | 1 | 38 | 1 | 31 | | 47 |
| 1 | | 56 | | 846 | 1 | 1 | | 1 | | 260 | | 8 | | 94 | | 48 |
| 257 | 43 | 334 | 442 | 316 | 161 | 164 | 69 | 116 | 36 | 259 | 40 | 160 | 61 | 177 | 188 | 49 |
| 412 | 63 | 1,134 | 355 | 1,113 | 113 | 355 | 80 | 438 | 49 | 392 | 102 | 464 | 28 | 546 | 101 | 50 |
| 35 | 1 | 218 | 2 | 51 | | 129 | 1 | 232 | 1 | 96 | 1 | 105 | | 106 | 1 | 51 |
| 437 | | 1,874 | 3 | 876 | | 231 | | 280 | | 636 | 1 | 414 | 1 | 589 | 1 | 52 |
| 27 | | 55 | 4 | 73 | 6 | 29 | | 43 | 2 | 38 | | 27 | | 30 | 3 | 53 |
| 30 | | 187 | | 77 | | 41 | | 22 | | 62 | | 59 | | 54 | | 54 |
| 75 | 5 | 145 | 2 | 179 | 3 | 41 | | 32 | 1 | 167 | 57 | 49 | 1 | 220 | 2 | 55 |
| 25 | | 28 | 1 | 23 | 1 | 22 | | 17 | | 12 | | 16 | | 11 | | 56 |
| 409 | 19 | 1,231 | 112 | 1,292 | 114 | 449 | 21 | 384 | 10 | 841 | 80 | 471 | 12 | 644 | 48 | 57 |
| 24 | | 108 | | 141 | | 23 | | 31 | | 78 | | 24 | | 43 | | 58 |
| 42 | 1 | 295 | 39 | 222 | 18 | 29 | 2 | 36 | 4 | 45 | | 48 | 7 | 92 | 19 | 59 |
| 62 | | 130 | 4 | 99 | | 44 | | 107 | | 98 | 1 | 77 | | 57 | 3 | 60 |
| 2 | | 363 | 299 | 73 | 71 | 14 | 6 | 59 | 60 | 19 | 1 | 22 | 3 | 125 | 37 | 61 |
| 26 | | 126 | 1 | 62 | | 6 | | 14 | | 378 | 4 | 111 | | 32 | | 62 |
| 328 | 106 | 1,161 | 438 | 1,149 | 322 | 245 | 124 | 336 | 149 | 614 | 112 | 446 | 102 | 578 | 214 | 63 |
| 213 | | 466 | 8 | 975 | 5 | 281 | | 635 | | 455 | 5 | 696 | 1 | 116 | | 64 |
| 32 | 72 | 289 | | 54 | 121 | 29 | 110 | 34 | 92 | 31 | 68 | 35 | 98 | 14 | 94 | 65 |
| 57 | | 413 | | 179 | | 49 | | 46 | | 76 | | 57 | | 140 | | 66 |
| 2 | | 27 | | 55 | | 9 | | 12 | | 21 | | 26 | | 5 | | 67 |
| 21 | 9 | 33 | 54 | 79 | 38 | 23 | 23 | 35 | 25 | 34 | 32 | 27 | 12 | 17 | 18 | 68 |
| 17 | | 37 | 1 | 36 | 1 | 3 | | 11 | 1 | 29 | 1 | 8 | | 13 | | 69 |
| 22 | | 131 | 10 | 110 | 8 | 9 | 4 | 21 | 3 | 47 | | 23 | | 50 | 3 | 70 |
| 7,946 | 377 | 11,386 | 3,590 | 11,465 | 3,370 | 5,125 | 936 | 2,765 | 527 | 4,456 | 1,734 | 2,923 | 452 | 4,672 | 1,226 | 71 |
| 501 | 1 | 1,043 | | 985 | | 370 | | 408 | 1 | 310 | 3 | 261 | | 439 | | 72 |
| 122 | | 294 | | 209 | | 870 | | 131 | | 192 | | 108 | | 97 | | 73 |
| 111 | | 682 | 18 | 504 | 4 | 292 | 1 | 180 | | 250 | 1 | 120 | 1 | 249 | 1 | 74 |
| 18 | | 48 | | 143 | | 29 | | 23 | | 7 | | 15 | | 44 | | 75 |
| 34 | | 87 | | 59 | | 37 | | 12 | | 32 | | 14 | | 44 | | 76 |
| 73 | | 394 | | 297 | | 95 | 2 | 56 | | 69 | | 48 | 1 | 136 | | 77 |
| 10 | | 62 | | 16 | | 16 | | 1 | | 2 | | 3 | | 29 | | 78 |
| 3 | | 8 | | 3 | | 21 | | 1 | | 14 | | 16 | | 2 | | 79 |

STATISTICS OF POPULATION.

TABLE 94.—TOTAL PERSONS 10 YEARS OF AGE AND OVER ENGAGED IN EACH SPECIFIED OCCUPATION,

| OCCUPATIONS. | BIRMINGHAM, ALA. | | BOSTON, MASS. | | BRIDGEPORT, CONN. | | BROCKTON, MASS. | | BUFFALO, N. Y. | |
|---|------------------|----------|---------------|----------|-------------------|----------|-----------------|----------|----------------|----------|
| | Males. | Females. | Males. | Females. | Males. | Females. | Males. | Females. | Males. | Females. |
| Manufacturing and mechanical pursuits ¹ —Con. | | | | | | | | | | |
| <i>Chemicals and allied products.</i> | | | | | | | | | | |
| 80 Oil well and oil works employees..... | 5 | | 22 | | | | | | 102 | |
| 81 Other chemical workers..... | 4 | | 41 | 12 | 159 | 413 | 1 | | 107 | 32 |
| <i>Clay, glass, and stone products.</i> | | | | | | | | | | |
| 82 Brick and tile makers, etc..... | 53 | | 50 | 3 | | | 1 | | 145 | 1 |
| 83 Glass workers..... | 3 | | 115 | 2 | 7 | 1 | 1 | | 50 | 5 |
| 84 Marble and stone cutters..... | 13 | | 903 | | 62 | | 13 | | 297 | 24 |
| 85 Potters..... | | | 58 | 6 | 1 | | | | 6 | |
| <i>Fishing and mining.</i> | | | | | | | | | | |
| 86 Fishermen and oystermen ¹ | 1 | | 378 | 20 | 112 | | 1 | 1 | 51 | 1 |
| 87 Miners and quarrymen ¹ | 145 | | 79 | | 21 | | 2 | | 111 | |
| <i>Food and kindred products.</i> | | | | | | | | | | |
| 88 Bakers..... | 52 | 5 | 1,461 | 107 | 159 | 4 | 71 | 3 | 799 | 80 |
| 89 Butchers..... | 61 | | 849 | 4 | 188 | | 37 | | 1,569 | 19 |
| 90 Butter and cheese makers..... | 8 | | 45 | 7 | 7 | | | | 32 | 11 |
| 91 Confectioners..... | 14 | 1 | 523 | 662 | 20 | 2 | 19 | 15 | 298 | 122 |
| 92 Millers..... | 12 | | 17 | | 10 | | 2 | | 148 | 3 |
| 93 Other food preparers..... | 4 | | 222 | 66 | 4 | | 1 | 1 | 54 | 62 |
| <i>Iron and steel and their products.</i> | | | | | | | | | | |
| 94 Blacksmiths..... | 144 | | 1,761 | | 258 | | 65 | | 1,392 | 2 |
| 95 Iron and steel workers ¹ | 924 | | 1,759 | 75 | 1,491 | 81 | 99 | 2 | 3,164 | 11 |
| 96 Machinists..... | 298 | | 4,329 | 12 | 1,663 | 3 | 158 | | 3,657 | 5 |
| 97 Steam boiler makers..... | 93 | | 470 | | 38 | | | | 626 | 1 |
| 98 Stove, furnace, and grate makers..... | 6 | | 51 | | 1 | | 1 | | 88 | |
| 99 Tool and cutlery makers..... | 2 | | 140 | | 364 | 7 | 11 | | 108 | 1 |
| 100 Wheelwrights..... | 2 | | 122 | | 18 | | 11 | | 31 | |
| 101 Wire workers..... | 2 | | 101 | 9 | 66 | 9 | | | 53 | 4 |
| <i>Leather and its finished products.</i> | | | | | | | | | | |
| 102 Boot and shoe makers and repairers..... | 67 | | 2,201 | 703 | 158 | 2 | 6,254 | 1,959 | 1,039 | 161 |
| 103 Harness and saddle makers and repairers..... | 8 | | 317 | 2 | 46 | 1 | 11 | | 188 | |
| 104 Leather curriers and tanners..... | 1 | | 333 | 30 | 28 | 5 | 24 | 1 | 361 | 16 |
| 105 Trunk and leather-case makers, etc..... | 3 | | 81 | 8 | | | | | 84 | 3 |
| <i>Liquors and beverages.</i> | | | | | | | | | | |
| 106 Bottlers and soda water makers, etc..... | 7 | 1 | 328 | 26 | 22 | | 2 | | 58 | 1 |
| 107 Brewers and maltsters..... | 35 | | 505 | 1 | 47 | | | | 517 | 1 |
| 108 Distillers and rectifiers..... | | | 19 | | 2 | | | | 28 | |
| <i>Lumber and its remanufactures.</i> | | | | | | | | | | |
| 109 Cabinet makers..... | 27 | | 654 | | 152 | | 6 | | 517 | 2 |
| 110 Coopers..... | 4 | | 404 | | 6 | | 3 | | 443 | |
| 111 Saw and planing mill employees..... | 21 | | 187 | | 55 | | 8 | | 524 | |
| 112 Other woodworkers..... | 17 | 1 | 1,992 | 85 | 165 | 4 | 48 | | 917 | 20 |
| <i>Metals and metal products other than iron and steel.</i> | | | | | | | | | | |
| 113 Brass workers..... | 7 | | 740 | 12 | 706 | 39 | | | 215 | 2 |
| 114 Clock and watch makers and repairers..... | 5 | | 208 | 14 | 24 | | 7 | | 88 | 3 |
| 115 Gold and silver workers..... | | | 152 | 35 | 120 | 20 | | | 18 | 11 |
| 116 Tinplate and tinware makers..... | 33 | | 562 | 9 | 65 | | 13 | | 913 | 14 |
| 117 Other metal workers..... | 16 | | 655 | 21 | 293 | 19 | 6 | | 529 | 14 |
| <i>Paper and printing.</i> | | | | | | | | | | |
| 118 Bookbinders..... | 4 | 2 | 528 | 897 | 5 | 4 | 2 | | 124 | 208 |
| 119 Box makers (paper)..... | | 1 | 43 | 484 | 26 | 137 | 22 | 100 | 103 | 200 |
| 120 Engravers..... | 2 | | 300 | 10 | 17 | | 1 | | 139 | 4 |
| 121 Paper and pulp mill operatives..... | | | 134 | 67 | 23 | 3 | | | 66 | 59 |
| 122 Printers, lithographers, and pressmen..... | 121 | 2 | 3,292 | 621 | 173 | 18 | 88 | 7 | 1,649 | 138 |
| <i>Textiles.</i> | | | | | | | | | | |
| 123 Bleachery and dye works operatives..... | 16 | 1 | 69 | 16 | 26 | 1 | 13 | | 45 | 12 |
| 124 Carpet factory operatives ¹ | | | 105 | 324 | 26 | 66 | | | 23 | 1 |
| 125 Cotton mill operatives..... | 3 | 2 | 21 | 74 | 5 | 6 | 2 | | 12 | 18 |
| 126 Hosiery and knitting mill operatives..... | | | 7 | 254 | 3 | 7 | | | 2 | 4 |
| 127 Silk mill operatives..... | | | 33 | 73 | 68 | 101 | 1 | | 5 | 3 |
| 128 Woolen mill operatives..... | | | 110 | 16 | 3 | 1 | | | 2 | |
| 129 Other textile mill operatives..... | 1 | | 233 | 347 | 67 | 66 | 3 | 4 | 19 | 13 |
| 130 Dressmakers..... | | 161 | 74 | 6,395 | | 456 | | 211 | 7 | 3,230 |
| 131 Hat and cap makers..... | | 1 | 102 | 82 | 7 | 5 | | | 20 | 7 |
| 132 Milliners..... | | 38 | 48 | 1,323 | 6 | 156 | 2 | 100 | 3 | 555 |
| 133 Seamstresses..... | | 152 | 60 | 2,157 | 2 | 118 | 1 | 32 | 19 | 803 |
| 134 Shirt, collar, and cuff makers..... | | | 24 | 109 | 25 | 153 | | | 19 | 71 |
| 135 Tailors and tailoresses..... | 76 | 18 | 4,138 | 1,993 | 143 | 35 | 74 | 31 | 1,456 | 1,135 |
| 136 Other textile workers..... | 1 | | 130 | 211 | 158 | 121 | 1 | 4 | 37 | 42 |
| <i>Miscellaneous industries.</i> | | | | | | | | | | |
| 137 Broom and brush makers..... | | | 133 | 280 | 5 | | | | 50 | |
| 138 Charcoal, coke, and lime burners..... | 26 | 3 | 3 | | | | | | 4 | |
| 139 Engineers and firemen (not locomotive) ¹ | 153 | | 3,122 | 1 | 345 | | 153 | | 2,430 | 2 |
| 140 Glove makers..... | | | 23 | 89 | | | | | 28 | 27 |
| 141 Manufacturers and officials, etc..... | 297 | 1 | 2,739 | 85 | 406 | 4 | 305 | 2 | 2,059 | 26 |
| 142 Model and pattern makers..... | 27 | | 185 | 5 | 64 | 1 | 24 | | 212 | |
| 143 Photographers..... | 17 | 1 | 299 | 77 | 23 | 5 | 12 | 3 | 135 | 15 |
| 144 Rubber factory operatives..... | | | 515 | 293 | 90 | 35 | 110 | 22 | 8 | |
| 145 Tobacco and cigar factory operatives..... | 12 | 1 | 1,066 | 230 | 48 | 3 | 1 | 1 | 51 | 24 |
| 146 Upholsterers..... | 15 | | 737 | 95 | 45 | 2 | 15 | | 372 | 24 |
| 147 Other miscellaneous industries..... | 181 | 6 | 3,535 | 1,610 | 2,255 | 1,824 | 213 | 38 | 3,165 | 526 |

¹See explanatory notes in table 91.

OCCUPATIONS:

CLASSIFIED BY SEX, FOR CITIES HAVING 25,000 INHABITANTS OR MORE: 1900—Continued.

| BUTTE, MONT. | | CAMBRIDGE, MASS. | | CAMDEN, N. J. | | CANTON, OHIO. | | CEDAR RAPIDS, IOWA. | | CHARLESTON, S. C. | | CHATTANOOGA, TENN. | | CHELSEA, MASS. | |
|--------------|----------|------------------|----------|---------------|----------|---------------|----------|---------------------|----------|-------------------|----------|--------------------|----------|----------------|----------|
| Males. | Females. | Males. | Females. | Males. | Females. | Males. | Females. | Males. | Females. | Males. | Females. | Males. | Females. | Males. | Females. |
| 2 | | 1 | 8 | 3 | 7 | | 1 | | | 1 | 1 | | | 4 | 80 |
| | | 5 | | 63 | | | | | | 109 | | 3 | | 8 | 81 |
| 9 | | 110 | 1 | 38 | | 74 | | 26 | | 1 | | 43 | | 6 | 82 |
| 3 | | 76 | 5 | 87 | | 3 | | 2 | 1 | | | 1 | | 8 | 83 |
| 22 | | 185 | | 30 | | 29 | | 26 | | 22 | | 19 | | 34 | 84 |
| 1 | | 54 | 4 | 24 | 2 | 24 | 2 | | | | | 13 | | 2 | 85 |
| 1 | | 19 | 6 | 62 | | | | | | 256 | 3 | 6 | | 13 | 86 |
| 5,067 | 4 | 13 | | 4 | | 33 | | 17 | | 27 | | 7 | | 4 | 87 |
| 38 | 1 | 293 | 49 | 225 | 5 | 33 | 9 | 49 | 3 | 172 | 5 | 42 | 1 | 87 | 88 |
| 107 | | 235 | | 241 | 1 | 72 | | 64 | | 140 | | 56 | | 37 | 89 |
| 1 | | 13 | | 8 | | 6 | 1 | 9 | | 10 | 2 | 4 | | 7 | 90 |
| 25 | 11 | 130 | 134 | 72 | 26 | 17 | 3 | 20 | 10 | 18 | 2 | 30 | 3 | 17 | 91 |
| 2 | | 3 | | 9 | | 10 | | 83 | 5 | 14 | | 23 | | 3 | 92 |
| 1 | | 156 | 5 | 39 | 19 | 1 | 1 | 199 | 66 | 1 | | 1 | 1 | 15 | 93 |
| 203 | | 296 | | 290 | | 215 | 1 | 81 | | 166 | | 113 | | 96 | 94 |
| 45 | | 690 | 83 | 645 | 16 | 966 | 3 | 54 | | 51 | | 582 | | 218 | 95 |
| 172 | 2 | 786 | 1 | 980 | | 454 | 1 | 173 | 2 | 190 | 2 | 184 | | 216 | 96 |
| 37 | | 124 | | 117 | | 38 | | 46 | | 37 | | 37 | | 15 | 97 |
| 2 | | 8 | | 20 | | 2 | | | | | | 38 | | 42 | 98 |
| 3 | | 17 | | 50 | | 47 | 1 | 17 | | | | 3 | | 13 | 99 |
| 1 | | 27 | | 35 | | 1 | | 1 | | 32 | | 3 | | 11 | 100 |
| | | 79 | 16 | 35 | 7 | 5 | | 2 | | | | 2 | | 3 | 101 |
| 33 | | 243 | 38 | 632 | 179 | 50 | | 28 | | 122 | 2 | 46 | | 330 | 102 |
| 19 | | 46 | | 33 | | 73 | 32 | 21 | | 5 | | 35 | | 18 | 103 |
| 1 | | 32 | 5 | 320 | 5 | 10 | 22 | 1 | | 4 | | 35 | | 62 | 104 |
| 2 | | 7 | 13 | 24 | 9 | | | | | 1 | | 4 | | 5 | 105 |
| 14 | | 11 | 7 | 31 | 5 | 4 | | 4 | | 1 | | 10 | | 23 | 106 |
| 18 | | | | 7 | | 9 | | 11 | | 20 | | 13 | | 1 | 107 |
| | | 3 | | | | | | | | | | 4 | | 2 | 108 |
| 5 | | 266 | 1 | 105 | 1 | 28 | | 7 | | 19 | | 28 | | 51 | 109 |
| 3 | | 145 | | 36 | | 7 | | 69 | | 93 | | 24 | | 19 | 110 |
| 18 | | 54 | | 69 | | 12 | 1 | 44 | 1 | 99 | 2 | 120 | | 65 | 111 |
| 8 | | 552 | 28 | 277 | 10 | 62 | | 28 | 1 | 66 | 1 | 40 | | 177 | 112 |
| | | 144 | 1 | 87 | 1 | 22 | 1 | | | 4 | | 3 | | 20 | 113 |
| 9 | | 12 | 7 | 38 | | 424 | 285 | 4 | | 14 | | 7 | | 13 | 114 |
| | | 18 | 25 | 28 | 8 | 11 | 2 | | | 2 | | 1 | | 18 | 115 |
| 22 | | 164 | 6 | 154 | 1 | 90 | 7 | 37 | 2 | 80 | | 39 | | 55 | 116 |
| 268 | | 169 | 4 | 155 | 64 | 96 | 14 | 8 | | 18 | | 16 | | 64 | 117 |
| 4 | 1 | 245 | 274 | 78 | 38 | 4 | 5 | 21 | 17 | 13 | 18 | 3 | 8 | 19 | 118 |
| | 1 | 16 | 164 | 13 | 66 | 2 | 16 | 5 | 6 | | | | 6 | 7 | 119 |
| 1 | | 25 | 2 | 37 | 3 | 122 | 2 | 3 | | 3 | | 4 | 1 | 19 | 120 |
| | | 18 | 8 | 57 | 20 | 1 | | 3 | | 3 | | | 3 | 18 | 121 |
| 58 | 1 | 631 | 299 | 488 | 19 | 75 | 9 | 101 | 10 | 112 | 9 | 66 | 6 | 283 | 122 |
| 4 | 2 | 21 | 5 | 80 | 7 | 4 | | 6 | | 14 | 2 | 4 | 2 | 16 | 123 |
| | | | 5 | 191 | 70 | 2 | | 5 | | | | | | | 124 |
| | | 1 | 5 | 8 | 28 | | | | | 85 | 124 | 3 | 2 | | 125 |
| | | 18 | 5 | 15 | 26 | | | | | | | | 2 | | 126 |
| | | | | 17 | 11 | | | | | | | | | 3 | 127 |
| | | 1 | 1 | 156 | 241 | 2 | 1 | | | | | 1 | 2 | 2 | 128 |
| 4 | | 42 | 149 | 235 | 375 | 1 | | 1 | 2 | 36 | 44 | 3 | | 27 | 129 |
| 3 | 249 | 4 | 792 | 2 | 479 | | 281 | | 177 | 2 | 979 | 3 | 199 | 46 | 130 |
| | | 1 | 8 | 15 | 37 | | 1 | | | 4 | 59 | | | 6 | 131 |
| | 54 | 4 | 132 | | 125 | | 54 | 2 | 77 | | | | | 2 | 132 |
| 4 | 29 | 1 | 285 | 16 | 270 | 1 | 45 | | 53 | 3 | 360 | 1 | 126 | 7 | 133 |
| | | 17 | 25 | 18 | 42 | 2 | 5 | | 1 | 1 | 2 | 4 | | 1 | 134 |
| 89 | 11 | 222 | 169 | 177 | 82 | 59 | 32 | 79 | 21 | 139 | 52 | 52 | 15 | 177 | 135 |
| 4 | | 9 | 37 | 37 | 369 | 4 | 1 | 3 | 2 | 14 | 2 | 1 | 1 | 24 | 136 |
| | | 26 | 20 | 37 | | 8 | | 5 | | | | 4 | | 18 | 137 |
| | | 1 | | 4 | | 1 | | | | | | 1 | | 1 | 138 |
| 404 | | 402 | | 539 | 1 | 141 | | 111 | | 218 | | 144 | | 187 | 139 |
| | | 2 | 4 | 2 | 4 | | | | | | | | | | 140 |
| 155 | 1 | 433 | 17 | 377 | 6 | 263 | 3 | 173 | 1 | 168 | 1 | 198 | 1 | 223 | 141 |
| 6 | | 42 | 2 | 57 | 2 | 50 | 1 | 9 | | 10 | | 18 | | 14 | 142 |
| 19 | | 30 | 11 | 24 | 6 | 15 | 2 | 16 | 4 | 8 | 2 | 12 | 1 | 18 | 143 |
| | | 375 | 434 | 11 | 1 | 8 | 9 | | | | | | | 283 | 144 |
| 23 | 1 | 93 | 16 | 204 | 107 | 33 | 15 | 27 | 3 | 9 | | 7 | 2 | 107 | 145 |
| 22 | 1 | 112 | 13 | 102 | 12 | 18 | 1 | 32 | 1 | 31 | 1 | 8 | | 60 | 146 |
| 112 | 6 | 863 | 244 | 1,145 | 553 | 432 | 60 | 223 | 60 | 412 | 53 | 116 | 37 | 333 | 147 |

STATISTICS OF POPULATION.

TABLE 94.—TOTAL PERSONS 10 YEARS OF AGE AND OVER ENGAGED IN EACH SPECIFIED OCCUPATION,

| OCCUPATIONS. | CHESTER, PA. | | CHICAGO, ILL. | | CINCINNATI, OHIO. | | CLEVELAND, OHIO. | | COLUMBUS, OHIO. | |
|---|--------------|----------|---------------|----------|-------------------|----------|------------------|----------|-----------------|----------|
| | Males. | Females. | Males. | Females. | Males. | Females. | Males. | Females. | Males. | Females. |
| 1 Population 10 years of age and over..... | 13,513 | 13,528 | 674,594 | 646,231 | 125,941 | 137,967 | 150,409 | 147,272 | 52,625 | 51,591 |
| 2 All occupations ¹ | 11,586 | 3,762 | 555,515 | 149,867 | 103,813 | 37,786 | 122,505 | 31,351 | 40,353 | 11,472 |
| 3 Agricultural pursuits..... | 73 | 2 | 7,331 | 392 | 1,094 | 29 | 751 | 45 | 560 | 6 |
| 4 Agricultural laborers ¹ | 33 | 1 | 1,811 | 190 | 508 | 4 | 352 | 27 | 163 | 1 |
| 5 Dairymen and dairywomen..... | 27 | 1 | 141 | 10 | 81 | 5 | 2 | 2 | 2 | 1 |
| 6 Farmers, planters, and overseers..... | 27 | 1 | 1,284 | 54 | 215 | 14 | 108 | 6 | 322 | 2 |
| 7 Gardeners, florists, nurserymen, etc..... | 12 | | 1,162 | 62 | 205 | 6 | 234 | 12 | 64 | 3 |
| 8 Lumbermen and raftsmen..... | | | 245 | 1 | 16 | | 32 | | 17 | |
| 9 Stock raisers, herders, and drovers..... | | | | | | | | | | |
| 10 Turpentine farmers and laborers..... | | | 2,657 | 73 | 64 | | 16 | | 1 | |
| 11 Wood choppers..... | | | | | | | | | | |
| 12 Other agricultural pursuits..... | 1 | | 22 | 2 | 5 | | 7 | | 1 | |
| 13 Professional service..... | 351 | 199 | 30,301 | 12,340 | 4,842 | 2,064 | 5,401 | 2,496 | 2,630 | 1,085 |
| 14 Actors, professional showmen, etc..... | 9 | 1 | 1,599 | 621 | 222 | 44 | 213 | 43 | 433 | 34 |
| 15 Architects, designers, draughtsmen, etc..... | 33 | 3 | 1,872 | 56 | 250 | 4 | 475 | 4 | 131 | 5 |
| 16 Artists and teachers of art..... | 6 | 3 | 1,398 | 722 | 227 | 90 | 109 | 89 | 64 | 53 |
| 17 Clergymen..... | 39 | 3 | 1,549 | 165 | 368 | 22 | 380 | 41 | 162 | 15 |
| 18 Dentists..... | 9 | | 1,220 | 79 | 188 | 5 | 189 | 9 | 82 | 1 |
| 19 Electricians..... | 39 | | 4,551 | 98 | 423 | 2 | 663 | 19 | 171 | 2 |
| 20 Engineers (civil, etc.) and surveyors..... | 39 | | 1,664 | 7 | 258 | 2 | 498 | 1 | 133 | |
| 21 Journalists..... | 22 | | 1,332 | 142 | 208 | 17 | 174 | 17 | 113 | 9 |
| 22 Lawyers..... | 31 | 1 | 4,241 | 66 | 705 | 12 | 610 | 3 | 407 | 6 |
| 23 Literary and scientific persons..... | 22 | 1 | 675 | 281 | 89 | 43 | 163 | 66 | 46 | 24 |
| 24 Musicians and teachers of music..... | 11 | 34 | 2,692 | 2,035 | 495 | 382 | 426 | 328 | 164 | 141 |
| 25 Officials (government)..... | 24 | 1 | 1,951 | 133 | 321 | 6 | 318 | 8 | 133 | 4 |
| 26 Physicians and surgeons..... | 41 | 6 | 3,646 | 543 | 718 | 82 | 764 | 88 | 344 | 25 |
| 27 Teachers and professors in colleges, etc..... | 20 | 147 | 1,591 | 7,200 | 329 | 1,314 | 331 | 1,750 | 223 | 756 |
| 28 Other professional service..... | 6 | 1 | 320 | 182 | 41 | 39 | 78 | 35 | 24 | 10 |
| 29 Domestic and personal service..... | 3,624 | 1,189 | 117,853 | 54,045 | 17,415 | 14,246 | 25,543 | 11,964 | 8,201 | 5,011 |
| 30 Barbers and hairdressers..... | 92 | 3 | 4,628 | 475 | 968 | 60 | 920 | 43 | 393 | 29 |
| 31 Bartenders..... | 41 | | 4,414 | 25 | 1,209 | 3 | 665 | 21 | 371 | 3 |
| 32 Boarding and lodging house keepers..... | 3 | 34 | 196 | 2,151 | 26 | 319 | 41 | 429 | 28 | 291 |
| 33 Hotel keepers..... | 44 | 2 | 566 | 200 | 85 | 20 | 91 | 14 | 31 | 6 |
| 34 Housekeepers and stewards ¹ | 1 | 162 | 297 | 2,963 | 58 | 504 | 76 | 646 | 20 | 305 |
| 35 Janitors and sextons..... | 27 | 1 | 4,023 | 333 | 513 | 200 | 493 | 100 | 248 | 26 |
| 36 Laborers (not specified) ¹ | 3,137 | 54 | 73,597 | 1,446 | 8,908 | 103 | 17,946 | 184 | 4,632 | 135 |
| 37 Launderers and laundresses..... | 36 | 147 | 2,093 | 6,636 | 169 | 3,015 | 276 | 1,475 | 85 | 719 |
| 38 Nurses and midwives..... | 2 | 64 | 203 | 3,732 | 31 | 757 | 75 | 914 | 64 | 354 |
| 39 Restaurant keepers..... | 17 | 1 | 947 | 243 | 160 | 31 | 142 | 25 | 55 | 15 |
| 40 Saloon keepers..... | 5 | | 6,130 | 129 | 1,202 | 49 | 1,365 | 94 | 442 | 16 |
| 41 Servants and waiters..... | 75 | 668 | 11,674 | 35,340 | 2,232 | 9,093 | 1,561 | 7,914 | 703 | 3,034 |
| 42 Soldiers, sailors, and marines (U.S.)..... | 16 | | 402 | | 117 | | 222 | | 366 | |
| 43 Watchmen, policemen, firemen, etc..... | 115 | | 7,830 | 27 | 1,523 | 7 | 1,469 | 3 | 620 | 3 |
| 44 Other domestic and personal service..... | 13 | 3 | 853 | 290 | 209 | 85 | 196 | 102 | 93 | 23 |
| 45 Trade and transportation..... | 2,039 | 406 | 195,163 | 36,371 | 34,573 | 6,479 | 34,927 | 6,243 | 13,939 | 1,992 |
| 46 Agents..... | 127 | 5 | 12,918 | 537 | 2,019 | 81 | 1,958 | 82 | 390 | 26 |
| 47 Bankers and brokers..... | 30 | | 2,633 | 3 | 329 | 1 | 302 | 1 | 83 | 1 |
| 48 Boatmen and sailors ¹ | 15 | | 1,935 | 3 | 244 | 12 | 840 | | 7 | 1 |
| 49 Bookkeepers and accountants ¹ | 85 | 61 | 11,803 | 5,112 | 2,112 | 676 | 2,261 | 834 | 739 | 344 |
| 50 Clerks and copyists ¹ | 319 | 61 | 39,006 | 9,165 | 5,627 | 1,025 | 5,238 | 950 | 1,990 | 385 |
| 51 Commercial travelers..... | 2 | | 4,303 | 37 | 1,047 | 7 | 972 | 12 | 585 | 2 |
| 52 Draymen, hackmen, teamsters, etc..... | 231 | 1 | 23,203 | 26 | 4,960 | 13 | 4,130 | 6 | 1,295 | 2 |
| 53 Foremen and overseers..... | 18 | 1 | 1,795 | 111 | 313 | 16 | 283 | 13 | 134 | 3 |
| 54 Hostlers..... | 16 | | 1,330 | 1 | 451 | | 229 | | 282 | |
| 55 Hucksters and peddlers..... | 55 | 1 | 4,680 | 110 | 1,157 | 77 | 1,142 | 26 | 213 | 2 |
| 56 Livery stable keepers..... | 7 | | 479 | 9 | 65 | | 99 | | 71 | 1 |
| 57 Merchants and dealers (except wholesale)..... | 413 | 44 | 23,240 | 1,433 | 4,325 | 425 | 4,963 | 302 | 1,859 | 59 |
| 58 Merchants and dealers (wholesale)..... | 34 | 1 | 3,354 | 31 | 474 | 4 | 307 | 3 | 181 | |
| 59 Messengers and errand and office boys..... | 36 | | 6,056 | 932 | 1,188 | 148 | 655 | 62 | 131 | 6 |
| 60 Officials of banks and companies..... | 23 | | 3,540 | 70 | 583 | 10 | 802 | 11 | 268 | 1 |
| 61 Packers and shippers..... | 7 | | 2,253 | 1,071 | 573 | 394 | 330 | 252 | 61 | 25 |
| 62 Porters and helpers (in stores, etc.)..... | 3 | | 2,773 | 24 | 1,131 | 5 | 339 | 7 | 262 | 2 |
| 63 Salesmen and saleswomen..... | 207 | 150 | 22,012 | 7,816 | 3,411 | 2,046 | 4,356 | 1,812 | 1,625 | 509 |
| 64 Steam railroad employees..... | 206 | 1 | 15,274 | 112 | 1,397 | 14 | 3,077 | 6 | 2,310 | 6 |
| 65 Stenographers and typewriters ¹ | 19 | 64 | 1,662 | 8,113 | 286 | 1,233 | 390 | 1,399 | 135 | 505 |
| 66 Street railway employees..... | 93 | | 5,211 | 12 | 1,245 | 1 | 1,045 | 1 | 324 | 2 |
| 67 Telegraph and telephone linemen..... | 13 | | 323 | | 69 | | 312 | | 97 | |
| 68 Telegraph and telephone operators..... | 36 | 13 | 2,146 | 1,232 | 297 | 169 | 301 | 350 | 162 | 102 |
| 69 Undertakers..... | 10 | | 612 | 11 | 113 | 1 | 112 | 2 | 40 | 3 |
| 70 Other persons in trade and transportation..... | 34 | 3 | 2,498 | 195 | 652 | 66 | 479 | 67 | 195 | 7 |
| 71 Manufacturing and mechanical pursuits ¹ | 5,499 | 2,016 | 204,367 | 46,719 | 45,889 | 14,968 | 55,833 | 10,598 | 15,023 | 3,373 |
| <i>Building trades.</i> | | | | | | | | | | |
| 72 Carpenters and joiners..... | 392 | | 17,717 | 12 | 2,209 | 4 | 4,208 | 4 | 1,231 | |
| 73 Masons (brick and stone)..... | 174 | | 4,571 | | 993 | | 1,339 | | 516 | |
| 74 Painters, glaziers, and varnishers..... | 151 | | 13,524 | 101 | 3,147 | 22 | 2,451 | 23 | 1,099 | 9 |
| 75 Paper hangers..... | 34 | | 1,114 | 3 | 434 | | 461 | 3 | 137 | |
| 76 Plasterers..... | 23 | | 1,366 | | 236 | | 252 | | 140 | |
| 77 Plumbers and gas and steam fitters..... | 38 | | 6,003 | 4 | 855 | 2 | 1,073 | 3 | 339 | |
| 78 Roofers and slaters..... | 11 | | 620 | | 117 | | 109 | | 38 | |
| 79 Mechanics (not otherwise specified)..... | | | 303 | 2 | 32 | | 61 | | 28 | |

*

¹See explanatory notes in table 91.

OCCUPATIONS.

CLASSIFIED BY SEX, FOR CITIES HAVING 25,000 INHABITANTS OR MORE: 1900—Continued.

| COUNCIL BLUFFS, IOWA. | | COVINGTON, KY. | | DALLAS, TEX. | | DAVENPORT, IOWA. | | DAYTON, OHIO. | | DENVER, COLO. | | DES MOINES, IOWA. | | DETROIT, MICH. | | | |
|-----------------------|----------|----------------|----------|--------------|----------|------------------|----------|---------------|----------|---------------|----------|-------------------|----------|----------------|----------|----|--|
| Males. | Females. | Males. | Females. | Males. | Females. | Males. | Females. | Males. | Females. | Males. | Females. | Males. | Females. | Males. | Females. | | |
| 10,321 | 9,847 | 16,138 | 18,068 | 17,110 | 17,194 | 13,903 | 14,385 | 34,280 | 35,322 | 54,335 | 55,187 | 25,004 | 25,434 | 107,981 | 115,432 | 1 | |
| 8,257 | 1,914 | 13,087 | 4,838 | 13,904 | 4,489 | 11,080 | 3,253 | 28,192 | 7,794 | 43,022 | 12,244 | 19,866 | 5,305 | 87,833 | 27,390 | 2 | |
| 413 | 6 | 101 | 3 | 313 | 9 | 222 | 9 | 269 | 12 | 1,104 | 22 | 833 | 12 | 674 | 47 | 3 | |
| 174 | 1 | 56 | 1 | 130 | 6 | 62 | 2 | 103 | 4 | 381 | 4 | 327 | 2 | 231 | 35 | 4 | |
| 18 | | 2 | | 47 | 6 | 8 | | 8 | | 50 | 1 | 33 | 2 | 12 | 1 | 5 | |
| 143 | 1 | 30 | 1 | 88 | 2 | 81 | 2 | 67 | 1 | 294 | 10 | 307 | 5 | 143 | 4 | 6 | |
| 54 | 4 | 8 | 1 | 41 | 1 | 67 | 5 | 80 | 7 | 157 | 3 | 121 | 2 | 173 | 5 | 7 | |
| | | 2 | | 6 | | 7 | | 8 | | 32 | | 25 | | 78 | 1 | 8 | |
| | | | | | | | | | | | | | | | | | |
| 20 | | 2 | | 29 | | 1 | | 2 | | 170 | 4 | 17 | 1 | 22 | | 9 | |
| | | | | | | | | | | | | | | | | 10 | |
| 2 | | 1 | | 12 | | | | | | | | | | | | 11 | |
| 2 | | | | 1 | | | | 1 | | 20 | | 3 | | 3 | | 12 | |
| | | | | | | | | | | | | | | 7 | | | |
| 383 | 292 | 511 | 299 | 962 | 349 | 539 | 332 | 1,399 | 694 | 3,649 | 1,695 | 1,370 | 750 | 4,633 | 2,060 | 13 | |
| 22 | | 25 | | 23 | 5 | 14 | 2 | 43 | 7 | 146 | 71 | 56 | 2 | 176 | 30 | 14 | |
| 10 | | 29 | 1 | 33 | 1 | 21 | | 132 | 1 | 138 | 9 | 40 | | 280 | 3 | 15 | |
| 4 | 7 | 9 | 20 | 13 | 19 | 11 | 14 | 31 | 22 | 84 | 98 | 15 | 16 | 159 | 103 | 16 | |
| 37 | 1 | 60 | 2 | 115 | 5 | 48 | 1 | 159 | 5 | 246 | 23 | 177 | 14 | 311 | 13 | 17 | |
| 15 | 1 | 20 | | 26 | 3 | 30 | 5 | 53 | 2 | 130 | 9 | 61 | 7 | 181 | 3 | 18 | |
| | | | | | | | | | | | | | | | | | |
| 16 | | 58 | | 79 | | 44 | | 112 | | 214 | 3 | 89 | | 524 | 1 | 19 | |
| 25 | | 17 | | 47 | | 38 | | 60 | 1 | 388 | | 40 | | 241 | 1 | 20 | |
| 25 | 2 | 26 | 1 | 51 | 3 | 25 | 2 | 42 | 4 | 131 | 18 | 72 | 14 | 132 | 20 | 21 | |
| 34 | 4 | 68 | 1 | 218 | 1 | 33 | 3 | 170 | 3 | 745 | 12 | 255 | 2 | 630 | 5 | 22 | |
| 3 | 2 | 8 | 7 | 5 | 2 | 8 | 3 | 13 | 7 | 174 | 32 | 16 | 18 | 177 | 56 | 23 | |
| | | | | | | | | | | | | | | | | | |
| 31 | 36 | 26 | 63 | 67 | 79 | 54 | 51 | 98 | 102 | 246 | 255 | 64 | 106 | 362 | 429 | 24 | |
| 46 | 1 | 66 | 1 | 72 | 1 | 43 | 2 | 103 | 5 | 193 | 14 | 135 | 5 | 346 | 4 | 25 | |
| 40 | 11 | 58 | 7 | 143 | 10 | 67 | 5 | 202 | 11 | 515 | 102 | 204 | 41 | 633 | 59 | 26 | |
| 22 | 227 | 33 | 193 | 61 | 208 | 44 | 244 | 165 | 519 | 201 | 1,027 | 121 | 513 | 232 | 1,297 | 27 | |
| 8 | | 8 | 3 | 9 | 8 | 9 | 3 | 16 | 5 | 48 | 22 | 25 | 12 | 59 | 36 | 28 | |
| 1,806 | 911 | 1,914 | 1,375 | 3,341 | 2,747 | 2,284 | 1,336 | 5,496 | 2,643 | 7,665 | 5,597 | 3,560 | 1,890 | 17,744 | 9,909 | 29 | |
| 69 | 6 | 93 | 3 | 182 | 12 | 117 | 6 | 285 | 4 | 469 | 109 | 224 | 15 | 654 | 44 | 30 | |
| 52 | | 118 | 1 | 163 | | 123 | | 247 | | 294 | 1 | 65 | | 501 | 4 | 31 | |
| 11 | 35 | 9 | 35 | 33 | 230 | 6 | 77 | 8 | 37 | 71 | 526 | 6 | 101 | 33 | 306 | 32 | |
| 20 | 2 | 6 | | 33 | 7 | 25 | 3 | 26 | 3 | 101 | 20 | 26 | 7 | 109 | 9 | 33 | |
| 1 | 33 | 5 | 73 | 8 | 90 | 6 | 31 | 12 | 179 | 17 | 277 | 3 | 156 | 100 | 484 | 34 | |
| | | | | | | | | | | | | | | | | | |
| 38 | | 43 | 13 | 74 | 3 | 58 | 3 | 148 | 11 | 284 | 10 | 175 | 6 | 325 | 78 | 35 | |
| 1,232 | 34 | 1,059 | 4 | 1,439 | 32 | 1,507 | 12 | 3,555 | 174 | 3,735 | 182 | 2,239 | 45 | 11,828 | 291 | 36 | |
| 18 | 120 | 36 | 374 | 70 | 972 | 32 | 207 | 94 | 321 | 349 | 633 | 70 | 271 | 136 | 1,013 | 37 | |
| 1 | 75 | 2 | 52 | 11 | 112 | 5 | 122 | 19 | 172 | 24 | 619 | 19 | 144 | 51 | 642 | 38 | |
| 16 | 5 | 11 | 2 | 77 | 10 | 20 | 10 | 33 | 7 | 147 | 28 | 45 | 10 | 105 | 9 | 39 | |
| | | | | | | | | | | | | | | | | | |
| 41 | | 143 | 4 | 179 | | 106 | 1 | 303 | 14 | 292 | 5 | 60 | | 729 | 5 | 40 | |
| 187 | 595 | 195 | 805 | 383 | 1,272 | 150 | 806 | 363 | 1,665 | 1,286 | 3,138 | 407 | 1,129 | 1,301 | 6,981 | 41 | |
| 1 | | 15 | | 6 | | 16 | | 42 | | 51 | | 17 | | 274 | | 42 | |
| 59 | | 151 | | 142 | | 99 | | 305 | | 339 | | 150 | | 1,450 | | 43 | |
| 10 | 6 | 23 | 9 | 31 | 9 | 14 | 8 | 46 | 6 | 106 | 49 | 54 | 6 | 146 | 37 | 44 | |
| 3,950 | 369 | 4,339 | 313 | 5,753 | 539 | 3,265 | 532 | 7,535 | 1,389 | 17,010 | 2,403 | 7,447 | 1,372 | 28,184 | 5,407 | 45 | |
| | | | | | | | | | | | | | | | | | |
| 179 | 6 | 243 | 11 | 559 | 26 | 194 | 10 | 507 | 23 | 1,586 | 82 | 736 | 27 | 2,094 | 74 | 46 | |
| 53 | | 49 | | 81 | 1 | 89 | | 59 | | 511 | 5 | 94 | | 302 | 3 | 47 | |
| | | 2 | | 2 | | 2 | | 1 | | 16 | | 1 | | 820 | | 48 | |
| 154 | 63 | 237 | 37 | 364 | 37 | 209 | 31 | 515 | 184 | 988 | 233 | 413 | 222 | 1,734 | 763 | 49 | |
| 404 | 37 | 641 | 31 | 667 | 39 | 373 | 54 | 1,077 | 203 | 2,032 | 305 | 782 | 226 | 4,731 | 1,382 | 50 | |
| | | | | | | | | | | | | | | | | | |
| 232 | | 114 | 2 | 472 | 1 | 186 | 2 | 374 | 2 | 532 | 6 | 615 | 4 | 1,263 | 14 | 51 | |
| 353 | 1 | 359 | 1 | 547 | 3 | 491 | 2 | 870 | | 1,602 | 6 | 1,033 | 5 | 2,924 | 2 | 52 | |
| 51 | | 50 | 1 | 46 | 1 | 35 | | 75 | 1 | 164 | 4 | 65 | 2 | 251 | 24 | 53 | |
| 41 | | 47 | | 84 | | 71 | | 170 | | 137 | | 47 | | 152 | | 54 | |
| 9 | | 95 | 4 | 143 | 1 | 29 | | 123 | 3 | 323 | | 134 | 6 | 928 | 12 | 55 | |
| | | | | | | | | | | | | | | | | | |
| 18 | | 5 | | 25 | | 19 | | 30 | | 71 | 3 | 57 | | 91 | | 56 | |
| 361 | 6 | 651 | 51 | 900 | 31 | 462 | 19 | 1,100 | 52 | 2,541 | 150 | 978 | 23 | 4,066 | 286 | 57 | |
| 41 | 1 | 45 | | 75 | | 57 | | 66 | 1 | 291 | | 97 | 4 | 367 | 6 | 58 | |
| 25 | 1 | 106 | 3 | 66 | 2 | 59 | 3 | 34 | 5 | 289 | 56 | 69 | 21 | 603 | 85 | 59 | |
| 100 | 3 | 81 | 3 | 139 | 4 | 100 | 1 | 150 | 4 | 550 | 7 | 290 | 4 | 568 | 11 | 60 | |
| | | | | | | | | | | | | | | | | | |
| 10 | 10 | 97 | 55 | 31 | 2 | 45 | 66 | 146 | 182 | 51 | 24 | 34 | 17 | 241 | 237 | 61 | |
| 27 | 1 | 79 | 1 | 222 | 2 | 45 | | 99 | | 191 | 1 | 37 | | 225 | 12 | 62 | |
| 404 | 115 | 431 | 302 | 614 | 153 | 370 | 139 | 869 | 330 | 2,071 | 777 | 831 | 358 | 2,665 | 1,103 | 63 | |
| 1,292 | 2 | 654 | | 327 | 1 | 239 | | 533 | | 1,315 | 2 | 705 | 2 | 2,131 | | 64 | |
| 38 | 101 | 40 | 193 | 119 | 174 | 22 | 78 | 110 | 333 | 230 | 546 | 90 | 382 | 251 | 943 | 65 | |
| | | | | | | | | | | | | | | | | | |
| 77 | | 139 | | 86 | | 61 | | 292 | 1 | 514 | | 155 | | 889 | | 66 | |
| 10 | | 10 | | 35 | | 21 | | 31 | | 70 | | 29 | | 157 | | 67 | |
| 43 | 22 | 42 | 11 | 85 | 55 | 31 | 27 | 65 | 36 | 172 | 112 | 54 | 66 | 217 | 358 | 68 | |
| 7 | | 25 | | 12 | | 13 | | 29 | | 44 | | 16 | 1 | 77 | | 69 | |
| 21 | | 73 | 2 | 53 | 1 | 25 | | 194 | 18 | 169 | 10 | 65 | 2 | 337 | 29 | 70 | |
| 1,700 | 336 | 6,222 | 2,343 | 3,535 | 845 | 4,770 | 1,044 | 13,493 | 3,056 | 13,594 | 2,527 | 6,156 | 1,281 | 36,598 | 9,967 | 71 | |
| | | | | | | | | | | | | | | | | | |
| 295 | | 357 | | 550 | 1 | 536 | 1 | 1,194 | 2 | 1,464 | 5 | 799 | | 3,510 | 8 | 72 | |
| 66 | | | | 90 | 1 | 121 | | 318 | | 454 | | 232 | | 745 | | 73 | |
| 155 | 7 | 312 | 1 | 226 | 2 | 310 | | 842 | 4 | 735 | | 429 | | 2,460 | 23 | 74 | |
| | | 80 | | 18 | | 13 | | 89 | | 106 | | 58 | | 95 | 1 | 75 | |
| | | | | | | | | | | | | | | | | | |
| 22 | | 31 | | 19 | | 31 | | 75 | | 135 | | | | | | | |

STATISTICS OF POPULATION.

TABLE 94.—TOTAL PERSONS 10 YEARS OF AGE AND OVER ENGAGED IN EACH SPECIFIED OCCUPATION,

| OCCUPATIONS. | CHESTER, PA. | | CHICAGO, ILL. | | CINCINNATI, OHIO. | | CLEVELAND, OHIO. | | COLUMBUS, OHIO. | |
|---|--------------|----------|---------------|----------|-------------------|----------|------------------|----------|-----------------|----------|
| | Males. | Females. | Males. | Females. | Males. | Females. | Males. | Females. | Males. | Females. |
| Manufacturing and mechanical pursuits ¹ —Con. | | | | | | | | | | |
| <i>Chemicals and allied products.</i> | | | | | | | | | | |
| 80 Oil well and oil works employees..... | 4 | | 77 | 1 | 10 | | 199 | | 2 | |
| 81 Other chemical workers..... | 7 | | 91 | 47 | 28 | 10 | 152 | 19 | 18 | 1 |
| <i>Clay, glass, and stone products.</i> | | | | | | | | | | |
| 82 Brick and tile makers, etc..... | 60 | | 456 | 3 | 99 | 1 | 230 | | 46 | 1 |
| 83 Glass workers..... | | | 512 | 25 | 132 | 3 | 37 | 7 | 48 | 3 |
| 84 Marble and stone cutters..... | 32 | | 1,752 | 5 | 383 | | 441 | 1 | 123 | |
| 85 Potters..... | 3 | | 37 | 2 | 138 | 30 | 7 | | 3 | |
| <i>Fishing and mining.</i> | | | | | | | | | | |
| 86 Fishermen and oystermen ¹ | 29 | | 118 | | 20 | | 98 | | 2 | |
| 87 Miners and quarrymen ¹ | 4 | | 307 | | 46 | 1 | 97 | | 42 | |
| <i>Food and kindred products.</i> | | | | | | | | | | |
| 88 Bakers..... | 62 | 2 | 4,242 | 420 | 1,025 | 64 | 752 | 31 | 267 | 23 |
| 89 Butchers..... | 87 | | 6,079 | 86 | 1,177 | 2 | 1,113 | 2 | 306 | 2 |
| 90 Butter and cheese makers..... | 1 | | 156 | 12 | 86 | 5 | 28 | 4 | 37 | 5 |
| 91 Confectioners..... | 19 | 6 | 1,142 | 765 | 331 | 188 | 176 | 75 | 70 | 50 |
| 92 Millers..... | 1 | 3 | 250 | 4 | 43 | | 48 | | 26 | |
| 93 Other food preparers..... | 2 | | 1,908 | 518 | 139 | 51 | 63 | 34 | 20 | 1 |
| <i>Iron and steel and their products.</i> | | | | | | | | | | |
| 94 Blacksmiths..... | 137 | | 5,645 | 1 | 1,276 | 4 | 1,456 | | 708 | |
| 95 Iron and steel workers ¹ | 1,022 | 2 | 14,477 | 183 | 2,009 | 8 | 3,796 | 101 | 1,301 | 3 |
| 96 Machinists..... | 366 | 1 | 16,690 | 25 | 3,566 | 9 | 5,310 | 14 | 1,098 | 5 |
| 97 Steam boiler makers..... | 61 | | 1,307 | | 106 | | 567 | | 145 | |
| 98 Stove, furnace, and grate makers..... | | | 313 | 2 | 201 | 3 | 325 | 1 | 37 | |
| 99 Tool and cutlery makers..... | 10 | | 739 | 17 | 125 | 2 | 382 | 9 | 77 | |
| 100 Wheelwrights..... | 8 | | 139 | | 76 | | 19 | | 16 | |
| 101 Wire workers..... | | | 321 | 174 | 118 | 9 | 1,376 | 21 | 16 | |
| <i>Leather and its finished products.</i> | | | | | | | | | | |
| 102 Boot and shoe makers and repairers..... | 58 | | 4,212 | 536 | 3,233 | 1,533 | 776 | 89 | 1,005 | 467 |
| 103 Harness and saddle makers and repairers..... | 10 | | 1,157 | 27 | 393 | 8 | 144 | | 111 | |
| 104 Leather curriers and tanners..... | 9 | | 2,156 | 79 | 690 | 3 | 93 | | 49 | |
| 105 Trunk and leather-case makers, etc..... | | | 296 | 22 | 158 | 5 | 48 | 7 | 28 | 5 |
| <i>Liquors and beverages.</i> | | | | | | | | | | |
| 106 Bottlers and soda water makers, etc..... | 11 | | 257 | 52 | 97 | 21 | 63 | 8 | 60 | |
| 107 Brewers and maltsters..... | 5 | | 1,207 | 7 | 653 | | 285 | 1 | 187 | |
| 108 Distillers and rectifiers..... | | | 101 | 2 | 175 | 7 | 21 | | | |
| <i>Lumber and its remanufactures.</i> | | | | | | | | | | |
| 109 Cabinet makers..... | 14 | | 3,763 | 3 | 727 | | 603 | 1 | 135 | 3 |
| 110 Coopers..... | 8 | | 1,937 | | 725 | 3 | 457 | 1 | 43 | |
| 111 Saw and planing mill employees..... | 19 | | 1,691 | 5 | 406 | 1 | 435 | | 51 | |
| 112 Other woodworkers..... | 42 | | 7,635 | 250 | 1,617 | 36 | 841 | 9 | 332 | 10 |
| <i>Metals and metal products other than iron and steel.</i> | | | | | | | | | | |
| 113 Brass workers..... | 15 | | 1,566 | 37 | 659 | 18 | 580 | 2 | 95 | |
| 114 Clock and watch makers and repairers..... | 3 | | 635 | 9 | 92 | 2 | 90 | | 75 | 23 |
| 115 Gold and silver workers..... | 1 | 1 | 391 | 79 | 96 | 22 | 17 | 1 | 8 | 1 |
| 116 Tinplate and tinware makers..... | 39 | | 2,473 | 120 | 644 | 12 | 978 | 6 | 246 | |
| 117 Other metal workers..... | 29 | | 3,133 | 120 | 583 | 9 | 340 | 9 | 127 | 1 |
| <i>Paper and printing.</i> | | | | | | | | | | |
| 118 Bookbinders..... | 2 | 2 | 1,253 | 1,612 | 219 | 215 | 167 | 172 | 61 | 37 |
| 119 Box makers (paper)..... | 2 | | 311 | 1,036 | 48 | 469 | 24 | 186 | 4 | 50 |
| 120 Engravers..... | 28 | 1 | 1,042 | 11 | 246 | 16 | 105 | 6 | 43 | 1 |
| 121 Paper and pulp mill operatives..... | 2 | 2 | 297 | 195 | 67 | 66 | 87 | 71 | 13 | 2 |
| 122 Printers, lithographers, and pressmen..... | 47 | 2 | 9,933 | 605 | 2,273 | 190 | 1,529 | 99 | 521 | 50 |
| <i>Textiles.</i> | | | | | | | | | | |
| 123 Bleachery and dye works operatives..... | 91 | 1 | 311 | 62 | 75 | 12 | 62 | 9 | 22 | 1 |
| 124 Carpet factory operatives ¹ | 2 | | 135 | 15 | 23 | 8 | 40 | 8 | 17 | 11 |
| 125 Cotton mill operatives..... | 366 | 414 | 20 | 41 | 5 | 49 | 3 | 4 | | |
| 126 Hosiery and knitting mill operatives..... | | 3 | 36 | 180 | 4 | 65 | 3 | 208 | | 2 |
| 127 Silk mill operatives..... | | 2 | 23 | 112 | | | 3 | 1 | 2 | 1 |
| 128 Woolen mill operatives..... | 135 | 160 | 102 | 29 | 45 | 64 | 131 | 339 | 7 | 12 |
| 129 Other textile mill operatives..... | 673 | 768 | 138 | 235 | 55 | 56 | 82 | 132 | 11 | 6 |
| 130 Dressmakers..... | | 326 | 124 | 13,205 | 13 | 2,739 | 9 | 3,131 | 7 | 943 |
| 131 Hat and cap makers..... | 1 | | 242 | 124 | 60 | 69 | 36 | 41 | 9 | 14 |
| 132 Milliners..... | 2 | 49 | 118 | 3,432 | 17 | 649 | 24 | 310 | 8 | 243 |
| 133 Seamstresses..... | | 50 | 134 | 7,378 | 31 | 3,113 | 35 | 1,457 | 1 | 532 |
| 134 Shirt, collar, and cuff makers..... | 5 | 21 | 130 | 339 | 59 | 84 | 16 | 31 | 11 | 12 |
| 135 Tailors and tailoresses..... | 32 | 13 | 14,321 | 7,444 | 2,214 | 2,013 | 2,625 | 1,603 | 353 | 219 |
| 136 Other textile workers..... | 16 | 35 | 213 | 559 | 36 | 129 | 68 | 99 | 8 | 162 |
| <i>Miscellaneous industries.</i> | | | | | | | | | | |
| 137 Broom and brush makers..... | 1 | | 332 | 40 | 81 | 11 | 72 | 23 | 31 | |
| 138 Charcoal, coke, and lime burners..... | 1 | | 31 | | 1 | | 7 | | | |
| 139 Engineers and firemen (not locomotive) ¹ | 185 | | 8,634 | 3 | 1,658 | 3 | 2,537 | | 557 | 1 |
| 140 Glove makers..... | | | 423 | 737 | | 3 | | 36 | 20 | 31 |
| 141 Manufacturers and officials, etc..... | 137 | | 10,723 | 130 | 2,242 | 37 | 2,525 | 30 | 929 | 22 |
| 142 Model and pattern makers..... | 61 | | 954 | 13 | 173 | 1 | 373 | 3 | 73 | 2 |
| 143 Photographers..... | 9 | 1 | 942 | 136 | 127 | 21 | 143 | 21 | 57 | 10 |
| 144 Rubber factory operatives..... | | | 264 | 40 | 12 | 4 | 142 | 73 | 8 | |
| 145 Tobacco and cigar factory operatives..... | 17 | 54 | 3,399 | 930 | 1,233 | 1,697 | 757 | 301 | 122 | 140 |
| 146 Upholsterers..... | 20 | | 1,379 | 75 | 769 | 50 | 250 | 12 | 220 | 12 |
| 147 Other miscellaneous industries..... | 610 | 97 | 13,457 | 3,636 | 3,308 | 937 | 5,121 | 1,155 | 1,320 | 149 |

¹ See explanatory notes in table 91.

*

OCCUPATIONS.

CLASSIFIED BY SEX, FOR CITIES HAVING 25,000 INHABITANTS OR MORE: 1900—Continued.

| COUNCIL BLUFFS, IOWA. | | COVINGTON, KY. | | DALLAS, TEX. | | DAVENPORT, IOWA. | | DAYTON, OHIO. | | DENVER, COLO. | | DES MOINES, IOWA. | | DETROIT, MICH. | |
|-----------------------|----------|----------------|----------|--------------|----------|------------------|----------|---------------|----------|---------------|----------|-------------------|----------|----------------|-----------|
| Males. | Females. | Males. | Females. | Males. | Females. | Males. | Females. | Males. | Females. | Males. | Females. | Males. | Females. | Males. | Females. |
| 2 | | 1 | | 14 | | | | 7 | | 3 | 1 | 4 | | 2 | 80 |
| | | 2 | 3 | | | | | 3 | 1 | 6 | | 42 | 22 | 332 | 229 81 |
| 14 | | 55 | 2 | 26 | | 29 | | 38 | | 146 | | 96 | | 28 | 1 82 |
| | | 44 | 2 | 1 | | 17 | | 15 | 1 | 47 | | 2 | | 70 | 1 83 |
| 15 | | 51 | | 28 | | 43 | 1 | 107 | | 211 | | 33 | | 262 | 84 |
| | | 11 | 5 | | | | | 4 | | 22 | 1 | 3 | | 13 | 85 |
| 8 | | 4 | | | | 14 | | | | 3 | | 3 | | 14 | 86 |
| 3 | | 17 | | 3 | | 27 | | 15 | | 1,069 | 3 | 805 | | 27 | 87 |
| 29 | 1 | 74 | 9 | 64 | 6 | 74 | 6 | 217 | 14 | 259 | 48 | 111 | 14 | 661 | 31 88 |
| 57 | | 92 | | 109 | 2 | 119 | | 246 | 1 | 318 | | 147 | | 896 | 1 89 |
| 9 | | 6 | | 6 | | 12 | 6 | 12 | 2 | 57 | 1 | 15 | 1 | 40 | 5 90 |
| 33 | 27 | 41 | 32 | 23 | 4 | 27 | 19 | 54 | 14 | 110 | 43 | 31 | 28 | 252 | 121 91 |
| 18 | | 6 | | 21 | | 19 | | 36 | | 48 | 1 | 27 | | 83 | 92 |
| 6 | | 18 | 2 | 35 | 5 | 130 | 21 | 3 | | 15 | 11 | 4 | 4 | 49 | 72 93 |
| 80 | | 157 | | 181 | | 188 | | 501 | | 500 | | 197 | | 983 | 94 |
| 36 | | 794 | | 37 | | 162 | | 1,565 | 62 | 419 | | 135 | 1 | 3,198 | 13 95 |
| 84 | | 572 | 1 | 143 | | 275 | | 1,424 | 1 | 943 | 1 | 222 | | 1,896 | 6 96 |
| 8 | | 27 | | 11 | | 17 | | 167 | | 152 | | 36 | | 288 | 97 |
| 3 | | 75 | | 1 | | 1 | | 45 | | 16 | 2 | 10 | | 1,109 | 4 98 |
| | | 24 | | 4 | | 6 | | 166 | 3 | 14 | | 6 | | 73 | 99 |
| | | 30 | | 3 | | 21 | | 8 | | 8 | | 6 | | 8 | 100 |
| 1 | | 18 | | 4 | | | | 88 | | 9 | | 1 | | 255 | 55 101 |
| 26 | | 305 | 109 | 61 | | 62 | 1 | 174 | 2 | 272 | 3 | 66 | | 877 | 151 102 |
| 32 | 1 | 60 | | 214 | 3 | 184 | | 58 | | 133 | | 79 | | 236 | 4 103 |
| 1 | | 47 | | 6 | | 1 | | 3 | | 11 | | 10 | | 135 | 3 104 |
| 1 | | 6 | | 9 | | 1 | | 2 | | 20 | | 5 | | 77 | 4 105 |
| 5 | | 8 | | 10 | 1 | 9 | 1 | 4 | 1 | 30 | 1 | 2 | 2 | 65 | 15 106 |
| 3 | | 41 | | 24 | | 43 | | 57 | | 114 | | 2 | 2 | 248 | 107 |
| | | 22 | | | | 1 | | 2 | | 5 | | 1 | | 7 | 108 |
| 1 | | 82 | | 43 | | 41 | | 208 | | 134 | | 34 | | 488 | 4 109 |
| 8 | | 49 | | 22 | | 61 | | 55 | | 32 | | 36 | | 183 | 110 |
| 12 | | 49 | | 26 | | 275 | | 37 | 7 | 68 | | 32 | | 183 | 111 |
| 17 | 2 | 165 | 3 | 27 | 3 | 58 | 5 | 355 | 17 | 152 | 6 | 41 | 1 | 1,434 | 150 112 |
| | | 77 | | | | 7 | | 264 | 1 | 30 | | 1 | | 943 | 4 113 |
| 4 | | 24 | 1 | 13 | | 14 | | 14 | | 56 | | 11 | | 37 | 6 114 |
| | | 10 | 2 | 3 | | 6 | | 7 | | 17 | 1 | 15 | | 23 | 13 115 |
| 27 | | 137 | 1 | 61 | | 57 | 1 | 151 | 5 | 143 | 1 | 53 | | 485 | 2 116 |
| 11 | | 75 | | 6 | | 29 | | 302 | 6 | 292 | | 34 | | 597 | 9 117 |
| 7 | 4 | 21 | 33 | 11 | 8 | 19 | 12 | 47 | 35 | 59 | 55 | 33 | 37 | 101 | 158 118 |
| 1 | | 1 | 14 | | 4 | 1 | 12 | 17 | 97 | 4 | 10 | | 6 | 26 | 341 119 |
| 1 | | 14 | | 5 | | 5 | | 44 | 6 | 57 | | 7 | 1 | 97 | 3 120 |
| | | 5 | | | | | | 143 | 45 | 23 | 5 | 3 | 1 | 29 | 20 121 |
| 69 | 2 | 204 | 13 | 214 | 11 | 155 | 7 | 426 | 63 | 675 | 30 | 434 | 50 | 1,293 | 64 122 |
| 7 | | 37 | 10 | 13 | 1 | 5 | | 5 | 1 | 13 | 1 | 12 | 1 | 42 | 8 123 |
| 1 | | 4 | 3 | | | 2 | | 5 | | 3 | | 9 | 2 | 20 | 1 124 |
| | | 19 | 61 | 134 | 156 | | | | | 34 | 26 | 1 | | 4 | 125 |
| | | 1 | | | | | | | | | | 9 | 72 | 97 | 135 126 |
| | | | | | | | | | | | | | | 1 | 127 |
| | | 7 | 5 | | | 10 | 25 | 1 | 1 | | 1 | 19 | 15 | | 4 128 |
| | | 63 | 32 | | 4 | 8 | | 11 | 8 | 1 | | 7 | 13 | 11 | 11 129 |
| | | 180 | 379 | 1 | 356 | 1 | 291 | 2 | 670 | 2 | 1,269 | 6 | 475 | 16 | 2,949 130 |
| | | 1 | 11 | 2 | 9 | 1 | 2 | 2 | | 1 | 3 | 1 | 2 | 41 | 19 131 |
| | | 44 | 145 | | 72 | | 70 | 8 | 185 | 3 | 295 | 4 | 156 | 20 | 589 132 |
| | | 47 | 618 | | 133 | | 131 | | 453 | 2 | 334 | | 152 | 18 | 914 133 |
| 2 | | 1 | 2 | 45 | | 2 | 3 | 11 | 26 | 12 | 14 | 7 | 1 | 25 | 52 134 |
| 39 | 5 | 328 | 564 | 103 | 24 | 111 | 50 | 216 | 122 | 451 | 129 | 164 | 74 | 1,060 | 986 135 |
| | 4 | 8 | 32 | 1 | 4 | 11 | 5 | 11 | 7 | 17 | 29 | 7 | 2 | 47 | 96 136 |
| 2 | | 2 | | 2 | | 43 | 7 | 20 | 1 | 38 | 1 | 16 | 2 | 110 | 23 137 |
| 83 | | 169 | | 169 | | 163 | | 334 | | 676 | | 264 | | 1,714 | 138 |
| 1 | | | | | | | | | | 1 | 1 | 17 | 20 | 6 | 139 |
| 117 | 2 | 241 | 5 | 292 | 4 | 260 | 2 | 577 | 9 | 1,145 | 32 | 440 | 7 | 1,913 | 17 140 |
| 2 | | 25 | | 3 | 1 | 7 | | 162 | | 53 | | 8 | | 390 | 1 142 |
| 11 | 2 | 10 | 2 | 26 | 3 | 20 | 4 | 41 | 4 | 98 | 24 | 52 | 10 | 153 | 80 143 |
| | | 2 | | | | | | | | 6 | | 1 | | 3 | 144 |
| 50 | | 290 | 146 | 29 | 1 | 197 | 179 | 378 | 370 | 247 | 23 | 129 | 16 | 805 | 1,503 145 |
| 19 | 2 | 46 | 1 | 22 | 1 | 18 | | 113 | 9 | 124 | 1 | 77 | 2 | 263 | 12 146 |
| 150 | 11 | 463 | 53 | 226 | 21 | 525 | 180 | 1,654 | 246 | 615 | 62 | 326 | 91 | 3,533 | 1,054 147 |

STATISTICS OF POPULATION.

TABLE 94.—TOTAL PERSONS 10 YEARS OF AGE AND OVER ENGAGED IN EACH SPECIFIED OCCUPATION,

| OCCUPATIONS. | DUBUQUE, IOWA. | | DULUTH, MINN. | | EASTON, PA. | | EAST ST. LOUIS, ILL. | | ELIZABETH, N. J. | |
|---|----------------|----------|---------------|----------|-------------|----------|----------------------|----------|------------------|----------|
| | Males. | Females. | Males. | Females. | Males. | Females. | Males. | Females. | Males. | Females. |
| 1 Population 10 years of age and over | 14,620 | 14,548 | 23,654 | 17,090 | 10,148 | 10,592 | 12,880 | 10,428 | 20,350 | 19,662 |
| 2 All occupations ¹ | 11,729 | 3,104 | 20,181 | 3,570 | 7,942 | 2,270 | 11,010 | 1,677 | 16,575 | 3,776 |
| 3 Agricultural pursuits | 216 | 3 | 699 | 5 | 62 | 1 | 182 | 4 | 182 | 3 |
| 4 Agricultural laborers ¹ | 70 | | 66 | | 41 | | 20 | 1 | 107 | |
| 5 Dairymen and dairywomen | 14 | | 12 | | | | 16 | 1 | | |
| 6 Farmers, planters, and overseers | 61 | 1 | 78 | 1 | 9 | 1 | 18 | 2 | 12 | |
| 7 Gardeners, florists, nurserymen, etc. | 40 | 2 | 35 | 2 | 7 | | 5 | | 40 | 3 |
| 8 Lumbermen and raftsmen..... | 21 | | 490 | 1 | 1 | | 3 | | 1 | |
| 9 Stock raisers, herders, and drovers..... | 8 | | 10 | 1 | 4 | | 120 | | 2 | |
| 10 Turpentine farmers and laborers | | | | | | | | | | |
| 11 Wood choppers | 1 | | 8 | | | | | | | |
| 12 Other agricultural pursuits | 1 | | | | | | | | | |
| 13 Professional service | 465 | 338 | 959 | 486 | 446 | 126 | 325 | 143 | 682 | 259 |
| 14 Actors, professional showmen, etc. | 19 | 3 | 28 | 22 | 5 | | 8 | 1 | 5 | 1 |
| 15 Architects, designers, draughtsmen, etc. | 22 | | 25 | | 26 | | 5 | | 78 | 1 |
| 16 Artists and teachers of art..... | 4 | 13 | 16 | 10 | 4 | 3 | 2 | 2 | 17 | 8 |
| 17 Clergymen..... | 55 | | 88 | 3 | 48 | 2 | 24 | 4 | 50 | 1 |
| 18 Dentists..... | 27 | 3 | 28 | | 24 | | 7 | | 15 | 2 |
| 19 Electricians..... | 17 | | 82 | | 21 | | 37 | | 105 | |
| 20 Engineers (civil, etc.) and surveyors | 25 | | 137 | | 15 | | 16 | | 80 | |
| 21 Journalists..... | 23 | 4 | 24 | 2 | 13 | | 14 | 1 | 21 | |
| 22 Lawyers..... | 82 | 1 | 179 | 3 | 62 | | 64 | | 83 | 2 |
| 23 Literary and scientific persons..... | 2 | 19 | 14 | 7 | 20 | 2 | 4 | 1 | 37 | 1 |
| 24 Musicians and teachers of music | 26 | 62 | 41 | 56 | 22 | 22 | 11 | 28 | 29 | 48 |
| 25 Officials (government)..... | 60 | 1 | 154 | 2 | 37 | | 55 | 2 | 43 | |
| 26 Physicians and surgeons..... | 57 | 8 | 73 | 6 | 58 | 18 | 43 | 1 | 48 | 3 |
| 27 Teachers and professors in colleges, etc. | 38 | 224 | 39 | 369 | 57 | 79 | 28 | 102 | 22 | 190 |
| 28 Other professional service | 8 | | 11 | 6 | 9 | | 7 | 1 | 4 | 2 |
| 29 Domestic and personal service..... | 2,229 | 1,061 | 6,442 | 1,864 | 1,548 | 837 | 2,598 | 950 | 3,668 | 1,710 |
| 30 Barbers and hairdressers | 106 | 3 | 134 | 11 | 74 | 2 | 101 | 1 | 119 | |
| 31 Bartenders..... | 108 | | 192 | | 39 | | 112 | | 124 | |
| 32 Boarding and lodging house keepers | 2 | 18 | 37 | 39 | 4 | 44 | 89 | | 1 | 42 |
| 33 Hotel keepers..... | 32 | 2 | 39 | 11 | 24 | | 21 | 7 | 21 | 7 |
| 34 Housekeepers and stewards ¹ | 4 | 62 | 39 | 122 | 3 | 64 | 2 | 50 | 6 | 72 |
| 35 Janitors and sextons..... | 33 | 7 | 90 | | 37 | | 24 | 7 | 43 | 1 |
| 36 Laborers (not specified) ¹ | 1,538 | 30 | 4,939 | 12 | 1,113 | 7 | 1,875 | 39 | 2,738 | 66 |
| 37 Launderers and laundresses | 28 | 112 | 48 | 216 | 26 | 72 | 26 | 131 | 46 | 184 |
| 38 Nurses and midwives..... | 5 | 62 | 9 | 126 | 8 | 71 | 1 | 24 | 15 | 32 |
| 39 Restaurant keepers..... | 11 | | 28 | 4 | 12 | 3 | 12 | 3 | 21 | 1 |
| 40 Saloon keepers..... | 98 | | 136 | | 18 | 1 | 128 | 4 | 169 | 5 |
| 41 Servants and waiters..... | 110 | 762 | 482 | 1,272 | 101 | 563 | 98 | 542 | 141 | 1,248 |
| 42 Soldiers, sailors, and marines (U. S.) | 3 | | 21 | | 7 | | 2 | | 19 | |
| 43 Watchmen, policemen, firemen, etc. | 137 | | 240 | | 57 | | 171 | | 140 | |
| 44 Other domestic and personal service | 14 | 3 | 29 | 1 | 20 | 10 | 7 | 3 | 15 | 7 |
| 45 Trade and transportation..... | 4,213 | 506 | 6,570 | 638 | 2,611 | 302 | 3,913 | 269 | 4,117 | 558 |
| 46 Agents..... | 210 | 10 | 460 | 8 | 116 | 3 | 165 | 5 | 223 | 5 |
| 47 Bankers and brokers..... | 29 | | 75 | 1 | 24 | | 28 | | 67 | |
| 48 Boatmen and sailors ¹ | 34 | | 1,101 | | 18 | | 25 | | 93 | 1 |
| 49 Bookkeepers and accountants ¹ | 176 | 78 | 394 | 96 | 67 | 52 | 93 | 25 | 307 | 92 |
| 50 Clerks and copyists ¹ | 514 | 86 | 722 | 99 | 384 | 74 | 689 | 26 | 752 | 86 |
| 51 Commercial travelers..... | 313 | 2 | 111 | 1 | 42 | | 13 | | 34 | |
| 52 Draymen, hackmen, teamsters, etc. | 538 | 2 | 736 | | 251 | | 405 | | 835 | |
| 53 Foremen and overseers..... | 46 | 1 | 71 | 2 | 22 | | 65 | | 33 | 1 |
| 54 Hostlers..... | 56 | | 39 | | 38 | | 32 | | 11 | |
| 55 Hucksters and peddlers..... | 67 | 10 | 67 | 2 | 64 | | 11 | 1 | 46 | |
| 56 Livery stable keepers..... | 15 | | 22 | | 13 | | 4 | | 16 | 1 |
| 57 Merchants and dealers (except wholesale) | 488 | 22 | 707 | 23 | 354 | 6 | 390 | 17 | 632 | 41 |
| 58 Merchants and dealers (wholesale)..... | 67 | | 111 | | 20 | | 36 | | 33 | 1 |
| 59 Messengers and errand and office boys | 35 | 4 | 69 | 3 | 43 | | 77 | 1 | 63 | |
| 60 Officials of banks and companies..... | 80 | | 156 | 3 | 41 | | 34 | | 128 | 2 |
| 61 Packers and shippers..... | 32 | 21 | 98 | 3 | 8 | 5 | 20 | 11 | 50 | 8 |
| 62 Porters and helpers (in stores, etc.) | 42 | | 76 | 1 | 10 | | 31 | 1 | 27 | |
| 63 Salesmen and saleswomen..... | 325 | 137 | 433 | 149 | 239 | 126 | 255 | 94 | 400 | 158 |
| 64 Steam railroad employees..... | 951 | | 702 | | 647 | | 1,274 | 1 | 430 | |
| 65 Stenographers and typewriters ¹ | 34 | 112 | 58 | 198 | 18 | 25 | 14 | 67 | 39 | 139 |
| 66 Street railway employees..... | 58 | | 120 | | 69 | | 102 | | 114 | |
| 67 Telegraph and telephone linemen..... | 19 | | 28 | | 12 | | 9 | | 10 | |
| 68 Telegraph and telephone operators..... | 39 | 20 | 67 | 49 | 26 | 9 | 51 | 19 | 50 | 19 |
| 69 Undertakers..... | 20 | | 8 | | 8 | 1 | 8 | 1 | 18 | 2 |
| 70 Other persons in trade and transportation | 30 | 1 | 139 | | 17 | 1 | 32 | | 56 | 2 |
| 71 Manufacturing and mechanical pursuits ¹ | 4,606 | 1,196 | 5,511 | 577 | 3,280 | 1,004 | 3,997 | 311 | 7,996 | 1,246 |
| <i>Building trades.</i> | | | | | | | | | | |
| 72 Carpenters and joiners..... | 598 | | 754 | | 298 | | 414 | 1 | 778 | |
| 73 Masons (brick and stone)..... | 151 | | 134 | | 136 | | 79 | | 267 | |
| 74 Painters, glaziers, and varnishers..... | 316 | 1 | 272 | | 130 | | 166 | | 376 | 1 |
| 75 Paper hangers..... | 11 | | 41 | | 29 | | 26 | | 9 | |
| 76 Plasterers..... | 29 | | 40 | | 11 | | 45 | | 9 | |
| 77 Plumbers and gas and steam fitters..... | 97 | | 101 | | 57 | | 57 | | 227 | |
| 78 Roofers and slaters..... | 5 | | 3 | | 9 | | 8 | | 21 | |
| 79 Mechanics (not otherwise specified)..... | 7 | | 3 | | 1 | | 6 | | 9 | |

¹ See explanatory notes in table 91.

OCCUPATIONS.

CLASSIFIED BY SEX, FOR CITIES HAVING 25,000 INHABITANTS OR MORE: 1900—Continued

| ELMIRA, N. Y. | | ERIE, PA. | | EVANSVILLE, IND. | | FALL RIVER, MASS. | | FITCHBURG, MASS. | | FORT WAYNE, IND. | | FORT WORTH, TEX. | | GALVESTON, TEX. | | |
|---------------|----------|-----------|----------|------------------|----------|-------------------|----------|------------------|----------|------------------|----------|------------------|----------|-----------------|----------|----|
| Males. | Females. | Males. | Females. | Males. | Females. | Males. | Females. | Males. | Females. | Males. | Females. | Males. | Females. | Males. | Females. | |
| 15,076 | 14,980 | 20,827 | 20,474 | 22,955 | 24,564 | 38,394 | 42,818 | 12,117 | 12,522 | 17,305 | 18,623 | 10,823 | 10,276 | 14,743 | 15,222 | 1 |
| 11,129 | 3,719 | 16,634 | 3,726 | 18,760 | 6,100 | 31,448 | 17,728 | 9,847 | 3,763 | 13,990 | 4,191 | 8,779 | 2,266 | 12,021 | 3,854 | 2 |
| 214 | 8 | 112 | 1 | 473 | 13 | 372 | 7 | 301 | 5 | 113 | 4 | 191 | 3 | 125 | 5 | 3 |
| 77 | 3 | 51 | | 207 | 3 | 203 | 4 | 146 | 1 | 45 | 2 | 83 | 1 | 54 | 1 | 4 |
| 4 | | 4 | | 20 | | 1 | | 3 | | 3 | | 2 | | 1 | | 5 |
| 62 | 3 | 25 | 1 | 153 | 5 | 62 | 1 | 135 | 3 | 6 | 1 | 39 | 1 | 20 | 1 | 6 |
| 64 | 2 | 21 | | 41 | 5 | 41 | 2 | 12 | | 19 | | 7 | | 35 | | 7 |
| 7 | | 7 | | 34 | | 1 | | | | 3 | | 4 | | | | 8 |
| | | 1 | | 16 | | 4 | | | | 4 | | 51 | | 11 | | 9 |
| | | | | | | 59 | | 8 | | 1 | | 4 | | 4 | | 10 |
| | | | | 2 | | 1 | | 1 | | | | 1 | | | | 11 |
| 575 | 356 | 601 | 376 | 744 | 362 | 637 | 531 | 298 | 267 | 680 | 323 | 556 | 195 | 725 | 269 | 12 |
| 37 | 2 | 27 | 1 | 42 | 4 | 29 | 3 | 3 | | 22 | 2 | 35 | 23 | 20 | 4 | 13 |
| 51 | 2 | 29 | | 29 | | 21 | | 17 | 1 | 49 | 3 | 15 | | 16 | | 14 |
| 8 | 19 | 9 | 14 | 10 | 6 | 14 | 5 | 2 | 7 | 6 | 9 | 4 | 4 | 7 | 3 | 15 |
| 45 | 4 | 64 | 2 | 82 | 1 | 90 | 2 | 30 | | 72 | | 55 | 5 | 74 | 2 | 16 |
| 24 | | 24 | 3 | 31 | 2 | 28 | 2 | 15 | | 35 | 3 | 18 | | 30 | | 17 |
| 46 | | 65 | 1 | 38 | | 53 | | 24 | | 70 | | 31 | | 39 | | 18 |
| 40 | | 46 | | 31 | | 37 | | 34 | | 31 | | 15 | | 67 | | 19 |
| 23 | 2 | 19 | | 24 | 4 | 38 | | 13 | | 25 | 3 | 17 | 3 | 22 | | 20 |
| 94 | 1 | 91 | 1 | 112 | 1 | 40 | | 27 | | 96 | 2 | 156 | 2 | 130 | 1 | 21 |
| 2 | 8 | 5 | 8 | 8 | 4 | 4 | 5 | 3 | 4 | 8 | 5 | 3 | 3 | 4 | 1 | 22 |
| 31 | 59 | 47 | 40 | 43 | 61 | 64 | 52 | 15 | 50 | 34 | 54 | 38 | 41 | 74 | 36 | 23 |
| 43 | | 76 | 2 | 72 | 3 | 63 | 4 | 43 | 1 | 49 | 3 | 44 | 1 | 89 | 3 | 24 |
| 76 | 14 | 69 | 2 | 133 | 7 | 91 | 9 | 45 | 5 | 106 | 8 | 71 | 10 | 102 | 9 | 25 |
| 44 | 243 | 21 | 295 | 73 | 263 | 52 | 445 | 23 | 193 | 66 | 230 | 49 | 103 | 47 | 210 | 26 |
| 11 | 2 | 9 | 7 | 16 | 1 | 13 | 2 | 4 | 1 | 11 | 2 | 5 | | 4 | | 27 |
| 1,951 | 1,368 | 5,361 | 1,700 | 3,622 | 2,840 | 3,991 | 1,818 | 949 | 921 | 2,495 | 1,346 | 2,096 | 1,523 | 4,069 | 2,496 | 28 |
| 102 | 5 | 142 | 5 | 157 | 12 | 216 | 5 | 64 | 5 | 158 | 8 | 96 | 4 | 136 | 4 | 29 |
| 78 | 1 | 94 | | 164 | 2 | 188 | 2 | 25 | | 107 | | 98 | 1 | 100 | | 30 |
| 6 | 51 | 3 | 43 | 16 | 68 | 22 | 72 | 3 | 61 | 5 | 44 | 110 | | 165 | | 31 |
| 50 | 4 | 32 | 1 | 27 | 5 | 16 | 1 | 8 | 1 | 23 | 6 | 23 | | 16 | | 32 |
| 4 | 121 | 11 | 117 | 18 | 140 | 12 | 341 | 3 | 65 | 3 | 106 | 4 | 39 | 14 | 76 | 33 |
| 58 | 2 | 37 | 8 | 74 | 3 | 141 | 1 | 45 | | 47 | 19 | 57 | 2 | 48 | 1 | 34 |
| 1,209 | 31 | 4,514 | 33 | 2,136 | 29 | 2,621 | 10 | 602 | 10 | 1,603 | 23 | 920 | 16 | 2,772 | 88 | 35 |
| 38 | 132 | 39 | 143 | 38 | 537 | 95 | 186 | 36 | 69 | 30 | 170 | 54 | 657 | 66 | 823 | 36 |
| 8 | 118 | 8 | 105 | 8 | 123 | 8 | 136 | 2 | 77 | 3 | 119 | 6 | 48 | 5 | 130 | 37 |
| 18 | 8 | 22 | 3 | 13 | 3 | 49 | 9 | 12 | 5 | 19 | 3 | 41 | 5 | 39 | 3 | 38 |
| 84 | 8 | 115 | 5 | 27 | 4 | 35 | | 10 | | 143 | 3 | 93 | 4 | 86 | 4 | 39 |
| 107 | 881 | 120 | 1,221 | 451 | 1,888 | 147 | 1,027 | 42 | 619 | 117 | 838 | 556 | 630 | 1,190 | 41 | 40 |
| 17 | | 15 | | 41 | | 85 | | 5 | | 13 | | 4 | | 129 | | 41 |
| 155 | | 193 | | 208 | | 325 | | 78 | | 196 | | 85 | | 175 | | 42 |
| 17 | 6 | 18 | 16 | 34 | 16 | 32 | 28 | 14 | 9 | 23 | 7 | 36 | 1 | 22 | 3 | 43 |
| 4,262 | 568 | 3,892 | 683 | 6,223 | 749 | 6,303 | 316 | 2,373 | 393 | 5,071 | 651 | 3,987 | 235 | 4,438 | 293 | 44 |
| 224 | 15 | 208 | 12 | 344 | 21 | 368 | 13 | 86 | 12 | 276 | 13 | 284 | 8 | 286 | 4 | 45 |
| 38 | | 49 | | 51 | | 97 | | 14 | | 38 | | 55 | | 107 | | 46 |
| 1 | 1 | 108 | | 354 | 1 | 151 | | | | 2 | | 1 | | 239 | | 47 |
| 212 | 116 | 275 | 98 | 302 | 134 | 302 | 139 | 85 | 92 | 207 | 87 | 183 | 12 | 239 | 1 | 48 |
| 407 | 49 | 677 | 176 | 873 | 188 | 767 | 163 | 326 | 94 | 506 | 78 | 462 | 25 | 905 | 42 | 49 |
| 170 | 3 | 107 | | 333 | 1 | 46 | 1 | 37 | 1 | 189 | 3 | 151 | 2 | 83 | | 50 |
| 387 | 1 | 371 | 2 | 925 | 2 | 1,174 | 2 | 349 | | 454 | | 369 | | 428 | | 51 |
| 43 | 1 | 41 | | 37 | | 37 | | 27 | | 61 | 1 | 35 | | 27 | | 52 |
| 60 | | 29 | | 270 | | 157 | 1 | 47 | | 59 | | 95 | | 48 | | 53 |
| 76 | 2 | 81 | 1 | 35 | 2 | 251 | 12 | 27 | | 95 | 7 | 57 | 3 | 67 | 3 | 54 |
| 14 | | 18 | | 18 | | 36 | 1 | 15 | | 38 | | 24 | | 16 | | 55 |
| 591 | 45 | 575 | 28 | 726 | 27 | 1,151 | 89 | 367 | 11 | 608 | 15 | 592 | 13 | 680 | 30 | 56 |
| 40 | | 20 | | 50 | | 54 | | 43 | | 54 | | 30 | | 56 | | 57 |
| 26 | | 47 | 2 | 62 | 5 | 49 | 2 | 17 | | 63 | 2 | 39 | | 77 | 1 | 58 |
| 96 | 3 | 51 | 1 | 110 | | 69 | 4 | 47 | 1 | 85 | 1 | 120 | | 92 | 2 | 59 |
| 15 | 12 | 7 | 4 | 81 | 29 | 67 | 24 | 17 | 3 | 20 | 21 | 19 | 6 | 31 | 7 | 60 |
| 13 | | 17 | | 139 | 3 | 22 | 1 | 2 | | 21 | | 110 | | 127 | | 61 |
| 461 | 175 | 347 | 215 | 475 | 160 | 914 | 285 | 257 | 103 | 596 | 197 | 342 | 79 | 301 | 32 | 62 |
| 1,093 | 2 | 758 | 1 | 653 | | 269 | | 457 | | 1,404 | | 755 | | 353 | | 63 |
| 40 | 111 | 15 | 96 | 32 | 142 | 18 | 47 | 3 | 58 | 46 | 163 | 51 | 51 | 48 | 66 | 64 |
| 97 | | 73 | | 105 | | 142 | | 91 | | 127 | | 48 | | 91 | | 65 |
| 34 | | 25 | | 40 | | 23 | | 12 | | 22 | | 8 | | 10 | | 66 |
| 56 | 29 | 41 | 42 | 35 | 80 | 20 | 18 | 25 | 14 | 50 | 54 | 37 | 34 | 57 | 37 | 67 |
| 9 | | 16 | | 13 | | 36 | | 7 | | 16 | 1 | 3 | | 5 | | 68 |
| 59 | 3 | 46 | 3 | 96 | 4 | 73 | 9 | 11 | 2 | 34 | 6 | 67 | | 76 | | 69 |
| 4,127 | 1,419 | 6,668 | 966 | 7,698 | 2,136 | 20,145 | 14,556 | 5,926 | 2,177 | 5,631 | 1,867 | 1,999 | 310 | 2,664 | 791 | 70 |
| 405 | | 593 | | 754 | 1 | 923 | 1 | 375 | | 571 | | 375 | | 467 | | 71 |
| 150 | | 124 | | 210 | | 284 | 1 | 166 | 1 | 159 | | 86 | | 40 | | 72 |
| 239 | 1 | 332 | | 430 | 2 | 504 | 2 | 195 | | 348 | | 138 | | 176 | 1 | 73 |
| 21 | 1 | 24 | | 106 | | 27 | | 18 | | 36 | | 18 | | 5 | | 74 |
| 1 | | 28 | | 70 | | 35 | | 3 | | 47 | | 12 | | 24 | | 75 |
| 71 | | 142 | | 82 | | 235 | | 88 | | 112 | | 46 | | 54 | | 76 |
| 9 | | 8 | | 9 | | 26 | | 14 | | 15 | | 4 | | 8 | | 77 |
| 4 | | 10 | | 10 | | 4 | | 1 | | 2 | | 6 | | 1 | | 78 |

*

TABLE 94.—TOTAL PERSONS 10 YEARS OF AGE AND OVER ENGAGED IN EACH SPECIFIED OCCUPATION,

| OCCUPATIONS. | DUBUQUE, IOWA. | | DULUTH, MINN. | | EASTON, PA. | | EAST ST. LOUIS, ILL. | | ELIZABETH, N. J. | |
|---|----------------|----------|---------------|----------|-------------|----------|----------------------|----------|------------------|----------|
| | Males. | Females. | Males. | Females. | Males. | Females. | Males. | Females. | Males. | Females. |
| Manufacturing and mechanical pursuits¹—Con. | | | | | | | | | | |
| <i>Chemicals and allied products.</i> | | | | | | | | | | |
| 80 Oil well and oil works employees | 2 | | | | 2 | 1 | | | 26 | |
| 81 Other chemical workers | | | | | 4 | | 3 | 4 | 65 | |
| <i>Clay, glass, and stone products.</i> | | | | | | | | | | |
| 82 Brick and tile makers, etc. | 58 | | 3 | | 8 | | 2 | | 5 | |
| 83 Glass workers | | | 2 | | | | 145 | 14 | | |
| 84 Marble and stone cutters | 37 | | 34 | | 40 | | 12 | | 18 | |
| 85 Potters | | | | | 1 | | | | 6 | 1 |
| <i>Fishing and mining.</i> | | | | | | | | | | |
| 86 Fishermen and oystermen ¹ | 32 | | 46 | | 1 | | 4 | 1 | 61 | |
| 87 Miners and quarrymen ¹ | 103 | 2 | 80 | | 23 | | 28 | | 2 | |
| <i>Food and kindred products.</i> | | | | | | | | | | |
| 88 Bakers | 65 | 2 | 60 | 5 | 64 | 1 | 41 | 1 | 125 | 5 |
| 89 Butchers | 98 | | 103 | | 66 | 1 | 345 | | 100 | |
| 90 Butter and cheese makers | 10 | | 35 | 1 | 2 | | 6 | | 6 | |
| 91 Confectioners | 34 | 28 | 32 | 14 | 17 | 5 | 6 | 5 | 15 | 4 |
| 92 Millers | 14 | | 12 | | 19 | | 29 | | 14 | |
| 93 Other food preparers | 12 | | 4 | | | | 564 | 23 | 2 | 1 |
| <i>Iron and steel and their products.</i> | | | | | | | | | | |
| 94 Blacksmiths | 147 | | 206 | | 96 | | 137 | | 212 | 1 |
| 95 Iron and steel workers ¹ | 196 | | 142 | | 258 | | 652 | 2 | 1,186 | 110 |
| 96 Machinists | 254 | | 126 | | 543 | 2 | 223 | | 1,315 | 5 |
| 97 Steam boiler makers | 62 | | 50 | | 52 | | 19 | | 208 | |
| 98 Stove, furnace, and grate makers | | | 4 | | 4 | | 8 | | 21 | |
| 99 Tool and cutlery makers | 12 | | 61 | | 19 | | | | 38 | |
| 100 Wheelwrights | 1 | | 3 | | 5 | | | | 25 | |
| 101 Wire workers | 6 | | | | 9 | | 2 | | 40 | 9 |
| <i>Leather and its finished products.</i> | | | | | | | | | | |
| 102 Boot and shoe makers and repairers | 115 | 23 | 68 | 2 | 90 | 8 | 39 | 2 | 109 | 1 |
| 103 Harness and saddle makers and repairers | 40 | 1 | 49 | | 12 | | 8 | | 20 | |
| 104 Leather curriers and tanners | 3 | | | | 6 | | 4 | | 63 | 2 |
| 105 Trunk and leather-case makers, etc. | 1 | | 3 | | | | | | | |
| <i>Liquors and beverages.</i> | | | | | | | | | | |
| 106 Bottlers and soda water makers, etc. | 7 | | 4 | 2 | 6 | | 5 | | 18 | |
| 107 Brewers and maltsters | 53 | | 16 | | 16 | 1 | 18 | | 35 | |
| 108 Distillers and rectifiers | 1 | | 1 | | 2 | | | | | |
| <i>Lumber and its remanufactures.</i> | | | | | | | | | | |
| 109 Cabinet makers | 50 | | 18 | | 32 | | 5 | | 29 | |
| 110 Coopers | 55 | | 31 | | 8 | | 59 | | 19 | |
| 111 Saw and planing mill employees | 406 | | 926 | 1 | 5 | | 22 | | 20 | |
| 112 Other woodworkers | 155 | 4 | 46 | 1 | 36 | 1 | 12 | 1 | 91 | 2 |
| <i>Metals and metal products other than iron and steel.</i> | | | | | | | | | | |
| 113 Brass workers | 38 | | 3 | | 8 | | 3 | | 26 | |
| 114 Clock and watch makers and repairers | 3 | | 9 | | 8 | | 8 | | 11 | |
| 115 Gold and silver workers | | | 3 | | 1 | | 1 | | 9 | 5 |
| 116 Tinplate and tinware makers | 54 | | 51 | | 48 | | 31 | 1 | 40 | |
| 117 Other metal workers | 23 | | 10 | | 6 | | 17 | 1 | 227 | 8 |
| <i>Paper and printing.</i> | | | | | | | | | | |
| 118 Bookbinders | 24 | 10 | 11 | 11 | 2 | 1 | 1 | 1 | 3 | 7 |
| 119 Box makers (paper) | 2 | 15 | | | 2 | 2 | 1 | | | |
| 120 Engravers | 1 | | 2 | 2 | 2 | | | | 4 | 1 |
| 121 Paper and pulp mill operatives | | | 3 | | 1 | | | | 12 | 8 |
| 122 Printers, lithographers, and pressmen | 124 | 10 | 145 | 4 | 76 | 4 | 17 | 17 | 99 | |
| <i>Textiles.</i> | | | | | | | | | | |
| 123 Bleachery and dye works operatives | 4 | 1 | 2 | | 6 | 1 | 2 | | 3 | |
| 124 Carpet factory operatives ¹ | 4 | | | | 2 | | | | 8 | 13 |
| 125 Cotton mill operatives | | | | | 3 | 3 | 1 | | | |
| 126 Hosiery and knitting mill operatives | | | 2 | 8 | 88 | 88 | | | | 19 |
| 127 Silk mill operatives | | | | | 282 | 425 | | | 1 | 1 |
| 128 Woolen mill operatives | | | | | | | 2 | | | |
| 129 Other textile mill operatives | 5 | 3 | | | 35 | 4 | | 5 | 7 | 10 |
| 130 Dressmakers | 1 | 393 | | 352 | 3 | 276 | | 94 | 2 | 350 |
| 131 Hat and cap makers | | | 2 | | 1 | | | | | |
| 132 Milliners | 2 | 32 | 1 | 81 | 3 | 57 | | 32 | | 68 |
| 133 Seamstresses | | 222 | 2 | 51 | | 40 | | 76 | 2 | 97 |
| 134 Shirt, collar, and cuff makers | 5 | 15 | 1 | 7 | 3 | 5 | | | 8 | 192 |
| 135 Tailors and tailoresses | 126 | 144 | 140 | 11 | 56 | 56 | 25 | 10 | 46 | 6 |
| 136 Other textile workers | 7 | 17 | 4 | 1 | 13 | 2 | 1 | 2 | 9 | 34 |
| <i>Miscellaneous industries.</i> | | | | | | | | | | |
| 137 Broom and brush makers | 11 | | 5 | | 7 | 1 | 6 | | 1 | |
| 138 Charcoal, coke, and lime burners | 5 | | 15 | | 1 | | 1 | | | |
| 139 Engineers and firemen (not locomotive) ¹ | 174 | | 868 | | 83 | | 232 | | 205 | |
| 140 Glove makers | 1 | 1 | | | | | | | | |
| 141 Manufacturers and officials, etc. | 224 | | 352 | 1 | 149 | 1 | 114 | | 215 | 1 |
| 142 Model and pattern makers | 16 | | 11 | | 35 | 1 | 5 | | 84 | 1 |
| 143 Photographers | 9 | 5 | 33 | 9 | 6 | | 9 | 2 | 23 | 6 |
| 144 Rubber factory operatives | | | | | | | | | 58 | 2 |
| 145 Tobacco and cigar factory operatives | 45 | 105 | 84 | 6 | 58 | 2 | 27 | 1 | 32 | 93 |
| 146 Upholsterers | 52 | 4 | 11 | | 13 | 1 | 7 | 1 | 26 | 1 |
| 147 Other miscellaneous industries | 408 | 108 | 223 | 7 | 156 | 13 | 268 | 14 | 752 | 181 |

¹ See explanatory notes in table 91.

STATISTICS OF POPULATION.

TABLE 94.—TOTAL PERSONS 10 YEARS OF AGE AND OVER ENGAGED IN EACH SPECIFIED OCCUPATION,

| OCCUPATIONS. | GLOUCESTER, MASS. | | GRAND RAPIDS, MICH. | | HARRISBURG, PA. | | HARTFORD, CONN. | | HAVERHILL, MASS. | |
|---|-------------------|----------|---------------------|----------|-----------------|----------|-----------------|----------|------------------|----------|
| | Males. | Females. | Males. | Females. | Males. | Females. | Males. | Females. | Males. | Females. |
| 1 Population 10 years of age and over | 11,438 | 9,685 | 33,437 | 36,036 | 19,683 | 21,172 | 33,338 | 31,944 | 14,246 | 15,988 |
| 2 All occupations ¹ | 9,622 | 1,976 | 26,902 | 7,838 | 15,930 | 4,598 | 27,924 | 8,918 | 11,674 | 4,749 |
| 3 Agricultural pursuits | 159 | 6 | 400 | 11 | 117 | 2 | 569 | 6 | 523 | 5 |
| 4 Agricultural laborers ¹ | 69 | 2 | 145 | 6 | 73 | | 298 | 2 | 261 | 1 |
| 5 Dairymen and dairywomen | | | 10 | | | | | | 1 | |
| 6 Farmers, planters, and overseers | 68 | 4 | 114 | | 28 | | 114 | 2 | 226 | 4 |
| 7 Gardeners, florists, nurserymen, etc | 18 | | 53 | 4 | 12 | 2 | 140 | 2 | 35 | |
| 8 Lumbermen and raftsmen | 1 | | 69 | 1 | 3 | | 6 | | | |
| 9 Stock raisers, herders, and drovers | 2 | | 6 | | 1 | | 2 | | | |
| 10 Turpentine farmers and laborers | | | 2 | | | | 8 | | | |
| 11 Wood choppers | | | 1 | | | | 1 | | | |
| 12 Other agricultural pursuits | 1 | | 1 | | | | | | | |
| 13 Professional service | 199 | 196 | 1,228 | 788 | 680 | 319 | 1,477 | 635 | 347 | 275 |
| 14 Actors, professional showmen, etc | 7 | 2 | 53 | 6 | 18 | | 52 | 9 | 7 | 3 |
| 15 Architects, designers, draughtsmen, etc | 6 | | 93 | 3 | 54 | | 168 | 2 | 9 | 1 |
| 16 Artists and teachers of art | 4 | 4 | 35 | 46 | 20 | 6 | 32 | 13 | 2 | 7 |
| 17 Clergymen | 19 | 3 | 120 | 10 | 95 | 6 | 128 | 11 | 48 | 1 |
| 18 Dentists | 14 | | 65 | | 25 | | 73 | | 24 | |
| 19 Electricians | 12 | | 100 | 2 | 40 | | 202 | 4 | 23 | |
| 20 Engineers (civil, etc.) and surveyors | 18 | | 62 | 1 | 58 | | 101 | 1 | 14 | |
| 21 Journalists | 11 | 1 | 42 | 6 | 25 | 1 | 71 | 2 | 10 | 1 |
| 22 Lawyers | 21 | | 195 | 3 | 90 | 1 | 128 | 3 | 39 | |
| 23 Literary and scientific persons | 4 | 5 | 13 | 20 | 15 | 1 | 28 | 17 | 7 | 7 |
| 24 Musicians and teachers of music | 13 | 17 | 82 | 134 | 27 | 55 | 91 | 104 | 47 | 42 |
| 25 Officials (government) | 30 | 2 | 96 | 2 | 59 | 2 | 104 | 5 | 33 | 1 |
| 26 Physicians and surgeons | 22 | 2 | 183 | 26 | 93 | 7 | 174 | 29 | 48 | 9 |
| 27 Teachers and professors in colleges, etc | 5 | 160 | 71 | 518 | 51 | 238 | 106 | 428 | 30 | 203 |
| 28 Other professional service | 13 | | 18 | 11 | 10 | 2 | 19 | 7 | 6 | |
| 29 Domestic and personal service | 1,296 | 821 | 4,870 | 3,167 | 3,077 | 1,842 | 5,044 | 4,171 | 979 | 1,245 |
| 30 Barbers and hairdressers | 79 | 2 | 219 | 30 | 181 | 3 | 264 | 15 | 101 | 7 |
| 31 Bartenders | 35 | | 140 | 2 | 71 | | 245 | 1 | 36 | |
| 32 Boarding and lodging house keepers | 17 | 25 | 13 | 106 | 7 | 95 | 16 | 199 | 10 | 68 |
| 33 Hotel keepers | 16 | 3 | 41 | 7 | 62 | | 39 | 3 | 14 | 1 |
| 34 Housekeepers and stewards ¹ | 3 | 72 | 12 | 145 | 4 | 145 | 25 | 259 | 2 | 149 |
| 35 Janitors and sextons | 34 | | 153 | 5 | 56 | 10 | 164 | 4 | 51 | 1 |
| 36 Laborers (not specified) ¹ | 875 | 22 | 3,437 | 162 | 2,104 | 46 | 2,929 | 72 | 432 | 1 |
| 37 Launderers and laundresses | 34 | 63 | 39 | 360 | 34 | 186 | 159 | 363 | 74 | 99 |
| 38 Nurses and midwives | 2 | 54 | 7 | 211 | 2 | 96 | 32 | 461 | 8 | 116 |
| 39 Restaurant keepers | 22 | 2 | 28 | 9 | 20 | 3 | 37 | 5 | 30 | 2 |
| 40 Saloon keepers | 16 | | 124 | 1 | 18 | | 144 | | 13 | |
| 41 Servants and waiters | 65 | 577 | 276 | 2,116 | 312 | 1,242 | 583 | 2,753 | 89 | 789 |
| 42 Soldiers, sailors, and marines (U. S.) | 11 | | 21 | | 21 | | 42 | | 19 | |
| 43 Watchmen, policemen, firemen, etc | 71 | | 307 | 2 | 165 | | 285 | 1 | 66 | |
| 44 Other domestic and personal service | 16 | 1 | 48 | 11 | 20 | 16 | 80 | 35 | 34 | 12 |
| 45 Trade and transportation | 1,992 | 332 | 8,418 | 1,714 | 6,329 | 607 | 8,636 | 1,673 | 2,620 | 702 |
| 46 Agents | 73 | 2 | 577 | 49 | 241 | 9 | 480 | 29 | 164 | 9 |
| 47 Bankers and brokers | 18 | | 189 | 1 | 24 | | 90 | 1 | 81 | |
| 48 Boatmen and sailors ¹ | 207 | | 9 | | 9 | | 230 | 9 | 7 | |
| 49 Bookkeepers and accountants ¹ | 95 | 79 | 473 | 298 | 106 | 83 | 559 | 285 | 110 | 247 |
| 50 Clerks and copyists ¹ | 147 | 32 | 1,141 | 287 | 916 | 133 | 1,462 | 232 | 241 | 49 |
| 51 Commercial travelers | 28 | 1 | 427 | 5 | 95 | 1 | 267 | | 41 | |
| 52 Draymen, hackmen, teamsters, etc | 353 | | 916 | 1 | 345 | 1 | 1,155 | 2 | 366 | |
| 53 Foremen and overseers | 19 | | 95 | 7 | 77 | 1 | 73 | 2 | 16 | 1 |
| 54 Hostlers | 53 | | 50 | | 92 | | 131 | | 68 | |
| 55 Hucksters and peddlers | 30 | 6 | 257 | 3 | 104 | 1 | 397 | 14 | 90 | 1 |
| 56 Livery stable keepers | 12 | | 38 | 2 | 22 | | 30 | | 17 | |
| 57 Merchants and dealers (except wholesale) | 400 | 17 | 1,286 | 48 | 677 | 25 | 1,075 | 47 | 593 | 17 |
| 58 Merchants and dealers (wholesale) | 33 | | 62 | | 26 | | 56 | | 18 | |
| 59 Messengers and errand and office boys | 15 | | 84 | 26 | 116 | 3 | 127 | 14 | 14 | |
| 60 Officials of banks and companies | 34 | 1 | 178 | 5 | 98 | | 167 | 1 | 40 | |
| 61 Packers and shippers | 20 | 38 | 190 | 42 | 27 | 22 | 35 | 35 | 115 | 159 |
| 62 Porters and helpers (in stores, etc.) | 7 | | 60 | 1 | 35 | 1 | 65 | | 3 | |
| 63 Salesmen and saleswomen | 289 | 109 | 912 | 353 | 440 | 217 | 1,263 | 655 | 458 | 153 |
| 64 Steam railroad employees | 46 | | 351 | 2 | 2,467 | 7 | 490 | 1 | 94 | |
| 65 Stenographers and typewriters ¹ | 9 | 38 | 96 | 421 | 64 | 71 | 46 | 293 | 7 | 45 |
| 66 Street railway employees | 37 | | 181 | | 103 | | 256 | | 77 | |
| 67 Telegraph and telephone linemen | 6 | | 67 | | 27 | | 41 | | 9 | |
| 68 Telegraph and telephone operators | 8 | 7 | 60 | 144 | 87 | 23 | 48 | 51 | 7 | 21 |
| 69 Undertakers | 5 | | 28 | 1 | 13 | 1 | 38 | 3 | 15 | |
| 70 Other persons in trade and transportation | 33 | 2 | 191 | 18 | 113 | 8 | 75 | 7 | 24 | |
| 71 Manufacturing and mechanical pursuits ¹ | 5,976 | 621 | 11,986 | 2,158 | 5,727 | 1,828 | 12,268 | 2,433 | 7,205 | 2,522 |
| 72 <i>Building trades.</i> | | | | | | | | | | |
| 73 Carpenters and joiners | 357 | | 827 | 3 | 443 | | 1,062 | 3 | 340 | |
| 74 Masons (brick and stone) | 94 | | 271 | | 153 | | 420 | | 78 | |
| 75 Painters, glaziers, and varnishers | 208 | | 786 | 6 | 243 | 1 | 709 | 1 | 231 | |
| 76 Paper hangers | 11 | | 56 | 2 | 69 | | 8 | | 12 | |
| 77 Plasterers | 1 | | 39 | | 48 | | 8 | | 25 | |
| 78 Plumbers and gas and steam fitters | 70 | | 191 | | 139 | | 377 | | 78 | |
| 79 Roofers and slaters | | | 23 | | 3 | | 37 | | 13 | |
| 80 Mechanics (not otherwise specified) | | | 9 | | 2 | | 23 | | | |

¹ See explanatory notes in table 91.

OCCUPATIONS.

CLASSIFIED BY SEX, FOR CITIES HAVING 25,000 INHABITANTS OR MORE: 1900—Continued.

| HOBOKEN, N. J. | | HOLYOKE, MASS. | | HONOLULU, HAWAII. | | HOUSTON, TEX. | | INDIANAPOLIS, IND. | | JACKSON, MICH. | | JACKSONVILLE, FLA. | | JERSEY CITY, N. J. | | |
|----------------|----------|----------------|----------|-------------------|----------|---------------|----------|--------------------|----------|----------------|----------|--------------------|----------|--------------------|----------|-----|
| Males. | Females. | Males. | Females. | Males. | Females. | Males. | Females. | Males. | Females. | Males. | Females. | Males. | Females. | Males. | Females. | |
| 22,992 | 22,315 | 16,443 | 18,602 | 20,860 | 10,802 | 18,398 | 17,796 | 68,350 | 71,023 | 10,460 | 10,789 | 10,875 | 11,905 | 80,048 | 78,799 | 1. |
| 19,380 | 5,072 | 12,728 | 6,679 | 17,715 | 1,452 | 14,927 | 4,874 | 56,795 | 16,010 | 7,996 | 2,752 | 8,711 | 3,878 | 67,072 | 16,403 | 2. |
| 43 | 3 | 221 | 5 | 1,770 | 17 | 286 | 5 | 729 | 24 | 150 | 9 | 179 | 7 | 520 | 24 | 3. |
| 7 | | 113 | 1 | 573 | 9 | 81 | 5 | 311 | 4 | 52 | 4 | 74 | 1 | 233 | 11 | 4. |
| 2 | | 67 | 2 | 17 | | 4 | | 16 | | 6 | | | | 1 | 1 | 5. |
| 29 | 2 | 25 | 2 | 712 | 4 | 59 | | 188 | 8 | 54 | 2 | 57 | 5 | 67 | | 6. |
| 3 | | 4 | | 332 | 1 | 56 | | 148 | 8 | 31 | 1 | 17 | | 190 | 12 | 7. |
| | | | | 10 | | 15 | | 30 | 1 | 4 | | 17 | 1 | 9 | | 8. |
| 2 | | | | 80 | | 26 | | 30 | 1 | 2 | | 1 | | 17 | | 9. |
| | | | | 27 | | 45 | | 5 | | | | 3 | | 2 | | 10. |
| | | 12 | | 19 | 3 | | | 1 | 2 | 1 | 2 | 10 | | 2 | | 11. |
| | | | | | | | | | | | | | | 2 | | 12. |
| 795 | 326 | 348 | 288 | 660 | 229 | 835 | 292 | 3,216 | 1,354 | 364 | 219 | 510 | 222 | 2,738 | 1,181 | 13. |
| 14 | 5 | 19 | 2 | 48 | 24 | 45 | 30 | 106 | 26 | 26 | 2 | 8 | 1 | 82 | 24 | 14. |
| 55 | 4 | 38 | | 22 | | 20 | | 173 | 5 | 6 | 1 | 5 | | 174 | 14 | 15. |
| 37 | 20 | 7 | 3 | 19 | 4 | 14 | 4 | 75 | 46 | 5 | 7 | 8 | | 117 | 56 | 16. |
| 3 | | 28 | 1 | 62 | 5 | 109 | 4 | 290 | 18 | 36 | 3 | 101 | 5 | 182 | 8 | 17. |
| 8 | 1 | 14 | 1 | 13 | 1 | 26 | 1 | 139 | 6 | 25 | | 14 | 5 | 51 | 3 | 18. |
| | | | | | | | | | | | | | | | | |
| 193 | 2 | 27 | | 36 | | 66 | 1 | 256 | 2 | 21 | | 20 | | 689 | 14 | 19. |
| 96 | | 28 | | 67 | | 57 | | 112 | | | | 25 | | 324 | 1 | 20. |
| 35 | | 14 | 4 | 41 | | 32 | 6 | 171 | 19 | 15 | 3 | 25 | 1 | 105 | 5 | 21. |
| 71 | 2 | 29 | | 73 | | 177 | 2 | 569 | 4 | 48 | 3 | 8 | | 288 | 2 | 22. |
| 31 | 5 | 4 | 1 | 10 | 1 | 5 | 5 | 72 | 43 | 6 | 6 | 9 | 4 | 89 | 15 | 23. |
| | | | | | | | | | | | | | | | | |
| 80 | 31 | 21 | 27 | 47 | 10 | 56 | 42 | 207 | 202 | 25 | 47 | 33 | 29 | 170 | 178 | 24. |
| 51 | | 34 | 1 | 77 | | 45 | 4 | 237 | 19 | 59 | 1 | 44 | | 162 | 1 | 25. |
| 48 | 1 | 49 | 8 | 57 | 3 | 110 | 5 | 515 | 46 | 60 | 12 | 84 | 3 | 210 | 17 | 26. |
| 40 | 254 | 34 | 240 | 81 | 178 | 66 | 188 | 239 | 900 | 16 | 131 | 36 | 170 | 62 | 332 | 27. |
| 2 | 1 | 7 | | 7 | 3 | 7 | | 55 | 18 | 5 | 3 | 11 | 2 | 33 | 11 | 28. |
| 4,777 | 1,559 | 1,809 | 1,050 | 7,244 | 795 | 3,983 | 3,683 | 12,408 | 7,115 | 1,557 | 701 | 2,794 | 2,966 | 12,679 | 4,981 | 29. |
| 212 | 6 | 106 | 6 | 119 | 7 | 155 | 4 | 641 | 62 | 77 | 7 | 101 | 2 | 577 | 27 | 30. |
| 287 | 8 | 66 | | 39 | | 118 | | 515 | | 47 | | 65 | | 662 | 2 | 31. |
| 6 | 42 | 5 | 38 | 16 | 31 | 12 | 142 | 28 | 467 | 11 | 52 | 7 | 82 | 5 | 91 | 32. |
| 36 | | 16 | | 23 | | 22 | 3 | 74 | 16 | 13 | 1 | 22 | 10 | 54 | 3 | 33. |
| 35 | 67 | 1 | 90 | 96 | 48 | 8 | 66 | 14 | 391 | 3 | 121 | 6 | 35 | 103 | 356 | 34. |
| | | | | | | | | | | | | | | | | |
| 57 | 51 | 369 | 1 | 24 | 1 | 58 | 1 | 354 | 55 | 34 | 1 | 28 | 5 | 151 | 74 | 35. |
| 3,074 | 66 | 898 | 70 | 4,256 | 52 | 2,466 | 58 | 7,733 | 1,655 | 1,061 | 41 | 1,954 | 139 | 7,959 | 123 | 36. |
| 83 | 166 | 39 | 83 | 432 | 117 | 82 | 1,490 | 110 | 1,354 | 44 | 32 | 56 | 1,382 | 289 | 631 | 37. |
| 3 | 80 | 3 | 114 | 6 | 111 | 8 | 124 | 23 | 395 | 2 | 39 | 10 | 119 | 21 | 327 | 38. |
| 43 | 5 | 22 | 4 | 48 | | 28 | 3 | 91 | 21 | 4 | | 21 | 17 | 100 | 5 | 39. |
| | | | | | | | | | | | | | | | | |
| 245 | 11 | 45 | | 12 | | 96 | 3 | 495 | 2 | 72 | | 11 | | 599 | 20 | 40. |
| 238 | 1,042 | 80 | 642 | 1,598 | 424 | 698 | 1,783 | 1,405 | 4,147 | 59 | 352 | 412 | 1,174 | 1,002 | 3,285 | 41. |
| 37 | | 7 | | 244 | | 12 | | 123 | | 19 | | 1 | | 51 | | 42. |
| 310 | 3 | 140 | | 249 | | 196 | 1 | 674 | 2 | 99 | | 91 | | 1,016 | 4 | 43. |
| 61 | 12 | 17 | 2 | 32 | 4 | 24 | 5 | 128 | 38 | 12 | 2 | 9 | 1 | 90 | 33 | 44. |
| 6,809 | 985 | 2,727 | 450 | 3,923 | 137 | 6,052 | 333 | 19,058 | 2,979 | 2,760 | 482 | 3,158 | 224 | 26,965 | 3,778 | 45. |
| | | | | | | | | | | | | | | | | |
| 230 | 4 | 155 | 3 | 101 | 3 | 351 | 9 | 1,516 | 82 | 165 | 20 | 185 | 4 | 1,062 | 46 | 46. |
| 60 | | 18 | | 48 | 2 | 71 | | 198 | 1 | 32 | | 178 | | 178 | 1 | 47. |
| 450 | 3 | | | 394 | | 29 | | 12 | | 1 | | 48 | | 1,040 | 1 | 48. |
| 419 | 126 | 155 | 85 | 296 | 19 | 269 | 30 | 1,000 | 462 | 100 | 92 | 162 | 27 | 1,436 | 483 | 49. |
| 1,316 | 140 | 421 | 85 | 751 | 14 | 920 | 35 | 2,368 | 332 | 328 | 123 | 492 | 30 | 5,605 | 415 | 50. |
| | | | | | | | | | | | | | | | | |
| 47 | 1 | 23 | | 6 | | 144 | 2 | 1,075 | 7 | 157 | 4 | 70 | 1 | 142 | 1 | 51. |
| 946 | 2 | 412 | 1 | 693 | 2 | 455 | 3 | 1,868 | 3 | 235 | 1 | 367 | | 3,627 | 4 | 52. |
| 33 | 4 | 33 | | 13 | | 38 | | 180 | 4 | 23 | | 19 | | 301 | 17 | 53. |
| 37 | | 57 | 1 | 102 | | 100 | 1 | 322 | | 26 | | 21 | | 246 | 1 | 54. |
| 67 | 4 | 129 | 2 | 82 | 15 | 84 | 2 | 330 | 7 | 21 | | 6 | 1 | 322 | 6 | 55. |
| | | | | | | | | | | | | | | | | |
| 11 | | 14 | | 10 | | 16 | | 99 | | 17 | | 11 | | 43 | 1 | 56. |
| 1,144 | 79 | 526 | 25 | 835 | 17 | 788 | 36 | 2,590 | 137 | 382 | 12 | 532 | 30 | 3,475 | 296 | 57. |
| 96 | 1 | 26 | | 9 | | 50 | | 244 | | 16 | | 40 | | 212 | 3 | 58. |
| 229 | 19 | 41 | 1 | 39 | | 69 | 1 | 248 | 91 | 9 | | 49 | 1 | 686 | 29 | 59. |
| 92 | 1 | 38 | | 57 | | 107 | | 395 | 3 | 45 | 1 | 92 | | 316 | 3 | 60. |
| | | | | | | | | | | | | | | | | |
| 90 | 87 | 35 | 34 | 3 | | 32 | 1 | 221 | 70 | 22 | 4 | 2 | | 174 | 200 | 61. |
| 211 | 1 | 6 | | 2 | | 196 | 1 | 243 | 5 | 10 | | 173 | | 460 | 7 | 62. |
| 571 | 293 | 362 | 96 | 348 | 23 | 485 | 103 | 2,451 | 756 | 212 | 84 | 244 | 39 | 2,113 | 1,198 | 63. |
| 486 | 1 | 105 | | 32 | | 1,535 | | 2,440 | 2 | 806 | 1 | 403 | 2 | 4,251 | 49 | 64. |
| 37 | 196 | 9 | 88 | 15 | 26 | 74 | 84 | 157 | 830 | 19 | 85 | 39 | 65 | 214 | 327 | 65. |
| | | | | | | | | | | | | | | | | |
| 86 | | 94 | | 16 | | 48 | | 505 | | 24 | | 28 | | 311 | 1 | 66. |
| 10 | 6 | 6 | | 4 | | 51 | | 64 | | 11 | | 19 | | 56 | | 67. |
| 37 | 19 | 11 | 10 | 11 | 15 | 68 | 72 | 236 | 117 | 31 | 50 | 41 | 24 | 226 | 164 | 68. |
| 25 | | 15 | | 9 | 1 | 13 | 1 | 66 | 4 | 12 | | 12 | | 90 | 1 | 69. |
| 79 | 4 | 36 | 19 | 27 | | 59 | 2 | 230 | 16 | 6 | | 58 | | 364 | 24 | 70. |
| 6,956 | 2,199 | 7,623 | 4,886 | 4,113 | 274 | 3,771 | 511 | 21,334 | 4,538 | 3,165 | 1,341 | 2,075 | 459 | 24,180 | 6,439 | 71. |
| | | | | | | | | | | | | | | | | |
| 747 | 2 | 443 | 1 | 1,097 | | 641 | 1 | 2,131 | | 314 | | 446 | 4 | 2,611 | 2 | 72. |
| 179 | | 187 | | 115 | | 85 | | 540 | 3 | 97 | | 107 | | 627 | 2 | 73. |
| 446 | 4 | 257 | 2 | 261 | | 274 | | 1,385 | 14 | 409 | 1 | 125 | | 1,503 | 29 | 74. |
| 5 | | 18 | 2 | 2 | | 9 | | 273 | 1 | 4 | | 7 | | 52 | | 75. |
| | | | | | | | | | | | | | | | | |
| 23 | | 21 | | 8 | | 14 | | 218 | | 10 | | 15 | | 115 | | 76. |
| 273 | | 122 | | 53 | | 54 | | 466 | | 55 | | 76 | | 1,046 | 2 | 77. |
| 24 | | 21 | | 1 | | 5 | | 34 | | 4 | | 1 | | 66 | | 78. |
| 7 | | 17 | | 26 | | 11 | | 30 | | 3 | | 6 | | 15 | | |

STATISTICS OF POPULATION.

TABLE 94.—TOTAL PERSONS 10 YEARS OF AGE AND OVER ENGAGED IN EACH SPECIFIED OCCUPATION,

| OCCUPATIONS. | GLOUCESTER, MASS. | | GRAND RAPIDS, MICH. | | HARRISBURG, PA. | | HARTFORD, CONN. | | HAVERHILL, MASS. | |
|---|-------------------|----------|---------------------|----------|-----------------|----------|-----------------|----------|------------------|----------|
| | Males. | Females. | Males. | Females. | Males. | Females. | Males. | Females. | Males. | Females. |
| Manufacturing and mechanical pursuits ¹ —Con. | | | | | | | | | | |
| <i>Chemicals and allied products.</i> | | | | | | | | | | |
| 80 Oil well and oil works employees | 4 | | | | 2 | | | | | |
| 81 Other chemical workers | 1 | | | | 1 | | 3 | 1 | 1 | |
| <i>Clay, glass, and stone products.</i> | | | | | | | | | | |
| 82 Brick and tile makers, etc | | | 12 | | 36 | | 135 | | 16 | |
| 83 Glass workers | 1 | 1 | 25 | | 4 | | 4 | 4 | | |
| 84 Marble and stone cutters | 355 | | 33 | | 35 | | 76 | | 18 | |
| 85 Potters | | | 1 | | 10 | | 11 | | | |
| <i>Fishing and mining.</i> | | | | | | | | | | |
| 86 Fishermen and oystermen ¹ | 3,348 | 3 | 4 | | 2 | | 5 | | 1 | |
| 87 Miners and quarrymen ¹ | 172 | | 11 | | 13 | | 16 | | | |
| <i>Food and kindred products.</i> | | | | | | | | | | |
| 88 Bakers | 47 | 3 | 143 | 36 | 140 | 2 | 183 | 4 | 56 | 5 |
| 89 Butchers | 15 | | 163 | | 100 | | 233 | | 29 | |
| 90 Butter and cheese makers | 3 | | 7 | | 15 | 1 | 2 | | | |
| 91 Confectioners | 7 | 3 | 55 | 41 | 51 | 24 | 33 | 2 | 11 | |
| 92 Millers | 8 | | 39 | 1 | 28 | | 10 | | 5 | |
| 93 Other food preparers | 242 | 13 | 5 | | 1 | | 6 | | 2 | |
| <i>Iron and steel and their products.</i> | | | | | | | | | | |
| 94 Blacksmiths | 107 | | 241 | | 183 | | 330 | | 69 | |
| 95 Iron and steel workers ¹ | 50 | 1 | 405 | 4 | 1,121 | 1 | 1,013 | 142 | 15 | |
| 96 Machinists | 38 | 1 | 774 | 2 | 497 | 1 | 2,492 | 13 | 74 | |
| 97 Steam boiler makers | 4 | | 45 | | 68 | | 52 | | | |
| 98 Stove, furnace, and grate makers | | | 14 | 1 | 2 | | 1 | | | |
| 99 Tool and cutlery makers | 1 | | 46 | | 2 | | 192 | 1 | 1 | |
| 100 Wheelwrights | 2 | | 16 | | 10 | | 5 | | 3 | |
| 101 Wire workers | | | 8 | | 3 | | 14 | 3 | | |
| <i>Leather and its finished products.</i> | | | | | | | | | | |
| 102 Boot and shoe makers and repairers | 121 | 121 | 217 | 29 | 348 | 183 | 143 | 4 | 4,739 | 1,721 |
| 103 Harness and saddle makers and repairers | 14 | | 64 | | 13 | | 159 | 5 | 16 | |
| 104 Leather curriers and tanners | 2 | | 53 | | 10 | | 55 | 1 | 104 | 23 |
| 105 Trunk and leather-case makers, etc | | | 3 | | | | 1 | 5 | | |
| <i>Liquors and beverages.</i> | | | | | | | | | | |
| 106 Bottlers and soda water makers, etc | 1 | | 21 | 6 | 21 | | 40 | 4 | 6 | |
| 107 Brewers and maltsters | 4 | | 29 | | 18 | | 51 | | 4 | |
| 108 Distillers and rectifiers | | | | | | | | | 1 | |
| <i>Lumber and its remanufactures.</i> | | | | | | | | | | |
| 109 Cabinet makers | 1 | | 905 | 3 | 23 | | 71 | | 10 | |
| 110 Coopers | 27 | | 74 | | 69 | | 8 | | | 1 |
| 111 Saw and planing mill employees | | | 125 | | 18 | | 17 | | 4 | |
| 112 Other woodworkers | 82 | | 2,375 | 24 | 34 | 1 | 122 | 6 | 48 | 1 |
| <i>Metals and metal products other than iron and steel.</i> | | | | | | | | | | |
| 113 Brass workers | 3 | | 99 | 10 | 14 | 3 | 91 | 2 | 1 | |
| 114 Clock and watch makers and repairers | 3 | | 14 | | 10 | | 30 | 1 | 3 | |
| 115 Gold and silver workers | | | 2 | | 2 | 1 | 61 | 24 | 1 | |
| 116 Tinplate and tinware makers | 26 | | 103 | | 190 | | 117 | 2 | 13 | |
| 117 Other metal workers | 4 | | 79 | | 38 | | 180 | 14 | 2 | |
| <i>Paper and printing.</i> | | | | | | | | | | |
| 118 Bookbinders | | 1 | 26 | 47 | 34 | 42 | 57 | 44 | 4 | 2 |
| 119 Box makers (paper) | | | 3 | 29 | 2 | 35 | 10 | 40 | 30 | 96 |
| 120 Engravers | 2 | | 48 | 1 | 4 | | 49 | | 6 | |
| 121 Paper and pulp mill operatives | | | 5 | 2 | | 1 | 51 | 123 | 2 | 1 |
| 122 Printers, lithographers, and pressmen | 49 | 23 | 289 | 19 | 215 | 20 | 452 | 70 | 54 | 7 |
| <i>Textiles.</i> | | | | | | | | | | |
| 123 Bleachery and dye works operatives | 2 | | 6 | 3 | 7 | 3 | 17 | 4 | 13 | |
| 124 Carpet factory operatives ¹ | | 1 | 14 | 1 | 2 | | 1 | | | |
| 125 Cotton mill operatives | 1 | | | | 2 | | 2 | 5 | | 1 |
| 126 Hosiery and knitting mill operatives | | | 2 | 87 | 7 | 51 | 2 | 237 | | |
| 127 Silk mill operatives | | | 1 | | 21 | 263 | 19 | 117 | 3 | 3 |
| 128 Woolen mill operatives | | | 1 | 1 | | | 10 | 7 | 91 | 72 |
| 129 Other textile mill operatives | 15 | 92 | 6 | 5 | 17 | 19 | 5 | 32 | 7 | 16 |
| 130 Dressmakers | 1 | 143 | 3 | 377 | 4 | 412 | 6 | 750 | 1 | 261 |
| 131 Hat and cap makers | | | 8 | 11 | 1 | 25 | 2 | | 200 | 59 |
| 132 Milliners | 1 | 37 | 1 | 192 | | 116 | 4 | 164 | | 91 |
| 133 Seamstresses | 2 | 60 | 1 | 156 | 1 | 108 | 4 | 126 | 2 | 50 |
| 134 Shirt, collar, and cuff makers | | 1 | 15 | 49 | 5 | 29 | 7 | 4 | 1 | 1 |
| 135 Tailors and tailoresses | 36 | 46 | 197 | 108 | 113 | 56 | 310 | 75 | 46 | 47 |
| 136 Other textile workers | 79 | | 8 | 11 | 1 | 8 | 3 | 11 | 2 | 11 |
| <i>Miscellaneous industries.</i> | | | | | | | | | | |
| 137 Broom and brush makers | | | 63 | 84 | 6 | | 12 | 1 | | |
| 138 Charcoal, coke, and lime burners | | | | | | | | | | |
| 139 Engineers and firemen (not locomotive) ¹ | 97 | | 376 | | 257 | 1 | 362 | | 82 | |
| 140 Glove makers | | | | 1 | | | | 1 | | |
| 141 Manufacturers and officials, etc | 63 | 3 | 645 | 17 | 183 | 4 | 534 | 4 | 383 | 7 |
| 142 Model and pattern makers | | | 42 | | 44 | | 79 | | 23 | 1 |
| 143 Photographers | 13 | 1 | 45 | 23 | 18 | 1 | 40 | 6 | 20 | 6 |
| 144 Rubber factory operatives | 2 | 1 | 2 | | 1 | 1 | 112 | 27 | 8 | |
| 145 Tobacco and cigar factory operatives | 14 | 1 | 143 | 94 | 30 | 366 | 200 | 45 | 8 | 2 |
| 146 Upholsterers | 7 | | 154 | 6 | 46 | 6 | 65 | 3 | 17 | |
| 147 Other miscellaneous industries | 158 | 65 | 1,470 | 166 | 426 | 40 | 1,248 | 244 | 172 | 37 |

¹ See explanatory notes in table 91.

*

OCCUPATIONS.

569

CLASSIFIED BY SEX, FOR CITIES HAVING 25,000 INHABITANTS OR MORE: 1900—Continued.

| HOBOKEN, N. J. | | HOLYOKE, MASS. | | HONOLULU, HAWAII. | | HOUSTON, TEX. | | INDIANAPOLIS, IND. | | JACKSON, MICH. | | JACKSONVILLE, FLA. | | JERSEY CITY, N. J. | |
|----------------|----------|----------------|----------|-------------------|----------|---------------|----------|--------------------|----------|----------------|----------|--------------------|----------|--------------------|----------|
| Males. | Females. | Males. | Females. | Males. | Females. | Males. | Females. | Males. | Females. | Males. | Females. | Males. | Females. | Males. | Females. |
| 1 | | | | | | 81 | | 9 | | 1 | | | | 112 | 1 |
| 4 | | | | | | 20 | | 91 | 41 | 4 | | | | 83 | 26 |
| | | 1 | | | | | | | | | | | | | |
| 1 | | 39 | 1 | 1 | | 15 | | 83 | 45 | 11 | | 7 | | 37 | |
| 39 | 3 | 1 | | | | 2 | | 28 | 2 | 11 | | 1 | | 57 | 4 |
| 74 | | 33 | | 52 | | 8 | | 113 | | 22 | | 8 | | 148 | 1 |
| | | | | | | 1 | | 3 | 1 | | | | | 6 | |
| | | | | | | | | | | | | | | | |
| 18 | | | | 339 | 1 | 4 | | 1 | | | | 35 | 1 | 84 | |
| 3 | | 7 | | 6 | | 1 | | 16 | | 44 | | 1 | | 19 | |
| | | | | | | | | | | | | | | | |
| 213 | 3 | 76 | 1 | 76 | 2 | 86 | | 361 | 45 | 38 | 4 | 49 | 3 | 529 | 13 |
| 316 | 4 | 60 | | 98 | | 112 | | 520 | 3 | 65 | | 70 | | 981 | 2 |
| 1 | 1 | 1 | | 3 | | 13 | 2 | 62 | 4 | | | 3 | | 6 | 1 |
| 64 | 40 | 18 | 2 | 27 | 3 | 33 | 10 | 139 | 89 | 6 | | 9 | 1 | 122 | 73 |
| 2 | | 2 | | 2 | | 1 | | 103 | | 18 | | 2 | | 21 | |
| 9 | 2 | 2 | | 127 | | 8 | | 434 | 129 | | | | | 393 | 23 |
| | | | | | | | | | | | | | | | |
| 177 | | 104 | 1 | 167 | 2 | 261 | | 653 | | 187 | | 74 | | 575 | |
| 241 | 1 | 187 | 1 | 164 | | 109 | | 1,762 | 20 | 101 | 8 | 21 | | 929 | 5 |
| 471 | | 461 | | 88 | | 308 | | 1,727 | 2 | 354 | 2 | 81 | | 1,736 | 6 |
| 127 | | 54 | | 23 | | 73 | | 277 | | 70 | | 32 | | 334 | |
| | | | | | | | | | | | | | | | |
| 3 | | | | | | 4 | | 141 | | 6 | | 1 | | 30 | |
| 28 | | 9 | | | | 3 | | 365 | | 5 | | 5 | | 78 | 3 |
| 26 | | 12 | | 6 | | 9 | | 92 | | 155 | | 7 | | 70 | |
| 15 | 2 | 107 | 15 | | | 1 | | 25 | 18 | 21 | | | | 39 | 13 |
| | | | | | | | | | | | | | | | |
| 170 | 5 | 58 | 2 | 79 | | 50 | 1 | 271 | 2 | 33 | 1 | 43 | | 466 | 6 |
| 21 | | 14 | | 26 | | 24 | | 163 | 3 | 15 | | 6 | 1 | 87 | 7 |
| 58 | 9 | 8 | | 5 | | 2 | | 24 | 1 | 1 | | | | 178 | 22 |
| 28 | 54 | 1 | | | | 2 | | 14 | | | | | | 224 | 170 |
| | | | | | | | | | | | | | | | |
| 32 | 3 | 25 | | 20 | | 11 | | 40 | 6 | 4 | 1 | | | 60 | 8 |
| 11 | | 3 | | 1 | | 61 | | 137 | 11 | 7 | | | | 61 | |
| 1 | | | | | | 1 | | 1 | | | | | | 7 | |
| | | | | | | | | | | | | | | | |
| 66 | | 5 | | 18 | | 37 | | 365 | | 3 | | 10 | | 214 | |
| 62 | | | | | | 28 | | 167 | | 23 | | 14 | | 381 | 1 |
| 22 | | 49 | | 18 | | 64 | | 178 | | 7 | | 62 | | 105 | |
| 151 | 39 | 21 | | 24 | | 29 | | 902 | 25 | 79 | 2 | 15 | | 337 | 15 |
| | | | | | | | | | | | | | | | |
| 103 | 3 | 14 | | | | 16 | | 41 | 1 | 4 | 1 | | | 277 | 2 |
| 41 | | 5 | | 23 | | 13 | | 27 | | 4 | | 6 | | 185 | 62 |
| 61 | 7 | 1 | | 21 | | 1 | | 12 | 8 | | | | | 208 | 45 |
| 93 | | 47 | | 63 | | 103 | | 288 | 9 | 54 | 1 | 27 | | 376 | 3 |
| 69 | 4 | 18 | 9 | 6 | | 23 | 1 | 238 | 6 | 43 | | 7 | | 323 | 5 |
| | | | | | | | | | | | | | | | |
| 77 | 70 | 140 | 94 | 5 | 2 | 12 | 6 | 98 | 91 | 4 | 2 | 4 | 7 | 196 | 265 |
| 15 | 34 | 19 | 71 | | | 1 | | 6 | 30 | 5 | 33 | | | 71 | 271 |
| 39 | 5 | 3 | | 3 | | 4 | 1 | 62 | 1 | 1 | | 1 | | 152 | 2 |
| 56 | 25 | 1,545 | 1,375 | | | 2 | | 30 | 8 | 21 | 7 | | | 101 | 31 |
| 441 | 22 | 159 | 11 | 115 | 3 | 158 | 1 | 871 | 79 | 92 | | 94 | 4 | 1,269 | 46 |
| | | | | | | | | | | | | | | | |
| 24 | 6 | 124 | | 10 | 1 | 6 | 2 | 46 | 5 | 2 | 2 | 3 | 1 | 47 | 5 |
| 4 | 2 | | 1 | | | | | 9 | 3 | 4 | 2 | | | 2 | 3 |
| 2 | | 706 | 1,324 | | | 9 | | 66 | 188 | | | 1 | | 46 | 56 |
| 2 | 15 | 8 | 4 | | | 3 | | 3 | 1 | 9 | 31 | | | 5 | 36 |
| 21 | 158 | 274 | 390 | | | 1 | | 1 | | 1 | | 1 | | 230 | 340 |
| | | | | | | | | | | | | | | | |
| 1 | 1 | 526 | 350 | | | | | 18 | 17 | | | | | 22 | 5 |
| 18 | 18 | 648 | 768 | | | 1 | 1 | 6 | 30 | 2 | 3 | | | 50 | 32 |
| 6 | 539 | 1 | 225 | 37 | 65 | | 218 | 3 | 1,162 | | 235 | 3 | 327 | 14 | 1,467 |
| 11 | 28 | | | | | | | | 9 | 2 | | | | 27 | 16 |
| 1 | 113 | | 87 | | 13 | | | 12 | 474 | 2 | 33 | 1 | 10 | 23 | 355 |
| | | | | | | | | | | | | | | | |
| 4 | 217 | 2 | 21 | | 101 | | 189 | 6 | 1,141 | 9 | 282 | | 81 | 15 | 595 |
| 12 | 52 | | | | | 1 | 5 | 23 | 41 | 23 | 197 | | 1 | 29 | 59 |
| 184 | 35 | 56 | 11 | 348 | 12 | 99 | 8 | 408 | 325 | 34 | 20 | 52 | 11 | 590 | 80 |
| 28 | 97 | 11 | 9 | 12 | | 3 | 3 | 9 | 19 | 3 | 6 | 2 | 2 | 68 | 135 |
| | | | | | | | | | | | | | | | |
| 53 | 8 | 3 | | 1 | 1 | 2 | | 34 | 1 | 7 | | | | 24 | 9 |
| | | | | 8 | | 1 | | | | 2 | 1 | | | | |
| 419 | 1 | 263 | | 168 | | 168 | | 738 | 2 | 98 | | 121 | | 1,526 | 3 |
| 6 | 19 | | | | | | | | | | | | | 56 | 105 |
| 274 | 9 | 230 | 2 | 117 | 1 | 202 | 1 | 1,187 | 16 | 159 | 2 | 121 | | 985 | 16 |
| | | | | | | | | | | | | | | | |
| 17 | 5 | 21 | | 8 | | 10 | | 153 | | 12 | | 3 | | 76 | 5 |
| 37 | 2 | 13 | | 25 | 4 | 27 | 3 | 88 | 20 | 13 | 9 | 8 | | 70 | 6 |
| 9 | 1 | | | | | | | 45 | 4 | | | 1 | | 113 | 31 |
| 104 | 11 | 43 | 5 | 2 | | 16 | 2 | 211 | 19 | 33 | | 59 | | 330 | 373 |
| 38 | 1 | 15 | | 12 | | 54 | | 319 | 30 | 115 | 8 | 21 | | 117 | 12 |
| 522 | 519 | 297 | 101 | 197 | 63 | 284 | 11 | 1,978 | 333 | 210 | 397 | 200 | 5 | 2,058 | 1,375 |

STATISTICS OF POPULATION.

TABLE 94.—TOTAL PERSONS 10 YEARS OF AGE AND OVER ENGAGED IN EACH SPECIFIED OCCUPATION.

| OCCUPATIONS. | JOHNSTOWN, PA. | | JOLIET, ILL. | | JOPLIN, MO. | | KANSAS CITY, KANS. | | KANSAS CITY, MO. | |
|---|----------------|----------|--------------|----------|-------------|----------|--------------------|----------|------------------|----------|
| | Males. | Females. | Males. | Females. | Males. | Females. | Males. | Females. | Males. | Females. |
| 1 Population 10 years of age and over | 14,799 | 12,437 | 11,986 | 10,822 | 10,927 | 9,525 | 20,884 | 19,115 | 68,841 | 67,062 |
| 2 All occupations ¹ | 12,249 | 1,633 | 9,681 | 1,927 | 8,122 | 1,433 | 16,636 | 3,170 | 57,570 | 16,159 |
| 3 Agricultural pursuits | 85 | 2 | 53 | 3 | 159 | | 330 | 11 | 982 | 32 |
| 4 Agricultural laborers ¹ | 12 | | 13 | 1 | 89 | | 116 | 7 | 228 | 11 |
| 5 Dairymen and dairymen | | | 2 | | | | 31 | | 40 | 1 |
| 6 Farmers, planters, and overseers | 8 | | 19 | | 45 | | 88 | 1 | 256 | 7 |
| 7 Gardeners, florists, nurserymen, etc | 5 | 2 | 15 | 2 | 17 | | 7 | | 121 | 10 |
| 8 Lumbermen and raftsmen..... | 8 | | 2 | | 7 | | 1 | | 28 | |
| 9 Stock raisers, herders, and drovers..... | | | | | 1 | | 87 | 1 | 298 | 2 |
| 10 Turpentine farmers and laborers..... | | | | | 2 | | | | | |
| 11 Wood choppers..... | 2 | | | | | | | | 1 | |
| 12 Other agricultural pursuits..... | | | 2 | | | | | 1 | 8 | 1 |
| 13 Professional service..... | 416 | 130 | 397 | 229 | 401 | 124 | 713 | 241 | 3,602 | 1,217 |
| 14 Actors, professional showmen, etc..... | 2 | 1 | 11 | | 9 | | 11 | 3 | 125 | 39 |
| 15 Architects, designers, draughtsmen, etc | 61 | 2 | 23 | 2 | 26 | | 9 | | 134 | 2 |
| 16 Artists and teachers of art..... | 2 | 1 | 5 | 8 | 4 | 4 | 8 | 7 | 88 | 68 |
| 17 Clergymen..... | 50 | 1 | 37 | 1 | 21 | | 106 | 1 | 268 | 16 |
| 18 Dentists..... | 16 | | 19 | | 18 | | 18 | 3 | 150 | 6 |
| 19 Electricians..... | 45 | | 29 | | 25 | | 59 | | 263 | 1 |
| 20 Engineers (civil, etc.) and surveyors..... | 51 | | 28 | | 36 | | 22 | | 238 | |
| 21 Journalists..... | 10 | | 11 | 2 | 15 | 2 | 24 | 1 | 175 | 15 |
| 22 Lawyers..... | 39 | | 75 | | 91 | | 128 | 2 | 775 | 6 |
| 23 Literary and scientific persons..... | 11 | 3 | 10 | 3 | 7 | | 3 | 8 | 38 | 32 |
| 24 Musicians and teachers of music..... | 18 | 15 | 20 | 30 | 13 | 30 | 26 | 54 | 216 | 249 |
| 25 Officials (government)..... | 29 | 1 | 52 | 2 | 16 | | 97 | 1 | 270 | 13 |
| 26 Physicians and surgeons..... | 46 | 2 | 56 | 4 | 80 | 2 | 129 | 12 | 625 | 78 |
| 27 Teachers and professors in colleges, etc | 28 | 104 | 17 | 173 | 33 | 86 | 59 | 147 | 202 | 666 |
| 28 Other professional service..... | 8 | | 4 | | 7 | | 14 | 2 | 85 | 26 |
| 29 Domestic and personal service..... | 2,581 | 857 | 3,758 | 925 | 1,134 | 793 | 3,905 | 1,434 | 13,285 | 8,077 |
| 30 Barbers and hairdressers..... | 74 | | 93 | 5 | 82 | 4 | 145 | 10 | 706 | 52 |
| 31 Bartenders..... | 54 | 1 | 68 | | 63 | | 99 | | 581 | 3 |
| 32 Boarding and lodging house keepers..... | 3 | 33 | 5 | 31 | 16 | 111 | 10 | 82 | 65 | 581 |
| 33 Hotel keepers..... | 46 | | 6 | 2 | 24 | 17 | 7 | 3 | 123 | 44 |
| 34 Housekeepers and stewards ¹ | | 56 | | 46 | 1 | 13 | 4 | 105 | 33 | 273 |
| 35 Janitors and sextons..... | 28 | 3 | 40 | 1 | 8 | 1 | 54 | 5 | 386 | 23 |
| 36 Laborers (not specified) ¹ | 2,100 | 5 | 3,234 | 14 | 682 | 34 | 3,073 | 134 | 7,226 | 136 |
| 37 Launderers and laundresses..... | 24 | 55 | 32 | 81 | 21 | 136 | 32 | 358 | 231 | 2,150 |
| 38 Nurses and midwives..... | 4 | 33 | 1 | 58 | 1 | 31 | 5 | 74 | 20 | 352 |
| 39 Restaurant keepers..... | 6 | | 9 | 1 | 31 | 6 | 21 | 8 | 154 | 25 |
| 40 Saloon keepers..... | 18 | | 90 | 1 | 48 | | 74 | | 462 | 5 |
| 41 Servants and waiters..... | 44 | 670 | 71 | 684 | 102 | 435 | 171 | 604 | 2,388 | 4,398 |
| 42 Soldiers, sailors, and marines (U. S.)..... | 8 | | 3 | | 3 | | 6 | | 43 | |
| 43 Watchmen, policemen, firemen, etc | 101 | | 99 | | 40 | | 195 | | 659 | 4 |
| 44 Other domestic and personal service..... | 21 | 1 | 7 | 1 | 12 | 5 | 9 | 1 | 153 | 31 |
| 45 Trade and transportation..... | 2,389 | 356 | 2,109 | 428 | 2,137 | 245 | 4,535 | 533 | 24,432 | 3,506 |
| 46 Agents..... | 107 | 9 | 103 | 4 | 133 | 21 | 260 | 22 | 2,023 | 59 |
| 47 Bankers and brokers..... | 5 | | 8 | | 58 | | 36 | 1 | 439 | 6 |
| 48 Boatmen and sailors ¹ | 11 | | 11 | | | | 14 | | 69 | |
| 49 Bookkeepers and accountants ¹ | 60 | 28 | 140 | 100 | 91 | 47 | 124 | 57 | 1,466 | 552 |
| 50 Clerks and copyists ¹ | 464 | 48 | 321 | 85 | 152 | 32 | 623 | 101 | 3,749 | 423 |
| 51 Commercial travelers..... | 34 | | 39 | 1 | 68 | | 95 | | 791 | 5 |
| 52 Draymen, hackmen, teamsters, etc..... | 293 | 1 | 261 | | 471 | | 657 | 1 | 2,778 | 4 |
| 53 Foremen and overseers..... | 31 | | 32 | | 14 | | 57 | 1 | 216 | 6 |
| 54 Hostlers..... | 33 | | 36 | | 51 | | 23 | | 214 | |
| 55 Hucksters and peddlers..... | 19 | | 23 | | 20 | | 40 | 7 | 274 | 2 |
| 56 Livery stable keepers..... | 12 | | 21 | | 19 | | 12 | | 74 | 1 |
| 57 Merchants and dealers (except wholesale)..... | 354 | 21 | 389 | 22 | 425 | 4 | 617 | 24 | 3,002 | 120 |
| 58 Merchants and dealers (wholesale)..... | 8 | | 24 | | 39 | | 47 | 1 | 665 | 1 |
| 59 Messengers and errand and office boys..... | 61 | | 19 | | 9 | | 77 | 2 | 364 | 44 |
| 60 Officials of banks and companies..... | 31 | | 36 | | 32 | 2 | 61 | 2 | 710 | 9 |
| 61 Packers and shippers..... | 6 | 2 | 1 | 5 | 1 | | 38 | 16 | 186 | 50 |
| 62 Porters and helpers (in stores, etc.)..... | 9 | | 6 | | 33 | 1 | 59 | 1 | 477 | 3 |
| 63 Salesmen and saleswomen..... | 274 | 172 | 163 | 129 | 233 | 70 | 353 | 150 | 2,973 | 1,005 |
| 64 Steam railroad employees..... | 462 | 1 | 350 | | 166 | | 910 | | 1,920 | 4 |
| 65 Stenographers and typewriters ¹ | 7 | 50 | 10 | 66 | 9 | 46 | 34 | 112 | 329 | 933 |
| 66 Street railway employees..... | 40 | 1 | 42 | | 7 | | 241 | | 870 | |
| 67 Telegraph and telephone linemen..... | 15 | | 9 | | 12 | | 11 | | 72 | |
| 68 Telegraph and telephone operators..... | 13 | 22 | 15 | 16 | 23 | 22 | 49 | 25 | 327 | 170 |
| 69 Undertakers..... | 6 | | 10 | | 3 | | 12 | | 50 | 2 |
| 70 Other persons in trade and transportation..... | 44 | 1 | 32 | | 8 | | 85 | 10 | 394 | 57 |
| 71 Manufacturing and mechanical pursuits ¹ | 6,378 | 288 | 3,364 | 342 | 4,241 | 271 | 7,153 | 951 | 15,319 | 3,327 |
| <i>Building trades.</i> | | | | | | | | | | |
| 72 Carpenters and joiners..... | 290 | | 290 | | 573 | | 337 | | 2,131 | 5 |
| 73 Masons (brick and stone)..... | 206 | | 91 | | 123 | | 216 | | 914 | |
| 74 Painters, glaziers, and varnishers..... | 118 | | 130 | | 137 | | 267 | 3 | 1,039 | 8 |
| 75 Paper hangers..... | 14 | | 11 | | 14 | | 39 | | 294 | 1 |
| 76 Plasterers..... | 27 | | 34 | | 49 | | 52 | | 208 | |
| 77 Plumbers and gas and steam fitters..... | 59 | | 63 | | 45 | | 125 | | 530 | 3 |
| 78 Roofers and slaters..... | 4 | | 7 | | 3 | | 7 | | 43 | |
| 79 Mechanics (not otherwise specified)..... | 2 | | 2 | | 8 | | 3 | | 19 | |

¹See explanatory notes in table 91.

OCCUPATIONS.

CLASSIFIED BY SEX, FOR CITIES HAVING 25,000 INHABITANTS OR MORE: 1900—Continued.

| KNOXVILLE, TENN. | | LA CROSSE, WIS. | | LANCASTER, PA. | | LAWRENCE, MASS. | | LEXINGTON, KY. | | LINCOLN, NEBR. | | LITTLE ROCK, ARK. | | LOS ANGELES, CAL. | | |
|------------------|----------|-----------------|----------|----------------|----------|-----------------|----------|----------------|----------|----------------|----------|-------------------|----------|-------------------|----------|-----|
| Males. | Females. | Males. | Females. | Males. | Females. | Males. | Females. | Males. | Females. | Males. | Females. | Males. | Females. | Males. | Females. | |
| 12,588 | 13,641 | 10,658 | 11,629 | 15,572 | 18,097 | 23,931 | 25,986 | 10,241 | 11,994 | 16,958 | 15,754 | 15,588 | 15,428 | 42,002 | 43,405 | 1 |
| 9,729 | 3,364 | 7,937 | 2,625 | 12,939 | 5,454 | 20,111 | 10,143 | 7,634 | 3,874 | 12,502 | 3,587 | 11,683 | 4,116 | 33,373 | 8,478 | 2 |
| 94 | 2 | 222 | 11 | 153 | 3 | 196 | 1 | 482 | 8 | 291 | 3 | 251 | 37 | 1,708 | 57 | 3 |
| 34 | 1 | 82 | 7 | 55 | 1 | 125 | 1 | 386 | 3 | 119 | 1 | 71 | 22 | 706 | 7 | 4 |
| 1 | | | | 4 | | | | 2 | | 3 | | 6 | | 37 | | 5 |
| 44 | 1 | 40 | 1 | 27 | 1 | 25 | | 58 | | 100 | 1 | 104 | 5 | 537 | 24 | 6 |
| 3 | | 17 | 3 | 39 | 1 | 17 | | 21 | 5 | 34 | | 32 | 9 | 240 | 10 | 7 |
| 2 | | 77 | | 3 | | 8 | | 9 | | 9 | | 9 | | 26 | | 8 |
| 9 | | 2 | | 23 | | | | 3 | | 25 | 1 | 12 | 1 | 126 | 10 | 9 |
| 1 | | 2 | | 2 | | 21 | | 3 | | 1 | | 16 | | 5 | | 10 |
| | | 2 | | | | | | | | | | 1 | | 31 | 6 | 11 |
| | | | | | | | | | | | | | | | | 12 |
| 594 | 186 | 351 | 284 | 569 | 237 | 525 | 357 | 769 | 245 | 974 | 509 | 744 | 256 | 3,101 | 1,450 | 13 |
| 17 | 4 | 9 | 2 | 26 | 3 | 18 | 2 | 253 | 3 | 29 | | 7 | | 75 | 28 | 14 |
| 23 | | 10 | | 19 | 1 | 41 | | 8 | | 15 | | 13 | | 120 | 4 | 15 |
| 4 | 11 | 9 | 9 | 9 | 4 | 11 | 10 | 4 | 6 | 8 | 14 | 3 | 2 | 67 | 93 | 16 |
| 75 | | 49 | 3 | 57 | | 57 | | 99 | 2 | 99 | 5 | 180 | 1 | 258 | 23 | 17 |
| 18 | | 21 | 2 | 29 | | 26 | | 16 | | 41 | 3 | 19 | 1 | 140 | 8 | 18 |
| 31 | | 28 | | 42 | 1 | 46 | 1 | 22 | | 34 | 1 | 35 | | 247 | 2 | 19 |
| 26 | | 25 | | 21 | | 27 | 1 | 13 | | 50 | | 52 | | 245 | | 20 |
| 22 | | 15 | 1 | 25 | 1 | 26 | | 26 | 3 | 50 | 7 | 25 | | 123 | 14 | 21 |
| 183 | | 52 | 1 | 101 | | 41 | | 83 | | 197 | 3 | 171 | | 569 | 7 | 22 |
| 7 | 5 | 2 | 1 | 4 | 2 | 17 | 6 | 7 | 8 | 16 | 14 | 6 | | 85 | 39 | 23 |
| 20 | 22 | 25 | 48 | 51 | 29 | 43 | 58 | 25 | 28 | 80 | 81 | 32 | 46 | 221 | 286 | 24 |
| 58 | | 37 | | 48 | 1 | 46 | 1 | 44 | 3 | 63 | 3 | 71 | | 197 | 5 | 25 |
| 90 | 3 | 48 | 5 | 79 | 5 | 32 | 3 | 75 | 6 | 114 | 10 | 107 | 6 | 508 | 89 | 26 |
| 67 | 141 | 18 | 203 | 48 | 188 | 39 | 269 | 80 | 186 | 165 | 365 | 66 | 198 | 212 | 836 | 117 |
| 3 | | 8 | 9 | 10 | 2 | 5 | | 9 | | 13 | 3 | 7 | 2 | 29 | 16 | 28 |
| 2,409 | 1,941 | 1,994 | 1,017 | 2,016 | 1,342 | 2,352 | 1,349 | 1,835 | 2,833 | 2,322 | 1,510 | 3,122 | 3,007 | 6,057 | 3,501 | 29 |
| 113 | 1 | 75 | 2 | 133 | 2 | 134 | 10 | 91 | 4 | 148 | 29 | 108 | 2 | 377 | 65 | 30 |
| 69 | | 64 | | 77 | | 122 | 1 | 97 | | 84 | | 100 | | 181 | 1 | 31 |
| 19 | 54 | 5 | 30 | 7 | 49 | 49 | 123 | 8 | 48 | 26 | 135 | 20 | 121 | 109 | 331 | 32 |
| 7 | | 25 | 3 | 75 | 1 | 9 | | 9 | | 14 | | 31 | | 92 | 26 | 33 |
| 5 | 41 | | 69 | 3 | 116 | 4 | 170 | 2 | 48 | 3 | 83 | 4 | 61 | 27 | 343 | 34 |
| 49 | 1 | 36 | | 41 | 1 | 59 | 3 | 35 | 3 | 84 | 3 | 63 | 2 | 209 | 37 | 35 |
| 1,567 | 20 | 1,433 | 18 | 1,247 | 49 | 1,463 | 11 | 981 | 20 | 1,276 | 32 | 1,852 | 56 | 2,467 | 58 | 36 |
| 27 | 605 | 16 | 143 | 42 | 94 | 35 | 73 | 25 | 943 | 59 | 167 | 48 | 1,159 | 675 | 277 | 37 |
| 5 | 69 | 2 | 45 | 7 | 114 | 2 | 121 | 40 | 124 | 3 | 93 | 30 | 145 | 23 | 439 | 33 |
| 16 | 5 | 9 | 2 | 24 | 1 | 24 | 3 | 27 | 18 | 30 | 4 | 52 | 18 | 126 | 30 | 39 |
| 40 | | 123 | | 17 | 1 | 30 | | 41 | | 62 | | 55 | 1 | 165 | | 40 |
| 343 | 1,142 | 76 | 699 | 137 | 911 | 133 | 821 | 354 | 1,619 | 363 | 951 | 523 | 1,423 | 1,179 | 1,799 | 41 |
| 33 | | 9 | | 44 | | 18 | | 11 | | 12 | | 4 | | 29 | | 42 |
| 103 | | 111 | | 133 | | 198 | | 86 | | 106 | | 185 | 2 | 299 | | 43 |
| 23 | 3 | 10 | 1 | 19 | 3 | 22 | 8 | 28 | 4 | 52 | 6 | 42 | 4 | 99 | 44 | 44 |
| 3,534 | 328 | 2,570 | 414 | 3,465 | 706 | 3,649 | 755 | 2,784 | 263 | 5,677 | 796 | 4,698 | 324 | 12,659 | 1,587 | 45 |
| 206 | 3 | 136 | 8 | 201 | 5 | 181 | 15 | 180 | 12 | 503 | 18 | 324 | 8 | 1,081 | 46 | 46 |
| 27 | | 23 | | 70 | | 21 | | 40 | | 74 | | 33 | | 525 | 1 | 47 |
| 24 | | 43 | | 1 | | 10 | | 2 | | 1 | | 15 | | 28 | | 48 |
| 170 | 52 | 133 | 41 | 153 | 69 | 162 | 180 | 118 | 60 | 247 | 145 | 211 | 25 | 698 | 229 | 49 |
| 354 | 45 | 317 | 91 | 364 | 81 | 354 | 77 | 282 | 41 | 593 | 197 | 391 | 14 | 1,307 | 193 | 50 |
| 123 | 1 | 141 | 2 | 73 | 2 | 39 | | 86 | | 476 | 2 | 154 | 1 | 272 | 1 | 51 |
| 357 | 1 | 327 | | 342 | | 560 | 1 | 292 | | 474 | | 454 | 3 | 1,171 | 3 | 52 |
| 33 | | 27 | | 23 | 2 | 25 | | 17 | | 51 | | 56 | | 119 | 3 | 53 |
| 38 | | 21 | | 74 | | 94 | | 125 | | 50 | | 121 | | 120 | | 54 |
| 48 | 1 | 23 | 1 | 68 | 2 | 78 | 5 | 32 | 4 | 49 | | 28 | 3 | 311 | 3 | 55 |
| 30 | | 13 | | 24 | 1 | 21 | | 20 | | 19 | | 15 | | 85 | | 56 |
| 523 | 7 | 353 | 12 | 786 | 40 | 730 | 99 | 496 | 21 | 768 | 8 | 625 | 26 | 2,343 | 91 | 57 |
| 34 | 1 | 26 | | 20 | | 22 | | 44 | | 84 | 1 | 36 | | 154 | 2 | 58 |
| 71 | | 16 | 2 | 105 | 4 | 29 | 2 | 32 | | 56 | 8 | 52 | | 210 | 6 | 59 |
| 73 | 1 | 59 | 1 | 56 | | 43 | 1 | 44 | | 121 | 2 | 83 | | 357 | 7 | 60 |
| 21 | 1 | 17 | 45 | 173 | 214 | 68 | 8 | 4 | | 16 | 6 | 9 | 2 | 106 | 34 | 61 |
| 65 | 1 | 8 | | 18 | | 10 | 1 | 167 | | 37 | | 136 | | 82 | 3 | 62 |
| 454 | 99 | 213 | 118 | 517 | 206 | 626 | 304 | 277 | 81 | 529 | 185 | 547 | 90 | 1,768 | 447 | 63 |
| 672 | | 524 | | 164 | | 417 | 1 | 368 | | 1,172 | 2 | 1,174 | 1 | 1,013 | 6 | 64 |
| 31 | 85 | 26 | 69 | 26 | 49 | 1 | 51 | 23 | 39 | 43 | 193 | 44 | 101 | 117 | 339 | 65 |
| 68 | | 46 | | 67 | | 74 | | 43 | | 124 | 1 | 45 | | 447 | | 66 |
| 14 | | 15 | | 22 | | 9 | | 15 | | 32 | | 34 | | 36 | | 67 |
| 30 | 30 | 33 | 23 | 53 | 25 | 10 | 15 | 18 | 5 | 68 | 28 | 45 | 49 | 117 | 112 | 68 |
| 10 | | 11 | | 19 | 4 | 23 | | 10 | | 17 | | 9 | | 41 | 1 | 69 |
| 58 | | 19 | 1 | 46 | 2 | 37 | 5 | 49 | | 73 | | 52 | 1 | 146 | 10 | 70 |
| 3,098 | 907 | 2,800 | 899 | 6,736 | 3,166 | 13,389 | 7,671 | 1,764 | 525 | 3,238 | 769 | 2,868 | 492 | 9,848 | 1,883 | 71 |
| 351 | | 354 | | 467 | 1 | 988 | | 317 | 1 | 481 | 4 | 544 | 1 | 1,322 | 4 | 72 |
| 97 | | | | 203 | | 324 | | 123 | | 168 | | 128 | | 181 | | 73 |
| 204 | | 190 | | 317 | 5 | 415 | 3 | 183 | 2 | 222 | | 190 | 1 | 625 | | 74 |
| 23 | | 15 | 1 | 55 | | 11 | | 44 | | 54 | | 39 | | 59 | 1 | 75 |
| 19 | | 22 | | 43 | | 51 | | 45 | | 52 | | 30 | | 90 | | 76 |
| 66 | | 61 | | 116 | | 237 | | 43 | | 105 | 1 | 69 | | 274 | | 77 |
| 2 | | | | | | 15 | | | | 4 | | 9 | | 8 | | 78 |
| 3 | | 7 | | 1 | | 5 | | 5 | | 12 | | 6 | | 30 | | 79 |

*

TABLE 94.—TOTAL PERSONS 10 YEARS OF AGE AND OVER ENGAGED IN EACH SPECIFIED OCCUPATION.

| OCCUPATIONS. | JOHNSTOWN, PA. | | JOLIET, ILL. | | JOPLIN, MO. | | KANSAS CITY, KANS. | | KANSAS CITY, MO. | |
|---|----------------|----------|--------------|----------|-------------|----------|--------------------|----------|------------------|----------|
| | Males. | Females. | Males. | Females. | Males. | Females. | Males. | Females. | Males. | Females. |
| Manufacturing and mechanical pursuits¹—Con. | | | | | | | | | | |
| <i>Chemicals and allied products.</i> | | | | | | | | | | |
| 80 Oil well and oil works employees | | | 1 | | | | 5 | | 15 | |
| 81 Other chemical workers | | | 2 | | | | 2 | | 8 | 12 |
| <i>Clay, glass, and stone products.</i> | | | | | | | | | | |
| 82 Brick and tile makers, etc | 227 | | 3 | | 2 | | 21 | | 116 | |
| 83 Glass workers | | | | | | | 1 | | 22 | 1 |
| 84 Marble and stone cutters | 21 | | 57 | | 12 | | 15 | | 215 | |
| 85 Potters | 10 | | 1 | | | | 1 | | 3 | |
| <i>Fishing and mining.</i> | | | | | | | | | | |
| 86 Fishermen and oystermen ¹ | 3 | | | | | | 18 | | 19 | |
| 87 Miners and quarrymen ¹ | 736 | 2 | 60 | | 1,634 | 12 | 88 | | 190 | 1 |
| <i>Food and kindred products.</i> | | | | | | | | | | |
| 88 Bakers | 25 | 4 | 44 | | 39 | 3 | 52 | 5 | 340 | 32 |
| 89 Butchers | 60 | | 82 | | 58 | | 488 | 1 | 421 | 4 |
| 90 Butter and cheese makers | 6 | 1 | 3 | | 8 | 1 | 25 | 2 | 91 | 2 |
| 91 Confectioners | 3 | 1 | 9 | 3 | 28 | 2 | 20 | 20 | 177 | 109 |
| 92 Millers | 2 | | 9 | | 3 | | 18 | | 88 | |
| 93 Other food preparers | | | | | | | 2,267 | 281 | 471 | 65 |
| <i>Iron and steel and their products.</i> | | | | | | | | | | |
| 94 Blacksmiths | 154 | | 181 | | 128 | | 198 | | 514 | |
| 95 Iron and steel workers ¹ | 2,729 | 5 | 460 | | 61 | 1 | 152 | | 275 | 1 |
| 96 Machinists | 388 | | 307 | 2 | 102 | | 390 | | 551 | 1 |
| 97 Steam boiler makers | 33 | | 55 | | 43 | | 98 | | 77 | |
| 98 Stove, furnace, and grate makers | 1 | | 47 | | 1 | | 3 | | 23 | |
| 99 Tool and cutlery makers | 4 | | | | | | 2 | | 18 | |
| 100 Wheelwrights | 3 | | 2 | | | | 7 | | 5 | |
| 101 Wire workers | 1 | | 225 | | | | | | 21 | |
| <i>Leather and its finished products.</i> | | | | | | | | | | |
| 102 Boot and shoe makers and repairers | 37 | | 41 | 1 | 32 | | 56 | 1 | 257 | 22 |
| 103 Harness and saddle makers and repairers | 12 | 1 | 18 | | 9 | | 34 | | 229 | 4 |
| 104 Leather curriers and tanners | 2 | | 5 | | | | 1 | 1 | 9 | 2 |
| 105 Trunk and leather-case makers, etc | | | | | | | 2 | | 21 | 1 |
| <i>Liquors and beverages.</i> | | | | | | | | | | |
| 106 Bottlers and soda water makers, etc | 5 | 1 | 8 | | 1 | | 9 | | 50 | 11 |
| 107 Brewers and maltsters | 26 | | 12 | | 5 | | 2 | | 84 | 2 |
| 108 Distillers and rectifiers | | | | | | | 1 | | 9 | |
| <i>Lumber and its remanufactures.</i> | | | | | | | | | | |
| 109 Cabinet makers | 6 | | 4 | | 4 | | 10 | | 147 | |
| 110 Coopers | 2 | | 27 | | 7 | | 214 | | 46 | |
| 111 Saw and planing mill employees | 15 | | 6 | | 18 | | 24 | | 70 | |
| 112 Other woodworkers | 15 | | 27 | | 3 | | 49 | 6 | 140 | 3 |
| <i>Metals and metal products other than iron and steel.</i> | | | | | | | | | | |
| 113 Brass workers | 1 | | 3 | | 1 | | 11 | | 38 | |
| 114 Clock and watch makers and repairers | 4 | | 8 | | 12 | | 3 | | 50 | |
| 115 Gold and silver workers | | | 2 | | 2 | | 1 | | 16 | 9 |
| 116 Tinplate and tinware makers | 95 | 2 | 130* | 2 | 27 | | 153 | 6 | 294 | 3 |
| 117 Other metal workers | 16 | | 11 | | 110 | | 15 | | 69 | 1 |
| <i>Paper and printing.</i> | | | | | | | | | | |
| 118 Bookbinders | 1 | 7 | 6 | 4 | 4 | 1 | 6 | 15 | 61 | 63 |
| 119 Box makers (paper) | | | | | | | | 4 | 4 | 35 |
| 120 Engravers | | | 1 | | 2 | | 2 | 1 | 57 | 5 |
| 121 Paper and pulp mill operatives | 8 | | 3 | | | | 1 | | 15 | 8 |
| 122 Printers, lithographers, and pressmen | 44 | | 72 | 3 | 41 | 6 | 100 | 15 | 883 | 58 |
| <i>Textiles.</i> | | | | | | | | | | |
| 123 Bleachery and dye works operatives | | | 1 | | 4 | | 1 | | 34 | 6 |
| 124 Carpet factory operatives ¹ | 1 | | | | | | | | 4 | |
| 125 Cotton mill operatives | | | | 1 | | 1 | | | | |
| 126 Hosiery and knitting mill operatives | | | | | | | | | | |
| 127 Silk mill operatives | | | | | | | | | | 1 |
| 128 Woolen mill operatives | | | 1 | | | | | | 4 | 4 |
| 129 Other textile mill operatives | 1 | | 7 | | | | 1 | | 5 | 6 |
| 130 Dressmakers | 1 | 153 | | 245 | | 147 | 1 | 204 | 1 | 1,199 |
| 131 Hat and cap makers | | | | | | 3 | | | 3 | 2 |
| 132 Milliners | 1 | 41 | | 45 | | 33 | 3 | 59 | 12 | 291 |
| 133 Seamstresses | | 36 | | 17 | | 34 | 1 | 197 | 5 | 871 |
| 134 Shirt, collar, and cuff makers | | | 2 | | | | 2 | 23 | 20 | 43 |
| 135 Tailors and tailoresses | 29 | 19 | 53 | 7 | 27 | 14 | 65 | 41 | 490 | 206 |
| 136 Other textile workers | 2 | 3 | 3 | 1 | 2 | 4 | 4 | 4 | 21 | 42 |
| <i>Miscellaneous industries.</i> | | | | | | | | | | |
| 137 Broom and brush makers | 3 | | 1 | | 6 | | 14 | | 20 | 1 |
| 138 Charcoal, coke, and lime burners | 97 | | 4 | | | | 1 | | 1 | |
| 139 Engineers and firemen (not locomotive) ¹ | 208 | | 246 | | 327 | | 319 | | 771 | |
| 140 Glove makers | | | | | | | | | | |
| 141 Manufacturers and officials, etc | 107 | 1 | 133 | 1 | 375 | 2 | 167 | 4 | 1,219 | 15 |
| 142 Model and pattern makers | 45 | | 24 | | 5 | | 16 | | 22 | |
| 143 Photographers | 11 | 1 | 12 | 1 | 20 | 3 | 14 | 1 | 103 | 15 |
| 144 Rubber factory operatives | | | | | | | | | 4 | |
| 145 Tobacco and cigar factory operatives | 8 | | 50 | 1 | 25 | 1 | 27 | 2 | 191 | 16 |
| 146 Upholsters | 6 | | 26 | 2 | 6 | | 25 | 3 | 145 | 4 |
| 147 Other miscellaneous industries | 938 | 10 | 226 | 6 | 72 | 3 | 421 | 52 | 862 | 128 |

*

¹See explanatory notes in table 91.

STATISTICS OF POPULATION.

TABLE 94.—TOTAL PERSONS 10 YEARS OF AGE AND OVER ENGAGED IN EACH SPECIFIED OCCUPATION,

| | OCCUPATIONS. | LOUISVILLE, KY. | | LOWELL, MASS. | | LYNN, MASS. | | MC KEESPORT, PA. | | MALDEN, MASS. | |
|----|--|-----------------|----------|---------------|----------|-------------|----------|------------------|----------|---------------|----------|
| | | Males. | Females. | Males. | Females. | Males. | Females. | Males. | Females. | Males. | Females. |
| 1 | Population 10 years of age and over | 80,346 | 85,995 | 36,142 | 41,288 | 27,146 | 29,033 | 13,487 | 11,704 | 12,419 | 14,704 |
| 2 | All occupations ¹ | 66,017 | 23,082 | 30,467 | 17,281 | 22,256 | 8,616 | 11,046 | 1,664 | 9,850 | 3,706 |
| 3 | Agricultural pursuits | 702 | 13 | 436 | 4 | 178 | 10 | 51 | | 133 | 2 |
| 4 | Agricultural laborers ¹ | 330 | 6 | 245 | 1 | 92 | 3 | 39 | | 89 | |
| 5 | Dairymen and dairywomen | 28 | 1 | | | | | 3 | | | |
| 6 | Farmers, planters, and overseers | 142 | 3 | 69 | 3 | 21 | 1 | 2 | | 17 | 2 |
| 7 | Gardeners, florists, nurserymen, etc | 144 | 2 | 51 | | 62 | 6 | 7 | | 24 | |
| 8 | Lumbermen and raftsmen | 15 | | 8 | | 1 | | | | 1 | |
| 9 | Stock raisers, herders, and drovers | 41 | 1 | 1 | | 1 | | | | 2 | |
| 10 | Turpentine farmers and laborers | | | | | | | | | | |
| 11 | Wood choppers | 1 | | 62 | | | | | | | |
| 12 | Other agricultural pursuits | 1 | | | | 1 | | | | | |
| 13 | Professional service | 3,111 | 1,279 | 936 | 598 | 1,077 | 533 | 339 | 151 | 581 | 281 |
| 14 | Actors, professional showmen, etc | 157 | 35 | 25 | 7 | 35 | 5 | 6 | | 17 | 6 |
| 15 | Architects, designers, draughtsmen, etc | 114 | 1 | 82 | 6 | 84 | 2 | 12 | | 53 | 1 |
| 16 | Artists and teachers of art | 55 | 37 | 16 | 16 | 17 | 19 | 2 | 1 | 21 | 11 |
| 17 | Clergymen | 406 | 9 | 90 | 1 | 61 | 5 | 44 | 1 | 42 | 3 |
| 18 | Dentists | 129 | 1 | 44 | | 27 | | 11 | | 20 | |
| 19 | Electricians | 171 | | 107 | | 324 | 30 | 46 | | 78 | |
| 20 | Engineers (civil, etc.) and surveyors | 157 | | 59 | | 108 | | 34 | | 74 | |
| 21 | Journalists | 133 | 8 | 38 | 5 | 32 | 4 | 14 | | 26 | 2 |
| 22 | Lawyers | 446 | 5 | 87 | 2 | 56 | 2 | 26 | | 58 | 2 |
| 23 | Literary and scientific persons | 32 | 11 | 22 | 9 | 18 | 18 | 15 | | 18 | 3 |
| 24 | Musicians and teachers of music | 276 | 202 | 72 | 77 | 80 | 89 | 16 | 18 | 32 | 56 |
| 25 | Officials (government) | 284 | 7 | 85 | 1 | 74 | | 35 | | 39 | 1 |
| 26 | Physicians and surgeons | 526 | 30 | 132 | 14 | 111 | 26 | 53 | 4 | 63 | 11 |
| 27 | Teachers and professors in colleges, etc | 180 | 921 | 63 | 458 | 40 | 327 | 22 | 126 | 31 | 180 |
| 28 | Other professional service | 40 | 12 | 14 | 2 | 10 | 6 | 3 | 1 | 4 | |
| 29 | Domestic and personal service | 14,963 | 12,152 | 3,983 | 2,761 | 2,031 | 2,294 | 3,743 | 902 | 1,054 | 1,246 |
| 30 | Barbers and hairdressers | 579 | 18 | 233 | 8 | 183 | 8 | 93 | | 58 | 4 |
| 31 | Bartenders | 636 | 1 | 173 | 1 | 84 | | 80 | | 12 | |
| 32 | Boarding and lodging house keepers | 27 | 274 | 67 | 185 | 45 | 134 | 4 | 33 | 3 | 36 |
| 33 | Hotel keepers | 55 | 6 | 21 | | 24 | 4 | 37 | 3 | 11 | |
| 34 | Housekeepers and stewards ¹ | 30 | 282 | 6 | 437 | 6 | 299 | 4 | 65 | 6 | 152 |
| 35 | Janitors and sextons | 333 | 47 | 115 | 2 | 102 | 5 | 28 | 3 | 50 | |
| 36 | Laborers (not specified) ¹ | 8,885 | 30 | 2,547 | 63 | 954 | 22 | 3,281 | 20 | 627 | 20 |
| 37 | Launderers and laundresses | 128 | 3,827 | 109 | 186 | 102 | 266 | 15 | 49 | 49 | 104 |
| 38 | Nurses and midwives | 29 | 549 | 9 | 200 | 17 | 213 | 3 | 47 | 4 | 99 |
| 39 | Restaurant keepers | 61 | 18 | 38 | 2 | 41 | 6 | 10 | 1 | 26 | 3 |
| 40 | Saloon keepers | 485 | 20 | 19 | 1 | 22 | | 10 | | 4 | |
| 41 | Servants and waiters | 2,418 | 6,998 | 213 | 1,655 | 169 | 1,330 | 42 | 673 | 70 | 320 |
| 42 | Soldiers, sailors, and marines (U. S.) | 167 | | 28 | | 23 | | 9 | | 25 | |
| 43 | Watchmen, policemen, firemen, etc | 958 | 1 | 362 | | 222 | | 128 | | 107 | 1 |
| 44 | Other domestic and personal service | 172 | 21 | 43 | 16 | 37 | 7 | 4 | 3 | 7 | 7 |
| 45 | Trade and transportation | 22,632 | 2,800 | 6,010 | 1,438 | 5,466 | 1,378 | 2,025 | 351 | 3,344 | 715 |
| 46 | Agents | 1,461 | 86 | 388 | 29 | 320 | 35 | 137 | 7 | 259 | 12 |
| 47 | Bankers and brokers | 264 | | 53 | | 34 | 1 | 22 | | 55 | |
| 48 | Boatmen and sailors ¹ | 176 | | 20 | | 39 | | 20 | 1 | 33 | |
| 49 | Bookkeepers and accountants ¹ | 1,144 | 393 | 186 | 388 | 240 | 479 | 30 | 30 | 240 | 206 |
| 50 | Clerks and copyists ¹ | 3,720 | 416 | 869 | 256 | 576 | 171 | 398 | 115 | 617 | 120 |
| 51 | Commercial travelers | 601 | 8 | 72 | 3 | 195 | 2 | 7 | | 152 | 1 |
| 52 | Draymen, hackmen, teamsters, etc | 3,018 | 6 | 921 | 1 | 833 | 2 | 249 | | 423 | 1 |
| 53 | Foremen and overseers | 217 | 12 | 48 | 1 | 42 | 2 | 13 | | 31 | 2 |
| 54 | Hostlers | 362 | | 117 | 2 | 81 | 1 | 15 | | 34 | |
| 55 | Hucksters and peddlers | 661 | 17 | 138 | 7 | 55 | | 41 | 1 | 26 | 1 |
| 56 | Livery stable keepers | 46 | 1 | 23 | | 22 | 1 | 4 | | 10 | |
| 57 | Merchants and dealers (except wholesale) | 3,003 | 231 | 1,120 | 118 | 1,094 | 71 | 338 | 20 | 605 | 33 |
| 58 | Merchants and dealers (wholesale) | 313 | 1 | 57 | | 50 | | 20 | | 41 | |
| 59 | Messengers and errand and office boys | 405 | 18 | 47 | 4 | 68 | 5 | 35 | | 61 | 4 |
| 60 | Officials of banks and companies | 459 | 2 | 99 | 3 | 30 | 2 | 43 | | 75 | |
| 61 | Packers and shippers | 308 | 119 | 67 | 31 | 204 | 134 | 11 | 4 | 147 | 50 |
| 62 | Porters and helpers (in stores, etc.) | 956 | 10 | 12 | 1 | 13 | | 14 | | 24 | |
| 63 | Salesmen and saleswomen | 1,882 | 769 | 932 | 416 | 924 | 284 | 230 | 131 | 610 | 143 |
| 64 | Steam railroad employees | 2,232 | 16 | 547 | | 285 | 2 | 196 | | 171 | 1 |
| 65 | Stenographers and typewriters ¹ | 166 | 601 | 11 | 131 | 26 | 138 | 2 | 20 | 20 | 116 |
| 66 | Street railway employees | 534 | 1 | 152 | | 189 | | 34 | | 118 | |
| 67 | Telegraph and telephone linemen | 30 | | 20 | | 9 | | 2 | | 11 | |
| 68 | Telegraph and telephone operators | 162 | 65 | 21 | 29 | 17 | 36 | 13 | 22 | 20 | 23 |
| 69 | Undertakers | 66 | 2 | 28 | | 18 | 1 | 9 | | 11 | 1 |
| 70 | Other persons in trade and transportation | 346 | 23 | 62 | 19 | 52 | 11 | 43 | | 50 | 1 |
| 71 | Manufacturing and mechanical pursuits ¹ | 24,609 | 6,838 | 19,102 | 12,480 | 13,504 | 4,401 | 4,833 | 260 | 4,238 | 1,462 |
| | <i>Building trades.</i> | | | | | | | | | | |
| 72 | Carpenters and joiners | 1,999 | 2 | 997 | 2 | 699 | 1 | 293 | | 481 | |
| 73 | Masons (brick and stone) | 627 | | 300 | | 208 | 1 | 141 | | 135 | |
| 74 | Painters, glaziers, and varnishers | 1,333 | 8 | 665 | 5 | 436 | | 39 | | 243 | 3 |
| 75 | Paper hangers | 358 | | 32 | | 47 | | 15 | | 24 | |
| 76 | Plasterers | 249 | | 52 | | 3 | | 33 | | 24 | |
| 77 | Plumbers and gas and steam fitters | 500 | | 279 | 1 | 192 | | 67 | | 123 | |
| 78 | Roofers and slaters | 48 | | 31 | | 16 | | 12 | | 6 | |
| 79 | Mechanics (not otherwise specified) | 22 | | 14 | | 4 | | 2 | | 2 | |

¹See explanatory notes in table 91.

OCCUPATIONS.

CLASSIFIED BY SEX, FOR CITIES HAVING 25,000 INHABITANTS OR MORE: 1900—Continued.

| MANCHESTER, N. H. | | MEMPHIS, TENN. | | MILWAUKEE, WIS. | | MINNEAPOLIS, MINN. | | MOBILE, ALA. | | MONTGOMERY, ALA. | | NASHVILLE, TENN. | | NEWARK, N. J. | | |
|-------------------|----------|----------------|----------|-----------------|----------|--------------------|----------|--------------|----------|------------------|----------|------------------|----------|---------------|----------|----|
| Males. | Females. | Males. | Females. | Males. | Females. | Males. | Females. | Males. | Females. | Males. | Females. | Males. | Females. | Males. | Females. | |
| 20,942 | 24,545 | 41,776 | 40,289 | 105,784 | 110,572 | 82,217 | 78,763 | 14,388 | 16,830 | 10,843 | 13,387 | 30,775 | 34,979 | 93,993 | 97,942 | 1 |
| 16,951 | 10,124 | 35,665 | 14,803 | 85,157 | 26,399 | 66,170 | 19,719 | 11,893 | 5,948 | 8,767 | 5,440 | 24,784 | 11,430 | 78,607 | 24,184 | 2 |
| 421 | 13 | 975 | 62 | 532 | 56 | 1,542 | 22 | 372 | 9 | 436 | 117 | 344 | 29 | 525 | 16 | 3 |
| 149 | 1 | 461 | 49 | 276 | 42 | 387 | 1 | 53 | 5 | 222 | 101 | 162 | 23 | 229 | 11 | 4 |
| 20 | 1 | 3 | 1 | 12 | 2 | 39 | 1 | 14 | 1 | 164 | 3 | 92 | 3 | 85 | 1 | 5 |
| 167 | 9 | 225 | 12 | 98 | 4 | 328 | 10 | 14 | 1 | 10 | 4 | 33 | 2 | 185 | 4 | 6 |
| 68 | 2 | 21 | 107 | 16 | 8 | 134 | 9 | 52 | 2 | 280 | 2 | 28 | 2 | 11 | 4 | 7 |
| 7 | | 228 | 16 | 596 | | | | | | | | | | | | 8 |
| | | 23 | 18 | | | 50 | 1 | 8 | 1 | 16 | 1 | 21 | | 3 | | 9 |
| | | 13 | 1 | 4 | | 5 | | 6 | | 24 | | 5 | | 8 | | 10 |
| 30 | | 1 | | 1 | | 3 | | 8 | | | | 2 | | | | 11 |
| | | | | | | | | 1 | | | | | | | | 12 |
| 543 | 276 | 1,314 | 486 | 3,315 | 1,718 | 3,687 | 2,123 | 531 | 258 | 437 | 200 | 1,326 | 608 | 3,244 | 1,314 | 13 |
| 14 | 1 | 54 | 16 | 106 | 27 | 175 | 85 | 8 | 7 | 6 | | 41 | 4 | 110 | 26 | 14 |
| 22 | 3 | 36 | | 350 | 2 | 162 | 2 | 12 | 1 | 14 | | 27 | | 253 | 12 | 15 |
| 9 | 14 | 20 | 16 | 97 | 40 | 94 | 99 | 7 | 3 | 4 | 4 | 17 | 27 | 79 | 34 | 16 |
| 56 | 6 | 177 | 4 | 237 | 15 | 334 | 33 | 70 | 4 | 32 | | 226 | 6 | 238 | 18 | 17 |
| 21 | | 39 | | 188 | 9 | 142 | 10 | 17 | | 18 | | 56 | 1 | 82 | 2 | 18 |
| 78 | | 88 | | 430 | 5 | 287 | 1 | 41 | | 20 | | 60 | 1 | 612 | 17 | 19 |
| 20 | | 81 | 1 | 211 | | 232 | | 46 | | 11 | 1 | 50 | | 264 | 2 | 20 |
| 30 | 2 | 48 | 1 | 136 | 9 | 161 | 36 | 22 | 1 | 16 | 2 | 47 | 4 | 99 | 11 | 21 |
| 61 | | 266 | 3 | 450 | 5 | 696 | 9 | 91 | | 105 | | 232 | 2 | 320 | 3 | 22 |
| 9 | 3 | 17 | 2 | 76 | 34 | 58 | 47 | | 2 | 3 | 1 | 14 | 12 | 119 | 20 | 23 |
| 35 | 46 | 89 | 105 | 336 | 258 | 270 | 326 | 22 | 49 | 10 | 26 | 49 | 117 | 352 | 187 | 24 |
| 44 | 1 | 111 | 1 | 306 | 10 | 322 | 7 | 74 | | 46 | | 104 | 3 | 195 | 5 | 25 |
| 82 | 11 | 188 | 8 | 440 | 38 | 444 | 106 | 71 | 4 | 67 | 2 | 259 | 8 | 306 | 27 | 26 |
| 49 | 186 | 87 | 327 | 340 | 1,255 | 245 | 1,331 | 44 | 187 | 30 | 164 | 125 | 418 | 176 | 937 | 27 |
| 13 | 8 | 13 | 2 | 112 | 11 | 65 | 31 | 6 | | 5 | | 19 | 5 | 39 | 13 | 28 |
| 2,143 | 1,458 | 9,232 | 11,555 | 15,659 | 9,299 | 12,818 | 8,681 | 3,397 | 4,766 | 1,901 | 4,224 | 5,888 | 7,855 | 12,895 | 7,597 | 29 |
| 123 | 6 | 343 | 9 | 658 | 69 | 562 | 52 | 125 | 3 | 100 | 4 | 258 | 11 | 751 | 42 | 30 |
| 81 | | 247 | | 505 | 11 | 419 | 3 | 100 | 1 | 65 | | 177 | 3 | 653 | 4 | 31 |
| 26 | 120 | 53 | 248 | 34 | 301 | 51 | 332 | 11 | 110 | 9 | 90 | 20 | 108 | 16 | 237 | 32 |
| 14 | 3 | 36 | 7 | 99 | 5 | 153 | 47 | 6 | 1 | 7 | 1 | 22 | 2 | 59 | 4 | 33 |
| 4 | 152 | 18 | 131 | 47 | 357 | 15 | 479 | 28 | 49 | 2 | 16 | 9 | 135 | 26 | 319 | 34 |
| 47 | 1 | 104 | 6 | 299 | 30 | 423 | 29 | 28 | 8 | 26 | 27 | 105 | 6 | 262 | 34 | 35 |
| 1,450 | 78 | 5,674 | 82 | 10,635 | 170 | 8,542 | 91 | 2,297 | 92 | 1,015 | 1 | 3,648 | 62 | 7,573 | 265 | 36 |
| 85 | 74 | 101 | 5,118 | 132 | 1,177 | 139 | 1,075 | 46 | 2,131 | 33 | 2,135 | 86 | 3,550 | 300 | 967 | 37 |
| 4 | 126 | 21 | 636 | 18 | 564 | 25 | 628 | 11 | 163 | 3 | 213 | 8 | 340 | 57 | 661 | 38 |
| 17 | 8 | 45 | 8 | 47 | 23 | 92 | 23 | 34 | 21 | 7 | 14 | 44 | 12 | 119 | 13 | 39 |
| 26 | 2 | 159 | 4 | 1,170 | 89 | 357 | | 34 | 2 | 24 | | 104 | | 913 | 66 | 40 |
| 67 | 881 | 1,850 | 5,293 | 834 | 6,430 | 1,145 | 5,887 | 469 | 2,183 | 466 | 1,723 | 947 | 3,618 | 368 | 5,041 | 41 |
| 16 | | 25 | | 68 | | 43 | | 8 | | 10 | | 23 | | 91 | | 42 |
| 164 | | 394 | 1 | 947 | 1 | 717 | 1 | 162 | | 112 | | 365 | 1 | 1,012 | 7 | 43 |
| 19 | 7 | 162 | 12 | 166 | 72 | 135 | 34 | 38 | 2 | 22 | | 77 | 7 | 190 | 37 | 44 |
| 3,387 | 554 | 15,026 | 1,038 | 25,360 | 4,732 | 24,043 | 3,742 | 4,662 | 313 | 3,964 | 244 | 10,050 | 775 | 22,693 | 4,216 | 45 |
| 250 | 15 | 809 | 34 | 1,997 | 55 | 1,823 | 86 | 261 | 8 | 231 | 8 | 514 | 15 | 1,463 | 61 | 46 |
| 31 | | 189 | 1 | 255 | | 278 | | 54 | | 100 | | 100 | | 179 | | 47 |
| 3 | | 438 | 4 | 548 | | 19 | | 280 | 1 | 3 | | 548 | 1 | 189 | 3 | 48 |
| 137 | 194 | 672 | 92 | 1,756 | 571 | 1,438 | 654 | 167 | 23 | 6 | 13 | 80 | 76 | 1,641 | 540 | 49 |
| 577 | 141 | 2,070 | 154 | 3,245 | 545 | 3,059 | 679 | 809 | 56 | 349 | 14 | 1,190 | 102 | 3,612 | 764 | 50 |
| 54 | 1 | 351 | 1 | 890 | 7 | 1,355 | 22 | 98 | | 98 | 1 | 346 | 3 | 304 | 5 | 51 |
| 533 | 1 | 2,410 | 16 | 3,313 | 2 | 3,303 | 3 | 523 | 1 | 344 | 1 | 1,036 | 1 | 3,338 | 4 | 52 |
| 24 | 2 | 112 | 3 | 216 | 12 | 268 | 7 | 29 | | 32 | | 82 | | 165 | 10 | 53 |
| 112 | | 210 | | 231 | | 182 | | 88 | | 54 | 1 | 131 | | 301 | | 54 |
| 59 | | 290 | 10 | 525 | 24 | 364 | 9 | 63 | 8 | 34 | 18 | 192 | 10 | 723 | 15 | 55 |
| 24 | | 20 | | 84 | 3 | 72 | 1 | 12 | | 10 | | 37 | | 63 | 1 | 56 |
| 644 | 20 | 1,626 | 97 | 3,417 | 246 | 2,899 | 119 | 638 | 59 | 478 | 38 | 1,522 | 62 | 4,127 | 406 | 57 |
| 23 | | 140 | | 367 | 3 | 558 | 2 | 51 | 1 | 30 | | 126 | | 259 | 1 | 58 |
| 16 | 1 | 227 | 22 | 541 | 195 | 353 | 101 | 134 | | 37 | 2 | 91 | 11 | 502 | 49 | 59 |
| 56 | 1 | 235 | 3 | 447 | 5 | 611 | 12 | 102 | 1 | 75 | 2 | 171 | 4 | 362 | 3 | 60 |
| 39 | 9 | 59 | 8 | 384 | 301 | 568 | 103 | 25 | | 5 | | 41 | 43 | 131 | 142 | 61 |
| 2 | | 1,177 | 12 | 235 | 5 | 191 | 1 | 146 | | 343 | 6 | 569 | 5 | 177 | 2 | 62 |
| 358 | 109 | 1,332 | 231 | 2,846 | 1,709 | 2,672 | 870 | 290 | 37 | 426 | 104 | 1,150 | 225 | 2,792 | 1,388 | 63 |
| 288 | 1 | 1,834 | 6 | 2,378 | 3 | 2,549 | 4 | 571 | | 965 | 3 | 1,462 | 8 | 965 | 5 | 64 |
| 8 | 46 | 108 | 242 | 271 | 897 | 194 | 904 | 35 | 56 | 55 | 22 | 93 | 155 | 148 | 678 | 65 |
| 66 | | 251 | | 710 | | 546 | | 102 | | 38 | | 266 | | 636 | | 66 |
| 10 | | 15 | | 98 | | 199 | | 14 | | 17 | | 37 | | 59 | | 67 |
| 17 | 13 | 130 | 49 | 224 | 128 | 202 | 144 | 21 | 9 | 35 | 11 | 123 | 51 | 137 | 93 | 63 |
| 14 | | 22 | | 77 | 2 | 42 | 1 | 11 | | 11 | | 26 | | 117 | 3 | 69 |
| 42 | | 249 | 3 | 305 | 19 | 298 | 20 | 76 | 3 | 23 | | 117 | 3 | 303 | 43 | 70 |
| 10,457 | 7,823 | 9,118 | 1,662 | 39,791 | 10,594 | 24,080 | 5,151 | 2,931 | 602 | 2,029 | 655 | 7,176 | 2,163 | 39,250 | 11,041 | 71 |
| 566 | | 1,230 | 1 | 3,228 | | 2,686 | 1 | 531 | 2 | 409 | 1 | 808 | 2 | 2,434 | 1 | 72 |
| 245 | | 425 | 1 | 821 | | 747 | | 100 | | 98 | | 410 | 1 | 1,188 | 4 | 73 |
| 315 | 2 | 558 | 5 | 1,896 | 17 | 1,466 | 3 | 155 | | 140 | | 440 | | 1,334 | 28 | 74 |
| 15 | 1 | 38 | | 101 | | 226 | 1 | 7 | | 14 | | 76 | 1 | 93 | | 75 |
| 25 | | 117 | | 175 | | 159 | | 17 | | 32 | | 96 | | 21 | | 76 |
| 152 | | 244 | | 903 | | 619 | | 108 | | 44 | | 170 | | 1,165 | | 77 |
| 16 | | 18 | | 49 | | 32 | | 6 | | | | 10 | | 78 | | 78 |
| 4 | | 33 | | 26 | | 39 | | 3 | | 4 | | 9 | | 43 | | 79 |

STATISTICS OF POPULATION.

TABLE 94.—TOTAL PERSONS 10 YEARS OF AGE AND OVER ENGAGED IN EACH SPECIFIED OCCUPATION,

| OCCUPATIONS. | LOUISVILLE, KY. | | LOWELL, MASS. | | LYNN, MASS. | | MCKEESPORT, PA. | | MALDEN, MASS. | |
|---|-----------------|----------|---------------|----------|-------------|----------|-----------------|----------|---------------|----------|
| | Males. | Females. | Males. | Females. | Males. | Females. | Males. | Females. | Males. | Females. |
| Manufacturing and mechanical pursuits ¹ —Con. | | | | | | | | | | |
| <i>Chemicals and allied products.</i> | | | | | | | | | | |
| 80 Oil well and oil works employees | 48 | | | | 1 | | 4 | | 2 | |
| 81 Other chemical workers | 18 | | 39 | 78 | 8 | | | | 16 | |
| <i>Clay, glass, and stone products.</i> | | | | | | | | | | |
| 82 Brick and tile makers, etc. | 180 | | 3 | | 21 | | 17 | | | |
| 83 Glass workers | 104 | | 1 | | 2 | 2 | 25 | 1 | 5 | 2 |
| 84 Marble and stone cutters | 247 | | 75 | | 38 | 1 | 19 | | 32 | |
| 85 Potters | 32 | | | | | | | | | |
| <i>Fishing and mining.</i> | | | | | | | | | | |
| 86 Fishermen and oystermen ¹ | 36 | | 2 | | 29 | | | | 3 | 1 |
| 87 Miners and quarrymen ¹ | 93 | | 5 | | 5 | | 35 | | 3 | |
| <i>Food and kindred products.</i> | | | | | | | | | | |
| 88 Bakers | 439 | 39 | 199 | 3 | 94 | 7 | 43 | 1 | 43 | 3 |
| 89 Butchers | 544 | 2 | 118 | | 67 | | 54 | | 26 | 1 |
| 90 Butter and cheese makers | 185 | 12 | 2 | | 3 | | 7 | | 4 | 1 |
| 91 Confectioners | 178 | 84 | 19 | 1 | 25 | 2 | 20 | 2 | 16 | 9 |
| 92 Millers | 68 | 1 | 6 | | 4 | | 1 | | 1 | |
| 93 Other food preparers | 70 | 13 | 4 | | 1 | | | | 5 | |
| <i>Iron and steel and their products.</i> | | | | | | | | | | |
| 94 Blacksmiths | 775 | 1 | 271 | | 154 | 1 | 99 | 1 | 75 | |
| 95 Iron and steel workers ¹ | 1,386 | 7 | 744 | | 502 | 1 | 1,716 | 3 | 38 | 1 |
| 96 Machinists | 958 | | 2,095 | 3 | 1,051 | 2 | 278 | | 233 | 1 |
| 97 Steam boiler makers | 190 | | 41 | | 3 | | 25 | | 1 | |
| 98 Stove, furnace, and grate makers | 312 | | 2 | | 3 | | 1 | | 4 | |
| 99 Tool and cutlery makers | 36 | | 31 | | 25 | | 1 | | 9 | |
| 100 Wheelwrights | 21 | | 16 | | 20 | | | | 7 | |
| 101 Wire workers | 53 | 1 | 50 | 3 | 3 | 2 | | | 8 | 17 |
| <i>Leather and its finished products.</i> | | | | | | | | | | |
| 102 Boot and shoe makers and repairers | 457 | 71 | 532 | 174 | 6,364 | 3,034 | 39 | | 117 | 24 |
| 103 Harness and saddle makers and repairers | 346 | 10 | 43 | 7 | 21 | | 6 | | 10 | |
| 104 Leather curriers and tanners | 463 | 3 | 359 | 9 | 700 | 6 | 1 | | 193 | |
| 105 Trunk and leather-case makers, etc. | 100 | 7 | 2 | | | | | | 6 | |
| <i>Liquors and beverages.</i> | | | | | | | | | | |
| 106 Bottlers and soda water makers, etc. | 37 | 15 | 35 | 4 | 24 | | 6 | | 5 | |
| 107 Brewers and maltsters | 183 | 1 | 37 | | | | 6 | | | |
| 108 Distillers and rectifiers | 150 | 6 | 6 | | 1 | | 3 | | 1 | |
| <i>Lumber and its remanufactures.</i> | | | | | | | | | | |
| 109 Cabinet makers | 275 | | 47 | | 19 | | 1 | | 52 | |
| 110 Coopers | 630 | 4 | 9 | | 1 | | 1 | | 12 | |
| 111 Saw and planing mill employees | 212 | | 47 | 2 | 14 | | 14 | | 8 | |
| 112 Other woodworkers | 646 | 21 | 369 | 1 | 77 | 2 | 26 | | 78 | |
| <i>Metals and metal products other than iron and steel.</i> | | | | | | | | | | |
| 113 Brass workers | 134 | 6 | 36 | 2 | 53 | 1 | 1 | | 31 | 1 |
| 114 Clock and watch makers and repairers | 44 | | 23 | | 23 | 3 | 4 | 1 | 12 | 2 |
| 115 Gold and silver workers | 12 | | 1 | | 10 | | | | 6 | |
| 116 Tinplate and tinware makers | 378 | 4 | 57 | | 41 | | 181 | 9 | 37 | |
| 117 Other metal workers | 141 | 4 | 63 | 10 | 30 | 3 | 195 | | 29 | 3 |
| <i>Paper and printing.</i> | | | | | | | | | | |
| 118 Bookbinders | 63 | 93 | 26 | 30 | 5 | 5 | 1 | | 29 | 6 |
| 119 Box makers (paper) | 11 | 46 | 16 | 70 | 11 | 124 | | | 1 | 22 |
| 120 Engravers | 49 | 1 | 43 | | 8 | 1 | | | 23 | 2 |
| 121 Paper and pulp mill operatives | 5 | 5 | 12 | 6 | 2 | 1 | | | 4 | |
| 122 Printers, lithographers, and pressmen | 314 | 61 | 309 | 27 | 138 | 9 | 44 | 3 | 185 | 33 |
| <i>Textiles.</i> | | | | | | | | | | |
| 123 Bleachery and dye works operatives | 46 | 7 | 385 | 30 | 7 | 1 | 2 | | 32 | 3 |
| 124 Carpet factory operatives ¹ | 3 | 4 | 305 | 334 | | | 1 | | 1 | |
| 125 Cotton mill operatives | 47 | 68 | 3,837 | 4,931 | 2 | 3 | | | | |
| 126 Hosiery and knitting mill operatives | 1 | 1 | 615 | 2,151 | 3 | 3 | | | 4 | 5 |
| 127 Silk mill operatives | | | 2 | 3 | | | | | | 2 |
| 128 Woolen mill operatives | 145 | 413 | 745 | 978 | 2 | 1 | | | 5 | |
| 129 Other textile mill operatives | 73 | 189 | 2,920 | 2,182 | 5 | 1 | | | 50 | 10 |
| 130 Dressmakers | 12 | 1,565 | 3 | 698 | 1 | 470 | | 131 | | 223 |
| 131 Hat and cap makers | 11 | 6 | 1 | | | | | | | |
| 132 Milliners | 16 | 337 | 5 | 185 | 6 | 129 | 3 | 35 | 2 | 59 |
| 133 Seamstresses | 5 | 1,288 | 2 | 129 | 2 | 63 | | 40 | 2 | 75 |
| 134 Shirt, collar, and cuff makers | 71 | 39 | 5 | 21 | 3 | 10 | | | 2 | |
| 135 Tailors and tailoresses | 960 | 1,134 | 134 | 43 | 123 | 32 | 49 | 9 | 100 | 25 |
| 136 Other textile workers | 8 | 13 | 110 | 36 | 6 | 3 | | | 10 | 1 |
| <i>Miscellaneous industries.</i> | | | | | | | | | | |
| 137 Broom and brush makers | 35 | | 6 | 6 | | | | | 20 | 19 |
| 138 Charcoal, coke, and lime burners | 4 | | 1 | | | | 12 | | 1 | |
| 139 Engineers and firemen (not locomotive) ¹ | 953 | | 432 | | 224 | | 189 | | 147 | |
| 140 Glove makers | 1 | | 1 | | | | | | | |
| 141 Manufacturers and officials, etc. | 1,029 | 13 | 332 | 1 | 545 | 20 | 94 | 1 | 264 | 8 |
| 142 Model and pattern makers | 33 | | 46 | | 74 | | 19 | | 23 | |
| 143 Photographers | 74 | 6 | 28 | 8 | 22 | 3 | 9 | | 17 | |
| 144 Rubber factory operatives | 1 | | 5 | 5 | 15 | | | | 740 | 783 |
| 145 Tobacco and cigar factory operatives | 2,313 | 930 | 27 | 2 | 26 | 2 | 13 | 12 | 21 | 9 |
| 146 Upholsterers | 142 | 9 | 54 | 7 | 35 | 2 | 4 | | 26 | 1 |
| 147 Other miscellaneous industries | 1,314 | 288 | 1,037 | 186 | 1,193 | 390 | 962 | 11 | 303 | 107 |

¹ See explanatory notes in table 91.

*

OCCUPATIONS.

577

CLASSIFIED BY SEX, FOR CITIES HAVING 25,000 INHABITANTS OR MORE: 1900—Continued.

| MANCHESTER, N. H. | | MEMPHIS, TENN. | | MILWAUKEE, WIS. | | MINNEAPOLIS, MINN. | | MOBILE, ALA. | | MONTGOMERY, ALA. | | NASHVILLE, TENN. | | NEWARK, N. J. | |
|-------------------|----------|----------------|----------|-----------------|----------|--------------------|----------|--------------|----------|------------------|----------|------------------|----------|---------------|----------|
| Males. | Females. | Males. | Females. | Males. | Females. | Males. | Females. | Males. | Females. | Males. | Females. | Males. | Females. | Males. | Females. |
| 1 | | 215 | 3 | 10 | | 52 | 1 | 4 | | 53 | | 5 | | 7 | 80 |
| | | | | 13 | | 1 | 1 | | | 18 | | 24 | 6 | 37 | 9 |
| 5 | | 45 | | 133 | | 125 | 1 | 14 | | 66 | 1 | 99 | | 16 | 82 |
| | | 4 | | 254 | 3 | 66 | 1 | | | 1 | | 1 | | 112 | 19 |
| 66 | | 65 | | 275 | | 173 | | 26 | | 13 | | 86 | | 372 | 84 |
| | | 2 | | 19 | | 7 | | 1 | | | | 3 | 1 | 15 | 85 |
| 6 | | 87 | 1 | 93 | 1 | 2 | | 61 | | 20 | | 13 | | 14 | 86 |
| | | 9 | | 33 | | 156 | | 5 | | 7 | | 73 | 1 | 12 | 87 |
| 90 | 5 | 127 | 7 | 722 | 50 | 289 | 37 | 83 | 2 | 22 | 3 | 89 | 4 | 851 | 14 |
| 57 | | 172 | | 837 | 8 | 388 | | 47 | | 62 | | 142 | 1 | 932 | 3 |
| 2 | 1 | 13 | 2 | 13 | 1 | 48 | 4 | 2 | | 2 | | 5 | 1 | 31 | 17 |
| 10 | 5 | 72 | 9 | 289 | 317 | 170 | 105 | 13 | | 28 | 4 | 69 | 19 | 147 | 50 |
| 1 | | 32 | | 163 | | 1,092 | 7 | 11 | | 3 | | 71 | | 20 | 92 |
| 10 | | 11 | | 192 | 3 | 20 | 18 | | | | | 9 | 1 | 27 | 93 |
| 154 | | 333 | 2 | 959 | 1 | 673 | | 100 | | 95 | | 274 | | 754 | 1 |
| 170 | 23 | 222 | | 4,404 | 42 | 665 | 1 | 55 | | 28 | | 164 | 1 | 1,833 | 27 |
| 499 | | 431 | 1 | 2,966 | 4 | 1,213 | 1 | 133 | | 91 | | 295 | | 2,370 | 8 |
| 68 | | 77 | | 264 | | 183 | | 45 | | 17 | | 29 | | 78 | 97 |
| | | 89 | | 170 | 2 | 26 | | 1 | | | | 72 | | 21 | 98 |
| 3 | | 45 | | 30 | | 95 | | 10 | | | | 24 | | 1,052 | 27 |
| 6 | | 13 | | 24 | | 11 | | 4 | | 9 | | 3 | | 80 | 99 |
| 1 | | 13 | | 66 | | 41 | 13 | 1 | | | | 6 | | 74 | 100 |
| | | | | | | | | | | | | | | | 101 |
| 1,370 | 550 | 149 | 2 | 1,188 | 353 | 549 | 135 | 51 | | 46 | | 193 | 6 | 1,636 | 337 |
| 63 | 20 | 66 | 1 | 278 | 7 | 205 | | 14 | | 6 | | 118 | 6 | 556 | 57 |
| 49 | | 7 | | 2,169 | 163 | 104 | | 1 | | | | 15 | | 2,233 | 39 |
| 5 | | 6 | | 264 | 46 | 17 | | 5 | | | | 19 | 1 | 464 | 104 |
| | | | | | | | | | | | | | | | 105 |
| 19 | | 9 | 1 | 254 | 172 | 55 | 12 | 2 | | 5 | | 5 | | 111 | 6 |
| 12 | | 59 | 1 | 1,277 | 195 | 102 | 2 | 16 | | 15 | | 37 | | 427 | 107 |
| | | 2 | | 41 | | 4 | | 2 | | 3 | | 1 | | 4 | 108 |
| 10 | | 69 | | 329 | | 298 | 1 | 17 | | 11 | | 103 | | 255 | 5 |
| 6 | | 127 | | 668 | 1 | 570 | 2 | 9 | | 57 | | 112 | | 163 | 2 |
| 51 | | 656 | | 585 | | 2,227 | 2 | 165 | | 19 | | 336 | | 151 | 111 |
| 138 | 3 | 278 | | 907 | 75 | 530 | 13 | 36 | | 8 | | 133 | 6 | 413 | 17 |
| | | | | | | | | | | | | | | | 112 |
| 8 | | 3 | | 372 | 2 | 36 | | 2 | | 3 | | 7 | | 577 | 41 |
| 11 | | 23 | | 80 | 2 | 57 | 1 | 10 | | 12 | | 16 | | 297 | 52 |
| 1 | | 2 | | 9 | | 9 | | 1 | | | | 3 | | 1,362 | 623 |
| 83 | | 177 | | 917 | 124 | 234 | 1 | 45 | | 31 | | 153 | | 332 | 24 |
| 19 | | 38 | | 458 | 6 | 95 | | 17 | | 10 | | 21 | | 936 | 58 |
| | | | | | | | | | | | | | | | 117 |
| 4 | 2 | 15 | 15 | 219 | 267 | 82 | 99 | 10 | 5 | 4 | 4 | 59 | 94 | 102 | 81 |
| 5 | 17 | 5 | 4 | 14 | 149 | 31 | 56 | | | | | 5 | 37 | 66 | 119 |
| 33 | 5 | 13 | | 109 | | 54 | | 2 | 2 | 1 | | 22 | | 329 | 74 |
| 69 | 19 | 2 | | 43 | 78 | 19 | 17 | | | | | 2 | 4 | 32 | 120 |
| 100 | 24 | 253 | 11 | 1,305 | 37 | 980 | 60 | 38 | 1 | 53 | 5 | 366 | 32 | 766 | 121 |
| | | | | | | | | | | | | | | | 122 |
| 253 | 1 | 12 | | 73 | 25 | 35 | 10 | 15 | 3 | 3 | 1 | 27 | 4 | 68 | 2 |
| | | | | 26 | 4 | 6 | 10 | | | | | | | 13 | 123 |
| 3,904 | 5,808 | 35 | 45 | | | 2 | 4 | 5 | 1 | 121 | 104 | 277 | 245 | 205 | 124 |
| 74 | 112 | | | 123 | 862 | 17 | 90 | | | | | 3 | 44 | 8 | 125 |
| 38 | 134 | | | | | | | | | | | | | 16 | 126 |
| | | | | | | | | | | | | | | | 127 |
| 163 | 123 | | 1 | 33 | 69 | 61 | 55 | 1 | | | | 48 | 67 | 12 | 128 |
| 353 | 188 | | 1 | 107 | 323 | 34 | 61 | 2 | | | | 34 | 47 | 71 | 129 |
| 5 | 437 | 3 | 623 | 9 | 3,134 | 6 | 1,901 | | 252 | 2 | 267 | 2 | 501 | 16 | 130 |
| | | | | 114 | 88 | 2 | 20 | | | | | | | 1 | 1,696 |
| 5 | 98 | 1 | 94 | 7 | 771 | 13 | 392 | | 40 | 1 | 42 | 3 | 95 | 1,527 | 131 |
| | | | | | | | | | | | | | | 9 | 132 |
| 3 | 47 | 4 | 703 | 12 | 1,042 | 5 | 1,103 | | 269 | | 193 | 1 | 664 | 37 | 133 |
| 4 | 1 | 5 | 8 | 18 | 51 | 27 | 100 | | 3 | | | 9 | 7 | 60 | 134 |
| 80 | 65 | 213 | 51 | 1,338 | 790 | 776 | 223 | 31 | 10 | 52 | 23 | 190 | 85 | 1,572 | 135 |
| 2 | 4 | 2 | 6 | 41 | 82 | 21 | 55 | 5 | 4 | 2 | 2 | 2 | 9 | 59 | 136 |
| | | | | | | | | | | | | | | | |
| 20 | 24 | 27 | | 79 | 3 | 37 | 2 | 10 | | 2 | | 23 | 3 | 133 | 71 |
| | | 1 | | 1 | | 2 | | | | | | 2 | | 7 | 137 |
| 204 | | 456 | | 1,303 | | 1,036 | 2 | 205 | | 60 | | 304 | | 1,035 | 138 |
| | | | | 91 | 134 | 1 | 7 | | | | | | | | 139 |
| 150 | 2 | 388 | 7 | 1,316 | 19 | 1,436 | 30 | 174 | 1 | 105 | | 296 | 3 | 1,767 | 140 |
| | | | | | | | | | | | | | | | 141 |
| 10 | 1 | 21 | 2 | 261 | | 60 | | 8 | | 1 | | 10 | | 130 | 2 |
| 26 | 2 | 35 | 2 | 141 | 26 | 130 | 25 | 15 | 3 | 16 | | 38 | 3 | 80 | 143 |
| | | 1 | | 4 | | 4 | | 2 | | | | | | 59 | 144 |
| 140 | 11 | 80 | 4 | 636 | 240 | 204 | 102 | 114 | | 6 | 1 | 60 | 38 | 401 | 145 |
| 16 | 1 | 69 | 5 | 391 | 10 | 199 | 16 | 32 | 1 | 14 | 1 | 83 | 10 | 199 | 146 |
| 504 | 87 | 1,016 | 33 | 2,506 | 794 | 2,178 | 342 | 257 | 2 | 79 | 3 | 453 | 112 | 4,663 | 147 |

STATISTICS OF POPULATION.

TABLE 94.—TOTAL PERSONS 10 YEARS OF AGE AND OVER ENGAGED IN EACH SPECIFIED OCCUPATION,

| OCCUPATIONS. | NEW BEDFORD, MASS. | | NEW BRITAIN, CONN. | | NEWCASTLE, PA. | | NEW HAVEN, CONN. | | NEW ORLEANS, LA. | |
|---|-----------------------|----------|-----------------------|----------|----------------|----------|------------------|----------|------------------|----------|
| | Males. | Females. | Males. | Females. | Males. | Females. | Males. | Females. | Males. | Females. |
| 1 Population 10 years of age and over | 23,254 | 26,286 | 10,445 | 9,768 | 11,804 | 10,520 | 42,956 | 43,584 | 105,833 | 120,449 |
| 2 All occupations ¹ | 18,893 | 8,802 | 8,738 | 2,233 | 9,612 | 1,381 | 33,944 | 11,271 | 33,387 | 28,303 |
| 3 Agricultural pursuits | 385 | 4 | 87 | 3 | 59 | 1 | 628 | 43 | 2,332 | 187 |
| 4 Agricultural laborers ¹ | 204 | | 59 | 2 | 14 | | 438 | 17 | 1,028 | 67 |
| 5 Dairymen and dairywomen | | | 1 | | | | | | 172 | 22 |
| 6 Farmers, planters, and overseers | 96 | 4 | 13 | | 27 | 1 | 85 | 25 | 626 | 72 |
| 7 Gardeners, florists, nurserymen, etc. | 62 | | 12 | 1 | 17 | | 85 | | 355 | 21 |
| 8 Lumbermen and raftsmen | 5 | | | | | | 11 | | 58 | |
| 9 Stock raisers, herders, and drovers | | | | | 1 | | 4 | | 33 | |
| 10 Turpentine farmers and laborers | | | | | | | | | | |
| 11 Wood choppers | 18 | | 2 | | | | 2 | | 45 | |
| 12 Other agricultural pursuits | | | | | | | 3 | 1 | 15 | 5 |
| 13 Professional service | 552 | 384 | 213 | 143 | 360 | 135 | 1,560 | 798 | 3,508 | 1,528 |
| 14 Actors, professional showmen, etc. | 24 | 5 | 2 | 1 | 18 | 1 | 53 | 17 | 74 | 13 |
| 15 Architects, designers, draughtsmen, etc. | 30 | | 23 | | 14 | | 109 | 1 | 126 | 4 |
| 16 Artists and teachers of art | 17 | 13 | 2 | | 3 | 1 | 40 | 19 | 84 | 23 |
| 17 Clergymen | 62 | 1 | 24 | | 39 | 2 | 137 | 7 | 323 | 7 |
| 18 Dentists | 28 | | 8 | | 14 | | 55 | 2 | 135 | 2 |
| 19 Electricians | 58 | | 20 | | 31 | | 104 | | 311 | 2 |
| 20 Engineers (civil, etc.) and surveyors | 33 | | 16 | | 27 | | 101 | | 316 | 1 |
| 21 Journalists | 23 | 3 | 17 | | 10 | 3 | 53 | 2 | 119 | 11 |
| 22 Lawyers | 43 | 2 | 20 | | 56 | | 214 | 1 | 573 | 4 |
| 23 Literary and scientific persons | 11 | 5 | | 4 | 12 | | 39 | 20 | 69 | 10 |
| 24 Musicians and teachers of music | 47 | 53 | 13 | 17 | 18 | 11 | 121 | 132 | 230 | 239 |
| 25 Officials (government) | 68 | 1 | 18 | 1 | 36 | 1 | 98 | | 449 | 25 |
| 26 Physicians and surgeons | 77 | 17 | 30 | | 54 | 7 | 196 | 17 | 422 | 17 |
| 27 Teachers and professors in colleges, etc. | 26 | 278 | 18 | 120 | 24 | 107 | 219 | 570 | 135 | 1,110 |
| 28 Other professional service | 5 | 6 | 2 | | 4 | 2 | 21 | 10 | 42 | 10 |
| 29 Domestic and personal service | 2,452 | 1,738 | 1,192 | 577 | 2,521 | 629 | 6,071 | 4,377 | 27,758 | 17,897 |
| 30 Barbers and hairdressers | 149 | 6 | 49 | 2 | 82 | | 343 | 21 | 904 | 41 |
| 31 Bartenders | 70 | | 62 | | 34 | | 271 | 3 | 914 | 6 |
| 32 Boarding and lodging house keepers | 16 | 83 | 1 | 31 | 3 | 26 | 29 | 163 | 29 | 519 |
| 33 Hotel keepers | 12 | | 8 | | 24 | 2 | 37 | 2 | 39 | 4 |
| 34 Housekeepers and stewards ¹ | 31 | 229 | 1 | 167 | 1 | 96 | 33 | 224 | 31 | 274 |
| 35 Janitors and sextons | 90 | | 22 | | 21 | 1 | 219 | 13 | 181 | 23 |
| 36 Laborers (not specified) ¹ | 1,506 | 8 | 842 | 8 | 2,184 | 4 | 3,666 | 199 | 20,875 | 334 |
| 37 Launderers and laundresses | 59 | 126 | 27 | 53 | 20 | 51 | 145 | 514 | 363 | 6,263 |
| 38 Nurses and midwives | 12 | 155 | 2 | 45 | 3 | 41 | 21 | 336 | 39 | 690 |
| 39 Restaurant keepers | 32 | 2 | 11 | | 23 | | 61 | 5 | 154 | 24 |
| 40 Saloon keepers | 22 | | 28 | | 12 | | 255 | 7 | 401 | 25 |
| 41 Servants and waiters | 154 | 1,111 | 49 | 268 | 46 | 408 | 500 | 2,309 | 2,291 | 9,677 |
| 42 Soldiers, sailors, and marines (U. S.) | 29 | | 3 | | 4 | | 23 | | 171 | |
| 43 Watchmen, policemen, firemen, etc. | 252 | | 77 | | 57 | | 397 | 2 | 1,204 | 4 |
| 44 Other domestic and personal service | 18 | 18 | 10 | 3 | 7 | | 71 | 24 | 112 | 13 |
| 45 Trade and transportation | 4,078 | 675 | 1,638 | 427 | 2,285 | 321 | 10,370 | 1,953 | 29,313 | 2,478 |
| 46 Agents | 240 | 6 | 66 | 6 | 128 | | 555 | 43 | 1,847 | 62 |
| 47 Bankers and brokers | 40 | | 31 | | 23 | | 108 | 1 | 436 | 1 |
| 48 Boatmen and sailors ¹ | 274 | | 1 | | 1 | | 121 | 1 | 1,197 | |
| 49 Bookkeepers and accountants ¹ | 124 | 173 | 120 | 48 | 69 | 76 | 479 | 443 | 1,289 | 134 |
| 50 Clerks and copyists ¹ | 458 | 104 | 284 | 25 | 335 | 104 | 1,469 | 235 | 6,868 | 306 |
| 51 Commercial travelers | 31 | 2 | 33 | 2 | 31 | | 214 | 3 | 705 | 10 |
| 52 Draymen, hackmen, teamsters, etc. | 631 | 1 | 229 | 1 | 220 | | 1,304 | 4 | 2,933 | 8 |
| 53 Foremen and overseers | 26 | | 14 | 1 | 31 | 1 | 63 | 2 | 133 | 4 |
| 54 Hostlers | 91 | | 35 | | 48 | 1 | 176 | 1 | 237 | |
| 55 Hucksters and peddlers | 98 | 4 | 63 | | 31 | | 307 | 11 | 740 | 75 |
| 56 Livery stable keepers | 27 | | 7 | | 16 | | 42 | | 27 | 2 |
| 57 Merchants and dealers (except wholesale) | 322 | 32 | 255 | 1 | 446 | 16 | 1,695 | 100 | 4,237 | 490 |
| 58 Merchants and dealers (wholesale) | 41 | | 17 | | 19 | | 57 | 1 | 360 | 5 |
| 59 Messengers and errand and office boys | 34 | 3 | 24 | 3 | 5 | | 165 | 26 | 731 | 14 |
| 60 Officials of banks and companies | 60 | 1 | 21 | | 40 | | 179 | 2 | 464 | 5 |
| 61 Packers and shippers | 43 | 13 | 82 | 215 | 6 | | 124 | 139 | 269 | 115 |
| 62 Porters and helpers (in stores, etc.) | 20 | | 1 | | 7 | | 76 | | 537 | 38 |
| 63 Salesmen and saleswomen | 662 | 244 | 203 | 62 | 139 | 60 | 1,300 | 597 | 2,105 | 786 |
| 64 Steam railroad employees | 138 | | 31 | | 502 | 2 | 1,323 | 6 | 2,054 | 4 |
| 65 Stenographers and typewriters ¹ | 4 | 63 | 3 | 55 | 13 | 30 | 78 | 280 | 237 | 334 |
| 66 Street railway employees | 102 | | 41 | | 91 | | 229 | | 850 | |
| 67 Telegraph and telephone linemen | 24 | | 5 | | 15 | | 38 | | 84 | |
| 68 Telegraph and telephone operators | 16 | 23 | 5 | 9 | 28 | 31 | 72 | 43 | 200 | 66 |
| 69 Undertakers | 21 | 1 | 6 | | 10 | | 34 | | 75 | 5 |
| 70 Other persons in trade and transportation | 51 | 5 | 11 | 1 | 31 | | 151 | 15 | 598 | 14 |
| 71 Manufacturing and mechanical pursuits ¹ | 11,426 | 6,001 | 5,608 | 1,033 | 4,337 | 295 | 15,315 | 4,100 | 20,476 | 6,213 |
| <i>Building trades.</i> | | | | | | | | | | |
| 72 Carpenters and joiners | 636 | | 248 | | 333 | | 1,030 | 3 | 2,753 | 2 |
| 73 Masons (brick and stone) | 211 | | 115 | | 119 | 1 | 387 | | 634 | |
| 74 Painters, glaziers, and varnishers | 372 | 8 | 144 | 10 | 107 | | 946 | 10 | 1,261 | 5 |
| 75 Paper hangers | 8 | 1 | | | 26 | | 38 | | 111 | 1 |
| 76 Plasterers | 7 | | 1 | | 28 | | 10 | | 323 | |
| 77 Plumbers and gas and steam fitters | 154 | | 56 | | 51 | | 480 | | 382 | 1 |
| 78 Roofers and slaters | 10 | | 3 | | 37 | | 36 | | 242 | |
| 79 Mechanics (not otherwise specified) | 15 | | 25 | | 4 | | 30 | | 78 | |

¹ See explanatory notes in table 91.

OCCUPATIONS.

CLASSIFIED BY SEX, FOR CITIES HAVING 25,000 INHABITANTS OR MORE: 1900—Continued.

| NEWPORT, KY. | | NEWTON, MASS. | | NEW YORK, N. Y. | | MANHATTAN AND BRONX BOROUGHS, N. Y. | | BROOKLYN BOROUGHS, N. Y. | | QUEENS BOROUGHS, N. Y. | | RICHMOND BOROUGHS, N. Y. | | NORFOLK, VA. | | |
|--------------|----------|---------------|----------|-----------------|-----------|-------------------------------------|----------|--------------------------|----------|------------------------|----------|--------------------------|----------|--------------|----------|----|
| Males. | Females. | Males. | Females. | Males. | Females. | Males. | Females. | Males. | Females. | Males. | Females. | Males. | Females. | Males. | Females. | |
| 10,687 | 11,822 | 12,083 | 15,538 | 1,323,431 | 1,356,737 | 800,363 | 811,485 | 442,633 | 463,099 | 58,613 | 56,789 | 26,817 | 25,364 | 13,243 | 19,448 | 1 |
| 8,724 | 3,034 | 9,264 | 4,658 | 1,102,471 | 367,437 | 666,303 | 243,874 | 367,754 | 107,455 | 47,548 | 10,882 | 20,861 | 5,226 | 15,397 | 6,974 | 2 |
| 32 | | 493 | 6 | 10,134 | 440 | 2,610 | 178 | 2,464 | 76 | 4,053 | 160 | 1,007 | 26 | 123 | 31 | 3 |
| 16 | | 391 | 2 | 5,893 | 243 | 1,068 | 78 | 1,522 | 33 | 2,689 | 130 | 614 | 7 | 72 | 30 | 4 |
| 5 | | 59 | 1 | 91 | 1 | 33 | | 23 | | 22 | | 18 | 1 | 2 | | 5 |
| 5 | | 42 | 3 | 1,926 | 67 | 313 | 15 | 369 | 10 | 992 | 24 | 252 | 18 | 32 | | 6 |
| 5 | | 1 | | 1,970 | 122 | 1,030 | 83 | 484 | 33 | 336 | 6 | 120 | | 10 | 1 | 7 |
| | | | | 116 | | 70 | | 38 | | 2 | | 2 | | 10 | | 8 |
| | | | | 84 | 2 | 63 | 2 | 17 | | 1 | | 3 | | 1 | | 9 |
| 1 | | | | 44 | | 29 | | 8 | | 4 | | 3 | | 1 | | 10 |
| | | | | 10 | | 4 | | 3 | | 3 | | | | | | 11 |
| | | | | | | | | | | | | | | | | 12 |
| 324 | 158 | 800 | 406 | 60,853 | 22,422 | 39,044 | 14,060 | 13,585 | 7,017 | 2,055 | 966 | 1,169 | 379 | 654 | 229 | 13 |
| 12 | 1 | 9 | 1 | 4,733 | 2,629 | 3,372 | 2,297 | 1,242 | 298 | 80 | 24 | 39 | 10 | 27 | 29 | 14 |
| 15 | | 67 | 1 | 3,966 | 349 | 2,460 | 234 | 1,273 | 101 | 145 | 9 | 88 | 5 | 23 | | 15 |
| 18 | 1 | 18 | 24 | 2,924 | 1,061 | 2,008 | 756 | 773 | 266 | 100 | 23 | 43 | 16 | 6 | 7 | 16 |
| 22 | | 82 | 9 | 2,833 | 301 | 1,698 | 227 | 887 | 71 | 159 | | 39 | 3 | 74 | 2 | 17 |
| 12 | | 34 | | 1,509 | 73 | 987 | 61 | 468 | 12 | 34 | | 20 | | 15 | 1 | 18 |
| 29 | | 72 | | 8,131 | 66 | 4,559 | 41 | 3,070 | 16 | 342 | 9 | 150 | | 67 | 1 | 19 |
| 27 | | 89 | 1 | 3,321 | 12 | 1,853 | 10 | 1,206 | 2 | 149 | | 108 | | 40 | | 20 |
| 14 | 1 | 37 | 5 | 2,833 | 244 | 1,647 | 183 | 1,035 | 55 | 73 | 2 | 78 | 4 | 25 | | 21 |
| 60 | | 113 | 1 | 7,811 | 78 | 5,160 | 63 | 2,279 | 14 | 233 | 1 | 139 | | 123 | | 22 |
| 3 | 3 | 23 | 22 | 1,709 | 605 | 995 | 418 | 606 | 161 | 66 | 19 | 42 | 7 | 6 | 2 | 23 |
| 32 | 29 | 27 | 51 | 6,429 | 3,281 | 4,606 | 2,029 | 1,648 | 1,096 | 132 | 106 | 43 | 50 | 57 | 24 | 24 |
| 23 | | 60 | 4 | 3,934 | 75 | 2,214 | 50 | 1,320 | 16 | 232 | 7 | 168 | 2 | 62 | | 25 |
| 47 | 5 | 77 | 13 | 6,577 | 510 | 4,317 | 371 | 1,742 | 130 | 147 | 3 | 71 | 6 | 85 | 1 | 26 |
| 8 | 118 | 85 | 270 | 3,409 | 12,321 | 2,419 | 7,030 | 4,707 | 787 | 125 | 765 | 269 | 37 | 162 | 27 | 27 |
| 2 | | 7 | 4 | 734 | 317 | 434 | 230 | 249 | 72 | 33 | 8 | 13 | 7 | 7 | 28 | 28 |
| 1,030 | 667 | 1,397 | 2,924 | 206,215 | 146,722 | 131,023 | 99,539 | 60,844 | 39,539 | 9,904 | 4,795 | 4,444 | 2,849 | 5,459 | 5,383 | 29 |
| 64 | | 36 | 3 | 12,022 | 852 | 7,702 | 630 | 3,771 | 150 | 392 | 18 | 157 | 4 | 163 | 7 | 30 |
| 62 | | 2 | | 12,743 | 48 | 8,312 | 35 | 3,811 | 12 | 432 | 1 | 133 | | 154 | 1 | 31 |
| 1 | 15 | 3 | 40 | 474 | 2,813 | 354 | 1,877 | 101 | 735 | 15 | 124 | 4 | 77 | 11 | 141 | 32 |
| 4 | 1 | 3 | 3 | 3,139 | 241 | 1,415 | 119 | 951 | 65 | 545 | 41 | 228 | 16 | 7 | 2 | 33 |
| 5 | 49 | 3 | 106 | 1,366 | 5,152 | 332 | 3,157 | 477 | 1,563 | 24 | 296 | 33 | 136 | 25 | 77 | 34 |
| 33 | 5 | 55 | 4 | 6,184 | 4,041 | 4,476 | 3,561 | 1,512 | 447 | 137 | 24 | 59 | 9 | 50 | 8 | 35 |
| 577 | 13 | 913 | 18 | 98,531 | 1,714 | 57,540 | 849 | 32,675 | 591 | 5,893 | 242 | 2,433 | 32 | 3,890 | 119 | 36 |
| 12 | 194 | 63 | 105 | 6,831 | 16,102 | 4,959 | 10,758 | 1,663 | 4,605 | 137 | 373 | 102 | 366 | 88 | 1,805 | 37 |
| 1 | 17 | 7 | 156 | 1,342 | 9,762 | 1,084 | 6,596 | 199 | 2,699 | 29 | 294 | 29 | 173 | 13 | 359 | 38 |
| 5 | | 9 | 3 | 2,869 | 279 | 2,011 | 187 | 310 | 87 | 36 | 4 | 12 | 1 | 39 | 8 | 39 |
| 89 | 2 | 4 | | 4,913 | 137 | 2,791 | 65 | 1,572 | 39 | 385 | 21 | 165 | | 74 | 1 | 40 |
| 70 | 363 | 164 | 2,480 | 31,211 | 103,963 | 24,794 | 70,362 | 5,310 | 28,260 | 693 | 3,342 | 409 | 1,999 | 668 | 2,851 | 41 |
| 9 | | 3 | | 8,707 | | 3,369 | | 1,300 | | 437 | | 351 | | 16 | | 42 |
| 82 | | 100 | | 16,093 | 414 | 10,132 | 369 | 5,078 | 37 | 595 | 2 | 233 | 6 | 203 | 48 | 43 |
| 16 | 3 | 13 | 6 | 4,740 | 1,204 | 3,602 | 324 | 1,014 | 249 | 83 | 13 | 36 | 13 | 53 | 9 | 44 |
| 2,516 | 556 | 3,556 | 448 | 405,675 | 65,318 | 247,709 | 41,204 | 139,165 | 22,137 | 12,605 | 1,330 | 6,196 | 647 | 5,425 | 440 | 45 |
| 161 | 3 | 319 | 4 | 22,695 | 1,009 | 13,186 | 661 | 8,330 | 325 | 774 | 13 | 355 | 10 | 355 | 2 | 46 |
| 18 | | 151 | | 7,112 | 67 | 4,852 | 46 | 2,236 | 18 | 331 | 3 | 193 | | 87 | | 47 |
| 41 | | 18 | | 8,188 | 30 | 3,063 | 13 | 4,421 | 16 | 231 | 1 | 468 | | 451 | | 48 |
| 125 | 56 | 173 | 145 | 22,613 | 3,291 | 12,862 | 5,263 | 8,534 | 2,731 | 736 | 200 | 411 | 92 | 277 | 43 | 49 |
| 421 | 59 | 469 | 82 | 80,564 | 9,057 | 47,653 | 5,730 | 29,911 | 3,055 | 1,892 | 157 | 1,103 | 115 | 945 | 63 | 50 |
| 84 | | 68 | 1 | 4,761 | 43 | 3,103 | 34 | 1,543 | 7 | 75 | 1 | 40 | 1 | 102 | | 51 |
| 264 | | 549 | 1 | 51,063 | 105 | 32,431 | 78 | 16,103 | 24 | 1,802 | 2 | 727 | 1 | 414 | 2 | 52 |
| 11 | | 27 | 2 | 3,111 | 346 | 2,081 | 244 | 862 | 92 | 106 | 7 | 62 | 3 | 24 | 2 | 53 |
| 15 | | 68 | | 5,891 | 3 | 3,630 | 1 | 1,929 | 1 | 245 | 1 | 87 | | 53 | | 54 |
| 94 | 2 | 23 | | 12,635 | 517 | 9,330 | 467 | 2,465 | 49 | 238 | 1 | 102 | | 82 | 6 | 55 |
| 2 | | 14 | | | 16 | 594 | 10 | 294 | 4 | 48 | 1 | 31 | 1 | 15 | | 56 |
| 375 | 45 | 627 | 20 | 68,085 | 4,199 | 42,507 | 2,355 | 22,431 | 1,585 | 2,235 | 176 | 912 | 83 | 947 | 37 | 57 |
| 26 | | 100 | | 4,599 | 54 | 2,737 | 48 | 1,641 | 6 | 103 | | 118 | | 142 | 1 | 58 |
| 32 | 4 | 22 | 2 | 13,451 | 1,906 | 8,703 | 1,347 | 4,365 | 594 | 303 | 23 | 30 | 2 | 130 | | 59 |
| 39 | 1 | 121 | 3 | 4,360 | 97 | 2,123 | 55 | 1,933 | 39 | 176 | | 108 | 1 | 137 | | 60 |
| 38 | 45 | 25 | 4 | 3,963 | 2,513 | 2,393 | 1,331 | 1,331 | 1,080 | 147 | 46 | 42 | 11 | 49 | 69 | 61 |
| 39 | | 14 | | 11,322 | 33 | 8,033 | 64 | 3,039 | 22 | 141 | 2 | 44 | | 279 | 9 | 62 |
| 334 | 223 | 446 | 49 | 45,740 | 22,705 | 28,552 | 15,149 | 13,393 | 7,040 | 1,255 | 403 | 540 | 113 | 473 | 116 | 63 |
| 119 | 1 | 146 | | 11,531 | 73 | 6,323 | 30 | 3,769 | 30 | 856 | 5 | 333 | 8 | 210 | 7 | 64 |
| 26 | 105 | 16 | 116 | 3,225 | 10,363 | 1,745 | 6,315 | 1,302 | 4,176 | 115 | 207 | 63 | 170 | 75 | 55 | 65 |
| 113 | | 90 | | 7,375 | 3 | 4,234 | 1 | 2,707 | 2 | 292 | | 142 | | 45 | | 66 |
| 5 | | 8 | | 505 | | 193 | | 275 | | 21 | | 16 | | 29 | | 67 |
| 16 | 5 | 11 | 19 | 2,430 | 2,406 | 1,253 | 1,363 | 1,022 | 951 | 115 | 67 | 35 | 25 | 31 | 30 | 68 |
| 13 | | 9 | | 1,572 | 54 | 853 | 28 | 619 | 22 | 66 | 3 | 29 | 1 | 13 | | 69 |
| 45 | 2 | 42 | | 7,617 | 863 | 4,690 | 516 | 2,540 | 323 | 232 | 9 | 105 | 10 | 60 | 4 | 70 |
| 4,822 | 1,653 | 3,018 | 874 | 419,594 | 132,535 | 245,922 | 88,893 | 146,696 | 38,636 | 18,931 | 3,631 | 8,045 | 1,325 | 3,731 | 886 | 71 |
| 241 | | 483 | | 29,904 | 43 | 15,093 | 28 | 11,229 | 16 | 2,304 | 3 | 1,278 | 1 | 616 | | 72 |
| 76 | | 155 | | 12,913 | 37 | 8,947 | 26 | 3,753 | 9 | 804 | 1 | 309 | 1 | 131 | 1 | 73 |
| 192 | 1 | 249 | | 27,135 | 251 | 15,307 | 130 | 9,165 | 110 | 1,499 | 10 | 564 | | 260 | | 74 |
| 61 | | 10 | | 962 | 5 | 651 | 3 | 277 | 2 | 24 | | 10 | | 35 | 1 | 75 |
| 30 | | 17 | | 4,019 | 5 | 2,689 | 2 | 1,054 | 2 | | 1 | 24 | | 77 | | 76 |
| 70 | | 124 | | 16,614 | 45 | 10,336 | 34 | 5,136 | 10 | 831 | 1 | 261 | | 156 | | 77 |
| 9 | | 13 | | 1,640 | | 852 | | 333 | | | | 7 | | 15 | | 78 |
| 1 | | 3 | | 570 | 1 | 352 | | 202 | | 11 | | 5 | | 5 | | 79 |

*

TABLE 94.—TOTAL PERSONS 10 YEARS OF AGE AND OVER ENGAGED IN EACH SPECIFIED OCCUPATION,

| OCCUPATIONS. | NEW BEDFORD, MASS. | | NEW BRITAIN, CONN. | | NEWCASTLE, PA. | | NEW HAVEN, CONN. | | NEW ORLEANS, LA. | |
|---|-----------------------|----------|-----------------------|----------|----------------|----------|------------------|----------|------------------|----------|
| | Males. | Females. | Males. | Females. | Males. | Females. | Males. | Females. | Males. | Females. |
| Manufacturing and mechanical pursuits ¹ —Con. | | | | | | | | | | |
| <i>Chemicals and allied products.</i> | | | | | | | | | | |
| 80 Oil well and oil works employees | 12 | | | | 6 | | | | 54 | 2 |
| 81 Other chemical workers | 1 | | 1 | | | | 108 | 161 | 8 | |
| <i>Clay, glass, and stone products.</i> | | | | | | | | | | |
| 82 Brick and tile makers, etc. | 1 | | 11 | | 10 | | 19 | | 23 | |
| 83 Glass workers | 200 | 3 | 5 | | 300 | | 17 | | 16 | 2 |
| 84 Marble and stone cutters | 77 | | 20 | | 17 | | 97 | | 91 | |
| 85 Potters | | | | | 2 | | 4 | | 14 | |
| <i>Fishing and mining.</i> | | | | | | | | | | |
| 86 Fishermen and oystermen ¹ | 134 | | | | | | 151 | | 274 | 3 |
| 87 Miners and quarrymen ¹ | 23 | | 4 | | 21 | | 18 | | 10 | |
| <i>Food and kindred products.</i> | | | | | | | | | | |
| 88 Bakers | 152 | 4 | 43 | 1 | 26 | 1 | 287 | 18 | 947 | 42 |
| 89 Butchers | 34 | | 52 | | 50 | | 249 | | 701 | 7 |
| 90 Butter and cheese makers | | | 5 | 1 | 1 | | 5 | | 32 | 2 |
| 91 Confectioners | 21 | 1 | 7 | 2 | 7 | | 86 | 14 | 140 | 29 |
| 92 Millers | 6 | | 2 | | 14 | | 7 | | 52 | 2 |
| 93 Other food preparers | 3 | | 3 | | | | 19 | 3 | 315 | 29 |
| <i>Iron and steel and their products.</i> | | | | | | | | | | |
| 94 Blacksmiths | 154 | | 55 | | 95 | | 593 | | 768 | 1 |
| 95 Iron and steel workers ¹ | 132 | 2 | 975 | 116 | 788 | | 1,372 | 66 | 438 | |
| 96 Machinists | 487 | 1 | 337 | 3 | 125 | | 1,489 | 4 | 769 | 1 |
| 97 Steam boiler makers | 16 | | 1 | | 35 | | 120 | | 256 | |
| 98 Stove, furnace, and grate makers | 1 | | | | 34 | | 1 | | 5 | |
| 99 Tool and cutlery makers | 87 | 7 | 359 | 22 | 2 | | 172 | 2 | 31 | |
| 100 Wheelwrights | 9 | | 3 | | 1 | | 33 | | 122 | |
| 101 Wire workers | 3 | | 4 | 1 | 36 | | 141 | 11 | 19 | 1 |
| <i>Leather and its finished products.</i> | | | | | | | | | | |
| 102 Boot and shoe makers and repairers | 309 | 60 | 25 | | 24 | 1 | 360 | 69 | 1,147 | 21 |
| 103 Harness and saddle makers and repairers | 33 | 1 | 9 | 1 | 11 | | 59 | | 198 | |
| 104 Leather curriers and tanners | 2 | | | | | | 7 | | 17 | |
| 105 Trunk and leather-case makers, etc | | | | | | | 2 | | 20 | |
| <i>Liquors and beverages.</i> | | | | | | | | | | |
| 106 Bottlers and soda water makers, etc | 8 | 1 | 7 | | 5 | | 20 | | 14 | 3 |
| 107 Brewers and maltsters | 8 | | | | 5 | | 60 | | 65 | 2 |
| 108 Distillers and rectifiers | | | | | | | | | 25 | |
| <i>Lumber and its remanufactures.</i> | | | | | | | | | | |
| 109 Cabinet makers | 13 | | 13 | | 4 | | 129 | | 247 | 1 |
| 110 Coopers | 20 | | | | 7 | | 38 | | 833 | 3 |
| 111 Saw and planing mill employees | 13 | | 4 | | 8 | | 28 | | 272 | 1 |
| 112 Other woodworkers | 91 | 1 | 41 | 1 | 2 | | 372 | 4 | 279 | 8 |
| <i>Metals and metal products other than iron and steel.</i> | | | | | | | | | | |
| 113 Brass workers | 8 | | 456 | 7 | | | 421 | 12 | 18 | |
| 114 Clock and watch makers and repairers | 11 | | 3 | | 4 | | 412 | 122 | 117 | 1 |
| 115 Gold and silver workers | 34 | 15 | 3 | 1 | 1 | | 42 | 2 | 16 | |
| 116 Tinplate and tinware makers | 36 | | 36 | 1 | 1,413 | 37 | 122 | | 380 | 2 |
| 117 Other metal workers | 103 | 2 | 648 | 118 | 8 | | 622 | 39 | 134 | |
| <i>Paper and printing.</i> | | | | | | | | | | |
| 118 Bookbinders | 10 | 5 | 2 | | 1 | | 27 | 22 | 101 | 19 |
| 119 Box makers (paper) | 2 | 23 | 13 | 86 | | 2 | 36 | 373 | 14 | 22 |
| 120 Engravers | 15 | | 3 | | 4 | | 33 | | 44 | |
| 121 Paper and pulp mill operatives | 15 | 3 | 2 | 5 | 15 | 2 | 27 | 12 | 1 | 4 |
| 122 Printers, lithographers, and pressmen | 92 | 7 | 170 | 6 | 34 | 3 | 415 | 44 | 686 | 10 |
| <i>Textiles.</i> | | | | | | | | | | |
| 123 Bleachery and dye works operatives | 8 | | 7 | | 6 | | 25 | 1 | 31 | 8 |
| 124 Carpet factory operatives ¹ | 1 | | | | | | 6 | | 1 | |
| 125 Cotton mill operatives | 6,142 | 4,864 | 6 | 5 | | | 3 | 3 | 225 | 452 |
| 126 Hosiery and knitting mill operatives | 6 | 41 | 110 | 170 | | | 7 | 19 | 7 | 43 |
| 127 Silk mill operatives | 1 | | | | | | 7 | 20 | 1 | |
| 128 Woolen mill operatives | 35 | 28 | 9 | 7 | | | 1 | 1 | 2 | 1 |
| 129 Other textile mill operatives | 240 | 153 | 12 | 18 | | | 3 | 3 | 23 | 62 |
| 130 Dressmakers | 1 | 462 | 2 | 112 | | 144 | 5 | 342 | 7 | 1,590 |
| 131 Hat and cap makers | | | | 1 | | 1 | 13 | 3 | 3 | 2 |
| 132 Milliners | 4 | 96 | 1 | 40 | 1 | 53 | 10 | 209 | 4 | 221 |
| 133 Seamstresses | | 37 | 1 | 31 | | 15 | 2 | 185 | 11 | 2,621 |
| 134 Shirt, collar, and cuff makers | 5 | 27 | 7 | 31 | | 2 | 15 | 12 | 17 | 30 |
| 135 Tailors and tailoresses | 66 | 50 | 23 | 4 | 49 | 25 | 406 | 56 | 433 | 236 |
| 136 Other textile workers | 19 | 5 | 1 | 11 | 1 | 1 | 16 | 15 | 52 | 24 |
| <i>Miscellaneous industries.</i> | | | | | | | | | | |
| 137 Broom and brush makers | 1 | | | | 2 | | 7 | | 70 | |
| 138 Charcoal, coke, and lime burners | | | | | | | 1 | | 1 | |
| 139 Engineers and firemen (not locomotive) ¹ | 295 | | 67 | | 137 | | 430 | 3 | 1,369 | 1 |
| 140 Glove makers | | 1 | | | | | | 2 | | |
| 141 Manufacturers and officials, etc. | 171 | 3 | 133 | 1 | 130 | | 633 | 4 | 759 | 11 |
| 142 Model and pattern makers | 6 | | 66 | | 14 | | 98 | | 36 | 1 |
| 143 Photographers | 24 | 2 | 8 | 6 | 9 | 1 | 57 | 8 | 75 | 6 |
| 144 Rubber factory operatives | 1 | 1 | | | | | 323 | 444 | | |
| 145 Tobacco and cigar factory operatives | 13 | 1 | 29 | 2 | 10 | | 272 | 53 | 663 | 534 |
| 146 Upholsterers | 25 | | 3 | | 7 | | 200 | 6 | 219 | 5 |
| 147 Other miscellaneous industries | 573 | 85 | 1,199 | 262 | 200 | 6 | 1,543 | 1,220 | 370 | 137 |

*

¹See explanatory notes in table 91.

OCCUPATIONS.

CLASSIFIED BY SEX, FOR CITIES HAVING 25,000 INHABITANTS OR MORE: 1900—Continued.

| NEWPORT, KY. | | NEWTON, MASS. | | NEW YORK, N. Y. | | MANHATTAN AND BRONX BOROUGHS, N. Y. | | BROOKLYN BOROUGHS, N. Y. | | QUEENS BOROUGHS, N. Y. | | RICHMOND BOROUGHS, N. Y. | | NORFOLK, VA. | |
|--------------|----------|---------------|----------|-----------------|----------|-------------------------------------|----------|--------------------------|----------|------------------------|----------|--------------------------|----------|--------------|----------|
| Males. | Females. | Males. | Females. | Males. | Females. | Males. | Females. | Males. | Females. | Males. | Females. | Males. | Females. | Males. | Females. |
| 1 | | | | 345 | 2 | 25 | | 283 | 2 | 18 | | 19 | | | 80 |
| 1 | | 10 | 3 | 479 | 205 | 51 | 21 | 321 | 72 | 69 | 24 | 38 | 88 | 2 | 81 |
| 21 | | | | 327 | 6 | 104 | 2 | 96 | 4 | 30 | | 97 | | 20 | 82 |
| 13 | | 3 | 1 | 2,211 | 83 | 679 | 28 | 1,402 | 37 | 99 | 6 | 31 | 12 | | 83 |
| 58 | 1 | 8 | | 5,120 | 15 | 3,157 | 8 | 1,416 | 7 | 501 | | 46 | | 40 | 84 |
| 2 | | | | 184 | 31 | 58 | 1 | 107 | 28 | 19 | 2 | | | | 85 |
| 1 | | 6 | | 1,439 | 4 | 580 | 4 | 413 | | 60 | | 386 | | 220 | 5 |
| 3 | | | | 326 | 1 | 262 | 1 | 54 | | 4 | | 6 | | 4 | 87 |
| 71 | 11 | 21 | 2 | 12,060 | 307 | 7,305 | 222 | 4,083 | 66 | 484 | 13 | 188 | 6 | 75 | 1 |
| 51 | | 15 | | 12,643 | 46 | 8,911 | 42 | 3,182 | 4 | 362 | | 188 | | 49 | 1 |
| 1 | | 1 | | 235 | 44 | 124 | 24 | 54 | 18 | 36 | 2 | 21 | | 9 | 1 |
| 26 | 15 | 6 | | 3,125 | 1,390 | 1,986 | 919 | 1,035 | 419 | 78 | 35 | 26 | 17 | 33 | 2 |
| 6 | | 1 | | 276 | 9 | 94 | 6 | 120 | 3 | 23 | | 39 | | 2 | 92 |
| 2 | 2 | 1 | | 917 | 122 | 221 | 67 | 658 | 39 | 37 | 16 | 1 | | 7 | 81 |
| 108 | | 69 | | 7,289 | 16 | 3,860 | 11 | 2,784 | 4 | 463 | 1 | 232 | | 116 | 94 |
| 632 | | 87 | | 10,372 | 139 | 5,051 | 37 | 4,719 | 96 | 486 | 3 | 116 | 3 | 86 | 95 |
| 388 | | 381 | 4 | 17,241 | 68 | 6,906 | 42 | 8,873 | 23 | 959 | 3 | 503 | | 156 | 96 |
| 14 | | 2 | | 1,946 | | 629 | | 1,122 | | 103 | | 92 | | 42 | 97 |
| 18 | | | | 262 | 6 | 133 | 5 | 101 | 1 | 19 | | 9 | | 1 | 98 |
| 15 | | 5 | | 911 | 17 | 370 | 8 | 469 | 9 | 29 | | 43 | | 8 | 99 |
| 4 | | 2 | | 958 | | 492 | | 350 | | 89 | | 27 | | 17 | 100 |
| 18 | 2 | 2 | | 923 | 115 | 505 | 68 | 394 | 43 | 18 | 1 | 6 | 3 | 2 | 101 |
| 588 | 236 | 34 | | 12,241 | 1,046 | 6,594 | 252 | 5,096 | 781 | 397 | 12 | 154 | 1 | 84 | 102 |
| 46 | | 10 | 1 | 1,374 | 16 | 851 | 9 | 391 | 5 | 68 | | 34 | 2 | 13 | 103 |
| 6 | | 7 | | 1,535 | 256 | 585 | 124 | 888 | 125 | 50 | 6 | 12 | 1 | 1 | 104 |
| 1 | | | | 1,146 | 384 | 855 | 262 | 267 | 114 | 20 | 8 | 4 | | | 105 |
| 27 | 1 | 1 | | 1,509 | 69 | 951 | 39 | 430 | 27 | 80 | 3 | 48 | | 9 | 106 |
| 39 | | | | 2,585 | 11 | 1,497 | 6 | 373 | 4 | 103 | 1 | 112 | | 7 | 107 |
| 21 | | 2 | | 116 | | 60 | | 49 | | 6 | | 1 | | 2 | 108 |
| 41 | | 7 | | 3,618 | 10 | 2,115 | 7 | 1,284 | 3 | 245 | | 24 | | 6 | 109 |
| 30 | | 1 | | 2,776 | 7 | 865 | 1 | 1,786 | 5 | 74 | 1 | 101 | | 63 | 110 |
| 33 | | 10 | | 1,141 | 13 | 400 | 2 | 664 | 11 | 57 | | 20 | | 22 | 111 |
| 60 | 2 | 34 | | 9,429 | 442 | 5,452 | 242 | 3,294 | 183 | 576 | 17 | 107 | | 55 | 112 |
| 44 | | 3 | | 3,659 | 113 | 1,838 | 27 | 1,626 | 78 | 172 | 8 | 23 | | 8 | 113 |
| 66 | 20 | 30 | 74 | 1,770 | 213 | 1,789 | 30 | 926 | 181 | 40 | 2 | 15 | | 8 | 114 |
| 17 | 2 | 3 | 5 | 3,174 | 633 | 1,890 | 260 | 1,198 | 389 | 92 | 20 | 24 | 14 | | 115 |
| 63 | | 24 | | 5,995 | 266 | 2,501 | 27 | 2,355 | 183 | 436 | 56 | 103 | | 90 | 116 |
| 64 | 1 | 25 | | 4,275 | 204 | 1,791 | 51 | 1,990 | 124 | 377 | 26 | 117 | 3 | 12 | 117 |
| 30 | 34 | 6 | 6 | 3,667 | 4,086 | 1,714 | 1,974 | 1,828 | 2,051 | 112 | 45 | 18 | 16 | 6 | 118 |
| 3 | 20 | | 6 | 797 | 3,094 | 556 | 1,861 | 223 | 1,147 | 11 | 47 | 7 | 39 | 1 | 119 |
| 38 | 3 | 11 | | 2,221 | 68 | 962 | 26 | 1,147 | 36 | 32 | 1 | 30 | | 2 | 120 |
| 8 | 2 | 13 | 5 | 950 | 612 | 404 | 232 | 487 | 334 | 20 | 6 | 69 | 40 | | 121 |
| 249 | 10 | 50 | 11 | 21,521 | 893 | 10,404 | 378 | 10,249 | 474 | 639 | 18 | 229 | 23 | 111 | 122 |
| 6 | | 26 | 19 | 1,084 | 157 | 556 | 88 | 372 | 38 | 65 | 5 | 91 | 26 | 10 | 123 |
| 1 | | 1 | | 414 | 751 | 256 | 544 | 115 | 166 | 40 | 40 | 3 | 1 | | 124 |
| 1 | 5 | 3 | | 59 | 143 | 27 | 88 | 29 | 52 | 2 | 3 | 1 | | 20 | 125 |
| | 4 | 10 | 32 | 161 | 396 | 55 | 168 | 100 | 222 | 3 | 6 | 3 | | 15 | 126 |
| | 1 | 55 | 109 | 1,847 | 2,366 | 1,061 | 1,465 | 272 | 424 | 480 | 455 | 34 | 22 | 1 | 127 |
| 1 | 1 | 64 | 73 | 206 | 113 | 132 | 64 | 67 | 47 | 3 | 2 | 4 | | | 128 |
| 3 | 3 | 105 | 149 | 1,974 | 2,404 | 699 | 912 | 1,103 | 1,235 | 143 | 185 | 29 | 72 | 10 | 129 |
| | 266 | 1 | 167 | 37,514 | 810 | 26,663 | 69 | 9,409 | 3 | 1,020 | 1 | 422 | | 364 | 130 |
| 4 | 7 | 1 | | 2,619 | 1,379 | 2,163 | 900 | 442 | 463 | 11 | 15 | 3 | 1 | 1 | 131 |
| 2 | 61 | 1 | 24 | 357 | 7,651 | 277 | 5,607 | 73 | 1,838 | 6 | 156 | 1 | 50 | | 132 |
| 2 | 271 | | 65 | 2,762 | 18,108 | 2,386 | 13,878 | 367 | 3,728 | 7 | 327 | 2 | 175 | 5 | 133 |
| 3 | 25 | 2 | 4 | 1,766 | 1,728 | 1,525 | 1,265 | 223 | 434 | 10 | 24 | 3 | 5 | 14 | 134 |
| 369 | 393 | 23 | 6 | 56,094 | 15,069 | 42,751 | 8,856 | 12,691 | 6,055 | 531 | 143 | 121 | 15 | 94 | 135 |
| 6 | 4 | 1 | 5 | 1,847 | 4,782 | 1,229 | 3,488 | 565 | 1,176 | 31 | 98 | 22 | 21 | 25 | 136 |
| 7 | | | | 795 | 254 | 331 | 93 | 437 | 158 | 24 | 3 | 3 | | 5 | 137 |
| | | | | 12 | | 4 | | 8 | | | | | | | 138 |
| 126 | | 92 | | 16,579 | 10 | 8,891 | 5 | 6,305 | 4 | 888 | 1 | 495 | | 364 | 139 |
| 1 | | | | 132 | 472 | 94 | 196 | 34 | 272 | 4 | 4 | 4 | | | 140 |
| 182 | 6 | 381 | 2 | 20,816 | 664 | 12,410 | 419 | 7,313 | 234 | 748 | 4 | 345 | 7 | 154 | 141 |
| 20 | | 9 | | 831 | 87 | 291 | 40 | 473 | 45 | 48 | 2 | 19 | | 5 | 142 |
| 8 | | 11 | 1 | 1,590 | 146 | 979 | 108 | 551 | 35 | 37 | 1 | 23 | 2 | 19 | 143 |
| 2 | | 52 | 13 | 821 | 292 | 180 | 45 | 242 | 52 | 445 | 195 | 4 | | 1 | 144 |
| 154 | 199 | 1 | | 11,689 | 6,437 | 8,946 | 6,058 | 2,302 | 212 | 387 | 162 | 54 | 5 | 60 | 145 |
| 32 | 4 | 16 | | 3,341 | 385 | 2,110 | 268 | 1,073 | 109 | 118 | 7 | 40 | 1 | 35 | 146 |
| 339 | 40 | 207 | 63 | 32,040 | 15,773 | 19,205 | 10,126 | 10,429 | 5,050 | 1,481 | 370 | 925 | 227 | 154 | 147 |

*

STATISTICS OF POPULATION.

TABLE 94.—TOTAL PERSONS 10 YEARS OF AGE AND OVER ENGAGED IN EACH SPECIFIED OCCUPATION,

| OCCUPATIONS. | OAKLAND, CAL. | | OMAHA, NEBR. | | OSHKOSH, WIS. | | PASSAIC, N. J. | | PATERSON, N. J. | |
|---|---------------|----------|--------------|----------|---------------|----------|----------------|----------|-----------------|----------|
| | Males. | Females. | Males. | Females. | Males. | Females. | Males. | Females. | Males. | Females. |
| 1 Population 10 years of age and over | 27,353 | 23,281 | 44,328 | 38,853 | 10,447 | 11,557 | 9,977 | 11,692 | 40,217 | 41,719 |
| 2 All occupations ¹ | 21,464 | 5,809 | 37,016 | 9,911 | 8,022 | 2,451 | 8,518 | 3,921 | 34,239 | 12,268 |
| 3 Agricultural pursuits | 588 | 10 | 582 | 16 | 165 | 3 | 75 | 2 | 213 | 5 |
| 4 Agricultural laborers ¹ | 273 | 3 | 195 | 7 | 37 | 2 | 26 | 2 | 121 | 3 |
| 5 Dairymen and dairymen | 2 | 2 | 28 | 1 | 2 | 2 | 2 | 2 | 4 | 1 |
| 6 Farmers, planters, and overseers | 130 | 4 | 198 | 4 | 31 | 9 | 9 | 32 | 32 | 1 |
| 7 Gardeners, florists, nurserymen, etc. | 154 | 3 | 101 | 3 | 23 | 29 | 29 | 48 | 48 | 1 |
| 8 Lumbermen and raftsmen | 10 | 14 | 14 | 73 | 1 | 6 | 6 | 2 | 2 | 2 |
| 9 Stock raisers, herders, and drovers | 12 | 43 | 43 | 1 | 1 | 3 | 3 | 3 | 3 | 3 |
| 10 Turpentine farmers and laborers | 2 | 2 | 2 | 2 | 2 | 2 | 2 | 2 | 2 | 2 |
| 11 Wood choppers | 2 | 2 | 2 | 2 | 2 | 2 | 2 | 2 | 2 | 2 |
| 12 Other agricultural pursuits | 5 | 1 | 1 | 1 | 1 | 1 | 1 | 1 | 1 | 1 |
| 13 Professional service | 1,756 | 860 | 2,189 | 1,115 | 344 | 270 | 347 | 151 | 1,112 | 486 |
| 14 Actors, professional showmen, etc. | 85 | 30 | 160 | 92 | 7 | 2 | 2 | 49 | 18 | 3 |
| 15 Architects, designers, draughtsmen, etc. | 98 | 2 | 82 | 16 | 16 | 31 | 5 | 173 | 3 | 3 |
| 16 Artists and teachers of art | 45 | 54 | 32 | 38 | 6 | 13 | 1 | 13 | 5 | 5 |
| 17 Clergymen | 134 | 21 | 184 | 36 | 42 | 2 | 34 | 3 | 96 | 4 |
| 18 Dentists | 109 | 5 | 90 | 6 | 17 | 8 | 8 | 33 | 33 | 3 |
| 19 Electricians | 118 | 145 | 145 | 14 | 14 | 42 | 42 | 104 | 1 | 1 |
| 20 Engineers (civil, etc.) and surveyors | 185 | 1 | 118 | 1 | 17 | 39 | 79 | 39 | 79 | 1 |
| 21 Journalists | 74 | 7 | 136 | 11 | 19 | 21 | 21 | 75 | 1 | 1 |
| 22 Lawyers | 266 | 7 | 417 | 10 | 59 | 1 | 42 | 133 | 1 | 1 |
| 23 Literary and scientific persons | 55 | 21 | 43 | 31 | 10 | 18 | 3 | 27 | 5 | 5 |
| 24 Musicians and teachers of music | 88 | 175 | 203 | 174 | 19 | 36 | 17 | 12 | 94 | 42 |
| 25 Officials (government) | 127 | 3 | 183 | 6 | 27 | 1 | 20 | 5 | 72 | 2 |
| 26 Physicians and surgeons | 213 | 42 | 271 | 45 | 39 | 12 | 40 | 3 | 116 | 7 |
| 27 Teachers and professors in colleges, etc. | 139 | 473 | 89 | 656 | 55 | 203 | 17 | 119 | 69 | 402 |
| 28 Other professional service | 20 | 19 | 36 | 9 | 7 | 1 | 3 | 14 | 14 | 1 |
| 29 Domestic and personal service | 3,920 | 2,085 | 8,235 | 4,242 | 2,047 | 913 | 2,055 | 884 | 5,050 | 2,038 |
| 30 Barbers and hairdressers | 194 | 38 | 371 | 50 | 63 | 7 | 55 | 2 | 320 | 5 |
| 31 Bartenders | 84 | 440 | 35 | 213 | 8 | 33 | 36 | 27 | 240 | 4 |
| 32 Boarding and lodging house keepers | 27 | 192 | 35 | 213 | 8 | 33 | 1 | 27 | 17 | 89 |
| 33 Hotel keepers | 34 | 66 | 27 | 12 | 12 | 20 | 4 | 21 | 4 | 211 |
| 34 Housekeepers and stewards ¹ | 36 | 118 | 20 | 247 | 38 | 45 | 4 | 45 | 2 | 211 |
| 35 Janitors and sextons | 87 | 14 | 238 | 10 | 21 | 3 | 29 | 1 | 98 | 4 |
| 36 Laborers (not specified) | 1,491 | 39 | 5,034 | 75 | 1,593 | 50 | 1,656 | 24 | 3,051 | 25 |
| 37 Launderers and laundresses | 501 | 197 | 140 | 575 | 20 | 72 | 28 | 61 | 276 | 227 |
| 38 Nurses and midwives | 15 | 287 | 8 | 274 | 15 | 76 | 49 | 11 | 184 | 4 |
| 39 Restaurant keepers | 43 | 65 | 9 | 8 | 8 | 14 | 14 | 27 | 27 | 4 |
| 40 Saloon keepers | 132 | 2 | 255 | 3 | 99 | 1 | 95 | 2 | 370 | 19 |
| 41 Servants and waiters | 908 | 1,216 | 1,058 | 2,746 | 51 | 623 | 71 | 671 | 164 | 1,257 |
| 42 Soldiers, sailors, and marines (U. S.) | 40 | 42 | 2 | 2 | 2 | 1 | 1 | 47 | 47 | 2 |
| 43 Watchmen, policemen, firemen, etc. | 213 | 1 | 393 | 82 | 82 | 42 | 42 | 340 | 2 | 2 |
| 44 Other domestic and personal service | 115 | 23 | 70 | 10 | 13 | 3 | 3 | 64 | 7 | 7 |
| 45 Trade and transportation | 8,306 | 1,076 | 15,376 | 2,493 | 2,004 | 376 | 1,904 | 213 | 7,111 | 992 |
| 46 Agents | 670 | 33 | 961 | 48 | 144 | 6 | 123 | 3 | 440 | 16 |
| 47 Bankers and brokers | 249 | 1 | 219 | 12 | 32 | 36 | 36 | 22 | 61 | 1 |
| 48 Boatmen and sailors ¹ | 239 | 198 | 1,019 | 309 | 34 | 63 | 4 | 561 | 155 | 123 |
| 49 Bookkeepers and accountants ¹ | 520 | 119 | 3,035 | 451 | 183 | 45 | 506 | 40 | 1,100 | 123 |
| 50 Clerks and copyists ¹ | 944 | 119 | 3,035 | 451 | 183 | 45 | 506 | 40 | 1,100 | 123 |
| 51 Commercial travelers | 201 | 2 | 778 | 8 | 109 | 2 | 18 | 59 | 2 | 2 |
| 52 Draymen, hackmen, teamsters, etc. | 645 | 1,547 | 8 | 326 | 234 | 1 | 1,096 | 2 | 1,096 | 2 |
| 53 Foremen and overseers | 82 | 140 | 7 | 14 | 1 | 25 | 1 | 71 | 1 | 1 |
| 54 Hostlers | 89 | 133 | 24 | 24 | 6 | 142 | 1 | 142 | 1 | 1 |
| 55 Hucksters and peddlers | 131 | 3 | 329 | 15 | 21 | 1 | 40 | 247 | 1 | 1 |
| 56 Livery stable keepers | 31 | 1 | 58 | 14 | 6 | 30 | 1 | 30 | 1 | 1 |
| 57 Merchants and dealers (except wholesale) | 1,276 | 89 | 1,548 | 49 | 351 | 12 | 349 | 26 | 1,265 | 143 |
| 58 Merchants and dealers (wholesale) | 90 | 255 | 1 | 21 | 26 | 1 | 36 | 1 | 36 | 1 |
| 59 Messengers and errand and office boys | 110 | 12 | 253 | 65 | 14 | 2 | 19 | 186 | 7 | 7 |
| 60 Officials of banks and companies | 230 | 3 | 362 | 9 | 30 | 1 | 51 | 98 | 3 | 3 |
| 61 Packers and shippers | 28 | 7 | 69 | 30 | 8 | 13 | 2 | 5 | 11 | 24 |
| 62 Porters and helpers (in stores, etc.) | 52 | 258 | 8 | 3 | 1 | 6 | 23 | 23 | 23 | 23 |
| 63 Salesmen and saleswomen | 962 | 278 | 1,746 | 640 | 213 | 153 | 186 | 43 | 911 | 329 |
| 64 Steam railroad employees | 1,263 | 13 | 1,410 | 245 | 61 | 9 | 311 | 1 | 311 | 1 |
| 65 Stenographers and typewriters ¹ | 64 | 252 | 280 | 747 | 17 | 56 | 9 | 61 | 39 | 144 |
| 66 Street railway employees | 178 | 525 | 34 | 9 | 181 | 181 | 181 | 181 | 181 | 181 |
| 67 Telegraph and telephone linemen | 42 | 58 | 11 | 48 | 48 | 48 | 48 | 48 | 48 | 48 |
| 68 Telegraph and telephone operators | 33 | 63 | 198 | 88 | 24 | 15 | 18 | 6 | 63 | 32 |
| 69 Undertakers | 26 | 1 | 26 | 2 | 8 | 15 | 40 | 1 | 40 | 1 |
| 70 Other persons in trade and transportation | 101 | 1 | 157 | 8 | 33 | 10 | 1 | 85 | 4 | 4 |
| 71 Manufacturing and mechanical pursuits ¹ | 6,894 | 1,278 | 10,684 | 2,045 | 3,462 | 889 | 4,137 | 2,671 | 20,753 | 8,747 |
| <i>Building trades.</i> | | | | | | | | | | |
| 72 Carpenters and joiners | 1,088 | 1 | 1,364 | 3 | 381 | 332 | 332 | 1,184 | 1 | 1 |
| 73 Masons (brick and stone) | 103 | 423 | 423 | 88 | 88 | 134 | 432 | 432 | 432 | 2 |
| 74 Painters, glaziers, and varnishers | 540 | 2 | 786 | 1 | 265 | 11 | 138 | 1 | 603 | 3 |
| 75 Paper hangers | 54 | 1 | 92 | 14 | 10 | 3 | 14 | 14 | 14 | 3 |
| 76 Plasterers | 58 | 139 | 5 | 12 | 12 | 13 | 13 | 13 | 13 | 2 |
| 77 Plumbers and gas and steam fitters | 295 | 313 | 40 | 135 | 135 | 479 | 479 | 479 | 479 | 2 |
| 78 Roofers and slaters | 9 | 36 | 3 | 3 | 3 | 20 | 20 | 20 | 20 | 2 |
| 79 Mechanics (not otherwise specified) | 31 | 31 | 31 | 31 | 4 | 7 | 7 | 7 | 7 | 7 |

¹ See explanatory notes in table 91.

OCCUPATIONS.

CLASSIFIED BY SEX, FOR CITIES HAVING 25,000 INHABITANTS OR MORE: 1900—Continued.

| PAWTUCKET, R. I. | | PEORIA, ILL. | | PHILADELPHIA, PA. | | PITTSBURG, PA. | | PORTLAND, ME. | | PORTLAND, OREG. | | PROVIDENCE, R. I. | | PUEBLO, COLO. | | |
|------------------|----------|--------------|----------|-------------------|----------|----------------|----------|---------------|----------|-----------------|----------|-------------------|----------|---------------|----------|----|
| Males. | Females. | Males. | Females. | Males. | Females. | Males. | Females. | Males. | Females. | Males. | Females. | Males. | Females. | Males. | Females. | |
| 14,934 | 16,325 | 23,580 | 22,519 | 505,531 | 531,626 | 129,327 | 120,521 | 19,544 | 22,121 | 46,231 | 30,693 | 68,839 | 74,293 | 12,530 | 9,963 | 1 |
| 12,423 | 5,208 | 19,594 | 5,357 | 421,270 | 147,653 | 107,902 | 23,618 | 15,572 | 5,531 | 40,389 | 7,186 | 58,306 | 23,366 | 10,443 | 1,653 | 2 |
| 194 | 4 | 253 | 7 | 5,495 | 147 | 569 | 7 | 359 | 12 | 1,536 | 21 | 603 | 25 | 193 | 5 | 3 |
| 66 | 3 | 123 | 1 | 3,136 | 89 | 275 | 3 | 193 | 3 | 620 | 10 | 381 | 17 | 53 | 2 | 4 |
| 1 | 1 | 4 | 2 | 5 | 5 | 25 | 5 | 2 | 2 | 20 | 2 | 1 | 1 | 11 | 1 | 5 |
| 29 | 1 | 57 | 3 | 1,032 | 21 | 84 | 8 | 113 | 8 | 348 | 6 | 96 | 2 | 63 | 1 | 6 |
| 36 | 1 | 40 | 1 | 1,185 | 37 | 149 | 4 | 41 | 1 | 260 | 3 | 111 | 6 | 19 | 1 | 7 |
| | | | | 32 | | 13 | | 3 | | 153 | | 2 | | 4 | | 8 |
| 1 | | 27 | | 86 | | 23 | | 5 | | 70 | | 1 | | 33 | | 9 |
| 1 | | 1 | | 11 | | | | 1 | | 62 | | 11 | | | | 10 |
| | | | | 8 | | | | 1 | | 3 | | | | 1 | | 11 |
| 405 | 240 | 871 | 454 | 20,217 | 7,854 | 4,429 | 1,862 | 899 | 484 | 2,313 | 881 | 2,485 | 1,397 | 492 | 245 | 13 |
| 16 | 2 | 82 | 28 | 765 | 196 | 107 | 14 | 23 | 6 | 125 | 23 | 111 | 30 | 20 | 5 | 14 |
| 49 | 1 | 31 | 1 | 1,901 | 93 | 416 | 9 | 33 | | 75 | | 302 | 6 | 18 | | 15 |
| 4 | 4 | 10 | 15 | 770 | 441 | 97 | 58 | 18 | 23 | 50 | 44 | 64 | 56 | 3 | 13 | 16 |
| 33 | | 38 | 7 | 1,396 | 89 | 391 | 34 | 80 | 4 | 197 | 16 | 175 | 20 | 52 | | 17 |
| 18 | | 40 | | 873 | 50 | 149 | | 44 | | 114 | 12 | 95 | 3 | 14 | 2 | 18 |
| 55 | | 72 | | 2,509 | 13 | 493 | 3 | 78 | | 136 | | 294 | 2 | 37 | | 19 |
| 37 | | 28 | | 1,449 | 4 | 585 | 2 | 92 | | 292 | 2 | 212 | 1 | 40 | | 20 |
| 18 | 2 | 19 | 2 | 776 | 59 | 180 | 8 | 46 | 2 | 107 | 11 | 57 | 3 | 23 | 3 | 21 |
| 27 | | 131 | 5 | 2,053 | 21 | 443 | 8 | 141 | 1 | 392 | 4 | 196 | 1 | 79 | | 22 |
| 13 | 6 | 20 | 9 | 737 | 259 | 117 | 48 | 11 | 11 | 37 | 12 | 61 | 24 | 30 | 4 | 23 |
| 33 | 42 | 72 | 69 | 1,761 | 1,213 | 303 | 271 | 42 | 84 | 224 | 159 | 207 | 234 | 35 | 33 | 24 |
| 32 | 1 | 69 | 2 | 1,065 | 44 | 339 | 10 | 113 | 4 | 156 | 8 | 159 | 10 | 44 | 5 | 25 |
| 49 | 2 | 119 | 15 | 2,943 | 280 | 582 | 31 | 117 | 13 | 268 | 57 | 313 | 35 | 66 | 11 | 26 |
| 18 | 178 | 74 | 294 | 946 | 4,984 | 193 | 1,344 | 51 | 332 | 112 | 513 | 200 | 947 | 25 | 167 | 27 |
| 3 | 2 | 16 | 8 | 273 | 108 | 54 | 22 | 15 | 4 | 28 | 10 | 34 | 25 | 6 | 2 | 28 |
| 1,745 | 848 | 4,760 | 2,506 | 71,694 | 52,057 | 29,931 | 11,722 | 2,800 | 2,545 | 12,307 | 3,063 | 9,285 | 7,163 | 2,221 | 855 | 29 |
| 78 | 2 | 213 | 9 | 4,144 | 260 | 841 | 44 | 141 | 4 | 381 | 38 | 550 | 20 | 112 | 5 | 30 |
| 83 | | 222 | 1 | 3,033 | 11 | 770 | 2 | 36 | | 361 | 1 | 483 | 3 | 73 | 1 | 31 |
| 5 | 44 | 9 | 104 | 208 | 1,357 | 25 | 408 | 25 | 139 | 86 | 293 | 40 | 380 | 21 | 174 | 32 |
| 11 | | 33 | 17 | 467 | 41 | 242 | 22 | 33 | 7 | 95 | 7 | 69 | 5 | 16 | 4 | 33 |
| | 140 | 5 | 195 | 482 | 3,545 | 68 | 622 | 35 | 200 | 73 | 194 | 23 | 716 | 5 | 79 | 34 |
| 57 | | 101 | 9 | 1,502 | 332 | 539 | 125 | 59 | 2 | 232 | 2 | 379 | 14 | 56 | 1 | 35 |
| 1,151 | 22 | 3,221 | 48 | 41,052 | 635 | 23,430 | 319 | 1,715 | 19 | 7,681 | 28 | 5,482 | 71 | 1,462 | 9 | 36 |
| 52 | 110 | 50 | 279 | 1,649 | 4,277 | 197 | 1,071 | 59 | 211 | 826 | 243 | 253 | 938 | 55 | 110 | 37 |
| 2 | 56 | 1 | 100 | 307 | 4,183 | 57 | 618 | 21 | 242 | 17 | 305 | 70 | 550 | 6 | 102 | 38 |
| 4 | 1 | 33 | 4 | 1,137 | 136 | 141 | 16 | 68 | 14 | 125 | 12 | 121 | 7 | 25 | 1 | 39 |
| 27 | | 196 | 3 | 1,196 | 78 | 305 | 20 | 28 | | 261 | 4 | 133 | | 81 | | 40 |
| 65 | 468 | 384 | 1,722 | 8,133 | 36,793 | 1,774 | 8,368 | 284 | 1,695 | 1,724 | 1,917 | 738 | 4,394 | 196 | 364 | 41 |
| 17 | | 21 | | 1,033 | | 93 | | 42 | | 52 | | 37 | | 25 | | 42 |
| 180 | | 251 | 4 | 6,319 | 18 | 1,310 | 3 | 201 | 3 | 259 | 1 | 738 | 3 | 72 | | 43 |
| 13 | 5 | 20 | 11 | 897 | 391 | 133 | 84 | 28 | 12 | 134 | 18 | 149 | 62 | 16 | 5 | 44 |
| 2,878 | 632 | 6,636 | 1,005 | 129,992 | 22,270 | 29,703 | 4,889 | 6,544 | 1,135 | 13,056 | 1,533 | 16,539 | 3,346 | 3,203 | 270 | 45 |
| 177 | 9 | 447 | 24 | 6,391 | 332 | 1,736 | 63 | 306 | 25 | 830 | 25 | 936 | 71 | 184 | 9 | 46 |
| 30 | | 73 | | 1,440 | 8 | 347 | | 75 | 1 | 389 | 3 | 228 | | 83 | | 47 |
| 8 | | 46 | 1 | 1,279 | 2 | 233 | | 259 | | 711 | 1 | 133 | | 2 | | 48 |
| 165 | 143 | 385 | 156 | 5,867 | 3,160 | 1,625 | 479 | 336 | 255 | 732 | 191 | 835 | 732 | 189 | 33 | 49 |
| 374 | 66 | 919 | 159 | 22,859 | 3,036 | 5,824 | 839 | 832 | 152 | 1,515 | 130 | 2,279 | 650 | 329 | 36 | 50 |
| 71 | 1 | 361 | 5 | 943 | 7 | 524 | 7 | 320 | 1 | 470 | 13 | 541 | 3 | 54 | | 51 |
| 567 | | 814 | 3 | 19,147 | 34 | 3,573 | 18 | 733 | 1 | 1,313 | 3 | 2,763 | 4 | 288 | 1 | 52 |
| 267 | | 61 | 1 | 1,627 | 120 | 319 | 16 | 37 | 2 | 69 | 3 | 98 | 10 | 39 | | 53 |
| 64 | | 134 | 2 | 1,357 | 2 | 176 | | 1,357 | | 155 | | 324 | | 34 | 1 | 54 |
| 79 | 5 | 97 | 1 | 2,575 | 57 | 891 | 20 | 31 | 1 | 223 | 2 | 643 | 35 | 14 | 1 | 55 |
| 10 | | 20 | | 387 | 3 | 49 | | 39 | | 53 | | 91 | 2 | 17 | | 56 |
| 494 | 36 | 767 | 26 | 23,045 | 2,327 | 3,555 | 448 | 1,064 | 20 | 2,012 | 65 | 2,632 | 200 | 424 | 10 | 57 |
| 15 | 3 | 84 | 1 | 1,199 | 10 | 236 | 2 | 120 | | 169 | | 142 | 1 | 44 | | 58 |
| 30 | 4 | 88 | 3 | 4,966 | 374 | 1,029 | 78 | 71 | 16 | 167 | 11 | 485 | 16 | 26 | 1 | 59 |
| 49 | 1 | 167 | 2 | 1,494 | 47 | 536 | 4 | 151 | 1 | 312 | 3 | 261 | 9 | 64 | | 60 |
| 35 | 47 | 51 | 34 | 1,514 | 1,201 | 217 | 230 | 94 | 44 | 137 | 28 | 113 | 236 | 11 | 4 | 61 |
| 12 | | 71 | 6 | 1,476 | 13 | 512 | 10 | 18 | | 177 | 3 | 173 | 1 | 22 | | 62 |
| 376 | 217 | 612 | 291 | 16,318 | 7,832 | 2,696 | 1,588 | 856 | 339 | 1,467 | 461 | 2,058 | 340 | 309 | 85 | 63 |
| 106 | | 1,020 | 1 | 6,892 | 72 | 3,446 | 32 | 637 | | 1,432 | 1 | 352 | 2 | 976 | 1 | 64 |
| 4 | 65 | 31 | 263 | 993 | 2,705 | 211 | 787 | 36 | 241 | 130 | 492 | 51 | 380 | 23 | 63 | 65 |
| 109 | | 150 | | 3,472 | 2 | 1,000 | | 136 | | 301 | | 461 | | 43 | | 66 |
| 6 | | 31 | | 237 | | 166 | | 49 | | 63 | | 53 | | 5 | | 67 |
| 13 | 28 | 60 | 23 | 932 | 433 | 272 | 242 | 52 | 29 | 118 | 144 | 73 | 82 | 39 | 20 | 68 |
| 17 | | 18 | | 571 | 41 | 77 | 2 | 17 | 1 | 24 | 2 | 63 | | 9 | | 69 |
| 41 | 7 | 124 | 3 | 2,961 | 452 | 553 | 24 | 44 | 6 | 84 | 2 | 196 | 22 | 25 | | 70 |
| 7,261 | 3,484 | 7,074 | 1,385 | 193,872 | 65,325 | 43,270 | 5,133 | 4,970 | 1,355 | 11,177 | 1,633 | 29,394 | 11,435 | 4,334 | 278 | 71 |
| 519 | 1 | 658 | 1 | 10,685 | 11 | 2,623 | 8 | 706 | | 1,354 | 5 | 1,770 | 2 | 402 | 2 | 72 |
| 132 | | 237 | | 4,562 | 12 | 1,504 | 4 | 162 | | 267 | | 536 | | 147 | | 73 |
| 271 | 1 | 512 | | 7,208 | 80 | 1,213 | 21 | 331 | | 529 | 2 | 1,160 | 7 | 106 | 2 | 74 |
| 9 | | 43 | 1 | 2,044 | 6 | 292 | 5 | 36 | | 50 | | 70 | 1 | 21 | | 75 |
| 11 | | 61 | | 1,052 | | 321 | | 60 | | 87 | | 104 | | 27 | | 76 |
| 145 | | 225 | | 5,269 | 7 | 924 | 2 | 159 | 1 | 276 | | 631 | | 53 | | 77 |
| 11 | | 11 | | 1,105 | | 95 | | 24 | | 4 | | 38 | | 6 | | 78 |
| 8 | | 7 | | 91 | | 28 | | 7 | | 24 | | 43 | | 4 | | 79 |

*

TABLE 94.—TOTAL PERSONS 10 YEARS OF AGE AND OVER ENGAGED IN EACH SPECIFIED OCCUPATION,

| OCCUPATIONS. | OAKLAND, CAL. | | OMAHA, NEBR. | | OSHKOSH, WIS. | | PASSAIC, N. J. | | PATERSON, N. J. | |
|---|---------------|----------|--------------|----------|---------------|----------|----------------|----------|-----------------|----------|
| | Males. | Females. | Males. | Females. | Males. | Females. | Males. | Females. | Males. | Females. |
| Manufacturing and mechanical pursuits ¹ —Con. | | | | | | | | | | |
| <i>Chemicals and allied products.</i> | | | | | | | | | | |
| 80 Oil well and oil works employees..... | 4 | | 5 | | | | 1 | | | |
| 81 Other chemical workers..... | 8 | 1 | 1 | 5 | | | 1 | | 9 | |
| <i>Clay, glass, and stone products.</i> | | | | | | | | | | |
| 82 Brick and tile makers, etc..... | 3 | | 86 | | | | 1 | | 8 | 1 |
| 83 Glass workers..... | 8 | | 9 | | 7 | | 4 | | 6 | |
| 84 Marble and stone cutters..... | 31 | | 94 | | 23 | | 17 | | 64 | 1 |
| 85 Potters..... | 25 | | | | | | 2 | | 1 | |
| <i>Fishing and mining.</i> | | | | | | | | | | |
| 86 Fishermen and oystermen ¹ | 9 | | 31 | | 17 | | | | 1 | |
| 87 Miners and quarrymen ¹ | 288 | 1 | 28 | | 12 | | 6 | | 29 | |
| <i>Food and kindred products.</i> | | | | | | | | | | |
| 88 Bakers..... | 132 | 14 | 226 | 7 | 23 | 2 | 62 | 1 | 289 | 5 |
| 89 Butchers..... | 160 | | 372 | 3 | 52 | | 111 | | 335 | 2 |
| 90 Butter and cheese makers..... | 39 | 3 | 36 | 3 | 5 | | 1 | | 7 | 1 |
| 91 Confectioners..... | 39 | 6 | 81 | 53 | 6 | | 5 | | 57 | 10 |
| 92 Millers..... | 27 | | 28 | | 8 | | | | 2 | |
| 93 Other food preparers..... | 22 | 17 | 366 | 19 | 4 | | 1 | 1 | 5 | 4 |
| <i>Iron and steel and their products.</i> | | | | | | | | | | |
| 94 Blacksmiths..... | 244 | 1 | 408 | | 150 | | 48 | | 455 | 1 |
| 95 Iron and steel workers ¹ | 183 | 1 | 244 | | 44 | | 31 | | 927 | 10 |
| 96 Machinists..... | 443 | | 649 | | 143 | | 136 | | 1,487 | 2 |
| 97 Steam boiler makers..... | 46 | | 123 | | 18 | | 2 | | 294 | |
| 98 Stove, furnace, and grate makers..... | 3 | | 17 | | | | | | 1 | |
| 99 Tool and cutlery makers..... | 6 | | 7 | | 32 | 3 | 1 | | 265 | 5 |
| 100 Wheelwrights..... | 10 | | 8 | | | | 5 | | 27 | |
| 101 Wire workers..... | 5 | | 3 | 3 | 1 | 1 | 13 | | 7 | |
| <i>Leather and its finished products.</i> | | | | | | | | | | |
| 102 Boot and shoe makers and repairers..... | 193 | 2 | 171 | 5 | 30 | | 50 | | 236 | 3 |
| 103 Harness and saddle makers and repairers..... | 35 | 2 | 161 | 2 | 13 | | 6 | | 99 | 30 |
| 104 Leather curriers and tanners..... | 30 | | 9 | 3 | 3 | | 4 | | 7 | 2 |
| 105 Trunk and leather-case makers, etc..... | 1 | | 4 | | 61 | 15 | 1 | | | |
| <i>Liquors and beverages.</i> | | | | | | | | | | |
| 106 Bottlers and soda water makers, etc..... | 12 | 2 | 23 | 1 | 12 | | 3 | | 36 | |
| 107 Brewers and maltsters..... | 18 | | 116 | | 11 | | 1 | | 79 | |
| 108 Distillers and rectifiers..... | 4 | | 21 | | 2 | | 1 | | 1 | |
| <i>Lumber and its remanufactures.</i> | | | | | | | | | | |
| 109 Cabinet makers..... | 48 | | 72 | | 60 | 1 | 3 | | 46 | 1 |
| 110 Coopers..... | 19 | | 110 | | 8 | | 1 | | 19 | |
| 111 Saw and planing mill employees..... | 167 | | 42 | | 565 | 6 | 4 | | 10 | |
| 112 Other woodworkers..... | 75 | 14 | 96 | 3 | 275 | 35 | 17 | 1 | 157 | 1 |
| <i>Metals and metal products other than iron and steel.</i> | | | | | | | | | | |
| 113 Brass workers..... | 33 | | 14 | | 2 | | 3 | | 217 | 1 |
| 114 Clock and watch makers and repairers..... | 23 | | 44 | 1 | 8 | | 10 | | 32 | |
| 115 Gold and silver workers..... | 9 | | 2 | 1 | | 1 | | | 6 | |
| 116 Tinplate and tinware makers..... | 38 | | 220 | | 23 | | 26 | | 64 | |
| 117 Other metal workers..... | 48 | | 385 | 1 | 18 | | 10 | 1 | 96 | 6 |
| <i>Paper and printing.</i> | | | | | | | | | | |
| 118 Bookbinders..... | 24 | 26 | 36 | 45 | 6 | 5 | 6 | 2 | 11 | 5 |
| 119 Box makers (paper)..... | 1 | 1 | 11 | 27 | 5 | 3 | | 2 | 14 | 32 |
| 120 Engravers..... | 11 | | 25 | | 1 | | 42 | 2 | 22 | |
| 121 Paper and pulp mill operatives..... | 2 | | 15 | 4 | 1 | | 2 | | 9 | |
| 122 Printers, lithographers, and pressmen..... | 257 | 44 | 699 | 45 | 69 | 5 | 64 | 22 | 157 | 35 |
| <i>Textiles.</i> | | | | | | | | | | |
| 123 Bleachery and dye works operatives..... | 9 | | 10 | 2 | 2 | | 55 | 3 | 2,014 | 12 |
| 124 Carpet factory operatives ¹ | 2 | | 1 | 1 | 2 | 3 | 3 | 1 | 50 | 24 |
| 125 Cotton mill operatives..... | 85 | 112 | | 1 | | | 1 | 1 | 29 | 27 |
| 126 Hosiery and knitting mill operatives..... | | | 1 | 1 | | | | | | |
| 127 Silk mill operatives..... | | | | | | | 50 | 9 | 6,536 | 6,066 |
| 128 Woolen mill operatives..... | 3 | | | 1 | | | 64 | 41 | 28 | 4 |
| 129 Other textile mill operatives..... | 6 | 6 | 6 | 9 | 29 | 53 | 967 | 1,220 | 1,200 | 991 |
| 130 Dressmakers..... | | 565 | 9 | 854 | 1 | 360 | 3 | 107 | | 566 |
| 131 Hat and cap makers..... | | 2 | 1 | 5 | | | | | | 4 |
| 132 Milliners..... | 1 | 117 | 7 | 169 | 2 | 94 | 1 | 20 | 12 | 170 |
| 133 Seamstresses..... | 3 | 106 | 5 | 472 | | 49 | 1 | 7 | 2 | 112 |
| 134 Shirt, collar, and cuff makers..... | 9 | 12 | 12 | 32 | 1 | 2 | 1 | | 105 | 423 |
| 135 Tailors and tailoresses..... | 166 | 123 | 340 | 80 | 46 | 38 | 60 | | 265 | 28 |
| 136 Other textile workers..... | 8 | 5 | 6 | 13 | 4 | 3 | 2 | | 56 | 14 |
| <i>Miscellaneous industries.</i> | | | | | | | | | | |
| 137 Broom and brush makers..... | 76 | 2 | 16 | | 6 | 1 | | | 6 | |
| 138 Charcoal, coke, and lime burners..... | 1 | | | | 3 | | | | | |
| 139 Engineers and firemen (not locomotive) ¹ | 349 | | 503 | | 131 | | 97 | 1 | 406 | 3 |
| 140 Glove makers..... | 7 | 20 | 1 | 1 | | | | | | |
| 141 Manufacturers and officials, etc..... | 580 | 10 | 611 | 11 | 168 | 2 | 151 | 2 | 593 | 2 |
| 142 Model and pattern makers..... | 29 | | 24 | | 4 | | 1 | | 53 | |
| 143 Photographers..... | 49 | 12 | 61 | 5 | 20 | 5 | 9 | | 37 | 1 |
| 144 Rubber factory operatives..... | 3 | | 1 | | | 1 | 116 | 21 | 5 | |
| 145 Tobacco and cigar factory operatives..... | 33 | 6 | 173 | 23 | 71 | 13 | 22 | 15 | 127 | 3 |
| 146 Upholsters..... | 72 | 1 | 89 | 4 | 36 | 13 | 9 | | 37 | |
| 147 Other miscellaneous industries..... | 442 | 40 | 628 | 126 | 433 | 163 | 1,062 | 1,190 | 833 | 134 |

¹ See explanatory notes in table 91.

OCCUPATIONS.

CLASSIFIED BY SEX, FOR CITIES HAVING 25,000 INHABITANTS OR MORE: 1900—Continued.

| PAWTUCKET, R. I. | | PEORIA, ILL. | | PHILADELPHIA, PA. | | PITTSBURG, PA. | | PORTLAND, ME. | | PORTLAND, OREG. | | PROVIDENCE, R. I. | | PUEBLO, COLO. | |
|------------------|----------|--------------|----------|-------------------|----------|----------------|----------|---------------|----------|-----------------|----------|-------------------|----------|---------------|----------|
| Males. | Females. | Males. | Females. | Males. | Females. | Males. | Females. | Males. | Females. | Males. | Females. | Males. | Females. | Males. | Females. |
| 1 | | | | 216 | | 86 | | | | 4 | | 25 | | | 80 |
| 21 | | 12 | 10 | 310 | 238 | 19 | 1 | 1 | | 1 | | 29 | 11 | | 81 |
| 4 | | 13 | | 1,204 | 2 | 475 | 11 | 64 | | 47 | | 15 | | 70 | 2 |
| 2 | | 7 | | 1,611 | 95 | 1,859 | 125 | 4 | | 11 | 1 | 26 | | | 82 |
| 30 | | 70 | 1 | 1,621 | 8 | 272 | 2 | 68 | | 88 | 1 | 184 | | 19 | 83 |
| 18 | | 98 | 22 | 137 | 9 | 24 | 2 | 53 | | 16 | | 1 | 1 | 1 | 84 |
| 1 | | 151 | 1 | 209 | | 1 | | 144 | | 504 | 1 | 38 | | | 86 |
| | | 163 | | 186 | 1 | 216 | | 6 | | 519 | | 17 | | 118 | 87 |
| 85 | 2 | 158 | 5 | 4,764 | 141 | 594 | 79 | 102 | 12 | 204 | 17 | 375 | 27 | 29 | 88 |
| 55 | 1 | 147 | | 4,513 | 22 | 541 | 4 | 20 | | 210 | | 303 | | 44 | 89 |
| | | 5 | | 153 | 15 | 72 | 3 | 4 | | 29 | 4 | 38 | 1 | 7 | 90 |
| 11 | | 44 | 45 | 1,339 | 570 | 121 | 60 | 49 | 35 | 81 | 20 | 76 | 14 | 27 | 91 |
| | | 40 | | 138 | 4 | 21 | | 3 | | 71 | | 11 | | 3 | 92 |
| 2 | | 30 | 1 | 322 | 32 | 20 | 23 | 35 | 15 | 352 | 17 | 32 | | 10 | 98 |
| 111 | | 235 | | 4,382 | 15 | 1,032 | 4 | 197 | | 357 | | 633 | | 143 | 94 |
| 582 | 5 | 269 | 1 | 9,374 | 62 | 9,646 | 89 | 142 | | 336 | | 1,721 | 135 | 793 | 95 |
| 901 | 2 | 528 | 1 | 15,050 | 34 | 2,626 | 6 | 225 | | 454 | | 3,207 | 6 | 259 | 96 |
| 6 | | 100 | | 1,631 | | 358 | | 73 | | 102 | | 136 | | 70 | 97 |
| 3 | | 38 | | 539 | 5 | 32 | 2 | 10 | | 11 | | 31 | | 4 | 98 |
| 123 | 1 | 9 | | 1,677 | 96 | 85 | | 7 | | 40 | | 535 | 62 | | 99 |
| 16 | | 13 | | 476 | | 10 | | 13 | | 12 | | 41 | | 5 | 100 |
| 71 | 16 | 6 | 2 | 480 | 30 | 177 | 4 | 16 | | 4 | | 79 | 63 | | 101 |
| 51 | | 75 | | 5,171 | 931 | 452 | 8 | 189 | 69 | 159 | 2 | 402 | 83 | 36 | 102 |
| 19 | | 54 | | 568 | 6 | 92 | 1 | 29 | | 223 | 8 | 90 | 4 | 37 | 103 |
| 47 | 2 | | | 4,287 | 226 | 18 | 1 | 46 | | 41 | | 40 | 1 | 4 | 104 |
| | | 414 | | 366 | | 7 | | 4 | | 10 | | 5 | | 4 | 105 |
| 7 | 1 | 14 | 4 | 639 | 30 | 73 | 10 | 31 | 4 | 15 | | 71 | 3 | 3 | 106 |
| 16 | | 98 | 1 | 850 | 3 | 160 | | 3 | | 60 | | 57 | 1 | 3 | 107 |
| | | 123 | 1 | 77 | 3 | 18 | | | | | | 1 | | | 108 |
| 28 | | 44 | | 1,590 | | 64 | | 50 | | 97 | | 119 | | 10 | 109 |
| 11 | | 366 | | 1,080 | 19 | 153 | | 55 | | 52 | | 40 | | 6 | 110 |
| 24 | | 26 | | 325 | 1 | 82 | | 46 | | 75 | 2 | 56 | | 4 | 111 |
| 91 | | 83 | 1 | 3,298 | 124 | 276 | 266 | 160 | 26 | 134 | 5 | 199 | 3 | 7 | 112 |
| 17 | | 19 | | 1,441 | 17 | 207 | | 3 | | 20 | | 119 | 5 | 4 | 113 |
| 14 | | 22 | | 734 | 161 | 60 | | 20 | 1 | 39 | | 59 | | 4 | 114 |
| 214 | 86 | 5 | | 481 | 216 | 21 | | 11 | | 8 | | 3,909 | 1,823 | 1 | 115 |
| 36 | | 131 | 7 | 1,547 | 35 | 892 | 29 | 71 | | 150 | | 166 | | 14 | 116 |
| 41 | 1 | 55 | 1 | 2,296 | 89 | 367 | 7 | 38 | 1 | 39 | | 274 | 18 | 1,129 | 117 |
| 8 | 4 | 19 | 31 | 1,076 | 1,168 | 70 | 88 | 27 | 29 | 32 | 21 | 43 | 58 | 6 | 118 |
| 5 | 37 | 3 | 17 | 204 | 1,600 | 13 | 67 | 6 | 25 | | 13 | 24 | 246 | | 119 |
| 21 | | 7 | | 844 | 101 | 55 | 2 | 14 | 1 | 28 | | 225 | 15 | 1 | 120 |
| 31 | 8 | 2 | 2 | 782 | 283 | 12 | 2 | 11 | 3 | 3 | | 3 | 4 | | 121 |
| 137 | 12 | 212 | 9 | 7,061 | 573 | 925 | 77 | 230 | 57 | 368 | 16 | 515 | 38 | 83 | 122 |
| 450 | 32 | 15 | | 3,143 | 77 | 38 | 4 | 8 | | 15 | 2 | 660 | 49 | 2 | 123 |
| 1 | | 10 | 1 | 3,827 | 2,045 | 23 | | | | 1 | | 2 | | | 124 |
| 795 | 1,349 | | | 1,035 | 1,408 | | 1 | | 4 | 2 | | 389 | 654 | 1 | 125 |
| 6 | 51 | | | 1,702 | 5,175 | | 2 | 2 | 11 | | | 14 | 180 | | 126 |
| 32 | 88 | | | 426 | 1,022 | | | | | | | 7 | 29 | | 127 |
| 216 | 326 | 1 | | 1,971 | 1,891 | | 2 | | | 13 | | 2,170 | 1,397 | 1 | 128 |
| 780 | 814 | 107 | 49 | 10,373 | 10,496 | 4 | 4 | 1 | 2 | 39 | 11 | 1,820 | 2,117 | 1 | 129 |
| 1 | 265 | 2 | 473 | 118 | 13,940 | 13 | 1,903 | | 434 | 6 | 842 | 5 | 1,627 | | 130 |
| | | 1 | | 439 | 470 | 12 | 4 | 15 | 12 | | 12 | 5 | 5 | | 131 |
| 1 | 93 | 1 | 118 | 53 | 2,565 | 9 | 395 | 12 | 121 | 5 | 164 | 9 | 355 | | 132 |
| 1 | 23 | 2 | 374 | 337 | 3,720 | 4 | 682 | 2 | 192 | | 278 | 8 | 426 | | 133 |
| | 2 | 4 | 11 | 659 | 1,556 | 3 | 23 | 2 | 5 | | 21 | 5 | 55 | | 134 |
| 46 | 22 | 175 | 90 | 9,338 | 2,945 | 742 | 289 | 107 | 151 | 365 | 62 | 543 | 161 | 41 | 135 |
| 14 | 32 | 8 | 8 | 936 | 1,125 | 11 | 9 | 23 | 12 | 48 | 23 | 23 | 39 | | 136 |
| 15 | 42 | 7 | | 530 | 56 | 52 | 14 | 11 | 2 | 19 | | 14 | 14 | 7 | 137 |
| | | 1 | | 3 | | 75 | | | | | | | | | 138 |
| 177 | 1 | 425 | | 7,297 | 12 | 1,693 | 2 | 253 | 1 | 638 | 1 | 825 | 2 | 217 | 139 |
| | | 34 | | 56 | | 1 | | | 1 | 6 | 3 | | 2 | | 140 |
| 261 | 7 | 348 | 7 | 8,545 | 154 | 1,692 | 7 | 268 | 3 | 655 | 5 | 1,186 | 16 | 146 | 141 |
| 42 | | 16 | | 817 | 12 | 255 | 1 | 17 | 1 | 48 | 1 | 140 | | 16 | 142 |
| 14 | 2 | 29 | 5 | 544 | 87 | 87 | 15 | 32 | 9 | 66 | 27 | 71 | 17 | 16 | 143 |
| 3 | 6 | 1 | | 194 | 91 | 4 | | 1 | 2 | | | 580 | 401 | | 144 |
| 37 | 13 | 181 | 23 | 3,757 | 1,345 | 508 | 450 | 16 | 1 | 95 | 1 | 52 | 40 | 31 | 145 |
| 23 | | 50 | 1 | 1,846 | 300 | 141 | 8 | 57 | 4 | 85 | 2 | 99 | 6 | 14 | 146 |
| 379 | 135 | 453 | 59 | 13,325 | 7,830 | 8,584 | 308 | 328 | 108 | 748 | 44 | 2,445 | 711 | 115 | 147 |

*

STATISTICS OF POPULATION.

TABLE 94.—TOTAL PERSONS 10 YEARS OF AGE AND OVER ENGAGED IN EACH SPECIFIED OCCUPATION,

| OCCUPATIONS. | QUINCY, ILL. | | RACINE, WIS. | | READING, PA. | | RICHMOND, VA. | | ROCHESTER, N. Y. | |
|---|--------------|----------|--------------|----------|--------------|----------|---------------|----------|------------------|----------|
| | Males. | Females. | Males. | Females. | Males. | Females. | Males. | Females. | Males. | Females. |
| 1 Population 10 years of age and over | 14,135 | 15,273 | 11,323 | 11,054 | 30,978 | 31,912 | 32,142 | 37,167 | 61,821 | 69,311 |
| 2 All occupations ¹ | 10,866 | 3,583 | 9,294 | 2,272 | 25,816 | 7,964 | 24,976 | 12,416 | 49,192 | 20,174 |
| 3 Agricultural pursuits | 258 | 10 | 76 | 1 | 99 | 8 | 131 | 6 | 612 | 28 |
| 4 Agricultural laborers ¹ | 147 | 2 | 29 | 1 | 47 | 3 | 69 | 2 | 265 | 14 |
| 5 Dairymen and dairywomen | 1 | 1 | 1 | 1 | 1 | 1 | 4 | 1 | 1 | 1 |
| 6 Farmers, planters, and overseers | 79 | 6 | 29 | 2 | 21 | 1 | 27 | 1 | 104 | 8 |
| 7 Gardeners, florists, nurserymen, etc | 16 | 1 | 16 | 1 | 27 | 4 | 21 | 3 | 222 | 5 |
| 8 Lumbermen and raftsmen | 3 | 1 | 1 | 1 | 1 | 1 | 3 | 1 | 14 | 1 |
| 9 Stock raisers, herders, and drovers | 7 | 1 | 1 | 1 | 2 | 1 | 4 | 1 | 5 | 1 |
| 10 Turpentine farmers and laborers | 1 | 1 | 1 | 1 | 1 | 1 | 1 | 1 | 1 | 1 |
| 11 Wood choppers | 5 | 1 | 1 | 1 | 1 | 1 | 3 | 1 | 1 | 1 |
| 12 Other agricultural pursuits | 1 | 2 | 1 | 1 | 1 | 1 | 1 | 1 | 1 | 1 |
| 13 Professional service | 542 | 278 | 281 | 213 | 869 | 436 | 1,251 | 637 | 2,496 | 1,675 |
| 14 Actors, professional showmen, etc | 31 | 6 | 6 | 1 | 37 | 4 | 29 | 1 | 95 | 35 |
| 15 Architects, designers, draughtsmen, etc | 18 | 6 | 18 | 3 | 42 | 7 | 92 | 11 | 163 | 7 |
| 16 Artists and teachers of art | 4 | 6 | 7 | 3 | 22 | 17 | 26 | 11 | 64 | 69 |
| 17 Clergymen | 63 | 2 | 36 | 2 | 106 | 3 | 147 | 10 | 203 | 20 |
| 18 Dentists | 26 | 2 | 14 | 1 | 40 | 1 | 47 | 1 | 91 | 7 |
| 19 Electricians | 26 | 1 | 21 | 1 | 48 | 1 | 79 | 1 | 288 | 3 |
| 20 Engineers (civil, etc.) and surveyors | 24 | 1 | 15 | 1 | 41 | 1 | 92 | 1 | 130 | 1 |
| 21 Journalists | 24 | 4 | 17 | 1 | 39 | 1 | 45 | 2 | 130 | 13 |
| 22 Lawyers | 72 | 2 | 31 | 1 | 136 | 1 | 233 | 1 | 393 | 8 |
| 23 Literary and scientific persons | 2 | 7 | 4 | 3 | 18 | 6 | 18 | 11 | 70 | 20 |
| 24 Musicians and teachers of music | 42 | 41 | 10 | 23 | 64 | 50 | 52 | 53 | 208 | 231 |
| 25 Officials (government) | 49 | 1 | 35 | 2 | 79 | 1 | 76 | 3 | 169 | 15 |
| 26 Physicians and surgeons | 83 | 13 | 35 | 3 | 133 | 6 | 189 | 13 | 314 | 41 |
| 27 Teachers and professors in colleges, etc | 68 | 190 | 28 | 166 | 52 | 345 | 106 | 525 | 138 | 1,133 |
| 28 Other professional service | 10 | 5 | 4 | 4 | 12 | 4 | 20 | 9 | 40 | 13 |
| 29 Domestic and personal service | 2,076 | 1,738 | 1,677 | 672 | 5,468 | 1,968 | 6,269 | 7,542 | 6,251 | 5,365 |
| 30 Barbers and hairdressers | 120 | 9 | 66 | 3 | 221 | 7 | 268 | 12 | 429 | 36 |
| 31 Bartenders | 92 | 1 | 38 | 1 | 138 | 1 | 190 | 1 | 368 | 3 |
| 32 Boarding and lodging house keepers | 7 | 75 | 1 | 27 | 7 | 95 | 8 | 108 | 18 | 149 |
| 33 Hotel keepers | 17 | 2 | 18 | 1 | 93 | 5 | 20 | 5 | 103 | 3 |
| 34 Housekeepers and stewards ¹ | 3 | 77 | 2 | 63 | 5 | 185 | 17 | 132 | 23 | 366 |
| 35 Janitors and sextons | 49 | 7 | 25 | 1 | 61 | 29 | 178 | 13 | 160 | 41 |
| 36 Laborers (not specified) ¹ | 1,293 | 33 | 1,233 | 11 | 4,327 | 86 | 3,594 | 243 | 3,412 | 40 |
| 37 Launderers and laundresses | 2 | 427 | 23 | 66 | 50 | 156 | 94 | 2,522 | 101 | 622 |
| 38 Nurses and midwives | 1 | 115 | 1 | 33 | 2 | 108 | 2 | 440 | 53 | 593 |
| 39 Restaurant keepers | 16 | 2 | 4 | 1 | 35 | 1 | 58 | 16 | 104 | 21 |
| 40 Saloon keepers | 104 | 2 | 80 | 1 | 72 | 3 | 91 | 5 | 317 | 12 |
| 41 Servants and waiters | 211 | 984 | 41 | 464 | 123 | 1,277 | 1,060 | 4,028 | 500 | 3,436 |
| 42 Soldiers, sailors, and marines (U. S.) | 17 | 1 | 7 | 1 | 66 | 1 | 21 | 1 | 85 | 1 |
| 43 Watchmen, policemen, firemen, etc | 110 | 1 | 32 | 1 | 230 | 1 | 308 | 1 | 494 | 11 |
| 44 Other domestic and personal service | 14 | 4 | 7 | 5 | 38 | 16 | 37 | 16 | 78 | 27 |
| 45 Trade and transportation | 3,355 | 540 | 1,866 | 431 | 6,277 | 1,074 | 9,178 | 1,204 | 14,517 | 3,375 |
| 46 Agents | 209 | 16 | 161 | 4 | 325 | 11 | 547 | 19 | 955 | 48 |
| 47 Bankers and brokers | 32 | 1 | 43 | 1 | 25 | 1 | 186 | 1 | 28 | 1 |
| 48 Boatmen and sailors ¹ | 19 | 1 | 31 | 1 | 17 | 1 | 38 | 1 | 95 | 1 |
| 49 Bookkeepers and accountants ¹ | 178 | 67 | 133 | 55 | 171 | 135 | 488 | 108 | 1,079 | 713 |
| 50 Clerks and copyists ¹ | 416 | 95 | 317 | 123 | 947 | 115 | 1,552 | 184 | 2,037 | 812 |
| 51 Commercial travelers | 209 | 1 | 48 | 1 | 130 | 5 | 263 | 2 | 561 | 7 |
| 52 Draymen, hackmen, teamsters, etc | 497 | 1 | 251 | 1 | 608 | 1 | 1,063 | 4 | 1,904 | 6 |
| 53 Foyemen and overseers | 19 | 2 | 16 | 1 | 56 | 2 | 56 | 2 | 120 | 16 |
| 54 Hostlers | 56 | 1 | 19 | 1 | 91 | 1 | 136 | 1 | 126 | 1 |
| 55 Hucksters and peddlers | 30 | 2 | 20 | 1 | 69 | 1 | 169 | 6 | 385 | 5 |
| 56 Livery stable keepers | 14 | 1 | 14 | 1 | 24 | 1 | 27 | 1 | 50 | 1 |
| 57 Merchants and dealers (except wholesale) | 523 | 22 | 324 | 18 | 971 | 62 | 1,443 | 116 | 2,331 | 143 |
| 58 Merchants and dealers (wholesale) | 46 | 1 | 5 | 1 | 36 | 1 | 169 | 1 | 138 | 1 |
| 59 Messengers and errand and office boys | 33 | 11 | 16 | 3 | 239 | 5 | 110 | 6 | 379 | 19 |
| 60 Officials of banks and companies | 62 | 1 | 33 | 1 | 97 | 1 | 202 | 2 | 212 | 5 |
| 61 Packers and shippers | 28 | 22 | 15 | 5 | 100 | 173 | 59 | 112 | 99 | 145 |
| 62 Porters and helpers (in stores, etc.) | 42 | 1 | 7 | 1 | 16 | 1 | 543 | 3 | 71 | 2 |
| 63 Salesmen and saleswomen | 356 | 153 | 181 | 93 | 698 | 464 | 746 | 395 | 1,759 | 611 |
| 64 Steam railroad employes | 377 | 1 | 35 | 1 | 1,304 | 3 | 799 | 1 | 1,303 | 2 |
| 65 Stenographers and typewriters ¹ | 20 | 122 | 10 | 114 | 33 | 66 | 114 | 191 | 105 | 734 |
| 66 Street railway employes | 70 | 1 | 40 | 1 | 119 | 1 | 196 | 1 | 377 | 1 |
| 67 Telegraph and telephone linemen | 13 | 1 | 9 | 1 | 22 | 1 | 30 | 1 | 102 | 1 |
| 68 Telegraph and telephone operators | 39 | 22 | 17 | 10 | 68 | 21 | 114 | 47 | 100 | 93 |
| 69 Undertakers | 14 | 1 | 7 | 1 | 16 | 2 | 88 | 1 | 56 | 1 |
| 70 Other persons in trade and transportation | 33 | 1 | 14 | 1 | 45 | 9 | 140 | 6 | 195 | 9 |
| 71 Manufacturing and mechanical pursuits ¹ | 4,635 | 1,017 | 5,394 | 955 | 13,103 | 4,478 | 3,147 | 3,027 | 25,316 | 9,731 |
| 72 <i>Building trades.</i> | | | | | | | | | | |
| 73 Carpenters and joiners | 386 | 1 | 468 | 1 | 899 | 1 | 738 | 1 | 1,567 | 1 |
| 74 Masons (brick and stone) | 155 | 1 | 119 | 1 | 307 | 1 | 256 | 1 | 576 | 1 |
| 75 Painters, glaziers, and varnishers | 265 | 1 | 478 | 1 | 507 | 8 | 349 | 1 | 1,236 | 11 |
| 76 Paper hangers | 41 | 1 | 5 | 1 | 27 | 1 | 48 | 1 | 100 | 1 |
| 76 Plasterers | 42 | 1 | 6 | 1 | 51 | 1 | 158 | 1 | 12 | 1 |
| 77 Plumbers and gas and steam fitters | 60 | 1 | 74 | 1 | 139 | 1 | 184 | 1 | 540 | 3 |
| 78 Roofers and slaters | 5 | 1 | 6 | 1 | 24 | 1 | 8 | 1 | 26 | 1 |
| 79 Mechanics (not otherwise specified) | 3 | 1 | 2 | 1 | 5 | 1 | 4 | 1 | 30 | 1 |

*

¹See explanatory notes in table 91.

OCCUPATIONS.

CLASSIFIED BY SEX, FOR CITIES HAVING 25,000 INHABITANTS OR MORE: 1900—Continued.

| ROCKFORD, ILL. | | SACRAMENTO, CAL. | | SAGINAW, MICH. | | ST. JOSEPH, MO. | | ST. LOUIS, MO. | | ST. PAUL, MINN. | | SALEM, MASS. | | SALT LAKE CITY, UTAH. | | |
|----------------|----------|------------------|----------|----------------|----------|-----------------|----------|----------------|----------|-----------------|----------|--------------|----------|-----------------------|----------|----|
| Males. | Females. | Males. | Females. | Males. | Females. | Males. | Females. | Males. | Females. | Males. | Females. | Males. | Females. | Males. | Females. | |
| 11,906 | 12,688 | 13,589 | 11,312 | 16,395 | 17,804 | 45,786 | 36,236 | 229,791 | 229,797 | 66,880 | 61,380 | 13,320 | 15,343 | 19,204 | 21,322 | 1 |
| 9,595 | 2,701 | 11,334 | 2,136 | 18,041 | 3,863 | 38,143 | 9,754 | 190,842 | 54,506 | 54,681 | 16,273 | 10,597 | 4,368 | 14,339 | 3,952 | 2 |
| 197 | 5 | 351 | 8 | 383 | 10 | 546 | 11 | 2,242 | 63 | 1,349 | 24 | 193 | 1 | 537 | 14 | 3 |
| 95 | 4 | 181 | 3 | 141 | 3 | 180 | 5 | 764 | 5 | 498 | 7 | 114 | | 166 | 1 | 4 |
| 4 | | 1 | | | | 3 | | 194 | 10 | 8 | 1 | | | 18 | 1 | 5 |
| 48 | 1 | 68 | 3 | 112 | 5 | 166 | 4 | 477 | 23 | 313 | 9 | 46 | | 133 | 7 | 6 |
| 40 | | 48 | | 20 | 2 | 79 | 1 | 632 | 24 | 186 | 5 | 30 | 1 | 75 | 4 | 7 |
| 7 | | 7 | | 107 | | 13 | | 45 | | 249 | | 1 | | 10 | | 8 |
| 1 | | 46 | 2 | 1 | | 94 | | 119 | 1 | 85 | 2 | | | 150 | 1 | 9 |
| | | | | | | 9 | 1 | 7 | | 6 | | 2 | | 4 | | 10 |
| 2 | | | | 2 | | 2 | | 4 | | 4 | | | | 1 | | 11 |
| | | | | | | | | | | | | | | | | 12 |
| 873 | 284 | 683 | 309 | 565 | 341 | 1,455 | 663 | 3,885 | 3,464 | 2,820 | 1,310 | 392 | 241 | 1,220 | 503 | 13 |
| 11 | | 129 | 5 | 31 | 4 | 156 | 9 | 536 | 92 | 152 | 54 | 7 | 3 | 32 | 11 | 14 |
| 23 | | 19 | | 32 | | 43 | 1 | 510 | 3 | 137 | 7 | 23 | 1 | 50 | 1 | 15 |
| 12 | 14 | 3 | 10 | 13 | 8 | 32 | 20 | 252 | 112 | 62 | 37 | 12 | 8 | 24 | 18 | 16 |
| 37 | 3 | 42 | 4 | 54 | | 108 | 2 | 562 | 84 | 232 | 7 | 36 | 2 | 76 | 10 | 17 |
| 25 | 3 | 37 | | 19 | 1 | 58 | 3 | 297 | 12 | 125 | 4 | 23 | 1 | 53 | 3 | 18 |
| | | 72 | | 32 | | 117 | 1 | 1,084 | 7 | 205 | 1 | 44 | | 72 | | 19 |
| 29 | | 35 | | 34 | | 67 | | 543 | | 255 | | 27 | | 165 | | 20 |
| 20 | | 16 | 1 | 26 | 2 | 59 | 5 | 368 | 25 | 160 | 19 | 12 | | 56 | 4 | 21 |
| 23 | 1 | 96 | 1 | 77 | 1 | 237 | 3 | 1,085 | 10 | 479 | 1 | 36 | 2 | 226 | 1 | 22 |
| 53 | 3 | 10 | 16 | 6 | 5 | 13 | 13 | 205 | 39 | 37 | 19 | 11 | 10 | 87 | 9 | 23 |
| 23 | 43 | 44 | 70 | 49 | 47 | 109 | 120 | 732 | 523 | 186 | 183 | 47 | 33 | 74 | 84 | 24 |
| 29 | 5 | 57 | 3 | 45 | 1 | 115 | 5 | 749 | 11 | 282 | | 45 | | 63 | 2 | 25 |
| 58 | 12 | 77 | 6 | 85 | 9 | 226 | 16 | 1,363 | 104 | 300 | 27 | 39 | 9 | 120 | 16 | 26 |
| 20 | 196 | 33 | 193 | 52 | 261 | 91 | 459 | 537 | 2,403 | 184 | 939 | 26 | 165 | 102 | 343 | 27 |
| 7 | 3 | 13 | | 10 | 2 | 24 | 6 | 112 | 39 | 24 | 12 | 4 | 7 | 15 | 1 | 28 |
| 1,547 | 696 | 2,643 | 776 | 2,681 | 1,736 | 9,427 | 3,496 | 36,193 | 23,928 | 10,245 | 7,029 | 1,211 | 1,388 | 2,291 | 1,985 | 29 |
| 61 | 3 | 124 | 10 | 117 | 7 | 403 | 15 | 1,301 | 111 | 408 | 43 | 76 | 4 | 125 | 18 | 30 |
| 38 | | 131 | | 106 | | 330 | 2 | 1,626 | 5 | 431 | 4 | 34 | 1 | 131 | | 31 |
| 6 | 23 | 55 | 76 | 7 | 110 | 72 | 203 | 156 | 1,034 | 31 | 182 | 6 | 19 | 11 | 83 | 32 |
| 7 | 3 | 23 | 1 | 31 | 6 | 47 | 6 | 143 | 42 | 89 | 8 | 8 | 3 | 27 | 10 | 33 |
| 2 | 49 | 7 | 61 | 9 | 95 | 9 | 130 | 119 | 890 | 35 | 301 | 6 | 101 | 12 | 58 | 34 |
| 48 | | 29 | 6 | 70 | 5 | 105 | 6 | 857 | 137 | 359 | 16 | 63 | 2 | 92 | 11 | 35 |
| 1,110 | 11 | 1,227 | 47 | 1,831 | 43 | 6,859 | 67 | 20,663 | 434 | 6,140 | 77 | 720 | 2 | 1,204 | 31 | 36 |
| 20 | 97 | 248 | 52 | 24 | 189 | 105 | 484 | 478 | 1,189 | 102 | 764 | 44 | 99 | 37 | 362 | 37 |
| 3 | 71 | 12 | 94 | 3 | 105 | 9 | 155 | 93 | 1,286 | 26 | 508 | 8 | 131 | 4 | 220 | 38 |
| 14 | 2 | 45 | 6 | 17 | 6 | 40 | 12 | 345 | 96 | 75 | 20 | 15 | | 36 | 10 | 39 |
| 43 | | 136 | | 106 | 2 | 195 | 1 | 1,376 | 33 | 308 | 3 | 15 | | 63 | | 40 |
| 86 | 435 | 434 | 418 | 164 | 1,159 | 875 | 2,389 | 4,672 | 14,464 | 1,481 | 5,044 | 83 | 968 | 344 | 1,178 | 41 |
| 3 | | 7 | | 27 | | 18 | | 122 | | 122 | | 12 | | 14 | | 42 |
| 99 | | 114 | 1 | 148 | | 260 | | 3,199 | 9 | 533 | | 109 | | 106 | | 43 |
| 7 | 2 | 51 | 4 | 21 | 9 | 100 | 15 | 435 | 148 | 105 | 36 | 12 | 8 | 35 | 4 | 44 |
| 2,406 | 518 | 3,779 | 527 | 4,138 | 775 | 14,906 | 1,578 | 69,191 | 8,761 | 23,647 | 3,204 | 3,054 | 696 | 5,431 | 639 | 45 |
| 188 | 12 | 178 | 2 | 272 | 36 | 735 | 21 | 3,853 | 121 | 1,610 | 46 | 154 | 9 | 385 | 15 | 46 |
| 90 | | 70 | 1 | 76 | 5 | 152 | 1 | 677 | 10 | 260 | | 19 | | 203 | 1 | 47 |
| 2 | | 75 | 1 | 64 | | 42 | | 564 | 3 | 65 | 1 | 43 | | 4 | | 48 |
| 126 | 138 | 179 | 78 | 240 | 165 | 819 | 159 | 3,445 | 920 | 1,012 | 356 | 131 | 176 | 365 | 67 | 49 |
| 323 | 86 | 689 | 129 | 423 | 106 | 2,644 | 429 | 12,600 | 944 | 5,071 | 1,016 | 405 | 130 | 708 | 82 | 60 |
| 170 | 3 | 99 | 2 | 149 | 1 | 719 | 5 | 1,709 | 10 | 1,369 | 12 | 55 | | 210 | 2 | 51 |
| 355 | | 267 | 4 | 442 | 2 | 1,718 | 2 | 9,014 | 13 | 2,332 | 7 | 465 | 1 | 631 | 2 | 52 |
| 23 | | 37 | 2 | 44 | | 99 | 2 | 481 | 28 | 219 | 9 | 30 | 4 | 40 | 2 | 53 |
| 31 | | 76 | 1 | 39 | | 260 | 1 | 983 | 2 | 209 | | 69 | | 39 | | 54 |
| 27 | | 49 | | 75 | 2 | 175 | 4 | 1,412 | 46 | 304 | 19 | 59 | 2 | 61 | 2 | 55 |
| 27 | | 20 | | 20 | | 53 | | 131 | 5 | 59 | | 18 | | 16 | | 56 |
| 379 | 9 | 527 | 14 | 534 | 23 | 1,716 | 26 | 7,961 | 434 | 1,303 | 73 | 547 | 36 | 734 | 34 | 57 |
| 32 | | 15 | 2 | 34 | | 1,061 | 3 | 1,061 | 5 | 297 | 1 | 24 | | 49 | | 58 |
| 20 | 1 | 55 | 8 | 31 | 3 | 127 | 11 | 1,873 | 193 | 402 | 44 | 21 | 14 | 131 | 2 | 59 |
| 47 | 2 | 55 | | 104 | 1 | 151 | 1 | 1,385 | 20 | 662 | 6 | 55 | 3 | 172 | 2 | 60 |
| 40 | 23 | 22 | | 25 | 4 | 150 | 47 | 977 | 565 | 185 | 84 | 30 | 50 | 36 | 13 | 61 |
| 6 | 1 | 68 | | 24 | 1 | 316 | 4 | 2,540 | 28 | 344 | 4 | 3 | | 31 | | 62 |
| 268 | 113 | 331 | 139 | 457 | 197 | 1,954 | 334 | 8,951 | 2,585 | 2,032 | 475 | 412 | 189 | 678 | 215 | 63 |
| 160 | | 745 | | 746 | 1 | 2,039 | 3 | 3,396 | 34 | 3,393 | 4 | 396 | | 537 | 1 | 64 |
| 7 | 115 | 35 | 77 | 27 | 162 | 167 | 456 | 545 | 2,319 | 261 | 904 | 5 | 67 | 102 | 172 | 65 |
| 41 | | 70 | | 101 | | 262 | | 3,381 | | 769 | | 42 | | 146 | | 66 |
| 7 | | 14 | | 28 | | 101 | | 212 | | 111 | | 10 | | 13 | | 67 |
| 16 | 15 | 31 | 62 | 27 | 65 | 158 | 60 | 471 | 350 | 237 | 121 | 10 | 15 | 30 | 25 | 68 |
| 6 | | 16 | 2 | 9 | | 19 | | 142 | 4 | 39 | | 14 | | 14 | | 69 |
| 15 | | 61 | 3 | 92 | 1 | 194 | 9 | 1,427 | 72 | 502 | 22 | 37 | | 46 | 2 | 70 |
| 5,072 | 1,198 | 3,373 | 516 | 5,274 | 1,001 | 11,809 | 4,006 | 74,326 | 18,290 | 16,620 | 4,706 | 5,747 | 2,092 | 4,840 | 811 | 71 |
| 412 | | 488 | | 406 | | 1,817 | 4 | 5,637 | 3 | 1,824 | 3 | 438 | 1 | 572 | 1 | 72 |
| 140 | | 53 | | 102 | | 649 | 3 | 2,184 | 2 | 585 | | 216 | | 271 | | 73 |
| 370 | | 307 | | 269 | | 727 | 1 | 4,218 | 16 | 1,075 | 20 | 265 | 1 | 271 | | 74 |
| 12 | | 15 | | 15 | | 144 | 1 | 921 | 2 | 129 | | 4 | | 41 | | 75 |
| 20 | | 30 | | 10 | | 159 | | 505 | | 119 | | 1 | | 55 | | 76 |
| 73 | | 106 | | 62 | | 321 | | 1,553 | 1 | 430 | | 74 | 1 | 113 | | 77 |
| 1 | | 1 | | 10 | | 9 | | 271 | | 20 | | 15 | | 9 | | 78 |
| 6 | | 4 | | 1 | | 35 | 2 | 69 | | 23 | | 10 | | 12 | | 79 |

*

TABLE 94.—TOTAL PERSONS 10 YEARS OF AGE AND OVER ENGAGED IN EACH SPECIFIED OCCUPATION,

| OCCUPATIONS. | QUINCY, ILL. | | RACINE, WIS. | | READING, PA. | | RICHMOND, VA. | | ROCHESTER, N. Y. | |
|---|--------------|----------|--------------|----------|--------------|----------|---------------|----------|------------------|----------|
| | Males. | Females. | Males. | Females. | Males. | Females. | Males. | Females. | Males. | Females. |
| Manufacturing and mechanical pursuits ¹ —Con. | | | | | | | | | | |
| <i>Chemicals and allied products.</i> | | | | | | | | | | |
| 80 Oil well and oil works employees | 1 | | | | | | 1 | | 45 | 3 |
| 81 Other chemical workers | 1 | | | | 2 | | 27 | 2 | 22 | 26 |
| <i>Clay, glass, and stone products.</i> | | | | | | | | | | |
| 82 Brick and tile makers, etc | 79 | | 33 | | 92 | | 29 | | 35 | |
| 83 Glass workers | 2 | | 1 | | 42 | 22 | 29 | | 123 | 22 |
| 84 Marble and stone cutters | 38 | | 10 | | 106 | | 133 | | 158 | |
| 85 Potters | | | | | 6 | | 1 | | 10 | |
| <i>Fishing and mining.</i> | | | | | | | | | | |
| 86 Fishermen and oystermen ¹ | 26 | | 14 | | 3 | | 5 | | 1 | |
| 87 Miners and quarrymen ¹ | 38 | | 4 | | 14 | | 20 | | 19 | |
| <i>Food and kindred products.</i> | | | | | | | | | | |
| 88 Bakers | 52 | 4 | 34 | 2 | 258 | 3 | 133 | 2 | 326 | 15 |
| 89 Butchers | 96 | | 76 | | 166 | | 98 | | 481 | |
| 90 Butter and cheese makers | 13 | 1 | | | 7 | | 2 | 1 | 13 | 5 |
| 91 Confectioners | 31 | 16 | 6 | 12 | 126 | 105 | 73 | 10 | 130 | 125 |
| 92 Millers | 21 | | 8 | | 13 | | 31 | | 128 | |
| 93 Other food preparers | 19 | | 13 | 32 | 1 | | 8 | 2 | 57 | 99 |
| <i>Iron and steel and their products.</i> | | | | | | | | | | |
| 94 Blacksmiths | 167 | | 427 | 1 | 392 | 2 | 326 | 1 | 418 | 1 |
| 95 Iron and steel workers ¹ | 510 | | 691 | | 3,074 | 18 | 580 | 1 | 323 | 6 |
| 96 Machinists | 159 | | 533 | | 1,195 | 3 | 675 | 4 | 1,682 | |
| 97 Steam boiler makers | 25 | | 98 | | 142 | | 107 | 4 | 49 | |
| 98 Stove, furnace, and grate makers | 186 | | | | 237 | | 30 | | 146 | |
| 99 Tool and cutlery makers | 33 | | 8 | | 11 | | 5 | 1 | 96 | 1 |
| 100 Wheelwrights | 8 | | 37 | | 22 | | 27 | | 6 | |
| 101 Wire workers | 1 | | 40 | | 7 | | 4 | | 23 | |
| <i>Leather and its finished products.</i> | | | | | | | | | | |
| 102 Boot and shoe makers and repairers | 56 | 3 | 221 | 118 | 247 | 43 | 207 | | 2,869 | 1,423 |
| 103 Harness and saddle makers and repairers | 87 | 1 | 17 | | 25 | 4 | 50 | | 81 | |
| 104 Leather curriers and tanners | 1 | | 74 | 3 | 43 | 3 | 14 | | 43 | 5 |
| 105 Trunk and leather-case makers, etc | 3 | | 151 | 16 | 2 | | 48 | 1 | 60 | 5 |
| <i>Liquors and beverages.</i> | | | | | | | | | | |
| 106 Bottlers and soda water makers, etc | 16 | | 2 | | 14 | | 17 | | 25 | 6 |
| 107 Brewers and malsters | 52 | | 11 | | 50 | | 17 | | 219 | 1 |
| 108 Distillers and rectifiers | | | | | 1 | | 6 | | 14 | |
| <i>Lumber and its remanufactures.</i> | | | | | | | | | | |
| 109 Cabinet makers | 119 | | 9 | | 38 | | 41 | 2 | 518 | 4 |
| 110 Coopers | 43 | | 3 | | 23 | | 87 | 2 | 208 | 1 |
| 111 Saw and planing mill employees | 180 | | 51 | | 34 | | 58 | 1 | 122 | 1 |
| 112 Other woodworkers | 139 | 2 | 279 | 2 | 57 | 12 | 96 | 9 | 1,233 | 18 |
| <i>Metals and metal products other than iron and steel.</i> | | | | | | | | | | |
| 113 Brass workers | 7 | | 10 | | 159 | 8 | 10 | | 278 | 1 |
| 114 Clock and watch makers and repairers | 10 | | 7 | | 21 | | 18 | | 32 | |
| 115 Gold and silver workers | | | | | 8 | 30 | 2 | | 409 | 151 |
| 116 Tinplate and tinware makers | 84 | | 39 | | 189 | | 146 | 6 | 422 | 1 |
| 117 Other metal workers | 46 | | 45 | | 257 | 9 | 40 | | 286 | 11 |
| <i>Paper and printing.</i> | | | | | | | | | | |
| 118 Bookbinders | 35 | 74 | 2 | 5 | 16 | 11 | 48 | 58 | 71 | 92 |
| 119 Box makers (paper) | 1 | 6 | 1 | 12 | 13 | 102 | 9 | 147 | 86 | 370 |
| 120 Engravers | 5 | 3 | | | 6 | | | | 54 | 7 |
| 121 Paper and pulp mill operatives | 41 | 1 | 4 | 5 | 45 | 23 | 26 | 22 | 43 | 17 |
| 122 Printers, lithographers, and pressmen | 140 | 5 | 73 | 14 | 219 | 11 | 371 | 23 | 943 | 113 |
| <i>Textiles.</i> | | | | | | | | | | |
| 123 Bleachery and dye works operatives | 6 | 3 | 7 | 1 | 51 | 1 | 16 | 4 | 27 | 8 |
| 124 Carpet factory operatives ¹ | 4 | | 4 | | 16 | | | | 12 | 6 |
| 125 Cotton mill operatives | | | | | 30 | 226 | 2 | 2 | 23 | 65 |
| 126 Hosiery and knitting mill operatives | | | 6 | 45 | 216 | 1,143 | | | 7 | 124 |
| 127 Silk mill operatives | 1 | | | 1 | 20 | 216 | | | 5 | 10 |
| 128 Woolen mill operatives | | | 18 | 47 | 19 | 16 | 1 | | 22 | 20 |
| 129 Other textile mill operatives | 2 | 1 | 7 | 18 | 63 | 97 | 11 | 16 | 47 | 173 |
| 130 Dressmakers | | 249 | | 191 | | 743 | | 566 | 7 | 1,643 |
| 131 Hat and cap makers | | | | | 499 | 265 | | 2 | 2 | 4 |
| 132 Milliners | 2 | 115 | 1 | 49 | | 183 | 3 | 90 | 4 | 335 |
| 133 Seamstresses | 1 | 406 | | 183 | 1 | 181 | 6 | 445 | 48 | 538 |
| 134 Shirt, collar, and cuff makers | 28 | 30 | | 11 | 12 | 71 | 12 | 19 | 6 | 10 |
| 135 Tailors and tailoresses | 82 | 25 | 66 | 60 | 223 | 237 | 143 | 50 | 2,684 | 2,963 |
| 136 Other textile workers | 3 | 2 | 5 | 7 | 7 | 11 | 4 | 2 | 28 | 50 |
| <i>Miscellaneous industries.</i> | | | | | | | | | | |
| 137 Broom and brush makers | 5 | | 1 | | 35 | 1 | 20 | | 23 | |
| 138 Charcoal, coke, and lime burners | 8 | | | | 1 | | 4 | | 1 | |
| 139 Engineers and firemen (not locomotive) ¹ | 184 | | 139 | | 270 | 1 | 308 | | 714 | |
| 140 Glove makers | | | 1 | | | 10 | | | 2 | |
| 141 Manufacturers and officials, etc | 221 | 10 | 236 | 4 | 474 | 7 | 458 | 12 | 1,265 | 37 |
| 142 Model and pattern makers | 29 | | 42 | | 117 | 1 | 29 | | 89 | |
| 143 Photographers | 17 | 3 | 13 | 1 | 33 | 7 | 20 | 1 | 97 | 29 |
| 144 Rubber factory operatives | | | 6 | 6 | | | 1 | | 6 | 4 |
| 145 Tobacco and cigar factory operatives | 113 | 12 | 56 | 1 | 508 | 450 | 1,021 | 1,378 | 336 | 117 |
| 146 Upholsters | 34 | | 70 | 10 | 67 | 3 | 50 | | 222 | 14 |
| 147 Other miscellaneous industries | 352 | 45 | 546 | 98 | 1,104 | 190 | 624 | 144 | 2,781 | 1,019 |

*

¹See explanatory notes in table 91.

STATISTICS OF POPULATION.

TABLE 94.—TOTAL PERSONS 10 YEARS OF AGE AND OVER ENGAGED IN EACH SPECIFIED OCCUPATION,

| OCCUPATIONS. | SAN ANTONIO, TEX. | | SAN FRANCISCO, CAL. | | SAVANNAH, GA. | | SCHENECTADY, N. Y. | | SCRANTON, PA. | |
|---|-------------------|----------|---------------------|----------|---------------|----------|--------------------|----------|---------------|----------|
| | Males. | Females. | Males. | Females. | Males. | Females. | Males. | Females. | Males. | Females. |
| 1 Population 10 years of age and over..... | 20,258 | 21,280 | 157,827 | 181,168 | 20,897 | 23,123 | 13,999 | 11,734 | 39,084 | 38,718 |
| 2 All occupations ¹ | 15,106 | 4,034 | 133,638 | 30,225 | 17,715 | 9,070 | 11,896 | 2,330 | 32,547 | 8,782 |
| 3 Agricultural pursuits..... | 543 | 16 | 2,318 | 50 | 209 | 63 | 76 | | 146 | 8 |
| 4 Agricultural laborers ¹ | 213 | 6 | 1,075 | 8 | 104 | 59 | 46 | | 85 | 3 |
| 5 Dairymen and dairywomen..... | 23 | 5 | 231 | 3 | 1 | | 1 | | 1 | |
| 6 Farmers, planters, and overseers..... | 166 | 3 | 370 | 20 | 48 | 4 | 18 | | 29 | 1 |
| 7 Gardeners, florists, nurserymen, etc..... | 30 | 2 | 343 | 16 | 20 | | 9 | | 24 | 4 |
| 8 Lumbermen and raftsmen..... | 1 | | 128 | | 8 | | 2 | | 1 | |
| 9 Stock raisers, herders, and drovers..... | 96 | | 131 | 1 | 8 | | | | | |
| 10 Turpentine farmers and laborers..... | | | | | 2 | | | | | |
| 11 Wood choppers..... | 13 | | 32 | | 16 | | | | 6 | |
| 12 Other agricultural pursuits..... | 1 | | 8 | 2 | 2 | | | | | |
| 13 Professional service..... | 1,010 | 319 | 8,328 | 3,129 | 713 | 302 | 881 | 152 | 1,120 | 787 |
| 14 Actors, professional showmen, etc..... | 18 | 8 | 518 | 196 | 20 | 11 | 14 | 2 | 9 | 1 |
| 15 Architects, designers, draughtsmen, etc..... | 31 | | 456 | 11 | 9 | | 228 | 2 | 100 | 4 |
| 16 Artists and teachers of art..... | 14 | 9 | 236 | 252 | 4 | 4 | 2 | 3 | 17 | 16 |
| 17 Clergymen..... | 84 | 3 | 322 | 38 | 111 | | 26 | 1 | 119 | 8 |
| 18 Dentists..... | 29 | 1 | 481 | 19 | 25 | | 13 | | 43 | |
| 19 Electricians..... | 82 | | 823 | 3 | 53 | | 178 | | 74 | |
| 20 Engineers (civil, etc.) and surveyors..... | 60 | | 755 | 1 | 80 | | 205 | 1 | 135 | 1 |
| 21 Journalists..... | 40 | 3 | 396 | 41 | 21 | 1 | 7 | 2 | 62 | 4 |
| 22 Lawyers..... | 194 | 1 | 1,202 | 13 | 109 | | 60 | | 173 | |
| 23 Literary and scientific persons..... | 7 | 1 | 244 | 59 | 8 | | 8 | 3 | 15 | 14 |
| 24 Musicians and teachers of music..... | 104 | 48 | 769 | 650 | 41 | 39 | 18 | 18 | 61 | 82 |
| 25 Officials (government)..... | 104 | 3 | 665 | 10 | 79 | | 23 | | 79 | 5 |
| 26 Physicians and surgeons..... | 135 | 9 | 1,097 | 176 | 98 | 3 | 48 | 3 | 138 | 13 |
| 27 Teachers and professors in colleges, etc..... | 97 | 233 | 311 | 1,691 | 46 | 244 | 39 | 114 | 83 | 577 |
| 28 Other professional service..... | 11 | | 108 | 69 | 9 | | 12 | 3 | 12 | 12 |
| 29 Domestic and personal service..... | 4,548 | 2,667 | 30,937 | 12,019 | 5,838 | 7,037 | 2,445 | 980 | 7,119 | 3,087 |
| 30 Barbers and hairdressers..... | 159 | 4 | 1,410 | 260 | 162 | 2 | 86 | 3 | 222 | 7 |
| 31 Bartenders..... | 174 | 1 | 1,477 | 13 | 126 | | 65 | | 210 | |
| 32 Boarding and lodging house keepers..... | 11 | 187 | 297 | 1,173 | 10 | 218 | 4 | 84 | 7 | 84 |
| 33 Hotel keepers..... | 22 | 6 | 336 | 66 | 12 | 5 | 61 | 3 | 173 | 3 |
| 34 Housekeepers and stewards ¹ | 6 | 49 | 389 | 627 | 34 | 164 | 5 | 57 | 10 | 247 |
| 35 Janitors and sextons..... | 49 | 4 | 619 | 78 | 48 | 2 | 19 | 4 | 94 | 18 |
| 36 Laborers (not specified) ¹ | 2,408 | 73 | 9,570 | 160 | 4,241 | 103 | 1,916 | 101 | 5,705 | 43 |
| 37 Launderers and laundresses..... | 77 | 945 | 2,908 | 1,084 | 76 | 3,175 | 34 | 34 | 31 | 213 |
| 38 Nurses and midwives..... | 17 | 170 | 145 | 1,429 | 14 | 361 | 5 | 42 | 5 | 174 |
| 39 Restaurant keepers..... | 42 | 24 | 627 | 41 | 32 | 15 | 10 | 1 | 27 | |
| 40 Saloon keepers..... | 151 | 5 | 1,442 | 80 | 45 | | 60 | 1 | 40 | 3 |
| 41 Servants and waiters..... | 638 | 1,224 | 6,995 | 6,837 | 680 | 2,986 | 91 | 647 | 203 | 2,236 |
| 42 Soldiers, sailors, and marines (U. S.)..... | 568 | | 2,195 | | 15 | | 11 | | 60 | |
| 43 Watchmen, policemen, firemen, etc..... | 163 | | 1,691 | 5 | 309 | | 61 | 1 | 292 | |
| 44 Other domestic and personal service..... | 63 | 5 | 841 | 166 | 34 | 6 | 17 | 2 | 40 | 9 |
| 45 Trade and transportation..... | 5,539 | 423 | 49,691 | 5,563 | 7,342 | 638 | 2,328 | 346 | 7,230 | 1,277 |
| 46 Agents..... | 349 | 14 | 2,513 | 111 | 296 | 14 | 105 | 3 | 475 | 22 |
| 47 Bankers and brokers..... | 90 | 4 | 1,346 | 4 | 113 | | 30 | | 61 | |
| 48 Boatmen and sailors ¹ | 3 | | 6,218 | 2 | 326 | | 7 | | 4 | |
| 49 Bookkeepers and accountants ¹ | 261 | 23 | 2,371 | 939 | 318 | 56 | 171 | 41 | 480 | 222 |
| 50 Clerks and copyists ¹ | 527 | 37 | 6,881 | 498 | 1,500 | 93 | 444 | 36 | 817 | 240 |
| 51 Commercial travelers..... | 241 | | 1,142 | 7 | 96 | | 13 | | 165 | 1 |
| 52 Draymen, hackmen, teamsters, etc..... | 736 | 1 | 5,097 | 10 | 612 | 4 | 194 | | 1,083 | 1 |
| 53 Foremen and overseers..... | 49 | | 244 | 28 | 61 | | 18 | | 104 | 5 |
| 54 Hostlers..... | 109 | 1 | 557 | | 65 | 2 | 36 | | 98 | |
| 55 Hucksters and peddlers..... | 139 | 17 | 875 | 20 | 149 | 131 | 18 | | 229 | 27 |
| 56 Livery stable keepers..... | 17 | 1 | 119 | 1 | 15 | | 9 | | 19 | |
| 57 Merchants and dealers (except wholesale)..... | 834 | 39 | 8,324 | 523 | 813 | 57 | 398 | 12 | 849 | 39 |
| 58 Merchants and dealers (wholesale)..... | 88 | 1 | 782 | 3 | 75 | | 13 | | 47 | |
| 59 Messengers and errand and office boys..... | 72 | 5 | 1,009 | 29 | 149 | 1 | 71 | 1 | 154 | 6 |
| 60 Officials of banks and companies..... | 117 | 3 | 956 | 3 | 147 | 1 | 27 | | 88 | |
| 61 Packers and shippers..... | 20 | 7 | 451 | 153 | 18 | 7 | 9 | | 11 | 24 |
| 62 Porters and helpers (in stores, etc.)..... | 137 | 2 | 904 | 14 | 624 | 3 | 13 | | 24 | |
| 63 Salesmen and saleswomen..... | 638 | 171 | 5,554 | 1,434 | 459 | 166 | 319 | 115 | 921 | 519 |
| 64 Steam railroad employees..... | 837 | 1 | 955 | 3 | 1,083 | | 313 | 2 | 1,222 | |
| 65 Stenographers and typewriters ¹ | 53 | 69 | 291 | 1,310 | 135 | 74 | 32 | 129 | 71 | 133 |
| 66 Street railway employees..... | 113 | | 1,430 | | 121 | | 18 | | 197 | |
| 67 Telegraph and telephone linemen..... | 17 | | 92 | | 22 | | 7 | | 14 | |
| 68 Telegraph and telephone operators..... | 43 | 26 | 202 | 441 | 44 | 25 | 7 | 7 | 57 | 29 |
| 69 Undertakers..... | 16 | 1 | 130 | 5 | 16 | 1 | 12 | | 23 | 1 |
| 70 Other persons in trade and transportation..... | 33 | | 748 | 25 | 90 | 3 | 30 | | 62 | 8 |
| 71 Manufacturing and mechanical pursuits ¹ | 3,466 | 609 | 42,359 | 9,464 | 3,613 | 1,030 | 6,166 | 852 | 16,932 | 3,723 |
| <i>Building trades.</i> | | | | | | | | | | |
| 72 Carpenters and joiners..... | 558 | | 3,815 | 3 | 732 | | 470 | | 1,019 | 1 |
| 73 Masons (brick and stone)..... | 97 | | 524 | | 101 | | 155 | | 287 | 1 |
| 74 Painters, glaziers, and varnishers..... | 244 | | 2,417 | 10 | 238 | | 245 | | 445 | 1 |
| 75 Paper hangers..... | 15 | | 163 | | 7 | | 10 | | 11 | |
| 76 Plasterers..... | 18 | | 248 | | 57 | | 2 | 2 | 87 | |
| 77 Plumbers and gas and steam fitters..... | 71 | | 1,486 | | 104 | | 131 | | 204 | |
| 78 Roofers and slaters..... | 2 | | 97 | | | | 12 | | 18 | |
| 79 Mechanics (not otherwise specified)..... | 5 | | 104 | | 7 | | 19 | | 4 | |

*

¹ See explanatory notes in table 91.

OCCUPATIONS.

CLASSIFIED BY SEX, FOR CITIES HAVING 25,000 INHABITANTS OR MORE: 1900—Continued.

| SEATTLE, WASH. | | SIOUX CITY, IOWA. | | SOMERVILLE, MASS. | | SOUTH BEND, IND. | | SOUTH OMAHA, NEBR. | | SPOKANE, WASH. | | SPRINGFIELD, ILL. | | |
|----------------|----------|-------------------|----------|-------------------|----------|------------------|----------|--------------------|----------|----------------|----------|-------------------|----------|----|
| Males. | Females. | Males. | Females. | Males. | Females. | Males. | Females. | Males. | Females. | Males. | Females. | Males. | Females. | |
| 45,918 | 23,587 | 13,227 | 12,468 | 23,248 | 26,191 | 14,239 | 13,573 | 12,682 | 7,158 | 17,939 | 12,538 | 13,296 | 14,244 | 1 |
| 40,094 | 4,774 | 10,431 | 2,674 | 18,869 | 5,866 | 11,816 | 2,909 | 11,271 | 1,890 | 15,356 | 2,459 | 10,415 | 2,825 | 2 |
| 1,280 | 9 | 533 | 9 | 109 | 2 | 114 | | 424 | 4 | 467 | 6 | 152 | | 3 |
| 202 | 1 | 199 | 4 | 66 | | 37 | | 138 | | 120 | 1 | 66 | 2 | 4 |
| 23 | 1 | 9 | | 1 | | 13 | | 1 | | 8 | | 7 | | 5 |
| 285 | 3 | 223 | 4 | 13 | 1 | 30 | | 54 | 4 | 169 | 3 | 37 | | 6 |
| 72 | 1 | 15 | | 28 | 1 | 13 | | 14 | | 59 | 2 | 40 | | 7 |
| 636 | 2 | 3 | | | | 21 | | 4 | | 70 | | 1 | | 8 |
| 35 | | 83 | | 1 | | | | 212 | | 27 | | 1 | | 9 |
| 26 | | | | | | | | 1 | | 14 | | | | 10 |
| 1 | 1 | 1 | 1 | | | | | | | | | | | 11 |
| 2,312 | 717 | 593 | 335 | 980 | 566 | 414 | 210 | 193 | 126 | 1,075 | 373 | 569 | 339 | 12 |
| 109 | 93 | 35 | 10 | 27 | 6 | 15 | 3 | 1 | | 68 | 18 | 20 | 2 | 14 |
| 84 | 3 | 11 | | 85 | 4 | 25 | | 3 | | 44 | 1 | 20 | | 15 |
| 35 | 47 | 7 | 16 | 51 | 38 | 6 | 6 | | | 11 | 23 | 4 | 6 | 16 |
| 120 | 8 | 58 | 4 | 64 | 1 | 39 | 2 | 22 | 1 | 68 | 8 | 62 | 1 | 17 |
| 83 | 2 | 31 | | 29 | 1 | 21 | | 5 | | 32 | 1 | 20 | 2 | 18 |
| 205 | | 33 | | 127 | | 34 | | 29 | | 79 | 1 | 46 | 1 | 19 |
| 368 | | 23 | | 122 | | 22 | | 5 | | 106 | | 13 | | 20 |
| 98 | 5 | 23 | 1 | 38 | 5 | 17 | 9 | 12 | | 36 | | 29 | 3 | 21 |
| 466 | 2 | 140 | 2 | 65 | 1 | 72 | 3 | 28 | | 250 | | 123 | 1 | 22 |
| 56 | 8 | 4 | 10 | 29 | 24 | 4 | 4 | 2 | 6 | 34 | 7 | 4 | 6 | 23 |
| 158 | 130 | 33 | 54 | 73 | 125 | 21 | 30 | 12 | 16 | 81 | 61 | 21 | 48 | 24 |
| 128 | 3 | 61 | 6 | 81 | 1 | 35 | 1 | 42 | 1 | 60 | 2 | 69 | 4 | 25 |
| 233 | 17 | 32 | 12 | 88 | 14 | 62 | 9 | 20 | 2 | 112 | 10 | 73 | 7 | 26 |
| 133 | 395 | 35 | 218 | 86 | 340 | 34 | 145 | 9 | 100 | 78 | 238 | 48 | 256 | 27 |
| 23 | 4 | 11 | 2 | 15 | 6 | 7 | 1 | 3 | | 16 | 3 | 17 | 2 | 28 |
| 10,712 | 2,090 | 1,708 | 1,103 | 1,871 | 1,906 | 3,925 | 834 | 3,895 | 622 | 3,353 | 1,094 | 2,041 | 1,376 | 29 |
| 332 | 71 | 91 | 15 | 134 | 7 | 74 | 12 | 71 | 2 | 161 | 19 | 112 | 7 | 30 |
| 329 | 1 | 106 | 2 | 23 | | 68 | | 80 | | 196 | | 111 | 1 | 31 |
| 45 | 137 | 7 | 48 | 3 | 69 | 5 | 39 | 10 | 50 | 33 | 115 | 11 | 80 | 32 |
| 157 | 44 | 33 | 1 | 14 | 1 | 13 | 2 | 8 | 3 | 58 | 6 | 19 | 4 | 33 |
| 119 | 137 | 7 | 69 | 14 | 213 | 7 | 56 | | 25 | 12 | 67 | 2 | 62 | 34 |
| 79 | 4 | 59 | 5 | 96 | | 31 | | 24 | 1 | 60 | | 32 | 5 | 35 |
| 6,436 | 40 | 930 | 31 | 1,039 | 13 | 3,329 | 98 | 3,380 | 62 | 1,729 | 15 | 1,137 | 15 | 36 |
| 307 | 137 | 41 | 146 | 94 | 156 | 28 | 82 | 14 | 42 | 221 | 85 | 28 | 193 | 37 |
| 19 | 213 | 2 | 76 | 26 | 161 | 1 | 49 | 26 | 8 | 8 | 145 | 1 | 121 | 38 |
| 133 | 19 | 22 | 6 | 69 | 2 | 13 | | 10 | 1 | 62 | 8 | 25 | 3 | 39 |
| 212 | 2 | 71 | 9 | 9 | | 102 | 1 | 100 | | 152 | 2 | 109 | 1 | 40 |
| 1,927 | 1,217 | 220 | 703 | 103 | 1,276 | 123 | 491 | 92 | 409 | 465 | 620 | 235 | 881 | 41 |
| 241 | | 19 | | 12 | | 18 | | | | 10 | | 17 | | 42 |
| 242 | | 72 | | 209 | 1 | 102 | | 94 | | 143 | 1 | 134 | | 43 |
| 73 | 18 | 28 | 1 | 26 | 7 | 11 | 4 | 12 | 1 | 43 | 11 | 18 | 3 | 44 |
| 12,150 | 952 | 3,972 | 586 | 8,911 | 1,661 | 2,433 | 465 | 1,824 | 170 | 5,393 | 496 | 3,425 | 477 | 45 |
| 771 | 18 | 335 | 16 | 403 | 27 | 170 | 17 | 95 | 3 | 446 | 11 | 259 | 14 | 46 |
| 311 | 1 | 85 | | 66 | | 13 | | 25 | | 280 | | 43 | | 47 |
| 2,725 | 1 | 3 | | 60 | | 2 | | 2 | | 12 | | 1 | | 48 |
| 626 | 123 | 192 | 85 | 572 | 469 | 143 | 111 | 117 | 16 | 368 | 69 | 176 | 31 | 49 |
| 1,446 | 163 | 574 | 118 | 1,106 | 242 | 299 | 56 | 312 | 56 | 563 | 69 | 494 | 104 | 50 |
| 240 | 4 | 241 | 1 | 301 | | 112 | 1 | 27 | | 133 | | 118 | 2 | 51 |
| 1,032 | | 437 | 3 | 1,294 | 1 | 359 | 1 | 255 | | 614 | 1 | 404 | 1 | 52 |
| 83 | 2 | 52 | | 94 | 10 | 13 | 1 | 15 | | 36 | 1 | 35 | | 53 |
| 38 | | 50 | | 99 | | 50 | | 26 | | 27 | | 63 | | 54 |
| 72 | 2 | 48 | | 137 | | 17 | | 11 | 1 | 28 | | 29 | 1 | 55 |
| 20 | | 19 | | 25 | | 24 | | 10 | | 44 | | 32 | | 56 |
| 1,725 | 54 | 465 | 10 | 1,324 | 85 | 384 | 3 | 233 | 8 | 809 | 11 | 600 | 10 | 57 |
| 112 | | 99 | 1 | 174 | 1 | 32 | | 58 | | 45 | | 36 | | 58 |
| 105 | 1 | 36 | 4 | 145 | 14 | 19 | 3 | 23 | 1 | 40 | | 50 | | 59 |
| 277 | 4 | 102 | 2 | 180 | 4 | 36 | 3 | 23 | | 98 | 1 | 61 | 3 | 60 |
| 110 | 12 | 43 | 23 | 229 | 66 | 18 | 6 | 8 | | 22 | 7 | 6 | | 61 |
| 121 | | 59 | | 48 | | 22 | | 39 | 1 | 58 | | 38 | | 62 |
| 1,061 | 174 | 327 | 119 | 1,451 | 372 | 384 | 147 | 145 | 44 | 541 | 107 | 349 | 115 | 63 |
| 638 | | 572 | | 690 | 1 | 161 | | 311 | 1 | 893 | | 552 | | 64 |
| 81 | 312 | 23 | 153 | 28 | 295 | 22 | 87 | 13 | 25 | 71 | 140 | 23 | 105 | 65 |
| 295 | | 87 | | 285 | | 55 | | 8 | | 39 | | 78 | | 66 |
| 43 | | 21 | | 34 | | 17 | | 37 | | 78 | | 37 | | 67 |
| 78 | 75 | 50 | 31 | 59 | 67 | 27 | 27 | 17 | 10 | 78 | 78 | 35 | 23 | 68 |
| 19 | | 10 | 1 | 21 | | 10 | | 5 | | 10 | | 13 | | 69 |
| 91 | 1 | 42 | 14 | 36 | 7 | 44 | 2 | 46 | | 56 | 1 | 22 | | 70 |
| 13,640 | 1,006 | 3,625 | 641 | 6,998 | 1,731 | 4,930 | 1,400 | 4,935 | 468 | 5,068 | 490 | 4,228 | 631 | 71 |
| 1,890 | | 469 | | 814 | | 431 | | 366 | | 865 | | 503 | | 72 |
| 290 | | 97 | | 218 | | 188 | | 71 | | 256 | 2 | 145 | | 73 |
| 475 | 2 | 211 | 2 | 498 | 1 | 568 | | 99 | 5 | 263 | | 253 | | 74 |
| 39 | | 31 | | 49 | | 19 | | 19 | | 19 | | 20 | | 75 |
| 110 | | 29 | | 73 | | 21 | | 36 | | 88 | | 48 | | 76 |
| 277 | | 85 | | 262 | | 74 | | 72 | 1 | 133 | | 31 | | 77 |
| 7 | | 12 | | 28 | | 12 | | 2 | | 6 | | 4 | | 78 |
| 62 | | 3 | | 15 | | 10 | | 7 | | 12 | | 1 | | 79 |

*

TABLE 94.—TOTAL PERSONS 10 YEARS OF AGE AND OVER ENGAGED IN EACH SPECIFIED OCCUPATION,

| OCCUPATIONS. | SAN ANTONIO, TEX. | | SAN FRANCISCO, CAL. | | SAVANNAH, GA. | | SCHENECTADY, N. Y. | | SCRANTON, PA. | |
|---|-------------------|----------|---------------------|----------|---------------|----------|--------------------|----------|---------------|----------|
| | Males. | Females. | Males. | Females. | Males. | Females. | Males. | Females. | Males. | Females. |
| Manufacturing and mechanical pursuits ¹ —Con. | | | | | | | | | | |
| <i>Chemicals and allied products.</i> | | | | | | | | | | |
| 80 Oil well and oil works employees..... | 7 | | 86 | | 41 | | | | | |
| 81 Other chemical workers..... | | | 58 | 6 | 9 | | | | | |
| <i>Clay, glass, and stone products.</i> | | | | | | | | | | |
| 82 Brick and tile makers, etc..... | 10 | | 26 | | 4 | | | | 46 | 1 |
| 83 Glass workers..... | | | 201 | 3 | | | | | 9 | |
| 84 Marble and stone cutters..... | 49 | | 300 | | 21 | | 33 | | 128 | |
| 86 Potters..... | 2 | | 10 | | 1 | | | 1 | | |
| <i>Fishing and mining.</i> | | | | | | | | | | |
| 86 Fishermen and oystermen ¹ | | | 575 | 1 | 47 | | | | | |
| 87 Miners and quarrymen ¹ | 10 | | 1,035 | 1 | | | 13 | | 3,485 | 30 |
| <i>Food and kindred products.</i> | | | | | | | | | | |
| 88 Bakers..... | 105 | 2 | 1,110 | 61 | 93 | 3 | 59 | 3 | 108 | 12 |
| 89 Butchers..... | 184 | 4 | 1,198 | 3 | 164 | | 76 | | 137 | |
| 90 Butter and cheese makers..... | 42 | 1 | 124 | 4 | 5 | 6 | 1 | | 6 | 2 |
| 91 Confectioners..... | 59 | 14 | 322 | 100 | 30 | 1 | 7 | | 21 | 5 |
| 92 Millers..... | 17 | | 111 | 1 | 1 | | 10 | | 21 | |
| 93 Other food preparers..... | 8 | | 521 | 144 | 4 | 1 | | | 4 | |
| <i>Iron and steel and their products.</i> | | | | | | | | | | |
| 94 Blacksmiths..... | 205 | 1 | 1,313 | | 173 | 1 | 264 | | 413 | |
| 95 Iron and steel workers ¹ | 46 | | 1,679 | 4 | 62 | | 653 | 1 | 1,505 | 1 |
| 96 Machinists..... | 202 | 1 | 2,588 | 10 | 247 | | 2,024 | 9 | 794 | 1 |
| 97 Steam boiler makers..... | 37 | | 640 | | 47 | | 253 | | 119 | |
| 98 Stove, furnace, and grate makers..... | 1 | | 19 | | | | 1 | | 39 | |
| 99 Tool and cutlery makers..... | 3 | | 72 | | 1 | | 31 | | 2 | |
| 100 Wheelwrights..... | 9 | | 60 | | 14 | | 2 | | 23 | |
| 101 Wire workers..... | | | 125 | | | | 13 | 19 | 2 | |
| <i>Leather and its finished products.</i> | | | | | | | | | | |
| 102 Boot and shoe makers and repairers..... | 102 | 1 | 1,360 | 152 | 93 | | 43 | 1 | 137 | 3 |
| 103 Harness and saddle makers and repairers..... | 73 | | 317 | 3 | 20 | | 10 | | 31 | |
| 104 Leather curriers and tanners..... | 7 | | 582 | 8 | 1 | | 4 | | 3 | |
| 105 Trunk and leather-case makers, etc..... | 4 | | 73 | 7 | 8 | | | | | |
| <i>Liquors and beverages.</i> | | | | | | | | | | |
| 106 Bottlers and soda water makers, etc..... | 22 | | 148 | 7 | 14 | 1 | 9 | 1 | 26 | |
| 107 Brewers and maltsters..... | 69 | | 345 | 1 | 35 | | 10 | | 44 | |
| 108 Distillers and rectifiers..... | 1 | | 46 | | 2 | | | | | |
| <i>Lumber and its remanufactures.</i> | | | | | | | | | | |
| 109 Cabinet makers..... | 27 | | 352 | 2 | 30 | | 27 | | 24 | |
| 110 Coopers..... | 28 | | 447 | 2 | 63 | 1 | 4 | | 5 | |
| 111 Saw and planing mill employees..... | 10 | | 274 | | 45 | | 10 | | 40 | |
| 112 Other woodworkers..... | 14 | | 823 | 39 | 34 | 2 | 24 | | 92 | 2 |
| <i>Metals and metal products other than iron and steel.</i> | | | | | | | | | | |
| 113 Brass workers..... | 2 | | 211 | 3 | 4 | | 82 | 1 | 29 | |
| 114 Clock and watch makers and repairers..... | 26 | 1 | 176 | 6 | 11 | | 10 | | 30 | |
| 115 Gold and silver workers..... | 4 | | 149 | 1 | 1 | | | | 8 | 3 |
| 116 Tinplate and tinware makers..... | 65 | | 487 | 41 | 95 | | 46 | | 106 | |
| 117 Other metal workers..... | 20 | | 347 | 15 | 32 | | 57 | | 21 | |
| <i>Paper and printing.</i> | | | | | | | | | | |
| 118 Bookbinders..... | 12 | 6 | 207 | 225 | 20 | 11 | 4 | 5 | 11 | 22 |
| 119 Box makers (paper)..... | 1 | 4 | 22 | 126 | | | 2 | 3 | | 11 |
| 120 Engravers..... | 5 | | 170 | 1 | | | 2 | | 9 | 2 |
| 121 Paper and pulp mill operatives..... | | | 27 | 7 | | | 1 | | 3 | |
| 122 Printers, lithographers, and pressmen..... | 165 | 7 | 1,739 | 239 | 114 | 5 | 62 | 17 | 251 | 3 |
| <i>Textiles.</i> | | | | | | | | | | |
| 123 Bleachery and dye works operatives..... | 6 | 2 | 94 | 38 | 8 | 1 | 2 | | 17 | 3 |
| 124 Carpet factory operatives ¹ | 1 | | 1 | | 1 | | 1 | | 16 | 1 |
| 125 Cotton mill operatives..... | 2 | 1 | 6 | | 26 | 15 | 9 | 14 | 3 | 5 |
| 126 Hosiery and knitting mill operatives..... | | | 5 | 27 | | 6 | 19 | 39 | 5 | 14 |
| 127 Silk mill operatives..... | | | 23 | 12 | | | 1 | | 159 | 1,600 |
| 128 Woolen mill operatives..... | 1 | | 66 | 30 | | | 1 | 3 | 92 | 200 |
| 129 Other textile mill operatives..... | | | 127 | 39 | | | 13 | 17 | 29 | 21 |
| 130 Dressmakers..... | | 347 | 25 | 3,563 | 4 | 615 | 4 | 203 | 4 | 826 |
| 131 Hat and cap makers..... | | | 36 | 22 | | 1 | | | | |
| 132 Milliners..... | 2 | 43 | 20 | 732 | 1 | 41 | 1 | 53 | 3 | 169 |
| 133 Seamstresses..... | | 127 | 135 | 1,489 | | 277 | 2 | 136 | 1 | 252 |
| 134 Shirt, collar, and cuff makers..... | | 10 | 313 | 321 | | | 4 | 6 | 8 | 72 |
| 135 Tailors and tailoresses..... | 102 | 8 | 1,991 | 909 | 36 | 13 | 65 | 7 | 147 | 55 |
| 136 Other textile workers..... | | 4 | 479 | 113 | 4 | 1 | 3 | 4 | 44 | 99 |
| <i>Miscellaneous industries.</i> | | | | | | | | | | |
| 137 Broom and brush makers..... | 5 | | 108 | | 5 | | 26 | | 1 | 3 |
| 138 Charcoal, coke, and lime burners..... | | | | | | | | | 2 | |
| 139 Engineers and firemen (not locomotive) ¹ | 146 | | 2,315 | 3 | 133 | | 33 | | 519 | 3 |
| 140 Glove makers..... | | | 115 | 164 | | | 3 | 3 | | |
| 141 Manufacturers and officials, etc..... | 222 | 2 | 2,395 | 87 | 147 | 1 | 130 | 2 | 347 | 2 |
| 142 Model and pattern makers..... | 7 | | 191 | 1 | 7 | | 101 | | 59 | |
| 143 Photographers..... | 26 | 1 | 253 | 79 | 14 | 1 | 13 | 2 | 27 | 4 |
| 144 Rubber factory operatives..... | 1 | | 39 | 3 | | | | | | |
| 145 Tobacco and cigar factory operatives..... | 22 | 12 | 974 | 93 | 15 | | 50 | 1 | 104 | 98 |
| 146 Upholsterers..... | 27 | | 419 | 9 | 44 | 6 | 15 | | 39 | 2 |
| 147 Other miscellaneous industries..... | 228 | 10 | 2,950 | 494 | 176 | 20 | 729 | 294 | 504 | 193 |

¹ See explanatory notes in table 91.

OCCUPATIONS.

593

CLASSIFIED BY SEX, FOR CITIES HAVING 25,000 INHABITANTS OR MORE: 1900—Continued.

| SEATTLE, WASH. | | SIOUX CITY, IOWA. | | SOMERVILLE, MASS. | | SOUTH BEND, IND. | | SOUTH OMAHA, NEBR. | | SPOKANE, WASH. | | SPRINGFIELD, ILL. | | |
|----------------|----------|-------------------|----------|-------------------|----------|------------------|----------|--------------------|----------|----------------|----------|-------------------|----------|-----|
| Males. | Females. | Males. | Females. | Males. | Females. | Males. | Females. | Males. | Females. | Males. | Females. | Males. | Females. | |
| 1 | 1 | 10 | 16 | 3 | 1 | | | | | 1 | | 1 | | 80 |
| | | 17 | | 3 | | | | | | 1 | | | 1 | 81 |
| 25 | | 80 | | 8 | | | | 56 | | 44 | | 40 | | 82 |
| 24 | | 2 | | 77 | 3 | | 29 | | | 1 | | | | 83 |
| 89 | | 16 | | 65 | | | 16 | | | 46 | | 25 | | 84 |
| | | | | 2 | | | | | | 3 | | | | 85 |
| 478 | | 9 | | 3 | 1 | | | 15 | | 2 | | 3 | | 86 |
| 3,582 | 13 | 4 | | 2 | | | | 28 | | 7 | | 895 | | 87 |
| 211 | 10 | 50 | 14 | 102 | 16 | 45 | 1 | 29 | 1 | 77 | 7 | 54 | 3 | 88 |
| 212 | | 219 | 2 | 186 | | 96 | | 628 | 2 | 116 | | 84 | | 89 |
| 54 | 2 | 15 | 1 | 29 | 1 | 3 | | 4 | 1 | 31 | | 4 | | 90 |
| 62 | 19 | 51 | 30 | 56 | 58 | 17 | 1 | 2 | 3 | 21 | 14 | 12 | 2 | 91 |
| 45 | | 24 | | | | 19 | | 1 | | 44 | | 7 | | 92 |
| 42 | 1 | 628 | 19 | 85 | 13 | | | 2,545 | 156 | 2 | | 1 | | 93 |
| 292 | 1 | 105 | | 147 | | 397 | 1 | 82 | | 156 | | 160 | | 94 |
| 181 | 1 | 29 | | 172 | 10 | 470 | 9 | 12 | | 57 | | 137 | | 95 |
| 606 | 1 | 110 | | 432 | | 288 | | 58 | | 185 | 1 | 231 | | 96 |
| 143 | | 83 | | 19 | | 12 | | 8 | | 25 | | 123 | | 97 |
| 8 | | 1 | | 4 | | 6 | | | | 2 | | 3 | | 98 |
| 42 | | 1 | | 6 | | 7 | | | | 5 | | 3 | | 99 |
| 6 | | 2 | | 25 | | 12 | | | | 9 | | | | 100 |
| 8 | | 5 | | 17 | | 5 | | | | 2 | | | | 101 |
| 162 | 8 | 27 | | 91 | 39 | 55 | 2 | 24 | | 54 | | 47 | | 102 |
| 46 | 1 | 39 | | 31 | | 40 | | 9 | | 39 | | 20 | | 103 |
| 12 | | 3 | | 25 | 5 | 2 | | 4 | | 6 | | 2 | | 104 |
| 6 | | 2 | | 13 | 3 | | | | | 1 | | 3 | | 105 |
| 17 | 5 | 9 | | 20 | 3 | 10 | | | | 13 | | 11 | | 106 |
| 44 | | 14 | | 12 | | 5 | | 14 | | 38 | | 29 | | 107 |
| 7 | | 1 | | 4 | | | | 2 | | 2 | | | | 108 |
| 68 | | 12 | | 146 | | 67 | | 5 | | 26 | | 15 | | 109 |
| 20 | | 25 | | 96 | 1 | 3 | | 143 | | 16 | | 9 | | 110 |
| 306 | 2 | 14 | | 19 | | 28 | | 5 | | 56 | | 17 | | 111 |
| 129 | | 29 | 2 | 242 | 12 | 350 | 2 | 10 | | 32 | | 22 | 1 | 112 |
| 13 | | 2 | | 94 | 1 | | | | | 3 | | 3 | | 113 |
| 28 | | 8 | | 29 | 8 | 6 | | 4 | | 14 | | 138 | | 114 |
| 12 | | 1 | | 19 | 37 | 1 | | | | 3 | | 1 | | 115 |
| 111 | | 39 | | 77 | 3 | 43 | 2 | 61 | 2 | 62 | | 64 | | 116 |
| 31 | | 11 | | 240 | 4 | 16 | | 10 | | 20 | | 11 | | 117 |
| 29 | 20 | 9 | 13 | 60 | 46 | 10 | 10 | 1 | 1 | 14 | 3 | 20 | 16 | 118 |
| 4 | 4 | | 5 | 9 | 64 | 5 | 19 | | 1 | 1 | 3 | | | 119 |
| 30 | | 4 | 1 | 27 | 2 | 4 | | | | 9 | | 10 | | 120 |
| 3 | | | | 9 | 4 | 17 | 5 | | | | | | | 121 |
| 345 | 16 | 175 | 3 | 304 | 103 | 101 | 1 | 24 | 2 | 147 | 5 | 168 | 3 | 122 |
| 16 | 1 | 18 | | 32 | 12 | 8 | 1 | | | 8 | 2 | 8 | 1 | 123 |
| 1 | 1 | | | 2 | | 3 | 1 | | | 1 | | 9 | 6 | 124 |
| | | | | 5 | 1 | | | | | 2 | | 3 | | 125 |
| | | 1 | | 4 | | 2 | 8 | | | | | | | 126 |
| | | 1 | | 1 | 4 | | | | | | | | | 127 |
| 4 | 2 | 1 | | 14 | 1 | 52 | 83 | | | | | 31 | 27 | 128 |
| 1 | | 1 | | 19 | 16 | 3 | 7 | 1 | | 1 | | 2 | | 129 |
| 1 | 550 | | 269 | 2 | 549 | | 238 | | 128 | 2 | 303 | 1 | 269 | 130 |
| 2 | | 1 | | 3 | 3 | 1 | | | 1 | 1 | | | | 131 |
| | 153 | | 49 | 2 | 141 | | 65 | | 24 | | 65 | 2 | 61 | 132 |
| 2 | | | | 2 | | 1 | 310 | | | | 38 | 3 | 101 | 133 |
| 3 | 66 | | 106 | 2 | 159 | | 14 | | | | | | | 134 |
| 1 | 1 | 2 | 2 | 186 | 92 | 31 | 388 | | 1 | 127 | 15 | 71 | 21 | 135 |
| 285 | 58 | 84 | 33 | 15 | 15 | 2 | 11 | 27 | 6 | 8 | 2 | 4 | 4 | 136 |
| 32 | 14 | 6 | 10 | | | | | | 1 | | | | | |
| 13 | | 7 | 1 | 21 | 4 | 5 | | 1 | | 6 | | 5 | | 137 |
| 2 | | | | 1 | | | | | | | | | | 138 |
| 1,081 | | 206 | | 289 | | 140 | | 175 | 1 | 228 | | 185 | | 139 |
| 1 | | | | | | | | | | | | | | 140 |
| 890 | 2 | 177 | 1 | 450 | 9 | 283 | 3 | 57 | 1 | 382 | 1 | 171 | 1 | 141 |
| 28 | | 3 | | 38 | 1 | 2 | | | | 9 | | 12 | | 142 |
| 64 | 19 | 13 | 7 | 53 | 6 | 26 | 3 | 6 | 1 | 22 | 14 | 13 | 2 | 143 |
| | | | | 74 | 132 | 13 | 7 | | | 1 | | | | 144 |
| 77 | 3 | 118 | 1 | 33 | 10 | 90 | 141 | 23 | 1 | 28 | | 88 | | 145 |
| 65 | 1 | 23 | | 101 | 7 | 85 | 6 | 4 | | 30 | 2 | 14 | 4 | 146 |
| 486 | 16 | 185 | 54 | 678 | 111 | 639 | 82 | 173 | 63 | 174 | 6 | 126 | 5 | 147 |

STATISTICS OF POPULATION.

TABLE 94.—TOTAL PERSONS 10 YEARS OF AGE AND OVER ENGAGED IN EACH SPECIFIED OCCUPATION,

| OCCUPATIONS. | SPRINGFIELD, MASS. | | SPRINGFIELD, OHIO. | | SUPERIOR, WIS. | | SYRACUSE, N. Y. | | TACOMA, WASH. | |
|---|--------------------|----------|--------------------|----------|----------------|----------|-----------------|----------|---------------|----------|
| | Males. | Females. | Males. | Females. | Males. | Females. | Males. | Females. | Males. | Females. |
| 1 Population 10 years of age and over | 23,653 | 26,568 | 15,802 | 15,568 | 13,902 | 9,656 | 42,687 | 45,878 | 17,503 | 12,931 |
| 2 All occupations ¹ | 18,739 | 6,952 | 12,686 | 2,809 | 11,807 | 1,826 | 34,628 | 11,035 | 14,706 | 2,223 |
| 3 Agricultural pursuits | 310 | 9 | 248 | 6 | 224 | 3 | 429 | 8 | 360 | 8 |
| 4 Agricultural laborers ¹ | 147 | 2 | 99 | | 14 | 2 | 195 | 2 | 68 | 2 |
| 5 Dairymen and dairywomen | | | 1 | | 16 | | 2 | | 3 | |
| 6 Farmers, planters, and overseers | 82 | 7 | 53 | | 29 | | 88 | | 88 | 4 |
| 7 Gardeners, florists, nurserymen, etc | 69 | | 91 | 6 | 7 | 1 | 136 | 5 | 30 | 2 |
| 8 Lumbermen and raftsmen | 2 | | | | 148 | | 2 | | 100 | |
| 9 Stock raisers, herders, and drovers | 1 | | 3 | | 4 | | 3 | | 11 | |
| 10 Turpentine farmers and laborers | | | | | | | | | | |
| 11 Wood choppers | 9 | | 1 | | 5 | | | | 57 | |
| 12 Other agricultural pursuits | | | | | 1 | | 3 | 1 | 3 | |
| 13 Professional service | 930 | 644 | 577 | 265 | 458 | 265 | 1,968 | 1,028 | 903 | 398 |
| 14 Actors, professional showmen, etc | 25 | 3 | 32 | 5 | 14 | 10 | 104 | 16 | 32 | 12 |
| 15 Architects, designers, draughtsmen, etc | 37 | 3 | 42 | 2 | 10 | | 88 | 6 | 31 | 3 |
| 16 Artists and teachers of art | 35 | 24 | 19 | 7 | 4 | 4 | 41 | 77 | 16 | 11 |
| 17 Clergymen | 80 | 2 | 60 | 6 | 42 | 2 | 166 | 16 | 85 | 8 |
| 18 Dentists | 41 | 1 | 20 | | 18 | | 71 | 2 | 30 | |
| 19 Electricians | 96 | | 36 | 2 | 29 | | 192 | 1 | 68 | |
| 20 Engineers (civil, etc.) and surveyors | 60 | | 35 | | 49 | | 128 | | 139 | |
| 21 Journalists | 54 | 4 | 25 | 3 | 22 | 3 | 30 | 11 | 30 | 3 |
| 22 Lawyers | 83 | 1 | 77 | 1 | 117 | 1 | 329 | 2 | 177 | 4 |
| 23 Literary and scientific persons | 12 | 24 | 5 | 10 | 4 | 6 | 57 | 27 | 10 | 6 |
| 24 Musicians and teachers of music | 55 | 91 | 39 | 44 | 18 | 25 | 151 | 136 | 54 | 60 |
| 25 Officials (government) | 84 | 6 | 24 | 1 | 55 | 2 | 160 | 15 | 90 | 2 |
| 26 Physicians and surgeons | 145 | 18 | 80 | 5 | 44 | 2 | 266 | 41 | 79 | 9 |
| 27 Teachers and professors in colleges, etc | 58 | 459 | 70 | 175 | 30 | 208 | 101 | 663 | 56 | 274 |
| 28 Other professional service | 15 | 8 | 13 | 4 | 2 | 2 | 44 | 15 | 6 | 1 |
| 29 Domestic and personal service | 2,270 | 2,591 | 2,208 | 1,336 | 4,678 | 1,001 | 6,390 | 4,045 | 3,709 | 1,056 |
| 30 Barbers and hairdressers | 148 | 8 | 125 | 3 | 74 | 8 | 317 | 30 | 85 | 9 |
| 31 Bartenders | 78 | | 81 | 1 | 133 | 1 | 286 | 1 | 109 | |
| 32 Boarding and lodging house keepers | 13 | 105 | 7 | 82 | 16 | 71 | 12 | 170 | 21 | 57 |
| 33 Hotel keepers | 38 | 3 | 12 | 2 | 53 | 12 | 113 | 5 | 43 | 13 |
| 34 Housekeepers and stewards ¹ | 18 | 168 | 2 | 63 | 4 | 40 | 19 | 293 | 89 | 66 |
| 35 Janitors and sextons | 102 | 5 | 71 | 3 | 32 | 1 | 175 | 24 | 49 | 2 |
| 36 Laborers (not specified) ¹ | 1,061 | 16 | 1,444 | 29 | 3,906 | 36 | 4,032 | 43 | 2,408 | 22 |
| 37 Launderers and laundresses | 92 | 238 | 18 | 210 | 21 | 97 | 92 | 364 | 74 | 124 |
| 38 Nurses and midwives | 11 | 214 | 6 | 50 | 1 | 53 | 11 | 446 | 11 | 121 |
| 39 Restaurant keepers | 41 | 2 | 13 | 3 | 20 | 1 | 61 | 8 | 34 | 9 |
| 40 Saloon keepers | 26 | | 116 | 3 | 131 | 1 | 280 | 5 | 77 | 2 |
| 41 Servants and waiters | 339 | 1,810 | 177 | 881 | 149 | 679 | 500 | 2,629 | 527 | 628 |
| 42 Soldiers, sailors, and marines (U.S.) | 53 | | 11 | | 7 | | 61 | | 13 | |
| 43 Watchmen, policemen, firemen, etc | 201 | 3 | 100 | 5 | 122 | | 384 | 4 | 143 | |
| 44 Other domestic and personal service | 49 | 19 | 25 | 1 | 9 | 1 | 47 | 23 | 31 | 3 |
| 45 Trade and transportation | 6,607 | 1,270 | 3,072 | 510 | 3,130 | 286 | 11,264 | 2,145 | 5,038 | 364 |
| 46 Agents | 413 | 36 | 216 | 9 | 194 | 8 | 817 | 41 | 267 | 14 |
| 47 Bankers and brokers | 89 | | 24 | 1 | 24 | | 101 | | 94 | |
| 48 Boatmen and sailors ¹ | 5 | | 2 | | 52 | | 59 | | 1,189 | |
| 49 Bookkeepers and accountants ¹ | 351 | 269 | 175 | 60 | 132 | 35 | 836 | 466 | 250 | 50 |
| 50 Clerks and copyists ¹ | 823 | 160 | 346 | 139 | 318 | 61 | 1,078 | 156 | 523 | 56 |
| 51 Commercial travelers | 348 | 5 | 121 | 2 | 58 | | 690 | 1 | 76 | |
| 52 Draymen, hackmen, teamsters, etc | 829 | | 348 | 6 | 326 | | 1,346 | | 377 | |
| 53 Foremen and overseers | 48 | 1 | 44 | | 53 | | 97 | 7 | 47 | |
| 54 Hostlers | 117 | | 83 | | 15 | | 107 | | 16 | |
| 55 Hucksters and peddlers | 197 | 32 | 43 | 1 | 30 | 1 | 238 | 10 | 25 | |
| 56 Livery stable keepers | 37 | | 24 | | 8 | | 52 | | 14 | |
| 57 Merchants and dealers (except wholesale) | 850 | 36 | 496 | 20 | 369 | 3 | 1,521 | 72 | 620 | 18 |
| 58 Merchants and dealers (wholesale) | 72 | | 34 | | 50 | | 92 | | 36 | |
| 59 Messengers and errand and office boys | 109 | 1 | 49 | 5 | 22 | | 250 | 43 | 43 | |
| 60 Officials of banks and companies | 138 | 1 | 62 | 4 | 78 | 1 | 228 | 4 | 137 | |
| 61 Packers and shippers | 36 | 47 | 15 | 9 | 74 | | 98 | 100 | 51 | 1 |
| 62 Porters and helpers (in stores, etc.) | 64 | 1 | 20 | | 18 | | 54 | 3 | 24 | |
| 63 Salesmen and saleswomen | 915 | 386 | 397 | 132 | 188 | 68 | 1,535 | 697 | 385 | 105 |
| 64 Steam railroad employees | 700 | 1 | 355 | | 917 | 1 | 1,357 | 1 | 696 | |
| 65 Stenographers and typewriters ¹ | 31 | 242 | 36 | 99 | 20 | 75 | 98 | 462 | 40 | 71 |
| 66 Street railway employees | 267 | | 71 | | 57 | 1 | 254 | | 77 | 1 |
| 67 Telegraph and telephone linemen | 41 | | 18 | | 21 | | 70 | | 21 | |
| 68 Telegraph and telephone operators | 44 | 37 | 44 | 22 | 42 | 32 | 109 | 66 | 32 | 46 |
| 69 Undertakers | 28 | 1 | 17 | | 8 | | 49 | | 10 | |
| 70 Other persons in trade and transportation | 55 | 14 | 32 | 1 | 56 | | 133 | 16 | 38 | 1 |
| 71 Manufacturing and mechanical pursuits ¹ | 8,622 | 2,438 | 6,581 | 692 | 3,317 | 271 | 14,577 | 3,809 | 4,646 | 402 |
| 72 <i>Building trades.</i> | | | | | | | | | | |
| 73 Carpenters and joiners | 812 | 3 | 450 | | 592 | | 1,103 | | 692 | |
| 74 Masons (brick and stone) | 281 | 1 | 110 | | 76 | | 422 | | 73 | |
| 75 Painters, glaziers, and varnishers | 438 | 2 | 358 | 1 | 156 | 2 | 811 | 6 | 210 | |
| 76 Paper hangers | 63 | 3 | 63 | | 21 | | 75 | | 21 | |
| 77 Plasterers | 11 | | 40 | | 26 | | 25 | | 24 | |
| 78 Plumbers and gas and steam fitters | 210 | | 84 | | 33 | | 394 | | 71 | |
| 79 Roofers and slaters | 20 | | 6 | | 2 | | 21 | | 2 | |
| 80 Mechanics (not otherwise specified) | 16 | | 12 | | 3 | | 33 | | 7 | |

¹ See explanatory notes in table 91.

OCCUPATIONS.

CLASSIFIED BY SEX, FOR CITIES HAVING 25,000 INHABITANTS OR MORE: 1900—Continued.

| TAUNTON, MASS. | | TERRE HAUTE, IND. | | TOLEDO, OHIO. | | TOPEKA, KANS. | | TRENTON, N. J. | | TROY, N. Y. | | UTICA, N. Y. | | |
|----------------|----------|-------------------|----------|---------------|----------|---------------|----------|----------------|----------|-------------|----------|--------------|----------|----|
| Males. | Females. | Males. | Females. | Males. | Females. | Males. | Females. | Males. | Females. | Males. | Females. | Males. | Females. | |
| 12,249 | 12,761 | 14,436 | 15,467 | 51,449 | 52,297 | 13,053 | 14,379 | 29,422 | 28,553 | 22,828 | 27,539 | 21,562 | 24,332 | 1 |
| 9,688 | 3,167 | 11,734 | 3,510 | 41,041 | 10,630 | 9,970 | 2,568 | 23,291 | 6,017 | 18,407 | 10,528 | 17,077 | 6,879 | 2 |
| 398 | 6 | 185 | 3 | 401 | 19 | 261 | 7 | 278 | 3 | 159 | 3 | 240 | 3 | 3 |
| 230 | 2 | 88 | | 198 | 11 | 112 | 2 | 128 | 3 | 97 | 1 | 104 | 3 | 4 |
| 184 | 4 | 46 | 2 | 13 | 2 | 1 | | 1 | | | | 3 | | 5 |
| 27 | | 20 | 1 | 86 | 1 | 108 | 2 | 83 | | 35 | 1 | 38 | | 6 |
| 3 | | 5 | | 73 | 5 | 25 | 3 | 64 | | 23 | 1 | 88 | | 7 |
| | | | | 23 | | 7 | | | | 3 | | 10 | | 8 |
| | | 26 | | 4 | | 8 | | 2 | | 1 | | 1 | | 9 |
| 4 | | | | 2 | | | | | | | | 1 | | 10 |
| | | | | 2 | | | | | | | | | | 11 |
| 288 | 185 | 661 | 350 | 1,851 | 823 | 787 | 339 | 909 | 469 | 748 | 466 | 807 | 420 | 12 |
| 9 | 2 | 29 | 1 | 82 | 13 | 26 | 1 | 17 | 1 | 22 | 4 | 24 | 3 | 13 |
| 26 | | 9 | | 107 | 2 | 20 | 3 | 51 | | 21 | | 30 | | 14 |
| 4 | 4 | 7 | | 42 | 25 | 13 | 19 | 48 | 49 | 12 | 3 | 15 | 16 | 15 |
| 29 | 2 | 68 | 4 | 143 | 6 | 113 | 12 | 98 | | 71 | 3 | 82 | 3 | 16 |
| 14 | | 28 | 1 | 76 | 1 | 25 | 2 | 35 | | 30 | | 38 | 2 | 17 |
| 22 | | 43 | | 157 | | 28 | | 81 | | 50 | | 91 | 1 | 18 |
| 12 | | 37 | | 148 | 1 | 48 | | 49 | | 44 | | 40 | | 19 |
| 16 | 1 | 27 | | 70 | 22 | 38 | 5 | 39 | 2 | 47 | 5 | 59 | 1 | 20 |
| 31 | 2 | 115 | 5 | 308 | 4 | 176 | 2 | 104 | | 183 | | 119 | | 21 |
| 2 | 2 | 9 | 6 | 9 | 24 | 10 | 4 | 11 | 3 | 9 | 5 | 8 | 13 | 22 |
| 17 | 26 | 29 | 52 | 125 | 148 | 26 | 49 | 59 | 63 | 85 | 80 | 74 | 69 | 23 |
| 32 | 3 | 57 | 2 | 156 | 4 | 65 | 3 | 122 | 5 | 34 | 2 | 49 | 1 | 24 |
| 48 | 6 | 83 | 3 | 310 | 31 | 118 | 24 | 117 | 8 | 113 | 4 | 107 | 6 | 25 |
| 24 | 138 | 112 | 274 | 93 | 525 | 65 | 209 | 67 | 335 | 66 | 354 | 57 | 297 | 26 |
| 7 | 1 | 13 | | 25 | 17 | 19 | 6 | 11 | 3 | 11 | 6 | 14 | 8 | 27 |
| 1,452 | 897 | 2,687 | 1,398 | 9,056 | 4,542 | 1,955 | 1,184 | 3,923 | 2,022 | 3,419 | 2,543 | 2,886 | 1,699 | 28 |
| 79 | 1 | 141 | 6 | 880 | 17 | 103 | 10 | 214 | 9 | 144 | 8 | 153 | 8 | 80 |
| 27 | | 115 | 1 | 303 | 5 | 1 | | 108 | 1 | 166 | | 98 | 1 | 81 |
| 4 | 31 | 8 | 92 | 18 | 253 | 7 | 43 | 10 | 101 | 13 | 59 | 13 | 59 | 92 |
| 4 | | 23 | 7 | 69 | 13 | 22 | 1 | 42 | 4 | 55 | 4 | 49 | 3 | 93 |
| 2 | 101 | 2 | 75 | 24 | 217 | 6 | 83 | 11 | 173 | 8 | 138 | 7 | 143 | 94 |
| 31 | 2 | 76 | 7 | 140 | 32 | 84 | 2 | 63 | 12 | 96 | | 77 | 6 | 85 |
| 1,048 | 6 | 1,700 | 16 | 6,394 | 144 | 1,387 | 25 | 2,549 | 36 | 1,875 | 70 | 1,716 | 18 | 86 |
| 13 | 76 | 37 | 295 | 94 | 347 | 32 | 291 | 81 | 218 | 319 | 899 | 60 | 127 | 87 |
| 31 | 101 | 4 | 81 | 68 | 285 | 7 | 72 | 42 | 195 | 27 | 131 | 56 | 265 | 88 |
| 14 | 2 | 19 | 3 | 56 | 26 | 51 | 3 | 39 | 1 | 27 | | 15 | 3 | 89 |
| 13 | | 117 | 1 | 428 | 20 | 7 | | 208 | 13 | 117 | 6 | 143 | 5 | 40 |
| 46 | 575 | 208 | 807 | 516 | 3,148 | 178 | 645 | 210 | 1,238 | 265 | 1,215 | 260 | 1,057 | 41 |
| 2 | | 26 | | 48 | | 10 | | 22 | | 37 | | 14 | | 42 |
| 126 | | 184 | | 455 | 10 | 95 | | 289 | 2 | 212 | 2 | 174 | | 43 |
| 12 | 2 | 27 | 7 | 63 | 25 | 15 | 9 | 35 | 19 | 58 | 11 | 51 | 4 | 44 |
| 2,048 | 343 | 4,193 | 557 | 14,480 | 2,230 | 3,653 | 522 | 5,606 | 818 | 5,799 | 665 | 5,325 | 704 | 45 |
| 94 | 2 | 226 | 14 | 876 | 52 | 284 | 9 | 292 | 18 | 326 | 19 | 290 | 15 | 46 |
| 16 | | 62 | | 110 | 1 | 46 | | 23 | | 29 | | 29 | | 47 |
| 35 | | 5 | | 282 | 2 | | | 37 | | 19 | | 11 | | 48 |
| 100 | 94 | 185 | 101 | 705 | 414 | 143 | 75 | 286 | 79 | 394 | 72 | 383 | 141 | 49 |
| 257 | 61 | 400 | 29 | 2,527 | 538 | 788 | 135 | 808 | 132 | 820 | 130 | 693 | 78 | 50 |
| 48 | 1 | 203 | 3 | 648 | 3 | 104 | | 71 | | 118 | 2 | 269 | 2 | 51 |
| 325 | | 373 | | 1,395 | 3 | 340 | 2 | 692 | 1 | 739 | 3 | 535 | 3 | 52 |
| 21 | | 43 | 4 | 126 | 2 | 35 | | 68 | 1 | 37 | 1 | 33 | 1 | 53 |
| 66 | | 86 | | 137 | | 33 | | 50 | | 56 | 1 | 39 | 1 | 54 |
| 35 | 1 | 55 | 1 | 223 | 7 | 30 | | 172 | 2 | 258 | 7 | 252 | 4 | 55 |
| 12 | | 26 | | 50 | | 23 | 1 | 23 | | 31 | 1 | 31 | | 56 |
| 347 | 9 | 607 | 16 | 1,746 | 61 | 585 | 11 | 969 | 105 | 982 | 97 | 892 | 34 | 57 |
| 10 | | 39 | | 166 | 1 | 37 | | 35 | 1 | 31 | 1 | 32 | | 58 |
| 26 | | 29 | 12 | 180 | 17 | 25 | 1 | 81 | | 161 | 22 | 93 | 1 | 59 |
| 18 | | 82 | 1 | 323 | 3 | 96 | | 83 | | 52 | 1 | 78 | 1 | 60 |
| 42 | 48 | 27 | 20 | 154 | 216 | 34 | 1 | 85 | 9 | 225 | 15 | 26 | 8 | 61 |
| | | 45 | | 123 | 1 | 70 | | 16 | 2 | 53 | | 20 | 1 | 62 |
| 275 | 83 | 560 | 227 | 1,077 | 404 | 355 | 96 | 650 | 246 | 836 | 183 | 702 | 234 | 63 |
| 193 | 2 | 919 | | 2,577 | 2 | 393 | 1 | 813 | 5 | 815 | | 620 | 1 | 64 |
| 4 | 36 | 31 | 104 | 127 | 420 | 65 | 169 | 27 | 160 | 39 | 86 | 28 | 147 | 65 |
| 57 | | 78 | | 463 | | 74 | | 125 | | 103 | | 98 | | 66 |
| 5 | | 12 | | 50 | | 8 | | 40 | | 15 | | 29 | | 67 |
| 17 | 6 | 37 | 25 | 161 | 77 | 38 | 20 | 49 | 27 | 33 | 11 | 45 | 26 | 68 |
| 13 | | 18 | | 49 | | 17 | | 30 | | 33 | | 34 | | 69 |
| 27 | | 45 | | 205 | 6 | 30 | 1 | 81 | 30 | 94 | 13 | 63 | 6 | 70 |
| 5,507 | 1,736 | 4,008 | 1,202 | 15,253 | 3,016 | 3,314 | 516 | 12,575 | 2,705 | 8,282 | 6,851 | 7,819 | 4,053 | 71 |
| 345 | | 553 | | 1,837 | 3 | 609 | | 650 | | 434 | | 603 | | 72 |
| 78 | | 112 | | 363 | | 137 | | 373 | | 282 | | 236 | | 73 |
| 224 | | 270 | | 1,087 | 12 | 224 | | 317 | 12 | 317 | | 318 | 1 | 74 |
| 10 | | 54 | | 106 | | 34 | | 98 | 1 | 11 | | 56 | | 75 |
| 2 | | 41 | | 130 | | 52 | | 14 | | 2 | | 12 | | 76 |
| 74 | | 80 | | 322 | 1 | 70 | | 170 | | 164 | 3 | 186 | 1 | 77 |
| 2 | | 2 | | 19 | | 3 | | 12 | | 12 | | 8 | | 78 |
| 3 | | 6 | | 20 | | 12 | | 1 | | 11 | | 9 | | 79 |

*

TABLE 94.—TOTAL PERSONS 10 YEARS OF AGE AND OVER ENGAGED IN EACH SPECIFIED OCCUPATION.

| OCCUPATIONS. | SPRINGFIELD, MASS. | | SPRINGFIELD, OHIO. | | SUPERIOR, WIS. | | SYRACUSE, N. Y. | | TACOMA, WASH. | |
|---|--------------------|----------|--------------------|----------|----------------|----------|-----------------|----------|---------------|----------|
| | Males. | Females. | Males. | Females. | Males. | Females. | Males. | Females. | Males. | Females. |
| Manufacturing and mechanical pursuits¹—Con. | | | | | | | | | | |
| <i>Chemicals and allied products.</i> | | | | | | | | | | |
| 80 Oil well and oil works employees..... | 2 | | | | | | 1 | | | |
| 81 Other chemical workers..... | 4 | | | | 1 | 1 | 434 | 18 | | |
| <i>Clay, glass, and stone products.</i> | | | | | | | | | | |
| 82 Brick and tile makers, etc..... | 118 | | 13 | | | | 25 | 1 | 9 | |
| 83 Glass workers..... | 3 | 2 | | | | | 38 | 1 | | |
| 84 Marble and stone cutters..... | 93 | | 25 | | 25 | | 84 | | 9 | |
| 85 Potters..... | 1 | | | | | | 171 | 114 | | |
| <i>Fishing and mining.</i> | | | | | | | | | | |
| 86 Fishermen and oystermen ¹ | 1 | 2 | | | 12 | | 3 | | 205 | |
| 87 Miners and quarrymen ¹ | 3 | | 4 | | 18 | | 7 | | 358 | 3 |
| <i>Food and kindred products.</i> | | | | | | | | | | |
| 88 Bakers..... | 104 | 7 | 77 | 3 | 41 | 1 | 225 | 16 | 58 | 3 |
| 89 Butchers..... | 129 | | 83 | | 64 | | 245 | 6 | 114 | |
| 90 Butter and cheese makers..... | 4 | 1 | | | 7 | | 5 | | 10 | |
| 91 Confectioners..... | 40 | 25 | 22 | | 27 | 8 | 56 | 12 | 14 | 4 |
| 92 Millers..... | 2 | | 21 | | 204 | | 16 | | 35 | |
| 93 Other food preparers..... | 9 | | | 1 | | | 17 | 12 | 7 | |
| <i>Iron and steel and their products.</i> | | | | | | | | | | |
| 94 Blacksmiths..... | 215 | | 237 | 1 | 113 | | 388 | | 181 | 1 |
| 95 Iron and steel workers ¹ | 1,037 | 69 | 1,664 | 14 | 135 | | 1,833 | 10 | 134 | |
| 96 Machinists..... | 965 | 2 | 1,007 | | 213 | | 1,210 | 2 | 291 | 1 |
| 97 Steam boiler makers..... | 26 | | 85 | | 61 | | 100 | | 40 | |
| 98 Stove, furnace, and grate makers..... | 1 | | 11 | | | | 60 | 2 | 2 | |
| 99 Tool and cutlery makers..... | 117 | | 29 | | 10 | | 75 | 1 | 30 | |
| 100 Wheelwrights..... | 7 | | 6 | | 4 | | 28 | | 3 | |
| 101 Wire workers..... | 78 | 12 | 5 | | | | 34 | | 1 | |
| <i>Leather and its finished products.</i> | | | | | | | | | | |
| 102 Boot and shoe makers and repairers..... | 144 | 13 | 109 | 35 | 31 | | 449 | 130 | 70 | 2 |
| 103 Harness and saddle makers and repairers..... | 32 | | 26 | | 7 | | 78 | 3 | 11 | |
| 104 Leather curriers and tanners..... | 2 | | 11 | 3 | 1 | | 7 | 1 | 4 | |
| 105 Trunk and leather-case makers, etc..... | 1 | 1 | | | 1 | | 1 | | | |
| <i>Liquors and beverages.</i> | | | | | | | | | | |
| 106 Bottlers and soda water makers, etc..... | 18 | 2 | 5 | | 6 | | 27 | | 8 | 1 |
| 107 Brewers and maltsters..... | 46 | | 35 | | 13 | | 121 | | 14 | |
| 108 Distillers and rectifiers..... | | | | | | | 8 | | | |
| <i>Lumber and its remanufactures.</i> | | | | | | | | | | |
| 109 Cabinet makers..... | 84 | | 14 | | 7 | | 140 | | 48 | |
| 110 Coopers..... | 12 | | 14 | | 82 | | 137 | | 12 | |
| 111 Saw and planing mill employees..... | 38 | 1 | 9 | | 134 | 1 | 50 | | 343 | 1 |
| 112 Other woodworkers..... | 156 | | 106 | 4 | 23 | | 337 | 7 | 57 | |
| <i>Metals and metal products other than iron and steel.</i> | | | | | | | | | | |
| 113 Brass workers..... | 94 | | 30 | | 7 | | 44 | | 4 | |
| 114 Clock and watch makers and repairers..... | 9 | | 9 | | 3 | | 29 | | 13 | |
| 115 Gold and silver workers..... | 14 | 6 | 4 | | 3 | | 32 | | | |
| 116 Tinplate and tinware makers..... | 61 | | 65 | | 32 | | 244 | | 36 | |
| 117 Other metal workers..... | 103 | 4 | 114 | 7 | 6 | | 306 | | 18 | |
| <i>Paper and printing.</i> | | | | | | | | | | |
| 118 Bookbinders..... | 29 | 41 | 23 | 20 | 7 | 3 | 40 | 42 | 12 | 7 |
| 119 Box makers (paper)..... | 16 | 185 | 2 | 1 | | | 7 | 65 | | 2 |
| 120 Engravers..... | 25 | 1 | 6 | | | | 24 | | 3 | |
| 121 Paper and pulp mill operatives..... | 162 | 199 | 2 | 1 | | | 8 | 5 | | |
| 122 Printers, lithographers, and pressmen..... | 363 | 73 | 233 | 8 | 82 | 8 | 395 | 23 | 128 | 4 |
| <i>Textiles.</i> | | | | | | | | | | |
| 123 Bleachery and dye works operatives..... | 23 | | 4 | 2 | | | 14 | 1 | 5 | 1 |
| 124 Carpet factory operatives ¹ | 67 | 16 | 1 | 2 | | 1 | 5 | 1 | | |
| 125 Cotton mill operatives..... | 20 | 23 | | | | | | 1 | | |
| 126 Hosiery and knitting mill operatives..... | 5 | 47 | | | | | 31 | 185 | | |
| 127 Silk mill operatives..... | 1 | 6 | | | | | 5 | 30 | | |
| 128 Woolen mill operatives..... | 16 | 6 | | 1 | | | 4 | 5 | 2 | |
| 129 Other textile mill operatives..... | 207 | 235 | 2 | 1 | | | 2 | 14 | 2 | |
| 130 Dressmakers..... | 3 | 488 | | 265 | 1 | 184 | 3 | 1,463 | | 211 |
| 131 Hat and cap makers..... | 2 | | | 3 | | 1 | | 2 | | |
| 132 Milliners..... | 4 | 168 | 5 | 70 | 1 | 38 | 8 | 263 | 1 | 63 |
| 133 Seamstresses..... | 5 | 221 | 1 | 75 | | 7 | 9 | 258 | 1 | 46 |
| 134 Shirt, collar, and cuff makers..... | 4 | 11 | | | 1 | | 17 | 38 | 2 | 1 |
| 135 Tailors and tailoresses..... | 134 | 40 | 81 | 59 | 58 | 9 | 330 | 792 | 69 | 22 |
| 136 Other textile workers..... | 6 | 13 | 8 | 4 | 6 | 3 | 9 | 20 | 6 | 3 |
| <i>Miscellaneous industries.</i> | | | | | | | | | | |
| 137 Broom and brush makers..... | 1 | 1 | 5 | | 2 | | 33 | 5 | 7 | |
| 138 Charcoal, coke, and lime burners..... | 1 | | | | 11 | | 4 | | 1 | |
| 139 Engineers and firemen (not locomotive) ¹ | 240 | | 126 | | 316 | | 535 | | 547 | |
| 140 Glove makers..... | 3 | 1 | | | | | 13 | 9 | | |
| 141 Manufacturers and officials, etc..... | 592 | 14 | 235 | 9 | 162 | 1 | 951 | 18 | 225 | 3 |
| 142 Model and pattern makers..... | 28 | | 86 | 2 | 9 | | 70 | | 19 | |
| 143 Photographers..... | 51 | 18 | 14 | 3 | 14 | 1 | 52 | 11 | 33 | 7 |
| 144 Rubber factory operatives..... | 22 | 6 | 5 | | | | 5 | | | |
| 145 Tobacco and cigar factory operatives..... | 124 | 39 | 55 | 25 | 49 | 2 | 339 | 69 | 42 | 3 |
| 146 Upholsterers..... | 42 | 1 | 32 | 3 | 10 | 2 | 118 | 7 | 21 | |
| 147 Other miscellaneous industries..... | 797 | 414 | 642 | 69 | 338 | 3 | 947 | 140 | 286 | 13 |

¹See explanatory notes in table 91.

OCCUPATIONS.

597

CLASSIFIED BY SEX, FOR CITIES HAVING 25,000 INHABITANTS OR MORE: 1900—Continued.

| TAUNTON, MASS. | | TERRE HAUTE, IND. | | TOLEDO, OHIO. | | TOPEKA, KANS. | | TRENTON, N. J. | | TROY, N. Y. | | UTICA, N. Y. | |
|----------------|----------|-------------------|----------|---------------|----------|---------------|----------|----------------|----------|-------------|----------|--------------|----------|
| Males. | Females. | Males. | Females. | Males. | Females. | Males. | Females. | Males. | Females. | Males. | Females. | Males. | Females. |
| 1 | | 1 | | 156 | | | | 2 | | | | | 80 |
| | | | | 4 | 1 | | | 3 | | | | | 81 |
| 60 | | 41 | | 75 | | 17 | | 278 | 14 | 95 | | 64 | 82 |
| 20 | | 3 | | 505 | 25 | 4 | | 15 | 5 | 1 | | 10 | 83 |
| 53 | | 25 | | 112 | | 34 | | 60 | | 63 | | 69 | 84 |
| | | | | 3 | 1 | | | 3,034 | 741 | 1 | | 20 | 85 |
| 1 | 1 | | | 18 | | 2 | | 7 | | 2 | | | 86 |
| 2 | | 51 | | 9 | | 10 | | 10 | | 8 | | 2 | 87 |
| 54 | 1 | 76 | 14 | 241 | 31 | 44 | 9 | 226 | 7 | 168 | 2 | 105 | 88 |
| 44 | | 95 | | 294 | 2 | 94 | | 247 | | 210 | 1 | 137 | 89 |
| | 2 | 4 | | 29 | 2 | 15 | | 3 | | 7 | 1 | 3 | 90 |
| 10 | 3 | 21 | 3 | 64 | 25 | 23 | 5 | 42 | 11 | 36 | 6 | 25 | 91 |
| | | 55 | | 94 | | 49 | | 37 | | 14 | | 6 | 92 |
| | | 5 | 1 | 8 | 2 | 17 | | 3 | | 1 | | 5 | 93 |
| 140 | 1 | 207 | | 498 | 1 | 218 | | 219 | 1 | 171 | | 140 | 94 |
| 474 | 23 | 335 | 1 | 1,204 | 5 | 38 | | 780 | 6 | 1,506 | | 465 | 95 |
| 791 | 2 | 253 | | 891 | 5 | 308 | | 525 | 2 | 489 | 2 | 428 | 96 |
| 27 | | 85 | | 107 | | 122 | | 22 | | 23 | | 35 | 97 |
| 191 | | 7 | | 20 | | 1 | | 2 | | 146 | | 56 | 98 |
| 14 | | 36 | | 82 | | 82 | | 37 | | 16 | 1 | 33 | 99 |
| 10 | | 11 | | 49 | | 4 | | 29 | | 7 | | 7 | 100 |
| 4 | | 3 | | 26 | | 3 | | 1,452 | 200 | 24 | | 18 | 101 |
| 71 | 4 | 54 | | 186 | 1 | 51 | | 148 | 1 | 113 | | 183 | 102 |
| 11 | | 25 | | 63 | 1 | 22 | | 7 | | 88 | | 50 | 103 |
| 2 | | 2 | | 10 | | 2 | | 20 | | 17 | 1 | 4 | 104 |
| | | 2 | 1 | 37 | | 6 | 2 | 7 | | 1 | | 12 | 105 |
| 4 | | 12 | | 45 | 1 | 1 | | 45 | | 34 | | 21 | 106 |
| 1 | | 65 | | 137 | | 5 | | 26 | | 92 | | 42 | 107 |
| | | 31 | | | | | | | | | | 2 | 108 |
| 6 | | 20 | | 140 | | 36 | | 27 | | 19 | | 58 | 109 |
| 6 | | 96 | | 148 | | 6 | | 40 | | 41 | 1 | 15 | 110 |
| 6 | | 51 | | 215 | | 27 | | 12 | | 24 | | 15 | 111 |
| 25 | | 32 | 2 | 422 | 8 | 15 | | 95 | 1 | 32 | | 91 | 112 |
| 9 | | 10 | | 46 | | 15 | | 61 | 2 | 22 | | 23 | 113 |
| 8 | 1 | 11 | | 22 | | 2 | | 103 | 79 | 11 | | 6 | 114 |
| 222 | 112 | 1 | | 4 | | 4 | | 1 | | 4 | | 4 | 115 |
| 49 | | 68 | | 355 | 32 | 66 | | 101 | 1 | 100 | | 107 | 116 |
| 305 | 31 | 17 | | 282 | 5 | 14 | | 69 | 2 | 89 | | 93 | 117 |
| 2 | 7 | 9 | 7 | 37 | 34 | 30 | 24 | 27 | 23 | 11 | 3 | 19 | 118 |
| | 2 | 2 | 2 | 3 | 27 | 3 | 4 | 1 | 12 | 70 | 77 | 9 | 119 |
| 10 | 1 | 1 | | 23 | 1 | 4 | | 29 | | 2 | | 11 | 120 |
| 2 | 1 | 1 | | 12 | 5 | | | 3 | 1 | 87 | 28 | 3 | 121 |
| 49 | 14 | 109 | 18 | 437 | 22 | 204 | 16 | 192 | 1 | 196 | 4 | 237 | 122 |
| 73 | 1 | 3 | 1 | 17 | 2 | 4 | 1 | 19 | | 9 | | 33 | 123 |
| | 1 | 2 | 2 | 11 | 2 | | 1 | 2 | | | | 4 | 124 |
| 1,302 | 1,035 | | | 1 | 134 | | | 6 | 6 | 37 | 26 | 398 | 501 |
| | | | | | 1 | | | 1 | 1 | 154 | 135 | 127 | 420 |
| | | | | | 1 | | | 2 | | 2 | 3 | | 3 |
| 1 | 2 | | 1 | | 1 | | 1 | 239 | 377 | 76 | 108 | 165 | 112 |
| 15 | 112 | | 11 | 4 | 4 | | | 69 | 31 | 58 | 8 | 605 | 688 |
| 1 | 203 | | 255 | 1 | 1,123 | 2 | 235 | 2 | 611 | | 568 | 2 | 720 |
| | | | 2 | 12 | 7 | | | 1 | | 3 | | 36 | 68 |
| 2 | 52 | | 94 | 7 | 381 | 2 | 87 | 5 | 95 | 2 | 153 | 2 | 147 |
| | | | | | | | | | | | | | |
| | 23 | | 585 | 4 | 491 | | 30 | | 81 | 28 | 314 | 9 | 241 |
| | | | 7 | 6 | 19 | | 1 | | 27 | 102 | 5,204 | 8 | 55 |
| 26 | 17 | 121 | 116 | 411 | 237 | 40 | 19 | 138 | 49 | 205 | 17 | 672 | 598 |
| 1 | | 2 | 40 | 10 | 26 | 6 | 3 | | 7 | 6 | 17 | 12 | 7 |
| 2 | | 7 | | 31 | 44 | 10 | | 16 | | 14 | 2 | 3 | |
| | | | | 2 | | 1 | | 2 | | | | | |
| 126 | | 188 | | 710 | | 157 | | 405 | | 292 | | 291 | 1 |
| | | | | 2 | 8 | | | | | | | | |
| 164 | 2 | 197 | 3 | 1,007 | 9 | 158 | 3 | 422 | 5 | 331 | 2 | 317 | 4 |
| 52 | | 14 | | 70 | | 11 | | 43 | | 78 | | 36 | |
| 12 | 1 | 23 | 2 | 62 | 6 | 19 | 3 | 26 | 1 | 28 | 1 | 26 | 2 |
| | 1 | | | 5 | 1 | | | 726 | 63 | 1 | | | |
| 19 | 6 | 52 | 1 | 182 | 21 | 43 | 6 | 77 | 4 | 260 | 3 | 190 | 2 |
| 22 | | 28 | 2 | 158 | 14 | 28 | | 71 | 11 | 38 | 1 | 58 | 6 |
| 267 | 74 | 308 | 36 | 1,488 | 226 | 183 | 15 | 602 | 134 | 454 | 159 | 704 | 392 |

STATISTICS OF POPULATION.

TABLE 94.—TOTAL PERSONS 10 YEARS OF AGE AND OVER ENGAGED IN EACH SPECIFIED OCCUPATION,

| OCCUPATIONS. | WASHINGTON, D. C. | | WATERBURY, CONN. | | WHEELING, W. VA. | | WILKESBARE, PA. | |
|---|-------------------|----------|------------------|----------|------------------|----------|-----------------|----------|
| | Males. | Females. | Males. | Females. | Males. | Females. | Males. | Females. |
| 1 Population 10 years of age and over | 108,613 | 123,224 | 18,097 | 17,569 | 15,090 | 16,103 | 19,161 | 20,400 |
| 2 All occupations ¹ | 85,780 | 41,161 | 15,069 | 5,082 | 12,308 | 3,356 | 15,593 | 4,817 |
| 3 Agricultural pursuits | 1,440 | 48 | 106 | 3 | 79 | 1 | 89 | 8 |
| 4 Agricultural laborers ¹ | 614 | 4 | 67 | 1 | 25 | | 30 | 5 |
| 5 Dairywomen and dairymen | 117 | 15 | | 1 | 14 | | | |
| 6 Farmers, planters, and overseers | 217 | 9 | 12 | 1 | 26 | | 21 | |
| 7 Gardeners, florists, nurserymen, etc. | 462 | 20 | 13 | | 8 | | 25 | 3 |
| 8 Lumbermen and raftsmen | 3 | | 2 | | | | 11 | |
| 9 Stock raisers, herders, and drovers | 20 | | | | 6 | | 2 | |
| 10 Turpentine farmers and laborers | | | | | | | | |
| 11 Wood choppers | 6 | | 11 | | | 1 | | |
| 12 Other agricultural pursuits | 1 | | 1 | | | | | |
| 13 Professional service | 7,034 | 2,386 | 442 | 306 | 470 | 216 | 785 | 281 |
| 14 Actors, professional showmen, etc. | 125 | 34 | 22 | 2 | 25 | 6 | 24 | 1 |
| 15 Architects, designers, draughtsmen, etc. | 478 | 10 | 57 | | 20 | | 41 | 2 |
| 16 Artists and teachers of art | 164 | 146 | 3 | 3 | 7 | 13 | 11 | 8 |
| 17 Clergymen | 504 | 17 | 38 | 1 | 44 | 4 | 70 | 1 |
| 18 Dentists | 234 | 7 | 16 | 1 | 28 | 1 | 32 | 1 |
| 19 Electricians | 461 | 3 | 38 | | 48 | | 40 | |
| 20 Engineers (civil, etc.) and surveyors | 351 | 1 | 23 | | 24 | | 114 | |
| 21 Journalists | 398 | 38 | 20 | 1 | 23 | | 35 | |
| 22 Lawyers | 1,445 | 28 | 42 | 1 | 68 | 1 | 148 | 6 |
| 23 Literary and scientific persons | 239 | 78 | 6 | 4 | 11 | 4 | 4 | 8 |
| 24 Musicians and teachers of music | 414 | 307 | 38 | 40 | 35 | 34 | 49 | 29 |
| 25 Officials (government) | 900 | 18 | 36 | 2 | 28 | 2 | 51 | 2 |
| 26 Physicians and surgeons | 881 | 56 | 67 | 6 | 67 | 3 | 107 | 9 |
| 27 Teachers and professors in colleges, etc. | 390 | 1,598 | 23 | 244 | 27 | 147 | 52 | 212 |
| 28 Other professional service | 50 | 50 | 8 | 1 | 15 | 1 | 7 | 2 |
| 29 Domestic and personal service | 23,527 | 25,349 | 3,096 | 1,191 | 2,016 | 1,157 | 3,391 | 2,035 |
| 30 Barbers and hairdressers | 860 | 89 | 131 | 2 | 117 | 3 | 122 | 5 |
| 31 Bartenders | 581 | 5 | 128 | 1 | 144 | | 94 | |
| 32 Boarding and lodging house keepers | 40 | 480 | 3 | 66 | 8 | 48 | 7 | 39 |
| 33 Hotel keepers | 139 | 21 | 16 | 3 | 25 | 2 | 101 | 1 |
| 34 Housekeepers and stewards ¹ | 96 | 529 | 6 | 170 | 6 | 99 | 13 | 90 |
| 35 Janitors and sextons | 511 | 40 | 52 | 1 | 49 | 13 | 57 | 10 |
| 36 Laborers (not specified) ¹ | 12,476 | 263 | 2,290 | 107 | 1,179 | 19 | 2,515 | 31 |
| 37 Launderers and laundresses | 474 | 7,192 | 62 | 60 | 20 | 202 | 22 | 119 |
| 38 Nurses and midwives | 251 | 1,311 | 5 | 105 | 5 | 58 | 4 | 125 |
| 39 Restaurant keepers | 287 | 94 | 18 | 2 | 10 | 1 | 13 | 2 |
| 40 Saloon keepers | 325 | 18 | 118 | 5 | 117 | 4 | 37 | 2 |
| 41 Servants and waiters | 4,898 | 15,231 | 92 | 661 | 179 | 702 | 184 | 1,601 |
| 42 Soldiers, sailors, and marines (U. S.) | 745 | | 26 | | 5 | | 35 | |
| 43 Watchmen, policemen, firemen, etc. | 1,667 | 4 | 128 | 1 | 134 | | 159 | 1 |
| 44 Other domestic and personal service | 197 | 72 | 21 | 7 | 18 | 6 | 28 | 9 |
| 45 Trade and transportation | 32,640 | 7,913 | 2,865 | 791 | 3,470 | 677 | 4,068 | 652 |
| 46 Agents | 1,511 | 62 | 151 | 10 | 212 | 13 | 293 | 15 |
| 47 Bankers and brokers | 323 | 1 | 13 | | 42 | | 19 | |
| 48 Boatmen and sailors ¹ | 223 | | 2 | | 22 | | 5 | |
| 49 Bookkeepers and accountants ¹ | 837 | 482 | 194 | 109 | 177 | 61 | 168 | 103 |
| 50 Clerks and copyists ¹ | 11,523 | 4,697 | 476 | 178 | 371 | 66 | 479 | 70 |
| 51 Commercial travelers | 197 | 7 | 39 | | 124 | | 75 | |
| 52 Draymen, hackmen, teamsters, etc. | 3,994 | 12 | 437 | | 421 | 1 | 649 | 1 |
| 53 Foremen and overseers | 154 | 1 | 21 | | 17 | 2 | 33 | |
| 54 Hostlers | 410 | | 76 | | 60 | | 39 | |
| 55 Hucksters and peddlers | 526 | 10 | 120 | 8 | 62 | 4 | 108 | 2 |
| 56 Livery stable keepers | 92 | 2 | 22 | | 17 | | 20 | |
| 57 Merchants and dealers (except wholesale) | 3,945 | 417 | 505 | 25 | 568 | 47 | 593 | 34 |
| 58 Merchants and dealers (wholesale) | 176 | 1 | 13 | | 71 | 1 | 23 | |
| 59 Messengers and errand and office boys | 1,345 | 37 | 58 | 3 | 59 | 2 | 111 | 14 |
| 60 Officials of banks and companies | 390 | 4 | 43 | | 77 | 1 | 61 | 2 |
| 61 Packers and shippers | 35 | 10 | 31 | 199 | 72 | 118 | 15 | 13 |
| 62 Porters and helpers (in stores, etc.) | 921 | 4 | 9 | | 68 | | 16 | |
| 63 Salesmen and saleswomen | 2,644 | 1,320 | 388 | 155 | 543 | 234 | 552 | 305 |
| 64 Steam railroad employees | 1,185 | 35 | 145 | | 272 | 1 | 577 | 3 |
| 65 Stenographers and typewriters ¹ | 521 | 708 | 9 | 87 | 14 | 95 | 27 | 64 |
| 66 Street railway employees | 817 | 1 | 54 | | 82 | 1 | 79 | |
| 67 Telegraph and telephone linemen | 42 | | 7 | | 33 | | 15 | |
| 68 Telegraph and telephone operators | 307 | 84 | 16 | 13 | 24 | 28 | 39 | 25 |
| 69 Undertakers | 115 | | 9 | | 11 | | 14 | |
| 70 Other persons in trade and transportation | 407 | 18 | 27 | 4 | 51 | 2 | 53 | 1 |
| 71 Manufacturing and mechanical pursuits ¹ | 21,139 | 5,465 | 8,560 | 2,791 | 6,273 | 1,305 | 7,260 | 1,841 |
| <i>Building trades.</i> | | | | | | | | |
| 72 Carpenters and joiners | 2,298 | 2 | 475 | | 302 | | 550 | |
| 73 Masons (brick and stone) | 1,153 | 2 | 174 | | 152 | | 158 | |
| 74 Painters, glaziers, and varnishers | 1,441 | 4 | 267 | 17 | 188 | 1 | 225 | |
| 75 Paper hangers | 363 | | 13 | | 14 | 3 | 8 | |
| 76 Plasterers | 465 | | 22 | | 46 | | 58 | |
| 77 Plumbers and gas and steam fitters | 1,074 | | 159 | | 129 | 1 | 125 | |
| 78 Roofers and slaters | 31 | | 4 | | 9 | | 6 | |
| 79 Mechanics (not otherwise specified) | 36 | | 35 | | 1 | | 3 | |

¹See explanatory notes in table 91.

OCCUPATIONS.

CLASSIFIED BY SEX, FOR CITIES HAVING 25,000 INHABITANTS OR MORE: 1900—Continued.

| WILLIAMSPORT, PA. | | WILMINGTON, DEL. | | WOONSOCKET, R. I. | | WORCESTER, MASS. | | YONKERS, N. Y. | | YORK, PA. | | YOUNGSTOWN, OHIO. | | |
|-------------------|----------|------------------|----------|-------------------|----------|------------------|----------|----------------|----------|-----------|----------|-------------------|----------|----|
| Males. | Females. | Males. | Females. | Males. | Females. | Males. | Females. | Males. | Females. | Males. | Females. | Males. | Females. | |
| 10,704 | 12,717 | 30,804 | 30,490 | 10,460 | 11,237 | 46,948 | 47,375 | 17,802 | 19,295 | 12,945 | 13,850 | 18,452 | 16,401 | 1 |
| 8,434 | 3,029 | 26,006 | 7,670 | 8,545 | 3,691 | 37,264 | 12,329 | 14,330 | 5,372 | 10,423 | 2,915 | 15,212 | 2,730 | 2 |
| 142 | 4 | 170 | 1 | 191 | 2 | 720 | 10 | 437 | 8 | 58 | 3 | 79 | 1 | 3 |
| 31 | 3 | 72 | 3 | 88 | 2 | 420 | 5 | 263 | 2 | 23 | 1 | 45 | 1 | 4 |
| 28 | 1 | 44 | 3 | 39 | 1 | 209 | 4 | 77 | 3 | 16 | 1 | 18 | 1 | 5 |
| 6 | 1 | 48 | 1 | 11 | 1 | 81 | 4 | 96 | 3 | 10 | 1 | 16 | 1 | 6 |
| 76 | 1 | 2 | 1 | 1 | 1 | 1 | 1 | 1 | 1 | 1 | 1 | 1 | 1 | 7 |
| 1 | 1 | 1 | 1 | 1 | 1 | 1 | 1 | 1 | 1 | 1 | 1 | 1 | 1 | 8 |
| 1 | 1 | 1 | 1 | 1 | 1 | 1 | 1 | 1 | 1 | 1 | 1 | 1 | 1 | 9 |
| 1 | 1 | 1 | 1 | 1 | 1 | 1 | 1 | 1 | 1 | 1 | 1 | 1 | 1 | 10 |
| 1 | 1 | 1 | 1 | 1 | 1 | 1 | 1 | 1 | 1 | 1 | 1 | 1 | 1 | 11 |
| 1 | 1 | 1 | 1 | 1 | 1 | 1 | 1 | 1 | 1 | 1 | 1 | 1 | 1 | 12 |
| 423 | 227 | 955 | 511 | 217 | 158 | 1,582 | 949 | 845 | 263 | 455 | 173 | 647 | 274 | 13 |
| 13 | 1 | 19 | 7 | 8 | 8 | 49 | 1 | 19 | 6 | 7 | 7 | 25 | 14 | 14 |
| 13 | 1 | 161 | 2 | 23 | 23 | 190 | 9 | 100 | 1 | 39 | 1 | 36 | 4 | 15 |
| 16 | 9 | 11 | 14 | 2 | 2 | 25 | 27 | 20 | 4 | 9 | 7 | 17 | 2 | 16 |
| 59 | 13 | 119 | 2 | 20 | 2 | 131 | 9 | 70 | 1 | 72 | 3 | 52 | 4 | 17 |
| 23 | 1 | 34 | 2 | 17 | 1 | 91 | 1 | 20 | 1 | 21 | 1 | 23 | 1 | 18 |
| 22 | 1 | 98 | 1 | 19 | 1 | 135 | 1 | 124 | 1 | 29 | 1 | 82 | 2 | 19 |
| 22 | 1 | 93 | 1 | 17 | 1 | 96 | 1 | 75 | 1 | 17 | 1 | 56 | 1 | 20 |
| 22 | 1 | 35 | 1 | 16 | 1 | 74 | 3 | 23 | 3 | 20 | 1 | 17 | 2 | 21 |
| 74 | 1 | 101 | 1 | 18 | 1 | 131 | 4 | 135 | 4 | 55 | 1 | 77 | 2 | 22 |
| 1 | 1 | 14 | 6 | 2 | 2 | 47 | 32 | 22 | 14 | 5 | 2 | 25 | 3 | 23 |
| 23 | 40 | 51 | 75 | 15 | 25 | 84 | 152 | 50 | 47 | 17 | 17 | 36 | 37 | 24 |
| 41 | 1 | 63 | 1 | 15 | 1 | 116 | 3 | 54 | 3 | 32 | 4 | 40 | 4 | 25 |
| 54 | 10 | 113 | 5 | 28 | 3 | 192 | 44 | 64 | 3 | 52 | 2 | 37 | 8 | 26 |
| 37 | 147 | 33 | 392 | 17 | 125 | 201 | 660 | 57 | 185 | 58 | 141 | 22 | 207 | 27 |
| 4 | 4 | 10 | 3 | 4 | 1 | 20 | 4 | 12 | 2 | 22 | 2 | 2 | 3 | 28 |
| 2,173 | 1,110 | 5,907 | 3,440 | 1,069 | 501 | 5,266 | 4,413 | 2,661 | 1,872 | 1,779 | 913 | 3,198 | 1,171 | 29 |
| 82 | 1 | 226 | 8 | 66 | 1 | 270 | 21 | 100 | 2 | 98 | 2 | 120 | 2 | 30 |
| 36 | 1 | 114 | 1 | 64 | 1 | 132 | 1 | 112 | 1 | 50 | 1 | 33 | 1 | 31 |
| 6 | 40 | 4 | 155 | 7 | 46 | 23 | 155 | 5 | 25 | 4 | 25 | 3 | 41 | 32 |
| 44 | 4 | 39 | 4 | 9 | 9 | 38 | 10 | 52 | 3 | 30 | 1 | 25 | 1 | 33 |
| 4 | 89 | 20 | 189 | 52 | 52 | 21 | 431 | 9 | 99 | 5 | 49 | 3 | 73 | 34 |
| 35 | 6 | 74 | 7 | 29 | 1 | 220 | 5 | 49 | 3 | 28 | 2 | 54 | 7 | 35 |
| 1,618 | 140 | 4,612 | 94 | 659 | 81 | 3,312 | 49 | 1,733 | 20 | 1,279 | 32 | 2,410 | 37 | 36 |
| 15 | 98 | 47 | 317 | 37 | 25 | 161 | 316 | 90 | 105 | 20 | 112 | 31 | 85 | 37 |
| 2 | 91 | 2 | 163 | 15 | 15 | 87 | 549 | 12 | 123 | 2 | 30 | 2 | 75 | 38 |
| 9 | 3 | 57 | 5 | 8 | 8 | 54 | 7 | 18 | 1 | 14 | 1 | 10 | 2 | 39 |
| 7 | 1 | 98 | 7 | 47 | 1 | 60 | 1 | 83 | 1 | 2 | 2 | 152 | 10 | 40 |
| 113 | 637 | 281 | 2,484 | 37 | 279 | 368 | 2,837 | 216 | 1,436 | 93 | 656 | 136 | 837 | 41 |
| 16 | 1 | 32 | 1 | 12 | 1 | 38 | 1 | 12 | 1 | 44 | 1 | 7 | 1 | 42 |
| 103 | 1 | 263 | 1 | 85 | 1 | 426 | 2 | 135 | 2 | 97 | 1 | 133 | 1 | 43 |
| 13 | 1 | 38 | 7 | 9 | 2 | 56 | 31 | 35 | 3 | 13 | 3 | 29 | 1 | 44 |
| 2,525 | 359 | 6,044 | 1,074 | 1,665 | 283 | 9,695 | 2,020 | 3,639 | 514 | 2,543 | 385 | 3,563 | 670 | 45 |
| 164 | 6 | 326 | 11 | 104 | 6 | 557 | 44 | 312 | 12 | 144 | 3 | 186 | 15 | 46 |
| 35 | 1 | 40 | 1 | 9 | 1 | 59 | 1 | 70 | 1 | 16 | 1 | 11 | 1 | 47 |
| 1 | 1 | 67 | 1 | 1 | 1 | 14 | 1 | 41 | 1 | 4 | 1 | 1 | 1 | 48 |
| 141 | 56 | 211 | 166 | 68 | 74 | 569 | 483 | 258 | 101 | 110 | 21 | 167 | 129 | 49 |
| 871 | 45 | 1,119 | 187 | 189 | 41 | 1,365 | 299 | 604 | 76 | 394 | 71 | 512 | 165 | 50 |
| 91 | 1 | 47 | 1 | 14 | 1 | 184 | 3 | 22 | 3 | 70 | 3 | 68 | 2 | 51 |
| 230 | 1 | 562 | 1 | 233 | 1 | 1,532 | 1 | 626 | 3 | 254 | 3 | 428 | 1 | 52 |
| 43 | 2 | 64 | 5 | 15 | 1 | 79 | 5 | 54 | 3 | 24 | 2 | 48 | 1 | 53 |
| 30 | 1 | 123 | 1 | 60 | 1 | 184 | 1 | 110 | 1 | 76 | 1 | 54 | 1 | 54 |
| 27 | 1 | 87 | 1 | 52 | 1 | 358 | 18 | 78 | 4 | 84 | 3 | 70 | 5 | 55 |
| 9 | 1 | 38 | 1 | 9 | 1 | 43 | 1 | 9 | 1 | 16 | 1 | 24 | 1 | 56 |
| 378 | 21 | 1,074 | 188 | 325 | 10 | 1,321 | 73 | 668 | 51 | 565 | 24 | 498 | 39 | 57 |
| 11 | 1 | 64 | 1 | 11 | 1 | 59 | 1 | 51 | 1 | 24 | 1 | 35 | 1 | 58 |
| 17 | 1 | 129 | 1 | 21 | 1 | 155 | 27 | 36 | 4 | 43 | 1 | 21 | 1 | 59 |
| 58 | 1 | 134 | 1 | 34 | 2 | 170 | 2 | 69 | 2 | 40 | 1 | 70 | 1 | 60 |
| 47 | 20 | 28 | 7 | 32 | 18 | 207 | 84 | 14 | 6 | 56 | 89 | 4 | 1 | 61 |
| 17 | 1 | 29 | 1 | 1 | 1 | 53 | 1 | 9 | 3 | 17 | 1 | 16 | 1 | 62 |
| 278 | 141 | 440 | 357 | 261 | 106 | 1,406 | 648 | 265 | 95 | 302 | 102 | 311 | 174 | 63 |
| 455 | 2 | 1,099 | 1 | 163 | 1 | 849 | 1 | 131 | 5 | 174 | 5 | 802 | 1 | 64 |
| 26 | 52 | 59 | 110 | 3 | 17 | 30 | 261 | 43 | 114 | 24 | 43 | 17 | 95 | 65 |
| 23 | 1 | 120 | 1 | 34 | 1 | 238 | 1 | 62 | 1 | 41 | 1 | 94 | 1 | 66 |
| 12 | 1 | 24 | 1 | 24 | 1 | 24 | 1 | 25 | 1 | 10 | 1 | 23 | 1 | 67 |
| 32 | 10 | 83 | 35 | 3 | 6 | 44 | 47 | 28 | 26 | 22 | 20 | 31 | 33 | 68 |
| 11 | 1 | 33 | 1 | 8 | 1 | 29 | 1 | 9 | 1 | 8 | 1 | 12 | 1 | 69 |
| 18 | 3 | 44 | 2 | 8 | 1 | 96 | 23 | 45 | 8 | 25 | 3 | 60 | 1 | 70 |
| 3,171 | 1,329 | 12,930 | 2,644 | 5,403 | 2,747 | 20,001 | 4,937 | 6,748 | 2,715 | 5,593 | 1,441 | 7,725 | 614 | 71 |
| 278 | 1 | 1,228 | 2 | 250 | 1 | 1,574 | 3 | 722 | 1 | 531 | 1 | 525 | 1 | 72 |
| 86 | 3 | 253 | 1 | 85 | 1 | 463 | 1 | 298 | 3 | 170 | 1 | 231 | 1 | 73 |
| 140 | 3 | 683 | 31 | 177 | 1 | 787 | 6 | 312 | 6 | 400 | 1 | 244 | 3 | 74 |
| 7 | 1 | 65 | 1 | 4 | 1 | 96 | 1 | 11 | 1 | 29 | 1 | 17 | 1 | 75 |
| 22 | 1 | 59 | 1 | 8 | 1 | 11 | 1 | 18 | 1 | 43 | 1 | 41 | 1 | 76 |
| 53 | 1 | 323 | 1 | 72 | 1 | 337 | 1 | 224 | 1 | 90 | 1 | 108 | 1 | 77 |
| 1 | 1 | 46 | 1 | 7 | 1 | 56 | 1 | 12 | 1 | 11 | 1 | 30 | 1 | 78 |
| 1 | 1 | 4 | 1 | 5 | 1 | 14 | 1 | 3 | 1 | 5 | 1 | 5 | 1 | 79 |

*

TABLE 94.—TOTAL PERSONS 10 YEARS OF AGE AND OVER ENGAGED IN EACH SPECIFIED OCCUPATION,

| OCCUPATIONS. | WASHINGTON, D. C. | | WATERBURY, CONN. | | WHEELING, W. VA. | | WILKESBARRE, PA. | |
|--|-------------------|----------|------------------|----------|------------------|----------|------------------|----------|
| | Males. | Females. | Males. | Females. | Males. | Females. | Males. | Females. |
| Manufacturing and mechanical pursuits ¹ —Continued. | | | | | | | | |
| <i>Chemicals and allied products.</i> | | | | | | | | |
| 80 Oil well and oil works employees | | | | | 16 | | 1 | |
| 81 Other chemical workers | | 1 | 3 | | | | 1 | |
| <i>Clay, glass, and stone products.</i> | | | | | | | | |
| 82 Brick and tile makers, etc. | 195 | | | | 6 | | 30 | |
| 83 Glass workers | 4 | 1 | 2 | | 421 | 50 | 2 | |
| 84 Marble and stone cutters | 272 | 1 | 29 | | 23 | | 39 | 1 |
| 85 Potters | 27 | | 1 | | 382 | 199 | | |
| <i>Fishing and mining.</i> | | | | | | | | |
| 86 Fishermen and oystermen ¹ | 34 | 1 | | | | | 2 | |
| 87 Miners and quarrymen ¹ | 86 | | 8 | | 136 | | 2,870 | 9 |
| <i>Food and kindred products.</i> | | | | | | | | |
| 88 Bakers | 622 | 26 | 102 | 4 | 71 | 5 | 94 | 2 |
| 89 Butchers | 569 | 1 | 100 | | 87 | | 114 | |
| 90 Butter and cheese makers | 70 | 2 | 3 | 4 | 1 | | 8 | |
| 91 Confectioners | 215 | 39 | 7 | | 61 | 13 | 27 | 5 |
| 92 Millers | 45 | | 1 | | 1 | | 12 | |
| 93 Other food preparers | 2 | | | | 10 | 52 | 7 | |
| <i>Iron and steel and their products.</i> | | | | | | | | |
| 94 Blacksmiths | 775 | 1 | 129 | | 108 | 1 | 216 | 1 |
| 95 Iron and steel workers ¹ | 300 | | 268 | 8 | 1,101 | 1 | 216 | 1 |
| 96 Machinists | 1,392 | 2 | 747 | 2 | 169 | | 355 | 1 |
| 97 Steam boiler makers | 39 | | 5 | | 22 | | 57 | |
| 98 Stove, furnace, and grate makers | 5 | | | | 26 | | | |
| 99 Tool and cutlery makers | 23 | | 433 | | 12 | | 37 | |
| 100 Wheelwrights | 76 | | 1 | | 1 | | 13 | |
| 101 Wire workers | 9 | 2 | 155 | 1 | 6 | | 117 | 18 |
| <i>Leather and its finished products.</i> | | | | | | | | |
| 102 Boot and shoe makers and repairers | 496 | | 87 | 2 | 59 | 1 | 103 | 1 |
| 103 Harness and saddle makers and repairers | 108 | | 21 | | 34 | | 21 | |
| 104 Leather curriers and tanners | 14 | 1 | 3 | | 43 | | 2 | |
| 105 Trunk and leather-case makers, etc. | 12 | | | | 1 | | | |
| <i>Liquors and beverages.</i> | | | | | | | | |
| 106 Bottlers and soda water makers | 52 | | 21 | | 16 | 4 | 14 | 1 |
| 107 Brewers and maltsters | 118 | | 12 | | 62 | 1 | 50 | |
| 108 Distillers and rectifiers | 3 | | | | 1 | | | |
| <i>Lumber and its remanufactures.</i> | | | | | | | | |
| 109 Cabinet makers | 190 | | 10 | 1 | 16 | | 6 | |
| 110 Coopers | 27 | | 5 | | 50 | | 4 | |
| 111 Saw and planing mill employees | 58 | | 11 | | 13 | | 12 | |
| 112 Other wood workers | 125 | 7 | 32 | 7 | 16 | | 36 | 1 |
| <i>Metals and metal products other than iron and steel.</i> | | | | | | | | |
| 113 Brass workers | 26 | | 1,460 | 257 | 3 | | 3 | |
| 114 Clock and watch makers and repairers | 72 | | 680 | 475 | 8 | | 14 | |
| 115 Gold and silver workers | 28 | 3 | 34 | 7 | | | | |
| 116 Tinplate and tinware makers | 469 | 1 | 24 | | 565 | 39 | 73 | 2 |
| 117 Other metal workers | 114 | | 703 | 271 | 187 | 11 | 10 | |
| <i>Paper and printing.</i> | | | | | | | | |
| 118 Bookbinders | 405 | 279 | 8 | 4 | 6 | 13 | 23 | 20 |
| 119 Box makers (paper) | 5 | 7 | 10 | 129 | 2 | 24 | 2 | 5 |
| 120 Engravers | 144 | 7 | 12 | | 9 | | 4 | |
| 121 Paper and pulp mill operatives | 3 | 5 | | | 1 | | 1 | |
| 122 Printers, lithographers, and pressmen | 2,342 | 481 | 88 | 14 | 107 | 17 | 145 | 4 |
| <i>Textiles.</i> | | | | | | | | |
| 123 Bleachery and dye works operatives | 81 | 17 | 7 | | 18 | 1 | 16 | |
| 124 Carpet factory operatives ¹ | 5 | 3 | | 3 | | | 9 | 1 |
| 125 Cotton mill operatives | | | 1 | 24 | 1 | | 43 | 76 |
| 126 Hosiery and knitting mill operatives | | | 2 | 5 | | | 5 | 56 |
| 127 Silk mill operatives | | 1 | 7 | 66 | 2 | | 70 | 341 |
| 128 Woolen mill operatives | | | 1 | 1 | 1 | | 2 | |
| 129 Other textile mill operatives | | | 24 | 64 | 3 | 4 | 91 | 52 |
| 130 Dressmakers | 10 | 2,993 | 1 | 200 | 1 | 333 | 2 | 453 |
| 131 Hat and cap makers | 3 | 1 | 7 | 1 | | 1 | 2 | |
| 132 Milliners | 11 | 344 | 4 | 92 | 7 | 81 | 3 | 106 |
| 133 Seamstresses | 2 | 813 | 1 | 18 | 1 | 113 | 2 | 195 |
| 134 Shirt, collar, and cuff makers | 5 | 6 | 3 | 1 | | | 7 | 89 |
| 135 Tailors and tailoresses | 616 | 214 | 101 | 6 | 103 | 69 | 119 | 34 |
| 136 Other textile workers | 31 | 15 | 4 | 3 | 5 | 3 | 139 | 265 |
| <i>Miscellaneous industries.</i> | | | | | | | | |
| 137 Broom and brush makers | 16 | 1 | 1 | | 1 | | | |
| 138 Charcoal, coke, and lime burners | 2 | | | | 1 | | | |
| 139 Engineers and firemen (not locomotive) ¹ | 1,116 | | 154 | | 227 | | 213 | 1 |
| 140 Glove makers | | 2 | | 1 | | | | |
| 141 Manufacturers and officials, etc. | 925 | 15 | 204 | 5 | 242 | 2 | 186 | |
| 142 Model and pattern makers | 67 | | 26 | | 8 | | 14 | |
| 143 Photographers | 184 | 19 | 19 | 2 | 15 | | 17 | 4 |
| 144 Rubber factory operatives | | | 4 | 10 | | | 1 | |
| 145 Tobacco and cigar factory operatives | 94 | 16 | 24 | | 426 | 146 | 59 | 5 |
| 146 Upholsterers | 234 | 4 | 10 | | 26 | 4 | 29 | 2 |
| 147 Other miscellaneous industries | 858 | 125 | 1,596 | 1,026 | 520 | 107 | 359 | 73 |

¹See explanatory notes in table 91.

*

OCCUPATIONS.

CLASSIFIED BY SEX, FOR CITIES HAVING 25,000 INHABITANTS OR MORE: 1900—Continued.

| WILLIAMSPORT, PA. | | WILMINGTON, DEL. | | WOONSOCKET, R. I. | | WORCESTER, MASS. | | YONKERS, N. Y. | | YORK, PA. | | YOUNGSTOWN, OHIO. | | |
|-------------------|----------|------------------|----------|-------------------|----------|------------------|----------|----------------|----------|-----------|----------|-------------------|----------|--------|
| Males. | Females. | Males. | Females. | Males. | Females. | Males. | Females. | Males. | Females. | Males. | Females. | Males. | Females. | |
| 1 | | | | | | 2 | | | | | | | 80 | |
| 1 | | 17 | 2 | | | 9 | | 17 | 10 | 2 | | | 81 | |
| 14 | | 87 | 1 | 2 | | 40 | 2 | 1 | | 49 | | 12 | 82 | |
| 3 | | 77 | | | | 6 | | 1 | | 1 | | 4 | 83 | |
| 20 | | 75 | 2 | 16 | | 127 | | 66 | | 44 | | 30 | 84 | |
| | | | | | 2 | 1 | | | | 8 | | 1 | 85 | |
| 2 | | 14 | | | | | | 1 | | 1 | | | 86 | |
| 2 | | 52 | | 5 | | 15 | | 14 | | 9 | | 51 | 87 | |
| 60 | 4 | 171 | 9 | 69 | | 212 | 5 | 77 | 2 | 152 | 16 | 37 | 88 | |
| 43 | 2 | 224 | | 58 | | 228 | | 151 | | 114 | 1 | 88 | 89 | |
| 6 | | 2 | | 1 | | 1 | | 7 | 1 | | | 1 | 90 | |
| 25 | 4 | 61 | 10 | 7 | | 29 | 4 | 11 | | 36 | 59 | 12 | 91 | |
| 8 | | 27 | | 4 | | 9 | | 1 | | 15 | | 5 | 92 | |
| | | 7 | | 1 | | 51 | 6 | 13 | | 3 | 1 | 4 | 93 | |
| 62 | | 500 | | 69 | | 453 | | 115 | | 210 | 1 | 202 | 94 | |
| 183 | 20 | 1,610 | 12 | 277 | 13 | 2,064 | 42 | 175 | | 633 | 5 | 3,695 | 95 | |
| 225 | | 1,296 | 2 | 450 | 3 | 3,426 | 9 | 639 | 4 | 512 | | 350 | 96 | |
| 39 | | 168 | | 1 | | 35 | | 5 | | 84 | | 186 | 97 | |
| 1 | | 2 | | | | 5 | | 1 | | 1 | | 2 | 98 | |
| 46 | | 24 | | 25 | | 166 | 6 | 2 | | 3 | | 1 | 99 | |
| 4 | | 45 | | 8 | | 35 | | 8 | | 24 | | 3 | 100 | |
| 1 | | 19 | | 4 | | 2,853 | 223 | 5 | | 13 | 37 | 2 | 101 | |
| 112 | 21 | 168 | 8 | 61 | 29 | 713 | 290 | 101 | 1 | 65 | 5 | 60 | 102 | |
| 19 | | 33 | | 25 | 3 | 53 | | 12 | | 29 | | 18 | 103 | |
| 115 | | 1,294 | 415 | 5 | | 352 | | 27 | | 2 | | 3 | 104 | |
| | | 3 | | | | 8 | | | | | | | 105 | |
| 7 | | 30 | 3 | 2 | | 46 | 1 | 13 | | 11 | | 6 | 106 | |
| 12 | | 47 | | | | 36 | | 13 | | 20 | | 16 | 107 | |
| | | 1 | | | | | | 1 | | | | 1 | 108 | |
| 57 | | 174 | | 1 | | 122 | 1 | 19 | | 37 | | 4 | 109 | |
| 2 | | 41 | | | | 35 | | 10 | | 26 | | 12 | 110 | |
| 261 | | 84 | | 4 | | 40 | | 16 | | 11 | | 19 | 111 | |
| 136 | 5 | 277 | 4 | 119 | 1 | 440 | 31 | 28 | | 210 | 36 | 18 | 112 | |
| 4 | 2 | 42 | | | 2 | 31 | | 14 | | 4 | | 2 | 113 | |
| 5 | | 20 | | 6 | | 36 | 4 | 6 | | 6 | 1 | 3 | 114 | |
| | | 2 | | 4 | | 13 | 3 | 1 | | | | 1 | 115 | |
| 32 | | 150 | 1 | 22 | | 111 | 1 | 72 | 2 | 58 | | 40 | 116 | |
| 13 | | 64 | 1 | 10 | | 154 | 10 | 16 | 1 | 93 | 1 | 31 | 117 | |
| 14 | 1 | 5 | 18 | 1 | 2 | 24 | 20 | 2 | | 9 | 4 | 8 | 4 118 | |
| 4 | 8 | 7 | 18 | 1 | 20 | 7 | 74 | 3 | 20 | 2 | 29 | | 4 119 | |
| 4 | | 7 | | 1 | | 28 | 2 | 1 | 1 | 1 | | 2 | 120 | |
| | | 102 | 31 | | | 100 | 267 | 9 | 2 | 107 | 10 | 1 | 121 | |
| 92 | 1 | 159 | 40 | 45 | 1 | 361 | 37 | 95 | 6 | 134 | 23 | 63 | 4 122 | |
| 6 | | 51 | 1 | 75 | 2 | 147 | 9 | 46 | 2 | 3 | | 3 | 1 123 | |
| 3 | | 3 | 2 | | | 274 | 135 | 977 | 1,789 | 29 | | 5 | 2 124 | |
| | 1 | 301 | 297 | 949 | 1,019 | 33 | 67 | | | | | | | 125 |
| | | 74 | 324 | 112 | 165 | 6 | 72 | 1 | | 7 | 49 | | | 126 |
| 137 | 357 | 11 | 71 | | 2 | 1 | 5 | 26 | 7 | 38 | 84 | | | 127 |
| 2 | 6 | 1 | 1 | 633 | 456 | 279 | 235 | 5 | 2 | | | | | 128 |
| | 5 | 70 | 68 | 425 | 320 | 308 | 463 | 12 | 47 | 2 | 10 | | 1 | 129 |
| 2 | 259 | | 744 | | 155 | 8 | 1,020 | 4 | 287 | | 274 | 1 | 369 | 130 |
| | 19 | 6 | 1 | 1 | 3 | 1 | 4 | 1,378 | 418 | | 1 | | | 131 |
| 3 | 64 | | 126 | 1 | 57 | 6 | 241 | 1 | 52 | 1 | 67 | 1 | 38 | 132 |
| | | 65 | 1 | 99 | 1 | 16 | 671 | 4 | 32 | 1 | 209 | | | 23 133 |
| | | 5 | 1 | 1 | | 8 | 24 | 4 | 2 | 7 | 43 | | | 134 |
| 110 | | 139 | 79 | 34 | 20 | 236 | 127 | 69 | 3 | 73 | 56 | 75 | 85 | 135 |
| 6 | 6 | 10 | 8 | 10 | 4 | 10 | 32 | 11 | 6 | 5 | 8 | | | 136 |
| 4 | | 4 | | 1 | 6 | 14 | 7 | | | 15 | 1 | 3 | | 137 |
| | | 1 | | | | | | | | 10 | | | | 138 |
| 90 | | 356 | | 99 | | 596 | 2 | 225 | | 117 | | 274 | | 139 |
| | | | | | | | | | | | | | | 140 |
| 166 | 1 | 390 | 6 | 109 | 1 | 741 | 10 | 262 | 5 | 245 | | 268 | 3 | 141 |
| 12 | | 83 | 1 | 8 | 2 | 117 | | 18 | | 36 | | 36 | | 142 |
| 17 | 2 | 18 | | 10 | 1 | 41 | 8 | 16 | 2 | 14 | 5 | 22 | 2 | 143 |
| 124 | 149 | 3 | | 542 | 237 | 8 | | 19 | 8 | | | | | 144 |
| 10 | 1 | 86 | 89 | 3 | | 70 | 5 | 42 | | 529 | 327 | 24 | 5 | 145 |
| 17 | 1 | 179 | 11 | 7 | | 90 | 19 | 17 | | 68 | 3 | 24 | 1 | 146 |
| 190 | 67 | 1,293 | 56 | 470 | 126 | 1,127 | 706 | 242 | 49 | 375 | 73 | 804 | 9 | 147 |

*

DWELLINGS AND FAMILIES.

TABLE 95.—POPULATION, DWELLINGS, AND FAMILIES (BY KIND), BY STATES AND TERRITORIES: 1900.

TABLE 96.—POPULATION, DWELLINGS, AND FAMILIES (BY KIND), FOR CITIES HAVING 25,000 INHABITANTS OR MORE: 1900.

TABLE 97.—PERSONS TO A DWELLING, IN DETAIL, BY STATES AND TERRITORIES: 1900.

TABLE 98.—PERSONS TO A DWELLING, IN DETAIL, FOR CITIES HAVING 25,000 INHABITANTS OR MORE: 1900.

TABLE 99.—PERSONS TO A FAMILY, IN DETAIL, BY STATES AND TERRITORIES: 1900.

TABLE 100.—PERSONS TO A FAMILY, IN DETAIL, FOR CITIES HAVING 25,000 INHABITANTS OR MORE: 1900.

TABLE 101.—NUMBER OF DWELLINGS HAVING SPECIFIED NUMBER OF FAMILIES, WITH AVERAGE NUMBER OF FAMILIES TO A DWELLING, FOR CITIES HAVING 50,000 INHABITANTS OR MORE, AND BY WARDS FOR CERTAIN CITIES: 1900.

TABLE 102.—NUMBER OF FAMILIES IN DWELLINGS ACCORDING TO SPECIFIED NUMBER OF FAMILIES, FOR CITIES HAVING 50,000 INHABITANTS OR MORE, AND BY WARDS FOR CERTAIN CITIES: 1900.

TABLE 103.—POPULATION, DWELLINGS, AND FAMILIES, BY COUNTIES: 1900.

TABLE 104.—POPULATION, DWELLINGS, AND FAMILIES, FOR PLACES HAVING 2,500 INHABITANTS OR MORE: 1900.

DWELLINGS AND FAMILIES.

605

TABLE 95.—POPULATION, DWELLINGS, AND FAMILIES (BY KIND), BY STATES AND TERRITORIES: 1900.

[The word "dwelling" means occupied dwelling.]

| STATES AND TERRITORIES. | Total population. | Total dwellings. | Total families. | PRIVATE FAMILIES. | | FAMILIES NOT PRIVATE. | | | | |
|--------------------------------------|-------------------|------------------|-----------------|-------------------|-------------|-----------------------|-----------|---------|--------------|---------------------|
| | | | | Number. | Population. | Hotel. | Boarding. | School. | Institution. | Other. ¹ |
| The United States ² | 76,308,387 | 14,474,777 | 16,289,797 | 16,006,437 | 73,562,195 | 55,675 | 68,482 | 2,696 | 8,495 | 98,012 |
| Alabama..... | 1,828,697 | 362,295 | 374,765 | 370,980 | 1,799,695 | 320 | 915 | 25 | 142 | 2,388 |
| Alaska..... | 68,592 | 10,565 | 13,459 | 12,183 | 39,638 | 67 | 23 | 8 | 11 | 1,167 |
| Arizona..... | 122,931 | 28,763 | 29,875 | 27,817 | 109,183 | 148 | 219 | 9 | 25 | 1,657 |
| Arkansas..... | 1,311,564 | 259,004 | 265,238 | 262,421 | 1,290,090 | 617 | 838 | 21 | 82 | 1,259 |
| California..... | 1,485,053 | 313,217 | 341,781 | 324,690 | 1,319,602 | 2,256 | 3,267 | 79 | 279 | 11,210 |
| Colorado..... | 539,700 | 120,364 | 127,459 | 122,349 | 496,430 | 676 | 1,684 | 23 | 89 | 2,638 |
| Connecticut..... | 908,420 | 159,677 | 203,424 | 200,640 | 871,648 | 497 | 1,340 | 52 | 175 | 720 |
| Delaware..... | 184,735 | 38,191 | 39,446 | 39,007 | 179,833 | 98 | 180 | 6 | 28 | 127 |
| District of Columbia..... | 278,718 | 49,385 | 56,678 | 55,465 | 261,233 | 129 | 469 | 16 | 60 | 539 |
| Florida..... | 528,542 | 113,594 | 117,001 | 113,629 | 508,915 | 287 | 510 | 8 | 82 | 2,485 |
| Georgia..... | 2,216,331 | 436,153 | 455,557 | 450,712 | 2,177,305 | 395 | 1,111 | 36 | 213 | 3,090 |
| Hawaii..... | 154,001 | 32,366 | 36,922 | 29,763 | 110,306 | 48 | 65 | 8 | 40 | 6,998 |
| Idaho..... | 161,772 | 36,487 | 37,491 | 35,819 | 149,871 | 216 | 215 | 7 | 19 | 1,215 |
| Illinois..... | 4,821,550 | 845,836 | 1,036,158 | 1,024,189 | 4,664,631 | 2,853 | 4,506 | 146 | 503 | 3,961 |
| Indiana..... | 2,516,462 | 552,495 | 571,513 | 567,072 | 2,460,026 | 1,252 | 1,808 | 70 | 275 | 1,086 |
| Indian Territory..... | 392,060 | 75,539 | 76,701 | 76,017 | 386,638 | 226 | 194 | 20 | 11 | 233 |
| Iowa..... | 2,231,853 | 468,682 | 480,878 | 476,710 | 2,177,934 | 1,598 | 1,208 | 82 | 227 | 1,053 |
| Kansas..... | 1,470,495 | 314,375 | 321,947 | 319,422 | 1,438,919 | 922 | 713 | 30 | 158 | 702 |
| Kentucky..... | 2,147,174 | 413,974 | 437,054 | 434,228 | 2,112,452 | 566 | 889 | 43 | 249 | 1,079 |
| Louisiana..... | 1,381,625 | 269,395 | 284,875 | 281,449 | 1,351,820 | 362 | 367 | 58 | 118 | 2,021 |
| Maine..... | 694,466 | 148,507 | 163,344 | 161,588 | 670,067 | 539 | 761 | 20 | 132 | 304 |
| Maryland..... | 1,188,044 | 221,706 | 242,331 | 239,837 | 1,152,972 | 505 | 918 | 52 | 165 | 854 |
| Massachusetts..... | 2,805,346 | 451,362 | 613,659 | 604,873 | 2,672,527 | 1,112 | 4,823 | 167 | 513 | 2,171 |
| Michigan..... | 2,420,932 | 521,648 | 548,094 | 542,358 | 2,345,548 | 1,919 | 1,947 | 76 | 227 | 1,567 |
| Minnesota..... | 1,761,394 | 317,037 | 342,658 | 337,284 | 1,669,015 | 1,908 | 1,196 | 85 | 153 | 2,032 |
| Mississippi..... | 1,551,270 | 310,963 | 318,948 | 316,114 | 1,529,042 | 357 | 647 | 36 | 127 | 1,667 |
| Missouri..... | 3,106,665 | 593,523 | 654,333 | 646,872 | 3,012,952 | 1,938 | 3,149 | 107 | 306 | 1,961 |
| Montana..... | 243,329 | 53,779 | 55,889 | 52,125 | 206,054 | 483 | 687 | 18 | 53 | 2,523 |
| Nebraska..... | 1,066,300 | 213,972 | 220,947 | 217,990 | 1,030,289 | 944 | 808 | 32 | 87 | 1,066 |
| Nevada..... | 42,385 | 10,960 | 11,190 | 10,472 | 37,438 | 121 | 71 | 4 | 15 | 507 |
| New Hampshire..... | 411,588 | 86,635 | 97,902 | 96,534 | 394,378 | 407 | 562 | 21 | 73 | 305 |
| New Jersey..... | 1,883,669 | 321,032 | 415,222 | 408,998 | 1,819,831 | 2,274 | 2,038 | 90 | 249 | 1,578 |
| New Mexico..... | 195,310 | 44,903 | 46,355 | 45,510 | 189,216 | 140 | 126 | 17 | 27 | 585 |
| New York..... | 7,268,894 | 1,035,180 | 1,634,523 | 1,608,170 | 6,922,981 | 9,325 | 7,769 | 334 | 802 | 7,633 |
| North Carolina..... | 1,893,810 | 360,491 | 370,072 | 367,565 | 1,871,311 | 399 | 763 | 34 | 171 | 1,140 |
| North Dakota..... | 319,146 | 63,319 | 64,690 | 63,360 | 305,338 | 478 | 168 | 14 | 35 | 635 |
| Ohio..... | 4,157,545 | 857,636 | 944,433 | 934,674 | 4,028,125 | 3,296 | 3,914 | 142 | 418 | 1,989 |
| Oklahoma..... | 398,331 | 85,309 | 86,908 | 85,929 | 388,356 | 351 | 191 | 23 | 23 | 391 |
| Oregon..... | 413,536 | 87,523 | 91,214 | 87,545 | 371,638 | 583 | 888 | 31 | 58 | 2,109 |
| Pennsylvania..... | 6,302,115 | 1,236,238 | 1,320,025 | 1,303,174 | 6,086,595 | 5,941 | 6,414 | 189 | 609 | 3,698 |
| Rhode Island..... | 423,556 | 67,816 | 94,179 | 92,735 | 409,713 | 243 | 800 | 23 | 71 | 307 |
| South Carolina..... | 1,340,316 | 259,302 | 269,864 | 267,859 | 1,322,918 | 166 | 477 | 31 | 114 | 1,217 |
| South Dakota..... | 401,570 | 81,863 | 83,536 | 82,290 | 388,013 | 489 | 229 | 37 | 37 | 454 |
| Tennessee..... | 2,020,616 | 385,588 | 402,536 | 399,017 | 1,982,406 | 545 | 1,250 | 44 | 217 | 1,463 |
| Texas..... | 3,048,710 | 575,734 | 589,291 | 582,055 | 2,983,793 | 1,727 | 2,350 | 71 | 279 | 2,809 |
| Utah..... | 276,749 | 53,490 | 56,196 | 55,208 | 267,268 | 175 | 266 | 12 | 22 | 513 |
| Vermont..... | 343,641 | 75,021 | 81,462 | 80,559 | 332,800 | 232 | 370 | 15 | 64 | 162 |
| Virginia..... | 1,854,184 | 347,159 | 364,517 | 360,749 | 1,813,217 | 546 | 1,023 | 68 | 214 | 1,917 |
| Washington..... | 518,103 | 106,622 | 113,086 | 107,171 | 446,799 | 947 | 841 | 32 | 80 | 4,015 |
| West Virginia..... | 958,800 | 180,715 | 186,291 | 183,780 | 984,639 | 559 | 553 | 12 | 96 | 1,291 |
| Wisconsin..... | 2,069,042 | 398,017 | 426,063 | 420,327 | 1,991,415 | 2,764 | 1,334 | 109 | 254 | 1,275 |
| Wyoming..... | 92,531 | 19,664 | 20,116 | 18,632 | 78,118 | 169 | 133 | 3 | 16 | 1,153 |

¹ Includes groups of laborers at work on farms and plantations, railroads, roads, etc.; groups of miners and lumbermen in camps, etc.; crews of boats and vessels; soldiers and sailors at military posts and stations and on naval vessels; and miscellaneous groups of persons lodging together but having no family relationship in common.

² Includes persons in the military and naval service of the United States (including civilian employees, etc.) stationed abroad, not credited to any state or territory.

STATISTICS OF POPULATION.

TABLE 96.—POPULATION, DWELLINGS, AND FAMILIES (BY KIND), FOR CITIES HAVING 25,000 INHABITANTS OR MORE: 1900.

[The word "dwelling" means occupied dwelling.]

| CITIES. | Total population. | Total dwellings. | Total families. | PRIVATE FAMILIES. | | FAMILIES NOT PRIVATE. | | | | |
|----------------------|-------------------|------------------|-----------------|-------------------|-------------|-----------------------|-----------|---------|--------------|---------------------|
| | | | | Number. | Population. | Hotel. | Boarding. | School. | Institution. | Other. ¹ |
| Akron, Ohio | 42,728 | 8,649 | 9,746 | 9,605 | 41,296 | 36 | 86 | 2 | 1 | 16 |
| Albany, N. Y. | 94,151 | 13,567 | 21,627 | 21,243 | 88,679 | 95 | 201 | 11 | 18 | 59 |
| Allentown, Pa. | 129,896 | 20,321 | 26,558 | 26,148 | 124,341 | 75 | 251 | 1 | 23 | 60 |
| Allentown, Pa. | 35,416 | 7,558 | 7,930 | 7,827 | 34,211 | 39 | 49 | 2 | 2 | 11 |
| Altoona, Pa. | 38,973 | 7,943 | 8,179 | 8,048 | 37,638 | 49 | 55 | 3 | 1 | 23 |
| Atlanta, Ga. | 89,872 | 16,555 | 20,563 | 20,185 | 84,855 | 32 | 211 | 9 | 11 | 115 |
| Atlantic City, N. J. | 27,838 | 5,005 | 5,491 | 4,896 | 22,257 | 292 | 246 | ----- | 4 | 53 |
| Auburn, N. Y. | 50,345 | 5,709 | 6,813 | 6,703 | 27,748 | 32 | 50 | ----- | 9 | 19 |
| Augusta, Ga. | 39,441 | 8,109 | 9,798 | 9,661 | 37,961 | 3 | 82 | 4 | 6 | 42 |
| Baltimore, Md. | 508,957 | 89,442 | 105,584 | 104,146 | 489,815 | 243 | 674 | 25 | 89 | 407 |
| Bay City, Mich. | 27,628 | 5,569 | 5,904 | 5,825 | 26,824 | 27 | 35 | 1 | 4 | 12 |
| Bayonne, N. J. | 82,722 | 4,414 | 6,605 | 6,514 | 31,989 | 32 | 27 | 1 | 3 | 28 |
| Binghamton, N. Y. | 39,647 | 7,018 | 9,440 | 9,318 | 36,612 | 48 | 39 | 3 | 7 | 25 |
| Birmingham, Ala. | 38,415 | 6,618 | 8,453 | 8,091 | 34,596 | 40 | 150 | 1 | 11 | 160 |
| Boston, Mass. | 560,892 | 66,482 | 117,244 | 114,705 | 521,736 | 198 | 1,690 | 24 | 102 | 525 |
| Bridgeport, Conn. | 70,996 | 11,329 | 15,553 | 15,275 | 68,114 | 32 | 163 | 1 | 10 | 67 |
| Brockton, Mass. | 40,063 | 6,639 | 9,421 | 9,327 | 39,010 | 8 | 64 | ----- | 4 | 18 |
| Buffalo, N. Y. | 352,387 | 49,914 | 73,631 | 72,436 | 335,847 | 520 | 421 | 24 | 41 | 189 |
| Butte, Mont. | 30,470 | 5,659 | 6,440 | 5,913 | 24,289 | 50 | 216 | 1 | 6 | 254 |
| Cambridge, Mass. | 91,886 | 13,414 | 19,434 | 19,163 | 88,047 | 12 | 181 | 12 | 9 | 57 |
| Camden, N. J. | 75,935 | 16,856 | 17,390 | 17,176 | 74,359 | 68 | 90 | 2 | 7 | 47 |
| Canton, Ohio | 30,667 | 6,597 | 7,116 | 7,032 | 29,923 | 31 | 35 | 1 | 2 | 15 |
| Cedar Rapids, Iowa | 25,656 | 5,584 | 5,940 | 5,838 | 24,684 | 21 | 43 | 2 | 4 | 32 |
| Charleston, S. C. | 55,807 | 8,679 | 13,843 | 13,655 | 53,580 | 11 | 89 | 8 | 16 | 64 |
| Chattanooga, Tenn. | 30,154 | 5,805 | 6,934 | 6,705 | 28,047 | 22 | 123 | 1 | 6 | 77 |
| Chelsea, Mass. | 34,072 | 5,170 | 7,558 | 7,479 | 33,041 | 7 | 52 | 1 | 6 | 13 |
| Chester, Pa. | 33,983 | 6,877 | 6,903 | 6,798 | 33,109 | 44 | 45 | 2 | 1 | 18 |
| Chicago, Ill. | 1,693,575 | 193,895 | 359,960 | 354,036 | 1,621,495 | 990 | 2,441 | 50 | 172 | 2,271 |
| Cincinnati, Ohio | 325,902 | 40,634 | 74,536 | 73,519 | 312,255 | 335 | 361 | 24 | 43 | 254 |
| Cleveland, Ohio | 381,768 | 63,205 | 81,519 | 80,014 | 361,852 | 407 | 760 | 21 | 56 | 261 |
| Columbus, Ohio | 125,560 | 24,219 | 27,582 | 27,013 | 113,456 | 97 | 330 | 8 | 20 | 114 |
| Council Bluffs, Iowa | 25,802 | 5,243 | 5,446 | 5,323 | 23,830 | 22 | 37 | 2 | 4 | 33 |
| Covington, Ky. | 42,388 | 7,235 | 9,443 | 9,364 | 41,919 | 15 | 33 | 1 | 9 | 21 |
| Dallas, Tex. | 42,638 | 8,254 | 9,168 | 8,705 | 38,598 | 72 | 253 | 2 | 10 | 126 |
| Davenport, Iowa | 35,254 | 7,049 | 8,011 | 7,837 | 32,502 | 53 | 78 | 3 | 12 | 28 |
| Dayton, Ohio | 85,333 | 17,987 | 19,617 | 19,384 | 82,539 | 95 | 82 | 4 | 7 | 45 |
| Denver, Colo. | 133,339 | 27,100 | 30,936 | 29,979 | 121,442 | 110 | 572 | 10 | 32 | 233 |
| Des Moines, Iowa | 32,139 | 12,708 | 14,119 | 13,912 | 59,677 | 29 | 110 | 6 | 12 | 50 |
| Detroit, Mich. | 285,704 | 52,046 | 60,605 | 59,836 | 276,494 | 177 | 293 | 20 | 28 | 151 |
| Dubuque, Iowa | 36,297 | 6,655 | 7,476 | 7,356 | 33,084 | 33 | 21 | 13 | 9 | 44 |
| Duluth, Minn. | 52,969 | 8,179 | 9,947 | 9,496 | 45,680 | 67 | 131 | 1 | 10 | 242 |
| Easton, Pa. | 25,238 | 5,665 | 5,821 | 5,717 | 23,924 | 32 | 56 | 3 | 5 | 8 |
| East St. Louis, Ill. | 29,655 | 5,663 | 6,201 | 6,013 | 27,715 | 35 | 94 | 1 | 2 | 56 |
| Elizabeth, N. J. | 52,130 | 7,785 | 10,786 | 10,659 | 50,743 | 47 | 45 | 4 | 8 | 23 |
| Elmira, N. Y. | 35,672 | 7,237 | 8,231 | 8,084 | 32,915 | 55 | 47 | 3 | 7 | 35 |
| Erie, Pa. | 52,733 | 9,822 | 11,335 | 11,178 | 50,360 | 45 | 63 | 3 | 9 | 37 |
| Evansville, Ind. | 59,007 | 11,534 | 12,393 | 12,168 | 56,499 | 40 | 85 | 2 | 13 | 85 |
| Fall River, Mass. | 104,863 | 9,309 | 12,027 | 12,027 | 102,522 | 16 | 80 | 6 | 9 | 43 |
| Fitchburg, Mass. | 31,531 | 4,658 | 6,660 | 6,548 | 30,446 | 12 | 58 | 2 | 7 | 33 |
| Fort Wayne, Ind. | 45,115 | 9,545 | 10,093 | 9,958 | 43,826 | 27 | 36 | 6 | 5 | 61 |
| Fort Worth, Tex. | 26,688 | 5,418 | 5,933 | 5,659 | 24,102 | 58 | 131 | 1 | 8 | 76 |
| Galveston, Tex. | 37,789 | 7,238 | 8,051 | 7,727 | 35,066 | 35 | 163 | 3 | 9 | 114 |
| Gloucester, Mass. | 26,121 | 4,132 | 5,597 | 5,511 | 24,635 | 18 | 48 | ----- | 5 | 15 |
| Grand Rapids, Mich. | 87,565 | 13,049 | 20,550 | 20,360 | 85,200 | 44 | 87 | 2 | 14 | 43 |
| Harrisburg, Pa. | 50,167 | 10,849 | 11,202 | 10,933 | 48,077 | 54 | 127 | 3 | 6 | 29 |
| Hartford, Conn. | 79,850 | 9,699 | 17,231 | 16,730 | 72,790 | 50 | 297 | 6 | 22 | 126 |
| Haverhill, Mass. | 37,175 | 6,440 | 8,544 | 8,742 | 36,215 | 15 | 60 | 2 | 4 | 21 |
| Hoboken, N. J. | 59,364 | 4,188 | 13,431 | 13,246 | 57,949 | 52 | 44 | 3 | 2 | 84 |
| Holyoke, Mass. | 45,712 | 4,211 | 8,936 | 8,844 | 44,265 | 14 | 43 | 4 | 6 | 25 |
| Honolulu, Hawaii | 39,306 | 6,966 | 8,161 | 7,161 | 31,835 | 21 | 51 | 4 | 16 | 908 |
| Houston, Tex. | 44,633 | 8,541 | 9,554 | 9,224 | 40,544 | 45 | 152 | ----- | 6 | 127 |
| Indianapolis, Ind. | 169,164 | 36,160 | 39,710 | 38,973 | 161,220 | 89 | 446 | 11 | 26 | 160 |
| Jackson, Mich. | 25,180 | 5,748 | 6,170 | 6,092 | 23,755 | 15 | 46 | 1 | 5 | 11 |
| Jacksonville, Fla. | 28,429 | 6,351 | 7,240 | 7,013 | 26,837 | 26 | 80 | 4 | 10 | 107 |
| Jersey City, N. J. | 206,433 | 23,627 | 44,760 | 44,367 | 202,216 | 114 | 91 | 7 | 17 | 164 |
| Johnstown, Pa. | 35,936 | 6,637 | 7,027 | 6,889 | 34,323 | 40 | 68 | 4 | 2 | 24 |
| Joliet, Ill. | 29,353 | 5,179 | 5,955 | 5,862 | 28,295 | 10 | 40 | 2 | 3 | 38 |
| Joplin, Mo. | 26,023 | 5,381 | 5,846 | 5,667 | 24,538 | 46 | 90 | 1 | ----- | 42 |
| Kansas City, Kans. | 51,418 | 10,454 | 11,802 | 11,660 | 50,047 | 20 | 66 | ----- | 7 | 49 |
| Kansas City, Mo. | 163,752 | 28,027 | 36,496 | 35,341 | 149,600 | 186 | 669 | 6 | 30 | 264 |
| Knoxville, Tenn. | 32,637 | 5,878 | 6,812 | 6,676 | 30,835 | 9 | 88 | 1 | 8 | 35 |
| La Crosse, Wis. | 28,895 | 5,715 | 6,148 | 6,033 | 27,559 | 49 | 37 | 1 | 7 | 21 |
| Lancaster, Pa. | 41,459 | 8,630 | 9,033 | 8,880 | 39,763 | 72 | 66 | 3 | 6 | 11 |
| Lawrence, Mass. | 62,559 | 9,113 | 12,807 | 12,563 | 58,409 | 12 | 180 | 2 | 8 | 42 |
| Lexington, Ky. | 26,369 | 5,450 | 6,053 | 5,990 | 24,528 | 7 | 18 | 1 | 12 | 25 |
| Lincoln, Nebr. | 40,169 | 6,954 | 7,909 | 7,574 | 35,041 | 28 | 175 | 4 | 7 | 123 |
| Little Rock, Ark. | 38,307 | 7,429 | 8,247 | 7,954 | 33,782 | 43 | 137 | 6 | 15 | 87 |
| Los Angeles, Cal. | 102,479 | 22,531 | 25,207 | 24,130 | 92,196 | 103 | 426 | 12 | 23 | 463 |
| Louisville, Ky. | 204,731 | 44,912 | 44,098 | 44,098 | 195,037 | 78 | 347 | 11 | 41 | 337 |
| Lowell, Mass. | 94,969 | 13,671 | 19,279 | 18,763 | 87,419 | 11 | 304 | 4 | 13 | 184 |
| Lynn, Mass. | 68,513 | 11,072 | 15,649 | 15,399 | 65,175 | 15 | 175 | 1 | 6 | 53 |
| McKeesport, Pa. | 34,227 | 6,166 | 6,922 | 6,833 | 33,394 | 37 | 34 | ----- | 3 | 15 |
| Malden, Mass. | 33,664 | 6,320 | 7,593 | 7,538 | 33,036 | 14 | 26 | 1 | 4 | 11 |
| Manchester, N. H. | 56,987 | 7,412 | 11,720 | 11,540 | 53,711 | 12 | 122 | 4 | 19 | 23 |
| Memphis, Tenn. | 102,320 | 17,443 | 21,666 | 21,960 | 93,932 | 73 | 330 | 6 | 19 | 282 |

¹ Includes groups of laborers at work on farms and plantations, railroads, roads, etc.; groups of miners and lumbermen in camps, etc.; crews of boats and vessels; soldiers and sailors at military posts and stations and on naval vessels; and miscellaneous groups of persons lodging together but having no family relationship in common.

DWELLINGS AND FAMILIES.

TABLE 96.—POPULATION, DWELLINGS, AND FAMILIES (BY KIND), FOR CITIES HAVING 25,000 INHABITANTS OR MORE: 1900—Continued.

| CITIES. | Total population. | Total dwellings. | Total families. | PRIVATE FAMILIES. | | FAMILIES NOT PRIVATE. | | | | |
|-----------------------------------|-------------------|------------------|-----------------|-------------------|-------------|-----------------------|-----------|---------|--------------|---------------------|
| | | | | Number. | Population. | Hotel. | Boarding. | School. | Institution. | Other. ¹ |
| Milwaukee, Wis..... | 285,315 | 45,809 | 59,806 | 58,889 | 275,176 | 320 | 347 | 22 | 29 | 199 |
| Minneapolis, Minn..... | 202,718 | 31,836 | 42,536 | 41,704 | 188,514 | 223 | 361 | 9 | 27 | 212 |
| Mobile, Ala..... | 38,469 | 7,731 | 9,167 | 8,991 | 36,926 | 7 | 88 | 2 | 16 | 63 |
| Montgomery, Ala..... | 30,346 | 6,268 | 7,425 | 7,289 | 29,103 | 9 | 87 | 1 | 5 | 84 |
| Nashville, Tenn..... | 80,865 | 15,239 | 18,422 | 18,060 | 77,129 | 31 | 164 | 8 | 12 | 147 |
| Newark, N. J..... | 246,070 | 30,397 | 51,654 | 53,965 | 237,946 | 171 | 270 | 13 | 38 | 197 |
| New Bedford, Mass..... | 62,442 | 8,744 | 13,924 | 13,786 | 60,794 | 13 | 84 | 1 | 10 | 30 |
| New Britain, Conn..... | 25,998 | 3,334 | 5,458 | 5,404 | 25,490 | 10 | 32 | | 2 | 10 |
| Newcastle, Pa..... | 28,339 | 5,819 | 6,224 | 6,130 | 27,447 | 29 | 42 | | 3 | 20 |
| New Haven, Conn..... | 108,027 | 15,240 | 23,601 | 23,275 | 102,887 | 48 | 188 | 5 | 12 | 78 |
| New Orleans, La..... | 287,104 | 52,988 | 61,775 | 60,796 | 274,452 | 77 | 513 | 22 | 74 | 293 |
| Newport, Ky..... | 28,301 | 4,918 | 6,313 | 6,284 | 28,043 | 7 | 15 | 1 | 2 | 4 |
| Newton, Mass..... | 33,587 | 6,248 | 6,848 | 6,756 | 32,245 | 7 | 38 | 7 | 9 | 31 |
| New York, N. Y..... | 3,437,202 | 249,991 | 735,921 | 722,670 | 3,259,329 | 3,408 | 3,754 | 124 | 328 | 5,837 |
| Manhattan and Bronx boroughs..... | 2,050,600 | 100,547 | 433,953 | 425,461 | 1,925,515 | 1,761 | 2,648 | 82 | 208 | 3,793 |
| Brooklyn borough..... | 1,166,582 | 113,972 | 255,821 | 252,519 | 1,128,830 | 958 | 917 | 28 | 93 | 1,311 |
| Queens borough..... | 152,999 | 24,221 | 32,121 | 31,340 | 146,831 | 487 | 117 | 12 | 13 | 152 |
| Richmond borough..... | 67,021 | 11,251 | 13,726 | 13,350 | 61,153 | 207 | 72 | 2 | 14 | 81 |
| Norfolk, Va..... | 46,624 | 7,664 | 10,050 | 9,742 | 43,865 | 21 | 140 | 4 | 9 | 134 |
| Oakland, Cal..... | 66,960 | 13,974 | 15,276 | 14,906 | 62,460 | 43 | 140 | 7 | 16 | 164 |
| Omaha, Nebr..... | 102,555 | 18,027 | 20,723 | 20,047 | 98,359 | 118 | 236 | 5 | 19 | 298 |
| Oshkosh, Wis..... | 28,284 | 5,811 | 6,207 | 6,126 | 27,445 | 19 | 39 | 3 | 5 | 15 |
| Passaic, N. J..... | 27,777 | 3,101 | 5,480 | 5,413 | 27,184 | 27 | 26 | 2 | 3 | 9 |
| Paterson, N. J..... | 105,171 | 13,591 | 23,472 | 23,153 | 102,299 | 79 | 107 | 1 | 22 | 110 |
| Pawtucket, R. I..... | 39,231 | 5,827 | 8,545 | 8,468 | 38,361 | 11 | 47 | 2 | 2 | 15 |
| Peoria, Ill..... | 56,100 | 10,893 | 11,969 | 11,662 | 51,962 | 55 | 123 | 1 | 13 | 115 |
| Philadelphia, Pa..... | 1,293,697 | 241,589 | 265,880 | 263,093 | 1,245,390 | 300 | 1,416 | 35 | 199 | 837 |
| Pittsburg, Pa..... | 321,616 | 51,024 | 63,959 | 62,942 | 309,672 | 193 | 497 | 8 | 51 | 268 |
| Portland, Me..... | 50,145 | 8,245 | 11,423 | 11,193 | 47,055 | 36 | 143 | | 17 | 39 |
| Portland, Oreg..... | 90,426 | 14,625 | 16,724 | 15,513 | 67,967 | 141 | 514 | 5 | 17 | 534 |
| Providence, R. I..... | 175,597 | 25,204 | 39,236 | 38,516 | 167,081 | 66 | 468 | 11 | 29 | 146 |
| Pueblo, Colo..... | 28,157 | 5,739 | 6,202 | 6,030 | 25,286 | 30 | 172 | 1 | 10 | 101 |
| Quincy, Ill..... | 36,252 | 7,379 | 8,265 | 8,115 | 34,635 | 22 | 72 | 4 | 11 | 41 |
| Racine, Wis..... | 29,102 | 5,492 | 6,238 | 6,148 | 28,186 | 33 | 33 | 1 | 4 | 19 |
| Reading, Pa..... | 78,961 | 16,185 | 17,002 | 16,769 | 76,161 | 31 | 117 | 2 | 9 | 24 |
| Richmond, Va..... | 85,050 | 14,201 | 17,345 | 17,549 | 80,331 | 45 | 123 | 7 | 21 | 100 |
| Rochester, N. Y..... | 162,603 | 29,531 | 34,402 | 33,964 | 154,716 | 147 | 300 | 12 | 25 | 54 |
| Rockford, Ill..... | 31,051 | 5,988 | 7,220 | 7,155 | 30,398 | 12 | 26 | 1 | 4 | 22 |
| Sacramento, Cal..... | 29,282 | 6,012 | 6,761 | 6,367 | 26,012 | 44 | 125 | 2 | 6 | 217 |
| Saginaw, Mich..... | 42,345 | 9,431 | 9,638 | 9,493 | 40,610 | 32 | 91 | 4 | 9 | 9 |
| St. Joseph, Mo..... | 102,979 | 15,449 | 17,150 | 16,632 | 91,259 | 97 | 257 | 3 | 7 | 154 |
| St. Louis, Mo..... | 575,238 | 82,260 | 123,719 | 121,123 | 542,646 | 433 | 1,216 | 29 | 36 | 832 |
| St. Paul, Minn..... | 163,065 | 24,681 | 30,919 | 30,221 | 148,943 | 142 | 224 | 17 | 25 | 290 |
| Salem, Mass..... | 35,956 | 5,292 | 7,973 | 7,899 | 34,510 | 10 | 39 | 4 | 8 | 13 |
| Salt Lake City, Utah..... | 53,531 | 10,233 | 11,797 | 11,554 | 50,722 | 39 | 125 | 3 | 7 | 69 |
| San Antonio, Tex..... | 53,321 | 10,415 | 11,326 | 10,999 | 49,713 | 44 | 168 | 6 | 14 | 95 |
| San Francisco, Cal..... | 342,782 | 53,323 | 71,697 | 67,592 | 283,747 | 414 | 1,426 | 13 | 71 | 2,181 |
| Savannah, Ga..... | 54,244 | 10,209 | 13,248 | 12,814 | 51,110 | 29 | 216 | 1 | 13 | 175 |
| Schenectady, N. Y..... | 31,682 | 4,511 | 6,722 | 6,514 | 29,562 | 70 | 91 | 7 | 8 | 32 |
| Scranton, Pa..... | 102,026 | 17,433 | 20,636 | 20,299 | 93,378 | 118 | 154 | 6 | 11 | 48 |
| Seattle, Wash..... | 80,671 | 11,852 | 14,254 | 13,139 | 54,814 | 231 | 229 | 1 | 10 | 644 |
| Sioux City, Iowa..... | 33,111 | 6,415 | 7,130 | 6,979 | 31,032 | 33 | 48 | 2 | 8 | 60 |
| Somerville, Mass..... | 61,643 | 10,762 | 14,315 | 14,195 | 60,497 | 11 | 59 | 1 | 3 | 46 |
| South Bend, Ind..... | 35,999 | 7,047 | 7,863 | 7,769 | 35,098 | 34 | 38 | 2 | 3 | 17 |
| South Omaha, Nebr..... | 26,001 | 4,269 | 4,885 | 4,536 | 22,598 | 42 | 55 | 1 | 1 | 250 |
| Spokane, Wash..... | 36,348 | 6,560 | 8,159 | 7,608 | 29,723 | 74 | 145 | 3 | 10 | 319 |
| Springfield, Ill..... | 34,159 | 7,026 | 7,597 | 7,440 | 32,504 | 23 | 82 | 5 | 11 | 36 |
| Springfield, Mass..... | 62,059 | 10,165 | 14,057 | 13,868 | 59,233 | 30 | 111 | 7 | 12 | 29 |
| Springfield, Ohio..... | 33,253 | 7,946 | 8,789 | 8,657 | 36,659 | 24 | 75 | 1 | 8 | 24 |
| Superior, Wis..... | 31,091 | 4,925 | 5,634 | 5,377 | 26,193 | 90 | 95 | | 5 | 67 |
| Syracuse, N. Y..... | 108,374 | 19,081 | 25,347 | 24,923 | 103,426 | 121 | 182 | 6 | 14 | 96 |
| Tacoma, Wash..... | 37,714 | 6,985 | 7,927 | 7,582 | 31,983 | 65 | 72 | 7 | 7 | 194 |
| Taunton, Mass..... | 31,036 | 4,989 | 6,636 | 6,565 | 29,496 | 8 | 25 | | 5 | 33 |
| Terre Haute, Ind..... | 36,673 | 7,376 | 8,594 | 8,454 | 35,220 | 26 | 74 | 3 | 7 | 30 |
| Toledo, Ohio..... | 131,822 | 26,632 | 28,923 | 28,319 | 124,535 | 160 | 298 | 5 | 15 | 126 |
| Topeka, Kans..... | 33,608 | 7,753 | 8,263 | 8,176 | 32,665 | 20 | 39 | 1 | 8 | 19 |
| Trenton, N. J..... | 73,307 | 14,441 | 15,095 | 14,884 | 68,969 | 56 | 100 | 7 | 10 | 38 |
| Troy, N. Y..... | 60,651 | 7,752 | 13,333 | 13,122 | 56,855 | 67 | 70 | 3 | 12 | 54 |
| Utica, N. Y..... | 56,393 | 9,118 | 12,268 | 12,104 | 52,533 | 58 | 63 | 2 | 16 | 25 |
| Washington, D. C..... | 273,718 | 49,385 | 56,678 | 55,465 | 261,233 | 129 | 469 | 16 | 60 | 599 |
| Waterbury, Conn..... | 45,859 | 5,518 | 9,318 | 9,204 | 44,858 | 15 | 56 | 3 | 3 | 37 |
| Wheeling, W. Va..... | 38,873 | 7,102 | 8,669 | 8,545 | 37,616 | 34 | 43 | 2 | 12 | 33 |
| Wilkesbarre, Pa..... | 51,721 | 9,708 | 10,317 | 10,140 | 49,324 | 98 | 60 | 1 | 8 | 10 |
| Williamsport, Pa..... | 28,757 | 6,286 | 6,600 | 6,490 | 27,752 | 44 | 48 | 3 | 5 | 10 |
| Wilmington, Del..... | 76,503 | 14,737 | 15,667 | 15,410 | 74,039 | 34 | 133 | 5 | 15 | 70 |
| Woonsocket, R. I..... | 28,204 | 3,101 | 5,568 | 5,490 | 27,465 | 9 | 47 | 2 | 5 | 15 |
| Worcester, Mass..... | 118,421 | 13,130 | 24,841 | 24,544 | 111,771 | 49 | 149 | 7 | 24 | 68 |
| Yonkers, N. Y..... | 47,931 | 5,349 | 9,629 | 9,480 | 46,166 | 56 | 37 | 4 | 9 | 43 |
| York, Pa..... | 33,708 | 7,203 | 7,503 | 7,430 | 32,625 | 31 | 30 | 1 | 3 | 8 |
| Youngstown, Ohio..... | 44,865 | 8,343 | 9,090 | 8,949 | 43,572 | 54 | 51 | 1 | 2 | 33 |

¹ Includes groups of laborers at work on farms and plantations, railroads, roads, etc.; groups of miners and lumbermen in camps, etc.; crews of boats and vessels; soldiers and sailors at military posts and stations and on naval vessels; and miscellaneous groups of persons lodging together but having no family relationship in common.

STATISTICS OF POPULATION.

TABLE 97.—PERSONS TO A DWELLING, IN DETAIL, BY STATES AND TERRITORIES: 1900.

| STATES AND TERRITORIES. | 1 person. | 2 persons. | 3 persons. | 4 persons. | 5 persons. | 6 persons. | 7 persons. | 8 persons. | 9 persons. | 10 persons. | 11 to 15 persons. | 16 to 20 persons. | 21 persons and over. |
|--------------------------------------|-----------|------------|------------|------------|------------|------------|------------|------------|------------|-------------|-------------------|-------------------|----------------------|
| The United States ¹ | 617,478 | 1,844,957 | 2,802,527 | 2,840,710 | 2,053,883 | 1,645,825 | 1,222,069 | 860,396 | 567,982 | 355,118 | 482,076 | 81,058 | 100,703 |
| Alabama..... | 19,788 | 48,475 | 55,035 | 53,558 | 47,392 | 40,064 | 32,217 | 24,420 | 17,440 | 10,698 | 12,351 | 563 | 294 |
| Alaska..... | 2,245 | 1,980 | 1,543 | 1,227 | 922 | 664 | 446 | 313 | 222 | 182 | 429 | 139 | 253 |
| Arizona..... | 5,301 | 4,757 | 4,236 | 3,867 | 3,103 | 2,376 | 1,719 | 1,245 | 770 | 473 | 711 | 98 | 107 |
| Arkansas..... | 10,293 | 31,452 | 39,606 | 40,740 | 37,345 | 31,207 | 24,598 | 17,687 | 11,753 | 6,950 | 6,926 | 291 | 156 |
| California..... | 34,231 | 43,369 | 50,211 | 49,067 | 40,649 | 30,094 | 20,546 | 13,543 | 8,557 | 5,330 | 3,550 | 1,822 | 2,243 |
| Colorado..... | 11,559 | 19,462 | 20,770 | 19,841 | 16,358 | 11,757 | 7,822 | 4,947 | 2,865 | 1,687 | 2,327 | 434 | 535 |
| Connecticut..... | 5,507 | 20,021 | 23,890 | 24,472 | 21,603 | 17,587 | 13,074 | 9,603 | 6,735 | 4,496 | 8,919 | 2,092 | 1,673 |
| Delaware..... | 1,176 | 4,931 | 6,763 | 6,951 | 5,835 | 4,511 | 3,188 | 2,032 | 1,217 | 705 | 780 | 60 | 42 |
| District of Columbia..... | 1,186 | 4,415 | 6,992 | 8,001 | 7,696 | 6,617 | 4,958 | 3,433 | 2,193 | 1,396 | 2,001 | 251 | 192 |
| Florida..... | 9,437 | 17,699 | 18,437 | 16,923 | 14,285 | 11,626 | 8,916 | 6,269 | 4,180 | 2,596 | 2,948 | 163 | 115 |
| Georgia..... | 22,311 | 57,385 | 65,561 | 64,287 | 57,952 | 49,160 | 39,101 | 29,521 | 20,734 | 13,474 | 15,113 | 691 | 363 |
| Hawaii..... | 3,605 | 6,856 | 5,406 | 4,281 | 3,154 | 2,452 | 1,806 | 1,280 | 906 | 667 | 1,219 | 324 | 410 |
| Idaho..... | 6,288 | 5,054 | 4,897 | 4,376 | 4,232 | 3,561 | 2,648 | 1,838 | 1,311 | 716 | 885 | 84 | 97 |
| Illinois..... | 24,748 | 98,203 | 123,546 | 136,532 | 121,550 | 97,564 | 71,299 | 50,194 | 33,129 | 21,464 | 40,120 | 12,057 | 10,425 |
| Indiana..... | 16,602 | 32,447 | 107,976 | 106,147 | 85,242 | 60,628 | 39,659 | 24,561 | 13,912 | 7,394 | 6,895 | 520 | 512 |
| Indian Territory..... | 2,570 | 8,220 | 11,145 | 11,853 | 11,127 | 9,640 | 7,605 | 5,414 | 3,485 | 2,143 | 2,193 | 101 | 43 |
| Iowa..... | 17,071 | 64,946 | 81,449 | 83,327 | 71,082 | 54,677 | 38,233 | 24,837 | 15,090 | 8,588 | 8,316 | 533 | 533 |
| Kansas..... | 14,621 | 43,736 | 54,901 | 55,786 | 47,139 | 36,008 | 25,181 | 16,167 | 9,789 | 5,496 | 4,976 | 299 | 226 |
| Kentucky..... | 10,586 | 46,223 | 64,722 | 68,193 | 61,983 | 51,601 | 39,662 | 28,626 | 18,568 | 11,059 | 11,436 | 333 | 477 |
| Louisiana..... | 15,182 | 36,000 | 39,867 | 38,921 | 34,636 | 29,637 | 24,054 | 18,293 | 12,936 | 8,482 | 10,371 | 636 | 330 |
| Maine..... | 6,812 | 24,744 | 28,814 | 25,986 | 20,354 | 14,493 | 9,775 | 6,282 | 3,992 | 2,393 | 3,586 | 653 | 623 |
| Maryland..... | 6,205 | 23,286 | 32,637 | 35,527 | 33,529 | 28,294 | 21,751 | 15,469 | 10,237 | 6,192 | 7,443 | 665 | 466 |
| Massachusetts..... | 14,321 | 51,155 | 63,431 | 65,828 | 59,039 | 48,481 | 37,054 | 27,349 | 19,662 | 14,721 | 32,968 | 9,590 | 7,713 |
| Michigan..... | 20,263 | 81,643 | 98,418 | 94,737 | 75,691 | 54,841 | 37,003 | 23,706 | 14,347 | 8,233 | 10,114 | 1,389 | 1,168 |
| Minnesota..... | 15,311 | 32,502 | 41,196 | 46,275 | 44,755 | 39,067 | 31,674 | 23,504 | 16,078 | 10,301 | 12,930 | 1,415 | 1,529 |
| Mississippi..... | 18,368 | 43,482 | 47,458 | 45,157 | 40,153 | 34,104 | 26,721 | 20,174 | 14,506 | 9,394 | 10,830 | 438 | 178 |
| Missouri..... | 17,674 | 63,772 | 98,043 | 98,363 | 83,838 | 72,332 | 54,117 | 37,474 | 24,268 | 14,600 | 19,447 | 2,370 | 1,730 |
| Montana..... | 9,549 | 8,267 | 7,902 | 7,446 | 6,230 | 4,651 | 3,210 | 2,158 | 1,387 | 893 | 1,238 | 345 | 503 |
| Nebraska..... | 11,028 | 26,194 | 33,237 | 35,093 | 32,081 | 25,809 | 18,851 | 12,951 | 7,922 | 4,801 | 5,014 | 452 | 534 |
| Nevada..... | 2,662 | 1,915 | 1,524 | 1,323 | 1,107 | 786 | 571 | 384 | 235 | 147 | 222 | 42 | 42 |
| New Hampshire..... | 4,584 | 15,599 | 16,575 | 14,664 | 11,167 | 7,376 | 5,254 | 3,313 | 2,255 | 1,450 | 2,534 | 729 | 630 |
| New Jersey..... | 9,114 | 36,893 | 48,331 | 51,024 | 45,243 | 36,467 | 26,677 | 18,922 | 12,818 | 8,797 | 16,696 | 4,784 | 5,211 |
| New Mexico..... | 4,677 | 7,394 | 7,737 | 6,845 | 5,713 | 4,515 | 3,149 | 2,012 | 1,231 | 699 | 744 | 80 | 57 |
| New York..... | 34,000 | 132,635 | 161,030 | 158,276 | 134,996 | 104,917 | 75,540 | 53,039 | 36,167 | 24,897 | 52,519 | 19,331 | 47,733 |
| North Carolina..... | 14,652 | 40,476 | 51,967 | 54,136 | 49,957 | 43,323 | 35,037 | 27,055 | 18,813 | 11,790 | 12,603 | 461 | 216 |
| North Dakota..... | 7,221 | 6,998 | 8,032 | 8,606 | 7,840 | 7,057 | 5,477 | 4,362 | 3,081 | 1,967 | 2,252 | 199 | 177 |
| Ohio..... | 27,332 | 121,199 | 157,854 | 156,813 | 128,980 | 94,768 | 64,231 | 41,237 | 25,092 | 14,493 | 13,971 | 3,500 | 3,111 |
| Oklahoma..... | 7,259 | 11,079 | 13,431 | 13,643 | 11,955 | 9,642 | 7,140 | 4,775 | 2,937 | 1,697 | 1,572 | 92 | 32 |
| Oregon..... | 9,177 | 12,136 | 14,154 | 14,063 | 12,045 | 9,262 | 6,128 | 4,052 | 2,428 | 1,479 | 1,713 | 275 | 556 |
| Pennsylvania..... | 31,615 | 150,529 | 206,543 | 214,693 | 189,105 | 148,739 | 107,265 | 72,593 | 45,853 | 27,534 | 34,332 | 4,459 | 2,923 |
| Rhode Island..... | 2,030 | 7,904 | 9,120 | 9,227 | 8,133 | 6,969 | 5,632 | 4,462 | 3,369 | 2,593 | 5,756 | 1,506 | 1,015 |
| South Carolina..... | 13,303 | 32,534 | 37,745 | 37,678 | 34,031 | 29,326 | 23,720 | 18,396 | 12,893 | 8,436 | 9,377 | 504 | 259 |
| South Dakota..... | 6,811 | 9,975 | 12,044 | 12,250 | 11,394 | 9,193 | 7,074 | 5,131 | 3,407 | 2,115 | 2,179 | 142 | 143 |
| Tennessee..... | 10,306 | 43,450 | 53,753 | 61,234 | 57,051 | 48,055 | 37,671 | 27,467 | 18,087 | 10,726 | 11,499 | 757 | 532 |
| Texas..... | 22,110 | 62,692 | 82,471 | 87,346 | 81,788 | 70,237 | 56,094 | 42,316 | 29,442 | 13,721 | 20,496 | 972 | 549 |
| Utah..... | 3,435 | 6,623 | 7,423 | 7,517 | 6,922 | 6,271 | 5,057 | 3,313 | 2,673 | 1,727 | 1,305 | 107 | 117 |
| Vermont..... | 3,103 | 12,091 | 14,534 | 13,506 | 10,842 | 7,812 | 5,077 | 3,227 | 1,911 | 1,103 | 1,409 | 233 | 163 |
| Virginia..... | 14,043 | 37,149 | 49,115 | 51,930 | 49,065 | 42,760 | 34,393 | 25,431 | 17,323 | 11,303 | 12,915 | 761 | 411 |
| Washington..... | 12,301 | 15,425 | 16,149 | 16,413 | 14,350 | 10,942 | 7,665 | 4,932 | 2,990 | 1,737 | 2,324 | 472 | 922 |
| West Virginia..... | 4,304 | 13,777 | 27,240 | 29,428 | 26,982 | 22,649 | 17,935 | 12,801 | 8,333 | 5,403 | 5,694 | 365 | 249 |
| Wisconsin..... | 14,631 | 47,772 | 59,633 | 63,934 | 53,633 | 43,792 | 36,330 | 25,830 | 16,859 | 10,364 | 12,239 | 1,232 | 1,043 |
| Wyoming..... | 3,222 | 2,661 | 2,763 | 2,759 | 2,365 | 1,378 | 1,394 | 915 | 580 | 350 | 519 | 112 | 146 |

¹Includes persons in the military and naval service of the United States (including civilian employees, etc.) stationed abroad, not credited to any state or territory.

DWELLINGS AND FAMILIES.

609

TABLE 98.—PERSONS TO A DWELLING, IN DETAIL, FOR CITIES HAVING 25,000 INHABITANTS OR MORE: 1900.

| CITIES. | 1 person. | 2 persons. | 3 persons. | 4 persons. | 5 persons. | 6 persons. | 7 persons. | 8 persons. | 9 persons. | 10 persons. | 11 to 15 persons. | 16 to 20 persons. | 21 persons and over. |
|---------------------------|-----------|------------|------------|------------|------------|------------|------------|------------|------------|-------------|-------------------|-------------------|----------------------|
| Akron, Ohio..... | 138 | 1,086 | 1,513 | 1,634 | 1,441 | 1,047 | 719 | 446 | 269 | 170 | 193 | 28 | 15 |
| Albany, N. Y..... | 239 | 859 | 1,267 | 1,594 | 1,721 | 1,644 | 1,519 | 1,198 | 932 | 691 | 1,533 | 279 | 91 |
| Allegheny, Pa..... | 249 | 1,408 | 2,193 | 2,836 | 2,878 | 2,754 | 2,277 | 1,701 | 1,232 | 890 | 1,514 | 266 | 128 |
| Allentown, Pa..... | 142 | 1,067 | 1,530 | 1,501 | 1,151 | 792 | 514 | 357 | 191 | 139 | 151 | 12 | 11 |
| Altoona, Pa..... | 113 | 980 | 1,409 | 1,497 | 1,288 | 973 | 671 | 443 | 240 | 132 | 166 | 18 | 13 |
| Atlanta, Ga..... | 793 | 1,950 | 2,343 | 2,416 | 2,342 | 2,002 | 1,514 | 1,102 | 707 | 448 | 725 | 119 | 94 |
| Atlantic City, N. J..... | 145 | 668 | 791 | 842 | 659 | 578 | 425 | 277 | 166 | 131 | 203 | 60 | 60 |
| Auburn, N. Y..... | 97 | 690 | 935 | 1,024 | 947 | 701 | 501 | 321 | 199 | 119 | 157 | 17 | 21 |
| Augusta, Ga..... | 494 | 1,113 | 1,399 | 1,304 | 1,154 | 861 | 610 | 432 | 245 | 201 | 280 | 43 | 23 |
| Baltimore, Md..... | 1,453 | 7,825 | 11,744 | 14,044 | 13,986 | 12,341 | 9,441 | 6,767 | 4,561 | 2,809 | 3,725 | 466 | 280 |
| Bay City, Mich..... | 151 | 755 | 938 | 933 | 835 | 616 | 508 | 340 | 216 | 115 | 138 | 11 | 13 |
| Bayonne, N. J..... | 43 | 290 | 444 | 569 | 505 | 505 | 434 | 340 | 254 | 213 | 450 | 164 | 138 |
| Binghamton, N. Y..... | 124 | 764 | 1,064 | 1,280 | 1,075 | 823 | 644 | 389 | 270 | 201 | 302 | 52 | 30 |
| Birmingham, Ala..... | 391 | 782 | 862 | 917 | 919 | 734 | 608 | 488 | 294 | 208 | 354 | 82 | 79 |
| Boston, Mass..... | 1,644 | 3,854 | 5,388 | 6,569 | 6,906 | 6,743 | 5,896 | 5,113 | 4,207 | 3,644 | 10,603 | 3,540 | 2,375 |
| Bridgeport, Conn..... | 230 | 1,009 | 1,357 | 1,664 | 1,567 | 1,308 | 1,089 | 857 | 599 | 465 | 861 | 209 | 114 |
| Brockton, Mass..... | 138 | 576 | 835 | 943 | 838 | 641 | 504 | 374 | 255 | 162 | 255 | 56 | 24 |
| Buffalo, N. Y..... | 693 | 3,597 | 5,354 | 6,599 | 6,734 | 5,982 | 5,048 | 3,942 | 2,896 | 2,085 | 4,463 | 1,340 | 1,175 |
| Butte, Mont..... | 488 | 912 | 894 | 885 | 720 | 575 | 348 | 233 | 180 | 91 | 193 | 83 | 107 |
| Cambridge, Mass..... | 302 | 981 | 1,515 | 1,790 | 1,703 | 1,577 | 1,325 | 1,043 | 772 | 569 | 1,220 | 369 | 248 |
| Camden, N. J..... | 393 | 2,494 | 3,269 | 3,364 | 2,768 | 1,888 | 1,162 | 727 | 403 | 198 | 167 | 16 | 7 |
| Canton, Ohio..... | 157 | 878 | 1,239 | 1,303 | 1,110 | 764 | 510 | 277 | 167 | 82 | 87 | 14 | 9 |
| Cedar Rapids, Iowa..... | 131 | 824 | 1,074 | 1,093 | 877 | 640 | 369 | 258 | 150 | 70 | 79 | 13 | 6 |
| Charleston, S. C..... | 359 | 778 | 1,045 | 1,144 | 1,059 | 1,005 | 809 | 637 | 467 | 358 | 697 | 193 | 128 |
| Chattanooga, Tenn..... | 281 | 730 | 933 | 995 | 839 | 677 | 467 | 305 | 240 | 137 | 212 | 40 | 39 |
| Chelsea, Mass..... | 102 | 376 | 562 | 674 | 668 | 629 | 497 | 407 | 337 | 273 | 516 | 99 | 30 |
| Chester, Pa..... | 118 | 733 | 1,064 | 1,178 | 1,090 | 865 | 611 | 453 | 244 | 147 | 162 | 9 | 8 |
| Chicago, Ill..... | 2,917 | 10,259 | 14,790 | 19,205 | 20,897 | 20,402 | 17,843 | 15,137 | 12,423 | 10,112 | 29,021 | 11,179 | 9,710 |
| Cincinnati, Ohio..... | 677 | 2,408 | 3,543 | 4,595 | 4,993 | 4,602 | 3,970 | 3,175 | 2,469 | 1,862 | 4,751 | 1,831 | 1,753 |
| Cleveland, Ohio..... | 870 | 5,229 | 8,300 | 9,805 | 9,749 | 8,278 | 6,406 | 4,555 | 3,107 | 2,018 | 3,578 | 749 | 581 |
| Columbus, Ohio..... | 539 | 3,173 | 4,340 | 4,618 | 3,925 | 2,810 | 1,987 | 1,113 | 718 | 382 | 520 | 94 | 100 |
| Council Bluffs, Iowa..... | 182 | 700 | 933 | 960 | 819 | 603 | 415 | 266 | 151 | 79 | 103 | 19 | 18 |
| Covington, Ky..... | 140 | 556 | 826 | 1,111 | 1,058 | 989 | 797 | 600 | 402 | 287 | 386 | 58 | 25 |
| Dallas, Tex..... | 377 | 987 | 1,273 | 1,377 | 1,265 | 1,004 | 672 | 468 | 270 | 171 | 283 | 58 | 49 |
| Davenport, Iowa..... | 204 | 1,039 | 1,277 | 1,265 | 1,076 | 784 | 505 | 316 | 218 | 121 | 174 | 33 | 37 |
| Dayton, Ohio..... | 364 | 2,570 | 3,351 | 3,463 | 2,912 | 2,045 | 1,316 | 793 | 511 | 251 | 333 | 43 | 35 |
| Denver, Colo..... | 1,119 | 4,090 | 4,914 | 4,910 | 4,088 | 2,956 | 1,803 | 1,172 | 669 | 385 | 600 | 150 | 244 |
| Des Moines, Iowa..... | 376 | 1,584 | 2,249 | 2,405 | 2,015 | 1,475 | 1,046 | 617 | 355 | 223 | 288 | 35 | 40 |
| Detroit, Mich..... | 794 | 5,597 | 7,911 | 8,633 | 7,980 | 6,543 | 4,787 | 3,373 | 2,148 | 1,396 | 2,240 | 382 | 212 |
| Dubuque, Iowa..... | 184 | 743 | 1,012 | 1,191 | 1,010 | 838 | 616 | 401 | 246 | 141 | 201 | 29 | 43 |
| Duluth, Minn..... | 256 | 699 | 903 | 1,175 | 1,192 | 1,018 | 851 | 620 | 407 | 284 | 511 | 113 | 150 |
| Easton, Pa..... | 183 | 961 | 1,182 | 1,101 | 790 | 579 | 366 | 215 | 129 | 74 | 67 | 8 | 10 |
| East St. Louis, Ill..... | 115 | 651 | 951 | 1,005 | 845 | 714 | 480 | 330 | 196 | 116 | 178 | 45 | 30 |
| Elizabeth, N. J..... | 115 | 501 | 793 | 1,007 | 1,077 | 1,012 | 850 | 648 | 465 | 382 | 685 | 160 | 92 |
| Elmira, N. Y..... | 186 | 1,012 | 1,401 | 1,394 | 1,102 | 775 | 513 | 354 | 205 | 118 | 144 | 13 | 20 |
| Eric, Pa..... | 160 | 1,116 | 1,479 | 1,611 | 1,560 | 1,279 | 966 | 623 | 389 | 277 | 301 | 46 | 35 |
| Evansville, Ind..... | 312 | 1,373 | 1,827 | 2,080 | 1,839 | 1,400 | 1,005 | 671 | 365 | 251 | 330 | 41 | 40 |
| Fall River, Mass..... | 132 | 398 | 550 | 660 | 766 | 817 | 731 | 662 | 558 | 507 | 1,775 | 891 | 1,062 |
| Fitchburg, Mass..... | 111 | 422 | 591 | 635 | 611 | 503 | 410 | 307 | 257 | 172 | 367 | 142 | 130 |
| Fort Wayne, Ind..... | 237 | 1,295 | 1,782 | 1,826 | 1,486 | 1,140 | 733 | 459 | 266 | 126 | 164 | 17 | 14 |
| Fort Worth, Tex..... | 246 | 693 | 905 | 990 | 821 | 639 | 412 | 277 | 167 | 79 | 125 | 33 | 31 |
| Galveston, Tex..... | 409 | 967 | 1,059 | 1,053 | 1,060 | 863 | 616 | 432 | 297 | 164 | 302 | 38 | 23 |
| Gloucester, Mass..... | 145 | 504 | 598 | 586 | 563 | 405 | 347 | 229 | 184 | 120 | 316 | 86 | 99 |
| Grand Rapids, Mich..... | 327 | 2,502 | 3,235 | 3,486 | 2,724 | 2,125 | 1,430 | 872 | 565 | 306 | 394 | 42 | 41 |
| Harrisburg, Pa..... | 250 | 1,574 | 2,116 | 2,107 | 1,758 | 1,155 | 750 | 480 | 296 | 167 | 163 | 15 | 18 |
| Hartford, Conn..... | 225 | 595 | 889 | 1,123 | 1,137 | 984 | 872 | 733 | 561 | 451 | 1,290 | 437 | 397 |
| Haverhill, Mass..... | 178 | 729 | 933 | 969 | 771 | 519 | 319 | 211 | 136 | 84 | 450 | 92 | 49 |
| Hoboken, N. J..... | 62 | 127 | 208 | 297 | 326 | 332 | 293 | 254 | 224 | 178 | 600 | 351 | 941 |
| Holyoke, Mass..... | 81 | 288 | 418 | 488 | 462 | 420 | 304 | 259 | 188 | 157 | 384 | 190 | 572 |
| Honolulu, Hawaii..... | 539 | 1,019 | 1,072 | 990 | 819 | 627 | 486 | 384 | 281 | 193 | 345 | 92 | 119 |
| Houston, Tex..... | 355 | 1,132 | 1,350 | 1,399 | 1,221 | 984 | 665 | 483 | 334 | 196 | 299 | 49 | 44 |
| Indianapolis, Ind..... | 853 | 5,439 | 7,091 | 7,031 | 5,672 | 3,864 | 2,499 | 1,535 | 863 | 486 | 628 | 94 | 105 |
| Jackson, Mich..... | 191 | 1,021 | 1,217 | 1,144 | 895 | 543 | 323 | 191 | 104 | 52 | 65 | 5 | 7 |
| Jacksonville, Fla..... | 451 | 1,110 | 1,161 | 999 | 842 | 643 | 452 | 263 | 166 | 90 | 131 | 30 | 13 |
| Jersey City, N. J..... | 334 | 1,250 | 1,936 | 2,658 | 2,853 | 2,697 | 2,318 | 1,831 | 1,336 | 1,032 | 2,562 | 1,084 | 1,688 |
| Johnstown, Pa..... | 114 | 701 | 1,078 | 1,150 | 988 | 830 | 615 | 434 | 274 | 192 | 242 | 42 | 27 |
| Joliet, Ill..... | 84 | 472 | 747 | 867 | 768 | 644 | 520 | 355 | 252 | 153 | 252 | 41 | 24 |
| Joplin, Mo..... | 122 | 732 | 996 | 997 | 830 | 635 | 424 | 277 | 124 | 104 | 115 | 22 | 13 |
| Kansas City, Kans..... | 239 | 1,339 | 1,853 | 1,898 | 1,646 | 1,282 | 812 | 562 | 302 | 170 | 239 | 53 | 24 |
| Kansas City, Mo..... | 712 | 2,831 | 4,003 | 4,661 | 4,199 | 3,334 | 2,386 | 1,634 | 1,105 | 804 | 1,599 | 411 | 298 |
| Knoxville, Tenn..... | 170 | 682 | 850 | 898 | 885 | 747 | 574 | 395 | 253 | 162 | 233 | 43 | 36 |
| La Crosse, Wis..... | 166 | 691 | 971 | 973 | 869 | 684 | 520 | 316 | 225 | 113 | 159 | 11 | 17 |
| Lancaster, Pa..... | 249 | 1,256 | 1,640 | 1,676 | 1,322 | 1,015 | 679 | 425 | 278 | 135 | 127 | 11 | 17 |
| Lawrence, Mass..... | 122 | 604 | 846 | 945 | 958 | 853 | 780 | 612 | 432 | 392 | 940 | 328 | 301 |
| Lexington, Ky..... | 312 | 853 | 996 | 895 | 741 | 623 | 366 | 249 | 153 | 100 | 126 | 18 | 18 |
| Lincoln, Nebr..... | 169 | 743 | 1,133 | 1,214 | 1,138 | 851 | 551 | 353 | 232 | 152 | 223 | 62 | 123 |
| Little Rock, Ark..... | 271 | 1,010 | 1,290 | 1,300 | 1,136 | 846 | 556 | 372 | 255 | 131 | 197 | 37 | 28 |
| Los Angeles, Cal..... | 1,469 | 3,334 | 4,399 | 4,071 | 3,182 | 2,107 | 1,325 | 745 | 451 | 252 | 396 | 116 | 184 |
| Louisville, Ky..... | 799 | 3,230 | 4,528 | 5,207 | 5,000 | 4,316 | 3,445 | 2,642 | 1,714 | 1,206 | 1,936 | 402 | 230 |
| Lowell, Mass..... | 274 | 1,393 | 1,849 | 1,998 | 1,747 | 1,455 | 1,097 | 828 | 609 | 477 | 1,087 | 387 | 470 |
| Lynn, Mass..... | 203 | 989 | 1,377 | 1,611 | 1,502 | 1,326 | 1,093 | 800 | 577 | 425 | 912 | 166 | 91 |
| McKeesport, Pa..... | 77 | 559 | 837 | 1,042 | 972 | 843 | 664 | 432 | 231 | 188 | 213 | 39 | 19 |
| Malden, Mass..... | 140 | 619 | 886 | 1,086 | 1,033 | 763 | 556 | 388 | 259 | 171 | 277 | 30 | 12 |
| Manchester, N. H..... | 143 | 745 | 989 | 931 | 832 | 758 | 573 | 434 | 346 | 253 | 707 | 362 | 334 |
| Memphis, Tenn..... | 743 | 2,105 | 2,468 | 2,460 | 2,356 | 2,042 | 1,492 | 1,129 | 740 | 538 | 947 | 221 | 202 |

STATISTICS OF POPULATION.

TABLE 98.—PERSONS TO A DWELLING, IN DETAIL, FOR CITIES HAVING 25,000 INHABITANTS OR MORE: 1900—Continued.

| CITIES. | 1 person. | 2 persons. | 3 persons. | 4 persons. | 5 persons. | 6 persons. | 7 persons. | 8 persons. | 9 persons. | 10 persons. | 11 to 15 persons. | 16 to 20 persons. | 21 persons and over. |
|-----------------------------------|-----------|------------|------------|------------|------------|------------|------------|------------|------------|-------------|-------------------|-------------------|----------------------|
| Milwaukee, Wis..... | 757 | 3,729 | 5,259 | 6,279 | 6,476 | 5,966 | 4,847 | 3,715 | 2,677 | 1,830 | 3,362 | 616 | 296 |
| Minneapolis, Minn..... | 1,005 | 2,365 | 3,441 | 4,394 | 4,548 | 4,101 | 3,859 | 2,538 | 1,814 | 1,251 | 2,177 | 406 | 382 |
| Mobile, Ala..... | 372 | 1,071 | 1,245 | 1,261 | 1,088 | 897 | 808 | 470 | 276 | 172 | 252 | 30 | 19 |
| Montgomery, Ala..... | 394 | 957 | 1,015 | 940 | 863 | 646 | 500 | 337 | 234 | 149 | 183 | 33 | 15 |
| Nashville, Tenn..... | 550 | 1,914 | 2,304 | 2,447 | 2,150 | 1,874 | 1,280 | 961 | 595 | 375 | 592 | 112 | 85 |
| Newark, N. J..... | 441 | 1,612 | 2,547 | 3,242 | 3,614 | 3,322 | 2,965 | 2,429 | 1,900 | 1,628 | 4,048 | 1,350 | 1,104 |
| New Bedford, Mass..... | 222 | 818 | 1,039 | 1,125 | 994 | 902 | 760 | 564 | 467 | 326 | 955 | 328 | 244 |
| New Britain, Conn..... | 21 | 175 | 230 | 355 | 407 | 394 | 353 | 295 | 236 | 160 | 488 | 110 | 100 |
| Newcastle, Pa..... | 109 | 781 | 1,039 | 1,065 | 922 | 658 | 445 | 274 | 179 | 115 | 148 | 21 | 12 |
| New Haven, Conn..... | 279 | 1,114 | 1,619 | 1,942 | 2,011 | 1,861 | 1,503 | 1,178 | 929 | 640 | 1,422 | 394 | 348 |
| New Orleans, La..... | 1,980 | 6,589 | 7,665 | 8,086 | 7,957 | 6,405 | 4,889 | 3,475 | 2,384 | 1,476 | 2,196 | 341 | 215 |
| Newport, Ky..... | 38 | 364 | 533 | 788 | 773 | 663 | 567 | 419 | 266 | 153 | 245 | 30 | 4 |
| Newton, Mass..... | 135 | 595 | 950 | 1,115 | 1,062 | 790 | 577 | 370 | 228 | 152 | 215 | 82 | 27 |
| New York, N. Y..... | 4,232 | 11,156 | 16,396 | 21,261 | 23,572 | 23,028 | 20,008 | 16,748 | 13,272 | 10,644 | 30,160 | 14,973 | 44,521 |
| Manhattan and Bronx boroughs..... | 1,923 | 3,433 | 4,795 | 6,089 | 6,826 | 6,848 | 6,076 | 5,362 | 4,433 | 3,612 | 11,777 | 7,095 | 32,228 |
| Brooklyn borough..... | 1,515 | 4,402 | 7,123 | 10,001 | 11,651 | 11,849 | 10,450 | 8,802 | 7,095 | 5,808 | 16,117 | 7,313 | 11,846 |
| Queens borough..... | 500 | 2,144 | 2,939 | 3,434 | 3,443 | 2,928 | 2,398 | 1,838 | 1,257 | 861 | 1,674 | 495 | 370 |
| Richmond borough..... | 294 | 1,127 | 1,539 | 1,757 | 1,652 | 1,403 | 1,084 | 746 | 487 | 363 | 592 | 130 | 77 |
| Norfolk, Va..... | 195 | 566 | 862 | 1,034 | 1,090 | 1,054 | 886 | 600 | 449 | 316 | 524 | 54 | 34 |
| Oakland, Cal..... | 662 | 2,095 | 2,379 | 2,561 | 2,099 | 1,536 | 1,004 | 652 | 356 | 207 | 294 | 39 | 90 |
| Omaha, Nebr..... | 673 | 1,952 | 2,543 | 2,324 | 2,696 | 2,308 | 1,591 | 1,118 | 687 | 457 | 816 | 175 | 187 |
| Oshkosh, Wis..... | 153 | 781 | 918 | 1,093 | 918 | 707 | 504 | 301 | 200 | 96 | 125 | 4 | 11 |
| Passaic, N. J..... | 25 | 171 | 284 | 374 | 419 | 376 | 283 | 234 | 158 | 131 | 289 | 131 | 226 |
| Paterson, N. J..... | 175 | 672 | 1,045 | 1,304 | 1,548 | 1,485 | 1,404 | 1,280 | 1,099 | 847 | 1,996 | 503 | 233 |
| Pawtucket, R. I..... | 113 | 496 | 644 | 722 | 698 | 627 | 557 | 440 | 341 | 308 | 689 | 136 | 56 |
| Peoria, Ill..... | 250 | 1,307 | 1,898 | 1,935 | 1,793 | 1,249 | 941 | 557 | 376 | 198 | 276 | 37 | 76 |
| Philadelphia, Pa..... | 3,840 | 26,462 | 38,352 | 41,996 | 38,480 | 30,531 | 21,936 | 15,068 | 9,236 | 5,610 | 7,849 | 1,329 | 900 |
| Pittsburg, Pa..... | 714 | 3,617 | 5,699 | 7,221 | 7,576 | 6,883 | 5,588 | 4,135 | 2,952 | 2,013 | 3,521 | 684 | 422 |
| Portland, Me..... | 191 | 791 | 1,223 | 1,168 | 1,131 | 956 | 766 | 534 | 405 | 301 | 675 | 107 | 97 |
| Portland, Oreg..... | 579 | 1,668 | 2,405 | 2,606 | 2,213 | 1,679 | 1,077 | 746 | 453 | 258 | 415 | 133 | 393 |
| Providence, R. I..... | 580 | 2,164 | 2,771 | 3,179 | 2,956 | 2,652 | 2,324 | 1,871 | 1,498 | 1,212 | 2,798 | 750 | 449 |
| Pueblo, Colo..... | 209 | 896 | 1,065 | 1,008 | 816 | 604 | 411 | 268 | 128 | 98 | 156 | 39 | 41 |
| Quincy, Ill..... | 249 | 1,014 | 1,291 | 1,262 | 1,121 | 847 | 575 | 395 | 252 | 147 | 187 | 22 | 17 |
| Racine, Wis..... | 117 | 621 | 854 | 921 | 825 | 627 | 526 | 344 | 247 | 167 | 214 | 15 | 14 |
| Reading, Pa..... | 291 | 2,085 | 3,007 | 3,039 | 2,493 | 1,889 | 1,311 | 886 | 515 | 312 | 343 | 35 | 29 |
| Richmond, Va..... | 481 | 1,144 | 1,705 | 1,885 | 2,069 | 1,895 | 1,544 | 1,152 | 799 | 581 | 828 | 116 | 52 |
| Rochester, N. Y..... | 397 | 2,909 | 4,467 | 5,188 | 4,797 | 3,839 | 2,756 | 1,908 | 1,237 | 721 | 1,013 | 175 | 125 |
| Rockford, Ill..... | 158 | 758 | 966 | 1,014 | 889 | 655 | 526 | 350 | 235 | 146 | 241 | 36 | 14 |
| Sacramento, Cal..... | 292 | 826 | 1,102 | 1,069 | 926 | 658 | 386 | 277 | 159 | 88 | 145 | 47 | 37 |
| Saginaw, Mich..... | 340 | 1,467 | 1,860 | 1,820 | 1,458 | 975 | 650 | 394 | 211 | 124 | 99 | 12 | 21 |
| St. Joseph, Mo..... | 220 | 1,029 | 1,780 | 2,236 | 2,261 | 2,116 | 1,632 | 1,302 | 856 | 604 | 1,030 | 207 | 226 |
| St. Louis, Mo..... | 1,832 | 5,500 | 7,386 | 9,396 | 10,324 | 10,094 | 8,938 | 7,253 | 5,678 | 4,254 | 8,756 | 1,891 | 958 |
| St. Paul, Minn..... | 668 | 1,869 | 2,667 | 3,254 | 3,499 | 3,280 | 2,677 | 2,064 | 1,422 | 935 | 1,660 | 321 | 365 |
| Salem, Mass..... | 151 | 482 | 663 | 791 | 696 | 596 | 449 | 327 | 266 | 172 | 413 | 132 | 149 |
| Salt Lake City, Utah..... | 467 | 1,198 | 1,527 | 1,582 | 1,512 | 1,291 | 899 | 651 | 443 | 262 | 309 | 43 | 49 |
| San Antonio, Tex..... | 555 | 1,423 | 1,546 | 1,599 | 1,491 | 1,186 | 901 | 626 | 411 | 276 | 321 | 38 | 42 |
| San Francisco, Cal..... | 2,173 | 5,684 | 6,956 | 7,622 | 7,256 | 6,050 | 4,517 | 3,401 | 2,454 | 1,708 | 3,528 | 934 | 1,040 |
| Savannah, Ga..... | 561 | 1,174 | 1,407 | 1,459 | 1,451 | 1,227 | 963 | 732 | 427 | 235 | 424 | 72 | 27 |
| Schenectady, N. Y..... | 46 | 245 | 392 | 553 | 575 | 567 | 485 | 304 | 250 | 506 | 89 | 47 | 47 |
| Scranton, Pa..... | 229 | 1,503 | 2,400 | 2,689 | 2,601 | 2,226 | 1,764 | 1,299 | 921 | 603 | 927 | 178 | 93 |
| Seattle, Wash..... | 963 | 1,390 | 1,618 | 1,790 | 1,636 | 1,351 | 911 | 647 | 365 | 257 | 486 | 125 | 313 |
| Sioux City, Iowa..... | 193 | 744 | 1,020 | 1,116 | 1,079 | 816 | 562 | 351 | 204 | 106 | 153 | 26 | 45 |
| Somerville, Mass..... | 131 | 975 | 1,526 | 1,703 | 1,654 | 1,275 | 1,040 | 765 | 543 | 364 | 537 | 108 | 36 |
| South Bend, Ind..... | 135 | 879 | 1,175 | 1,260 | 1,048 | 831 | 555 | 412 | 276 | 175 | 263 | 25 | 13 |
| South Omaha, Nebr..... | 401 | 370 | 532 | 551 | 600 | 519 | 372 | 259 | 179 | 121 | 224 | 55 | 86 |
| Spokane, Wash..... | 301 | 886 | 1,108 | 1,150 | 988 | 704 | 487 | 264 | 169 | 103 | 182 | 63 | 155 |
| Springfield, Ill..... | 179 | 964 | 1,244 | 1,271 | 1,082 | 881 | 566 | 391 | 226 | 109 | 125 | 23 | 15 |
| Springfield, Mass..... | 213 | 953 | 1,455 | 1,459 | 1,437 | 1,206 | 908 | 673 | 439 | 341 | 754 | 160 | 112 |
| Springfield, Ohio..... | 202 | 1,171 | 1,473 | 1,445 | 1,183 | 885 | 611 | 384 | 248 | 153 | 142 | 26 | 23 |
| Superior, Wis..... | 115 | 400 | 613 | 765 | 818 | 700 | 469 | 342 | 223 | 129 | 206 | 54 | 101 |
| Syracuse, N. Y..... | 422 | 1,832 | 2,575 | 3,106 | 2,881 | 2,559 | 1,873 | 1,313 | 873 | 551 | 865 | 136 | 95 |
| Tacoma, Wash..... | 432 | 880 | 1,112 | 1,210 | 1,116 | 792 | 515 | 305 | 173 | 101 | 131 | 32 | 111 |
| Taunton, Mass..... | 124 | 493 | 649 | 724 | 640 | 573 | 463 | 356 | 264 | 208 | 384 | 37 | 24 |
| Terre Haute, Ind..... | 233 | 1,175 | 1,463 | 1,541 | 1,179 | 868 | 601 | 327 | 200 | 109 | 146 | 19 | 15 |
| Toledo, Ohio..... | 468 | 3,557 | 4,853 | 4,853 | 4,150 | 3,188 | 2,138 | 1,370 | 848 | 466 | 534 | 55 | 57 |
| Topeka, Kans..... | 341 | 1,313 | 1,589 | 1,514 | 1,185 | 745 | 501 | 263 | 145 | 110 | 78 | 12 | 12 |
| Trenton, N. J..... | 230 | 1,764 | 2,588 | 2,614 | 2,323 | 1,774 | 1,214 | 825 | 457 | 276 | 259 | 19 | 20 |
| Troy, N. Y..... | 154 | 457 | 614 | 757 | 856 | 864 | 749 | 677 | 529 | 451 | 1,227 | 307 | 111 |
| Utica, N. Y..... | 166 | 784 | 1,120 | 1,361 | 1,339 | 1,133 | 903 | 705 | 498 | 368 | 544 | 83 | 64 |
| Washington, D. C..... | 1,136 | 4,415 | 6,992 | 8,001 | 7,696 | 6,617 | 4,958 | 3,483 | 2,193 | 1,396 | 2,001 | 251 | 196 |
| Waterbury, Conn..... | 57 | 332 | 523 | 617 | 598 | 477 | 377 | 263 | 155 | 89 | 716 | 247 | 295 |
| Wheeling, W. Va..... | 161 | 706 | 951 | 1,143 | 1,129 | 891 | 745 | 491 | 310 | 223 | 300 | 37 | 15 |
| Wilkesbarre, Pa..... | 174 | 918 | 1,479 | 1,604 | 1,567 | 1,329 | 947 | 670 | 435 | 273 | 276 | 20 | 16 |
| Williamsport, Pa..... | 164 | 927 | 1,241 | 1,241 | 965 | 696 | 433 | 252 | 160 | 89 | 93 | 18 | 7 |
| Wilmington, Del..... | 227 | 1,533 | 2,321 | 2,656 | 2,364 | 1,864 | 1,378 | 931 | 562 | 353 | 480 | 43 | 25 |
| Woonsocket, R. I..... | 39 | 244 | 292 | 296 | 313 | 241 | 256 | 215 | 196 | 152 | 449 | 135 | 223 |
| Worcester, Mass..... | 174 | 712 | 1,087 | 1,261 | 1,313 | 1,177 | 1,085 | 937 | 836 | 733 | 2,322 | 879 | 614 |
| Yonkers, N. Y..... | 52 | 217 | 432 | 529 | 592 | 570 | 531 | 441 | 329 | 273 | 746 | 313 | 324 |
| York, Pa..... | 195 | 1,031 | 1,415 | 1,308 | 1,153 | 757 | 571 | 346 | 190 | 101 | 112 | 14 | 12 |
| Youngstown, Ohio..... | 137 | 849 | 1,312 | 1,354 | 1,308 | 1,037 | 799 | 574 | 382 | 215 | 309 | 42 | 25 |

DWELLINGS AND FAMILIES.

TABLE 99.—PERSONS TO A FAMILY, IN DETAIL, BY STATES AND TERRITORIES: 1900.

| STATES AND TERRITORIES. | 1 person. | 2 persons. | 3 persons. | 4 persons. | 5 persons. | 6 persons. | 7 persons. | 8 persons. | 9 persons. | 10 persons. | 11 to 15 persons. | 16 to 20 persons. | 21 persons and over. |
|-----------------------------------|-----------|------------|------------|------------|------------|------------|------------|------------|------------|-------------|-------------------|-------------------|----------------------|
| The United States ¹ .. | 825,963 | 2,439,788 | 2,852,965 | 2,749,756 | 2,308,674 | 1,771,814 | 1,258,179 | 844,656 | 527,211 | 305,059 | 311,009 | 21,307 | 28,416 |
| Alabama | 23,486 | 54,382 | 59,059 | 55,654 | 47,902 | 39,910 | 31,638 | 23,882 | 16,817 | 10,221 | 11,267 | 385 | 212 |
| Alaska | 2,903 | 2,930 | 2,493 | 1,905 | 1,313 | 763 | 420 | 206 | 107 | 81 | 115 | 38 | 190 |
| Arizona | 5,690 | 5,196 | 4,524 | 4,043 | 3,188 | 2,404 | 1,716 | 1,186 | 781 | 427 | 596 | 82 | 92 |
| Arkansas | 12,002 | 34,382 | 41,780 | 41,903 | 37,681 | 31,149 | 24,249 | 17,320 | 11,387 | 6,650 | 6,368 | 229 | 138 |
| California | 41,055 | 59,411 | 59,226 | 54,781 | 43,564 | 30,795 | 20,202 | 12,468 | 7,523 | 4,331 | 5,752 | 1,048 | 1,625 |
| Colorado | 13,330 | 22,818 | 23,181 | 21,098 | 16,721 | 11,601 | 7,580 | 4,584 | 2,568 | 1,441 | 1,822 | 327 | 438 |
| Connecticut | 9,727 | 35,260 | 39,048 | 36,085 | 28,548 | 20,923 | 13,805 | 8,742 | 5,006 | 2,678 | 3,023 | 266 | 313 |
| Delaware | 1,423 | 5,536 | 7,243 | 7,202 | 5,915 | 4,504 | 3,143 | 1,955 | 1,157 | 643 | 644 | 43 | 33 |
| District of Columbia | 2,421 | 8,093 | 9,794 | 9,516 | 8,271 | 6,552 | 4,519 | 3,025 | 1,795 | 1,070 | 1,344 | 152 | 126 |
| Florida | 10,848 | 19,155 | 19,402 | 17,422 | 14,346 | 11,523 | 8,745 | 6,093 | 4,056 | 2,476 | 2,720 | 110 | 105 |
| Georgia | 28,666 | 66,767 | 71,913 | 67,299 | 58,841 | 48,805 | 38,147 | 28,370 | 19,799 | 12,711 | 13,510 | 437 | 292 |
| Hawaii ¹ | 4,128 | 9,508 | 6,921 | 4,727 | 3,334 | 2,482 | 1,779 | 1,211 | 848 | 598 | 918 | 220 | 248 |
| Idaho | 6,796 | 5,382 | 5,138 | 5,017 | 4,287 | 3,536 | 2,585 | 1,795 | 1,291 | 698 | 810 | 70 | 86 |
| Illinois | 39,431 | 153,203 | 186,855 | 186,900 | 157,958 | 118,841 | 80,492 | 51,267 | 29,564 | 15,465 | 13,772 | 1,067 | 1,343 |
| Indiana | 21,281 | 92,626 | 115,116 | 109,148 | 85,654 | 59,814 | 38,411 | 23,492 | 13,000 | 6,706 | 5,561 | 292 | 412 |
| Indian Territory | 2,785 | 8,750 | 11,569 | 12,178 | 11,234 | 9,591 | 7,571 | 5,333 | 3,436 | 2,086 | 2,046 | 80 | 42 |
| Iowa | 20,242 | 71,343 | 85,776 | 85,378 | 71,516 | 54,198 | 37,392 | 24,118 | 14,456 | 8,124 | 7,444 | 404 | 487 |
| Kansas | 16,803 | 47,547 | 57,596 | 56,933 | 47,422 | 35,781 | 24,742 | 15,705 | 9,418 | 5,184 | 4,421 | 203 | 192 |
| Kentucky | 15,430 | 56,725 | 72,872 | 72,898 | 63,994 | 51,812 | 38,932 | 27,413 | 17,407 | 9,974 | 8,982 | 312 | 303 |
| Louisiana | 20,248 | 42,724 | 44,322 | 41,217 | 35,610 | 29,767 | 23,649 | 17,713 | 12,335 | 7,901 | 8,866 | 326 | 197 |
| Maine | 8,646 | 30,957 | 34,334 | 29,668 | 21,896 | 14,814 | 9,362 | 5,773 | 3,381 | 1,929 | 2,145 | 203 | 236 |
| Maryland | 9,893 | 32,777 | 40,186 | 40,114 | 35,553 | 28,497 | 20,895 | 14,238 | 9,055 | 5,215 | 5,365 | 289 | 254 |
| Massachusetts | 27,726 | 103,300 | 116,851 | 103,433 | 87,047 | 63,031 | 42,020 | 26,543 | 15,914 | 9,200 | 10,888 | 1,390 | 1,317 |
| Michigan | 24,728 | 94,593 | 108,167 | 99,883 | 77,887 | 55,060 | 36,218 | 22,489 | 13,128 | 7,123 | 7,144 | 781 | 893 |
| Minnesota | 19,388 | 42,367 | 50,421 | 53,077 | 48,351 | 40,397 | 31,261 | 22,319 | 14,530 | 9,053 | 9,595 | 780 | 1,119 |
| Mississippi | 21,512 | 46,973 | 49,733 | 46,220 | 40,454 | 33,945 | 26,392 | 19,791 | 14,147 | 9,080 | 10,196 | 359 | 146 |
| Missouri | 25,197 | 92,235 | 114,996 | 114,178 | 98,298 | 75,739 | 53,667 | 35,165 | 21,155 | 11,393 | 10,670 | 792 | 848 |
| Montana | 10,335 | 9,089 | 8,495 | 7,776 | 6,336 | 4,619 | 3,164 | 2,056 | 1,319 | 825 | 1,087 | 311 | 477 |
| Nebraska | 12,437 | 29,024 | 35,477 | 36,444 | 32,740 | 26,054 | 18,755 | 12,711 | 7,713 | 4,552 | 4,880 | 288 | 372 |
| Nevada | 2,742 | 2,008 | 1,591 | 1,360 | 1,125 | 783 | 562 | 376 | 232 | 135 | 202 | 32 | 42 |
| New Hampshire | 6,426 | 19,935 | 20,070 | 16,930 | 12,388 | 8,288 | 5,287 | 3,304 | 2,033 | 1,225 | 1,567 | 199 | 200 |
| New Jersey | 16,111 | 65,207 | 78,562 | 75,833 | 62,755 | 45,985 | 30,118 | 18,416 | 10,322 | 5,611 | 5,407 | 447 | 448 |
| New Mexico | 5,134 | 8,019 | 8,266 | 7,083 | 5,786 | 4,508 | 3,109 | 1,957 | 1,155 | 693 | 608 | 54 | 48 |
| New York | 74,623 | 285,820 | 319,189 | 294,232 | 234,387 | 168,777 | 109,268 | 66,595 | 37,264 | 19,672 | 20,030 | 2,291 | 2,375 |
| North Carolina | 17,118 | 44,847 | 55,298 | 55,924 | 50,586 | 43,277 | 34,700 | 26,538 | 18,338 | 11,350 | 11,620 | 304 | 172 |
| North Dakota | 7,774 | 7,504 | 8,420 | 8,821 | 7,930 | 7,063 | 5,443 | 4,332 | 3,028 | 1,915 | 2,118 | 173 | 169 |
| Ohio | 41,226 | 158,145 | 188,090 | 175,263 | 137,487 | 97,221 | 63,081 | 38,683 | 21,937 | 11,486 | 10,256 | 679 | 829 |
| Oklahoma | 7,683 | 11,778 | 13,963 | 13,986 | 12,095 | 9,619 | 7,073 | 4,693 | 2,847 | 1,616 | 1,405 | 75 | 75 |
| Oregon | 10,174 | 13,610 | 15,128 | 14,693 | 12,314 | 9,316 | 6,089 | 3,944 | 2,347 | 1,410 | 1,496 | 237 | 456 |
| Pennsylvania | 42,914 | 186,617 | 237,396 | 234,255 | 198,883 | 151,618 | 105,933 | 69,127 | 41,928 | 23,688 | 24,137 | 1,895 | 1,584 |
| Rhode Island | 4,157 | 16,631 | 17,716 | 16,346 | 12,987 | 9,391 | 6,523 | 4,242 | 2,605 | 1,544 | 1,740 | 161 | 136 |
| South Carolina | 16,683 | 37,163 | 40,980 | 39,538 | 34,915 | 29,442 | 23,426 | 17,981 | 12,500 | 8,034 | 8,824 | 243 | 135 |
| South Dakota | 7,375 | 10,632 | 12,509 | 12,553 | 11,522 | 9,176 | 7,005 | 5,080 | 3,343 | 2,048 | 2,051 | 118 | 124 |
| Tennessee | 14,033 | 50,840 | 64,502 | 64,729 | 58,576 | 48,075 | 37,219 | 26,731 | 17,284 | 9,990 | 9,827 | 419 | 311 |
| Texas | 25,376 | 68,791 | 87,295 | 90,041 | 82,840 | 70,153 | 55,559 | 42,138 | 28,769 | 18,043 | 19,059 | 734 | 493 |
| Utah | 4,312 | 7,794 | 8,245 | 7,958 | 7,067 | 6,275 | 4,943 | 3,720 | 2,552 | 1,628 | 1,538 | 73 | 91 |
| Vermont | 4,260 | 15,080 | 17,140 | 14,897 | 11,329 | 7,727 | 4,757 | 2,820 | 1,566 | 850 | 840 | 95 | 101 |
| Virginia | 17,728 | 44,861 | 55,426 | 55,775 | 50,697 | 42,334 | 33,633 | 24,481 | 16,853 | 10,452 | 10,990 | 476 | 311 |
| Washington | 14,262 | 17,688 | 18,244 | 17,577 | 14,776 | 10,980 | 7,504 | 4,709 | 2,797 | 1,543 | 1,870 | 360 | 776 |
| West Virginia | 5,155 | 21,301 | 29,472 | 30,865 | 27,527 | 22,662 | 17,753 | 12,430 | 8,510 | 5,116 | 5,009 | 264 | 227 |
| Wisconsin | 18,593 | 59,443 | 69,982 | 71,062 | 62,388 | 49,828 | 36,346 | 24,496 | 15,230 | 8,896 | 8,418 | 572 | 759 |
| Wyoming | 3,405 | 2,306 | 2,378 | 2,863 | 2,394 | 1,883 | 1,377 | 884 | 564 | 333 | 486 | 102 | 141 |

¹ Includes persons in the military and naval service of the United States (including civilian employees, etc.) stationed abroad, not credited to any state or territory.

STATISTICS OF POPULATION.

TABLE 100.—PERSONS TO A FAMILY, IN DETAIL, FOR CITIES HAVING 25,000 INHABITANTS OR MORE: 1900.

| CITIES. | 1 person. | 2 persons. | 3 persons. | 4 persons. | 5 persons. | 6 persons. | 7 persons. | 8 persons. | 9 persons. | 10 persons. | 11 to 15 persons. | 16 to 20 persons. | 21 persons and over. |
|---------------------------|-----------|------------|------------|------------|------------|------------|------------|------------|------------|-------------|-------------------|-------------------|----------------------|
| Akron, Ohio..... | 292 | 1,659 | 2,026 | 1,849 | 1,458 | 977 | 653 | 360 | 218 | 125 | 107 | 11 | 11 |
| Albany, N. Y..... | 1,079 | 3,999 | 4,351 | 3,901 | 2,983 | 2,129 | 1,886 | 818 | 457 | 233 | 239 | 21 | 31 |
| Allegheny, Pa..... | 762 | 3,933 | 4,659 | 4,588 | 3,794 | 3,072 | 2,215 | 1,437 | 892 | 529 | 618 | 73 | 36 |
| Allentown, Pa..... | 240 | 1,269 | 1,660 | 1,572 | 1,161 | 779 | 494 | 323 | 169 | 127 | 126 | 10 | 10 |
| Altoona, Pa..... | 182 | 1,092 | 1,492 | 1,544 | 1,285 | 963 | 669 | 425 | 228 | 124 | 151 | 12 | 12 |
| Atlanta, Ga..... | 1,847 | 3,874 | 3,696 | 3,127 | 2,558 | 1,965 | 1,307 | 862 | 510 | 304 | 399 | 48 | 66 |
| Atlantic City, N. J..... | 202 | 904 | 953 | 975 | 708 | 574 | 419 | 254 | 144 | 107 | 154 | 49 | 48 |
| Auburn, N. Y..... | 304 | 1,325 | 1,389 | 1,259 | 941 | 633 | 412 | 245 | 134 | 78 | 69 | 9 | 15 |
| Augusta, Ga..... | 1,080 | 1,920 | 1,905 | 1,533 | 1,176 | 838 | 536 | 347 | 194 | 135 | 110 | 10 | 14 |
| Baltimore, Md..... | 4,191 | 15,404 | 17,699 | 17,686 | 15,618 | 12,524 | 8,749 | 5,749 | 3,619 | 2,013 | 2,032 | 161 | 139 |
| Bay City, Mich..... | 212 | 923 | 1,072 | 994 | 859 | 610 | 497 | 317 | 195 | 108 | 101 | 5 | 11 |
| Bayonne, N. J..... | 142 | 846 | 1,053 | 1,133 | 1,050 | 823 | 631 | 399 | 231 | 150 | 130 | 9 | 3 |
| Binghamton, N. Y..... | 442 | 1,976 | 2,142 | 1,878 | 1,248 | 701 | 466 | 265 | 123 | 77 | 99 | 10 | 13 |
| Birmingham, Ala..... | 815 | 1,596 | 1,467 | 1,261 | 1,031 | 735 | 508 | 356 | 216 | 143 | 223 | 49 | 48 |
| Boston, Mass..... | 5,199 | 18,631 | 20,930 | 20,195 | 16,788 | 12,590 | 8,602 | 5,679 | 3,316 | 1,834 | 2,711 | 453 | 313 |
| Bridgeport, Conn..... | 488 | 2,461 | 2,928 | 2,875 | 2,378 | 1,693 | 1,155 | 735 | 391 | 198 | 201 | 30 | 15 |
| Brockton, Mass..... | 360 | 1,664 | 2,036 | 1,821 | 1,365 | 925 | 561 | 316 | 151 | 85 | 114 | 11 | 12 |
| Buffalo, N. Y..... | 2,393 | 10,987 | 13,071 | 12,824 | 10,963 | 8,356 | 6,086 | 3,956 | 2,377 | 1,273 | 1,141 | 98 | 106 |
| Butte, Mont..... | 609 | 1,283 | 1,182 | 998 | 751 | 557 | 336 | 195 | 154 | 69 | 121 | 65 | 95 |
| Cambridge, Mass..... | 634 | 2,309 | 3,663 | 3,439 | 2,923 | 2,210 | 1,541 | 1,003 | 634 | 291 | 314 | 36 | 32 |
| Camden, N. J..... | 513 | 2,303 | 3,460 | 3,448 | 2,791 | 1,873 | 1,127 | 674 | 361 | 177 | 140 | 12 | 6 |
| Canton, Ohio..... | 277 | 1,180 | 1,442 | 1,392 | 1,034 | 730 | 471 | 258 | 139 | 72 | 62 | 3 | 6 |
| Cedar Rapids, Iowa..... | 203 | 1,044 | 1,220 | 1,147 | 878 | 617 | 346 | 221 | 129 | 62 | 56 | 11 | 6 |
| Charleston, S. C..... | 1,309 | 2,331 | 2,447 | 2,035 | 1,553 | 1,124 | 784 | 505 | 327 | 185 | 203 | 16 | 19 |
| Chattanooga, Tenn..... | 571 | 1,236 | 1,311 | 1,106 | 922 | 677 | 425 | 261 | 176 | 89 | 115 | 23 | 22 |
| Chelsea, Mass..... | 260 | 1,220 | 1,506 | 1,373 | 1,099 | 842 | 522 | 329 | 190 | 124 | 83 | 4 | 6 |
| Chester, Pa..... | 165 | 835 | 1,144 | 1,235 | 1,117 | 861 | 608 | 434 | 233 | 137 | 132 | 4 | 3 |
| Chicago, Ill..... | 12,099 | 53,580 | 64,192 | 64,925 | 55,609 | 42,140 | 28,238 | 17,653 | 10,115 | 5,137 | 4,919 | 563 | 765 |
| Cincinnati, Ohio..... | 4,767 | 13,457 | 13,838 | 12,556 | 10,305 | 7,612 | 5,008 | 3,205 | 1,846 | 830 | 866 | 80 | 116 |
| Cleveland, Ohio..... | 2,762 | 12,667 | 14,929 | 14,438 | 12,208 | 9,233 | 6,320 | 4,010 | 2,296 | 1,190 | 1,221 | 114 | 131 |
| Columbus, Ohio..... | 1,212 | 4,956 | 5,556 | 5,169 | 4,051 | 2,713 | 1,738 | 977 | 564 | 290 | 278 | 31 | 47 |
| Council Bluffs, Iowa..... | 225 | 817 | 1,002 | 988 | 817 | 607 | 407 | 252 | 139 | 72 | 85 | 17 | 13 |
| Covington, Ky..... | 487 | 1,486 | 1,638 | 1,661 | 1,320 | 1,037 | 762 | 468 | 251 | 132 | 117 | 5 | 9 |
| Dallas, Tex..... | 527 | 1,434 | 1,633 | 1,571 | 1,314 | 999 | 647 | 428 | 209 | 126 | 202 | 41 | 37 |
| Davenport, Iowa..... | 418 | 1,489 | 1,594 | 1,454 | 1,149 | 731 | 473 | 289 | 156 | 83 | 83 | 13 | 29 |
| Dayton, Ohio..... | 762 | 3,477 | 3,976 | 3,658 | 2,927 | 2,004 | 1,235 | 712 | 395 | 197 | 221 | 25 | 23 |
| Denver, Colo..... | 1,961 | 5,913 | 6,207 | 5,577 | 4,293 | 2,831 | 1,706 | 987 | 538 | 285 | 323 | 32 | 170 |
| Des Moines, Iowa..... | 586 | 2,373 | 2,637 | 2,639 | 2,037 | 1,411 | 953 | 541 | 287 | 163 | 183 | 19 | 25 |
| Detroit, Mich..... | 1,530 | 9,132 | 11,092 | 10,719 | 9,145 | 7,041 | 4,811 | 3,139 | 1,831 | 966 | 897 | 73 | 79 |
| Dubuque, Iowa..... | 335 | 1,102 | 1,314 | 1,398 | 1,110 | 845 | 562 | 341 | 205 | 100 | 111 | 15 | 38 |
| Duluth, Minn..... | 439 | 1,277 | 1,566 | 1,720 | 1,432 | 1,145 | 833 | 542 | 320 | 191 | 254 | 59 | 119 |
| Easton, Pa..... | 248 | 1,036 | 1,228 | 1,122 | 782 | 573 | 359 | 205 | 122 | 72 | 53 | 6 | 10 |
| East St. Louis, Ill..... | 195 | 884 | 1,169 | 1,150 | 898 | 722 | 449 | 287 | 172 | 103 | 119 | 23 | 25 |
| Elizabeth, N. J..... | 232 | 1,456 | 1,630 | 1,659 | 1,208 | 1,373 | 968 | 598 | 320 | 183 | 176 | 15 | 13 |
| Elmira, N. Y..... | 415 | 1,596 | 1,780 | 1,535 | 1,079 | 739 | 440 | 300 | 166 | 83 | 78 | 8 | 12 |
| Erie, Pa..... | 304 | 1,364 | 2,118 | 2,010 | 1,703 | 1,259 | 920 | 526 | 261 | 132 | 150 | 15 | 23 |
| Evansville, Ind..... | 436 | 1,719 | 2,119 | 2,272 | 1,940 | 1,376 | 980 | 651 | 334 | 216 | 244 | 25 | 31 |
| Fall River, Mass..... | 647 | 3,034 | 3,416 | 3,338 | 3,014 | 2,439 | 1,773 | 1,313 | 829 | 550 | 569 | 34 | 21 |
| Fitchburg, Mass..... | 231 | 1,042 | 1,213 | 1,148 | 930 | 723 | 478 | 351 | 241 | 124 | 152 | 12 | 10 |
| Fort Wayne, Ind..... | 339 | 1,597 | 1,971 | 1,893 | 1,510 | 1,105 | 702 | 432 | 239 | 116 | 115 | 10 | 14 |
| Fort Worth, Tex..... | 379 | 970 | 1,085 | 1,086 | 816 | 615 | 389 | 249 | 140 | 61 | 91 | 24 | 23 |
| Galveston, Tex..... | 574 | 1,285 | 1,344 | 1,204 | 1,144 | 873 | 584 | 405 | 266 | 136 | 197 | 20 | 19 |
| Gloucester, Mass..... | 272 | 941 | 1,109 | 914 | 863 | 544 | 370 | 211 | 130 | 66 | 104 | 29 | 44 |
| Grand Rapids, Mich..... | 739 | 3,935 | 4,264 | 3,907 | 2,836 | 2,036 | 1,270 | 700 | 417 | 207 | 191 | 14 | 34 |
| Harrisburg, Pa..... | 346 | 1,774 | 2,237 | 2,143 | 1,765 | 1,134 | 739 | 465 | 234 | 143 | 139 | 14 | 14 |
| Hartford, Conn..... | 318 | 2,326 | 3,259 | 3,162 | 2,453 | 1,739 | 1,211 | 752 | 412 | 210 | 296 | 39 | 54 |
| Haverhill, Mass..... | 413 | 1,636 | 1,908 | 1,655 | 1,203 | 843 | 488 | 302 | 168 | 91 | 115 | 8 | 9 |
| Hoboken, N. J..... | 436 | 2,203 | 2,592 | 2,459 | 2,049 | 1,514 | 1,002 | 554 | 324 | 109 | 118 | 13 | 8 |
| Holyoke, Mass..... | 232 | 1,113 | 1,426 | 1,433 | 1,360 | 1,131 | 769 | 559 | 361 | 207 | 240 | 21 | 19 |
| Honolulu, Hawaii..... | 703 | 1,571 | 1,460 | 1,133 | 933 | 673 | 501 | 360 | 251 | 168 | 260 | 43 | 75 |
| Houston, Tex..... | 785 | 1,512 | 1,631 | 1,536 | 1,266 | 971 | 635 | 428 | 273 | 153 | 237 | 33 | 39 |
| Indianapolis, Ind..... | 1,739 | 7,333 | 8,273 | 7,562 | 5,723 | 3,696 | 2,311 | 1,376 | 722 | 407 | 409 | 37 | 67 |
| Jackson, Mich..... | 316 | 1,298 | 1,352 | 1,171 | 863 | 522 | 298 | 163 | 85 | 45 | 44 | 2 | 6 |
| Jacksonville, Fla..... | 301 | 1,534 | 1,404 | 1,133 | 856 | 584 | 410 | 213 | 136 | 61 | 82 | 15 | 11 |
| Jersey City, N. J..... | 1,373 | 6,617 | 8,066 | 8,269 | 7,074 | 5,380 | 3,514 | 2,121 | 1,331 | 600 | 533 | 43 | 32 |
| Johnstown, Pa..... | 182 | 821 | 1,193 | 1,221 | 1,035 | 832 | 614 | 425 | 274 | 130 | 202 | 32 | 16 |
| Joliet, Ill..... | 170 | 793 | 1,012 | 1,064 | 879 | 630 | 537 | 337 | 208 | 121 | 130 | 15 | 9 |
| Joplin, Mo..... | 220 | 974 | 1,187 | 1,071 | 846 | 620 | 392 | 249 | 105 | 73 | 77 | 15 | 12 |
| Kansas City, Kans..... | 429 | 1,941 | 2,492 | 2,208 | 1,742 | 1,266 | 764 | 431 | 239 | 101 | 106 | 20 | 13 |
| Kansas City, Mo..... | 1,749 | 6,564 | 7,221 | 6,654 | 5,169 | 3,504 | 2,181 | 1,343 | 738 | 447 | 622 | 147 | 157 |
| Knoxville, Tenn..... | 401 | 1,010 | 1,130 | 1,111 | 953 | 756 | 533 | 363 | 204 | 132 | 147 | 28 | 19 |
| La Crosse, Wis..... | 254 | 904 | 1,124 | 1,058 | 927 | 675 | 508 | 294 | 177 | 99 | 103 | 9 | 16 |
| Lancaster, Pa..... | 312 | 1,372 | 1,714 | 1,701 | 1,325 | 1,000 | 671 | 409 | 263 | 123 | 116 | 10 | 17 |
| Lawrence, Mass..... | 376 | 1,920 | 2,330 | 2,257 | 1,858 | 1,374 | 1,008 | 591 | 396 | 225 | 290 | 49 | 73 |
| Lexington, Ky..... | 495 | 1,157 | 1,181 | 969 | 763 | 621 | 347 | 220 | 136 | 71 | 69 | 9 | 15 |
| Lincoln, Neb..... | 240 | 1,051 | 1,419 | 1,423 | 1,263 | 967 | 581 | 350 | 214 | 124 | 164 | 37 | 71 |
| Little Rock, Ark..... | 524 | 1,396 | 1,578 | 1,430 | 1,179 | 811 | 496 | 330 | 210 | 94 | 149 | 27 | 23 |
| Los Angeles, Cal..... | 2,519 | 4,952 | 5,217 | 4,359 | 3,204 | 2,023 | 1,210 | 657 | 377 | 204 | 237 | 73 | 125 |
| Louisville, Ky..... | 3,199 | 7,609 | 7,699 | 7,178 | 5,984 | 4,533 | 3,336 | 2,223 | 1,384 | 791 | 840 | 80 | 99 |
| Lowell, Mass..... | 743 | 2,953 | 3,464 | 3,239 | 2,669 | 2,119 | 1,453 | 939 | 598 | 373 | 521 | 94 | 114 |
| Lynn, Mass..... | 586 | 2,350 | 3,133 | 3,005 | 2,253 | 1,513 | 937 | 541 | 331 | 155 | 209 | 31 | 55 |
| McKeesport, Pa..... | 131 | 876 | 1,143 | 1,083 | 886 | 655 | 443 | 289 | 161 | 91 | 124 | 11 | 9 |
| Malden, Mass..... | 233 | 1,165 | 1,530 | 1,490 | 1,223 | 801 | 503 | 289 | 161 | 91 | 94 | 4 | 4 |
| Manchester, N. H..... | 603 | 1,844 | 2,152 | 1,892 | 1,551 | 1,201 | 764 | 611 | 335 | 243 | 372 | 51 | 52 |
| Memphis, Tenn..... | 1,317 | 3,374 | 3,574 | 3,267 | 2,323 | 1,653 | 1,032 | 652 | 400 | 233 | 523 | 93 | 83 |

STATISTICS OF POPULATION.

TABLE 101.—NUMBER OF DWELLINGS HAVING SPECIFIED NUMBER OF FAMILIES, WITH AVERAGE NUMBER OF FAMILIES TO A DWELLING, FOR CITIES HAVING 50,000 INHABITANTS OR MORE, AND BY WARDS FOR CERTAIN CITIES: 1900.

| CITIES. | Total dwellings. | NUMBER OF DWELLINGS HAVING SPECIFIED NUMBER OF FAMILIES. | | | | | | | | | | | Average number of families to a dwelling. |
|---|------------------|--|-------------|-------------|-------------|-------------|-------------|-------------|-------------|-------------|--------------|-----------------------|---|
| | | 1 family. | 2 families. | 3 families. | 4 families. | 5 families. | 6 families. | 7 families. | 8 families. | 9 families. | 10 families. | 11 families and over. | |
| <i>Cities of 500,000 inhabitants or more.</i> | | | | | | | | | | | | | |
| Baltimore, Md..... | 89,442 | 76,654 | 10,548 | 1,668 | 345 | 188 | 38 | 18 | 11 | 12 | 5 | 10 | 1.2 |
| Ward 1..... | 3,461 | 2,599 | 662 | 146 | 86 | 21 | 3 | 2 | | | 1 | 1 | 1.3 |
| Ward 2..... | 3,278 | 2,546 | 531 | 132 | 33 | 19 | 6 | 4 | 2 | 3 | 1 | 1 | 1.3 |
| Ward 3..... | 3,447 | 2,610 | 616 | 163 | 80 | 21 | 5 | 1 | 1 | | | | 1.3 |
| Ward 4..... | 3,151 | 2,075 | 707 | 235 | 76 | 34 | 12 | 5 | 2 | 3 | 2 | | 1.5 |
| Ward 5..... | 3,191 | 2,315 | 689 | 134 | 33 | 12 | 3 | 1 | 3 | | | 1 | 1.4 |
| Ward 6..... | 3,578 | 2,951 | 533 | 82 | 11 | 1 | | | | | | | 1.2 |
| Ward 7..... | 4,060 | 3,581 | 410 | 54 | 4 | | | | | | 1 | | 1.1 |
| Ward 8..... | 3,819 | 3,366 | 414 | 36 | 3 | | | | | | | | 1.1 |
| Ward 9..... | 4,859 | 4,622 | 223 | 14 | | | | | | | | | 1.1 |
| Ward 10..... | 3,547 | 2,932 | 539 | 63 | 11 | 2 | | | | | | | 1.2 |
| Ward 11..... | 3,670 | 3,484 | 173 | 13 | | | | | | | | | 1.1 |
| Ward 12..... | 4,184 | 3,916 | 232 | 27 | 6 | 1 | 1 | | | 1 | | | 1.1 |
| Ward 13..... | 3,389 | 3,072 | 233 | 60 | 12 | 5 | 1 | | 1 | | | 4 | 1.2 |
| Ward 14..... | 3,753 | 2,941 | 678 | 105 | 20 | 8 | | 1 | | | | | 1.3 |
| Ward 15..... | 3,616 | 3,145 | 374 | 71 | 19 | 3 | 1 | 1 | | 1 | | 1 | 1.2 |
| Ward 16..... | 4,342 | 4,215 | 119 | 6 | 2 | | | | | | | | 1.0 |
| Ward 17..... | 3,819 | 3,456 | 325 | 30 | 6 | 1 | | | | 1 | | | 1.1 |
| Ward 18..... | 4,305 | 3,807 | 464 | 32 | | | 1 | | 1 | | | | 1.1 |
| Ward 19..... | 3,684 | 3,411 | 251 | 16 | 3 | 3 | | | | | | | 1.1 |
| Ward 20..... | 3,963 | 3,428 | 478 | 51 | 4 | 1 | | | | | | 1 | 1.2 |
| Ward 21..... | 3,772 | 3,183 | 525 | 43 | 14 | 3 | | 2 | | 2 | | | 1.2 |
| Ward 22..... | 3,634 | 3,138 | 452 | 36 | 6 | | 1 | | | | | 1 | 1.2 |
| Ward 23..... | 3,449 | 2,810 | 645 | 76 | 12 | 2 | 3 | | | 1 | | | 1.2 |
| Ward 24..... | 3,481 | 3,051 | 885 | 38 | 4 | 1 | 1 | | 1 | | | | 1.1 |
| Boston, Mass..... | 66,482 | 37,711 | 15,625 | 9,657 | 1,840 | 701 | 374 | 288 | 165 | 76 | 55 | 140 | 1.8 |
| Ward 1..... | 2,993 | 1,377 | 1,180 | 423 | 8 | 2 | 1 | 1 | 1 | | | | 1.7 |
| Ward 2..... | 2,201 | 793 | 792 | 554 | 49 | 6 | 6 | | 1 | | | | 2.0 |
| Ward 3..... | 1,712 | 720 | 602 | 356 | 24 | 6 | 2 | 2 | | | | | 1.8 |
| Ward 4..... | 1,831 | 1,024 | 600 | 188 | 11 | 2 | 2 | 2 | 1 | | | | 1.6 |
| Ward 5..... | 1,526 | 804 | 454 | 235 | 25 | 3 | 2 | 2 | | | | 1 | 1.7 |
| Ward 6..... | 1,773 | 577 | 256 | 311 | 228 | 139 | 80 | 63 | 38 | 29 | 16 | 36 | 3.3 |
| Ward 7..... | 1,421 | 842 | 214 | 162 | 110 | 39 | 21 | 18 | 11 | 2 | 2 | 10 | 2.0 |
| Ward 8..... | 1,839 | 725 | 261 | 309 | 255 | 133 | 50 | 40 | 29 | 15 | 11 | 11 | 2.8 |
| Ward 9..... | 2,063 | 978 | 369 | 327 | 211 | 76 | 48 | 21 | 15 | 5 | 6 | 7 | 2.3 |
| Ward 10..... | 2,315 | 1,412 | 294 | 253 | 216 | 53 | 21 | 16 | 18 | 5 | 6 | 21 | 2.0 |
| Ward 11..... | 2,883 | 2,368 | 188 | 135 | 83 | 38 | 19 | 7 | 16 | 7 | 1 | 21 | 1.5 |
| Ward 12..... | 2,331 | 1,645 | 300 | 239 | 74 | 22 | 14 | 10 | 7 | 2 | 7 | 11 | 1.7 |
| Ward 13..... | 2,341 | 817 | 702 | 690 | 85 | 25 | 15 | 3 | 1 | 2 | | 1 | 2.1 |
| Ward 14..... | 2,623 | 1,388 | 728 | 444 | 35 | 17 | 6 | 2 | 1 | | 2 | | 1.7 |
| Ward 15..... | 2,372 | 1,136 | 759 | 444 | 20 | 4 | 9 | | | | | | 1.7 |
| Ward 16..... | 2,522 | 1,256 | 674 | 533 | 39 | 8 | 6 | 1 | 1 | 1 | | 3 | 1.8 |
| Ward 17..... | 2,893 | 1,318 | 803 | 648 | 56 | 25 | 16 | 15 | 9 | 2 | | 1 | 1.9 |
| Ward 18..... | 2,388 | 978 | 655 | 545 | 113 | 39 | 15 | 17 | 9 | 4 | 3 | 10 | 2.1 |
| Ward 19..... | 2,768 | 1,019 | 723 | 900 | 71 | 28 | 28 | 2 | 1 | | | 1 | 2.1 |
| Ward 20..... | 5,035 | 3,326 | 1,232 | 449 | 18 | 6 | 4 | | | | | | 1.4 |
| Ward 21..... | 3,546 | 2,294 | 715 | 453 | 37 | 20 | 8 | 9 | 5 | | | 5 | 1.6 |
| Ward 22..... | 3,393 | 1,864 | 896 | 591 | 29 | 4 | 2 | 6 | 1 | | | | 1.7 |
| Ward 23..... | 3,825 | 2,901 | 733 | 175 | 13 | | 3 | | | | | | 1.3 |
| Ward 24..... | 4,689 | 3,638 | 863 | 175 | 8 | | | 1 | | 2 | | | 1.3 |
| Ward 25..... | 3,199 | 2,511 | 532 | 123 | 22 | 2 | 1 | | | | 1 | | 1.3 |
| Chicago, Ill..... | 193,895 | 104,232 | 51,501 | 20,286 | 9,443 | 3,836 | 2,391 | 922 | 515 | 241 | 179 | 349 | 1.9 |
| Ward 1..... | 1,316 | 921 | 163 | 88 | 45 | 30 | 16 | 18 | 15 | 3 | 4 | 13 | 1.9 |
| Ward 2..... | 2,931 | 1,846 | 489 | 241 | 154 | 68 | 32 | 33 | 17 | 12 | 8 | 31 | 2.0 |
| Ward 3..... | 3,983 | 2,439 | 844 | 345 | 177 | 71 | 46 | 17 | 14 | 2 | 6 | 27 | 1.9 |
| Ward 4..... | 4,330 | 2,659 | 850 | 437 | 174 | 78 | 42 | 22 | 18 | 8 | 5 | 37 | 1.9 |
| Ward 5..... | 4,402 | 1,578 | 1,366 | 732 | 406 | 188 | 95 | 21 | 9 | 3 | | 4 | 2.3 |
| Ward 6..... | 6,660 | 3,577 | 1,797 | 657 | 430 | 103 | 64 | 17 | 7 | 6 | 1 | 1 | 1.8 |
| Ward 7..... | 2,985 | 1,034 | 770 | 532 | 328 | 168 | 87 | 34 | 21 | 6 | 2 | 3 | 2.5 |
| Ward 8..... | 2,829 | 812 | 662 | 527 | 374 | 187 | 138 | 59 | 31 | 22 | 8 | 9 | 2.8 |
| Ward 9..... | 3,926 | 1,123 | 1,104 | 713 | 424 | 230 | 195 | 68 | 32 | 16 | 10 | 11 | 2.7 |
| Ward 10..... | 9,385 | 4,256 | 2,940 | 1,154 | 572 | 232 | 157 | 41 | 18 | 10 | 5 | | 2.0 |
| Ward 11..... | 4,275 | 2,179 | 1,160 | 597 | 179 | 79 | 47 | 12 | 6 | 2 | 3 | 11 | 1.9 |
| Ward 12..... | 9,958 | 5,171 | 3,264 | 1,071 | 263 | 111 | 50 | 13 | 6 | 2 | 3 | 4 | 1.7 |
| Ward 13..... | 6,495 | 3,473 | 2,205 | 540 | 144 | 69 | 50 | 4 | 3 | 1 | 3 | 3 | 1.7 |
| Ward 14..... | 7,293 | 2,721 | 2,336 | 1,148 | 650 | 229 | 146 | 45 | 11 | 4 | 2 | 1 | 2.2 |
| Ward 15..... | 9,451 | 4,697 | 3,125 | 945 | 422 | 126 | 84 | 28 | 14 | 6 | 1 | 3 | 1.8 |
| Ward 16..... | 4,285 | 1,055 | 1,054 | 693 | 510 | 372 | 278 | 119 | 100 | 40 | 41 | 23 | 3.1 |
| Ward 17..... | 1,871 | 709 | 520 | 273 | 159 | 71 | 68 | 32 | 18 | 10 | 6 | 5 | 2.4 |
| Ward 18..... | 2,095 | 1,216 | 419 | 236 | 126 | 56 | 26 | 8 | 5 | 1 | 1 | 1 | 1.8 |
| Ward 19..... | 4,312 | 1,547 | 1,324 | 741 | 347 | 167 | 101 | 45 | 10 | 9 | 9 | 12 | 2.3 |
| Ward 20..... | 3,190 | 1,271 | 1,027 | 520 | 231 | 84 | 41 | 9 | 4 | 1 | 1 | 1 | 2.1 |
| Ward 21..... | 3,813 | 1,582 | 1,172 | 664 | 223 | 105 | 47 | 9 | 4 | 1 | 1 | 5 | 2.1 |
| Ward 22..... | 3,462 | 1,394 | 1,023 | 555 | 269 | 102 | 64 | 22 | 7 | 4 | 8 | 9 | 2.2 |
| Ward 23..... | 2,707 | 781 | 779 | 519 | 271 | 139 | 76 | 60 | 36 | 18 | 7 | 21 | 2.7 |
| Ward 24..... | 3,069 | 1,829 | 516 | 358 | 178 | 73 | 37 | 14 | 15 | 11 | 12 | 26 | 2.0 |
| Ward 25..... | 7,508 | 4,291 | 2,000 | 880 | 190 | 71 | 49 | 12 | 5 | 1 | 2 | 7 | 1.7 |
| Ward 26..... | 9,675 | 5,864 | 2,693 | 687 | 326 | 76 | 23 | 4 | 1 | | | | 1.6 |
| Ward 27..... | 6,717 | 5,495 | 993 | 184 | 28 | 10 | 2 | | | | | | 1.2 |
| Ward 28..... | 4,889 | 3,344 | 1,343 | 149 | 40 | 10 | 2 | | | 1 | | | 1.4 |
| Ward 29..... | 4,756 | 2,492 | 1,440 | 475 | 270 | 56 | 15 | 5 | 2 | 1 | | | 1.7 |
| Ward 30..... | 13,681 | 7,550 | 4,337 | 1,032 | 532 | 114 | 43 | 15 | 4 | 3 | 1 | | 1.7 |

DWELLINGS AND FAMILIES.

TABLE 101.—NUMBER OF DWELLINGS HAVING SPECIFIED NUMBER OF FAMILIES, WITH AVERAGE NUMBER OF FAMILIES TO A DWELLING, FOR CITIES HAVING 50,000 INHABITANTS OR MORE, AND BY WARDS FOR CERTAIN CITIES: 1900—Continued.

| CITIES. | Total dwellings. | NUMBER OF DWELLINGS HAVING SPECIFIED NUMBER OF FAMILIES. | | | | | | | | | | | Average number of families to a dwelling. |
|---|------------------|--|---------------|---------------|---------------|--------------|--------------|--------------|--------------|--------------|--------------|-----------------------|---|
| | | 1 family. | 2 families. | 3 families. | 4 families. | 5 families. | 6 families. | 7 families. | 8 families. | 9 families. | 10 families. | 11 families and over. | |
| <i>Cities of 500,000 inhabitants or more—Continued.</i> | | | | | | | | | | | | | |
| <i>Chicago, Ill.—Continued.</i> | | | | | | | | | | | | | |
| Ward 31 | 9,030 | 6,641 | 1,884 | 348 | 96 | 33 | 11 | 7 | 4 | 2 | 4 | 4 | 1.4 |
| Ward 32 | 8,158 | 5,082 | 1,423 | 943 | 326 | 133 | 87 | 59 | 38 | 11 | 16 | 40 | 1.8 |
| Ward 33 | 6,223 | 3,852 | 1,513 | 454 | 244 | 80 | 47 | 22 | 6 | 3 | 3 | 2 | 1.6 |
| Ward 34 | 12,067 | 7,939 | 2,643 | 826 | 274 | 112 | 124 | 47 | 34 | 20 | 13 | 35 | 1.6 |
| Ward 35 | 2,163 | 1,812 | 313 | 22 | 11 | 3 | 1 | 1 | | | | | 1.2 |
| New York, N. Y. | 249,991 | 128,845 | 42,275 | 22,586 | 11,029 | 8,138 | 8,320 | 5,115 | 5,256 | 3,716 | 3,146 | 11,565 | 2.9 |
| Bronx borough. | 19,944 | 12,199 | 3,760 | 1,552 | 420 | 308 | 292 | 317 | 350 | 324 | 164 | 258 | 2.1 |
| Assembly district 34 (part of) | 3,211 | 1,441 | 494 | 213 | 106 | 74 | 89 | 141 | 175 | 205 | 120 | 153 | 3.7 |
| Assembly district 35 | 18,026 | 7,610 | 2,815 | 1,271 | 296 | 219 | 198 | 174 | 175 | 119 | 44 | 105 | 2.0 |
| Annexed district | 3,707 | 3,148 | 451 | 68 | 18 | 15 | 5 | 2 | | | | | 1.2 |
| Brooklyn borough. | 113,972 | 55,294 | 26,521 | 13,701 | 5,259 | 4,123 | 4,704 | 1,832 | 1,489 | 413 | 219 | 417 | 2.2 |
| Ward 1 | 1,939 | 1,955 | 189 | 172 | 72 | 46 | 23 | 21 | 14 | 10 | 7 | 30 | 2.0 |
| Ward 2 | 591 | 149 | 106 | 156 | 73 | 41 | 16 | 16 | 10 | 5 | 2 | 17 | 3.2 |
| Ward 3 | 1,915 | 969 | 421 | 315 | 80 | 43 | 32 | 18 | 19 | 9 | 5 | 4 | 2.1 |
| Ward 4 | 1,109 | 510 | 233 | 182 | 80 | 34 | 20 | 14 | 14 | 11 | 3 | 8 | 2.3 |
| Ward 5 | 1,419 | 343 | 336 | 388 | 161 | 82 | 38 | 25 | 18 | 10 | 8 | 10 | 2.9 |
| Ward 6 | 3,213 | 1,161 | 574 | 642 | 341 | 141 | 125 | 96 | 70 | 23 | 12 | 28 | 2.8 |
| Ward 7 | 4,637 | 2,752 | 911 | 497 | 176 | 108 | 60 | 56 | 46 | 8 | 10 | 13 | 1.9 |
| Ward 8 | 5,315 | 1,921 | 2,050 | 691 | 225 | 146 | 155 | 64 | 35 | 8 | 6 | 14 | 2.2 |
| Ward 9 | 4,250 | 2,251 | 712 | 605 | 251 | 89 | 124 | 97 | 91 | 16 | 6 | 8 | 2.2 |
| Ward 10 | 3,335 | 1,121 | 850 | 637 | 234 | 115 | 116 | 88 | 88 | 11 | 8 | 17 | 2.7 |
| Ward 11 | 2,338 | 1,087 | 551 | 415 | 118 | 52 | 51 | 28 | 20 | 6 | 4 | 11 | 2.2 |
| Ward 12 | 2,490 | 928 | 529 | 472 | 181 | 114 | 100 | 78 | 54 | 16 | 9 | 9 | 2.7 |
| Ward 13 | 2,386 | 956 | 689 | 503 | 99 | 44 | 21 | 26 | 28 | 9 | 1 | 10 | 2.2 |
| Ward 14 | 1,938 | 446 | 443 | 360 | 199 | 161 | 129 | 77 | 80 | 23 | 7 | 28 | 3.4 |
| Ward 15 | 2,638 | 841 | 774 | 433 | 165 | 147 | 151 | 58 | 44 | 18 | 12 | 10 | 2.7 |
| Ward 16 | 2,939 | 509 | 465 | 438 | 308 | 333 | 309 | 131 | 161 | 67 | 50 | 98 | 4.3 |
| Ward 17 | 4,230 | 1,048 | 1,045 | 926 | 315 | 314 | 335 | 105 | 67 | 11 | 10 | 4 | 3.0 |
| Ward 18 | 1,624 | 454 | 362 | 161 | 136 | 159 | 223 | 62 | 43 | 13 | 4 | 2 | 3.3 |
| Ward 19 | 3,477 | 1,518 | 786 | 500 | 149 | 170 | 187 | 54 | 63 | 16 | 15 | 14 | 2.5 |
| Ward 20 | 3,123 | 1,957 | 586 | 358 | 106 | 47 | 20 | 13 | 26 | 8 | 1 | 6 | 1.7 |
| Ward 21 | 5,299 | 2,147 | 1,266 | 598 | 285 | 313 | 350 | 162 | 133 | 29 | 8 | 8 | 2.6 |
| Ward 22 | 7,136 | 3,712 | 1,579 | 961 | 313 | 127 | 138 | 129 | 102 | 13 | 6 | 6 | 2.1 |
| Ward 23 | 8,348 | 5,962 | 1,217 | 546 | 223 | 108 | 105 | 80 | 69 | 11 | 4 | 23 | 1.6 |
| Ward 24 | 3,790 | 2,287 | 1,048 | 238 | 87 | 51 | 36 | 23 | 8 | 8 | 1 | 3 | 1.7 |
| Ward 25 | 5,667 | 2,888 | 1,542 | 617 | 143 | 162 | 179 | 73 | 50 | 4 | 1 | 3 | 2.0 |
| Ward 26 | 7,950 | 4,462 | 2,491 | 142 | 193 | 132 | 134 | 30 | 22 | 17 | 9 | 18 | 1.7 |
| Ward 27 | 2,816 | 647 | 560 | 319 | 206 | 337 | 532 | 33 | 49 | 20 | 6 | 7 | 3.6 |
| Ward 28 | 6,375 | 1,386 | 2,472 | 811 | 275 | 478 | 830 | 68 | 33 | 10 | 4 | 8 | 2.9 |
| Ward 29 | 3,759 | 2,835 | 766 | 110 | 26 | 7 | 9 | 3 | 1 | 2 | | | 1.3 |
| Ward 30 | 4,007 | 3,322 | 555 | 80 | 27 | 16 | 5 | 2 | | | | | 1.2 |
| Ward 31 | 2,362 | 2,057 | 233 | 50 | 11 | 6 | 1 | 2 | 1 | 1 | | | 1.2 |
| Ward 32 | 1,522 | 1,313 | 180 | 28 | 1 | | | | | | | | 1.2 |
| Manhattan borough. | 80,603 | 32,311 | 6,997 | 6,232 | 4,913 | 3,498 | 3,191 | 2,936 | 3,405 | 2,971 | 2,763 | 10,886 | 4.9 |
| Assembly district 1 | 1,419 | 559 | 208 | 153 | 122 | 69 | 69 | 38 | 33 | 31 | 31 | 106 | 3.8 |
| Assembly district 2 | 1,896 | 715 | 173 | 134 | 120 | 85 | 84 | 78 | 66 | 57 | 46 | 338 | 5.6 |
| Assembly district 3 | 2,297 | 579 | 444 | 367 | 238 | 142 | 103 | 64 | 50 | 29 | 37 | 244 | 4.5 |
| Assembly district 4 | 1,653 | 247 | 132 | 137 | 133 | 87 | 62 | 49 | 46 | 36 | 40 | 569 | 8.6 |
| Assembly district 5 | 2,643 | 1,391 | 359 | 295 | 150 | 108 | 48 | 38 | 41 | 36 | 24 | 133 | 3.0 |
| Assembly district 6 | 1,742 | 531 | 154 | 127 | 78 | 85 | 68 | 58 | 75 | 59 | 47 | 460 | 7.1 |
| Assembly district 7 | 2,144 | 639 | 334 | 349 | 231 | 110 | 70 | 56 | 61 | 55 | 43 | 196 | 4.1 |
| Assembly district 8 | 1,447 | 227 | 101 | 85 | 71 | 59 | 48 | 59 | 63 | 47 | 44 | 638 | 9.8 |
| Assembly district 9 | 2,433 | 949 | 289 | 323 | 210 | 119 | 108 | 72 | 68 | 52 | 41 | 202 | 3.9 |
| Assembly district 10 | 1,673 | 151 | 105 | 140 | 144 | 112 | 101 | 100 | 94 | 80 | 68 | 578 | 8.8 |
| Assembly district 11 | 1,852 | 464 | 231 | 234 | 180 | 106 | 118 | 90 | 53 | 55 | 55 | 261 | 5.2 |
| Assembly district 12 | 1,513 | 177 | 135 | 150 | 124 | 73 | 71 | 56 | 84 | 42 | 46 | 555 | 9.1 |
| Assembly district 13 | 1,517 | 311 | 133 | 173 | 151 | 103 | 113 | 84 | 89 | 52 | 55 | 242 | 5.7 |
| Assembly district 14 | 1,704 | 266 | 94 | 129 | 134 | 139 | 120 | 127 | 140 | 98 | 71 | 336 | 7.3 |
| Assembly district 15 | 1,431 | 346 | 129 | 150 | 104 | 53 | 69 | 63 | 81 | 66 | 53 | 317 | 6.4 |
| Assembly district 16 | 1,757 | 168 | 131 | 238 | 183 | 82 | 89 | 86 | 94 | 54 | 60 | 522 | 3.3 |
| Assembly district 17 | 1,475 | 400 | 93 | 97 | 110 | 87 | 86 | 74 | 92 | 72 | 67 | 297 | 6.1 |
| Assembly district 18 | 1,339 | 513 | 174 | 153 | 165 | 129 | 112 | 109 | 81 | 76 | 71 | 256 | 5.4 |
| Assembly district 19 | 4,064 | 2,683 | 167 | 84 | 101 | 94 | 85 | 87 | 118 | 140 | 109 | 406 | 3.6 |
| Assembly district 20 | 2,059 | 610 | 211 | 251 | 182 | 161 | 128 | 99 | 81 | 62 | 71 | 203 | 4.6 |
| Assembly district 21 | 4,450 | 2,206 | 140 | 100 | 111 | 149 | 188 | 190 | 255 | 310 | 288 | 513 | 4.7 |
| Assembly district 22 | 2,233 | 691 | 246 | 294 | 199 | 122 | 99 | 69 | 72 | 77 | 70 | 294 | 4.8 |
| Assembly district 23 | 4,973 | 2,905 | 417 | 188 | 153 | 149 | 155 | 164 | 196 | 188 | 152 | 306 | 3.3 |
| Assembly district 24 | 2,185 | 792 | 200 | 219 | 207 | 132 | 99 | 80 | 80 | 72 | 52 | 252 | 4.5 |
| Assembly district 25 | 3,434 | 2,270 | 391 | 267 | 142 | 79 | 77 | 29 | 32 | 29 | 21 | 97 | 2.3 |
| Assembly district 26 | 1,759 | 563 | 98 | 86 | 89 | 59 | 75 | 94 | 129 | 75 | 86 | 405 | 6.7 |
| Assembly district 27 | 3,511 | 2,662 | 238 | 193 | 101 | 65 | 44 | 34 | 29 | 13 | 17 | 60 | 1.8 |
| Assembly district 28 | 1,753 | 417 | 141 | 120 | 106 | 95 | 87 | 135 | 169 | 121 | 128 | 234 | 5.9 |
| Assembly district 29 | 4,357 | 3,234 | 244 | 162 | 132 | 117 | 76 | 43 | 64 | 77 | 67 | 141 | 2.3 |
| Assembly district 30 | 1,833 | 339 | 100 | 120 | 100 | 57 | 92 | 112 | 192 | 184 | 210 | 377 | 7.0 |
| Assembly district 31 | 4,566 | 2,555 | 204 | 129 | 173 | 156 | 158 | 172 | 249 | 250 | 240 | 280 | 3.8 |
| Assembly district 32 | 2,314 | 494 | 119 | 76 | 87 | 102 | 118 | 179 | 235 | 196 | 199 | 509 | 7.2 |
| Assembly district 33 | 2,472 | 821 | 280 | 241 | 220 | 124 | 118 | 82 | 106 | 82 | 93 | 305 | 4.8 |
| Assembly district 34 (part of) | 2,150 | 936 | 242 | 208 | 162 | 84 | 53 | 65 | 75 | 80 | 61 | 184 | 3.9 |

STATISTICS OF POPULATION.

TABLE 101.—NUMBER OF DWELLINGS HAVING SPECIFIED NUMBER OF FAMILIES, WITH AVERAGE NUMBER OF FAMILIES TO A DWELLING, FOR CITIES HAVING 50,000 INHABITANTS OR MORE, AND BY WARDS FOR CERTAIN CITIES: 1900—Continued.

| CITIES. | Total dwellings. | NUMBER OF DWELLINGS HAVING SPECIFIED NUMBER OF FAMILIES. | | | | | | | | | | | Average number of families to a dwelling. |
|---|------------------|--|-------------|-------------|-------------|-------------|-------------|-------------|-------------|-------------|--------------|-----------------------|---|
| | | 1 family. | 2 families. | 3 families. | 4 families. | 5 families. | 6 families. | 7 families. | 8 families. | 9 families. | 10 families. | 11 families and over. | |
| <i>Cities of 500,000 inhabitants or more—Continued.</i> | | | | | | | | | | | | | |
| New York, N. Y.—Continued. | | | | | | | | | | | | | |
| Queens borough | 24,221 | 19,140 | 3,570 | 807 | 351 | 186 | 119 | 25 | 12 | 8 | | 3 | 1.3 |
| Ward 1 | 6,206 | 3,959 | 1,389 | 417 | 179 | 126 | 97 | 19 | 12 | 5 | | 3 | 1.6 |
| Ward 2 | 6,702 | 5,424 | 980 | 198 | 104 | 29 | 13 | 3 | | 1 | | | 1.3 |
| Ward 3 | 4,556 | 3,931 | 483 | 87 | 38 | 12 | 2 | 3 | | | | | 1.2 |
| Ward 4 | 5,545 | 4,743 | 670 | 86 | 23 | 15 | 6 | | | 2 | | | 1.2 |
| Ward 5 | 1,212 | 1,083 | 98 | 19 | 7 | 4 | | | | | | | 1.1 |
| Richmond borough | 11,251 | 9,401 | 1,427 | 294 | 86 | 23 | 14 | 5 | | | | 1 | 1.2 |
| Ward 1 | 3,258 | 2,545 | 540 | 117 | 33 | 12 | 8 | 2 | | | | 1 | 1.3 |
| Ward 2 | 2,098 | 1,570 | 376 | 100 | 36 | 9 | 5 | 2 | | | | | 1.4 |
| Ward 3 | 2,501 | 2,162 | 286 | 43 | 9 | | 1 | | | | | | 1.2 |
| Ward 4 | 1,706 | 1,499 | 174 | 22 | 8 | 2 | | 1 | | | | | 1.2 |
| Ward 5 | 1,688 | 1,625 | 51 | 12 | | | | | | | | | 1.0 |
| Philadelphia, Pa | 241,589 | 224,806 | 12,724 | 2,431 | 834 | 408 | 164 | 97 | 66 | 25 | 15 | 24 | 1.1 |
| Ward 1 | 7,416 | 6,962 | 389 | 58 | 6 | 1 | | | | | | | 1.1 |
| Ward 2 | 5,111 | 3,867 | 815 | 240 | 114 | 47 | 13 | 6 | 3 | | 1 | 3 | 1.4 |
| Ward 3 | 3,252 | 2,314 | 517 | 222 | 98 | 53 | 22 | 10 | 8 | 5 | 1 | 2 | 1.5 |
| Ward 4 | 2,981 | 2,150 | 462 | 194 | 88 | 36 | 22 | 16 | 7 | 2 | 1 | 3 | 1.5 |
| Ward 5 | 2,079 | 1,433 | 294 | 154 | 81 | 51 | 22 | 19 | 14 | 6 | 2 | 3 | 1.7 |
| Ward 6 | 1,059 | 856 | 108 | 39 | 23 | 24 | 8 | | | 1 | | | 1.4 |
| Ward 7 | 4,776 | 4,160 | 416 | 103 | 41 | 22 | 11 | 8 | 7 | | 1 | 6 | 1.2 |
| Ward 8 | 2,599 | 2,412 | 125 | 32 | 10 | 10 | 4 | 3 | 1 | 1 | | 1 | 1.1 |
| Ward 9 | 1,091 | 1,012 | 62 | 12 | 5 | | | | | | | | 1.1 |
| Ward 10 | 3,048 | 2,756 | 194 | 49 | 27 | 10 | 4 | 1 | 4 | 1 | | 2 | 1.2 |
| Ward 11 | 1,843 | 1,519 | 181 | 82 | 33 | 16 | 6 | 3 | 3 | | | | 1.3 |
| Ward 12 | 2,213 | 1,866 | 185 | 86 | 34 | 19 | 7 | 6 | 3 | 6 | | 1 | 1.3 |
| Ward 13 | 2,907 | 2,407 | 281 | 87 | 64 | 30 | 22 | 11 | 4 | | 1 | | 1.3 |
| Ward 14 | 3,444 | 2,969 | 308 | 95 | 31 | 18 | 8 | 8 | 5 | | 2 | | 1.2 |
| Ward 15 | 8,735 | 7,969 | 624 | 104 | 21 | 11 | 4 | 2 | | | | | 1.1 |
| Ward 16 | 3,047 | 2,811 | 180 | 37 | 10 | 5 | 2 | | 1 | | | 1 | 1.1 |
| Ward 17 | 3,367 | 3,009 | 280 | 56 | 17 | 3 | 1 | | | | 1 | | 1.1 |
| Ward 18 | 5,977 | 5,792 | 156 | 23 | 4 | 2 | | | | | | | 1.0 |
| Ward 19 | 10,699 | 9,945 | 647 | 80 | 16 | 9 | 1 | | 1 | | | | 1.1 |
| Ward 20 | 8,060 | 7,158 | 751 | 117 | 22 | 7 | 3 | | 1 | | 1 | | 1.1 |
| Ward 21 | 6,083 | 5,737 | 322 | 22 | 2 | | | | 1 | | | | 1.1 |
| Ward 22 | 12,401 | 12,089 | 276 | 27 | 5 | 2 | | 1 | 1 | | | | 1.0 |
| Ward 23 | 5,490 | 5,279 | 195 | 13 | 2 | 1 | | | | | | | 1.0 |
| Ward 24 | 10,111 | 9,583 | 454 | 60 | 8 | 2 | 2 | 1 | | | | 1 | 1.1 |
| Ward 25 | 10,012 | 9,616 | 359 | 31 | 5 | | | | | | | 1 | 1.0 |
| Ward 26 | 9,114 | 8,713 | 349 | 43 | 7 | 2 | | | | | | | 1.1 |
| Ward 27 | 5,119 | 4,899 | 183 | 28 | 6 | 1 | | | | | 2 | | 1.1 |
| Ward 28 | 9,968 | 9,711 | 232 | 17 | 1 | | | | | | 1 | | 1.0 |
| Ward 29 | 11,287 | 10,524 | 656 | 81 | 15 | 6 | 2 | 1 | 2 | | | | 1.1 |
| Ward 30 | 5,604 | 5,074 | 434 | 68 | 21 | 6 | | | 1 | | | | 1.1 |
| Ward 31 | 6,680 | 6,418 | 237 | 24 | | 1 | | | | | | | 1.0 |
| Ward 32 | 3,188 | 7,943 | 215 | 19 | 5 | 1 | | | | | | | 1.0 |
| Ward 33 | 13,482 | 13,042 | 405 | 32 | 2 | 1 | | | | | | | 1.0 |
| Ward 34 | 8,743 | 8,472 | 256 | 11 | 3 | | | | | | | 1 | 1.0 |
| Ward 35 | 1,633 | 1,588 | 41 | 3 | 1 | | | | | | | | 1.0 |
| Ward 36 | 9,082 | 8,753 | 310 | 16 | 1 | 1 | | 1 | | | | | 1.0 |
| Ward 37 | 4,615 | 4,412 | 176 | 23 | 2 | 2 | | | | | | | 1.1 |
| Ward 38 | 6,519 | 6,249 | 253 | 17 | | | | | | | | | 1.0 |
| Ward 39 | 8,104 | 7,879 | 207 | 17 | | 1 | | | | | | | 1.0 |
| Ward 40 | 3,718 | 3,545 | 160 | 9 | 3 | 1 | | | | | | | 1.1 |
| Ward 41 | 1,942 | 1,913 | 29 | | | | | | | | | | 1.0 |
| St. Louis, Mo | 82,260 | 51,193 | 24,903 | 3,818 | 1,453 | 469 | 208 | 107 | 51 | 25 | 13 | 20 | 1.5 |
| Ward 1 | 4,262 | 3,356 | 833 | 54 | 15 | 4 | | | 2 | | | | 1.2 |
| Ward 2 | 2,856 | 1,354 | 1,273 | 156 | 49 | 18 | 3 | 1 | | | | | 1.6 |
| Ward 3 | 2,407 | 923 | 871 | 344 | 129 | 73 | 33 | 17 | 6 | 6 | 2 | 3 | 2.1 |
| Ward 4 | 1,495 | 963 | 291 | 131 | 51 | 26 | 12 | 6 | 7 | 1 | 2 | 5 | 1.7 |
| Ward 5 | 1,529 | 908 | 362 | 113 | 49 | 40 | 19 | 19 | 4 | 7 | 3 | 5 | 1.8 |
| Ward 6 | 2,341 | 1,102 | 857 | 221 | 94 | 39 | 12 | 7 | 4 | 1 | 2 | 2 | 1.8 |
| Ward 7 | 2,641 | 912 | 1,166 | 233 | 188 | 45 | 28 | 11 | 5 | 1 | 1 | 1 | 2.0 |
| Ward 8 | 2,390 | 827 | 1,039 | 232 | 162 | 39 | 22 | 13 | 6 | | | | 2.0 |
| Ward 9 | 2,804 | 1,266 | 1,292 | 164 | 57 | 17 | 4 | 3 | 1 | | | | 1.7 |
| Ward 10 | 3,726 | 2,282 | 1,276 | 114 | 36 | 8 | 4 | 2 | 2 | 1 | 1 | | 1.5 |
| Ward 11 | 4,046 | 3,520 | 461 | 48 | 16 | 1 | | | | | | | 1.2 |
| Ward 12 | 3,428 | 1,795 | 1,389 | 160 | 67 | 11 | 3 | 2 | 1 | | | | 1.6 |
| Ward 13 | 2,852 | 1,619 | 1,107 | 76 | 30 | 9 | 6 | 1 | 3 | | | 1 | 1.5 |
| Ward 14 | 2,061 | 1,141 | 712 | 140 | 41 | 10 | 8 | 3 | 4 | 2 | | | 1.6 |
| Ward 15 | 2,170 | 982 | 732 | 247 | 122 | 46 | 20 | 9 | 4 | 5 | 1 | 2 | 1.9 |
| Ward 16 | 2,650 | 1,049 | 1,193 | 298 | 80 | 19 | 8 | 3 | | | | | 1.3 |
| Ward 17 | 2,535 | 1,146 | 1,233 | 127 | 27 | 2 | | | | | | | 1.6 |
| Ward 18 | 2,443 | 826 | 1,391 | 187 | 29 | 6 | 4 | | | | | | 1.3 |
| Ward 19 | 3,108 | 1,921 | 1,076 | 91 | 19 | 1 | | | | | | | 1.4 |
| Ward 20 | 2,774 | 1,643 | 967 | 119 | 29 | 8 | 3 | 4 | 1 | | | | 1.5 |
| Ward 21 | 2,852 | 2,094 | 671 | 56 | 18 | 10 | 3 | | | | | | 1.3 |
| Ward 22 | 2,307 | 1,598 | 509 | 122 | 48 | 16 | 8 | 4 | | 1 | 1 | | 1.5 |
| Ward 23 | 2,620 | 1,563 | 906 | 100 | 40 | 6 | 3 | | 1 | | | | 1.5 |
| Ward 24 | 4,323 | 3,715 | 556 | 35 | 12 | 5 | | | | | | | 1.2 |

DWELLINGS AND FAMILIES.

TABLE 101.—NUMBER OF DWELLINGS HAVING SPECIFIED NUMBER OF FAMILIES, WITH AVERAGE NUMBER OF FAMILIES TO A DWELLING, FOR CITIES HAVING 50,000 INHABITANTS OR MORE, AND BY WARDS FOR CERTAIN CITIES: 1900—Continued.

| CITIES. | Total dwellings. | NUMBER OF DWELLINGS HAVING SPECIFIED NUMBER OF FAMILIES. | | | | | | | | | | | Average number of families to a dwelling. |
|--|------------------|--|-------------|-------------|-------------|-------------|-------------|-------------|-------------|-------------|--------------|-----------------------|---|
| | | 1 family. | 2 families. | 3 families. | 4 families. | 5 families. | 6 families. | 7 families. | 8 families. | 9 families. | 10 families. | 11 families and over. | |
| <i>Cities of 500,000 inhabitants or more—Continued.</i> | | | | | | | | | | | | | |
| <i>St. Louis, Mo.—Continued.</i> | | | | | | | | | | | | | |
| Ward 25 | 3,350 | 2,703 | 585 | 47 | 6 | 6 | 3 | | | | | | 1.2 |
| Ward 26 | 4,104 | 3,143 | 880 | 56 | 21 | 3 | | 1 | | | | | 1.3 |
| Ward 27 | 3,628 | 2,954 | 641 | 19 | 11 | | 2 | 1 | | | | | 1.2 |
| Ward 28 | 4,558 | 3,888 | 684 | 28 | 7 | 1 | | | | | | | 1.2 |
| <i>Cities having between 50,000 and 500,000 inhabitants.</i> | | | | | | | | | | | | | |
| Albany, N. Y. | 13,567 | 7,242 | 4,949 | 1,135 | 173 | 44 | 15 | 3 | 2 | 1 | 1 | 2 | 1.6 |
| Allegheny, Pa. | 20,321 | 15,287 | 4,180 | 653 | 126 | 49 | 12 | 2 | 6 | 2 | | 4 | 1.3 |
| Atlanta, Ga. | 16,555 | 13,594 | 2,370 | 376 | 121 | 38 | 18 | 18 | 9 | 4 | 7 | 6 | 1.2 |
| Bridgeport, Conn. | 11,329 | 8,004 | 2,727 | 422 | 115 | 23 | 24 | 5 | 7 | 1 | 1 | | 1.4 |
| Buffalo, N. Y. | 49,914 | 34,609 | 10,716 | 2,647 | 1,164 | 434 | 171 | 72 | 27 | 13 | 17 | 44 | 1.5 |
| Cambridge, Mass. | 13,414 | 9,574 | 2,633 | 803 | 154 | 98 | 81 | 30 | 28 | 5 | 3 | 5 | 1.4 |
| Camden, N. J. | 16,856 | 16,383 | 427 | 38 | 4 | 3 | | | 1 | | | | 1.0 |
| Charleston, S. C. | 8,679 | 5,925 | 1,613 | 594 | 265 | 115 | 68 | 39 | 23 | 8 | 13 | 16 | 1.6 |
| Cincinnati, Ohio | 40,634 | 24,475 | 8,543 | 3,375 | 1,755 | 1,183 | 617 | 286 | 141 | 92 | 54 | 108 | 1.8 |
| Cleveland, Ohio | 63,205 | 50,354 | 10,224 | 1,612 | 564 | 168 | 82 | 46 | 43 | 27 | 14 | 71 | 1.3 |
| Columbus, Ohio | 24,219 | 22,098 | 1,641 | 245 | 97 | 40 | 32 | 17 | 16 | 8 | 6 | 19 | 1.1 |
| Dayton, Ohio | 17,987 | 16,715 | 1,070 | 130 | 45 | 13 | 7 | 1 | | | 2 | 4 | 1.1 |
| Denver, Colo. | 27,100 | 24,911 | 1,564 | 313 | 137 | 60 | 44 | 21 | 10 | 2 | 10 | 28 | 1.1 |
| Des Moines, Iowa | 12,708 | 11,645 | 896 | 99 | 36 | 11 | 8 | 3 | 1 | 3 | 3 | 3 | 1.1 |
| Detroit, Mich. | 52,046 | 45,328 | 5,522 | 892 | 208 | 48 | 21 | 8 | 9 | 3 | | 7 | 1.2 |
| Duluth, Minn. | 8,179 | 6,937 | 981 | 170 | 45 | 18 | 10 | 6 | 4 | 2 | | 6 | 1.2 |
| Elizabeth, N. J. | 7,785 | 5,511 | 1,798 | 327 | 92 | 28 | 22 | 1 | 3 | 3 | | | 1.4 |
| Erie, Pa. | 9,822 | 8,463 | 1,231 | 105 | 20 | 3 | | | | | | | 1.2 |
| Evansville, Ind. | 11,534 | 10,381 | 547 | 62 | 26 | 6 | 5 | 5 | | 1 | | 1 | 1.1 |
| Fall River, Mass. | 9,509 | 3,498 | 3,045 | 1,561 | 828 | 255 | 213 | 50 | 29 | 12 | 8 | 10 | 2.2 |
| Grand Rapids, Mich. | 18,049 | 16,028 | 1,737 | 202 | 51 | 14 | 6 | 7 | | | 2 | 2 | 1.1 |
| Harrisburg, Pa. | 10,849 | 10,585 | 221 | 31 | 8 | 2 | 1 | | | | | 1 | 1.0 |
| Hartford, Conn. | 9,699 | 5,516 | 2,560 | 1,039 | 253 | 115 | 105 | 33 | 16 | 18 | 7 | 36 | 1.3 |
| Hoboken, N. J. | 4,188 | 1,634 | 641 | 532 | 297 | 197 | 202 | 183 | 202 | 103 | 103 | 44 | 3.2 |
| Indianapolis, Ind. | 36,160 | 33,954 | 1,716 | 264 | 98 | 34 | 21 | 14 | 19 | 8 | 8 | 24 | 1.1 |
| Jersey City, N. J. | 23,627 | 14,223 | 4,781 | 1,971 | 907 | 562 | 516 | 244 | 238 | 76 | 46 | 63 | 1.9 |
| Kansas City, Kans. | 10,454 | 9,454 | 798 | 131 | 38 | 20 | 6 | 1 | 3 | | | 3 | 1.1 |
| Kansas City, Mo. | 28,027 | 22,802 | 3,558 | 975 | 397 | 184 | 64 | 29 | 25 | 14 | 10 | 19 | 1.3 |
| Lawrence, Mass. | 8,113 | 4,853 | 2,342 | 631 | 169 | 53 | 45 | 11 | 9 | | 1 | 1 | 1.6 |
| Los Angeles, Cal. | 22,531 | 21,046 | 1,090 | 163 | 37 | 49 | 25 | 23 | 12 | 4 | 6 | 26 | 1.1 |
| Louisville, Ky. | 34,655 | 28,194 | 4,544 | 1,078 | 443 | 171 | 81 | 51 | 34 | 16 | 12 | 31 | 1.3 |
| Lowell, Mass. | 13,671 | 10,343 | 2,357 | 485 | 213 | 83 | 33 | 36 | 34 | 10 | 6 | 21 | 1.4 |
| Lynn, Mass. | 11,072 | 7,317 | 3,127 | 504 | 83 | 19 | 17 | 3 | 2 | | | | 1.4 |
| Manchester, N. H. | 7,412 | 4,867 | 1,729 | 512 | 149 | 48 | 44 | 17 | 11 | 6 | 7 | 22 | 1.6 |
| Memphis, Tenn. | 17,443 | 15,133 | 1,551 | 384 | 158 | 74 | 47 | 23 | 19 | 18 | 4 | 32 | 1.2 |
| Milwaukee, Wis. | 45,809 | 34,608 | 9,396 | 1,337 | 312 | 70 | 42 | 15 | 5 | 8 | 1 | 15 | 1.3 |
| Minneapolis, Minn. | 31,836 | 23,823 | 6,593 | 934 | 245 | 74 | 61 | 36 | 20 | 13 | 12 | 25 | 1.3 |
| Nashville, Tenn. | 15,239 | 13,284 | 1,375 | 297 | 145 | 57 | 33 | 23 | 9 | 5 | 2 | 9 | 1.2 |
| Newark, N. J. | 30,397 | 16,517 | 8,028 | 3,379 | 823 | 490 | 394 | 112 | 66 | 23 | 18 | 47 | 1.8 |
| New Bedford, Mass. | 8,744 | 5,062 | 2,643 | 783 | 149 | 49 | 44 | 7 | 2 | 1 | 2 | 2 | 1.6 |
| New Haven, Conn. | 15,240 | 9,356 | 4,558 | 790 | 246 | 135 | 92 | 26 | 19 | 4 | | 14 | 1.6 |
| New Orleans, La. | 52,988 | 47,686 | 3,585 | 953 | 366 | 164 | 103 | 44 | 38 | 14 | 9 | 26 | 1.2 |
| Oakland, Cal. | 13,974 | 13,134 | 664 | 90 | 37 | 13 | 7 | 8 | 2 | 2 | 2 | 10 | 1.1 |
| Omaha, Neb. | 18,027 | 16,221 | 1,372 | 267 | 80 | 40 | 11 | 14 | 7 | 5 | 5 | 10 | 1.1 |
| Pateron, N. J. | 13,591 | 6,359 | 5,459 | 1,274 | 289 | 115 | 59 | 16 | 12 | 5 | | 3 | 1.7 |
| Peoria, Ill. | 10,893 | 10,075 | 678 | 91 | 22 | 14 | 5 | 3 | 1 | 1 | | 3 | 1.1 |
| Pittsburg, Pa. | 51,024 | 41,149 | 7,879 | 1,415 | 348 | 122 | 59 | 25 | 9 | 7 | 1 | 10 | 1.3 |
| Portland, Me. | 8,245 | 5,705 | 2,150 | 246 | 88 | 28 | 17 | 5 | 1 | 2 | 3 | | 1.4 |
| Portland, Oreg. | 14,625 | 13,772 | 530 | 129 | 60 | 33 | 23 | 19 | 12 | 13 | 4 | 30 | 1.1 |
| Providence, R. I. | 25,204 | 14,512 | 8,622 | 1,313 | 502 | 127 | 85 | 21 | 11 | 2 | 2 | 7 | 1.6 |
| Reading, Pa. | 16,185 | 15,483 | 630 | 54 | 8 | 1 | 5 | 3 | | 1 | | | 1.1 |
| Richmond, Va. | 14,201 | 11,341 | 2,333 | 368 | 108 | 26 | 14 | 8 | | 1 | 1 | 1 | 1.3 |
| Rochester, N. Y. | 29,531 | 26,174 | 2,679 | 358 | 175 | 57 | 29 | 20 | 6 | 13 | 4 | 16 | 1.2 |
| St. Joseph, Mo. | 15,449 | 14,210 | 993 | 156 | 49 | 19 | 9 | 4 | 3 | 2 | 1 | 3 | 1.1 |
| St. Paul, Minn. | 24,631 | 20,479 | 3,406 | 452 | 147 | 56 | 39 | 30 | 14 | 12 | 8 | 38 | 1.3 |
| Salt Lake City, Utah | 10,233 | 9,193 | 837 | 109 | 34 | 23 | 10 | 8 | 3 | 4 | 2 | 10 | 1.2 |
| San Antonio, Tex. | 10,415 | 9,687 | 605 | 82 | 31 | 7 | | 1 | 1 | 1 | | | 1.1 |
| San Francisco, Cal. | 53,323 | 42,255 | 7,750 | 2,020 | 630 | 236 | 150 | 63 | 44 | 33 | 36 | 101 | 1.3 |
| Savannah, Ga. | 10,209 | 8,025 | 1,652 | 349 | 108 | 43 | 19 | 5 | 5 | 2 | 1 | 1 | 1.3 |
| Scranton, Pa. | 17,433 | 14,949 | 2,007 | 319 | 112 | 33 | 4 | 3 | 3 | 1 | 1 | 1 | 1.2 |
| Seattle, Wash. | 11,852 | 10,455 | 1,053 | 176 | 70 | 28 | 20 | 5 | 8 | 10 | 6 | 21 | 1.2 |
| Somerville, Mass. | 10,762 | 7,779 | 2,586 | 310 | 44 | 18 | 19 | 2 | 1 | 1 | | 2 | 1.3 |
| Springfield, Mass. | 10,165 | 7,128 | 2,583 | 249 | 119 | 42 | 21 | 9 | 7 | 2 | 2 | 3 | 1.4 |
| Syracuse, N. Y. | 19,081 | 14,250 | 4,167 | 430 | 115 | 48 | 22 | 13 | 11 | 3 | 2 | 20 | 1.3 |
| Toledo, Ohio | 26,632 | 24,379 | 1,475 | 198 | 39 | 11 | 15 | 2 | 3 | 1 | | 9 | 1.1 |
| Trenton, N. J. | 14,441 | 13,388 | 499 | 42 | 4 | 3 | 1 | 1 | 1 | | | 2 | 1.0 |
| Troy, N. Y. | 7,752 | 3,544 | 3,146 | 863 | 130 | 43 | 13 | 10 | 2 | 1 | | | 1.7 |
| Utica, N. Y. | 9,118 | 6,416 | 2,418 | 194 | 58 | 20 | 2 | 8 | | | 1 | 1 | 1.3 |
| Washington, D. C. | 49,385 | 44,035 | 4,300 | 719 | 185 | 55 | 26 | 14 | 13 | 9 | 7 | 22 | 1.1 |
| Wilkesbarre, Pa. | 9,708 | 9,165 | 489 | 44 | 8 | 2 | | | | | | | 1.1 |
| Wilmington, Del. | 14,737 | 13,983 | 637 | 77 | 21 | 7 | 2 | 1 | 1 | 2 | | | 1.1 |
| Worcester, Mass. | 13,130 | 6,288 | 3,545 | 2,511 | 435 | 141 | 103 | 50 | 34 | 11 | 5 | 7 | 1.9 |

STATISTICS OF POPULATION.

TABLE 102.—NUMBER OF FAMILIES IN DWELLINGS ACCORDING TO SPECIFIED NUMBER OF FAMILIES, FOR CITIES HAVING 50,000 INHABITANTS OR MORE, AND BY WARDS FOR CERTAIN CITIES: 1900.

| CITIES. | Total families. | NUMBER OF FAMILIES IN DWELLINGS ACCORDING TO SPECIFIED NUMBER OF FAMILIES. | | | | | | | | | | |
|---|-----------------|--|-------------|-------------|-------------|-------------|-------------|-------------|-------------|-------------|--------------|-----------------------|
| | | 1 family. | 2 families. | 3 families. | 4 families. | 5 families. | 6 families. | 7 families. | 8 families. | 9 families. | 10 families. | 11 families and over. |
| <i>Cities of 500,000 inhabitants or more.</i> | | | | | | | | | | | | |
| Baltimore, Md. | 105,584 | 76,654 | 21,096 | 4,989 | 1,380 | 690 | 228 | 126 | 88 | 108 | 50 | 175 |
| Ward 1 | 4,644 | 2,599 | 1,804 | 438 | 144 | 105 | 18 | 14 | | | | 12 |
| Ward 2 | 4,363 | 2,546 | 1,062 | 396 | 132 | 95 | 36 | 28 | 16 | 27 | 10 | 15 |
| Ward 3 | 4,601 | 2,610 | 1,232 | 489 | 120 | 105 | 30 | 7 | 8 | | | |
| Ward 4 | 4,838 | 2,075 | 1,414 | 705 | 304 | 170 | 72 | 35 | 16 | 27 | 20 | |
| Ward 5 | 4,847 | 2,315 | 1,378 | 402 | 132 | 60 | 18 | 7 | 24 | | | 11 |
| Ward 6 | 4,312 | 2,951 | 1,066 | 246 | 44 | 5 | | | | | | |
| Ward 7 | 4,599 | 3,581 | 820 | 162 | 16 | | | | | | 10 | |
| Ward 8 | 4,314 | 3,366 | 823 | 108 | 12 | | | | | | | |
| Ward 9 | 5,110 | 4,622 | 446 | 42 | | | | | | | | |
| Ward 10 | 4,258 | 2,932 | 1,078 | 189 | 44 | 10 | | | | | | |
| Ward 11 | 3,869 | 3,484 | 346 | 39 | | | | | | | | |
| Ward 12 | 4,505 | 3,816 | 464 | 81 | 24 | 5 | 6 | | | 9 | | |
| Ward 13 | 3,899 | 3,072 | 466 | 180 | 43 | 25 | 6 | 7 | 8 | | | 87 |
| Ward 14 | 4,739 | 2,941 | 1,356 | 315 | 80 | 40 | 6 | 7 | | | | |
| Ward 15 | 4,230 | 3,145 | 748 | 213 | 76 | 15 | 6 | 7 | | 9 | | 11 |
| Ward 16 | 4,479 | 4,215 | 238 | 18 | 8 | | | | | | | |
| Ward 17 | 4,234 | 3,456 | 650 | 90 | 24 | 5 | | | | 9 | | |
| Ward 18 | 4,845 | 3,307 | 928 | 96 | | | 6 | | 8 | | | |
| Ward 19 | 3,938 | 3,411 | 502 | 48 | 12 | 15 | | | | | | |
| Ward 20 | 4,569 | 3,428 | 956 | 153 | 16 | | | | | | | 11 |
| Ward 21 | 4,465 | 3,183 | 1,050 | 129 | 56 | 15 | | 14 | | 18 | | |
| Ward 22 | 4,208 | 3,138 | 904 | 108 | 24 | | 6 | | | | | 28 |
| Ward 23 | 4,213 | 2,810 | 1,090 | 228 | 48 | 10 | 18 | | | 9 | | |
| Ward 24 | 3,970 | 3,051 | 770 | 114 | 16 | 5 | 6 | | 8 | | | |
| Boston, Mass. | 117,244 | 37,711 | 31,050 | 28,971 | 7,360 | 3,505 | 2,244 | 1,666 | 1,320 | 684 | 550 | 2,133 |
| Ward 1 | 5,069 | 1,377 | 2,360 | 1,269 | 32 | 10 | 6 | 7 | 8 | | | |
| Ward 2 | 4,309 | 793 | 1,534 | 1,662 | 196 | 30 | 36 | 8 | 8 | | | |
| Ward 3 | 3,144 | 720 | 1,204 | 1,068 | 96 | 30 | 12 | 14 | | | | |
| Ward 4 | 2,891 | 1,024 | 1,200 | 564 | 44 | 10 | 12 | 14 | 8 | | | 15 |
| Ward 5 | 2,649 | 804 | 908 | 705 | 100 | 15 | 12 | 14 | | | | 91 |
| Ward 6 | 5,843 | 577 | 512 | 933 | 912 | 695 | 480 | 441 | 304 | 261 | 160 | 568 |
| Ward 7 | 2,886 | 842 | 428 | 456 | 440 | 195 | 126 | 126 | 88 | 13 | 20 | 147 |
| Ward 8 | 5,065 | 725 | 522 | 927 | 1,020 | 665 | 300 | 280 | 232 | 135 | 110 | 149 |
| Ward 9 | 4,678 | 978 | 738 | 981 | 844 | 380 | 238 | 147 | 120 | 45 | 60 | 97 |
| Ward 10 | 4,679 | 1,412 | 588 | 759 | 864 | 265 | 126 | 112 | 144 | 46 | 60 | 304 |
| Ward 11 | 4,333 | 2,368 | 376 | 405 | 332 | 190 | 114 | 49 | 128 | 63 | 10 | 298 |
| Ward 12 | 3,849 | 1,645 | 600 | 717 | 296 | 110 | 84 | 70 | 56 | 18 | 70 | 183 |
| Ward 13 | 4,904 | 817 | 1,404 | 2,070 | 340 | 125 | 90 | 21 | 8 | 18 | | 11 |
| Ward 14 | 4,479 | 1,388 | 1,456 | 1,332 | 140 | 85 | 36 | 14 | 8 | | 20 | |
| Ward 15 | 4,140 | 1,136 | 1,518 | 1,332 | 80 | 20 | 54 | | | | | |
| Ward 16 | 4,528 | 1,256 | 1,348 | 1,599 | 156 | 40 | 36 | 7 | 8 | 9 | | 69 |
| Ward 17 | 5,520 | 1,813 | 1,606 | 1,944 | 224 | 123 | 96 | 105 | 72 | 18 | | 12 |
| Ward 18 | 5,059 | 879 | 1,310 | 1,635 | 452 | 195 | 90 | 119 | 72 | 36 | 30 | 142 |
| Ward 19 | 5,760 | 1,019 | 1,446 | 2,700 | 234 | 140 | 133 | 14 | 8 | | | 11 |
| Ward 20 | 7,263 | 3,326 | 2,464 | 1,347 | 72 | 30 | 24 | | | | | |
| Ward 21 | 5,563 | 2,294 | 1,430 | 1,359 | 143 | 100 | 48 | 63 | 40 | | | 86 |
| Ward 22 | 5,627 | 1,864 | 1,792 | 1,773 | 116 | 20 | 12 | 42 | 8 | | | |
| Ward 23 | 4,962 | 2,301 | 1,466 | 525 | 52 | | 18 | | | | | |
| Ward 24 | 5,956 | 3,638 | 1,726 | 625 | 32 | 10 | | 7 | | 18 | | |
| Ward 25 | 4,083 | 2,511 | 1,064 | 334 | 38 | 20 | 6 | | | | 10 | |
| Chicago, Ill. | 359,960 | 104,232 | 103,002 | 60,858 | 37,772 | 19,180 | 14,346 | 6,454 | 4,120 | 2,169 | 1,790 | 6,037 |
| Ward 1 | 2,443 | 921 | 326 | 264 | 180 | 150 | 96 | 126 | 120 | 27 | 40 | 193 |
| Ward 2 | 5,814 | 1,846 | 978 | 723 | 616 | 340 | 192 | 231 | 156 | 103 | 80 | 564 |
| Ward 3 | 7,388 | 2,439 | 1,638 | 1,035 | 708 | 355 | 276 | 119 | 112 | 18 | 60 | 678 |
| Ward 4 | 8,106 | 2,659 | 1,700 | 1,311 | 686 | 390 | 252 | 154 | 144 | 72 | 50 | 678 |
| Ward 5 | 9,934 | 1,573 | 2,732 | 2,196 | 1,624 | 940 | 570 | 147 | 72 | 27 | | 48 |
| Ward 6 | 12,015 | 3,577 | 3,594 | 1,971 | 1,720 | 515 | 384 | 119 | 56 | 54 | 10 | 15 |
| Ward 7 | 7,362 | 1,034 | 1,540 | 1,596 | 1,312 | 940 | 522 | 238 | 163 | 54 | 20 | 38 |
| Ward 8 | 8,044 | 812 | 1,324 | 1,581 | 1,496 | 985 | 828 | 413 | 243 | 198 | 80 | 129 |
| Ward 9 | 10,599 | 1,123 | 2,208 | 2,139 | 1,696 | 1,150 | 1,170 | 476 | 256 | 144 | 100 | 137 |
| Ward 10 | 18,559 | 4,256 | 5,880 | 3,462 | 2,288 | 1,160 | 942 | 237 | 144 | 90 | 50 | |
| Ward 11 | 8,029 | 2,179 | 2,320 | 1,791 | 716 | 395 | 282 | 84 | 48 | 13 | 30 | 166 |
| Ward 12 | 17,055 | 5,171 | 6,523 | 3,213 | 1,052 | 555 | 300 | 91 | 45 | 18 | 30 | 49 |
| Ward 13 | 10,854 | 3,473 | 4,410 | 1,620 | 575 | 345 | 300 | 28 | 24 | 9 | 30 | 39 |
| Ward 14 | 15,930 | 2,721 | 4,672 | 3,444 | 2,600 | 1,145 | 876 | 315 | 88 | 86 | 20 | 13 |
| Ward 15 | 17,011 | 4,697 | 6,250 | 2,835 | 1,683 | 630 | 504 | 196 | 112 | 54 | 10 | 35 |
| Ward 16 | 13,492 | 1,055 | 2,108 | 2,079 | 2,040 | 1,360 | 1,668 | 833 | 800 | 360 | 410 | 279 |
| Ward 17 | 4,545 | 709 | 1,040 | 819 | 636 | 355 | 408 | 224 | 144 | 90 | 60 | 60 |
| Ward 18 | 3,830 | 1,216 | 333 | 708 | 504 | 280 | 156 | 56 | 40 | 9 | 10 | 13 |
| Ward 19 | 9,981 | 1,547 | 2,048 | 2,223 | 1,333 | 555 | 606 | 315 | 80 | 81 | 90 | 163 |
| Ward 20 | 6,600 | 1,271 | 2,034 | 1,560 | 924 | 420 | 246 | 63 | 32 | 9 | 10 | 11 |
| Ward 21 | 7,823 | 1,582 | 2,344 | 1,992 | 892 | 525 | 232 | 63 | 32 | 9 | 10 | 92 |
| Ward 22 | 7,619 | 1,334 | 2,056 | 1,605 | 1,076 | 510 | 384 | 154 | 56 | 36 | 80 | 203 |
| Ward 23 | 7,364 | 731 | 1,553 | 1,537 | 1,034 | 695 | 456 | 420 | 283 | 162 | 70 | 233 |
| Ward 24 | 6,033 | 1,329 | 1,032 | 1,074 | 712 | 365 | 222 | 98 | 120 | 99 | 120 | 332 |
| Ward 25 | 12,649 | 4,291 | 4,000 | 2,640 | 760 | 355 | 294 | 84 | 40 | 9 | 20 | 156 |
| Ward 26 | 15,178 | 5,864 | 5,336 | 2,061 | 1,304 | 330 | 138 | 28 | 8 | 9 | | |
| Ward 27 | 3,217 | 5,495 | 1,996 | 552 | 112 | 50 | 12 | | | | | |
| Ward 28 | 6,703 | 3,344 | 2,636 | 447 | 180 | 50 | 12 | | | 9 | | |
| Ward 29 | 3,307 | 2,492 | 2,830 | 1,425 | 1,030 | 280 | 90 | 105 | 16 | 9 | | |
| Ward 30 | 22,650 | 7,550 | 8,674 | 3,096 | 2,328 | 570 | 253 | 105 | 32 | 27 | 10 | |

*

DWELLINGS AND FAMILIES.

TABLE 102.—NUMBER OF FAMILIES IN DWELLINGS ACCORDING TO SPECIFIED NUMBER OF FAMILIES, FOR CITIES HAVING 50,000 INHABITANTS OR MORE, AND BY WARDS FOR CERTAIN CITIES: 1900—Continued.

| CITIES. | Total families. | NUMBER OF FAMILIES IN DWELLINGS ACCORDING TO SPECIFIED NUMBER OF FAMILIES. | | | | | | | | | | |
|--|-----------------|--|---------------|---------------|---------------|---------------|---------------|---------------|---------------|---------------|---------------|-----------------------|
| | | 1 family. | 2 families. | 3 families. | 4 families. | 5 families. | 6 families. | 7 families. | 8 families. | 9 families. | 10 families. | 11 families and over. |
| <i>Cities of 50,000 inhabitants or more—Con.</i> | | | | | | | | | | | | |
| Chicago, Ill.—Continued. | | | | | | | | | | | | |
| Ward 31 | 12,255 | 6,641 | 3,768 | 1,044 | 884 | 165 | 66 | 49 | 32 | 18 | | 88 |
| Ward 32 | 15,028 | 5,082 | 2,848 | 2,829 | 1,304 | 665 | 522 | 413 | 304 | 99 | 160 | 804 |
| Ward 33 | 10,158 | 3,852 | 3,028 | 1,962 | 976 | 400 | 282 | 154 | 48 | 37 | | 31 |
| Ward 34 | 19,784 | 7,939 | 5,286 | 2,478 | 1,096 | 560 | 744 | 329 | 272 | 180 | 130 | 770 |
| Ward 35 | 2,576 | 1,812 | 626 | 66 | 44 | 15 | 6 | 7 | | | | |
| New York, N. Y. | 735,621 | 128,845 | 84,550 | 67,758 | 44,116 | 40,690 | 49,920 | 35,805 | 42,048 | 33,444 | 31,460 | 176,985 |
| Bronx borough. | 42,266 | 12,199 | 7,520 | 4,656 | 1,680 | 1,540 | 1,752 | 2,219 | 2,800 | 2,916 | 1,640 | 3,344 |
| Assembly district 34 (part of) .. | 11,786 | 1,441 | 988 | 639 | 424 | 370 | 584 | 987 | 1,400 | 1,845 | 1,200 | 1,958 |
| Assembly district 35 | 26,035 | 7,610 | 5,630 | 3,513 | 1,184 | 1,095 | 1,188 | 1,213 | 1,400 | 1,071 | 440 | 1,386 |
| Annexed district | 4,445 | 3,148 | 902 | 204 | 72 | 75 | 80 | 14 | | | | |
| Brooklyn borough. | 255,821 | 55,294 | 53,042 | 41,103 | 21,036 | 20,615 | 28,224 | 12,824 | 11,912 | 3,717 | 2,190 | 5,864 |
| Ward 1 | 3,804 | 1,355 | 373 | 516 | 238 | 230 | 138 | 147 | 112 | 90 | 70 | 480 |
| Ward 2 | 1,902 | 149 | 212 | 468 | 292 | 205 | 96 | 112 | 80 | 45 | 20 | 223 |
| Ward 3 | 3,938 | 969 | 842 | 945 | 320 | 215 | 192 | 126 | 152 | 81 | 50 | 46 |
| Ward 4 | 2,588 | 510 | 466 | 546 | 320 | 170 | 120 | 98 | 112 | 99 | 30 | 117 |
| Ward 5 | 4,092 | 343 | 672 | 1,164 | 644 | 410 | 228 | 175 | 144 | 90 | 80 | 142 |
| Ward 6 | 9,046 | 1,161 | 1,148 | 1,926 | 1,364 | 705 | 750 | 672 | 560 | 207 | 120 | 433 |
| Ward 7 | 8,823 | 2,752 | 1,822 | 1,491 | 704 | 540 | 360 | 392 | 368 | 72 | 100 | 222 |
| Ward 8 | 11,696 | 1,921 | 4,100 | 2,073 | 900 | 730 | 930 | 448 | 280 | 72 | 60 | 182 |
| Ward 9 | 9,394 | 2,251 | 1,424 | 1,815 | 1,004 | 445 | 744 | 679 | 728 | 144 | 60 | 100 |
| Ward 10 | 8,832 | 1,121 | 1,700 | 2,061 | 936 | 575 | 696 | 616 | 704 | 99 | 80 | 244 |
| Ward 11 | 5,038 | 1,087 | 1,102 | 1,245 | 452 | 260 | 306 | 196 | 160 | 54 | 40 | 136 |
| Ward 12 | 6,629 | 928 | 1,053 | 1,416 | 724 | 570 | 600 | 546 | 432 | 144 | 90 | 121 |
| Ward 13 | 5,208 | 956 | 1,373 | 1,509 | 396 | 220 | 126 | 182 | 224 | 81 | 10 | 126 |
| Ward 14 | 6,607 | 446 | 886 | 1,080 | 796 | 805 | 774 | 539 | 640 | 207 | 70 | 364 |
| Ward 15 | 7,152 | 841 | 1,548 | 1,299 | 660 | 855 | 906 | 406 | 352 | 162 | 120 | 123 |
| Ward 16 | 12,740 | 509 | 980 | 1,314 | 1,232 | 1,665 | 1,854 | 1,267 | 1,448 | 603 | 500 | 1,418 |
| Ward 17 | 12,636 | 1,048 | 2,090 | 2,778 | 1,260 | 1,570 | 2,310 | 735 | 536 | 99 | 100 | 110 |
| Ward 18 | 5,337 | 454 | 483 | 544 | 483 | 795 | 1,338 | 434 | 384 | 117 | 40 | 24 |
| Ward 19 | 8,549 | 1,518 | 1,572 | 1,500 | 596 | 850 | 1,122 | 378 | 544 | 144 | 150 | 175 |
| Ward 20 | 5,457 | 1,957 | 1,172 | 1,074 | 424 | 235 | 120 | 91 | 208 | 72 | 10 | 94 |
| Ward 21 | 13,909 | 2,147 | 2,532 | 1,794 | 1,140 | 1,565 | 2,100 | 1,134 | 1,064 | 261 | 80 | 92 |
| Ward 22 | 14,733 | 3,712 | 3,153 | 2,853 | 1,252 | 635 | 1,123 | 903 | 816 | 117 | 60 | 69 |
| Ward 23 | 13,664 | 5,962 | 2,434 | 1,638 | 892 | 540 | 630 | 560 | 552 | 99 | 40 | 317 |
| Ward 24 | 6,283 | 2,287 | 2,096 | 714 | 348 | 255 | 216 | 161 | 64 | 72 | 10 | 60 |
| Ward 25 | 11,293 | 2,888 | 3,084 | 1,851 | 592 | 810 | 1,074 | 511 | 400 | 86 | 10 | 37 |
| Ward 26 | 13,850 | 4,462 | 4,982 | 1,326 | 772 | 660 | 804 | 210 | 176 | 153 | 90 | 225 |
| Ward 27 | 10,029 | 647 | 1,120 | 957 | 824 | 1,685 | 3,492 | 581 | 392 | 180 | 60 | 91 |
| Ward 28 | 18,196 | 1,386 | 4,944 | 2,433 | 1,100 | 2,390 | 4,980 | 476 | 264 | 90 | 40 | 95 |
| Ward 29 | 4,937 | 2,885 | 1,532 | 330 | 104 | 35 | 54 | 21 | 8 | 18 | | |
| Ward 30 | 4,904 | 3,322 | 1,110 | 240 | 108 | 30 | 30 | 14 | | | | |
| Ward 31 | 2,784 | 2,057 | 468 | 150 | 44 | 30 | 6 | 14 | 8 | 9 | | |
| Ward 32 | 1,761 | 1,313 | 360 | 84 | 4 | | | | | | | |
| Manhattan borough. | 391,687 | 32,811 | 13,994 | 18,696 | 19,652 | 17,490 | 19,146 | 20,552 | 27,240 | 26,739 | 27,630 | 167,737 |
| Assembly district 1 | 5,389 | 559 | 416 | 459 | 488 | 345 | 414 | 266 | 264 | 279 | 310 | 1,589 |
| Assembly district 2 | 10,572 | 715 | 346 | 402 | 480 | 425 | 504 | 546 | 528 | 513 | 460 | 5,653 |
| Assembly district 3 | 10,303 | 579 | 888 | 1,101 | 952 | 710 | 618 | 448 | 400 | 261 | 370 | 3,976 |
| Assembly district 4 | 14,234 | 247 | 364 | 561 | 532 | 435 | 372 | 343 | 368 | 504 | 400 | 10,108 |
| Assembly district 5 | 7,956 | 1,391 | 718 | 885 | 600 | 540 | 288 | 266 | 328 | 324 | 240 | 2,376 |
| Assembly district 6 | 12,370 | 531 | 308 | 381 | 312 | 425 | 408 | 406 | 600 | 531 | 470 | 7,998 |
| Assembly district 7 | 8,843 | 639 | 665 | 1,047 | 924 | 550 | 420 | 392 | 488 | 495 | 430 | 2,795 |
| Assembly district 8 | 14,210 | 227 | 202 | 255 | 284 | 295 | 288 | 413 | 544 | 423 | 440 | 10,839 |
| Assembly district 9 | 9,544 | 949 | 578 | 969 | 840 | 595 | 648 | 504 | 544 | 463 | 410 | 3,039 |
| Assembly district 10 | 14,744 | 151 | 210 | 420 | 576 | 560 | 606 | 700 | 752 | 720 | 680 | 9,369 |
| Assembly district 11 | 9,717 | 464 | 462 | 702 | 720 | 530 | 708 | 630 | 480 | 477 | 550 | 3,994 |
| Assembly district 12 | 13,823 | 177 | 270 | 450 | 496 | 365 | 426 | 392 | 672 | 378 | 460 | 9,742 |
| Assembly district 13 | 8,680 | 311 | 266 | 534 | 604 | 540 | 678 | 595 | 712 | 468 | 550 | 3,422 |
| Assembly district 14 | 12,427 | 266 | 183 | 387 | 536 | 695 | 720 | 889 | 1,120 | 882 | 710 | 6,034 |
| Assembly district 15 | 9,160 | 346 | 268 | 450 | 416 | 265 | 414 | 441 | 648 | 594 | 530 | 4,798 |
| Assembly district 16 | 14,652 | 168 | 362 | 714 | 732 | 410 | 534 | 602 | 752 | 486 | 600 | 9,292 |
| Assembly district 17 | 9,063 | 400 | 186 | 291 | 440 | 435 | 516 | 518 | 736 | 648 | 670 | 4,223 |
| Assembly district 18 | 9,877 | 513 | 343 | 459 | 660 | 645 | 672 | 763 | 648 | 684 | 710 | 3,775 |
| Assembly district 19 | 14,832 | 2,633 | 314 | 252 | 404 | 470 | 510 | 609 | 944 | 1,260 | 1,090 | 6,236 |
| Assembly district 20 | 9,565 | 610 | 422 | 753 | 728 | 805 | 768 | 693 | 648 | 558 | 710 | 2,870 |
| Assembly district 21 | 21,017 | 2,206 | 280 | 300 | 444 | 745 | 1,128 | 1,330 | 2,040 | 2,790 | 2,880 | 6,374 |
| Assembly district 22 | 10,655 | 691 | 492 | 882 | 796 | 610 | 594 | 483 | 576 | 693 | 700 | 4,138 |
| Assembly district 23 | 16,573 | 2,905 | 834 | 564 | 612 | 745 | 930 | 1,148 | 1,568 | 1,622 | 1,520 | 4,055 |
| Assembly district 24 | 9,835 | 792 | 400 | 657 | 828 | 660 | 594 | 560 | 640 | 648 | 520 | 3,536 |
| Assembly district 25 | 7,729 | 2,270 | 782 | 301 | 568 | 395 | 462 | 203 | 256 | 261 | 210 | 1,521 |
| Assembly district 26 | 11,742 | 563 | 196 | 258 | 356 | 295 | 450 | 658 | 1,032 | 675 | 860 | 6,399 |
| Assembly district 27 | 6,434 | 2,662 | 576 | 594 | 404 | 325 | 264 | 238 | 232 | 117 | 170 | 852 |
| Assembly district 28 | 10,393 | 417 | 282 | 360 | 424 | 475 | 522 | 945 | 1,352 | 1,039 | 1,230 | 3,247 |
| Assembly district 29 | 9,959 | 3,234 | 438 | 486 | 528 | 585 | 456 | 301 | 512 | 693 | 670 | 2,006 |
| Assembly district 30 | 13,208 | 339 | 200 | 360 | 400 | 285 | 552 | 784 | 1,536 | 1,656 | 2,100 | 4,996 |
| Assembly district 31 | 17,389 | 2,555 | 408 | 387 | 692 | 780 | 948 | 1,204 | 1,992 | 2,250 | 2,400 | 3,773 |
| Assembly district 32 | 16,560 | 494 | 238 | 228 | 348 | 510 | 708 | 1,253 | 1,880 | 1,764 | 1,990 | 7,147 |
| Assembly district 33 | 11,908 | 821 | 560 | 723 | 880 | 620 | 708 | 574 | 848 | 733 | 930 | 4,501 |
| Assembly district 34 (part of) | 8,319 | 936 | 484 | 624 | 648 | 420 | 318 | 455 | 600 | 720 | 610 | 2,504 |

*

STATISTICS OF POPULATION.

TABLE 102.—NUMBER OF FAMILIES IN DWELLINGS ACCORDING TO SPECIFIED NUMBER OF FAMILIES, FOR CITIES HAVING 50,000 INHABITANTS OR MORE, AND BY WARDS FOR CERTAIN CITIES: 1900—Continued.

| CITIES. | Total families. | NUMBER OF FAMILIES IN DWELLINGS ACCORDING TO SPECIFIED NUMBER OF FAMILIES. | | | | | | | | | | |
|--|-----------------|--|-------------|-------------|-------------|-------------|-------------|-------------|-------------|-------------|--------------|-----------------------|
| | | 1 family. | 2 families. | 3 families. | 4 families. | 5 families. | 6 families. | 7 families. | 8 families. | 9 families. | 10 families. | 11 families and over. |
| <i>Cities of 50,000 inhabitants or more—Con.</i> | | | | | | | | | | | | |
| New York, N. Y.—Continued. | | | | | | | | | | | | |
| Queens borough..... | 32,121 | 19,140 | 7,140 | 2,421 | 1,404 | 980 | 714 | 175 | 96 | 72 | | 29 |
| Ward 1..... | 10,219 | 3,959 | 2,778 | 1,251 | 716 | 630 | 582 | 133 | 96 | 45 | | 29 |
| Ward 2..... | 8,547 | 5,424 | 1,860 | 594 | 416 | 145 | 78 | 21 | | 9 | | |
| Ward 3..... | 5,403 | 3,931 | 966 | 261 | 152 | 60 | 12 | 21 | | | | |
| Ward 4..... | 6,562 | 4,743 | 1,840 | 285 | 92 | 75 | 36 | | | 18 | | |
| Ward 5..... | 1,390 | 1,083 | 196 | 57 | 23 | 20 | 6 | | | | | |
| Richmond borough..... | 18,726 | 9,401 | 2,854 | 882 | 344 | 115 | 84 | 35 | | | | 11 |
| Ward 1..... | 4,241 | 2,545 | 1,080 | 351 | 182 | 60 | 48 | 14 | | | | 11 |
| Ward 2..... | 2,855 | 1,570 | 752 | 300 | 144 | 45 | 30 | 14 | | | | |
| Ward 3..... | 2,905 | 2,162 | 572 | 129 | 36 | | 6 | | | | | |
| Ward 4..... | 1,962 | 1,499 | 348 | 66 | 32 | 10 | | 7 | | | | |
| Ward 5..... | 1,763 | 1,625 | 102 | 36 | | | | | | | | |
| Philadelphia, Pa..... | 265,880 | 224,806 | 25,448 | 7,293 | 3,386 | 2,015 | 984 | 679 | 528 | 225 | 150 | 416 |
| Ward 1..... | 7,943 | 6,962 | 778 | 174 | 24 | 5 | | | | | | 47 |
| Ward 2..... | 7,127 | 3,867 | 1,630 | 720 | 456 | 235 | 78 | 42 | 24 | 18 | 10 | 23 |
| Ward 3..... | 5,015 | 2,314 | 1,034 | 666 | 392 | 265 | 132 | 70 | 64 | 45 | 10 | 63 |
| Ward 4..... | 4,579 | 2,150 | 924 | 582 | 352 | 180 | 132 | 112 | 56 | 18 | 10 | 35 |
| Ward 5..... | 3,548 | 1,433 | 688 | 462 | 324 | 255 | 132 | 133 | 112 | 54 | 20 | |
| Ward 6..... | 1,458 | 856 | 216 | 117 | 92 | 120 | 48 | | | 9 | | 123 |
| Ward 7..... | 5,895 | 4,160 | 832 | 309 | 164 | 110 | 66 | 56 | 56 | 9 | 10 | 43 |
| Ward 8..... | 2,953 | 2,412 | 250 | 96 | 40 | 50 | 24 | 21 | 8 | 9 | | |
| Ward 9..... | 1,192 | 1,012 | 124 | 36 | 20 | | | | | | | |
| Ward 10..... | 3,543 | 2,756 | 388 | 147 | 108 | 50 | 24 | 7 | 32 | 9 | | 22 |
| Ward 11..... | 2,420 | 1,519 | 362 | 246 | 132 | 80 | 36 | 21 | 24 | | | |
| Ward 12..... | 2,897 | 1,366 | 370 | 258 | 136 | 95 | 42 | 42 | 24 | 54 | 10 | |
| Ward 13..... | 3,887 | 2,407 | 562 | 261 | 256 | 150 | 132 | 77 | 32 | | 10 | |
| Ward 14..... | 4,248 | 2,969 | 616 | 285 | 124 | 90 | 48 | 56 | 40 | | 20 | |
| Ward 15..... | 9,706 | 7,969 | 1,248 | 312 | 84 | 55 | 24 | 14 | | | | |
| Ward 16..... | 3,385 | 2,311 | 360 | 111 | 40 | 25 | 12 | | 8 | | | 18 |
| Ward 17..... | 3,836 | 3,009 | 560 | 168 | 68 | 15 | 6 | | | | 10 | |
| Ward 18..... | 6,199 | 5,792 | 312 | 69 | 16 | 10 | | | | | | |
| Ward 19..... | 11,602 | 9,945 | 1,294 | 240 | 64 | 45 | 6 | | 8 | | | |
| Ward 20..... | 9,170 | 7,158 | 1,502 | 351 | 88 | 35 | 18 | | 8 | | 10 | |
| Ward 21..... | 6,455 | 5,737 | 644 | 66 | 8 | | | | | | | |
| Ward 22..... | 12,767 | 12,089 | 552 | 81 | 20 | 10 | | 7 | 8 | | | |
| Ward 23..... | 5,721 | 5,279 | 390 | 39 | 8 | 5 | | | | | | |
| Ward 24..... | 10,749 | 9,583 | 908 | 180 | 32 | 10 | 12 | 7 | | | | 17 |
| Ward 25..... | 10,468 | 9,616 | 718 | 93 | 20 | | | | | | | 11 |
| Ward 26..... | 9,578 | 8,713 | 698 | 129 | 28 | | | | | | | |
| Ward 27..... | 5,398 | 4,899 | 366 | 84 | 24 | 5 | | | | | | 20 |
| Ward 28..... | 10,245 | 9,711 | 464 | 51 | 4 | 5 | | | | | | 10 |
| Ward 29..... | 12,204 | 10,524 | 1,312 | 243 | 60 | 30 | 12 | 7 | 16 | | | |
| Ward 30..... | 6,268 | 5,074 | 868 | 204 | 84 | 30 | | | 8 | | | |
| Ward 31..... | 6,969 | 6,418 | 474 | 72 | | 5 | | | | | | |
| Ward 32..... | 8,455 | 7,943 | 430 | 57 | 20 | 5 | | | | | | |
| Ward 33..... | 13,961 | 13,042 | 810 | 96 | 8 | 5 | | | | | | |
| Ward 34..... | 9,043 | 8,472 | 512 | 33 | 12 | | | | | | | 14 |
| Ward 35..... | 1,683 | 1,588 | 82 | 9 | 4 | | | | | | | |
| Ward 36..... | 9,437 | 8,753 | 620 | 48 | 4 | 5 | | 7 | | | | |
| Ward 37..... | 4,851 | 4,412 | 352 | 69 | 8 | 10 | | | | | | |
| Ward 38..... | 6,806 | 6,249 | 506 | 51 | | | | | | | | |
| Ward 39..... | 8,349 | 7,879 | 414 | 51 | | 5 | | | | | | |
| Ward 40..... | 3,909 | 3,545 | 320 | 27 | 12 | 5 | | | | | | |
| Ward 41..... | 1,971 | 1,913 | 58 | | | | | | | | | |
| St. Louis, Mo..... | 123,719 | 51,193 | 49,806 | 11,454 | 5,812 | 2,345 | 1,248 | 749 | 408 | 225 | 130 | 349 |
| Ward 1..... | 5,264 | 3,356 | 1,666 | 162 | 60 | 20 | | | | | | |
| Ward 2..... | 4,695 | 1,364 | 2,546 | 468 | 196 | 90 | 18 | 7 | 16 | | | |
| Ward 3..... | 5,157 | 923 | 1,742 | 1,032 | 516 | 365 | 198 | 119 | 48 | 54 | 20 | 140 |
| Ward 4..... | 2,529 | 963 | 582 | 393 | 204 | 130 | 72 | 42 | 56 | 9 | 20 | 68 |
| Ward 5..... | 2,812 | 908 | 724 | 339 | 196 | 200 | 114 | 133 | 32 | 63 | 30 | 73 |
| Ward 6..... | 4,254 | 1,102 | 1,714 | 663 | 376 | 195 | 72 | 49 | 32 | 9 | 20 | 22 |
| Ward 7..... | 5,385 | 912 | 2,332 | 849 | 752 | 225 | 168 | 77 | 40 | 9 | 10 | 11 |
| Ward 8..... | 4,865 | 827 | 2,078 | 846 | 648 | 195 | 132 | 91 | 48 | | | |
| Ward 9..... | 4,708 | 1,266 | 2,584 | 492 | 223 | 85 | 24 | 21 | 8 | | | |
| Ward 10..... | 5,433 | 2,232 | 2,552 | 342 | 144 | 40 | 24 | 14 | 16 | 9 | 10 | |
| Ward 11..... | 4,655 | 3,520 | 922 | 144 | 64 | 5 | | | | | | |
| Ward 12..... | 5,416 | 1,795 | 2,778 | 480 | 268 | 55 | 18 | 14 | 8 | | | |
| Ward 13..... | 4,305 | 1,619 | 2,214 | 228 | 120 | 45 | 36 | 7 | 24 | | | 12 |
| Ward 14..... | 3,318 | 1,141 | 1,424 | 420 | 164 | 50 | 48 | 21 | 32 | 18 | | |
| Ward 15..... | 4,197 | 982 | 1,464 | 741 | 483 | 230 | 120 | 63 | 32 | 45 | 10 | 22 |
| Ward 16..... | 4,813 | 1,049 | 2,336 | 894 | 320 | 95 | 48 | 21 | | | | |
| Ward 17..... | 4,111 | 1,146 | 2,466 | 381 | 108 | 10 | | | | | | |
| Ward 18..... | 4,339 | 826 | 2,732 | 561 | 116 | 30 | 24 | | | | | |
| Ward 19..... | 4,427 | 1,921 | 2,152 | 273 | 76 | 5 | | | | | | |
| Ward 20..... | 4,144 | 1,643 | 1,934 | 357 | 116 | 40 | 18 | 28 | 8 | | | |

*

DWELLINGS AND FAMILIES.

TABLE 102.—NUMBER OF FAMILIES IN DWELLINGS ACCORDING TO SPECIFIED NUMBER OF FAMILIES, FOR CITIES HAVING 50,000 INHABITANTS OR MORE, AND BY WARDS FOR CERTAIN CITIES: 1900—Continued.

| CITIES. | Total families. | NUMBER OF FAMILIES IN DWELLINGS ACCORDING TO SPECIFIED NUMBER OF FAMILIES. | | | | | | | | | | |
|--|-----------------|--|-------------|-------------|-------------|-------------|-------------|-------------|-------------|-------------|--------------|-----------------------|
| | | 1 family. | 2 families. | 3 families. | 4 families. | 5 families. | 6 families. | 7 families. | 8 families. | 9 families. | 10 families. | 11 families and over. |
| <i>Cities of 500,000 inhabitants or more—Con.</i> | | | | | | | | | | | | |
| St. Louis, Mo.—Continued. | | | | | | | | | | | | |
| Ward 21 | 3,744 | 2,094 | 1,342 | 168 | 72 | 50 | 18 | | | | | |
| Ward 22 | 3,349 | 1,598 | 1,018 | 366 | 192 | 80 | 48 | 28 | | 9 | 10 | |
| Ward 23 | 3,902 | 1,563 | 1,812 | 300 | 160 | 30 | 18 | | 8 | | | 11 |
| Ward 24 | 5,005 | 3,715 | 1,112 | 105 | 48 | 25 | | | | | | |
| Ward 25 | 4,086 | 2,703 | 1,170 | 141 | 24 | 30 | 18 | | | | | |
| Ward 26 | 5,177 | 3,143 | 1,760 | 168 | 84 | 15 | | 7 | | | | |
| Ward 27 | 4,356 | 2,954 | 1,282 | 57 | 44 | | 12 | | | | | |
| Ward 28 | 5,273 | 3,888 | 1,268 | 84 | 28 | 5 | | | | | | |
| <i>Cities having between 50,000 and 500,000 inhabitants.</i> | | | | | | | | | | | | |
| Albany, N. Y. | 21,627 | 7,242 | 9,898 | 3,405 | 692 | 220 | 90 | 21 | 16 | 9 | 10 | 24 |
| Allegheny, Pa. | 26,558 | 15,287 | 3,350 | 1,959 | 504 | 245 | 72 | 14 | 48 | 18 | | 51 |
| Atlanta, Ga. | 20,563 | 13,594 | 4,740 | 1,128 | 484 | 190 | 108 | 126 | 72 | 36 | 10 | 75 |
| Bridgeport, Conn. | 15,553 | 8,004 | 5,454 | 1,266 | 460 | 115 | 144 | 35 | 56 | 9 | 10 | |
| Buffalo, N. Y. | 73,681 | 34,609 | 21,432 | 7,941 | 4,656 | 2,170 | 1,026 | 504 | 216 | 117 | 170 | 790 |
| Cambridge, Mass. | 19,434 | 9,574 | 5,266 | 2,409 | 616 | 490 | 486 | 210 | 224 | 45 | 30 | 84 |
| Camden, N. J. | 17,390 | 10,388 | 3,584 | 1,114 | 16 | 15 | | | 8 | | | |
| Charleston, S. C. | 13,843 | 5,923 | 3,226 | 1,782 | 1,060 | 575 | 408 | 273 | 184 | 72 | 130 | 208 |
| Cincinnati, Ohio | 74,536 | 24,476 | 17,096 | 10,125 | 7,020 | 5,915 | 3,702 | 2,002 | 1,128 | 828 | 540 | 1,705 |
| Cleveland, Ohio | 81,519 | 50,354 | 20,448 | 4,836 | 2,256 | 840 | 492 | 322 | 344 | 243 | 140 | 1,244 |
| Columbus, Ohio | 27,582 | 22,098 | 3,282 | 735 | 338 | 200 | 192 | 119 | 128 | 72 | 60 | 308 |
| Dayton, Ohio | 19,617 | 16,715 | 2,140 | 390 | 180 | 65 | 42 | 7 | | | 20 | 58 |
| Denver, Colo. | 30,936 | 24,911 | 3,128 | 939 | 548 | 300 | 264 | 147 | 30 | 18 | 100 | 501 |
| Des Moines, Iowa | 14,119 | 11,645 | 1,792 | 297 | 144 | 55 | 48 | 21 | 8 | 27 | 30 | 52 |
| Detroit, Mich. | 60,505 | 43,328 | 11,044 | 2,676 | 832 | 240 | 126 | 56 | 72 | 27 | | 104 |
| Duluth, Minn. | 9,947 | 6,937 | 1,962 | 510 | 180 | 90 | 60 | 42 | 32 | 18 | | 116 |
| Elizabeth, N. J. | 10,786 | 5,511 | 3,596 | 981 | 365 | 140 | 132 | 7 | 24 | 27 | | |
| Erie, Pa. | 11,335 | 8,463 | 2,462 | 315 | 80 | 15 | | | | | | |
| Evansville, Ind. | 12,393 | 10,881 | 1,094 | 186 | 101 | 30 | 30 | 35 | | 9 | | 24 |
| Fall River, Mass. | 21,027 | 3,498 | 6,090 | 4,683 | 3,312 | 1,275 | 1,278 | 350 | 232 | 108 | 80 | 121 |
| Grand Rapids, Mich. | 20,560 | 16,028 | 3,474 | 606 | 204 | 70 | 36 | 49 | | | 20 | 63 |
| Harrisburg, Pa. | 11,202 | 10,585 | 442 | 93 | 32 | 19 | 6 | | | | | 34 |
| Hartford, Conn. | 17,231 | 5,516 | 5,120 | 3,117 | 1,012 | 575 | 636 | 231 | 128 | 162 | 70 | 664 |
| Hoboken, N. J. | 13,431 | 1,334 | 1,282 | 1,746 | 1,188 | 85 | 1,212 | 1,231 | 1,616 | 927 | 1,030 | 580 |
| Indianapolis, Ind. | 39,710 | 33,954 | 3,432 | 792 | 392 | 170 | 126 | 98 | 152 | 72 | 80 | 442 |
| Jersey City, N. J. | 44,760 | 14,223 | 9,562 | 5,913 | 3,623 | 2,310 | 3,096 | 1,708 | 1,904 | 684 | 460 | 772 |
| Kansas City, Kans. | 11,802 | 9,454 | 1,596 | 393 | 152 | 100 | 36 | 7 | 24 | | | 40 |
| Kansas City, Mo. | 36,496 | 22,802 | 7,116 | 2,925 | 1,589 | 679 | 384 | 208 | 200 | 126 | 100 | 382 |
| Lawrence, Mass. | 12,807 | 4,853 | 4,684 | 1,893 | 676 | 265 | 258 | 77 | 72 | | 10 | 19 |
| Los Angeles, Cal. | 25,207 | 21,046 | 2,180 | 489 | 348 | 245 | 150 | 161 | 96 | 36 | 60 | 396 |
| Louisville, Ky. | 44,912 | 28,194 | 9,088 | 3,234 | 1,772 | 855 | 486 | 357 | 272 | 144 | 120 | 390 |
| Lowell, Mass. | 19,279 | 10,343 | 4,714 | 1,455 | 852 | 415 | 498 | 252 | 272 | 90 | 60 | 328 |
| Lynn, Mass. | 15,649 | 7,317 | 6,264 | 1,512 | 332 | 95 | 102 | 21 | 16 | | | |
| Manchester, N. H. | 11,720 | 4,867 | 1,536 | 596 | 240 | 264 | 119 | 88 | 54 | 54 | 70 | 428 |
| Memphis, Tenn. | 21,666 | 15,133 | 3,102 | 1,152 | 632 | 370 | 282 | 161 | 152 | 162 | 40 | 480 |
| Milwaukee, Wis. | 59,806 | 34,608 | 18,792 | 4,011 | 1,248 | 350 | 252 | 105 | 40 | 72 | 10 | 313 |
| Minneapolis, Minn. | 42,536 | 23,823 | 13,186 | 2,802 | 980 | 370 | 366 | 252 | 160 | 117 | 120 | 360 |
| Nashville, Tenn. | 18,422 | 13,284 | 2,780 | 891 | 580 | 285 | 198 | 161 | 72 | 45 | 20 | 136 |
| Newark, N. J. | 54,654 | 16,517 | 16,056 | 11,637 | 3,292 | 2,450 | 2,364 | 784 | 528 | 207 | 180 | 689 |
| New Bedford, Mass. | 13,924 | 5,062 | 5,286 | 2,349 | 596 | 245 | 264 | 49 | 16 | 9 | 20 | 28 |
| New Haven, Conn. | 23,601 | 9,356 | 9,116 | 2,370 | 984 | 675 | 552 | 182 | 152 | 36 | | 178 |
| New Orleans, La. | 61,775 | 47,686 | 7,170 | 2,359 | 1,464 | 820 | 618 | 308 | 304 | 126 | 90 | 330 |
| Oakland, Cal. | 15,276 | 13,134 | 1,328 | 270 | 148 | 65 | 42 | 56 | 56 | 18 | 20 | 139 |
| Omaha, Nebr. | 20,723 | 16,221 | 2,744 | 801 | 320 | 200 | 66 | 98 | 16 | 45 | 50 | 162 |
| Paterson, N. J. | 23,472 | 6,359 | 10,918 | 3,822 | 1,156 | 575 | 354 | 112 | 96 | 45 | | 35 |
| Peoria, Ill. | 11,969 | 10,075 | 1,356 | 273 | 88 | 70 | 30 | 21 | 8 | 9 | | 39 |
| Pittsburg, Pa. | 63,959 | 41,149 | 15,758 | 4,245 | 1,392 | 610 | 354 | 175 | 72 | 63 | 10 | 131 |
| Portland, Me. | 11,428 | 5,705 | 4,300 | 738 | 352 | 140 | 102 | 35 | 8 | 18 | 30 | |
| Portland, Oreg. | 16,724 | 13,772 | 1,600 | 387 | 240 | 165 | 138 | 133 | 96 | 117 | 40 | 376 |
| Providence, R. I. | 39,236 | 14,512 | 17,244 | 3,939 | 2,008 | 635 | 510 | 147 | 88 | 18 | 20 | 115 |
| Reading, Pa. | 17,002 | 15,488 | 1,260 | 162 | 32 | 5 | 30 | 21 | | | | |
| Richmond, Va. | 17,845 | 11,341 | 4,666 | 1,104 | 432 | 130 | 84 | 56 | | 9 | | 13 |
| Rochester, N. Y. | 34,402 | 26,174 | 5,358 | 1,074 | 700 | 285 | 174 | 140 | 48 | 18 | 40 | 292 |
| St. Joseph, Mo. | 17,150 | 14,210 | 1,986 | 468 | 196 | 95 | 54 | 28 | 24 | 18 | 10 | 61 |
| St. Paul, Minn. | 30,919 | 20,479 | 6,812 | 1,356 | 588 | 280 | 234 | 210 | 112 | 108 | 80 | 660 |
| Salt Lake City, Utah | 11,797 | 9,193 | 1,674 | 327 | 136 | 115 | 60 | 56 | 24 | 36 | 20 | 156 |
| San Antonio, Tex. | 11,326 | 9,687 | 1,210 | 246 | 124 | 35 | | 7 | 8 | 9 | | |
| San Francisco, Cal. | 71,697 | 42,255 | 15,500 | 6,060 | 2,520 | 1,180 | 900 | 441 | 352 | 342 | 860 | 1,787 |
| Savannah, Ga. | 13,248 | 8,025 | 3,304 | 1,047 | 432 | 215 | 114 | 35 | | 45 | 20 | 11 |
| Scranton, Pa. | 20,636 | 14,949 | 4,014 | 957 | 448 | 165 | 24 | 21 | 24 | 9 | | 15 |
| Seattle, Wash. | 14,254 | 10,455 | 2,106 | 528 | 280 | 140 | 120 | 35 | 64 | 90 | 60 | 376 |
| Somerville, Mass. | 14,315 | 7,779 | 5,172 | 930 | 176 | 90 | 114 | 14 | 8 | 9 | | 23 |
| Springfield, Mass. | 14,057 | 7,128 | 5,166 | 747 | 476 | 210 | 126 | 63 | 56 | 18 | 20 | 47 |
| Syracuse, N. Y. | 25,347 | 14,250 | 8,334 | 1,290 | 460 | 240 | 132 | 91 | 88 | 27 | 20 | 415 |
| Toledo, Ohio | 28,923 | 24,879 | 2,950 | 594 | 156 | 55 | 90 | 14 | 24 | 9 | | 132 |
| Trenton, N. J. | 15,095 | 13,888 | 998 | 126 | 16 | 15 | 6 | 7 | 8 | | | 31 |
| Troy, N. Y. | 13,333 | 3,544 | 6,232 | 2,589 | 520 | 215 | 78 | 70 | 16 | 9 | | |
| Utica, N. Y. | 12,268 | 6,416 | 4,836 | 582 | 232 | 100 | 12 | 56 | | | 10 | 24 |
| Washington, D. C. | 56,678 | 44,035 | 8,600 | 2,157 | 740 | 275 | 156 | 98 | 104 | 81 | 70 | 362 |
| Wilkesbarre, Pa. | 10,317 | 9,165 | 978 | 132 | 32 | 10 | | 12 | 7 | 8 | 10 | |
| Wilmington, Del. | 15,667 | 13,988 | 1,274 | 231 | 84 | 35 | | 12 | | 18 | | |
| Worcester, Mass. | 24,841 | 6,288 | 7,090 | 7,533 | 1,740 | 705 | 618 | 350 | 272 | 99 | 50 | 96 |

STATISTICS OF POPULATION.

TABLE 103.—POPULATION, DWELLINGS, AND FAMILIES, BY COUNTIES: 1900.

[The word "dwelling" means occupied dwelling.]

| COUNTIES. | Total population. | Total dwellings. | Total families. | PRIVATE FAMILIES. | | COUNTIES. | Total population. | Total dwellings. | Total families. | PRIVATE FAMILIES. | |
|------------------------|-------------------|------------------|-----------------|-------------------|-------------|---|-------------------|------------------|-----------------|-------------------|-------------|
| | | | | Number. | Population. | | | | | Number. | Population. |
| Alabama..... | 1,828,697 | 362,295 | 874,765 | 370,980 | 1,799,695 | Arizona—Continued. | | | | | |
| Antauga..... | 17,915 | 3,599 | 3,695 | 3,666 | 17,753 | Maricopa..... | 20,457 | 4,435 | 4,564 | 4,893 | 18,788 |
| Baldwin..... | 13,194 | 2,558 | 2,601 | 2,574 | 12,821 | Mohave..... | 3,426 | 970 | 989 | 917 | 2,592 |
| Barbour..... | 35,152 | 7,054 | 7,116 | 7,088 | 35,001 | Navajo..... | 8,829 | 1,666 | 1,741 | 1,657 | 7,901 |
| Bibb..... | 18,498 | 3,723 | 3,783 | 3,712 | 18,137 | Pima..... | 14,689 | 3,299 | 3,382 | 3,191 | 13,476 |
| Blount..... | 23,119 | 4,318 | 4,347 | 4,332 | 23,044 | Pinal..... | 7,779 | 1,622 | 1,965 | 1,881 | 7,106 |
| Bullock..... | 31,944 | 6,746 | 6,839 | 6,820 | 31,843 | Santa Cruz..... | 4,545 | 1,065 | 1,087 | 1,025 | 4,257 |
| Butler..... | 25,761 | 5,093 | 5,218 | 5,188 | 25,648 | Yavapai..... | 13,799 | 3,082 | 3,241 | 2,888 | 10,579 |
| Calhoun..... | 34,874 | 6,715 | 7,095 | 7,026 | 34,413 | Yuma..... | 4,145 | 1,157 | 1,213 | 1,166 | 3,875 |
| Chambers..... | 32,554 | 6,253 | 6,549 | 6,324 | 32,457 | San Carlos reservation ¹ | 3,065 | 863 | 868 | 867 | 3,063 |
| Cherokee..... | 21,096 | 4,085 | 4,087 | 4,063 | 20,980 | Arkansas..... | 1,311,564 | 259,004 | 265,238 | 262,421 | 1,290,090 |
| Chilton..... | 16,522 | 3,217 | 3,280 | 3,255 | 16,387 | Arkansas..... | 12,973 | 2,625 | 2,650 | 2,636 | 12,888 |
| Choctaw..... | 18,136 | 3,446 | 3,456 | 3,445 | 18,069 | Ashley..... | 19,734 | 3,751 | 3,865 | 3,836 | 19,507 |
| Clarke..... | 27,790 | 5,118 | 5,202 | 5,165 | 27,501 | Baxter..... | 9,298 | 1,798 | 1,805 | 1,802 | 9,277 |
| Clay..... | 17,099 | 3,193 | 3,236 | 3,221 | 17,003 | Benton..... | 31,611 | 6,386 | 6,490 | 6,463 | 31,386 |
| Cleburne..... | 13,206 | 2,582 | 2,601 | 2,590 | 13,137 | Boone..... | 16,396 | 3,098 | 3,151 | 3,138 | 16,304 |
| Coffee..... | 20,972 | 3,915 | 3,950 | 3,894 | 20,621 | Bradley..... | 9,651 | 1,788 | 1,797 | 1,784 | 9,583 |
| Colbert..... | 22,341 | 4,343 | 4,437 | 4,346 | 21,956 | Calhoun..... | 8,539 | 1,619 | 1,649 | 1,631 | 8,357 |
| Conecuh..... | 17,514 | 3,424 | 3,479 | 3,456 | 17,350 | Carroll..... | 18,848 | 3,714 | 3,846 | 3,787 | 18,203 |
| Coosa..... | 16,144 | 2,984 | 3,031 | 3,022 | 16,083 | Chicot..... | 14,528 | 3,260 | 3,316 | 3,256 | 14,204 |
| Covington..... | 15,846 | 2,941 | 2,969 | 2,895 | 14,967 | Clark..... | 21,239 | 4,023 | 4,096 | 4,064 | 21,083 |
| Crenshaw..... | 19,668 | 3,807 | 3,834 | 3,819 | 19,613 | Clay..... | 15,886 | 3,191 | 3,224 | 3,194 | 15,715 |
| Cullman..... | 17,849 | 3,320 | 3,344 | 3,335 | 17,652 | Cleburne..... | 9,628 | 1,869 | 1,890 | 1,890 | 9,628 |
| Dale..... | 21,189 | 4,047 | 4,104 | 4,084 | 21,082 | Cleveland..... | 11,620 | 2,220 | 2,255 | 2,233 | 11,486 |
| Dallas..... | 54,657 | 12,554 | 12,994 | 12,890 | 53,985 | Columbia..... | 22,077 | 4,018 | 4,076 | 4,062 | 21,984 |
| Dekalb..... | 23,558 | 4,503 | 4,559 | 4,550 | 23,491 | Conway..... | 19,772 | 3,875 | 3,925 | 3,909 | 19,693 |
| Elmore..... | 26,099 | 4,964 | 5,137 | 5,095 | 25,385 | Craighead..... | 19,505 | 3,823 | 3,981 | 3,873 | 19,033 |
| Escambia..... | 11,320 | 2,173 | 2,225 | 2,203 | 11,097 | Crawford..... | 21,270 | 4,169 | 4,247 | 4,234 | 21,160 |
| Etowah..... | 27,361 | 5,111 | 5,311 | 5,264 | 26,993 | Crittenden..... | 14,529 | 3,405 | 3,523 | 3,450 | 14,169 |
| Fayette..... | 14,132 | 2,623 | 2,654 | 2,652 | 14,110 | Cross..... | 11,051 | 2,234 | 2,289 | 2,252 | 10,836 |
| Franklin..... | 16,511 | 2,977 | 3,033 | 2,983 | 16,151 | Dallas..... | 11,518 | 2,042 | 2,068 | 2,047 | 11,278 |
| Geneva..... | 19,096 | 3,549 | 3,600 | 3,500 | 18,634 | Desha..... | 11,511 | 2,663 | 2,760 | 2,708 | 11,298 |
| Greene..... | 24,182 | 5,520 | 5,655 | 5,638 | 24,084 | Drew..... | 19,451 | 3,788 | 3,843 | 3,812 | 19,241 |
| Hale..... | 31,011 | 6,346 | 6,941 | 6,878 | 30,715 | Faulkner..... | 20,780 | 3,929 | 3,982 | 3,959 | 20,412 |
| Henry..... | 36,147 | 6,844 | 6,927 | 6,879 | 35,726 | Franklin..... | 17,395 | 3,286 | 3,347 | 3,333 | 17,317 |
| Jackson..... | 30,508 | 5,843 | 5,913 | 5,895 | 30,360 | Fulton..... | 12,917 | 2,473 | 2,508 | 2,502 | 12,878 |
| Jefferson..... | 140,420 | 27,350 | 30,607 | 29,527 | 131,751 | Garland..... | 18,778 | 4,131 | 4,345 | 4,138 | 17,565 |
| Lamar..... | 16,084 | 2,965 | 2,994 | 2,986 | 16,026 | Grant..... | 7,671 | 1,422 | 1,437 | 1,432 | 7,647 |
| Lauderdale..... | 26,559 | 5,069 | 5,279 | 5,262 | 26,437 | Greene..... | 16,979 | 3,373 | 3,432 | 3,408 | 16,749 |
| Lawrence..... | 20,124 | 3,833 | 3,912 | 3,906 | 20,075 | Hempstead..... | 24,101 | 4,583 | 4,680 | 4,661 | 23,976 |
| Lee..... | 31,826 | 6,343 | 6,517 | 6,468 | 31,613 | Hot Spring..... | 12,748 | 2,424 | 2,463 | 2,443 | 12,653 |
| Limestone..... | 22,387 | 4,403 | 4,478 | 4,463 | 22,308 | Howard..... | 14,076 | 2,644 | 2,691 | 2,682 | 14,023 |
| Lowndes..... | 35,651 | 7,693 | 8,004 | 7,979 | 35,451 | Independence..... | 22,557 | 4,293 | 4,345 | 4,321 | 22,383 |
| Macon..... | 33,126 | 4,994 | 5,122 | 5,088 | 32,763 | Izard..... | 13,506 | 2,479 | 2,517 | 2,516 | 13,492 |
| Madison..... | 43,702 | 8,566 | 8,938 | 8,879 | 43,165 | Jackson..... | 18,333 | 3,694 | 3,801 | 3,748 | 18,081 |
| Marengo..... | 38,315 | 8,263 | 8,613 | 8,466 | 38,113 | Jefferson..... | 40,972 | 9,203 | 9,594 | 9,426 | 39,997 |
| Marion..... | 14,494 | 2,683 | 2,702 | 2,697 | 14,472 | Johnson..... | 17,448 | 3,251 | 3,319 | 3,307 | 17,375 |
| Marshall..... | 23,239 | 4,406 | 4,472 | 4,466 | 23,199 | Lafayette..... | 10,594 | 2,082 | 2,116 | 2,079 | 10,363 |
| Mobile..... | 62,740 | 12,645 | 14,210 | 13,951 | 60,473 | Lawrence..... | 16,491 | 3,275 | 3,315 | 3,271 | 16,182 |
| Monroe..... | 23,666 | 4,571 | 4,583 | 4,551 | 23,359 | Lee..... | 19,409 | 4,178 | 4,290 | 4,177 | 18,846 |
| Montgomery..... | 72,047 | 15,165 | 16,483 | 16,232 | 70,493 | Lincoln..... | 13,339 | 2,918 | 2,958 | 2,935 | 13,306 |
| Morgan..... | 23,820 | 5,666 | 5,872 | 5,841 | 23,556 | Little River..... | 13,731 | 2,766 | 2,766 | 2,752 | 13,486 |
| Perry..... | 31,733 | 6,697 | 6,825 | 6,791 | 31,640 | Logan..... | 20,593 | 3,837 | 3,942 | 3,918 | 20,241 |
| Pickens..... | 24,402 | 5,054 | 5,163 | 5,125 | 24,245 | Lonoke..... | 22,544 | 4,539 | 4,579 | 4,554 | 22,423 |
| Pike..... | 29,172 | 5,607 | 5,631 | 5,655 | 29,025 | Madison..... | 19,864 | 3,737 | 3,791 | 3,781 | 19,807 |
| Randolph..... | 21,647 | 4,104 | 4,187 | 4,180 | 21,610 | Marion..... | 11,377 | 2,117 | 2,151 | 2,141 | 11,300 |
| Russell..... | 27,083 | 5,470 | 5,620 | 5,603 | 27,005 | Miller..... | 17,553 | 3,542 | 3,636 | 3,575 | 17,118 |
| St. Clair..... | 19,425 | 3,592 | 3,643 | 3,627 | 19,337 | Mississippi..... | 16,334 | 3,593 | 3,744 | 3,613 | 15,607 |
| Shelby..... | 23,684 | 4,470 | 4,573 | 4,509 | 23,202 | Monroe..... | 16,316 | 3,338 | 3,447 | 3,400 | 16,487 |
| Sumter..... | 32,710 | 6,830 | 6,887 | 6,849 | 32,534 | Montgomery..... | 9,444 | 1,769 | 1,797 | 1,794 | 9,436 |
| Talladega..... | 35,773 | 6,696 | 6,822 | 6,760 | 35,052 | Nevada..... | 16,609 | 3,046 | 3,064 | 3,054 | 16,551 |
| Tallapoosa..... | 29,675 | 5,494 | 5,573 | 5,540 | 29,444 | Newton..... | 12,538 | 2,308 | 2,377 | 2,375 | 12,529 |
| Tuscaloosa..... | 36,147 | 6,300 | 6,321 | 6,343 | 35,833 | Ouachita..... | 20,892 | 4,030 | 4,105 | 4,051 | 20,542 |
| Walker..... | 25,162 | 5,085 | 5,142 | 5,027 | 24,589 | Perry..... | 7,294 | 1,447 | 1,468 | 1,453 | 7,199 |
| Washington..... | 11,134 | 2,039 | 2,070 | 2,024 | 10,799 | Phillips..... | 26,561 | 5,366 | 6,290 | 6,164 | 25,905 |
| Wilcox..... | 35,631 | 8,005 | 8,161 | 8,110 | 35,334 | Pike..... | 10,301 | 1,903 | 1,941 | 1,926 | 10,177 |
| Winston..... | 9,554 | 1,778 | 1,794 | 1,793 | 9,548 | Poinsett..... | 7,025 | 1,442 | 1,486 | 1,451 | 6,801 |
| Alaska..... | 63,592 | 10,565 | 13,459 | 12,183 | 39,633 | Polk..... | 18,352 | 3,795 | 3,883 | 3,839 | 18,019 |
| Northern district..... | 30,569 | 4,190 | 5,550 | 4,852 | 15,774 | Pope..... | 21,715 | 4,043 | 4,115 | 4,104 | 21,632 |
| Southern district..... | 33,023 | 6,375 | 7,909 | 7,331 | 23,864 | Prairie..... | 11,875 | 2,465 | 2,483 | 2,467 | 11,792 |
| Arizona..... | 122,931 | 28,768 | 29,875 | 27,817 | 109,133 | Pulaski..... | 63,179 | 12,871 | 13,795 | 13,470 | 58,237 |
| Apache..... | 8,297 | 1,736 | 1,801 | 1,794 | 8,104 | Randolph..... | 17,166 | 3,244 | 3,276 | 3,263 | 17,036 |
| Cochise..... | 9,251 | 2,347 | 2,382 | 2,364 | 8,066 | St. Francis..... | 17,157 | 3,480 | 3,665 | 3,625 | 16,339 |
| Coconino..... | 5,514 | 1,407 | 1,457 | 1,294 | 4,489 | Saline..... | 13,122 | 2,577 | 2,600 | 2,593 | 13,099 |
| Gila..... | 4,973 | 1,290 | 1,307 | 1,168 | 4,208 | Scott..... | 13,183 | 2,525 | 2,571 | 2,558 | 13,114 |
| Graham..... | 14,162 | 3,319 | 3,377 | 2,962 | 12,579 | Searcy..... | 11,988 | 2,192 | 2,219 | 2,218 | 11,980 |
| | | | | | | Sebastian..... | 36,935 | 7,245 | 7,537 | 7,429 | 36,184 |
| | | | | | | Sevier..... | 16,339 | 3,042 | 3,071 | 3,032 | 15,998 |
| | | | | | | Sharp..... | 12,199 | 2,319 | 2,341 | 2,334 | 12,140 |
| | | | | | | Stone..... | 8,100 | 1,460 | 1,470 | 1,469 | 8,097 |
| | | | | | | Union..... | 22,495 | 4,056 | 4,084 | 4,047 | 22,249 |

¹ Indian reservation.

DWELLINGS AND FAMILIES.

TABLE 103.—POPULATION, DWELLINGS, AND FAMILIES, BY COUNTIES: 1900—Continued.

| COUNTIES. | Total population. | Total dwellings. | Total families. | PRIVATE FAMILIES. | | COUNTIES. | Total population. | Total dwellings. | Total families. | PRIVATE FAMILIES. | |
|----------------------|-------------------|------------------|-----------------|-------------------|-------------|---------------------------|-------------------|------------------|-----------------|-------------------|-------------|
| | | | | Number. | Population. | | | | | Number. | Population. |
| Arkansas—Continued. | | | | | | Colorado—Continued. | | | | | |
| Van Buren..... | 11,220 | 2,080 | 2,104 | 2,102 | 11,216 | Elbert..... | 3,101 | 772 | 777 | 772 | 3,086 |
| Washington..... | 34,256 | 6,699 | 6,768 | 6,747 | 33,995 | El Paso..... | 31,602 | 6,705 | 7,366 | 7,090 | 29,076 |
| White..... | 24,864 | 4,989 | 5,102 | 5,073 | 24,558 | Fremont..... | 15,636 | 3,503 | 3,670 | 3,571 | 14,307 |
| Woodruff..... | 16,304 | 3,153 | 3,291 | 3,247 | 16,046 | Garfield..... | 5,835 | 1,429 | 1,459 | 1,391 | 5,414 |
| Yell..... | 22,750 | 4,331 | 4,414 | 4,398 | 22,637 | Gilpin..... | 6,690 | 1,479 | 1,553 | 1,484 | 6,303 |
| California..... | | | | | | Grand..... | | | | | |
| Alameda..... | 130,197 | 27,853 | 29,542 | 28,746 | 121,001 | Gunnison..... | 5,331 | 1,466 | 1,504 | 1,350 | 4,689 |
| Alpine..... | 509 | 94 | 97 | 95 | 504 | Hinsdale..... | 1,609 | 434 | 442 | 399 | 1,369 |
| Amador..... | 11,116 | 2,454 | 2,514 | 2,395 | 9,644 | Huerfano..... | 8,395 | 1,909 | 1,952 | 1,915 | 3,197 |
| Butte..... | 17,117 | 4,246 | 4,316 | 4,139 | 15,666 | Jefferson..... | 9,306 | 2,085 | 2,135 | 2,094 | 8,822 |
| Calaveras..... | 11,200 | 2,678 | 2,720 | 2,554 | 9,926 | Kiowa..... | 701 | 169 | 171 | 167 | 686 |
| Colusa..... | 7,364 | 1,636 | 1,644 | 1,544 | 6,853 | Kit Carson..... | 1,580 | 348 | 349 | 344 | 1,558 |
| Contra Costa..... | 18,046 | 3,811 | 3,915 | 3,689 | 16,034 | Lake..... | 18,054 | 4,103 | 4,237 | 3,870 | 14,995 |
| Del Norte..... | 2,408 | 630 | 631 | 601 | 2,260 | La Plata..... | 7,016 | 1,714 | 1,732 | 1,689 | 6,518 |
| Eldorado..... | 8,986 | 2,634 | 2,656 | 2,544 | 8,347 | Larimer..... | 12,168 | 2,778 | 2,836 | 2,774 | 11,810 |
| Fresno..... | 37,862 | 8,002 | 8,385 | 7,782 | 33,914 | Las Animas..... | 21,842 | 4,850 | 5,005 | 4,853 | 20,915 |
| Glenn..... | 5,150 | 1,059 | 1,074 | 1,014 | 4,722 | Lincoln..... | 926 | 196 | 205 | 195 | 881 |
| Humboldt..... | 27,104 | 6,137 | 6,245 | 5,994 | 24,884 | Logan..... | 3,292 | 683 | 693 | 660 | 3,024 |
| Inyo..... | 4,377 | 1,233 | 1,242 | 1,162 | 4,058 | Mesa..... | 9,267 | 2,124 | 2,158 | 2,083 | 8,676 |
| Kern..... | 16,480 | 4,001 | 4,093 | 3,724 | 13,869 | Mineral..... | 1,913 | 614 | 618 | 570 | 1,729 |
| Kings..... | 9,871 | 2,083 | 2,160 | 2,049 | 9,095 | Montezuma..... | 3,058 | 759 | 759 | 755 | 3,087 |
| Lake..... | 6,017 | 1,494 | 1,503 | 1,465 | 5,669 | Montrose..... | 4,585 | 1,120 | 1,141 | 1,132 | 4,492 |
| Lassen..... | 4,511 | 1,103 | 1,124 | 1,065 | 4,218 | Morgan..... | 3,263 | 674 | 689 | 663 | 3,086 |
| Los Angeles..... | 170,298 | 39,332 | 42,433 | 40,940 | 155,446 | Otero..... | 11,522 | 2,404 | 2,481 | 2,421 | 11,061 |
| Madera..... | 6,364 | 1,304 | 1,333 | 1,253 | 5,523 | Ouray..... | 4,731 | 1,230 | 1,238 | 1,165 | 3,394 |
| Marin..... | 15,702 | 2,907 | 2,963 | 2,747 | 12,316 | Park..... | 2,993 | 797 | 805 | 727 | 2,523 |
| Mariposa..... | 4,720 | 1,269 | 1,302 | 1,217 | 4,212 | Phillips..... | 1,533 | 352 | 359 | 353 | 1,563 |
| Mendocino..... | 20,465 | 4,693 | 4,778 | 4,498 | 17,565 | Pitkin..... | 7,020 | 1,750 | 1,782 | 1,664 | 6,295 |
| Merced..... | 9,215 | 1,903 | 1,933 | 1,839 | 8,390 | Prowers..... | 3,766 | 774 | 797 | 783 | 3,623 |
| Modoc..... | 5,076 | 1,133 | 1,176 | 1,140 | 4,830 | Pueblo..... | 34,443 | 6,928 | 7,415 | 7,066 | 30,683 |
| Mono..... | 2,167 | 595 | 614 | 533 | 1,791 | Rio Blanco..... | 1,690 | 432 | 432 | 423 | 1,640 |
| Monterey..... | 19,380 | 4,565 | 4,622 | 4,261 | 17,394 | Rio Grande..... | 4,080 | 963 | 995 | 969 | 3,310 |
| Napa..... | 16,451 | 3,423 | 3,532 | 3,337 | 13,233 | Routt..... | 3,661 | 996 | 1,001 | 960 | 3,517 |
| Nevada..... | 17,789 | 4,181 | 4,279 | 4,025 | 15,475 | Saguache..... | 3,353 | 1,033 | 1,062 | 1,033 | 3,715 |
| Orange..... | 19,696 | 4,689 | 4,808 | 4,723 | 19,071 | San Juan..... | 2,342 | 560 | 560 | 479 | 1,422 |
| Placer..... | 15,786 | 3,840 | 3,948 | 3,681 | 13,827 | San Miguel..... | 5,379 | 1,215 | 1,235 | 1,081 | 3,359 |
| Plumas..... | 4,657 | 1,224 | 1,233 | 1,165 | 4,141 | Sedgwick..... | 971 | 229 | 234 | 229 | 986 |
| Riverside..... | 17,897 | 4,238 | 4,471 | 4,353 | 16,881 | Summit..... | 2,744 | 814 | 818 | 705 | 2,182 |
| Sacramento..... | 45,515 | 9,293 | 10,072 | 9,439 | 40,170 | Teller..... | 29,002 | 7,684 | 7,988 | 7,372 | 25,441 |
| San Benito..... | 6,633 | 1,636 | 1,677 | 1,635 | 6,234 | Washington..... | 1,241 | 279 | 279 | 275 | 1,200 |
| San Bernardino..... | 27,929 | 6,969 | 7,148 | 6,841 | 25,480 | Weld..... | 16,803 | 3,494 | 3,617 | 3,559 | 16,444 |
| San Diego..... | 35,090 | 8,786 | 9,214 | 8,951 | 32,617 | Yuma..... | 1,729 | 422 | 426 | 416 | 1,684 |
| San Francisco..... | 342,732 | 53,323 | 71,697 | 67,592 | 288,747 | Connecticut..... | | | | | |
| San Joaquin..... | 35,452 | 7,086 | 7,337 | 6,994 | 30,243 | Fairfield..... | 184,203 | 34,581 | 42,015 | 41,473 | 173,255 |
| San Luis Obispo..... | 16,637 | 3,845 | 3,866 | 3,740 | 15,907 | Hartford..... | 195,480 | 30,896 | 42,749 | 41,946 | 184,689 |
| San Mateo..... | 12,094 | 2,417 | 2,462 | 2,313 | 10,708 | Litchfield..... | 63,672 | 13,197 | 14,668 | 14,483 | 61,412 |
| Santa Barbara..... | 18,934 | 4,371 | 4,456 | 4,211 | 16,315 | Middlesex..... | 41,760 | 8,438 | 9,359 | 9,247 | 37,923 |
| Santa Clara..... | 60,216 | 13,256 | 13,729 | 13,292 | 54,910 | New Haven..... | 269,163 | 42,232 | 58,619 | 57,884 | 259,697 |
| Santa Cruz..... | 21,512 | 5,596 | 5,645 | 5,372 | 19,499 | New London..... | 82,753 | 16,121 | 19,452 | 19,208 | 80,463 |
| Shasta..... | 17,318 | 4,553 | 4,760 | 4,264 | 14,733 | Tolland..... | 24,523 | 5,125 | 6,016 | 5,968 | 24,033 |
| Sierra..... | 4,017 | 1,105 | 1,111 | 1,002 | 3,341 | Windham..... | 46,861 | 9,037 | 10,546 | 10,431 | 45,161 |
| Siskiyou..... | 16,962 | 4,138 | 4,212 | 3,743 | 14,532 | Delaware..... | | | | | |
| Solano..... | 24,143 | 4,909 | 5,137 | 4,731 | 20,481 | Kent..... | 32,762 | 7,302 | 7,396 | 7,356 | 32,303 |
| Sonoma..... | 38,480 | 8,808 | 8,938 | 8,643 | 35,924 | Newcastle..... | 109,697 | 21,448 | 22,467 | 22,124 | 105,676 |
| Stanislaus..... | 9,550 | 2,196 | 2,214 | 2,126 | 9,045 | Sussex..... | 42,276 | 9,441 | 9,533 | 9,527 | 41,849 |
| Sutter..... | 5,886 | 1,240 | 1,262 | 1,203 | 5,544 | District of Columbia..... | | | | | |
| Tehama..... | 10,996 | 2,449 | 2,517 | 2,363 | 9,796 | The District..... | 273,718 | 49,335 | 56,678 | 55,465 | 261,233 |
| Trinity..... | 4,333 | 1,191 | 1,204 | 1,063 | 3,530 | Florida..... | | | | | |
| Tulare..... | 18,375 | 4,190 | 4,250 | 4,143 | 17,530 | Alachua..... | 32,245 | 6,872 | 7,045 | 6,316 | 30,325 |
| Tuolumne..... | 11,166 | 2,781 | 2,881 | 2,657 | 9,623 | Baker..... | 4,516 | 862 | 865 | 816 | 4,319 |
| Ventura..... | 14,367 | 3,507 | 3,543 | 3,403 | 13,323 | Bradford..... | 10,295 | 2,139 | 2,161 | 2,076 | 9,992 |
| Yolo..... | 13,613 | 3,140 | 3,224 | 3,063 | 12,586 | Brevard..... | 5,158 | 1,402 | 1,409 | 1,353 | 4,909 |
| Yuba..... | 8,620 | 1,876 | 1,928 | 1,732 | 7,330 | Calhoun..... | 5,132 | 1,244 | 1,244 | 1,181 | 4,903 |
| Colorado..... | | | | | | Citrus..... | | | | | |
| Arapahoe..... | 153,017 | 31,107 | 34,994 | 33,975 | 139,779 | Clay..... | 5,391 | 1,171 | 1,188 | 1,075 | 4,366 |
| Archuleta..... | 2,117 | 471 | 483 | 474 | 2,012 | Columbia..... | 5,635 | 1,204 | 1,214 | 1,170 | 5,402 |
| Baca..... | 759 | 175 | 176 | 172 | 749 | Dade..... | 17,094 | 3,164 | 3,237 | 3,162 | 16,501 |
| Bent..... | 3,049 | 653 | 677 | 633 | 2,906 | Dade..... | 4,955 | 1,455 | 1,478 | 1,404 | 4,636 |
| Boulder..... | 21,544 | 5,141 | 5,382 | 5,243 | 20,824 | De Soto..... | 8,047 | 1,679 | 1,685 | 1,625 | 7,716 |
| Chaffee..... | 7,085 | 1,604 | 1,646 | 1,559 | 6,265 | Duval..... | 39,733 | 8,838 | 9,760 | 9,464 | 37,701 |
| Cheyenne..... | 501 | 104 | 110 | 109 | 490 | Escambia..... | 28,313 | 5,911 | 6,233 | 6,100 | 27,103 |
| Clear Creek..... | 7,082 | 1,935 | 1,950 | 1,824 | 6,470 | Franklin..... | 4,890 | 1,093 | 1,133 | 1,093 | 4,613 |
| Conejos..... | 8,794 | 1,818 | 1,887 | 1,864 | 8,670 | Gadsden..... | 15,294 | 2,833 | 2,908 | 2,908 | 14,466 |
| Costilla..... | 4,632 | 1,022 | 1,035 | 1,023 | 4,594 | Hamilton..... | 11,881 | 2,244 | 2,260 | 2,133 | 11,153 |
| Custer..... | 2,937 | 740 | 775 | 761 | 2,867 | | | | | | |
| Delta..... | 5,487 | 1,277 | 1,297 | 1,288 | 5,431 | | | | | | |
| Dolores..... | 1,134 | 305 | 316 | 255 | 899 | | | | | | |
| Douglas..... | 3,120 | 742 | 744 | 728 | 2,937 | | | | | | |
| Eagle..... | 3,003 | 789 | 799 | 748 | 2,740 | | | | | | |

STATISTICS OF POPULATION.

TABLE 103.—POPULATION, DWELLINGS, AND FAMILIES, BY COUNTIES: 1900—Continued.

| COUNTIES. | Total population. | Total dwellings. | Total families. | PRIVATE FAMILIES. | | COUNTIES. | Total population. | Total dwellings. | Total families. | PRIVATE FAMILIES. | |
|--------------------|-------------------|------------------|-----------------|-------------------|-------------|--------------------|-------------------|------------------|-----------------|-------------------|-------------|
| | | | | Number. | Population. | | | | | Number. | Population. |
| Florida—Continued. | | | | | | Georgia—Continued. | | | | | |
| Hernando | 3,638 | 850 | 853 | 757 | 3,256 | Fulton | 117,363 | 21,833 | 26,161 | 25,739 | 111,283 |
| Hillsboro | 36,013 | 7,651 | 8,032 | 7,775 | 34,261 | Gilmer | 10,198 | 1,924 | 1,957 | 1,952 | 10,159 |
| Holmes | 7,762 | 1,549 | 1,555 | 1,519 | 7,603 | Glascocok | 4,516 | 915 | 917 | 916 | 4,508 |
| Jackson | 23,377 | 4,805 | 4,847 | 4,797 | 23,215 | Glynn | 14,317 | 3,223 | 3,595 | 3,467 | 13,703 |
| Jefferson | 16,195 | 3,434 | 3,468 | 3,452 | 16,123 | Gordon | 14,119 | 2,659 | 2,707 | 2,699 | 14,036 |
| Lafayette | 4,987 | 1,046 | 1,068 | 1,007 | 4,807 | Greene | 16,542 | 3,368 | 3,413 | 3,391 | 16,444 |
| Lake | 7,467 | 1,816 | 1,842 | 1,788 | 7,263 | Gwinnett | 25,585 | 4,558 | 4,568 | 4,940 | 25,448 |
| Lee | 3,071 | 696 | 718 | 699 | 2,933 | Habersham | 13,604 | 2,689 | 2,738 | 2,717 | 13,450 |
| Leon | 19,887 | 4,348 | 4,450 | 4,402 | 19,707 | Hall | 20,752 | 4,024 | 4,172 | 4,140 | 20,526 |
| Levy | 8,603 | 1,852 | 1,916 | 1,854 | 8,239 | Hancock | 18,277 | 3,420 | 3,439 | 3,426 | 18,222 |
| Liberty | 2,956 | 662 | 670 | 640 | 2,854 | Haralson | 11,922 | 2,408 | 2,419 | 2,412 | 11,869 |
| Madison | 15,446 | 3,043 | 3,099 | 3,073 | 15,351 | Harris | 18,009 | 3,631 | 3,561 | 3,560 | 17,974 |
| Manatee | 4,663 | 1,055 | 1,061 | 1,023 | 4,526 | Hart | 14,492 | 2,728 | 2,773 | 2,768 | 14,444 |
| Marion | 24,403 | 5,326 | 5,414 | 5,281 | 23,443 | Heard | 11,177 | 2,145 | 2,174 | 2,171 | 11,165 |
| Monroe | 18,006 | 3,931 | 4,113 | 4,055 | 17,520 | Henry | 18,602 | 3,509 | 3,536 | 3,529 | 18,548 |
| Nassau | 9,654 | 2,029 | 2,154 | 2,068 | 9,266 | Houston | 22,641 | 4,698 | 4,944 | 4,906 | 22,436 |
| Orange | 11,374 | 2,807 | 2,894 | 2,831 | 11,041 | Irwin | 13,645 | 2,961 | 2,972 | 2,914 | 13,364 |
| Osceola | 3,444 | 710 | 711 | 695 | 3,376 | Jackson | 24,039 | 4,581 | 4,652 | 4,637 | 23,923 |
| Pasco | 6,054 | 1,394 | 1,409 | 1,272 | 5,631 | Jasper | 15,033 | 3,084 | 3,109 | 3,090 | 14,943 |
| Polk | 12,472 | 2,623 | 2,674 | 2,524 | 11,631 | Jefferson | 18,212 | 3,602 | 3,664 | 3,651 | 18,133 |
| Putnam | 11,641 | 2,688 | 2,768 | 2,714 | 11,278 | Johnson | 11,409 | 2,182 | 2,219 | 2,202 | 11,340 |
| St. John | 9,165 | 2,203 | 2,304 | 2,236 | 8,844 | Jones | 13,358 | 2,538 | 2,620 | 2,602 | 13,310 |
| Santa Rosa | 10,293 | 2,085 | 2,099 | 2,049 | 10,101 | Laurens | 25,908 | 4,836 | 4,872 | 4,831 | 25,609 |
| Sumter | 6,187 | 1,420 | 1,428 | 1,363 | 5,897 | Lee | 10,344 | 2,480 | 2,580 | 2,509 | 10,275 |
| Suwanee | 14,554 | 2,585 | 2,919 | 2,860 | 14,329 | Liberty | 13,093 | 2,536 | 2,582 | 2,562 | 13,017 |
| Taylor | 3,999 | 750 | 767 | 758 | 3,964 | Lincoln | 7,156 | 1,360 | 1,384 | 1,378 | 7,125 |
| Volusia | 10,003 | 2,529 | 2,545 | 2,477 | 9,709 | Lowndes | 20,036 | 3,995 | 4,073 | 3,988 | 19,544 |
| Wakulla | 5,149 | 1,113 | 1,122 | 1,093 | 5,044 | Lumpkin | 7,433 | 1,373 | 1,429 | 1,424 | 7,360 |
| Walton | 9,346 | 2,054 | 2,077 | 2,051 | 9,209 | McDuffie | 9,804 | 1,949 | 2,009 | 1,995 | 9,744 |
| Washington | 10,154 | 2,124 | 2,154 | 2,079 | 9,874 | McIntosh | 6,537 | 1,417 | 1,473 | 1,432 | 6,304 |
| Georgia | 2,216,331 | 436,153 | 455,557 | 450,712 | 2,177,305 | Macon | 14,093 | 2,961 | 2,975 | 2,949 | 13,976 |
| Appling | 12,336 | 2,365 | 2,382 | 2,316 | 12,000 | Madison | 13,224 | 2,583 | 2,612 | 2,602 | 13,191 |
| Baker | 6,704 | 1,453 | 1,468 | 1,435 | 6,541 | Marion | 10,080 | 1,965 | 1,979 | 1,973 | 10,044 |
| Baldwin | 17,768 | 3,061 | 3,171 | 3,153 | 14,542 | Meriwether | 23,339 | 4,485 | 4,599 | 4,572 | 23,228 |
| Banks | 10,545 | 2,015 | 2,056 | 2,051 | 10,516 | Miller | 6,319 | 1,303 | 1,304 | 1,287 | 6,212 |
| Bartow | 20,823 | 3,995 | 4,041 | 4,021 | 20,561 | Milton | 6,763 | 1,315 | 1,322 | 1,320 | 6,740 |
| Berrien | 19,440 | 3,999 | 4,141 | 4,049 | 19,027 | Mitchell | 14,767 | 2,934 | 2,966 | 2,942 | 14,649 |
| Bibb | 50,473 | 10,160 | 11,821 | 11,679 | 48,675 | Monroe | 20,632 | 4,007 | 4,049 | 4,023 | 20,550 |
| Brooks | 18,606 | 3,537 | 3,552 | 3,516 | 18,339 | Montgomery | 16,359 | 3,056 | 3,083 | 3,019 | 16,089 |
| Bryan | 6,122 | 1,216 | 1,269 | 1,246 | 6,034 | Morgan | 15,813 | 3,384 | 3,452 | 3,424 | 15,657 |
| Bulloch | 21,377 | 4,056 | 4,097 | 3,992 | 20,893 | Murray | 8,623 | 1,593 | 1,603 | 1,601 | 8,610 |
| Burke | 30,165 | 6,923 | 7,005 | 6,945 | 29,914 | Muscogee | 29,336 | 5,879 | 6,604 | 6,545 | 29,237 |
| Butts | 12,805 | 2,479 | 2,572 | 2,562 | 12,720 | Newton | 16,734 | 3,248 | 3,333 | 3,317 | 16,534 |
| Calhoun | 9,274 | 1,984 | 1,990 | 1,977 | 9,203 | Oconee | 8,602 | 1,741 | 1,757 | 1,745 | 8,535 |
| Camden | 7,669 | 1,690 | 1,700 | 1,682 | 7,527 | Oglethorpe | 17,831 | 3,442 | 3,476 | 3,445 | 17,671 |
| Campbell | 9,518 | 1,733 | 1,822 | 1,813 | 9,458 | Paulding | 12,969 | 2,478 | 2,513 | 2,511 | 12,952 |
| Carroll | 26,576 | 5,115 | 5,167 | 5,157 | 26,495 | Pickens | 8,641 | 1,659 | 1,685 | 1,680 | 8,605 |
| Catoosa | 5,823 | 1,099 | 1,115 | 1,113 | 5,818 | Pierce | 8,100 | 1,504 | 1,505 | 1,469 | 7,953 |
| Charlton | 3,592 | 675 | 675 | 656 | 3,485 | Pike | 18,761 | 3,618 | 3,729 | 3,714 | 18,694 |
| Chatham | 71,239 | 14,087 | 17,360 | 16,847 | 67,012 | Polk | 17,856 | 3,233 | 3,404 | 3,354 | 17,490 |
| Chattahoochee | 5,790 | 1,167 | 1,170 | 1,162 | 5,755 | Pulaski | 18,489 | 3,865 | 3,960 | 3,913 | 18,296 |
| Chattooga | 12,952 | 2,376 | 2,400 | 2,391 | 12,879 | Putnam | 13,436 | 2,631 | 2,661 | 2,646 | 13,346 |
| Cherokee | 15,243 | 2,850 | 2,878 | 2,878 | 15,181 | Quitman | 4,701 | 956 | 953 | 953 | 4,690 |
| Clarke | 17,708 | 3,400 | 3,691 | 3,648 | 17,032 | Rabun | 6,285 | 1,181 | 1,187 | 1,183 | 6,269 |
| Clay | 8,568 | 1,734 | 1,748 | 1,742 | 8,541 | Randolph | 16,847 | 3,373 | 3,459 | 3,449 | 16,784 |
| Clayton | 9,598 | 1,845 | 1,859 | 1,854 | 9,539 | Richmond | 53,735 | 11,139 | 13,099 | 12,936 | 51,950 |
| Clinch | 8,732 | 1,841 | 1,862 | 1,741 | 7,945 | Rockdale | 7,515 | 1,508 | 1,523 | 1,523 | 7,491 |
| Cobb | 24,664 | 4,790 | 5,016 | 4,991 | 24,425 | Schley | 5,499 | 1,092 | 1,106 | 1,104 | 5,490 |
| Coffee | 16,169 | 3,291 | 3,317 | 3,226 | 15,813 | Screven | 19,252 | 3,791 | 3,813 | 3,773 | 19,037 |
| Colquitt | 13,636 | 2,730 | 2,770 | 2,673 | 13,240 | Spalding | 17,619 | 3,258 | 3,383 | 3,359 | 17,391 |
| Columbia | 10,653 | 2,069 | 2,088 | 2,073 | 10,611 | Stewart | 15,856 | 3,092 | 3,129 | 3,111 | 15,784 |
| Coweta | 24,980 | 4,891 | 4,997 | 4,962 | 24,754 | Sumter | 26,212 | 5,504 | 5,772 | 5,726 | 25,959 |
| Crawford | 10,368 | 2,006 | 2,007 | 1,997 | 10,338 | Talbot | 12,197 | 2,348 | 2,432 | 2,417 | 12,143 |
| Dade | 4,578 | 823 | 871 | 868 | 4,383 | Taliaferro | 7,912 | 1,579 | 1,596 | 1,590 | 7,883 |
| Dawson | 5,442 | 1,030 | 1,038 | 1,036 | 5,427 | Tattnall | 20,419 | 3,924 | 4,004 | 3,917 | 20,079 |
| Decatur | 29,464 | 5,823 | 5,831 | 5,804 | 29,008 | Taylor | 9,846 | 1,937 | 1,944 | 1,934 | 9,782 |
| Dekalb | 21,112 | 4,254 | 4,345 | 4,322 | 20,766 | Telfair | 10,083 | 1,872 | 1,876 | 1,846 | 9,966 |
| Dodge | 13,975 | 2,734 | 2,737 | 2,737 | 13,880 | Terrill | 19,023 | 3,737 | 3,842 | 3,814 | 18,906 |
| Dooly | 26,567 | 5,556 | 5,732 | 5,647 | 26,022 | Thomas | 31,076 | 6,497 | 6,624 | 6,561 | 30,744 |
| Dougherty | 13,679 | 3,366 | 3,542 | 3,494 | 13,408 | Towns | 4,748 | 837 | 869 | 865 | 4,679 |
| Douglas | 8,745 | 1,692 | 1,725 | 1,719 | 8,701 | Troup | 24,002 | 4,706 | 4,871 | 4,843 | 23,831 |
| Early | 14,828 | 2,909 | 2,962 | 2,933 | 14,530 | Twiggs | 8,716 | 1,732 | 1,793 | 1,783 | 8,705 |
| Echols | 3,209 | 591 | 605 | 582 | 3,081 | Union | 8,481 | 1,552 | 1,569 | 1,568 | 8,470 |
| Efingham | 8,334 | 1,673 | 1,700 | 1,633 | 8,223 | Upson | 13,670 | 2,638 | 2,692 | 2,672 | 13,531 |
| Elbert | 19,729 | 3,692 | 3,769 | 3,732 | 19,416 | Walker | 15,661 | 3,015 | 3,039 | 3,003 | 15,230 |
| Emanuel | 21,279 | 4,106 | 4,194 | 4,107 | 20,368 | Walton | 20,942 | 4,094 | 4,148 | 4,133 | 20,795 |
| Fannin | 11,214 | 2,100 | 2,135 | 2,120 | 11,074 | Ware | 13,761 | 2,733 | 2,780 | 2,711 | 13,295 |
| Fayette | 10,114 | 1,915 | 1,913 | 1,913 | 10,093 | Warren | 11,463 | 2,321 | 2,396 | 2,333 | 11,402 |
| Floyd | 33,113 | 6,322 | 6,618 | 6,564 | 32,419 | Washington | 28,227 | 5,559 | 5,636 | 5,600 | 27,976 |
| Forsyth | 11,550 | 2,188 | 2,200 | 2,197 | 11,525 | Wayne | 9,449 | 1,742 | 1,755 | 1,731 | 9,323 |
| Franklin | 17,700 | 3,268 | 3,321 | 3,312 | 17,607 | Webster | 6,618 | 1,372 | 1,392 | 1,386 | 6,584 |
| | | | | | | White | 5,912 | 1,068 | 1,085 | 1,084 | 5,910 |
| | | | | | | Whitfield | 14,509 | 2,774 | 2,899 | 2,890 | 14,440 |

DWELLINGS AND FAMILIES.

TABLE 103.—POPULATION, DWELLINGS, AND FAMILIES, BY COUNTIES: 1900—Continued.

| COUNTIES. | Total population. | Total dwellings. | Total families. | PRIVATE FAMILIES. | | COUNTIES. | Total population. | Total dwellings. | Total families. | PRIVATE FAMILIES. | |
|---------------------|-------------------|------------------|-----------------|---------------------|-------------|------------------|-------------------|------------------|-----------------|-------------------|-------------|
| | | | | Number. | Population. | | | | | Number. | Population. |
| Georgia—Continued. | | | | Illinois—Continued. | | | | | | | |
| Wilcox..... | 11,097 | 2,203 | 2,221 | 2,167 | 10,775 | Kankakee..... | 37,154 | 7,247 | 7,499 | 7,427 | 33,869 |
| Wilkes..... | 20,866 | 4,332 | 4,354 | 4,324 | 20,593 | Kendall..... | 11,467 | 2,627 | 2,643 | 2,634 | 11,395 |
| Wilkinson..... | 11,440 | 2,219 | 2,249 | 2,237 | 11,398 | Knox..... | 43,612 | 9,757 | 10,215 | 10,111 | 42,562 |
| Worth..... | 18,664 | 3,849 | 3,894 | 3,815 | 18,107 | Lake..... | 34,504 | 6,885 | 7,315 | 7,174 | 32,609 |
| | | | | | | Lasalle..... | 87,776 | 18,070 | 13,607 | 18,434 | 85,782 |
| Hawaii..... | 154,001 | 32,366 | 36,922 | 29,763 | 110,306 | Lawrence..... | 16,523 | 3,521 | 3,373 | 3,556 | 16,401 |
| Hawaii island..... | 46,843 | 11,085 | 12,429 | 9,843 | 33,483 | Lee..... | 29,894 | 6,426 | 6,631 | 6,571 | 29,232 |
| Kauai island..... | 20,562 | 4,775 | 5,160 | 3,943 | 13,343 | Livingston..... | 42,085 | 8,614 | 8,722 | 8,658 | 40,170 |
| Lanai island..... | 25,416 | 5,760 | 6,342 | 4,960 | 17,721 | Logan..... | 28,680 | 5,705 | 5,831 | 5,774 | 27,095 |
| Maui island..... | 2,504 | 593 | 705 | 660 | 2,032 | McDonough..... | 28,412 | 6,517 | 6,613 | 6,579 | 28,169 |
| Molokai island..... | 172 | 32 | 32 | 32 | 172 | McHenry..... | 29,759 | 6,457 | 6,545 | 6,486 | 29,086 |
| Niihau island..... | 58,504 | 10,121 | 12,254 | 10,325 | 43,555 | McLean..... | 67,843 | 14,533 | 15,033 | 14,873 | 65,849 |
| Oahu island..... | | | | | | Macon..... | 44,003 | 9,633 | 10,051 | 9,956 | 43,127 |
| | | | | | | Macoupin..... | 42,256 | 9,079 | 9,301 | 9,245 | 41,821 |
| Idaho..... | 161,772 | 36,487 | 37,491 | 35,819 | 149,871 | Madison..... | 64,694 | 12,417 | 13,191 | 12,995 | 62,357 |
| Ada..... | 11,559 | 2,361 | 2,498 | 2,397 | 10,265 | Marion..... | 30,446 | 6,557 | 6,705 | 6,643 | 29,959 |
| Bannock..... | 11,702 | 2,296 | 2,399 | 2,290 | 10,741 | Marshall..... | 16,370 | 3,522 | 3,588 | 3,552 | 16,070 |
| Bear Lake..... | 7,051 | 1,332 | 1,355 | 1,327 | 6,903 | Mason..... | 17,491 | 3,844 | 3,886 | 3,861 | 17,309 |
| Bingham..... | 10,447 | 2,040 | 2,071 | 2,028 | 9,847 | Massac..... | 13,110 | 2,806 | 2,911 | 2,898 | 13,026 |
| Blaine..... | 4,900 | 1,200 | 1,266 | 1,203 | 4,614 | Menard..... | 14,336 | 3,025 | 3,093 | 3,081 | 14,202 |
| Boise..... | 4,174 | 1,191 | 1,262 | 1,161 | 3,686 | Mercer..... | 20,945 | 4,680 | 4,768 | 4,741 | 20,746 |
| Canyon..... | 7,497 | 1,637 | 1,692 | 1,635 | 7,227 | Monroe..... | 13,847 | 2,687 | 2,810 | 2,791 | 13,702 |
| Cassia..... | 3,951 | 711 | 725 | 718 | 3,907 | Montgomery..... | 30,836 | 6,826 | 6,950 | 6,910 | 30,540 |
| Custer..... | 2,049 | 753 | 766 | 717 | 1,879 | Morgan..... | 35,006 | 7,181 | 7,411 | 7,324 | 32,003 |
| Elmore..... | 2,286 | 661 | 677 | 622 | 2,013 | Moultrie..... | 15,224 | 3,301 | 3,344 | 3,328 | 15,073 |
| Fremont..... | 12,821 | 2,412 | 2,434 | 2,392 | 12,472 | Ogle..... | 29,129 | 6,556 | 6,713 | 6,667 | 28,738 |
| Idaho..... | 9,121 | 2,469 | 2,491 | 2,380 | 3,580 | Peoria..... | 88,608 | 17,895 | 19,085 | 18,716 | 83,756 |
| Kootenai..... | 10,216 | 2,526 | 2,574 | 2,404 | 9,136 | Perry..... | 19,330 | 4,199 | 4,257 | 4,233 | 19,602 |
| Latah..... | 13,451 | 2,918 | 2,935 | 2,897 | 13,131 | Piatt..... | 17,706 | 3,846 | 3,872 | 3,854 | 17,498 |
| Lemhi..... | 3,446 | 1,055 | 1,094 | 1,041 | 3,204 | Pike..... | 31,595 | 7,148 | 7,285 | 7,245 | 31,236 |
| Lincoln..... | 1,784 | 362 | 371 | 345 | 1,614 | Pope..... | 13,585 | 2,656 | 2,686 | 2,673 | 13,524 |
| Nez Perce..... | 13,748 | 3,410 | 3,463 | 3,383 | 13,327 | Pulaski..... | 14,554 | 3,013 | 3,129 | 3,105 | 14,295 |
| Oneida..... | 3,933 | 1,633 | 1,668 | 1,663 | 3,900 | Putnam..... | 4,746 | 1,000 | 1,014 | 1,009 | 4,651 |
| Owyhee..... | 3,804 | 1,017 | 1,042 | 941 | 3,013 | Randolph..... | 28,001 | 5,423 | 5,587 | 5,527 | 26,436 |
| Shoshone..... | 11,950 | 2,932 | 3,114 | 2,753 | 9,016 | Richardson..... | 16,391 | 3,511 | 3,605 | 3,592 | 16,267 |
| Washington..... | 6,832 | 1,571 | 1,599 | 1,517 | 6,396 | Rock Island..... | 55,249 | 10,894 | 11,934 | 11,776 | 52,887 |
| | | | | | | St. Clair..... | 86,685 | 16,844 | 18,098 | 17,801 | 83,471 |
| Illinois..... | 4,821,550 | 845,836 | 1,086,158 | 1,024,189 | 4,664,631 | Saline..... | 21,685 | 4,364 | 4,462 | 4,444 | 21,560 |
| Adams..... | 67,053 | 13,771 | 14,760 | 14,593 | 63,293 | Sangamon..... | 71,593 | 14,754 | 15,497 | 15,301 | 69,541 |
| Alexander..... | 19,384 | 4,058 | 4,520 | 4,395 | 18,496 | Schuyler..... | 16,129 | 3,507 | 3,579 | 3,563 | 16,032 |
| Bond..... | 16,078 | 3,429 | 3,497 | 3,483 | 15,987 | Scott..... | 10,455 | 2,281 | 2,311 | 2,303 | 10,391 |
| Boone..... | 15,791 | 3,557 | 3,656 | 3,615 | 15,454 | Shelby..... | 32,126 | 6,946 | 7,022 | 6,993 | 31,919 |
| Brown..... | 11,557 | 2,621 | 2,663 | 2,650 | 11,471 | Stark..... | 10,186 | 2,314 | 2,337 | 2,339 | 10,064 |
| Bureau..... | 41,112 | 8,543 | 8,763 | 8,650 | 40,013 | Stephenson..... | 34,933 | 7,785 | 8,016 | 7,956 | 34,189 |
| Calhoun..... | 8,917 | 1,804 | 1,819 | 1,797 | 8,771 | Tazewell..... | 33,221 | 7,052 | 7,179 | 7,179 | 32,796 |
| Carroll..... | 18,963 | 4,316 | 4,425 | 4,393 | 18,702 | Union..... | 22,610 | 4,301 | 4,382 | 4,368 | 21,063 |
| Cass..... | 17,222 | 3,740 | 3,851 | 3,822 | 16,965 | Vermillion..... | 65,635 | 13,774 | 14,375 | 14,208 | 62,963 |
| Champaign..... | 47,622 | 10,252 | 10,611 | 10,466 | 46,633 | Wabash..... | 12,583 | 2,640 | 2,745 | 2,734 | 12,501 |
| Christian..... | 32,790 | 7,063 | 7,174 | 7,136 | 32,481 | Warren..... | 23,163 | 5,233 | 5,341 | 5,291 | 22,812 |
| Clark..... | 24,033 | 5,366 | 5,441 | 5,416 | 23,858 | Washington..... | 19,526 | 3,972 | 4,044 | 4,018 | 19,339 |
| Clay..... | 19,553 | 4,186 | 4,292 | 4,263 | 19,381 | Wayne..... | 27,626 | 5,657 | 5,715 | 5,703 | 27,584 |
| Clinton..... | 19,824 | 3,807 | 3,969 | 3,937 | 19,556 | White..... | 25,386 | 5,319 | 5,400 | 5,365 | 25,191 |
| Coles..... | 34,146 | 7,316 | 7,560 | 7,514 | 33,783 | Whiteside..... | 34,710 | 7,622 | 7,791 | 7,718 | 34,030 |
| Cook..... | 1,838,735 | 219,632 | 337,816 | 331,492 | 1,758,708 | Will..... | 74,764 | 14,168 | 15,282 | 15,131 | 71,764 |
| Crawford..... | 19,240 | 4,139 | 4,227 | 4,217 | 19,156 | Williamson..... | 27,796 | 5,603 | 5,763 | 5,732 | 27,567 |
| Cumberland..... | 16,124 | 3,541 | 3,571 | 3,562 | 16,055 | Winnebago..... | 47,845 | 9,904 | 11,200 | 11,129 | 47,079 |
| Dekalb..... | 31,756 | 6,949 | 7,239 | 7,164 | 31,030 | Woodford..... | 21,822 | 4,643 | 4,698 | 4,654 | 21,391 |
| Dewitt..... | 18,972 | 4,048 | 4,201 | 4,159 | 18,623 | | | | | | |
| Douglas..... | 19,097 | 4,106 | 4,156 | 4,124 | 18,823 | Indiana..... | 2,516,462 | 552,495 | 571,513 | 567,072 | 2,460,026 |
| Dupage..... | 28,196 | 5,632 | 5,909 | 5,854 | 27,340 | Adams..... | 22,232 | 4,486 | 4,563 | 4,536 | 21,940 |
| Edgar..... | 28,273 | 6,262 | 6,381 | 6,355 | 27,340 | Allen..... | 77,270 | 16,067 | 16,712 | 16,552 | 74,798 |
| Edwards..... | 10,345 | 2,298 | 2,316 | 2,311 | 10,317 | Bartholomew..... | 24,594 | 5,668 | 5,730 | 5,705 | 24,283 |
| Effingham..... | 20,465 | 4,300 | 4,333 | 4,312 | 20,273 | Benton..... | 13,123 | 2,815 | 2,826 | 2,802 | 12,945 |
| Fayette..... | 28,065 | 5,830 | 5,965 | 5,936 | 27,820 | Blackford..... | 17,213 | 3,933 | 4,030 | 3,994 | 16,933 |
| Ford..... | 18,359 | 3,793 | 3,854 | 3,839 | 18,167 | Boone..... | 26,321 | 6,113 | 6,226 | 6,207 | 26,162 |
| Franklin..... | 19,675 | 3,929 | 3,976 | 3,965 | 19,570 | Brown..... | 9,727 | 2,007 | 2,021 | 2,018 | 9,686 |
| Fulton..... | 46,201 | 10,537 | 10,715 | 10,664 | 45,909 | Carroll..... | 19,953 | 4,475 | 4,580 | 4,564 | 19,339 |
| Gallatin..... | 15,836 | 3,146 | 3,202 | 3,183 | 15,655 | Cass..... | 34,545 | 7,659 | 7,925 | 7,825 | 33,013 |
| Greene..... | 23,402 | 5,046 | 5,123 | 5,101 | 23,190 | Clark..... | 31,835 | 6,684 | 6,950 | 6,913 | 30,530 |
| Grundy..... | 24,186 | 4,879 | 4,949 | 4,911 | 23,741 | Clay..... | 34,285 | 7,233 | 7,423 | 7,381 | 33,975 |
| Hamilton..... | 20,197 | 4,037 | 4,160 | 4,149 | 20,106 | Clinton..... | 28,202 | 6,548 | 6,698 | 6,654 | 27,834 |
| Hancock..... | 32,215 | 7,690 | 7,754 | 7,716 | 31,896 | Crawford..... | 13,476 | 2,767 | 2,821 | 2,811 | 13,370 |
| Hardin..... | 7,443 | 1,495 | 1,524 | 1,522 | 7,438 | Daviess..... | 29,914 | 5,998 | 6,160 | 6,127 | 29,433 |
| Henderson..... | 10,836 | 2,403 | 2,432 | 2,412 | 10,725 | Dearborn..... | 22,194 | 5,031 | 5,156 | 5,130 | 21,948 |
| Henry..... | 40,049 | 8,564 | 8,858 | 8,780 | 39,318 | Decatur..... | 19,513 | 4,602 | 4,684 | 4,662 | 19,316 |
| Iroquois..... | 38,014 | 8,060 | 8,139 | 8,087 | 37,465 | Dekalb..... | 25,711 | 6,089 | 6,278 | 6,226 | 25,278 |
| Jackson..... | 33,371 | 6,895 | 7,132 | 7,068 | 33,283 | Delaware..... | 49,624 | 10,924 | 11,422 | 11,281 | 48,486 |
| Jasper..... | 20,160 | 4,142 | 4,198 | 4,184 | 20,060 | Dubois..... | 20,357 | 3,854 | 3,950 | 3,923 | 20,126 |
| Jefferson..... | 28,133 | 5,842 | 5,954 | 5,919 | 27,873 | Elkhart..... | 45,052 | 10,754 | 11,090 | 11,021 | 44,437 |
| Jersey..... | 14,612 | 3,151 | 3,183 | 3,170 | 14,476 | Fayette..... | 13,495 | 3,196 | 3,246 | 3,219 | 13,214 |
| Jo Daviess..... | 24,533 | 5,481 | 5,668 | 5,630 | 24,191 | Floyd..... | 30,113 | 6,526 | 6,849 | 6,802 | 29,686 |
| Johnson..... | 15,667 | 3,099 | 3,117 | 3,109 | 15,608 | Fountain..... | 21,446 | 5,014 | 5,136 | 5,110 | 21,191 |
| Kane..... | 73,792 | 16,165 | 17,390 | 17,240 | 73,712 | Franklin..... | 16,388 | 3,657 | 3,724 | 3,707 | 15,709 |
| | | | | | | Fulton..... | 17,453 | 4,166 | 4,206 | 4,191 | 17,343 |

¹ Not separately returned.

STATISTICS OF POPULATION.

TABLE 103.—POPULATION, DWELLINGS, AND FAMILIES, BY COUNTIES: 1900—Continued.

| COUNTIES. | Total population. | Total dwellings. | Total families. | PRIVATE FAMILIES. | | COUNTIES. | Total population. | Total dwellings. | Total families. | PRIVATE FAMILIES. | |
|--|-------------------|------------------|-----------------|-------------------|-------------|--------------------|-------------------|------------------|-----------------|-------------------|-------------|
| | | | | Number. | Population. | | | | | Number. | Population. |
| Indiana—Continued. | | | | | | Iowa..... | | | | | |
| Gibson..... | 30,099 | 6,363 | 6,528 | 6,476 | 29,641 | Adair..... | 16,192 | 3,452 | 3,487 | 476,710 | 2,177,984 |
| Grant..... | 54,693 | 11,393 | 11,933 | 11,812 | 51,098 | Adams..... | 13,601 | 2,892 | 2,920 | 3,471 | 16,086 |
| Greene..... | 28,530 | 6,109 | 6,236 | 6,218 | 28,360 | Allamakee..... | 18,711 | 3,774 | 3,855 | 2,913 | 13,547 |
| Hamilton..... | 29,914 | 6,798 | 6,988 | 6,963 | 29,591 | Appanoose..... | 25,927 | 5,765 | 5,855 | 3,823 | 18,348 |
| Hancock..... | 19,189 | 4,485 | 4,551 | 4,539 | 19,029 | Audubon..... | 13,626 | 2,698 | 2,707 | 5,831 | 25,710 |
| Harrison..... | 21,702 | 4,492 | 4,571 | 4,559 | 21,597 | Benton..... | 25,177 | 5,514 | 5,592 | 2,690 | 13,506 |
| Hendricks..... | 21,292 | 4,990 | 5,087 | 5,071 | 20,619 | Blackhawk..... | 32,399 | 7,017 | 7,362 | 5,557 | 24,703 |
| Henry..... | 25,088 | 6,225 | 6,410 | 6,376 | 24,811 | Boone..... | 28,200 | 5,981 | 6,181 | 7,264 | 31,474 |
| Howard..... | 28,575 | 6,670 | 6,821 | 6,788 | 28,299 | Bremer..... | 16,305 | 3,605 | 3,675 | 6,078 | 27,730 |
| Huntington..... | 23,901 | 6,756 | 6,919 | 6,880 | 28,609 | Buchanan..... | 21,427 | 4,546 | 4,638 | 3,645 | 16,019 |
| Jackson..... | 26,633 | 5,699 | 5,795 | 5,764 | 26,382 | Buena Vista..... | 16,975 | 3,880 | 3,416 | 4,611 | 19,986 |
| Jasper..... | 14,292 | 2,996 | 3,040 | 3,023 | 14,024 | Butler..... | 17,955 | 3,932 | 3,986 | 3,887 | 16,611 |
| Jay..... | 26,818 | 6,168 | 6,281 | 6,260 | 26,543 | Calhoun..... | 18,569 | 3,841 | 3,902 | 3,960 | 17,715 |
| Jefferson..... | 22,913 | 5,310 | 5,471 | 5,452 | 22,725 | Carroll..... | 20,319 | 3,968 | 3,997 | 3,861 | 18,202 |
| Jennings..... | 15,757 | 3,490 | 3,531 | 3,511 | 15,498 | Cass..... | 21,274 | 4,488 | 4,542 | 3,966 | 20,030 |
| Johnson..... | 20,223 | 4,753 | 4,845 | 4,827 | 20,090 | Cedar..... | 19,371 | 4,271 | 4,310 | 4,505 | 20,866 |
| Knox..... | 32,746 | 6,754 | 6,970 | 6,925 | 32,161 | Cerro Gordo..... | 20,672 | 4,241 | 4,364 | 4,282 | 19,136 |
| Kosciusko..... | 29,109 | 6,885 | 7,054 | 7,028 | 28,935 | Cherokee..... | 16,570 | 3,390 | 3,430 | 4,309 | 19,996 |
| Lagrange..... | 15,284 | 3,723 | 3,783 | 3,759 | 15,036 | Chickasaw..... | 17,037 | 3,587 | 3,621 | 3,889 | 16,213 |
| Lake..... | 37,892 | 7,204 | 7,855 | 7,723 | 36,804 | Clarke..... | 12,440 | 2,733 | 2,836 | 3,594 | 16,795 |
| Laporte..... | 38,386 | 8,054 | 8,430 | 8,331 | 36,605 | Clay..... | 13,401 | 2,703 | 2,762 | 2,826 | 12,323 |
| Lawrence..... | 25,729 | 5,446 | 5,623 | 5,555 | 25,062 | Clayton..... | 27,750 | 5,805 | 5,948 | 2,741 | 13,174 |
| Madison..... | 70,470 | 14,966 | 15,887 | 15,702 | 68,955 | Clinton..... | 43,832 | 9,235 | 9,457 | 5,902 | 27,352 |
| Marion..... | 197,227 | 41,945 | 45,598 | 44,842 | 186,959 | Crawford..... | 21,685 | 4,165 | 4,217 | 9,367 | 42,274 |
| Marshall..... | 25,119 | 5,721 | 5,791 | 5,761 | 24,805 | Dallas..... | 23,058 | 5,061 | 5,128 | 4,169 | 21,286 |
| Martin..... | 14,711 | 2,893 | 2,939 | 2,892 | 14,343 | Davis..... | 15,620 | 3,443 | 3,490 | 5,097 | 22,307 |
| Miami..... | 28,344 | 6,329 | 6,517 | 6,468 | 27,868 | Decatur..... | 18,115 | 4,001 | 4,047 | 3,482 | 15,540 |
| Monroe..... | 20,873 | 4,524 | 4,693 | 4,665 | 20,703 | Delaware..... | 19,135 | 4,030 | 4,143 | 4,025 | 17,882 |
| Montgomery..... | 29,388 | 6,962 | 7,143 | 7,108 | 29,104 | Des Moines..... | 35,989 | 7,850 | 8,075 | 4,119 | 18,932 |
| Morgan..... | 20,457 | 4,652 | 4,769 | 4,754 | 20,387 | Dickinson..... | 7,995 | 1,639 | 1,663 | 8,006 | 35,254 |
| Newton..... | 10,448 | 2,347 | 2,359 | 2,342 | 10,348 | Dubuque..... | 56,403 | 10,519 | 11,377 | 1,634 | 7,813 |
| Noble..... | 23,533 | 5,561 | 5,698 | 5,652 | 23,066 | Emmet..... | 9,936 | 1,917 | 1,988 | 11,210 | 52,603 |
| Ohio..... | 4,724 | 1,147 | 1,151 | 1,150 | 4,716 | Fayette..... | 29,845 | 6,233 | 6,410 | 1,963 | 9,625 |
| Orange..... | 16,854 | 3,570 | 3,650 | 3,628 | 16,526 | Floyd..... | 17,754 | 3,937 | 4,020 | 6,327 | 28,420 |
| Owen..... | 15,149 | 3,296 | 3,391 | 3,377 | 15,043 | Franklin..... | 14,996 | 2,995 | 3,003 | 3,993 | 17,520 |
| Parke..... | 23,000 | 5,125 | 5,218 | 5,192 | 22,808 | Fremont..... | 18,546 | 3,952 | 4,035 | 2,984 | 14,734 |
| Perry..... | 18,778 | 3,724 | 3,835 | 3,812 | 18,646 | Greene..... | 17,820 | 3,752 | 3,797 | 4,017 | 18,349 |
| Pike..... | 20,486 | 4,342 | 4,401 | 4,386 | 20,359 | Grundy..... | 13,757 | 2,814 | 2,830 | 3,768 | 17,493 |
| Porter..... | 19,175 | 4,045 | 4,173 | 4,117 | 17,788 | Guthrie..... | 18,729 | 4,190 | 4,219 | 2,808 | 13,619 |
| Posey..... | 22,333 | 4,819 | 4,912 | 4,881 | 22,087 | Hamilton..... | 19,514 | 4,030 | 4,102 | 4,201 | 18,593 |
| Pulaski..... | 14,033 | 2,931 | 2,949 | 2,935 | 13,877 | Hancock..... | 13,752 | 2,701 | 2,735 | 4,075 | 19,244 |
| Putnam..... | 21,478 | 5,075 | 5,196 | 5,156 | 21,147 | Hardin..... | 22,794 | 4,888 | 4,975 | 2,714 | 13,564 |
| Randolph..... | 28,653 | 6,718 | 6,820 | 6,804 | 28,473 | Harrison..... | 25,597 | 5,366 | 5,426 | 4,947 | 22,065 |
| Ripley..... | 19,881 | 4,510 | 4,570 | 4,545 | 19,663 | Henry..... | 20,022 | 4,400 | 4,482 | 5,389 | 25,266 |
| Rush..... | 20,148 | 4,621 | 4,716 | 4,696 | 19,207 | Howard..... | 14,512 | 2,962 | 3,002 | 4,456 | 18,636 |
| St. Joseph..... | 58,851 | 11,956 | 12,919 | 12,791 | 57,003 | Humboldt..... | 12,667 | 2,530 | 2,579 | 2,978 | 14,269 |
| Scott..... | 8,307 | 1,845 | 1,865 | 1,859 | 8,276 | Ida..... | 12,327 | 2,426 | 2,450 | 2,561 | 12,465 |
| Shelby..... | 26,491 | 6,218 | 6,327 | 6,307 | 26,265 | Iowa..... | 19,544 | 3,881 | 3,999 | 2,436 | 12,224 |
| Spencer..... | 22,407 | 4,805 | 4,890 | 4,860 | 22,075 | Jackson..... | 23,615 | 5,104 | 5,238 | 3,965 | 19,066 |
| Starke..... | 10,431 | 2,238 | 2,261 | 2,245 | 10,325 | Jasper..... | 26,976 | 6,065 | 6,157 | 5,189 | 23,184 |
| Steuben..... | 15,219 | 3,913 | 3,984 | 3,972 | 15,085 | Jefferson..... | 17,437 | 3,839 | 3,896 | 6,137 | 26,750 |
| Sullivan..... | 26,005 | 5,742 | 5,850 | 5,817 | 25,717 | Johnson..... | 24,817 | 5,405 | 5,584 | 3,864 | 16,385 |
| Switzerland..... | 11,840 | 2,699 | 2,753 | 2,744 | 11,757 | Jones..... | 21,954 | 4,539 | 4,664 | 5,521 | 24,235 |
| Tippecanoe..... | 38,659 | 8,520 | 8,812 | 8,788 | 37,161 | Keokuk..... | 24,979 | 5,639 | 5,700 | 4,624 | 20,997 |
| Tipton..... | 19,116 | 4,281 | 4,376 | 4,351 | 18,944 | Kossuth..... | 22,720 | 4,465 | 4,508 | 5,663 | 24,686 |
| Union..... | 6,748 | 1,668 | 1,719 | 1,714 | 6,690 | Lee..... | 39,719 | 8,862 | 9,088 | 4,479 | 22,390 |
| Vanderburg..... | 71,769 | 13,875 | 14,751 | 14,510 | 68,466 | Linn..... | 55,392 | 12,300 | 12,815 | 8,999 | 38,460 |
| Vermilion..... | 15,252 | 3,433 | 3,467 | 3,444 | 15,126 | Louisia..... | 13,516 | 3,057 | 3,098 | 12,643 | 53,843 |
| Vigo..... | 62,035 | 13,392 | 14,198 | 14,028 | 59,934 | Lucas..... | 16,126 | 3,561 | 3,632 | 3,080 | 13,369 |
| Wabash..... | 28,235 | 6,576 | 6,659 | 6,628 | 27,850 | Lyon..... | 13,165 | 2,510 | 2,536 | 3,606 | 15,859 |
| Warren..... | 11,371 | 2,655 | 2,679 | 2,668 | 11,257 | Madison..... | 17,710 | 3,857 | 3,912 | 2,513 | 12,853 |
| Warrick..... | 22,329 | 4,729 | 4,785 | 4,764 | 22,143 | Mahaska..... | 34,273 | 7,526 | 7,736 | 3,901 | 17,570 |
| Washington..... | 19,409 | 4,182 | 4,257 | 4,239 | 19,270 | Marion..... | 24,159 | 5,371 | 5,480 | 7,689 | 33,942 |
| Wayne..... | 38,970 | 9,486 | 9,823 | 9,747 | 37,489 | Marshall..... | 29,991 | 6,461 | 6,634 | 5,455 | 23,955 |
| Wells..... | 23,449 | 5,192 | 5,254 | 5,232 | 23,254 | Mills..... | 16,764 | 3,402 | 3,444 | 6,576 | 23,623 |
| White..... | 19,138 | 4,192 | 4,284 | 4,260 | 18,933 | Mitchell..... | 14,916 | 3,203 | 3,248 | 3,422 | 15,640 |
| Whitley..... | 17,328 | 3,993 | 4,091 | 4,083 | 17,217 | Monona..... | 17,930 | 3,664 | 3,701 | 3,233 | 14,827 |
| Indian Territory..... | | | | | | Monroe..... | 17,935 | 3,819 | 3,854 | 3,678 | 17,777 |
| Cherokee nation..... | 101,754 | 19,704 | 19,909 | 19,787 | 100,841 | Montgomery..... | 17,803 | 3,922 | 3,987 | 3,832 | 17,795 |
| Chickasaw nation..... | 139,260 | 25,633 | 26,005 | 25,802 | 137,766 | Muscatine..... | 28,242 | 6,133 | 6,439 | 3,963 | 17,603 |
| Choctaw nation..... | 99,781 | 19,803 | 20,150 | 19,933 | 98,156 | O'Brien..... | 16,985 | 3,388 | 3,419 | 6,395 | 27,733 |
| Creek nation..... | 40,674 | 8,266 | 8,377 | 8,253 | 39,462 | Osceola..... | 8,725 | 1,674 | 1,700 | 1,689 | 8,596 |
| Seminole nation..... | 3,786 | 722 | 794 | 787 | 3,739 | Page..... | 24,187 | 5,153 | 5,245 | 5,203 | 22,832 |
| MoGoc reservation ¹ | 140 | 40 | 40 | 40 | 140 | Palo Alto..... | 14,854 | 2,807 | 2,851 | 2,822 | 14,090 |
| Ottawa reservation ¹ | 2,205 | 451 | 459 | 455 | 2,176 | Plymouth..... | 22,209 | 4,340 | 4,384 | 4,348 | 21,912 |
| Peoria reservation ¹ | 1,180 | 258 | 258 | 254 | 1,165 | Pocahontas..... | 15,339 | 2,946 | 2,933 | 2,942 | 15,001 |
| Quapaw reservation ¹ | 800 | 195 | 197 | 196 | 792 | Polk..... | 82,624 | 17,001 | 18,517 | 18,281 | 79,703 |
| Seneca reservation ¹ | 970 | 192 | 192 | 192 | 970 | Pottawattamie..... | 54,336 | 10,884 | 11,163 | 11,013 | 51,823 |
| Shawnee reservation ¹ | 297 | 64 | 64 | 64 | 297 | Poweshiek..... | 19,414 | 4,231 | 4,371 | 4,348 | 19,224 |
| Wyandotte reservation ¹ | 1,213 | 256 | 256 | 254 | 1,179 | Ringold..... | 15,325 | 3,332 | 3,356 | 3,344 | 15,225 |

¹Indian reservation.

DWELLINGS AND FAMILIES.

TABLE 103.—POPULATION, DWELLINGS, AND FAMILIES, BY COUNTIES: 1900—Continued.

| COUNTIES. | Total population. | Total dwellings. | Total families. | PRIVATE FAMILIES. | | COUNTIES. | Total population. | Total dwellings. | Total families. | PRIVATE FAMILIES. | |
|------------------|-------------------|------------------|-----------------|-------------------|-------------|-------------------|-------------------|------------------|-----------------|-------------------|-------------|
| | | | | Number. | Population. | | | | | Number. | Population. |
| Iowa—Continued. | | | | | | Kansas—Continued. | | | | | |
| Sac..... | 17,639 | 3,573 | 3,611 | 3,582 | 17,396 | Nemaha..... | 20,376 | 4,389 | 4,452 | 4,426 | 20,177 |
| Scott..... | 51,558 | 10,377 | 11,380 | 11,185 | 48,511 | Neosho..... | 19,254 | 4,209 | 4,298 | 4,282 | 19,105 |
| Shelby..... | 17,932 | 3,503 | 3,534 | 3,525 | 17,827 | Ness..... | 4,535 | 974 | 992 | 986 | 4,491 |
| Sioux..... | 23,337 | 4,420 | 4,470 | 4,435 | 23,049 | Norton..... | 11,325 | 2,466 | 2,472 | 2,459 | 11,222 |
| Story..... | 23,159 | 4,916 | 5,009 | 4,961 | 22,643 | Osage..... | 23,659 | 5,246 | 5,316 | 5,295 | 23,520 |
| Tama..... | 24,585 | 5,200 | 5,284 | 5,237 | 24,129 | Osborne..... | 11,844 | 2,585 | 2,572 | 2,559 | 11,723 |
| Taylor..... | 18,784 | 4,256 | 4,299 | 4,281 | 18,632 | Ottawa..... | 11,182 | 2,482 | 2,502 | 2,489 | 11,053 |
| Union..... | 19,928 | 4,201 | 4,253 | 4,189 | 19,032 | Pawnee..... | 5,084 | 1,147 | 1,153 | 1,147 | 5,014 |
| Van Buren..... | 17,354 | 4,067 | 4,109 | 4,090 | 17,200 | Phillips..... | 14,442 | 3,014 | 3,048 | 3,020 | 14,243 |
| Wapello..... | 35,426 | 7,723 | 7,982 | 7,906 | 34,722 | Pottawatomie..... | 13,470 | 3,961 | 4,014 | 3,982 | 13,183 |
| Warren..... | 20,376 | 4,571 | 4,623 | 4,613 | 20,301 | Pratt..... | 7,085 | 1,524 | 1,536 | 1,534 | 7,061 |
| Washington..... | 20,718 | 4,738 | 4,797 | 4,768 | 20,457 | Rawlins..... | 5,241 | 1,120 | 1,138 | 1,135 | 5,224 |
| Wayne..... | 17,491 | 3,933 | 3,952 | 3,913 | 17,289 | Reno..... | 29,027 | 6,096 | 6,253 | 6,197 | 28,886 |
| Webster..... | 31,757 | 6,174 | 6,368 | 6,297 | 30,793 | Republic..... | 18,243 | 3,972 | 4,013 | 3,997 | 18,105 |
| Winnebago..... | 12,725 | 2,470 | 2,511 | 2,473 | 12,452 | Rice..... | 14,745 | 3,190 | 3,210 | 3,185 | 14,579 |
| Winnesiek..... | 23,731 | 4,862 | 4,985 | 4,955 | 23,418 | Riley..... | 13,823 | 2,958 | 3,003 | 2,971 | 13,580 |
| Woodbury..... | 54,613 | 10,729 | 11,504 | 11,320 | 52,240 | Rooks..... | 7,960 | 1,705 | 1,722 | 1,715 | 7,901 |
| Worth..... | 10,377 | 2,105 | 2,149 | 2,134 | 10,777 | Rush..... | 6,134 | 1,212 | 1,228 | 1,220 | 6,094 |
| Wright..... | 18,227 | 3,639 | 3,743 | 3,707 | 17,906 | Russell..... | 8,489 | 1,724 | 1,761 | 1,745 | 8,464 |
| | | | | | | Saline..... | 17,076 | 3,582 | 3,644 | 3,596 | 16,645 |
| Kansas..... | | | | | | Kentucky..... | | | | | |
| | 1,470,495 | 314,375 | 321,947 | 319,422 | 1,438,919 | | 2,147,174 | 413,974 | 437,054 | 434,228 | 2,112,452 |
| Allen..... | 19,507 | 4,185 | 4,301 | 4,258 | 19,154 | Adair..... | 14,888 | 2,937 | 2,998 | 2,993 | 14,841 |
| Anderson..... | 13,933 | 3,135 | 3,205 | 3,189 | 13,821 | Allen..... | 14,657 | 3,063 | 3,101 | 3,093 | 14,596 |
| Atchison..... | 23,606 | 6,050 | 6,165 | 6,094 | 27,511 | Anderson..... | 10,051 | 2,045 | 2,098 | 2,090 | 9,953 |
| Barber..... | 6,594 | 1,404 | 1,439 | 1,426 | 6,480 | Ballard..... | 10,761 | 2,123 | 2,145 | 2,125 | 10,673 |
| Barton..... | 13,784 | 2,821 | 2,881 | 2,860 | 13,644 | Barren..... | 23,197 | 4,681 | 4,773 | 4,754 | 23,061 |
| Bourbon..... | 24,712 | 5,503 | 5,635 | 5,608 | 24,427 | Bath..... | 14,734 | 2,949 | 2,962 | 2,951 | 14,646 |
| Brown..... | 22,369 | 4,890 | 4,990 | 4,949 | 21,957 | Bell..... | 15,701 | 2,893 | 3,067 | 3,035 | 15,421 |
| Butler..... | 23,363 | 5,082 | 5,170 | 5,139 | 23,100 | Boone..... | 11,170 | 2,510 | 2,545 | 2,536 | 11,098 |
| Chase..... | 6,246 | 1,692 | 1,726 | 1,715 | 6,155 | Bourbon..... | 18,069 | 3,829 | 3,972 | 3,935 | 17,771 |
| Chautauqua..... | 11,804 | 2,510 | 2,542 | 2,527 | 11,695 | Boyd..... | 18,334 | 3,646 | 3,800 | 3,756 | 18,459 |
| Cherokee..... | 42,694 | 9,257 | 9,433 | 9,279 | 41,581 | Boyle..... | 13,817 | 2,725 | 2,922 | 2,891 | 13,213 |
| Cheyenne..... | 2,640 | 573 | 573 | 571 | 2,627 | Bracken..... | 12,137 | 2,573 | 2,602 | 2,595 | 12,053 |
| Clark..... | 1,701 | 370 | 370 | 357 | 1,634 | Breathitt..... | 14,322 | 2,498 | 2,543 | 2,531 | 14,213 |
| Clay..... | 15,333 | 3,333 | 3,407 | 3,389 | 15,707 | Breckinridge..... | 20,534 | 4,087 | 4,160 | 4,142 | 20,400 |
| Cloud..... | 18,071 | 3,852 | 3,917 | 3,889 | 17,764 | Bullitt..... | 9,602 | 1,951 | 1,979 | 1,970 | 9,547 |
| Coffey..... | 16,643 | 3,616 | 3,695 | 3,683 | 16,544 | Butler..... | 15,896 | 3,124 | 3,190 | 3,184 | 15,859 |
| Comanche..... | 1,619 | 345 | 352 | 350 | 1,602 | Caldwell..... | 14,510 | 2,909 | 2,936 | 2,925 | 14,421 |
| Cowley..... | 30,156 | 6,464 | 6,669 | 6,602 | 29,395 | Calloway..... | 17,633 | 3,504 | 3,535 | 3,522 | 17,542 |
| Crawford..... | 38,309 | 8,221 | 8,404 | 8,291 | 37,999 | Campbell..... | 54,223 | 9,906 | 11,652 | 11,698 | 53,051 |
| Decatur..... | 9,294 | 1,940 | 1,941 | 1,927 | 9,150 | Carlisle..... | 10,195 | 2,010 | 2,032 | 2,023 | 10,095 |
| Dickinson..... | 21,816 | 4,563 | 4,670 | 4,645 | 21,563 | Carroll..... | 9,325 | 2,137 | 2,177 | 2,167 | 9,736 |
| Doniphan..... | 15,079 | 3,282 | 3,315 | 3,299 | 14,934 | Carter..... | 20,228 | 3,654 | 3,722 | 3,717 | 20,208 |
| Douglas..... | 25,096 | 5,482 | 5,710 | 5,664 | 24,371 | Casey..... | 15,144 | 2,964 | 3,004 | 2,998 | 15,089 |
| Edwards..... | 3,682 | 847 | 855 | 845 | 3,650 | Christian..... | 37,962 | 7,534 | 7,855 | 7,790 | 36,775 |
| Elk..... | 11,443 | 2,519 | 2,549 | 2,540 | 11,364 | Clark..... | 16,694 | 3,372 | 3,551 | 3,510 | 16,363 |
| Ellis..... | 8,626 | 1,533 | 1,549 | 1,537 | 8,316 | Clay..... | 15,364 | 2,586 | 2,624 | 2,623 | 15,355 |
| Ellsworth..... | 9,626 | 1,923 | 1,946 | 1,925 | 9,425 | Clinton..... | 7,371 | 1,533 | 1,542 | 1,540 | 7,350 |
| Finney..... | 3,469 | 798 | 852 | 849 | 3,451 | Crittenden..... | 15,191 | 3,009 | 3,054 | 3,049 | 15,158 |
| Ford..... | 5,497 | 1,255 | 1,273 | 1,252 | 5,325 | Cumberland..... | 8,962 | 1,707 | 1,726 | 1,725 | 8,946 |
| Franklin..... | 21,354 | 4,885 | 4,945 | 4,919 | 21,113 | Daviess..... | 38,667 | 7,619 | 7,887 | 7,803 | 37,971 |
| Geary..... | 10,744 | 2,096 | 2,144 | 2,096 | 9,539 | Edmonson..... | 10,080 | 1,936 | 1,963 | 1,959 | 10,043 |
| Gove..... | 2,441 | 559 | 564 | 561 | 2,424 | Elliott..... | 10,387 | 1,774 | 1,799 | 1,797 | 10,363 |
| Graham..... | 5,173 | 1,099 | 1,102 | 1,102 | 5,167 | Estill..... | 11,669 | 2,197 | 2,209 | 2,204 | 11,623 |
| Grant..... | 422 | 78 | 79 | 77 | 410 | Fayette..... | 42,071 | 8,420 | 9,117 | 9,025 | 39,887 |
| Gray..... | 1,264 | 312 | 314 | 313 | 1,256 | Fleming..... | 17,074 | 3,429 | 3,522 | 3,514 | 16,988 |
| Greeley..... | 493 | 129 | 129 | 129 | 493 | Floyd..... | 15,552 | 2,685 | 2,747 | 2,744 | 15,533 |
| Greenwood..... | 16,196 | 3,463 | 3,436 | 3,468 | 16,072 | Franklin..... | 20,352 | 3,799 | 4,073 | 4,076 | 18,314 |
| Hamilton..... | 1,426 | 365 | 360 | 360 | 1,380 | Fulton..... | 11,546 | 2,404 | 2,431 | 2,463 | 11,167 |
| Harper..... | 10,310 | 2,252 | 2,297 | 2,283 | 10,224 | Gallatin..... | 5,163 | 1,146 | 1,175 | 1,170 | 5,133 |
| Harvey..... | 17,591 | 3,762 | 3,824 | 3,802 | 17,379 | Garrard..... | 12,042 | 2,323 | 2,388 | 2,378 | 11,974 |
| Haskell..... | 457 | 100 | 106 | 104 | 451 | | | | | | |
| Hodgeman..... | 2,032 | 465 | 466 | 463 | 2,016 | | | | | | |
| Jackson..... | 17,117 | 3,705 | 3,757 | 3,742 | 16,831 | | | | | | |
| Jefferson..... | 17,533 | 3,835 | 3,870 | 3,854 | 17,423 | | | | | | |
| Jewell..... | 19,420 | 4,225 | 4,265 | 4,245 | 19,317 | | | | | | |
| Johnson..... | 13,104 | 4,048 | 4,109 | 4,089 | 17,690 | | | | | | |
| Kearny..... | 1,107 | 252 | 256 | 256 | 1,107 | | | | | | |
| Kingman..... | 10,663 | 2,206 | 2,271 | 2,266 | 10,633 | | | | | | |
| Kiowa..... | 2,366 | 500 | 513 | 513 | 2,365 | | | | | | |
| Labette..... | 27,387 | 6,086 | 6,172 | 6,135 | 27,064 | | | | | | |
| Lane..... | 1,563 | 390 | 390 | 390 | 1,563 | | | | | | |
| Leavenworth..... | 40,940 | 7,866 | 8,161 | 8,061 | 35,242 | | | | | | |
| Lincoln..... | 9,886 | 2,058 | 2,072 | 2,062 | 9,795 | | | | | | |
| Linn..... | 16,689 | 3,799 | 3,846 | 3,832 | 16,564 | | | | | | |
| Logan..... | 1,962 | 473 | 476 | 468 | 1,908 | | | | | | |
| Lyon..... | 25,074 | 5,419 | 5,513 | 5,460 | 24,689 | | | | | | |
| McPherson..... | 21,421 | 4,368 | 4,456 | 4,423 | 21,151 | | | | | | |
| Marion..... | 20,676 | 4,063 | 4,144 | 4,117 | 20,404 | | | | | | |
| Marshall..... | 24,355 | 5,113 | 5,210 | 5,173 | 24,066 | | | | | | |
| Meade..... | 1,581 | 356 | 359 | 356 | 1,549 | | | | | | |
| Miami..... | 21,641 | 4,538 | 4,627 | 4,589 | 20,206 | | | | | | |
| Mitchell..... | 14,647 | 3,164 | 3,199 | 3,173 | 14,325 | | | | | | |
| Montgomery..... | 29,039 | 6,196 | 6,351 | 6,289 | 28,449 | | | | | | |
| Morris..... | 11,967 | 2,538 | 2,588 | 2,569 | 11,802 | | | | | | |
| Morton..... | 304 | 69 | 69 | 68 | 301 | | | | | | |

STATISTICS OF POPULATION.

TABLE 103.—POPULATION, DWELLINGS, AND FAMILIES, BY COUNTIES: 1900—Continued.

| COUNTIES. | Total population. | Total dwellings. | Total families. | PRIVATE FAMILIES. | | COUNTIES. | Total population. | Total dwellings. | Total families. | PRIVATE FAMILIES. | | |
|-----------------|-------------------|------------------|-----------------|-------------------|-------------|----------------------|-------------------|------------------|-----------------|-------------------|-------------|-----------|
| | | | | Number. | Population. | | | | | Number. | Population. | |
| Kentucky—Con. | | | | Louisiana—Con. | | | | | | | | |
| Grant | 18,289 | 2,794 | 2,842 | 2,835 | 13,165 | Bossier | 24,153 | 5,231 | 5,312 | 5,250 | 23,844 | |
| Graves | 33,204 | 6,388 | 6,522 | 6,496 | 32,895 | Caddo | 44,499 | 9,630 | 10,290 | 10,161 | 43,395 | |
| Grayson | 19,873 | 3,884 | 3,899 | 3,892 | 19,809 | Calcasieu | 30,428 | 5,361 | 5,938 | 5,912 | 29,664 | |
| Green | 12,255 | 2,429 | 2,489 | 2,484 | 12,204 | Caldwell | 6,917 | 1,353 | 1,373 | 1,365 | 6,867 | |
| Greenup | 15,432 | 2,865 | 2,920 | 2,915 | 15,387 | Cameron | 3,952 | 681 | 687 | 681 | 3,938 | |
| Hancock | 8,914 | 1,838 | 1,897 | 1,893 | 8,896 | Catahoula | 16,351 | 3,028 | 3,073 | 3,054 | 16,214 | |
| Hardin | 22,937 | 4,648 | 4,784 | 4,707 | 22,734 | Claiborne | 23,029 | 4,149 | 4,182 | 4,169 | 22,970 | |
| Harlan | 9,838 | 1,844 | 1,871 | 1,866 | 9,814 | Concordia | 13,559 | 3,292 | 3,582 | 3,530 | 13,330 | |
| Harrison | 18,570 | 3,770 | 3,862 | 3,840 | 18,382 | De Soto | 25,063 | 4,593 | 4,935 | 4,912 | 24,916 | |
| Hart | 18,390 | 3,645 | 3,698 | 3,685 | 18,299 | East Baton Rouge | 31,153 | 6,410 | 6,770 | 6,636 | 29,477 | |
| Henderson | 32,907 | 6,582 | 6,589 | 6,506 | 32,459 | East Carroll | 11,373 | 2,794 | 2,914 | 2,894 | 11,204 | |
| Henry | 14,620 | 3,122 | 3,157 | 3,144 | 14,504 | East Feliciana | 20,443 | 3,770 | 3,803 | 3,787 | 19,031 | |
| Hickman | 11,745 | 2,414 | 2,460 | 2,450 | 11,704 | Franklin | 8,890 | 1,808 | 1,823 | 1,813 | 8,838 | |
| Hopkins | 30,995 | 6,216 | 6,401 | 6,360 | 30,681 | Grant | 12,902 | 2,468 | 2,486 | 2,450 | 12,623 | |
| Jackson | 10,561 | 1,880 | 1,907 | 1,904 | 10,539 | Iberia | 29,015 | 5,525 | 5,613 | 5,552 | 28,726 | |
| Jefferson | 232,549 | 39,587 | 50,036 | 49,173 | 220,511 | Iberville | 27,006 | 5,913 | 6,327 | 6,207 | 26,314 | |
| Jessamine | 11,925 | 2,413 | 2,461 | 2,447 | 11,869 | Jackson | 9,119 | 1,567 | 1,579 | 1,579 | 9,119 | |
| Johnson | 13,730 | 2,500 | 2,543 | 2,540 | 13,713 | Jefferson | 15,321 | 3,353 | 3,568 | 3,460 | 14,656 | |
| Kenton | 63,591 | 11,406 | 13,862 | 13,755 | 62,325 | Lafayette | 22,825 | 4,182 | 4,251 | 4,222 | 22,646 | |
| Knott | 8,704 | 1,428 | 1,457 | 1,454 | 8,698 | Lafourche | 23,882 | 5,321 | 5,678 | 5,496 | 23,457 | |
| Knox | 17,372 | 3,353 | 3,381 | 3,379 | 17,359 | Lincoln | 15,898 | 2,745 | 2,776 | 2,757 | 15,699 | |
| Larue | 10,764 | 2,141 | 2,198 | 2,191 | 10,688 | Livingston | 8,100 | 1,533 | 1,542 | 1,536 | 8,072 | |
| Laurel | 17,592 | 3,313 | 3,355 | 3,348 | 17,497 | Madison | 12,322 | 3,326 | 3,379 | 3,352 | 12,229 | |
| Lawrence | 19,612 | 3,496 | 3,542 | 3,537 | 19,552 | Morehouse | 16,634 | 3,579 | 3,641 | 3,609 | 16,482 | |
| Lee | 7,988 | 1,421 | 1,427 | 1,423 | 7,938 | Natchitoches | 33,216 | 6,545 | 6,666 | 6,617 | 32,960 | |
| Leslie | 6,753 | 1,149 | 1,154 | 1,153 | 6,743 | Orleans | 237,104 | 52,983 | 61,775 | 60,796 | 274,452 | |
| Letcher | 9,172 | 1,584 | 1,592 | 1,590 | 9,157 | Ouachita | 20,947 | 4,526 | 4,674 | 4,614 | 20,572 | |
| Lewis | 17,868 | 3,645 | 3,678 | 3,670 | 17,815 | Plaquemines | 13,039 | 2,620 | 2,649 | 2,603 | 12,728 | |
| Lincoln | 17,059 | 3,398 | 3,504 | 3,486 | 16,985 | Pointe Coupee | 25,777 | 5,349 | 5,571 | 5,515 | 25,563 | |
| Livingston | 11,354 | 2,231 | 2,254 | 2,243 | 11,279 | Rapides | 39,578 | 7,483 | 7,599 | 7,502 | 38,818 | |
| Logan | 25,994 | 5,286 | 5,370 | 5,347 | 25,704 | Red River | 11,548 | 2,279 | 2,307 | 2,298 | 11,486 | |
| Lyon | 9,319 | 1,719 | 1,758 | 1,742 | 9,639 | Richland | 11,116 | 2,336 | 2,376 | 2,360 | 11,049 | |
| McCracken | 23,733 | 5,917 | 6,210 | 6,092 | 27,720 | Sabine | 15,421 | 2,304 | 2,331 | 2,299 | 15,207 | |
| McLean | 12,448 | 2,537 | 2,572 | 2,564 | 12,360 | St. Bernard | 5,031 | 1,182 | 1,208 | 1,167 | 4,912 | |
| Madison | 25,607 | 5,136 | 5,226 | 5,201 | 25,357 | St. Charles | 9,072 | 2,024 | 2,209 | 2,164 | 8,889 | |
| Magoffin | 12,006 | 2,110 | 2,117 | 2,115 | 11,934 | St. Helena | 8,479 | 1,563 | 1,567 | 1,567 | 8,479 | |
| Marion | 16,290 | 3,095 | 3,146 | 3,126 | 15,997 | St. James | 20,197 | 4,226 | 4,479 | 4,420 | 19,714 | |
| Marshall | 13,692 | 2,798 | 2,829 | 2,826 | 13,670 | St. John the Baptist | 12,330 | 2,513 | 2,624 | 2,589 | 12,038 | |
| Martin | 5,780 | 1,012 | 1,013 | 1,010 | 5,747 | St. Landry | 52,906 | 9,379 | 9,637 | 9,575 | 52,517 | |
| Mason | 20,446 | 4,297 | 4,440 | 4,407 | 20,206 | St. Martin | 18,940 | 3,310 | 3,373 | 3,358 | 18,850 | |
| Meade | 10,533 | 2,107 | 2,123 | 2,118 | 10,487 | St. Mary | 34,145 | 6,601 | 7,162 | 7,022 | 33,428 | |
| Menifee | 6,318 | 1,265 | 1,273 | 1,272 | 6,316 | St. Tammany | 13,335 | 2,620 | 2,655 | 2,588 | 12,990 | |
| Mercer | 14,426 | 3,073 | 3,125 | 3,118 | 14,332 | Tangipahoa | 17,625 | 3,424 | 3,451 | 3,401 | 17,278 | |
| Metcalfe | 9,983 | 2,059 | 2,097 | 2,093 | 9,964 | Tensas | 19,070 | 4,769 | 4,980 | 4,868 | 18,776 | |
| Monroe | 13,058 | 2,550 | 2,589 | 2,579 | 12,970 | Terrebonne | 24,464 | 4,492 | 4,779 | 4,728 | 24,118 | |
| Montgomery | 12,834 | 2,582 | 2,715 | 2,698 | 12,692 | Union | 18,520 | 3,192 | 3,243 | 3,237 | 18,456 | |
| Morgan | 12,792 | 2,359 | 2,381 | 2,376 | 12,770 | Vermilion | 20,705 | 3,679 | 3,698 | 3,676 | 20,604 | |
| Muhlenberg | 20,741 | 4,149 | 4,212 | 4,201 | 20,644 | Vernon | 10,327 | 1,900 | 1,926 | 1,884 | 9,935 | |
| Nelson | 16,587 | 3,069 | 3,144 | 3,127 | 16,060 | Washington | 9,628 | 1,612 | 1,623 | 1,617 | 9,604 | |
| Nicholas | 11,952 | 2,456 | 2,520 | 2,514 | 11,836 | Webster | 15,125 | 2,831 | 2,848 | 2,833 | 15,048 | |
| Ohio | 27,287 | 5,512 | 5,637 | 5,613 | 27,033 | West Baton Rouge | 10,285 | 2,280 | 2,494 | 2,475 | 10,191 | |
| Oldham | 7,073 | 1,495 | 1,526 | 1,519 | 6,995 | West Carroll | 3,685 | 781 | 813 | 816 | 3,672 | |
| Owen | 17,553 | 3,636 | 3,678 | 3,665 | 17,477 | West Feliciana | 15,994 | 3,333 | 3,362 | 3,329 | 15,867 | |
| Owsley | 6,874 | 1,229 | 1,240 | 1,236 | 6,850 | Winn | 9,648 | 1,727 | 1,745 | 1,745 | 9,644 | |
| Pendleton | 14,947 | 3,002 | 3,045 | 3,035 | 14,844 | | | | | | | |
| Perry | 8,276 | 1,414 | 1,416 | 1,415 | 8,268 | Maine..... | | 694,466 | 148,507 | 163,344 | 161,588 | 670,067 |
| Pike | 22,686 | 3,960 | 4,008 | 4,004 | 22,664 | Androscoggin..... | 54,242 | 9,307 | 12,208 | 12,077 | 52,195 | |
| Powell | 6,443 | 1,239 | 1,280 | 1,269 | 6,351 | Aroostook..... | 60,744 | 11,003 | 11,515 | 11,425 | 59,378 | |
| Pulaski | 31,293 | 6,105 | 6,237 | 6,213 | 31,045 | Cumberland..... | 100,639 | 19,585 | 23,717 | 23,334 | 96,245 | |
| Roberts | 4,900 | 1,025 | 1,039 | 1,037 | 4,882 | Franklin..... | 18,444 | 4,249 | 4,534 | 4,493 | 17,927 | |
| Rockcastle | 12,416 | 2,389 | 2,456 | 2,447 | 12,336 | Hancock..... | 37,241 | 8,751 | 9,160 | 9,073 | 36,548 | |
| Rowan | 8,277 | 1,551 | 1,551 | 1,551 | 8,215 | Kennebec..... | 59,117 | 12,751 | 13,356 | 13,708 | 54,524 | |
| Russell | 9,695 | 1,936 | 1,972 | 1,972 | 9,639 | Knox..... | 30,406 | 7,670 | 8,086 | 8,011 | 29,664 | |
| Scott | 18,076 | 3,574 | 3,726 | 3,704 | 17,717 | Lincoln..... | 19,669 | 5,182 | 5,323 | 5,238 | 19,479 | |
| Shelby | 18,340 | 3,809 | 3,932 | 3,908 | 18,175 | Oxford..... | 32,238 | 7,480 | 7,912 | 7,825 | 31,009 | |
| Simpson | 11,624 | 2,475 | 2,522 | 2,515 | 11,553 | Penobscot..... | 76,246 | 16,265 | 17,650 | 17,424 | 72,588 | |
| Spencer | 7,406 | 1,433 | 1,480 | 1,477 | 7,381 | Piscataquis..... | 16,949 | 3,323 | 4,036 | 3,937 | 16,415 | |
| Taylor | 11,075 | 2,273 | 2,300 | 2,294 | 11,031 | Sagadahoc..... | 20,330 | 4,783 | 5,068 | 5,002 | 19,316 | |
| Todd | 17,371 | 3,623 | 3,682 | 3,670 | 17,293 | Somerset..... | 33,849 | 7,331 | 8,293 | 8,210 | 32,733 | |
| Trigg | 14,073 | 2,784 | 2,821 | 2,807 | 13,992 | Waldo..... | 24,135 | 6,134 | 6,511 | 6,431 | 23,928 | |
| Trimble | 7,272 | 1,529 | 1,562 | 1,561 | 7,266 | Washington..... | 45,232 | 9,533 | 10,032 | 9,959 | 44,437 | |
| Union | 21,323 | 4,184 | 4,262 | 4,218 | 21,041 | York..... | 64,835 | 14,105 | 15,433 | 15,241 | 63,031 | |
| Warren | 29,970 | 6,073 | 6,284 | 6,229 | 29,501 | | | | | | | |
| Washington | 14,132 | 2,722 | 2,753 | 2,741 | 13,933 | Maryland..... | | 1,183,044 | 221,706 | 242,331 | 239,337 | 1,152,972 |
| Wayne | 14,892 | 2,774 | 2,798 | 2,792 | 14,852 | Allegheny..... | 53,694 | 10,073 | 10,461 | 10,358 | 52,493 | |
| Webster | 20,097 | 3,942 | 4,024 | 3,997 | 19,919 | Anne Arundel..... | 39,620 | 7,043 | 7,331 | 7,742 | 37,823 | |
| Whitley | 25,015 | 4,766 | 4,852 | 4,829 | 24,898 | Baltimore..... | 90,755 | 16,343 | 17,029 | 16,761 | 84,533 | |
| Wolfe | 8,764 | 1,629 | 1,659 | 1,653 | 8,740 | Baltimore city..... | 508,937 | 89,442 | 103,584 | 104,146 | 439,815 | |
| Woodford | 13,134 | 2,700 | 2,799 | 2,777 | 12,916 | Calvert..... | 10,223 | 1,942 | 1,992 | 1,979 | 10,156 | |
| Louisiana..... | | | | 1,381,625 | 269,395 | 284,875 | 281,449 | 1,351,820 | | | | |
| Acadia..... | 23,433 | 4,153 | 4,230 | 4,166 | 22,852 | Caroline..... | 16,243 | 3,431 | 3,527 | 3,515 | 16,119 | |
| Ascension..... | 24,142 | 3,082 | 3,193 | 3,149 | 23,942 | Carroll..... | 33,860 | 7,097 | 7,323 | 7,237 | 33,171 | |
| Assumption..... | 21,620 | 4,425 | 4,637 | 4,587 | 21,444 | Cecil..... | 24,662 | 5,226 | 5,320 | 5,272 | 24,263 | |
| Ayovelles..... | 29,701 | 5,690 | 5,707 | 5,679 | 29,535 | Charles..... | 17,662 | 3,133 | 3,203 | 3,181 | 17,558 | |
| Bienville..... | 17,588 | 3,052 | 3,096 | 3,071 | 17,461 | Dorchester..... | 27,962 | 5,746 | 5,901 | 5,876 | 27,732 | |

DWELLINGS AND FAMILIES.

TABLE 103.—POPULATION, DWELLINGS, AND FAMILIES, BY COUNTIES: 1900—Continued.

| COUNTIES. | Total population. | Total dwellings. | Total families. | PRIVATE FAMILIES. | | COUNTIES. | Total population. | Total dwellings. | Total families. | PRIVATE FAMILIES. | |
|----------------|-------------------|------------------|-----------------|-------------------|-------------|---------------------|-------------------|------------------|-----------------|-------------------|-------------|
| | | | | Number. | Population. | | | | | Number. | Population. |
| Maryland—Con. | | | | | | Michigan—Continued. | | | | | |
| Frederick | 51,920 | 10,600 | 10,961 | 10,898 | 50,467 | Manistee | 27,856 | 5,137 | 5,644 | 5,581 | 27,119 |
| Garrett | 17,701 | 3,264 | 3,315 | 3,296 | 17,486 | Marquette | 41,239 | 6,872 | 7,711 | 7,541 | 39,130 |
| Harford | 28,269 | 5,837 | 5,901 | 5,873 | 28,097 | Mason | 18,885 | 3,922 | 4,105 | 4,074 | 18,564 |
| Howard | 16,715 | 3,112 | 3,133 | 3,171 | 16,488 | Mecosta | 20,693 | 4,659 | 4,765 | 4,721 | 20,307 |
| Kent | 18,786 | 3,758 | 3,908 | 3,873 | 18,393 | Menominee | 27,046 | 4,527 | 4,999 | 4,907 | 25,802 |
| Montgomery | 30,451 | 5,696 | 5,832 | 5,797 | 30,125 | Midland | 14,439 | 3,227 | 3,263 | 3,248 | 14,318 |
| Prince George | 29,898 | 5,438 | 5,549 | 5,510 | 29,215 | Missaukee | 9,808 | 1,893 | 1,900 | 1,879 | 9,105 |
| Queen Anne | 18,364 | 3,483 | 3,745 | 3,724 | 18,197 | Monroe | 32,754 | 7,288 | 7,417 | 7,389 | 32,150 |
| St. Mary | 17,182 | 3,082 | 3,085 | 3,052 | 16,978 | Montcalm | 32,754 | 7,978 | 8,090 | 8,052 | 32,402 |
| Somerset | 25,923 | 5,221 | 5,400 | 5,385 | 25,826 | Montmorency | 3,234 | 674 | 693 | 673 | 3,069 |
| Talbot | 20,342 | 4,076 | 4,155 | 4,130 | 20,118 | Muskegon | 37,036 | 8,061 | 8,383 | 8,315 | 36,230 |
| Washington | 45,133 | 9,517 | 9,837 | 9,765 | 44,511 | Newaygo | 17,673 | 4,033 | 4,139 | 4,117 | 17,505 |
| Wicomico | 22,852 | 4,731 | 4,809 | 4,797 | 22,730 | Oakland | 44,792 | 10,667 | 10,960 | 10,867 | 42,618 |
| Worcester | 20,865 | 4,420 | 4,475 | 4,449 | 20,643 | Oceana | 16,644 | 3,872 | 3,945 | 3,932 | 16,509 |
| | | | | | | Ogemaw | 7,765 | 1,577 | 1,586 | 1,573 | 7,638 |
| Massachusetts | | | | | | Minnesota | | | | | |
| Barnstable | 27,826 | 7,678 | 8,014 | 7,911 | 27,199 | Ontonagon | 6,197 | 1,168 | 1,236 | 1,176 | 5,288 |
| Berkshire | 95,667 | 18,241 | 20,761 | 20,509 | 92,800 | Osceola | 17,859 | 3,872 | 3,925 | 3,890 | 17,482 |
| Bristol | 252,029 | 34,647 | 54,542 | 54,070 | 245,650 | Oscoda | 1,468 | 278 | 285 | 273 | 1,169 |
| Dukes | 4,561 | 1,344 | 1,424 | 1,400 | 4,468 | Otsego | 6,175 | 1,319 | 1,332 | 1,299 | 5,713 |
| Essex | 357,030 | 61,109 | 80,835 | 79,772 | 341,372 | Ottawa | 39,667 | 8,530 | 8,699 | 8,654 | 39,248 |
| Franklin | 41,209 | 8,603 | 9,872 | 9,745 | 39,583 | Presque Isle | 8,821 | 1,612 | 1,643 | 1,611 | 8,433 |
| Hampden | 175,603 | 26,898 | 37,341 | 36,747 | 166,482 | Roscommon | 1,787 | 407 | 414 | 397 | 1,607 |
| Hampshire | 58,820 | 10,977 | 12,372 | 12,221 | 54,846 | Saginaw | 81,222 | 17,713 | 18,022 | 17,839 | 79,110 |
| Middlesex | 565,696 | 99,783 | 122,757 | 121,116 | 541,384 | St. Clair | 55,228 | 12,106 | 12,330 | 12,208 | 53,879 |
| Nantucket | 3,006 | 865 | 941 | 932 | 2,924 | St. Joseph | 23,889 | 6,309 | 6,424 | 6,396 | 23,604 |
| Norfolk | 151,539 | 29,325 | 33,135 | 32,768 | 144,947 | Sanilac | 35,055 | 7,536 | 7,623 | 7,596 | 34,787 |
| Plymouth | 113,985 | 23,549 | 27,983 | 27,670 | 109,500 | Schoolcraft | 7,889 | 1,409 | 1,486 | 1,421 | 6,901 |
| Suffolk | 611,417 | 74,972 | 128,433 | 125,767 | 570,853 | Shiawassee | 33,866 | 8,491 | 8,653 | 8,598 | 33,424 |
| Worcester | 346,958 | 53,371 | 75,249 | 74,245 | 330,519 | Tuscola | 35,890 | 8,328 | 8,454 | 8,419 | 35,545 |
| | | | | | | Van Buren | 33,274 | 8,338 | 8,562 | 8,508 | 32,735 |
| Michigan | | | | | | Washtenaw | | | | | |
| Alcona | 5,691 | 1,152 | 1,182 | 1,171 | 5,590 | Wayne | 348,793 | 65,313 | 74,116 | 73,816 | 337,302 |
| Alder | 5,868 | 1,075 | 1,079 | 999 | 4,993 | Wexford | 16,845 | 3,605 | 3,762 | 3,704 | 16,149 |
| Allegan | 33,312 | 9,273 | 9,455 | 9,417 | 33,467 | | | | | | |
| Alpena | 13,254 | 3,597 | 3,820 | 3,785 | 17,843 | Minnesota | | | | | |
| Antrim | 16,568 | 3,526 | 3,665 | 3,622 | 15,897 | Aitkin | 6,743 | 1,320 | 1,366 | 1,317 | 6,133 |
| Arenac | 9,821 | 2,031 | 2,054 | 2,033 | 9,599 | Anoka | 11,313 | 2,269 | 2,297 | 2,278 | 10,953 |
| Baraga | 4,320 | 808 | 845 | 813 | 3,874 | Becker | 14,375 | 2,776 | 2,824 | 2,796 | 14,014 |
| Barry | 22,514 | 5,788 | 5,865 | 5,845 | 22,321 | Beltrami | 11,030 | 2,675 | 2,694 | 2,571 | 9,863 |
| Bay | 62,373 | 12,598 | 13,069 | 12,943 | 61,081 | Benton | 9,912 | 1,797 | 1,834 | 1,827 | 9,853 |
| Benzie | 9,685 | 2,157 | 2,211 | 2,172 | 9,307 | Bigstone | 8,731 | 1,593 | 1,625 | 1,596 | 8,322 |
| Berrien | 49,165 | 11,390 | 11,840 | 11,711 | 48,076 | Blue Earth | 32,263 | 6,523 | 6,779 | 6,724 | 31,674 |
| Branch | 27,811 | 7,163 | 7,396 | 7,342 | 27,211 | Brown | 19,787 | 3,712 | 3,853 | 3,819 | 19,311 |
| Calhoun | 49,315 | 12,017 | 12,692 | 12,596 | 47,830 | Carlton | 10,017 | 1,906 | 1,927 | 1,869 | 9,194 |
| Cass | 20,876 | 5,339 | 5,445 | 5,415 | 20,629 | Carver | 17,544 | 3,221 | 3,312 | 3,288 | 17,337 |
| Charlevoix | 13,956 | 2,969 | 3,057 | 2,986 | 13,230 | Cass | 7,777 | 1,831 | 1,848 | 1,778 | 7,131 |
| Cheboygan | 15,516 | 3,171 | 3,229 | 3,172 | 14,919 | Chippewa | 12,499 | 2,230 | 2,313 | 2,288 | 12,201 |
| Chippewa | 21,333 | 3,686 | 3,905 | 3,758 | 19,085 | Chisago | 13,248 | 2,664 | 2,734 | 2,711 | 13,071 |
| Clare | 3,360 | 1,886 | 1,931 | 1,903 | 8,179 | Clay | 17,942 | 3,191 | 3,338 | 3,274 | 17,307 |
| Clinton | 25,136 | 6,181 | 6,279 | 6,251 | 24,862 | Cook | 810 | 172 | 175 | 166 | 678 |
| Crawford | 2,943 | 649 | 656 | 642 | 2,753 | Cottonwood | 12,069 | 2,182 | 2,225 | 2,210 | 11,917 |
| Delta | 23,881 | 4,151 | 4,534 | 4,352 | 21,888 | Crow Wing | 14,250 | 2,857 | 2,932 | 2,889 | 13,704 |
| Dickinson | 17,890 | 3,003 | 3,213 | 3,129 | 16,993 | Dakota | 21,733 | 4,133 | 4,246 | 4,194 | 21,135 |
| Eaton | 31,668 | 8,291 | 8,436 | 8,387 | 31,234 | Dodge | 13,840 | 2,717 | 2,770 | 2,747 | 13,149 |
| Emmet | 15,931 | 3,398 | 3,564 | 3,466 | 14,567 | Douglas | 17,964 | 3,430 | 3,533 | 3,512 | 17,777 |
| Genesee | 41,804 | 10,037 | 10,356 | 10,299 | 40,646 | Faribault | 22,055 | 4,203 | 4,266 | 4,222 | 21,413 |
| Gladwin | 6,564 | 1,404 | 1,423 | 1,401 | 6,378 | Fillmore | 23,238 | 5,868 | 6,007 | 5,981 | 27,990 |
| Gogebic | 16,733 | 2,702 | 2,915 | 2,846 | 15,868 | Freeborn | 21,338 | 4,143 | 4,275 | 4,234 | 21,347 |
| Grand Traverse | 20,479 | 4,155 | 4,361 | 4,320 | 18,801 | Goodhue | 31,137 | 6,093 | 6,278 | 6,228 | 30,170 |
| Gratiot | 29,889 | 7,279 | 7,361 | 7,325 | 29,538 | Grant | 8,935 | 1,594 | 1,655 | 1,641 | 8,796 |
| Hillsdale | 29,865 | 7,910 | 8,098 | 8,051 | 29,500 | Hennepin | 228,340 | 36,755 | 47,586 | 46,699 | 213,304 |
| Houghton | 66,063 | 10,158 | 11,695 | 11,436 | 62,536 | Houston | 15,400 | 3,024 | 3,054 | 3,039 | 15,231 |
| Huron | 34,162 | 6,723 | 6,769 | 6,718 | 33,742 | Hubbard | 6,678 | 1,354 | 1,380 | 1,344 | 5,942 |
| Ingham | 39,818 | 9,805 | 10,035 | 10,013 | 38,432 | Isanti | 11,675 | 2,221 | 2,253 | 2,240 | 11,540 |
| Ionia | 34,329 | 8,250 | 8,630 | 8,563 | 32,992 | Itasca | 4,673 | 996 | 1,006 | 917 | 3,475 |
| Iosco | 10,246 | 2,181 | 2,201 | 2,178 | 9,988 | Jackson | 14,793 | 2,751 | 2,785 | 2,764 | 14,576 |
| Iron | 8,990 | 1,396 | 1,525 | 1,429 | 7,961 | Kanabec | 4,614 | 872 | 925 | 918 | 4,484 |
| Isabella | 22,734 | 5,100 | 5,166 | 5,146 | 22,390 | Kandiyohi | 18,416 | 3,219 | 3,454 | 3,414 | 18,000 |
| Jackson | 48,222 | 11,629 | 12,157 | 12,055 | 46,613 | Kittson | 7,889 | 1,537 | 1,562 | 1,540 | 7,744 |
| Kalamazoo | 44,310 | 10,254 | 10,791 | 10,717 | 41,756 | Lac qui Parle | 14,229 | 2,527 | 2,578 | 2,554 | 14,023 |
| Kalkaska | 7,133 | 1,523 | 1,556 | 1,514 | 6,615 | Lake | 4,654 | 702 | 794 | 755 | 3,413 |
| Kent | 129,714 | 27,728 | 30,377 | 30,157 | 126,396 | Lesueur | 20,234 | 4,010 | 4,115 | 4,081 | 19,954 |
| Keweenaw | 3,217 | 516 | 556 | 528 | 2,902 | Lincoln | 3,966 | 1,609 | 1,640 | 1,626 | 3,725 |
| Lake | 4,957 | 1,076 | 1,089 | 1,067 | 4,710 | Lyon | 14,591 | 2,759 | 2,872 | 2,855 | 14,257 |
| Lapeer | 27,641 | 6,539 | 6,637 | 6,601 | 26,979 | McLeod | 19,595 | 3,766 | 3,843 | 3,828 | 19,444 |
| Leelanaw | 10,556 | 2,124 | 2,173 | 2,146 | 10,291 | Marshall | 15,698 | 3,014 | 3,073 | 3,048 | 15,398 |
| Lenawee | 48,406 | 12,067 | 12,415 | 12,349 | 47,367 | Martin | 16,936 | 3,254 | 3,302 | 3,254 | 16,516 |
| Livingston | 19,664 | 4,934 | 5,042 | 5,020 | 19,510 | Meeker | 17,753 | 3,490 | 3,536 | 3,508 | 17,561 |
| Luce | 2,933 | 479 | 488 | 457 | 2,146 | Millelacs | 8,066 | 1,638 | 1,658 | 1,650 | 7,741 |
| Mackinac | 7,703 | 1,530 | 1,575 | 1,498 | 7,070 | Morrison | 22,891 | 4,124 | 4,278 | 4,232 | 22,215 |
| Macomb | 33,244 | 7,629 | 7,754 | 7,655 | 32,482 | | | | | | |

STATISTICS OF POPULATION.

TABLE 103.—POPULATION, DWELLINGS, AND FAMILIES, BY COUNTIES: 1900—Continued.

| COUNTIES. | Total population. | Total dwellings. | Total families. | PRIVATE FAMILIES. | | COUNTIES. | Total population. | Total dwellings. | Total families. | PRIVATE FAMILIES. | |
|--------------------------------------|-------------------|------------------|-----------------|-------------------|-------------|------------------|-------------------|------------------|-----------------|-------------------|-------------|
| | | | | Number. | Population. | | | | | Number. | Population. |
| Minnesota—Con. | | | | | | Mississippi—Con. | | | | | |
| Mower | 22,385 | 4,471 | 4,525 | 4,464 | 21,615 | Marion | 13,501 | 2,322 | 2,343 | 2,328 | 13,381 |
| Murray | 11,911 | 2,137 | 2,198 | 2,168 | 11,582 | Marshall | 27,674 | 5,051 | 5,133 | 5,106 | 26,625 |
| Nicollet | 14,774 | 2,593 | 2,681 | 2,657 | 13,483 | Monroe | 31,216 | 6,495 | 6,626 | 6,568 | 30,816 |
| Nobles | 14,932 | 2,766 | 2,808 | 2,772 | 14,346 | Montgomery | 16,536 | 3,043 | 3,127 | 3,105 | 16,367 |
| Norman | 15,045 | 2,650 | 2,729 | 2,706 | 14,753 | Neshoba | 12,726 | 2,301 | 2,327 | 2,324 | 12,709 |
| Olmsted | 23,119 | 4,517 | 4,637 | 4,612 | 21,452 | Newton | 19,708 | 3,648 | 3,668 | 3,655 | 19,636 |
| Ottertail | 45,375 | 8,233 | 8,430 | 8,435 | 43,608 | Noxubee | 30,846 | 6,369 | 6,568 | 6,516 | 30,633 |
| Pine | 11,546 | 2,227 | 2,308 | 2,267 | 10,898 | Oktawbeha | 20,183 | 4,126 | 4,187 | 4,176 | 20,115 |
| Pipestone | 9,264 | 1,803 | 1,820 | 1,794 | 8,848 | Panola | 29,027 | 5,653 | 5,743 | 5,728 | 28,899 |
| Polk | 35,429 | 6,353 | 6,526 | 6,413 | 34,026 | Pearl River | 6,697 | 1,207 | 1,218 | 1,186 | 6,434 |
| Pope | 12,577 | 2,285 | 2,349 | 2,332 | 12,390 | Perry | 14,682 | 2,702 | 2,790 | 2,719 | 14,228 |
| Ramsey | 170,554 | 25,996 | 32,254 | 31,533 | 156,072 | Pike | 27,545 | 5,142 | 5,236 | 5,181 | 26,885 |
| Red Lake | 12,195 | 2,262 | 2,294 | 2,263 | 11,814 | Pontotoc | 18,274 | 3,557 | 3,587 | 3,575 | 18,199 |
| Redwood | 17,261 | 3,241 | 3,296 | 3,266 | 16,944 | Pontotoc | 15,783 | 2,952 | 2,979 | 2,971 | 15,733 |
| Renville | 28,693 | 4,238 | 4,339 | 4,297 | 23,349 | Quitman | 5,435 | 1,173 | 1,194 | 1,174 | 5,274 |
| Rice | 26,030 | 5,062 | 5,241 | 5,203 | 24,438 | Rankin | 20,955 | 4,000 | 4,047 | 4,034 | 20,830 |
| Rock | 9,568 | 1,801 | 1,831 | 1,810 | 9,457 | Scott | 14,316 | 2,656 | 2,688 | 2,684 | 14,292 |
| Roseau | 6,994 | 1,641 | 1,647 | 1,622 | 6,763 | Sharkey | 12,178 | 2,307 | 2,343 | 2,309 | 11,873 |
| St. Louis | 82,332 | 12,715 | 14,760 | 13,915 | 69,671 | Simpson | 12,300 | 2,284 | 2,331 | 2,320 | 12,715 |
| Scott | 15,147 | 2,833 | 2,905 | 2,885 | 14,960 | Smith | 13,056 | 2,306 | 2,312 | 2,307 | 13,007 |
| Sherburne | 7,281 | 1,422 | 1,444 | 1,434 | 7,024 | Sunflower | 16,084 | 3,762 | 3,854 | 3,752 | 15,613 |
| Sibley | 16,862 | 3,055 | 3,162 | 3,141 | 16,718 | Tallahatchie | 19,600 | 4,010 | 4,037 | 4,015 | 19,430 |
| Stearns | 44,464 | 7,934 | 8,194 | 8,131 | 43,366 | Tate | 20,618 | 4,000 | 4,040 | 4,028 | 20,520 |
| Steele | 16,524 | 3,198 | 3,277 | 3,250 | 16,000 | Tippah | 12,983 | 2,425 | 2,463 | 2,444 | 12,812 |
| Stevens | 8,721 | 1,534 | 1,564 | 1,519 | 8,195 | Tishomingo | 10,124 | 1,970 | 2,006 | 1,997 | 10,057 |
| Swift | 13,503 | 2,351 | 2,448 | 2,425 | 13,224 | Tunica | 16,479 | 3,991 | 4,015 | 3,929 | 15,641 |
| Todd | 22,214 | 4,415 | 4,472 | 4,447 | 21,996 | Union | 18,522 | 3,157 | 3,176 | 3,155 | 18,385 |
| Traverse | 7,573 | 1,382 | 1,417 | 1,394 | 7,318 | Warren | 40,912 | 9,154 | 9,248 | 9,234 | 39,944 |
| Wabasha | 18,924 | 3,878 | 3,979 | 3,935 | 18,538 | Washington | 49,216 | 12,319 | 12,873 | 12,692 | 47,948 |
| Wadena | 7,921 | 1,630 | 1,652 | 1,629 | 7,715 | Wayne | 12,539 | 2,313 | 2,326 | 2,314 | 12,431 |
| Waseca | 14,760 | 2,871 | 2,913 | 2,886 | 14,563 | Webster | 13,619 | 2,472 | 2,498 | 2,486 | 13,587 |
| Washington | 27,808 | 4,938 | 5,289 | 5,140 | 25,637 | Wilkinson | 21,453 | 4,452 | 4,519 | 4,495 | 21,354 |
| Watsonwan | 11,496 | 2,128 | 2,208 | 2,169 | 11,030 | Winston | 14,124 | 2,560 | 2,599 | 2,598 | 14,122 |
| Wilkin | 8,030 | 1,496 | 1,523 | 1,486 | 7,774 | Yalobusha | 19,742 | 3,890 | 3,936 | 3,913 | 19,508 |
| Winona | 35,636 | 7,210 | 7,430 | 7,397 | 34,957 | Yazoo | 43,943 | 9,263 | 9,468 | 9,368 | 43,492 |
| Wright | 29,157 | 5,651 | 5,777 | 5,739 | 28,855 | Missouri | 3,106,665 | 593,528 | 654,333 | 646,872 | 3,012,952 |
| Yellow Medicine | 14,602 | 2,564 | 2,625 | 2,599 | 14,354 | Adair | 21,723 | 4,589 | 4,736 | 4,679 | 21,322 |
| White Earth reservation ¹ | 3,486 | 794 | 796 | 788 | 3,449 | Andrew | 17,332 | 3,730 | 3,779 | 3,760 | 17,177 |
| Mississippi | 1,551,270 | 310,963 | 318,948 | 316,114 | 1,529,042 | Atchison | 16,501 | 3,361 | 3,398 | 3,370 | 16,253 |
| Adams | 30,111 | 6,304 | 6,944 | 6,874 | 29,306 | Audrain | 21,160 | 4,632 | 4,677 | 4,650 | 20,972 |
| Alcorn | 14,987 | 2,798 | 2,897 | 2,869 | 14,720 | Barry | 25,532 | 5,140 | 5,232 | 5,213 | 25,391 |
| Amite | 20,908 | 3,997 | 4,034 | 4,011 | 20,636 | Barton | 18,253 | 3,984 | 4,031 | 4,006 | 18,109 |
| Attala | 26,248 | 4,924 | 4,986 | 4,974 | 26,155 | Bates | 30,141 | 6,612 | 6,687 | 6,656 | 29,979 |
| Benton | 10,510 | 1,924 | 1,935 | 1,922 | 10,443 | Benton | 16,556 | 3,371 | 3,392 | 3,382 | 16,495 |
| Bolivar | 35,427 | 8,746 | 8,870 | 8,753 | 34,337 | Bollinger | 14,650 | 2,889 | 2,865 | 2,849 | 14,533 |
| Calhoun | 16,512 | 3,032 | 3,114 | 3,110 | 16,434 | Boone | 28,642 | 6,111 | 6,259 | 6,221 | 28,288 |
| Carroll | 22,116 | 4,262 | 4,399 | 4,385 | 22,056 | Buchanan | 121,838 | 19,027 | 20,324 | 20,274 | 103,580 |
| Chickasaw | 19,392 | 3,750 | 3,854 | 3,827 | 19,690 | Butler | 16,789 | 3,350 | 3,474 | 3,416 | 16,323 |
| Choctaw | 13,036 | 2,391 | 2,407 | 2,400 | 12,952 | Caldwell | 16,656 | 3,708 | 3,756 | 3,735 | 16,458 |
| Claiborne | 20,787 | 4,222 | 4,395 | 4,371 | 20,594 | Callaway | 25,984 | 5,082 | 5,184 | 5,155 | 24,452 |
| Clarke | 17,741 | 3,261 | 3,282 | 3,264 | 17,640 | Camden | 13,113 | 2,568 | 2,597 | 2,587 | 13,045 |
| Clay | 19,563 | 4,108 | 4,162 | 4,150 | 19,417 | Cape Girardeau | 24,315 | 4,777 | 4,930 | 4,899 | 24,027 |
| Coahoma | 26,293 | 6,341 | 6,677 | 6,519 | 25,455 | Carroll | 26,455 | 5,624 | 5,708 | 5,683 | 26,254 |
| Copiah | 34,395 | 6,566 | 6,840 | 6,809 | 34,137 | Carter | 6,706 | 1,265 | 1,294 | 1,285 | 6,589 |
| Covington | 13,076 | 2,279 | 2,288 | 2,261 | 12,817 | Cass | 29,636 | 5,279 | 5,330 | 5,297 | 29,403 |
| De Soto | 24,751 | 5,091 | 5,143 | 5,111 | 24,619 | Cedar | 16,923 | 3,661 | 3,692 | 3,675 | 16,822 |
| Franklin | 13,678 | 2,570 | 2,612 | 2,605 | 13,631 | Chariton | 26,826 | 5,459 | 5,521 | 5,490 | 26,626 |
| Greene | 6,795 | 1,189 | 1,208 | 1,180 | 6,625 | Christian | 16,939 | 3,420 | 3,462 | 3,455 | 16,397 |
| Grenada | 14,112 | 2,833 | 2,938 | 2,912 | 13,955 | Clark | 15,383 | 3,504 | 3,561 | 3,543 | 15,277 |
| Hancock | 11,836 | 2,319 | 2,323 | 2,251 | 11,397 | Clay | 18,903 | 4,194 | 4,312 | 4,254 | 18,341 |
| Harrison | 21,002 | 4,154 | 4,259 | 4,128 | 20,231 | Clinton | 17,363 | 3,882 | 3,925 | 3,903 | 17,211 |
| Hinds | 52,577 | 10,410 | 10,732 | 10,653 | 50,311 | Cole | 20,573 | 3,566 | 3,721 | 3,689 | 18,184 |
| Holmes | 36,828 | 7,379 | 7,561 | 7,519 | 36,492 | Cooper | 22,532 | 4,568 | 4,698 | 4,665 | 21,920 |
| Issaquena | 10,400 | 2,627 | 2,683 | 2,657 | 9,969 | Crawford | 12,959 | 2,535 | 2,578 | 2,568 | 12,927 |
| Itawamba | 13,544 | 2,447 | 2,460 | 2,458 | 13,510 | Dade | 13,125 | 3,758 | 3,812 | 3,800 | 13,031 |
| Jackson | 16,513 | 3,413 | 3,460 | 3,339 | 15,835 | Dallas | 13,903 | 2,778 | 2,813 | 2,803 | 13,859 |
| Jasper | 15,394 | 2,666 | 2,702 | 2,702 | 15,342 | Davless | 21,325 | 4,669 | 4,719 | 4,697 | 21,133 |
| Jefferson | 21,292 | 4,435 | 4,640 | 4,611 | 21,189 | Dekalb | 14,418 | 3,208 | 3,242 | 3,232 | 14,353 |
| Jones | 17,846 | 3,262 | 3,289 | 3,212 | 17,366 | Dent | 12,986 | 2,436 | 2,516 | 2,511 | 12,943 |
| Kemper | 20,492 | 3,842 | 3,987 | 3,933 | 20,477 | Douglas | 16,302 | 3,149 | 3,179 | 3,175 | 16,771 |
| Lafayette | 22,110 | 4,277 | 4,360 | 4,336 | 21,909 | Dunklin | 21,706 | 4,314 | 4,362 | 4,307 | 21,222 |
| Lauderdale | 38,150 | 7,525 | 7,787 | 7,705 | 37,109 | Franklin | 30,581 | 5,917 | 6,101 | 6,069 | 30,253 |
| Lawrence | 15,103 | 2,596 | 2,623 | 2,613 | 15,064 | Gasconade | 12,298 | 2,394 | 2,447 | 2,434 | 12,226 |
| Leake | 17,360 | 3,163 | 3,259 | 3,256 | 17,349 | Gentry | 20,554 | 4,412 | 4,524 | 4,492 | 20,255 |
| Lee | 21,956 | 4,240 | 4,293 | 4,232 | 21,807 | Greene | 52,713 | 10,898 | 11,354 | 11,263 | 51,633 |
| Leflore | 23,834 | 5,426 | 5,640 | 5,571 | 23,360 | Grundy | 17,332 | 4,042 | 4,107 | 4,033 | 17,613 |
| Lincoln | 21,552 | 4,020 | 4,074 | 4,054 | 21,360 | Harrison | 24,398 | 5,304 | 5,339 | 5,313 | 24,187 |
| Lowndes | 29,095 | 6,102 | 6,419 | 6,354 | 28,543 | Henry | 28,054 | 6,145 | 6,237 | 6,200 | 27,772 |
| Madison | 32,493 | 6,426 | 6,697 | 6,642 | 32,148 | Hickory | 9,985 | 2,030 | 2,033 | 2,031 | 9,969 |
| | | | | | | Holt | 17,033 | 3,706 | 3,753 | 3,731 | 16,885 |
| | | | | | | Howard | 18,337 | 3,738 | 3,868 | 3,847 | 18,096 |

¹ Indian reservation.

DWELLINGS AND FAMILIES.

631

TABLE 103.—POPULATION, DWELLINGS, AND FAMILIES, BY COUNTIES: 1900—Continued.

| COUNTIES. | Total population. | Total dwellings. | Total families. | PRIVATE FAMILIES. | | COUNTIES. | Total population. | Total dwellings. | Total families. | PRIVATE FAMILIES. | |
|---------------------|-------------------|------------------|-----------------|-------------------|-------------|-------------------------------|-------------------|------------------|-----------------|-------------------|-------------|
| | | | | Number. | Population. | | | | | Number. | Population. |
| Missouri—Continued. | | | | | | Montana—Continued. | | | | | |
| Howell | 21,884 | 4,439 | 4,454 | 4,429 | 21,666 | Gallatin | 9,553 | 2,083 | 2,086 | 2,083 | 9,198 |
| Iron | 8,716 | 1,670 | 1,691 | 1,686 | 8,598 | Granite | 4,328 | 1,157 | 1,168 | 1,103 | 3,966 |
| Jackson | 195,193 | 34,681 | 43,294 | 42,094 | 180,435 | Jefferson | 5,330 | 1,400 | 1,408 | 1,250 | 4,140 |
| Jasper | 84,018 | 17,500 | 18,377 | 17,994 | 80,825 | Lewis and Clarke | 19,171 | 4,326 | 4,554 | 4,237 | 16,404 |
| Jefferson | 25,712 | 5,105 | 5,230 | 5,199 | 25,411 | Madison | 7,695 | 2,071 | 2,085 | 1,966 | 6,915 |
| Johnson | 27,843 | 6,115 | 6,184 | 6,135 | 27,470 | Meagher | 2,526 | 864 | 867 | 765 | 2,104 |
| Knox | 13,479 | 2,902 | 2,939 | 2,927 | 13,396 | Missoula | 13,964 | 3,153 | 3,231 | 2,962 | 11,818 |
| Laclede | 16,523 | 3,300 | 3,350 | 3,338 | 16,437 | Park | 7,841 | 1,776 | 1,825 | 1,704 | 6,251 |
| Lafayette | 31,679 | 6,302 | 6,472 | 6,413 | 31,097 | Ravalli | 7,822 | 1,672 | 1,686 | 1,629 | 7,199 |
| Lawrence | 31,662 | 6,516 | 6,687 | 6,630 | 31,203 | Silverbow | 47,635 | 9,198 | 10,061 | 9,808 | 39,415 |
| Lewis | 16,724 | 3,712 | 3,794 | 3,765 | 16,478 | Sweet Grass | 3,086 | 673 | 680 | 655 | 2,955 |
| Lincoln | 18,352 | 3,862 | 3,934 | 3,913 | 18,225 | Teton | 5,080 | 1,110 | 1,122 | 1,085 | 4,261 |
| Linn | 25,503 | 5,639 | 5,810 | 5,764 | 25,159 | Valley | 4,355 | 1,322 | 1,426 | 1,345 | 3,524 |
| Livingston | 22,302 | 4,900 | 4,979 | 4,937 | 21,862 | Yellowstone | 6,212 | 1,290 | 1,333 | 1,259 | 5,176 |
| McDonald | 13,574 | 2,769 | 2,794 | 2,783 | 13,492 | Crow reservation ¹ | 2,783 | 817 | 821 | 794 | 2,188 |
| Macon | 33,018 | 7,319 | 7,446 | 7,385 | 32,673 | Nebraska | | | | | |
| Madison | 9,975 | 1,965 | 1,996 | 1,989 | 9,936 | Adams | 18,840 | 3,901 | 3,996 | 3,957 | 17,795 |
| Maries | 9,616 | 1,833 | 1,845 | 1,842 | 9,590 | Antelope | 11,344 | 2,357 | 2,378 | 2,358 | 11,156 |
| Marion | 26,351 | 6,087 | 6,272 | 6,220 | 25,968 | Banner | 1,114 | 260 | 260 | 260 | 1,114 |
| Mercer | 14,706 | 3,116 | 3,143 | 3,143 | 14,626 | Blaine | 603 | 152 | 155 | 152 | 596 |
| Miller | 15,187 | 2,967 | 3,006 | 2,999 | 15,154 | Boone | 11,689 | 2,399 | 2,421 | 2,404 | 11,550 |
| Mississippi | 11,837 | 2,398 | 2,475 | 2,449 | 11,645 | Boxbutte | 5,572 | 1,176 | 1,257 | 1,211 | 5,120 |
| Moniteau | 15,931 | 3,314 | 3,342 | 3,322 | 15,802 | Boyd | 7,332 | 1,580 | 1,596 | 1,588 | 7,272 |
| Monroe | 19,716 | 4,377 | 4,422 | 4,410 | 19,623 | Brown | 3,470 | 784 | 785 | 774 | 3,416 |
| Montgomery | 16,571 | 3,570 | 3,605 | 3,585 | 16,414 | Buffalo | 20,254 | 4,300 | 4,368 | 4,326 | 19,731 |
| Morgan | 12,175 | 2,491 | 2,513 | 2,506 | 12,095 | Burt | 13,040 | 2,587 | 2,633 | 2,610 | 12,690 |
| New Madrid | 11,280 | 2,200 | 2,259 | 2,213 | 10,947 | Butler | 15,703 | 3,253 | 3,298 | 3,274 | 15,551 |
| Newton | 27,001 | 5,525 | 5,570 | 5,549 | 26,782 | Cass | 21,330 | 4,453 | 4,522 | 4,477 | 20,977 |
| Nodaway | 32,938 | 7,058 | 7,174 | 7,130 | 32,391 | Cedar | 12,467 | 2,472 | 2,496 | 2,481 | 12,324 |
| Oregon | 13,906 | 2,700 | 2,737 | 2,723 | 13,772 | Chase | 2,559 | 577 | 581 | 578 | 2,540 |
| Osage | 14,096 | 2,647 | 2,681 | 2,670 | 14,017 | Cherry | 6,541 | 1,452 | 1,468 | 1,433 | 6,261 |
| Ozark | 12,145 | 2,245 | 2,269 | 2,267 | 12,133 | Cheyenne | 5,570 | 1,100 | 1,122 | 1,090 | 5,038 |
| Pemiscot | 12,115 | 2,332 | 2,422 | 2,370 | 11,654 | Clay | 15,735 | 3,344 | 3,360 | 3,337 | 15,565 |
| Perry | 15,194 | 2,854 | 2,913 | 2,904 | 14,947 | Colfax | 11,211 | 2,243 | 2,274 | 2,259 | 11,106 |
| Pettis | 32,438 | 6,918 | 7,188 | 7,128 | 31,987 | Cuming | 14,584 | 2,724 | 2,746 | 2,725 | 14,422 |
| Phelps | 14,194 | 2,828 | 2,848 | 2,822 | 13,889 | Custer | 19,758 | 4,152 | 4,212 | 4,188 | 19,572 |
| Pike | 25,744 | 5,759 | 5,899 | 5,860 | 25,402 | Dakota | 6,286 | 1,258 | 1,265 | 1,257 | 6,199 |
| Platte | 16,193 | 3,414 | 3,483 | 3,468 | 15,815 | Dawes | 6,215 | 1,353 | 1,416 | 1,373 | 5,802 |
| Polk | 23,255 | 4,791 | 4,838 | 4,825 | 23,144 | Dawson | 12,214 | 2,587 | 2,613 | 2,586 | 11,968 |
| Pulaski | 10,394 | 2,022 | 2,043 | 2,035 | 10,338 | Deuel | 2,630 | 570 | 576 | 571 | 2,518 |
| Putnam | 16,688 | 3,437 | 3,456 | 3,445 | 16,602 | Dixon | 10,535 | 2,121 | 2,147 | 2,132 | 10,408 |
| Ralls | 12,287 | 2,668 | 2,701 | 2,685 | 12,160 | Dodge | 22,298 | 4,460 | 4,563 | 4,495 | 21,517 |
| Randolph | 24,442 | 5,475 | 5,614 | 5,574 | 24,138 | Douglas | 140,590 | 24,655 | 28,040 | 26,985 | 127,675 |
| Ray | 24,805 | 5,217 | 5,297 | 5,276 | 24,612 | Dundy | 2,434 | 561 | 567 | 563 | 2,376 |
| Reynolds | 8,161 | 1,481 | 1,511 | 1,506 | 8,125 | Fillmore | 15,087 | 3,141 | 3,162 | 3,145 | 14,892 |
| Ripley | 13,186 | 2,565 | 2,615 | 2,602 | 13,100 | Franklin | 9,455 | 1,905 | 1,927 | 1,910 | 9,266 |
| St. Charles | 24,474 | 4,597 | 4,662 | 4,622 | 23,817 | Frontier | 8,781 | 1,809 | 1,831 | 1,821 | 8,719 |
| St. Clair | 17,907 | 3,795 | 3,830 | 3,817 | 17,798 | Furnas | 12,373 | 2,680 | 2,699 | 2,679 | 12,220 |
| St. Genevieve | 10,359 | 1,925 | 1,952 | 1,944 | 10,271 | Gage | 30,051 | 6,326 | 6,457 | 6,418 | 29,456 |
| St. Francois | 24,051 | 4,585 | 4,729 | 4,658 | 23,948 | Garfield | 2,127 | 482 | 485 | 481 | 2,092 |
| St. Louis | 50,040 | 9,379 | 9,697 | 9,622 | 47,619 | Gosper | 5,301 | 1,099 | 1,105 | 1,100 | 5,282 |
| St. Louis city | 575,238 | 82,260 | 123,719 | 121,123 | 542,646 | Grant | 763 | 175 | 178 | 172 | 716 |
| Saline | 33,703 | 6,963 | 7,054 | 7,020 | 33,365 | Greeley | 5,691 | 1,108 | 1,125 | 1,112 | 5,633 |
| Schuyler | 10,840 | 2,335 | 2,352 | 2,341 | 10,772 | Hall | 17,206 | 3,470 | 3,551 | 3,508 | 16,526 |
| Scotland | 13,232 | 2,988 | 3,026 | 3,016 | 13,151 | Hamilton | 13,330 | 2,721 | 2,762 | 2,745 | 13,208 |
| Scott | 13,092 | 2,569 | 2,612 | 2,583 | 12,865 | Harlan | 9,370 | 1,961 | 1,987 | 1,974 | 9,262 |
| Shannon | 11,247 | 2,160 | 2,188 | 2,169 | 11,113 | Hayes | 2,708 | 571 | 579 | 579 | 2,708 |
| Shelby | 16,167 | 3,620 | 3,662 | 3,647 | 16,069 | Hitchcock | 4,409 | 976 | 988 | 987 | 4,401 |
| Stoddard | 24,669 | 4,964 | 4,999 | 4,964 | 24,410 | Holt | 12,224 | 2,512 | 2,535 | 2,510 | 12,032 |
| Stone | 9,892 | 1,954 | 1,992 | 1,991 | 9,889 | Hooker | 432 | 81 | 81 | 79 | 353 |
| Sullivan | 20,282 | 4,206 | 4,266 | 4,243 | 20,118 | Howard | 10,343 | 2,058 | 2,094 | 2,084 | 10,272 |
| Taney | 10,127 | 2,003 | 2,019 | 2,015 | 10,103 | Jefferson | 15,196 | 3,177 | 3,251 | 3,226 | 15,022 |
| Texas | 22,192 | 4,314 | 4,340 | 4,323 | 22,112 | Johnson | 11,197 | 2,402 | 2,431 | 2,411 | 11,042 |
| Vernon | 31,619 | 6,655 | 6,754 | 6,697 | 30,341 | Kearney | 9,866 | 2,043 | 2,066 | 2,059 | 9,798 |
| Warren | 9,919 | 1,922 | 1,948 | 1,941 | 9,712 | Keith | 1,951 | 433 | 443 | 435 | 1,892 |
| Washington | 14,263 | 2,773 | 2,812 | 2,802 | 14,188 | Keyapaha | 3,076 | 657 | 662 | 659 | 3,057 |
| Wayne | 15,309 | 2,984 | 3,029 | 2,999 | 15,063 | Kimball | 758 | 176 | 187 | 184 | 737 |
| Webster | 16,640 | 3,319 | 3,336 | 3,328 | 16,573 | Knox | 14,343 | 2,860 | 2,885 | 2,862 | 13,962 |
| Worth | 9,832 | 2,076 | 2,085 | 2,078 | 9,782 | Lancaster | 64,835 | 11,815 | 12,882 | 12,517 | 58,498 |
| Wright | 17,519 | 3,401 | 3,469 | 3,458 | 17,445 | Lincoln | 11,416 | 2,346 | 2,400 | 2,385 | 11,225 |
| Montana | 243,329 | 53,779 | 55,889 | 52,125 | 206,054 | Logan | 960 | 209 | 211 | 209 | 935 |
| Beaverhead | 5,615 | 1,495 | 1,507 | 1,387 | 5,015 | Loup | 1,305 | 281 | 283 | 282 | 1,295 |
| Broadwater | 2,641 | 684 | 687 | 653 | 2,437 | McPherson | 517 | 124 | 124 | 123 | 514 |
| Carbon | 7,533 | 1,753 | 1,767 | 1,700 | 7,057 | Madison | 16,976 | 3,294 | 3,337 | 3,301 | 16,360 |
| Cascade | 25,777 | 4,759 | 4,870 | 4,606 | 20,621 | Merrick | 9,255 | 1,970 | 1,970 | 1,954 | 9,122 |
| Choteau | 10,966 | 2,264 | 2,331 | 2,013 | 7,334 | Nance | 8,222 | 1,671 | 1,689 | 1,677 | 7,891 |
| Custer | 7,891 | 1,873 | 1,897 | 1,798 | 7,075 | Nemaha | 14,952 | 3,159 | 3,223 | 3,198 | 14,749 |
| Dawson | 2,443 | 614 | 622 | 590 | 2,271 | Nuckolls | 12,414 | 2,604 | 2,613 | 2,590 | 12,221 |
| Deer Lodge | 17,393 | 3,548 | 3,804 | 3,566 | 14,419 | Otoe | 22,288 | 4,574 | 4,687 | 4,645 | 21,845 |
| Fergus | 6,937 | 1,585 | 1,640 | 1,532 | 6,269 | Pawnee | 11,770 | 2,479 | 2,515 | 2,498 | 11,646 |
| Flathead | 9,375 | 2,362 | 2,381 | 2,235 | 8,252 | Perkins | 1,702 | 395 | 396 | 392 | 1,686 |

¹ Indian reservation.

TABLE 103.—POPULATION, DWELLINGS, AND FAMILIES, BY COUNTIES: 1900—Continued.

| COUNTIES. | Total population. | Total dwellings. | Total families. | PRIVATE FAMILIES. | | COUNTIES. | Total population. | Total dwellings. | Total families. | PRIVATE FAMILIES. | |
|---------------------|-------------------|------------------|-----------------|-------------------|-------------|-----------------|-------------------|------------------|-----------------|-------------------|-------------|
| | | | | Number. | Population. | | | | | Number. | Population. |
| Nebraska—Continued. | | | | | | New Mexico—Con. | | | | | |
| Phelps | 10,772 | 2,161 | 2,185 | 2,149 | 10,495 | Grant | 12,883 | 3,177 | 3,336 | 3,153 | 12,008 |
| Pierce | 8,445 | 1,593 | 1,605 | 1,596 | 8,388 | Guadalupe | 5,429 | 1,179 | 1,224 | 1,219 | 5,412 |
| Platte | 17,747 | 3,368 | 3,401 | 3,370 | 17,430 | Lincoln | 4,953 | 1,043 | 1,097 | 1,063 | 4,738 |
| Polk | 10,642 | 2,157 | 2,181 | 2,176 | 10,486 | Mora | 10,304 | 2,286 | 2,352 | 2,343 | 10,245 |
| Redwillow | 9,604 | 2,085 | 2,082 | 2,068 | 9,466 | Otero | 4,791 | 1,103 | 1,180 | 1,090 | 4,599 |
| Richardson | 19,614 | 4,133 | 4,184 | 4,161 | 19,399 | Rio Arriba | 13,777 | 3,341 | 3,372 | 3,357 | 13,694 |
| Rock | 2,809 | 612 | 617 | 618 | 2,783 | San Juan | 4,328 | 941 | 952 | 945 | 4,799 |
| Saline | 18,252 | 3,923 | 3,995 | 3,968 | 18,060 | San Miguel | 22,053 | 5,142 | 5,115 | 5,227 | 21,561 |
| Sarpy | 9,080 | 1,744 | 1,787 | 1,717 | 8,406 | Santa Fe | 14,658 | 3,251 | 3,479 | 3,448 | 13,526 |
| Saunders | 22,085 | 4,550 | 4,626 | 4,597 | 21,875 | Sierra | 3,158 | 792 | 825 | 814 | 3,121 |
| Scotts Bluff | 2,552 | 541 | 548 | 545 | 2,519 | Socorro | 12,195 | 2,986 | 3,017 | 2,977 | 11,983 |
| Seward | 15,690 | 3,287 | 3,320 | 3,297 | 15,390 | Taos | 10,889 | 2,498 | 2,521 | 2,521 | 10,826 |
| Sheridan | 6,033 | 1,315 | 1,336 | 1,325 | 5,954 | Union | 4,523 | 940 | 938 | 978 | 4,463 |
| Sherman | 6,550 | 1,293 | 1,295 | 1,290 | 6,526 | Valencia | 13,895 | 2,958 | 3,023 | 3,018 | 13,662 |
| Stoux | 2,555 | 458 | 461 | 458 | 2,040 | | | | | | |
| Stanton | 6,959 | 1,336 | 1,364 | 1,358 | 6,911 | New York | | | | | |
| Thayer | 14,325 | 2,924 | 2,982 | 2,942 | 14,157 | Albany | 165,571 | 26,094 | 27,958 | 27,358 | 158,201 |
| Thomas | 628 | 137 | 140 | 135 | 593 | Allegany | 41,501 | 10,632 | 10,927 | 10,838 | 40,845 |
| Thurston | 6,517 | 1,313 | 1,347 | 1,339 | 6,442 | Broome | 69,149 | 14,481 | 17,299 | 17,117 | 65,512 |
| Valley | 7,339 | 1,556 | 1,568 | 1,554 | 7,266 | Cattaraugus | 65,643 | 15,312 | 15,896 | 15,695 | 63,663 |
| Washington | 13,086 | 2,667 | 2,702 | 2,681 | 13,001 | Cayuga | 66,294 | 15,021 | 16,456 | 16,279 | 63,059 |
| Wayne | 9,362 | 1,857 | 1,898 | 1,891 | 9,481 | Chautauqua | 88,314 | 20,332 | 22,206 | 21,919 | 86,005 |
| Webster | 11,619 | 2,445 | 2,479 | 2,468 | 11,536 | Chemung | 54,063 | 11,774 | 12,943 | 12,747 | 50,814 |
| Wheeler | 1,362 | 302 | 305 | 303 | 1,345 | Chenango | 36,568 | 9,615 | 10,056 | 9,960 | 35,747 |
| York | 18,205 | 3,626 | 3,678 | 3,634 | 17,541 | Clinton | 47,430 | 9,349 | 9,711 | 9,594 | 44,888 |
| | | | | | | Columbia | 43,211 | 9,236 | 10,336 | 10,144 | 40,877 |
| Nevada | 42,335 | 10,960 | 11,190 | 10,472 | 37,438 | Cortland | 27,576 | 6,791 | 7,511 | 7,435 | 26,980 |
| Churchill | 830 | 188 | 194 | 187 | 797 | Delaware | 46,413 | 10,910 | 11,639 | 11,500 | 45,353 |
| Douglas | 1,534 | 351 | 351 | 330 | 1,417 | Dutchess | 81,670 | 15,960 | 18,751 | 18,466 | 75,905 |
| Elko | 5,688 | 1,323 | 1,341 | 1,231 | 4,978 | Erie | 433,686 | 67,570 | 91,993 | 90,490 | 413,563 |
| Esmeralda | 1,972 | 631 | 666 | 638 | 4,814 | Essex | 30,707 | 6,596 | 6,831 | 6,723 | 29,609 |
| Eureka | 1,954 | 606 | 610 | 574 | 1,779 | Franklin | 42,853 | 8,684 | 9,157 | 9,085 | 40,933 |
| Humboldt | 4,463 | 1,192 | 1,199 | 1,072 | 3,650 | Fulton | 42,842 | 8,990 | 11,139 | 11,040 | 42,126 |
| Lander | 1,534 | 430 | 431 | 393 | 1,333 | Genesee | 34,561 | 8,230 | 8,515 | 8,454 | 33,711 |
| Lincoln | 3,284 | 1,013 | 1,052 | 1,010 | 3,033 | Greene | 31,473 | 7,143 | 7,775 | 7,743 | 29,593 |
| Lyon | 2,268 | 552 | 556 | 539 | 2,167 | Hamilton | 4,947 | 905 | 932 | 886 | 4,317 |
| Nye | 1,140 | 356 | 356 | 347 | 1,118 | Herkimer | 51,049 | 11,363 | 12,300 | 12,128 | 49,457 |
| Ormsby | 2,893 | 687 | 690 | 655 | 2,369 | Jefferson | 76,743 | 13,025 | 19,084 | 18,841 | 73,960 |
| Storey | 3,073 | 1,115 | 1,131 | 1,064 | 3,372 | Kings | 1,166,582 | 113,972 | 255,321 | 252,519 | 1,125,830 |
| Washoe | 9,141 | 1,951 | 2,048 | 1,894 | 7,795 | Lewis | 27,427 | 6,548 | 6,723 | 6,652 | 25,845 |
| White Pine | 1,961 | 565 | 565 | 533 | 1,816 | Livingston | 37,059 | 8,663 | 8,982 | 8,892 | 35,438 |
| | | | | | | Madison | 40,545 | 10,387 | 10,833 | 10,761 | 39,443 |
| New Hampshire | 411,588 | 86,635 | 97,902 | 96,534 | 394,378 | Monroe | 217,854 | 42,311 | 47,570 | 46,939 | 209,091 |
| Belknap | 19,526 | 4,807 | 5,135 | 5,064 | 18,847 | Montgomery | 47,468 | 9,475 | 11,271 | 11,117 | 46,310 |
| Carroll | 16,895 | 4,293 | 4,404 | 4,335 | 16,213 | Nassau | 55,443 | 11,358 | 12,029 | 11,700 | 53,019 |
| Cheshire | 31,321 | 7,011 | 7,800 | 7,712 | 30,526 | New York | 2,050,600 | 100,547 | 433,953 | 425,461 | 1,925,515 |
| Coos | 29,468 | 5,498 | 6,285 | 6,161 | 27,822 | Niagara | 74,961 | 16,205 | 16,955 | 16,642 | 72,007 |
| Granton | 40,844 | 9,355 | 9,998 | 9,850 | 39,018 | Oneida | 132,800 | 26,817 | 31,073 | 30,680 | 126,185 |
| Hillsboro | 112,640 | 19,398 | 24,939 | 24,634 | 107,428 | Onondaga | 168,785 | 33,384 | 40,360 | 39,762 | 162,271 |
| Merrimack | 52,430 | 11,846 | 12,831 | 12,680 | 49,822 | Ontario | 49,605 | 11,807 | 12,341 | 12,174 | 47,869 |
| Rockingham | 51,118 | 11,969 | 12,795 | 12,623 | 49,311 | Orange | 103,859 | 20,078 | 23,654 | 23,174 | 97,643 |
| Strafford | 39,337 | 8,255 | 9,020 | 8,886 | 38,004 | Orleans | 30,164 | 7,291 | 7,526 | 7,476 | 29,567 |
| Sullivan | 18,009 | 4,203 | 4,645 | 4,589 | 17,337 | Oswego | 70,881 | 17,325 | 18,074 | 17,895 | 69,426 |
| | | | | | | Otsego | 48,998 | 12,617 | 13,426 | 13,250 | 47,535 |
| New Jersey | 1,883,669 | 321,032 | 415,222 | 408,993 | 1,819,831 | Putnam | 13,737 | 3,060 | 3,216 | 3,247 | 13,176 |
| Atlantic | 46,402 | 9,413 | 10,076 | 9,418 | 40,296 | Queens | 152,999 | 24,221 | 32,121 | 31,340 | 146,831 |
| Bergen | 78,441 | 15,521 | 16,855 | 16,599 | 76,492 | Rensselaer | 121,697 | 20,393 | 28,296 | 27,933 | 116,638 |
| Burlington | 58,241 | 13,289 | 13,529 | 13,373 | 57,017 | Richmond | 67,021 | 11,251 | 13,726 | 13,350 | 61,153 |
| Camden | 107,643 | 23,802 | 24,504 | 24,153 | 104,939 | Rockland | 38,298 | 7,254 | 8,025 | 7,734 | 34,596 |
| Cape May | 13,201 | 3,275 | 3,337 | 3,240 | 12,614 | St. Lawrence | 89,083 | 20,213 | 20,658 | 20,451 | 84,800 |
| Cumberland | 51,193 | 11,665 | 12,118 | 12,046 | 50,092 | Saratoga | 61,089 | 12,967 | 14,776 | 14,513 | 59,063 |
| Essex | 359,053 | 50,099 | 77,707 | 76,659 | 346,629 | Schenectady | 46,352 | 7,446 | 10,106 | 9,833 | 44,353 |
| Gloucester | 31,905 | 7,280 | 7,451 | 7,394 | 31,478 | Schoharie | 26,354 | 6,770 | 7,155 | 7,072 | 26,251 |
| Hudson | 386,048 | 44,262 | 83,674 | 82,311 | 376,578 | Schuyler | 15,811 | 4,298 | 4,441 | 4,501 | 15,467 |
| Hunterdon | 34,507 | 8,421 | 8,782 | 8,711 | 33,893 | Seneca | 28,114 | 6,387 | 6,569 | 6,500 | 24,959 |
| Mercer | 95,365 | 19,170 | 20,081 | 19,809 | 89,961 | Steuken | 32,322 | 19,826 | 20,333 | 20,611 | 79,479 |
| Middlesex | 79,782 | 14,194 | 16,693 | 16,385 | 76,352 | Suffolk | 77,582 | 16,545 | 17,356 | 16,907 | 69,172 |
| Monmouth | 82,057 | 18,134 | 19,149 | 18,542 | 78,022 | Sullivan | 32,306 | 7,158 | 7,639 | 7,310 | 30,679 |
| Morris | 65,156 | 13,065 | 13,864 | 13,631 | 60,976 | Tioga | 27,951 | 7,317 | 7,711 | 7,655 | 27,433 |
| Ocean | 19,747 | 4,698 | 4,841 | 4,720 | 19,090 | Tompkins | 33,830 | 8,517 | 9,079 | 8,941 | 32,707 |
| Passaic | 155,202 | 20,708 | 33,492 | 33,017 | 151,090 | Ulster | 88,422 | 18,034 | 20,481 | 20,024 | 85,527 |
| Salem | 25,530 | 6,044 | 6,147 | 6,109 | 25,151 | Warren | 29,943 | 6,663 | 7,084 | 6,955 | 28,822 |
| Somerset | 32,948 | 6,901 | 7,432 | 7,341 | 32,089 | Washington | 45,624 | 10,733 | 11,824 | 11,199 | 44,440 |
| Sussex | 24,134 | 5,483 | 5,716 | 5,630 | 23,470 | Wayne | 48,660 | 12,325 | 12,731 | 12,627 | 47,537 |
| Union | 99,353 | 17,040 | 20,845 | 20,559 | 96,595 | Westchester | 184,257 | 29,131 | 37,762 | 36,952 | 170,633 |
| Warren | 37,781 | 8,563 | 8,929 | 8,846 | 37,007 | Wyoming | 30,413 | 7,540 | 7,720 | 7,631 | 29,454 |
| | | | | | | Yates | 20,318 | 5,333 | 5,496 | 5,460 | 20,039 |
| New Mexico | 195,310 | 44,903 | 46,355 | 45,510 | 189,216 | North Carolina | | | | | |
| Bernalillo | 28,630 | 6,791 | 6,994 | 6,830 | 27,259 | Alamance | 25,665 | 4,806 | 4,873 | 4,818 | 25,206 |
| Chaves | 4,773 | 1,174 | 1,174 | 1,130 | 4,572 | Alexander | 10,960 | 2,164 | 2,183 | 2,179 | 10,940 |
| Colfax | 10,150 | 2,347 | 2,445 | 2,374 | 9,783 | Alleghany | 7,759 | 1,491 | 1,499 | 1,497 | 7,753 |
| Donna Ana | 10,187 | 2,297 | 2,356 | 2,313 | 9,835 | Ashe | 21,870 | 4,030 | 4,065 | 4,042 | 21,646 |
| Eddy | 3,229 | 712 | 737 | 715 | 3,125 | | | | | | |

DWELLINGS AND FAMILIES.

633

TABLE 103.—POPULATION, DWELLINGS, AND FAMILIES, BY COUNTIES: 1900—Continued.

| COUNTIES. | Total population. | Total dwellings. | Total families. | PRIVATE FAMILIES. | | COUNTIES. | Total population. | Total dwellings. | Total families. | PRIVATE FAMILIES. | |
|---------------------|-------------------|------------------|-----------------|-------------------|-------------|---|-------------------|------------------|-----------------|-------------------|-------------|
| | | | | Number. | Population. | | | | | Number. | Population. |
| North Carolina—Con. | | | | | | North Carolina—Con. | | | | | |
| Beaufort | 26,404 | 5,888 | 5,490 | 5,427 | 26,082 | Warren | 19,151 | 3,510 | 3,570 | 3,556 | 19,063 |
| Bertie | 20,588 | 4,070 | 4,091 | 4,061 | 20,425 | Washington | 10,608 | 2,067 | 2,169 | 2,156 | 10,581 |
| Bladen | 17,677 | 3,312 | 3,326 | 3,320 | 17,613 | Watauga | 13,417 | 2,497 | 2,514 | 2,504 | 13,347 |
| Brunswick | 12,657 | 2,431 | 2,473 | 2,458 | 12,488 | Wayne | 31,356 | 6,171 | 6,323 | 6,280 | 30,544 |
| Buncombe | 44,288 | 7,827 | 8,986 | 8,823 | 43,116 | Wilkes | 26,872 | 5,173 | 5,229 | 5,217 | 26,772 |
| Burke | 17,699 | 3,206 | 3,220 | 3,210 | 16,743 | Wilson | 23,596 | 4,707 | 4,818 | 4,776 | 23,514 |
| Cabarrus | 22,456 | 4,091 | 4,126 | 4,093 | 21,876 | Yadkin | 14,083 | 2,792 | 2,815 | 2,809 | 14,029 |
| Caldwell | 15,694 | 2,973 | 3,004 | 2,992 | 15,623 | Yancey | 11,464 | 2,096 | 2,144 | 2,139 | 11,445 |
| Camden | 5,474 | 1,073 | 1,113 | 1,111 | 5,470 | North Dakota | | | | | |
| Carteret | 11,811 | 2,452 | 2,523 | 2,511 | 11,751 | 319,146 63,319 64,690 63,360 305,338 | | | | | |
| Caswell | 15,028 | 2,922 | 2,961 | 2,940 | 14,955 | Barnes | 13,159 | 2,386 | 2,465 | 2,357 | 12,143 |
| Catawba | 22,133 | 4,196 | 4,249 | 4,236 | 22,023 | Benson | 8,320 | 1,852 | 1,901 | 1,868 | 7,968 |
| Chatham | 23,912 | 4,584 | 4,630 | 4,616 | 23,797 | Billings | 975 | 233 | 236 | 231 | 934 |
| Cherokee | 11,860 | 2,112 | 2,123 | 2,114 | 11,796 | Botineau | 7,532 | 1,925 | 1,935 | 1,916 | 7,336 |
| Chowan | 10,258 | 1,972 | 2,066 | 2,051 | 10,126 | Burleigh | 6,081 | 1,175 | 1,225 | 1,162 | 5,094 |
| Clay | 4,582 | 833 | 849 | 848 | 4,525 | Cass | 23,625 | 4,951 | 5,229 | 5,056 | 26,557 |
| Cleveland | 25,078 | 4,681 | 4,781 | 4,755 | 24,904 | Cavalier | 12,580 | 2,761 | 2,782 | 2,760 | 12,308 |
| Columbus | 21,274 | 4,039 | 4,096 | 4,080 | 21,167 | Dickey | 6,061 | 1,265 | 1,279 | 1,258 | 5,855 |
| Craven | 24,160 | 5,093 | 5,568 | 5,522 | 23,886 | Eddy | 3,330 | 730 | 750 | 742 | 3,222 |
| Cumberland | 29,249 | 5,506 | 5,616 | 5,565 | 28,950 | Emmons | 4,349 | 842 | 853 | 849 | 4,315 |
| Currituck | 6,529 | 1,312 | 1,318 | 1,310 | 6,492 | Foster | 3,770 | 790 | 820 | 802 | 3,620 |
| Dare | 4,757 | 966 | 983 | 969 | 4,688 | Grand Forks | 24,459 | 4,382 | 4,660 | 4,545 | 22,993 |
| Davidson | 23,403 | 4,676 | 4,764 | 4,752 | 23,114 | Griggs | 4,744 | 960 | 969 | 952 | 4,633 |
| Davie | 12,115 | 2,360 | 2,379 | 2,370 | 12,032 | Kidder | 1,754 | 341 | 345 | 334 | 1,608 |
| Duplin | 22,405 | 4,217 | 4,289 | 4,277 | 22,347 | Lamoure | 6,043 | 1,246 | 1,253 | 1,242 | 5,899 |
| Durham | 26,233 | 4,775 | 5,114 | 5,071 | 25,839 | Logan | 1,625 | 288 | 288 | 288 | 1,625 |
| Edgecombe | 26,591 | 5,402 | 5,501 | 5,424 | 26,128 | McHenry | 5,253 | 1,237 | 1,252 | 1,224 | 5,057 |
| Forsyth | 35,261 | 6,983 | 7,396 | 7,325 | 34,673 | McIntosh | 4,313 | 806 | 821 | 819 | 4,811 |
| Franklin | 25,116 | 4,646 | 4,763 | 4,742 | 24,977 | McLean | 4,791 | 1,073 | 1,105 | 1,087 | 4,487 |
| Gaston | 27,903 | 5,024 | 5,135 | 5,087 | 27,415 | Mercer | 1,778 | 318 | 318 | 317 | 1,772 |
| Gates | 10,413 | 1,892 | 1,975 | 1,971 | 10,387 | Morton | 8,069 | 1,585 | 1,593 | 1,569 | 7,841 |
| Graham | 4,343 | 800 | 804 | 803 | 4,340 | Nelson | 7,816 | 1,484 | 1,500 | 1,482 | 7,179 |
| Granville | 23,253 | 4,302 | 4,397 | 4,378 | 22,818 | Oliver | 1,990 | 196 | 196 | 195 | 986 |
| Greene | 12,038 | 2,343 | 2,386 | 2,378 | 11,993 | Pembina | 17,863 | 3,238 | 3,342 | 3,292 | 17,408 |
| Guilford | 39,074 | 7,742 | 7,977 | 7,879 | 38,171 | Pierce | 4,765 | 1,110 | 1,121 | 1,107 | 4,673 |
| Halifax | 30,793 | 6,130 | 6,312 | 6,232 | 30,007 | Ramsey | 9,193 | 2,042 | 2,056 | 2,009 | 8,809 |
| Harnett | 15,988 | 2,905 | 2,945 | 2,932 | 15,940 | Ransom | 6,919 | 1,346 | 1,368 | 1,350 | 6,704 |
| Haywood | 16,222 | 2,917 | 2,938 | 2,932 | 16,053 | Richard | 17,337 | 3,213 | 3,235 | 3,235 | 16,982 |
| Henderson | 14,104 | 2,629 | 2,685 | 2,655 | 13,860 | Rolette | 7,995 | 1,753 | 1,773 | 1,763 | 7,950 |
| Hertford | 14,294 | 2,598 | 2,633 | 2,610 | 14,176 | Sargente | 6,039 | 1,213 | 1,230 | 1,215 | 5,775 |
| Hyde | 9,278 | 1,797 | 1,809 | 1,803 | 9,243 | Stark | 7,621 | 1,462 | 1,476 | 1,398 | 7,116 |
| Iredell | 29,064 | 5,564 | 5,672 | 5,656 | 28,745 | Steele | 5,888 | 1,052 | 1,034 | 1,075 | 5,778 |
| Jackson | 11,853 | 2,202 | 2,235 | 2,226 | 11,774 | Stutsman | 9,143 | 1,827 | 1,861 | 1,824 | 8,403 |
| Johnston | 32,250 | 6,226 | 6,320 | 6,299 | 32,099 | Towner | 6,491 | 1,486 | 1,512 | 1,491 | 6,323 |
| Jones | 8,226 | 1,564 | 1,580 | 1,577 | 8,196 | Traill | 13,107 | 2,219 | 2,254 | 2,200 | 12,588 |
| Lenoir | 18,639 | 3,636 | 3,795 | 3,759 | 18,441 | Walsh | 20,288 | 3,796 | 3,836 | 3,771 | 19,745 |
| Lincoln | 15,498 | 2,789 | 2,854 | 2,843 | 15,425 | Ward | 7,961 | 1,901 | 1,914 | 1,852 | 7,542 |
| McDowell | 12,567 | 2,392 | 2,410 | 2,392 | 12,404 | Wells | 8,310 | 1,808 | 1,829 | 1,786 | 8,044 |
| Macon | 12,104 | 2,192 | 2,214 | 2,202 | 12,015 | Williams | 1,530 | 335 | 338 | 310 | 1,314 |
| Madison | 20,644 | 3,766 | 3,804 | 3,790 | 20,508 | Standing Rock reservation (part of) | 2,208 | 633 | 636 | 627 | 1,941 |
| Martin | 15,383 | 3,089 | 3,164 | 3,145 | 15,233 | Ohio | | | | | |
| Mecklenburg | 55,268 | 10,435 | 11,022 | 10,874 | 53,926 | 4,157,545 857,636 944,433 934,674 4,028,125 | | | | | |
| Mitchell | 15,221 | 2,812 | 2,872 | 2,860 | 15,123 | Adams | 26,328 | 5,702 | 5,787 | 5,759 | 26,038 |
| Montgomery | 14,197 | 2,675 | 2,697 | 2,651 | 13,941 | Allen | 47,976 | 10,320 | 10,331 | 10,712 | 47,002 |
| Moore | 23,622 | 4,543 | 4,626 | 4,573 | 23,386 | Ashland | 21,184 | 5,250 | 5,442 | 5,422 | 21,030 |
| Nash | 25,478 | 5,008 | 5,068 | 5,030 | 25,240 | Ashtabula | 51,443 | 11,926 | 12,606 | 12,413 | 49,633 |
| New Hanover | 25,785 | 5,453 | 6,082 | 5,990 | 25,090 | Athens | 38,730 | 8,054 | 8,302 | 8,235 | 37,117 |
| Northampton | 21,150 | 4,048 | 4,095 | 4,075 | 20,882 | Auglaize | 31,192 | 6,640 | 6,805 | 6,743 | 30,566 |
| Onslow | 11,940 | 2,315 | 2,348 | 2,336 | 11,835 | Belmont | 60,375 | 12,626 | 13,324 | 13,204 | 59,723 |
| Orange | 14,690 | 2,880 | 2,894 | 2,884 | 14,625 | Brown | 28,237 | 6,370 | 6,523 | 6,495 | 27,821 |
| Pamlico | 8,045 | 1,617 | 1,647 | 1,639 | 8,000 | Butler | 56,870 | 12,044 | 12,856 | 12,695 | 55,046 |
| Pasquotank | 13,660 | 2,703 | 2,835 | 2,819 | 13,520 | Carroll | 16,311 | 3,390 | 3,394 | 3,359 | 16,615 |
| Pender | 13,381 | 2,517 | 2,567 | 2,561 | 13,359 | Champaign | 26,642 | 6,451 | 6,624 | 6,574 | 26,241 |
| Perquimans | 10,091 | 1,928 | 1,966 | 1,949 | 10,026 | Clark | 58,939 | 12,632 | 13,529 | 13,386 | 57,070 |
| Person | 16,685 | 3,056 | 3,078 | 3,053 | 16,564 | Clermont | 31,610 | 7,563 | 7,763 | 7,730 | 31,372 |
| Pitt | 30,389 | 5,933 | 6,087 | 6,060 | 30,669 | Clinton | 24,202 | 5,750 | 5,936 | 5,893 | 23,862 |
| Polk | 7,004 | 1,366 | 1,384 | 1,377 | 6,977 | Columbiana | 68,590 | 15,284 | 15,860 | 15,650 | 66,920 |
| Randolph | 23,232 | 5,605 | 5,675 | 5,653 | 23,096 | Coshocton | 29,337 | 6,389 | 6,615 | 6,571 | 28,900 |
| Richmond | 15,855 | 3,030 | 3,092 | 3,056 | 15,572 | Crawford | 33,915 | 7,576 | 7,978 | 7,898 | 33,348 |
| Robeson | 40,371 | 7,631 | 7,708 | 7,645 | 40,023 | Cuyahoga | 439,120 | 75,677 | 94,434 | 92,789 | 417,943 |
| Rockingham | 33,163 | 5,974 | 6,112 | 6,069 | 32,820 | Darke | 42,532 | 9,537 | 9,810 | 9,756 | 42,027 |
| Rowan | 31,066 | 5,900 | 6,097 | 6,041 | 30,605 | Defiance | 26,387 | 5,736 | 5,942 | 5,903 | 25,997 |
| Rutherford | 25,101 | 4,654 | 4,764 | 4,746 | 24,968 | Delaware | 26,401 | 6,130 | 6,392 | 6,352 | 25,532 |
| Sampson | 26,330 | 4,813 | 4,884 | 4,876 | 26,298 | Erie | 37,650 | 8,050 | 8,459 | 8,350 | 35,426 |
| Scotland | 12,553 | 2,534 | 2,568 | 2,536 | 12,458 | Fairfield | 34,259 | 7,558 | 7,843 | 7,797 | 32,772 |
| Stanly | 15,220 | 2,710 | 2,801 | 2,794 | 15,157 | Fayette | 21,725 | 4,942 | 5,086 | 5,054 | 21,468 |
| Stokes | 19,366 | 3,663 | 3,713 | 3,701 | 19,300 | Franklin | 164,460 | 32,541 | 36,173 | 35,544 | 151,099 |
| Surry | 25,515 | 4,944 | 5,041 | 5,022 | 25,333 | Fulton | 22,801 | 5,417 | 5,505 | 5,489 | 22,626 |
| Swain | 8,401 | 1,485 | 1,509 | 1,501 | 8,205 | Gallia | 27,918 | 5,831 | 5,945 | 5,911 | 26,716 |
| Transylvania | 6,620 | 1,272 | 1,296 | 1,285 | 6,549 | Geauga | 14,744 | 3,661 | 3,754 | 3,724 | 14,465 |
| Tyrrell | 4,980 | 970 | 1,001 | 1,000 | 4,974 | Greene | 31,613 | 7,121 | 7,430 | 7,378 | 29,976 |
| Union | 27,156 | 5,020 | 5,103 | 5,082 | 26,939 | Guernsey | 34,425 | 7,456 | 7,824 | 7,756 | 33,800 |
| Vance | 16,684 | 3,033 | 3,166 | 3,149 | 16,571 | | | | | | |
| Wake | 54,626 | 10,290 | 10,633 | 10,541 | 52,596 | | | | | | |

1 Indian reservation.

STATISTICS OF POPULATION.

TABLE 103.—POPULATION, DWELLINGS, AND FAMILIES, BY COUNTIES: 1900—Continued.

| COUNTIES. | Total population. | Total dwellings. | Total families. | PRIVATE FAMILIES. | | COUNTIES. | Total population. | Total dwellings. | Total families. | PRIVATE FAMILIES. | |
|-----------------|-------------------|------------------|-----------------|-------------------|-------------|--|-------------------|------------------|-----------------|-------------------|-------------|
| | | | | Number. | Population. | | | | | Number. | Population. |
| Ohio—Continued. | | | | | | Oklahoma—Con. | | | | | |
| Hamilton | 409,479 | 56,680 | 91,788 | 90,597 | 390,617 | Kaw reservation ¹ | 768 | 171 | 173 | 169 | 786 |
| Hancock | 41,993 | 9,570 | 9,959 | 9,879 | 41,380 | Kiowa, Comanche, and Apache reservation ¹ | 4,968 | 1,089 | 1,086 | 1,043 | 3,926 |
| Hardin | 31,187 | 7,061 | 7,282 | 7,225 | 30,807 | Osage reservation ¹ | 6,717 | 1,343 | 1,374 | 1,349 | 6,542 |
| Harrison | 20,486 | 4,787 | 4,939 | 4,896 | 20,126 | Wichita reservation ¹ | 1,420 | 296 | 326 | 322 | 1,284 |
| Henry | 27,282 | 5,974 | 6,074 | 6,035 | 27,011 | | | | | | |
| Highland | 30,982 | 7,173 | 7,364 | 7,334 | 30,699 | Oregon | 413,586 | 87,523 | 91,214 | 87,545 | 371,638 |
| Hocking | 24,398 | 5,030 | 5,201 | 5,170 | 24,113 | Baker | 15,597 | 3,781 | 3,940 | 3,560 | 13,447 |
| Holmes | 19,511 | 4,260 | 4,401 | 4,383 | 19,289 | Benton | 6,706 | 1,546 | 1,546 | 1,547 | 6,591 |
| Huron | 32,330 | 8,079 | 8,296 | 8,232 | 31,779 | Clackamas | 19,658 | 4,385 | 4,440 | 4,392 | 19,254 |
| Jackson | 34,248 | 7,002 | 7,249 | 7,206 | 33,879 | Clatsop | 12,765 | 2,465 | 2,785 | 2,479 | 10,108 |
| Jefferson | 44,357 | 9,211 | 9,624 | 9,460 | 42,606 | Columbia | 6,237 | 1,453 | 1,470 | 1,426 | 6,912 |
| Knox | 27,768 | 6,692 | 6,914 | 6,873 | 27,173 | Coos | 10,824 | 2,264 | 2,306 | 2,204 | 9,613 |
| Lake | 21,680 | 4,905 | 5,190 | 5,107 | 20,792 | Crook | 3,964 | 924 | 931 | 901 | 3,643 |
| Lawrence | 39,534 | 7,787 | 8,012 | 7,986 | 39,122 | Curry | 1,868 | 439 | 443 | 425 | 1,773 |
| Licking | 47,070 | 10,965 | 11,380 | 11,252 | 45,839 | Douglas | 14,655 | 3,184 | 3,233 | 3,165 | 13,980 |
| Logan | 30,420 | 7,119 | 7,301 | 7,256 | 30,061 | Gilliam | 3,201 | 672 | 693 | 676 | 3,080 |
| Lorain | 54,857 | 11,468 | 12,416 | 12,213 | 52,663 | Grant | 5,948 | 1,655 | 1,675 | 1,557 | 5,338 |
| Lucas | 153,559 | 31,314 | 33,707 | 33,083 | 146,078 | Harney | 2,598 | 678 | 699 | 643 | 2,397 |
| Madison | 20,590 | 4,608 | 4,694 | 4,663 | 20,306 | Jackson | 13,693 | 3,287 | 3,321 | 3,242 | 13,224 |
| Mahoning | 70,134 | 14,095 | 15,031 | 14,845 | 68,290 | Josephine | 7,617 | 1,805 | 1,811 | 1,736 | 7,020 |
| Marion | 23,678 | 6,490 | 6,706 | 6,661 | 23,230 | Klamath | 3,970 | 950 | 955 | 929 | 3,809 |
| Medina | 21,958 | 5,442 | 5,567 | 5,541 | 21,741 | Lake | 2,847 | 694 | 696 | 614 | 2,707 |
| Meigs | 23,620 | 6,346 | 6,606 | 6,584 | 23,419 | Lane | 19,604 | 4,498 | 4,568 | 4,478 | 18,906 |
| Mercer | 28,021 | 5,648 | 5,782 | 5,732 | 27,428 | Lincoln | 3,575 | 927 | 929 | 909 | 3,488 |
| Miami | 43,105 | 10,197 | 10,733 | 10,659 | 42,443 | Linn | 18,603 | 4,224 | 4,317 | 4,258 | 18,158 |
| Monroe | 27,031 | 5,455 | 5,579 | 5,534 | 26,580 | Malheur | 4,203 | 1,012 | 1,030 | 983 | 3,858 |
| Montgomery | 130,145 | 26,745 | 28,682 | 28,406 | 121,111 | Marion | 27,713 | 5,766 | 5,853 | 5,729 | 24,576 |
| Morgan | 17,905 | 4,186 | 4,269 | 4,254 | 17,743 | Morrow | 4,151 | 932 | 961 | 930 | 4,009 |
| Morrow | 17,879 | 4,595 | 4,715 | 4,694 | 17,732 | Multnomah | 103,167 | 17,311 | 19,464 | 18,184 | 79,919 |
| Muskingum | 53,185 | 12,257 | 12,751 | 12,644 | 52,257 | Polk | 9,923 | 2,322 | 2,357 | 2,334 | 9,800 |
| Noble | 19,466 | 4,223 | 4,266 | 4,254 | 19,340 | Sherman | 3,477 | 848 | 854 | 831 | 3,386 |
| Ottawa | 22,213 | 4,796 | 4,867 | 4,821 | 21,790 | Tillamook | 4,471 | 1,037 | 1,051 | 1,032 | 4,315 |
| Paulding | 27,523 | 5,843 | 5,907 | 5,872 | 27,315 | Umatilla | 13,049 | 3,772 | 3,832 | 3,662 | 16,551 |
| Perry | 31,841 | 6,803 | 6,944 | 6,899 | 31,543 | Union | 16,070 | 3,589 | 3,710 | 3,573 | 15,082 |
| Pickaway | 27,016 | 5,927 | 6,127 | 6,096 | 26,768 | Wallowa | 5,538 | 1,325 | 1,336 | 1,315 | 5,451 |
| Pike | 13,172 | 3,778 | 3,844 | 3,827 | 13,015 | Wasco | 13,199 | 2,969 | 3,051 | 2,916 | 12,378 |
| Portage | 29,246 | 7,282 | 7,533 | 7,452 | 28,439 | Washington | 14,467 | 3,246 | 3,281 | 3,257 | 14,226 |
| Preble | 23,713 | 5,884 | 6,019 | 5,997 | 23,488 | Wheeler | 2,443 | 533 | 552 | 533 | 2,343 |
| Futnam | 32,525 | 6,727 | 6,883 | 6,846 | 32,106 | Yamhill | 13,420 | 3,120 | 3,156 | 3,130 | 13,291 |
| Richland | 44,289 | 9,961 | 10,685 | 10,621 | 43,165 | | | | | | |
| Ross | 40,940 | 8,877 | 9,129 | 9,065 | 40,409 | Pennsylvania | 6,302,115 | 1,236,238 | 1,320,025 | 1,303,174 | 6,086,595 |
| Sandusky | 34,311 | 7,680 | 8,023 | 7,960 | 33,686 | Adams | 34,496 | 7,595 | 7,820 | 7,771 | 34,076 |
| Scioto | 40,961 | 8,323 | 8,723 | 8,643 | 40,176 | Allegheny | 775,058 | 130,331 | 153,823 | 151,587 | 746,475 |
| Seneca | 41,163 | 9,511 | 9,838 | 9,742 | 39,937 | Armstrong | 52,551 | 10,829 | 11,098 | 10,978 | 51,588 |
| Shelby | 24,625 | 5,510 | 5,666 | 5,641 | 24,347 | Beaver | 56,432 | 12,002 | 12,340 | 12,160 | 54,790 |
| Stark | 94,747 | 20,618 | 21,706 | 21,535 | 92,032 | Bedford | 39,468 | 7,922 | 8,167 | 8,120 | 38,943 |
| Summit | 71,715 | 15,147 | 16,575 | 16,352 | 69,292 | Berks | 159,615 | 33,173 | 34,594 | 34,169 | 153,799 |
| Trumbull | 46,591 | 10,796 | 11,151 | 11,042 | 45,690 | Blair | 85,099 | 17,210 | 17,679 | 17,472 | 82,731 |
| Tuscarawas | 58,751 | 11,619 | 12,075 | 11,968 | 57,736 | Bradford | 59,403 | 14,121 | 14,608 | 14,494 | 58,381 |
| Union | 22,842 | 5,340 | 5,507 | 5,466 | 22,083 | Bucks | 71,190 | 15,685 | 16,381 | 16,218 | 69,098 |
| Van Wert | 30,394 | 6,640 | 6,744 | 6,715 | 30,158 | Butler | 55,962 | 11,849 | 12,063 | 11,973 | 55,601 |
| Vinton | 15,330 | 3,265 | 3,310 | 3,299 | 15,213 | Cambria | 104,837 | 18,844 | 19,829 | 19,465 | 100,613 |
| Warren | 25,584 | 6,028 | 6,348 | 6,299 | 25,031 | Cameron | 7,048 | 1,376 | 1,414 | 1,362 | 6,298 |
| Washington | 43,245 | 10,215 | 10,729 | 10,657 | 47,489 | Carbon | 44,510 | 8,636 | 8,906 | 8,703 | 42,376 |
| Wayne | 37,870 | 8,777 | 9,021 | 8,957 | 37,142 | Center | 42,394 | 8,874 | 9,091 | 9,021 | 42,277 |
| Williams | 24,953 | 6,067 | 6,178 | 6,146 | 24,696 | Chester | 95,695 | 20,206 | 20,768 | 20,473 | 91,685 |
| Wood | 51,555 | 11,731 | 12,015 | 11,925 | 50,964 | Clarion | 34,283 | 7,103 | 7,240 | 7,190 | 33,884 |
| Wyandot | 21,125 | 4,953 | 5,047 | 5,011 | 20,850 | Clearfield | 80,614 | 15,467 | 15,879 | 15,639 | 78,841 |
| Oklahoma | 398,331 | 85,309 | 86,908 | 85,929 | 388,356 | Clinton | 29,197 | 6,142 | 6,343 | 6,254 | 28,290 |
| Beaver | 3,051 | 706 | 718 | 713 | 3,026 | Columbia | 39,896 | 8,498 | 8,748 | 8,675 | 39,019 |
| Blaine | 10,653 | 2,470 | 2,484 | 2,469 | 10,547 | Crawford | 63,643 | 15,125 | 15,764 | 15,623 | 62,136 |
| Canadian | 15,981 | 3,193 | 3,331 | 3,272 | 15,231 | Cumberland | 50,344 | 11,554 | 11,800 | 11,710 | 48,363 |
| Cleveland | 16,388 | 3,170 | 3,241 | 3,218 | 15,947 | Dauphin | 114,443 | 23,753 | 24,517 | 24,110 | 109,309 |
| Custer | 12,264 | 2,808 | 2,839 | 2,817 | 12,146 | Delaware | 94,762 | 18,256 | 18,676 | 18,417 | 90,083 |
| Day | 2,173 | 458 | 458 | 456 | 2,168 | Elk | 32,903 | 5,729 | 5,894 | 5,726 | 30,129 |
| Dewey | 8,319 | 2,145 | 2,164 | 2,161 | 8,307 | Erie | 93,473 | 20,944 | 22,773 | 22,516 | 95,170 |
| Garfield | 22,076 | 4,899 | 4,979 | 4,923 | 21,531 | Fayette | 110,412 | 20,310 | 21,354 | 20,904 | 104,940 |
| Grant | 17,273 | 3,987 | 4,028 | 3,990 | 17,044 | Forest | 11,039 | 2,188 | 2,222 | 2,172 | 10,471 |
| Greer | 17,922 | 3,577 | 3,593 | 3,570 | 17,816 | Franklin | 54,302 | 11,684 | 12,105 | 12,041 | 53,833 |
| Kay | 22,530 | 4,892 | 5,028 | 4,951 | 21,653 | Fulton | 9,324 | 2,095 | 2,156 | 2,147 | 9,375 |
| Kingfisher | 13,501 | 4,053 | 4,087 | 4,023 | 13,079 | Greene | 23,281 | 5,979 | 6,151 | 6,119 | 23,007 |
| Lincoln | 27,007 | 5,548 | 5,617 | 5,583 | 26,663 | Huntingdon | 34,650 | 7,195 | 7,410 | 7,326 | 33,212 |
| Logan | 26,563 | 5,615 | 5,722 | 5,641 | 25,716 | Indiana | 42,556 | 8,925 | 9,172 | 9,117 | 41,776 |
| Noble | 14,015 | 3,097 | 3,149 | 3,095 | 13,515 | Jefferson | 59,113 | 11,303 | 11,719 | 11,553 | 57,316 |
| Oklahoma | 25,915 | 5,106 | 5,436 | 5,270 | 24,169 | Juniata | 16,054 | 3,442 | 3,507 | 3,493 | 15,926 |
| Pawnee | 12,366 | 2,686 | 2,725 | 2,710 | 12,205 | Lackawanna | 193,831 | 34,454 | 38,779 | 38,064 | 186,531 |
| Payne | 20,909 | 4,420 | 4,431 | 4,452 | 20,626 | Lancaster | 159,241 | 34,323 | 35,559 | 35,154 | 155,433 |
| Pottawatomie | 26,412 | 5,326 | 5,354 | 5,317 | 25,966 | Lawrence | 57,042 | 11,334 | 12,400 | 12,237 | 55,497 |
| Roger Mills | 6,190 | 1,363 | 1,364 | 1,353 | 6,138 | Lebanon | 53,827 | 11,410 | 12,109 | 11,975 | 52,233 |
| Washita | 15,001 | 3,089 | 3,160 | 3,144 | 14,772 | Lehigh | 93,893 | 19,758 | 20,567 | 20,265 | 90,321 |
| Woods | 34,975 | 8,001 | 8,104 | 8,075 | 34,793 | Luzerne | 257,121 | 48,070 | 50,226 | 49,443 | 250,477 |
| Woodward | 7,469 | 1,851 | 1,871 | 1,843 | 7,308 | | | | | | |

¹ Indian reservation.

DWELLINGS AND FAMILIES.

TABLE 103.—POPULATION, DWELLINGS, AND FAMILIES, BY COUNTIES: 1900—Continued.

| COUNTIES. | Total population. | Total dwellings. | Total families. | PRIVATE FAMILIES. | | COUNTIES. | Total population. | Total dwellings. | Total families. | PRIVATE FAMILIES. | |
|----------------------------|-------------------|------------------|-----------------|-------------------|-------------|---|-------------------|------------------|-----------------|-------------------|-------------|
| | | | | Number. | Population. | | | | | Number. | Population. |
| Pennsylvania—Con. | | | | | | South Dakota—Con. | | | | | |
| Lycoming..... | 75,663 | 16,380 | 9,908 | 16,693 | 73,844 | Campbell..... | 4,527 | 834 | 840 | 836 | 4,505 |
| McKean..... | 51,843 | 10,690 | 11,231 | 10,996 | 48,832 | Charles Mix..... | 8,498 | 1,997 | 2,013 | 1,994 | 8,192 |
| Mercer..... | 57,387 | 12,563 | 13,062 | 12,937 | 56,275 | Clark..... | 6,942 | 1,453 | 1,471 | 1,455 | 6,821 |
| Mifflin..... | 23,160 | 4,896 | 5,051 | 5,011 | 22,717 | Clay..... | 9,316 | 1,840 | 1,857 | 1,836 | 9,072 |
| Monroe..... | 21,161 | 4,588 | 4,756 | 4,661 | 20,470 | Codington..... | 8,770 | 1,727 | 1,769 | 1,741 | 8,581 |
| Montgomery..... | 138,995 | 27,540 | 28,689 | 28,252 | 131,328 | Custer..... | 2,728 | 706 | 709 | 695 | 2,654 |
| Montour..... | 15,526 | 3,151 | 3,223 | 3,186 | 14,010 | Davison..... | 7,483 | 1,402 | 1,454 | 1,422 | 7,154 |
| Northampton..... | 99,687 | 21,552 | 22,337 | 21,916 | 94,685 | Day..... | 12,254 | 2,329 | 2,351 | 2,328 | 12,022 |
| Northumberland..... | 90,911 | 18,288 | 18,802 | 18,580 | 88,427 | Deuel..... | 6,656 | 1,259 | 1,290 | 1,273 | 6,520 |
| Perry..... | 26,263 | 5,695 | 5,846 | 5,814 | 25,576 | Dewey ¹ | | | | | |
| Philadelphia..... | 1,293,697 | 241,589 | 265,880 | 263,098 | 1,245,390 | Douglas..... | 5,012 | 982 | 988 | 978 | 4,922 |
| Pike..... | 8,766 | 1,974 | 2,006 | 2,006 | 8,587 | Edmunds..... | 4,916 | 1,009 | 1,017 | 1,002 | 4,771 |
| Potter..... | 30,621 | 6,561 | 6,804 | 6,618 | 28,224 | Fall River..... | 3,541 | 801 | 823 | 798 | 3,164 |
| Schuylkill..... | 172,927 | 33,236 | 34,328 | 33,789 | 168,143 | Faulk..... | 3,547 | 741 | 753 | 746 | 3,494 |
| Snyder..... | 17,304 | 3,946 | 4,108 | 4,076 | 17,099 | Grant..... | 9,103 | 1,789 | 1,808 | 1,791 | 8,944 |
| Somerset..... | 49,461 | 9,263 | 9,799 | 9,686 | 48,198 | Gregory..... | 2,211 | 538 | 543 | 537 | 2,198 |
| Sullivan..... | 12,134 | 2,377 | 2,421 | 2,385 | 11,702 | Hamlin..... | 5,945 | 1,135 | 1,155 | 1,143 | 5,871 |
| Susquehanna..... | 40,043 | 8,976 | 9,592 | 9,515 | 39,195 | Hand..... | 4,525 | 968 | 975 | 969 | 4,494 |
| Tioga..... | 49,086 | 11,216 | 11,538 | 11,448 | 48,051 | Hanson..... | 4,947 | 987 | 1,014 | 1,008 | 4,906 |
| Union..... | 17,592 | 4,083 | 4,188 | 4,163 | 17,193 | Hughes..... | 3,684 | 901 | 911 | 896 | 3,522 |
| Venango..... | 49,648 | 10,564 | 10,914 | 10,739 | 47,666 | Hutchinson..... | 11,897 | 1,966 | 2,065 | 2,057 | 11,843 |
| Warren..... | 38,946 | 8,471 | 8,834 | 8,710 | 36,585 | Hyde..... | 1,492 | 328 | 326 | 326 | 1,463 |
| Washington..... | 92,181 | 18,658 | 19,487 | 19,188 | 88,464 | Jerauld..... | 2,798 | 584 | 598 | 588 | 2,738 |
| Wayne..... | 30,171 | 6,652 | 6,982 | 6,875 | 29,705 | Kingsbury..... | 9,866 | 1,880 | 2,009 | 1,983 | 9,605 |
| Westmoreland..... | 160,175 | 30,111 | 31,738 | 31,282 | 154,940 | Lake..... | 9,137 | 1,697 | 1,735 | 1,720 | 8,873 |
| Wyoming..... | 17,152 | 4,005 | 4,122 | 4,073 | 16,686 | Lawrence..... | 17,897 | 3,999 | 4,177 | 3,986 | 15,898 |
| York..... | 116,413 | 25,014 | 25,783 | 25,625 | 114,730 | Lincoln..... | 12,161 | 2,393 | 2,437 | 2,416 | 11,910 |
| Rhode Island..... | | | | | | Lugenbeel ¹ | | | | | |
| Bristol..... | 13,144 | 2,458 | 2,937 | 2,912 | 12,609 | Lyman..... | 2,632 | 648 | 659 | 654 | 2,595 |
| Kent..... | 29,976 | 5,652 | 6,615 | 6,544 | 29,350 | McCook..... | 8,639 | 1,695 | 1,710 | 1,692 | 8,589 |
| Newport..... | 32,599 | 6,030 | 7,303 | 7,126 | 30,151 | McPherson..... | 6,327 | 1,084 | 1,101 | 1,094 | 6,269 |
| Providence..... | 328,633 | 43,433 | 71,369 | 70,290 | 314,294 | Marshall..... | 5,942 | 1,211 | 1,233 | 1,240 | 5,860 |
| Washington..... | 24,154 | 5,238 | 5,955 | 5,863 | 23,809 | Meade..... | 4,907 | 1,125 | 1,128 | 1,092 | 4,333 |
| South Carolina..... | | | | | | Meyer ¹ | | | | | |
| Abbeville..... | 33,400 | 6,646 | 6,750 | 6,698 | 33,075 | Miner..... | 5,864 | 1,162 | 1,169 | 1,159 | 5,788 |
| Aiken..... | 39,032 | 8,194 | 8,413 | 8,332 | 38,616 | Minnehaha..... | 23,926 | 4,429 | 4,712 | 4,619 | 22,535 |
| Anderson..... | 55,728 | 10,144 | 10,367 | 10,306 | 55,089 | Moody..... | 8,328 | 1,527 | 1,570 | 1,559 | 7,926 |
| Bamberg..... | 17,296 | 3,322 | 3,335 | 3,307 | 17,087 | Pennington..... | 5,610 | 1,299 | 1,302 | 1,242 | 5,280 |
| Barnwell..... | 35,504 | 7,176 | 7,284 | 7,217 | 35,051 | Potter..... | 2,988 | 678 | 689 | 684 | 2,927 |
| Beaufort..... | 35,495 | 8,035 | 8,336 | 8,297 | 35,207 | Roberts..... | 12,216 | 2,736 | 2,781 | 2,744 | 11,947 |
| Berkeley..... | 30,454 | 6,070 | 6,126 | 6,093 | 30,288 | Sanborn..... | 4,464 | 953 | 967 | 958 | 4,383 |
| Charleston..... | 88,006 | 16,119 | 21,553 | 21,307 | 85,296 | Schnasse ¹ | | | | | |
| Cherokee..... | 21,359 | 3,961 | 4,046 | 4,030 | 21,247 | Shannon ¹ | | | | | |
| Chester..... | 28,616 | 5,654 | 5,758 | 5,725 | 28,445 | Spink..... | 9,487 | 2,048 | 2,064 | 2,042 | 9,287 |
| Chesterfield..... | 20,401 | 3,934 | 3,989 | 3,971 | 20,294 | Stanley..... | 1,841 | 353 | 353 | 330 | 1,263 |
| Clarendon..... | 28,184 | 5,237 | 5,349 | 5,304 | 27,966 | Sully..... | 1,715 | 405 | 412 | 411 | 1,708 |
| Colleton..... | 33,452 | 6,333 | 6,387 | 6,362 | 33,343 | Tripp ¹ | | | | | |
| Darlington..... | 32,383 | 6,343 | 6,665 | 6,629 | 32,174 | Turner..... | 13,175 | 2,520 | 2,561 | 2,542 | 13,056 |
| Dorchester..... | 16,294 | 3,210 | 3,236 | 3,216 | 16,206 | Union..... | 11,153 | 2,254 | 2,263 | 2,238 | 11,001 |
| Edgefield..... | 25,478 | 5,016 | 5,028 | 4,999 | 25,213 | Walworth..... | 3,339 | 738 | 745 | 734 | 3,688 |
| Fairfield..... | 29,425 | 5,787 | 5,836 | 5,813 | 29,333 | Washabaugh ¹ | | | | | |
| Florence..... | 28,474 | 5,506 | 5,597 | 5,540 | 28,184 | Washington ¹ | 12,649 | 2,297 | 2,334 | 2,298 | 11,634 |
| Georgetown..... | 22,846 | 4,734 | 4,872 | 4,830 | 22,498 | Yankton..... | 2,357 | 662 | 662 | 657 | 2,181 |
| Greenville..... | 33,490 | 10,036 | 10,496 | 10,409 | 32,645 | Cheyenne River reservation. ² | | | | | |
| Greenwood..... | 23,343 | 5,596 | 5,661 | 5,612 | 27,906 | Pine Ridge reservation. ² ... | 6,327 | 1,739 | 1,831 | 1,826 | 6,786 |
| Hampton..... | 25,738 | 4,538 | 4,655 | 4,625 | 23,615 | Rosebud reservation. ² | 5,201 | 1,316 | 1,327 | 1,320 | 4,698 |
| Horry..... | 23,364 | 4,207 | 4,236 | 4,217 | 23,267 | Standing Rock reservation (part of). ² | 1,658 | 442 | 442 | 439 | 1,641 |
| Kershaw..... | 24,696 | 4,345 | 4,389 | 4,366 | 24,464 | Tennessee..... | | | | | |
| Lancaster..... | 24,311 | 4,656 | 4,729 | 4,705 | 24,203 | Anderson..... | 2,020,616 | 385,588 | 402,536 | 399,017 | 1,982,406 |
| Laurens..... | 37,382 | 7,244 | 7,331 | 7,267 | 36,890 | Bedford..... | 17,634 | 3,404 | 3,473 | 3,455 | 17,493 |
| Lexington..... | 27,244 | 5,329 | 5,406 | 5,355 | 27,033 | Benton..... | 23,345 | 4,780 | 4,822 | 4,785 | 23,610 |
| Marión..... | 35,181 | 6,743 | 6,838 | 6,782 | 34,897 | Bledsoe..... | 11,888 | 2,311 | 2,360 | 2,351 | 11,795 |
| Marlboro..... | 27,639 | 5,450 | 5,519 | 5,471 | 27,351 | Blount..... | 6,626 | 1,273 | 1,298 | 1,293 | 6,607 |
| Newberry..... | 30,182 | 6,081 | 6,176 | 6,130 | 29,883 | Bradley..... | 19,206 | 3,679 | 3,731 | 3,718 | 19,087 |
| Oconee..... | 23,634 | 4,360 | 4,520 | 4,498 | 23,121 | Campbell..... | 15,759 | 3,028 | 3,108 | 3,091 | 15,555 |
| Orangeburg..... | 59,663 | 11,846 | 12,013 | 11,945 | 59,267 | Cannon..... | 17,817 | 3,296 | 3,326 | 3,343 | 17,156 |
| Pickens..... | 19,375 | 3,572 | 3,634 | 3,611 | 19,200 | Carroll..... | 12,121 | 2,342 | 2,369 | 2,355 | 12,058 |
| Richland..... | 45,589 | 8,479 | 9,315 | 9,173 | 42,740 | Carter..... | 24,250 | 4,815 | 4,912 | 4,885 | 24,053 |
| Saluda..... | 18,966 | 3,567 | 3,614 | 3,600 | 18,911 | Cheatham..... | 16,688 | 3,137 | 3,227 | 3,213 | 16,577 |
| Spartanburg..... | 65,560 | 12,278 | 12,603 | 12,500 | 64,395 | Chester..... | 10,112 | 1,969 | 1,999 | 1,991 | 10,067 |
| Sumter..... | 51,237 | 9,918 | 10,217 | 10,151 | 50,744 | Claiborne..... | 9,896 | 1,805 | 1,822 | 1,822 | 9,592 |
| Union..... | 25,501 | 4,716 | 4,781 | 4,746 | 25,228 | Clay..... | 20,696 | 3,914 | 3,977 | 3,945 | 20,522 |
| Williamsburg..... | 31,685 | 5,765 | 5,842 | 5,808 | 31,571 | Cocke..... | 8,421 | 1,600 | 1,608 | 1,603 | 8,394 |
| York..... | 41,684 | 7,795 | 7,912 | 7,872 | 41,025 | Coffee..... | 19,153 | 3,577 | 3,670 | 3,660 | 19,084 |
| South Dakota..... | | | | | | Crockett..... | | | | | |
| Armstrong..... | 8 | 1 | 1 | 1 | 8 | Cumberland..... | 15,574 | 3,136 | 3,200 | 3,180 | 15,397 |
| Aurora..... | 4,011 | 818 | 826 | 815 | 3,853 | Davidson..... | 15,867 | 3,028 | 3,058 | 3,058 | 15,827 |
| Beadle..... | 8,081 | 1,807 | 1,826 | 1,799 | 7,792 | Decatur..... | 8,311 | 1,614 | 1,635 | 1,630 | 7,679 |
| Benhomme..... | 10,379 | 1,886 | 1,944 | 1,923 | 10,214 | Dekalb..... | 122,815 | 22,709 | 26,047 | 26,646 | 115,531 |
| Boreman ¹ | | | | | | Dickson..... | 10,439 | 2,068 | 2,075 | 2,066 | 10,367 |
| Brookings..... | 12,561 | 2,386 | 2,421 | 2,384 | 12,224 | Dyer..... | 16,460 | 3,186 | 3,211 | 3,205 | 16,411 |
| Brown..... | 15,286 | 3,013 | 3,091 | 3,037 | 14,722 | Fayette..... | 18,635 | 3,557 | 3,621 | 3,621 | 18,556 |
| Brule..... | 5,401 | 1,111 | 1,124 | 1,109 | 5,197 | Fentress..... | 23,776 | 4,515 | 4,653 | 4,610 | 23,356 |
| Buffalo..... | 1,790 | 463 | 465 | 456 | 1,730 | | 29,701 | 5,403 | 5,477 | 5,459 | 29,612 |
| Butte..... | 2,907 | 712 | 717 | 708 | 2,856 | | 6,106 | 1,132 | 1,140 | 1,137 | 6,081 |

¹Population included in that of the Indian reservation (or reservations) in which located.

²Indian reservation.

TABLE 103.—POPULATION, DWELLINGS, AND FAMILIES, BY COUNTIES: 1900—Continued.

| COUNTIES. | Total population. | Total dwellings. | Total families. | PRIVATE FAMILIES. | | COUNTIES. | Total population. | Total dwellings. | Total families. | PRIVATE FAMILIES. | |
|----------------|-------------------|------------------|-----------------|-------------------|-------------|------------------|-------------------|------------------|-----------------|-------------------|-------------|
| | | | | Number. | Population. | | | | | Number. | Population. |
| Tennessee—Con. | | | | | | Texas—Continued. | | | | | |
| Franklin | 20,392 | 3,980 | 4,033 | 3,998 | 20,074 | Bastrop | 26,845 | 4,876 | 4,908 | 4,862 | 26,546 |
| Gibson | 39,408 | 7,609 | 7,799 | 7,757 | 39,023 | Baylor | 3,052 | 584 | 579 | 579 | 2,995 |
| Giles | 33,035 | 6,490 | 6,679 | 6,686 | 32,859 | Bee | 7,720 | 1,528 | 1,574 | 1,556 | 7,680 |
| Grainger | 15,512 | 2,946 | 3,002 | 2,937 | 15,434 | Bell | 45,585 | 8,414 | 8,616 | 8,535 | 44,809 |
| Greene | 30,596 | 5,960 | 6,027 | 6,013 | 30,431 | Bexar | 69,422 | 13,279 | 14,269 | 13,918 | 64,728 |
| Grundey | 7,802 | 1,533 | 1,552 | 1,537 | 7,698 | Blanco | 4,703 | 857 | 857 | 855 | 4,692 |
| Hamblen | 12,728 | 2,528 | 2,568 | 2,558 | 12,626 | Borden | 776 | 154 | 158 | 153 | 751 |
| Hamilton | 61,695 | 12,140 | 13,486 | 13,224 | 59,165 | Bosque | 17,890 | 3,133 | 3,222 | 3,197 | 17,207 |
| Hancock | 11,147 | 2,045 | 2,061 | 2,060 | 11,144 | Bowie | 26,676 | 5,209 | 5,319 | 5,252 | 26,127 |
| Hardeman | 22,976 | 4,207 | 4,304 | 4,279 | 22,048 | Brazoria | 14,861 | 3,070 | 3,100 | 3,074 | 14,608 |
| Hardin | 19,246 | 3,706 | 3,760 | 3,749 | 19,165 | Brazos | 13,859 | 3,833 | 3,880 | 3,844 | 18,381 |
| Hawkins | 24,267 | 4,596 | 4,649 | 4,641 | 24,161 | Brewster | 2,356 | 459 | 459 | 461 | 2,251 |
| Haywood | 25,189 | 4,515 | 4,630 | 4,602 | 25,046 | Briscoe | 1,253 | 224 | 232 | 231 | 1,231 |
| Henderson | 18,117 | 3,627 | 3,623 | 3,605 | 18,012 | Brown | 16,019 | 3,014 | 3,056 | 3,036 | 15,850 |
| Henry | 24,208 | 4,684 | 4,766 | 4,736 | 23,876 | Burleson | 18,367 | 3,649 | 3,729 | 3,641 | 17,896 |
| Hickman | 16,367 | 3,068 | 3,123 | 3,087 | 16,206 | Burnet | 10,528 | 1,933 | 1,952 | 1,949 | 10,507 |
| Houston | 6,476 | 1,261 | 1,287 | 1,281 | 6,427 | Caldwell | 21,765 | 3,914 | 4,026 | 3,997 | 21,596 |
| Humphreys | 13,398 | 2,594 | 2,653 | 2,641 | 13,317 | Calhoun | 2,395 | 479 | 487 | 465 | 2,332 |
| Jackson | 15,059 | 2,787 | 2,822 | 2,815 | 14,981 | Callahan | 8,768 | 1,585 | 1,617 | 1,604 | 8,700 |
| James | 5,407 | 1,045 | 1,058 | 1,054 | 5,376 | Cameron | 16,095 | 3,125 | 3,198 | 3,173 | 15,838 |
| Jefferson | 18,590 | 3,557 | 3,593 | 3,583 | 18,480 | Camp | 9,146 | 1,707 | 1,732 | 1,723 | 9,050 |
| Johnson | 10,589 | 1,914 | 1,941 | 1,941 | 10,580 | Carson | 469 | 92 | 92 | 92 | 487 |
| Knox | 74,302 | 13,854 | 14,945 | 14,788 | 71,476 | Cass | 22,841 | 4,134 | 4,223 | 4,203 | 22,689 |
| Lake | 7,368 | 1,480 | 1,509 | 1,478 | 7,203 | Castro | 400 | 94 | 95 | 95 | 400 |
| Lauderdale | 21,971 | 4,133 | 4,224 | 4,166 | 21,690 | Chambers | 3,046 | 590 | 591 | 584 | 2,995 |
| Lawrence | 15,402 | 3,043 | 3,107 | 3,092 | 15,285 | Cherokee | 25,154 | 4,574 | 4,595 | 4,575 | 24,343 |
| Lewis | 4,455 | 891 | 908 | 904 | 4,439 | Childress | 2,138 | 408 | 412 | 408 | 2,070 |
| Lincoln | 26,304 | 5,242 | 5,334 | 5,315 | 26,213 | Clay | 9,231 | 1,727 | 1,734 | 1,714 | 9,122 |
| Loudon | 10,838 | 2,051 | 2,101 | 2,092 | 10,766 | Cochran | 25 | 9 | 9 | 9 | 25 |
| McMinn | 19,163 | 3,722 | 3,780 | 3,765 | 19,092 | Coke | 3,430 | 583 | 612 | 607 | 3,407 |
| McNairy | 17,760 | 3,412 | 3,465 | 3,450 | 17,626 | Coleman | 10,077 | 1,817 | 1,851 | 1,837 | 9,986 |
| Macon | 12,881 | 2,554 | 2,585 | 2,578 | 12,824 | Collin | 50,087 | 9,528 | 9,610 | 9,565 | 49,773 |
| Madison | 36,338 | 6,759 | 7,191 | 7,099 | 35,062 | Collingsworth | 1,233 | 250 | 262 | 262 | 1,233 |
| Marion | 17,281 | 3,334 | 3,437 | 3,436 | 17,028 | Colorado | 22,203 | 4,352 | 4,409 | 4,342 | 21,608 |
| Marshall | 18,763 | 3,720 | 3,783 | 3,771 | 18,666 | Comal | 7,008 | 1,439 | 1,479 | 1,466 | 6,928 |
| Maury | 42,703 | 8,544 | 8,948 | 8,747 | 41,433 | Comanche | 23,009 | 4,131 | 4,222 | 4,205 | 22,902 |
| Meigs | 7,491 | 1,396 | 1,424 | 1,421 | 7,432 | Concho | 1,427 | 269 | 270 | 269 | 1,421 |
| Monroe | 18,585 | 3,405 | 3,458 | 3,432 | 18,402 | Cooke | 27,494 | 5,355 | 5,407 | 5,357 | 27,139 |
| Montgomery | 36,017 | 6,927 | 7,339 | 7,275 | 35,383 | Coryell | 21,808 | 3,817 | 3,865 | 3,849 | 21,022 |
| Moore | 5,706 | 1,138 | 1,167 | 1,162 | 5,690 | Cottle | 1,002 | 169 | 171 | 167 | 973 |
| Morgan | 9,587 | 1,765 | 1,776 | 1,757 | 9,545 | Crane | 51 | 10 | 12 | 9 | 34 |
| Obion | 28,286 | 5,675 | 5,833 | 5,794 | 27,992 | Crockett | 1,591 | 322 | 325 | 309 | 1,509 |
| Overton | 13,353 | 2,521 | 2,547 | 2,542 | 13,314 | Crosby | 783 | 147 | 143 | 147 | 777 |
| Perry | 8,800 | 1,681 | 1,695 | 1,689 | 8,780 | Dallam | 146 | 29 | 29 | 26 | 118 |
| Pickett | 5,366 | 986 | 989 | 989 | 5,366 | Dallas | 82,726 | 15,796 | 16,808 | 16,290 | 77,972 |
| Polk | 11,357 | 2,008 | 2,068 | 2,046 | 11,229 | Dawson | 37 | 3 | 3 | 3 | 37 |
| Putnam | 16,890 | 3,245 | 3,285 | 3,265 | 16,713 | Deaf Smith | 843 | 174 | 178 | 168 | 741 |
| Rhea | 14,318 | 2,819 | 2,902 | 2,878 | 14,120 | Delta | 15,249 | 2,331 | 2,386 | 2,373 | 15,161 |
| Roane | 22,738 | 4,309 | 4,566 | 4,512 | 22,408 | Denton | 28,318 | 5,384 | 5,477 | 5,436 | 27,980 |
| Robertson | 25,029 | 4,919 | 4,957 | 4,940 | 24,864 | Dewitt | 21,311 | 3,327 | 3,390 | 3,354 | 21,112 |
| Rutherford | 33,543 | 6,566 | 6,771 | 6,752 | 33,379 | Dickens | 1,151 | 216 | 217 | 215 | 1,143 |
| Scott | 11,077 | 2,037 | 2,057 | 2,034 | 10,956 | Dimmit | 1,106 | 205 | 206 | 199 | 1,070 |
| Sequatchie | 3,326 | 631 | 645 | 644 | 3,316 | Donley | 2,756 | 597 | 613 | 602 | 2,688 |
| Sevier | 22,021 | 3,966 | 4,012 | 4,005 | 21,952 | Duval | 8,483 | 1,519 | 1,536 | 1,473 | 8,430 |
| Shelby | 153,557 | 27,750 | 32,172 | 31,395 | 144,348 | Eastland | 17,971 | 3,310 | 3,363 | 3,343 | 17,840 |
| Smith | 19,026 | 3,655 | 3,708 | 3,698 | 18,913 | Ector | 881 | 85 | 85 | 79 | 329 |
| Stewart | 15,224 | 2,833 | 2,886 | 2,868 | 15,072 | Edwards | 3,103 | 554 | 564 | 557 | 3,061 |
| Sullivan | 24,935 | 4,701 | 4,849 | 4,829 | 24,766 | Ellis | 50,059 | 9,325 | 9,431 | 9,413 | 49,604 |
| Sumner | 26,072 | 5,234 | 5,310 | 5,288 | 25,909 | El Paso | 24,836 | 5,173 | 5,550 | 5,294 | 23,191 |
| Tipton | 29,273 | 5,580 | 5,631 | 5,592 | 28,962 | Erath | 29,966 | 5,460 | 5,587 | 5,523 | 29,536 |
| Trousdale | 6,004 | 1,218 | 1,236 | 1,230 | 5,971 | Falls | 33,342 | 6,327 | 6,469 | 6,416 | 32,910 |
| Unicoi | 5,851 | 1,097 | 1,108 | 1,098 | 5,734 | Fannin | 51,793 | 9,950 | 10,058 | 10,012 | 51,457 |
| Union | 12,894 | 2,417 | 2,439 | 2,433 | 12,847 | Fayette | 36,542 | 6,796 | 6,853 | 6,803 | 36,248 |
| Van Buren | 3,126 | 616 | 621 | 619 | 3,110 | Fisher | 3,703 | 660 | 664 | 656 | 3,655 |
| Warren | 16,410 | 3,225 | 3,294 | 3,290 | 16,360 | Floyd | 2,020 | 395 | 401 | 400 | 2,012 |
| Washington | 22,604 | 4,379 | 4,511 | 4,494 | 22,296 | Foard | 1,563 | 288 | 288 | 288 | 1,563 |
| Wayne | 12,936 | 2,428 | 2,469 | 2,453 | 12,835 | Fort Bend | 16,538 | 3,440 | 3,507 | 3,423 | 15,469 |
| Weakley | 32,546 | 6,437 | 6,590 | 6,567 | 32,355 | Franklin | 8,674 | 1,608 | 1,625 | 1,621 | 8,652 |
| White | 14,157 | 2,727 | 2,768 | 2,758 | 14,072 | Freestone | 13,910 | 3,591 | 3,628 | 3,621 | 13,871 |
| Williamson | 26,429 | 5,135 | 5,235 | 5,220 | 26,267 | Frio | 4,200 | 795 | 799 | 796 | 4,191 |
| Wilson | 27,078 | 5,458 | 5,543 | 5,521 | 26,944 | Gaines | 55 | 18 | 19 | 15 | 46 |
| Texas | | | | | | Galveston | 44,116 | 8,664 | 9,446 | 9,097 | 41,151 |
| Anderson | 28,015 | 5,275 | 5,360 | 5,313 | 27,609 | Garza | 185 | 46 | 46 | 44 | 177 |
| Andrews | 87 | 19 | 19 | 18 | 84 | Gillespie | 8,229 | 1,549 | 1,564 | 1,553 | 8,164 |
| Angelina | 13,481 | 2,461 | 2,520 | 2,432 | 12,632 | Glasscock | 286 | 58 | 59 | 59 | 281 |
| Aransas | 1,716 | 388 | 402 | 397 | 1,688 | Goliad | 8,310 | 1,476 | 1,494 | 1,481 | 8,263 |
| Archer | 2,508 | 457 | 462 | 456 | 2,489 | Gonzales | 28,882 | 5,033 | 5,157 | 5,124 | 28,640 |
| Armstrong | 1,205 | 235 | 242 | 231 | 1,128 | Gray | 480 | 101 | 109 | 109 | 480 |
| Atascosa | 7,143 | 1,273 | 1,343 | 1,336 | 7,096 | Grayson | 63,661 | 12,563 | 12,961 | 12,752 | 62,135 |
| Austin | 20,676 | 3,896 | 3,932 | 3,887 | 20,360 | Gregg | 12,343 | 2,368 | 2,392 | 2,361 | 12,115 |
| Bailey | 4 | 1 | 1 | 1 | 4 | Grimes | 26,106 | 5,019 | 5,087 | 5,060 | 25,933 |
| Bandera | 5,332 | 954 | 956 | 953 | 5,328 | Guadalupe | 21,335 | 3,945 | 4,014 | 4,005 | 21,321 |
| | | | | | | Hale | 1,680 | 322 | 322 | 326 | 1,659 |
| | | | | | | Hall | 1,670 | 342 | 343 | 337 | 1,637 |
| | | | | | | Hamilton | 13,520 | 2,415 | 2,428 | 2,416 | 13,410 |

DWELLINGS AND FAMILIES.

TABLE 103.—POPULATION, DWELLINGS, AND FAMILIES, BY COUNTIES: 1900—Continued.

| COUNTIES. | Total population. | Total dwellings. | Total families. | PRIVATE FAMILIES. | | COUNTIES. | Total population. | Total dwellings. | Total families. | PRIVATE FAMILIES. | |
|------------------|-------------------|------------------|-----------------|-------------------|-------------|------------------|-------------------|------------------|-----------------|-------------------|-------------|
| | | | | Number. | Population. | | | | | Number. | Population. |
| Texas—Continued. | | | | | | Texas—Continued. | | | | | |
| Hansford | 167 | 81 | 31 | 29 | 161 | Potter | 1,820 | 379 | 381 | 358 | 1,698 |
| Hardeman | 3,634 | 739 | 744 | 723 | 3,512 | Presidio | 3,678 | 833 | 853 | 845 | 3,622 |
| Hardin | 5,049 | 954 | 963 | 937 | 4,889 | Rains | 6,127 | 1,166 | 1,173 | 1,168 | 6,111 |
| Harris | 63,786 | 12,511 | 13,556 | 13,187 | 59,384 | Randall | 963 | 192 | 192 | 185 | 936 |
| Harrison | 31,878 | 6,084 | 6,169 | 6,106 | 31,363 | Red River | 29,893 | 5,622 | 5,729 | 5,697 | 29,672 |
| Hartley | 377 | 88 | 88 | 82 | 337 | Reeves | 1,847 | 463 | 463 | 459 | 1,811 |
| Haskell | 2,637 | 453 | 461 | 452 | 2,585 | Refugio | 1,641 | 305 | 308 | 306 | 1,634 |
| Hays | 14,142 | 2,559 | 2,591 | 2,569 | 14,031 | Roberts | 620 | 134 | 134 | 130 | 604 |
| Hemphill | 815 | 183 | 183 | 180 | 788 | Robertson | 31,490 | 6,276 | 6,356 | 6,297 | 30,894 |
| Henderson | 19,970 | 3,700 | 3,739 | 3,718 | 19,881 | Rockwall | 8,531 | 1,582 | 1,608 | 1,593 | 8,470 |
| Hidalgo | 6,837 | 1,260 | 1,322 | 1,307 | 6,781 | Runnels | 5,379 | 956 | 966 | 957 | 5,308 |
| Hill | 41,355 | 7,619 | 7,734 | 7,671 | 40,731 | Rusk | 26,099 | 4,800 | 4,851 | 4,838 | 26,046 |
| Hockley | 44 | 10 | 10 | 10 | 44 | Sabine | 6,394 | 1,142 | 1,148 | 1,147 | 6,334 |
| Hood | 9,146 | 1,710 | 1,729 | 1,720 | 9,074 | San Augustine | 8,434 | 1,523 | 1,523 | 1,524 | 8,404 |
| Hopkins | 27,950 | 5,214 | 5,332 | 5,318 | 27,537 | San Jacinto | 10,277 | 1,949 | 1,962 | 1,935 | 10,167 |
| Houston | 25,452 | 4,696 | 4,767 | 4,747 | 25,195 | San Patricio | 2,372 | 448 | 464 | 458 | 2,349 |
| Howard | 2,523 | 499 | 513 | 505 | 2,422 | San Saba | 7,569 | 1,332 | 1,356 | 1,347 | 7,513 |
| Hunt | 47,295 | 8,912 | 9,033 | 8,972 | 46,583 | Schleicher | 515 | 123 | 125 | 121 | 504 |
| Hutchinson | 303 | 67 | 67 | 66 | 291 | Scurry | 4,158 | 765 | 770 | 768 | 4,135 |
| Irion | 848 | 148 | 157 | 155 | 836 | Shackelford | 2,461 | 480 | 503 | 493 | 2,405 |
| Jack | 10,224 | 1,958 | 1,980 | 1,972 | 10,165 | Shelby | 20,452 | 3,674 | 3,717 | 3,704 | 20,381 |
| Jackson | 6,094 | 1,140 | 1,154 | 1,139 | 6,012 | Sherman | 104 | 21 | 21 | 19 | 97 |
| Jasper | 7,138 | 1,201 | 1,214 | 1,207 | 7,069 | Smith | 37,370 | 6,976 | 7,124 | 7,069 | 36,880 |
| Jeff Davis | 1,150 | 254 | 256 | 248 | 1,100 | Somervell | 3,498 | 637 | 644 | 642 | 3,485 |
| Jefferson | 14,239 | 2,716 | 2,826 | 2,876 | 12,997 | Starr | 11,469 | 2,044 | 2,139 | 2,128 | 11,321 |
| Johnson | 33,819 | 6,279 | 6,408 | 6,312 | 33,120 | Stephens | 6,466 | 1,145 | 1,157 | 1,151 | 6,425 |
| Jones | 7,053 | 1,228 | 1,245 | 1,235 | 6,974 | Sterling | 1,127 | 214 | 225 | 221 | 1,111 |
| Karnes | 8,631 | 1,628 | 1,634 | 1,625 | 8,521 | Stonewall | 2,183 | 398 | 404 | 403 | 2,173 |
| Kaufman | 33,376 | 6,982 | 6,100 | 6,039 | 31,566 | Sutton | 1,727 | 334 | 334 | 320 | 1,628 |
| Kendall | 4,103 | 795 | 798 | 782 | 4,005 | Swisher | 1,227 | 211 | 212 | 211 | 1,218 |
| Kent | 899 | 166 | 167 | 165 | 887 | Tarrant | 52,376 | 10,317 | 10,884 | 10,584 | 49,481 |
| Kerr | 4,980 | 928 | 941 | 923 | 4,893 | Taylor | 10,499 | 1,929 | 2,003 | 1,983 | 10,334 |
| Kimble | 2,503 | 426 | 431 | 425 | 2,455 | Terry | 48 | 10 | 11 | 10 | 46 |
| King | 490 | 94 | 95 | 91 | 461 | Throckmorton | 1,750 | 312 | 320 | 317 | 1,743 |
| Kinney | 2,447 | 469 | 481 | 470 | 2,296 | Titus | 12,292 | 2,349 | 2,372 | 2,361 | 12,218 |
| Knox | 2,322 | 416 | 421 | 420 | 2,304 | Tom Green | 6,804 | 1,293 | 1,378 | 1,339 | 6,600 |
| Lamar | 48,627 | 9,560 | 9,720 | 9,634 | 47,998 | Travis | 47,386 | 8,723 | 9,021 | 8,869 | 44,518 |
| Lamb | 31 | 8 | 11 | 11 | 31 | Trinity | 10,976 | 2,153 | 2,172 | 2,141 | 10,749 |
| Lampasas | 8,623 | 1,622 | 1,680 | 1,667 | 8,549 | Tyler | 11,899 | 2,164 | 2,177 | 2,134 | 11,481 |
| Lasalle | 2,303 | 499 | 501 | 491 | 2,261 | Upshur | 16,266 | 3,055 | 3,087 | 3,074 | 16,172 |
| Lavaca | 28,121 | 5,084 | 5,157 | 5,119 | 27,810 | Upton | 48 | 15 | 16 | 15 | 46 |
| Lee | 14,595 | 2,703 | 2,729 | 2,722 | 14,527 | Uvalde | 4,647 | 874 | 889 | 875 | 4,570 |
| Leon | 18,072 | 3,360 | 3,381 | 3,368 | 17,992 | Valverde | 5,263 | 1,260 | 1,283 | 1,258 | 5,111 |
| Liberty | 8,102 | 1,531 | 1,542 | 1,523 | 7,989 | Van Zandt | 25,481 | 4,831 | 4,875 | 4,863 | 25,393 |
| Limestone | 32,573 | 6,004 | 6,038 | 6,008 | 32,390 | Victoria | 13,678 | 2,605 | 2,633 | 2,509 | 13,528 |
| Lipscomb | 790 | 163 | 165 | 160 | 762 | Walker | 15,813 | 2,810 | 2,869 | 2,834 | 14,703 |
| Live Oak | 2,268 | 431 | 440 | 439 | 2,259 | Waller | 14,246 | 2,784 | 2,836 | 2,820 | 14,016 |
| Llano | 7,301 | 1,330 | 1,344 | 1,335 | 7,231 | Ward | 1,451 | 291 | 310 | 303 | 1,413 |
| Loving | 33 | 7 | 7 | 6 | 25 | Washington | 32,931 | 6,256 | 6,342 | 6,310 | 32,554 |
| Lubbock | 293 | 60 | 60 | 57 | 280 | Webb | 21,851 | 4,423 | 4,762 | 4,700 | 21,323 |
| Lynn | 17 | 4 | 4 | 4 | 17 | Wharton | 16,942 | 3,252 | 3,330 | 3,260 | 16,453 |
| McCulloch | 3,960 | 723 | 728 | 725 | 3,937 | Wheeler | 636 | 136 | 138 | 137 | 629 |
| McLennan | 59,772 | 11,227 | 11,628 | 11,443 | 58,019 | Wichita | 5,806 | 1,108 | 1,115 | 1,089 | 5,600 |
| McMullen | 1,024 | 194 | 198 | 195 | 1,017 | Wilbarger | 5,759 | 1,074 | 1,098 | 1,085 | 5,703 |
| Madison | 10,432 | 1,890 | 1,895 | 1,889 | 10,357 | Williamson | 38,072 | 6,904 | 7,043 | 6,959 | 37,548 |
| Marion | 10,754 | 2,115 | 2,149 | 2,121 | 10,600 | Wilson | 13,961 | 2,457 | 2,498 | 2,487 | 13,923 |
| Martin | 332 | 63 | 64 | 62 | 283 | Winkler | 60 | 13 | 13 | 10 | 52 |
| Mason | 5,573 | 1,018 | 1,026 | 1,020 | 5,543 | Wise | 27,116 | 5,121 | 5,168 | 5,137 | 26,838 |
| Matagorda | 6,097 | 1,230 | 1,233 | 1,213 | 5,981 | Wood | 21,048 | 3,944 | 3,960 | 3,924 | 20,777 |
| Maverick | 4,066 | 857 | 861 | 849 | 3,982 | Yoakum | 26 | 8 | 8 | 4 | 9 |
| Medina | 7,783 | 1,505 | 1,534 | 1,519 | 7,628 | Young | 6,540 | 1,199 | 1,216 | 1,208 | 6,514 |
| Menard | 2,011 | 364 | 366 | 360 | 1,981 | Zapata | 4,760 | 826 | 837 | 834 | 4,751 |
| Midland | 1,741 | 375 | 394 | 385 | 1,707 | Zavalla | 792 | 153 | 159 | 157 | 785 |
| Milam | 39,666 | 7,419 | 7,455 | 7,383 | 39,201 | Utah | 276,749 | 53,490 | 56,196 | 55,208 | 267,268 |
| Mills | 7,851 | 1,380 | 1,399 | 1,392 | 7,814 | Beaver | 3,613 | 748 | 760 | 732 | 3,490 |
| Mitchell | 2,855 | 588 | 598 | 586 | 2,789 | Boxelder | 10,009 | 1,990 | 2,049 | 2,007 | 9,808 |
| Montague | 24,300 | 4,700 | 4,727 | 4,699 | 24,555 | Cache | 13,139 | 3,492 | 3,586 | 3,571 | 13,043 |
| Montgomery | 17,067 | 3,395 | 3,431 | 3,393 | 16,769 | Carbon | 5,004 | 981 | 1,010 | 938 | 4,392 |
| Moore | 209 | 65 | 66 | 65 | 205 | Davis | 7,996 | 1,480 | 1,536 | 1,526 | 7,951 |
| Morris | 8,220 | 1,520 | 1,522 | 1,513 | 8,133 | Emery | 4,657 | 833 | 839 | 823 | 4,538 |
| Motley | 1,257 | 255 | 261 | 259 | 1,245 | Garfield | 3,400 | 609 | 618 | 617 | 3,377 |
| Nacogdoches | 24,663 | 4,457 | 4,526 | 4,493 | 24,423 | Grand | 1,149 | 268 | 271 | 247 | 1,017 |
| Navarro | 43,374 | 8,008 | 8,211 | 8,129 | 42,299 | Iron | 3,546 | 681 | 690 | 679 | 3,499 |
| Newton | 7,282 | 1,363 | 1,372 | 1,341 | 7,055 | Juab | 10,082 | 2,178 | 2,235 | 2,140 | 9,958 |
| Nolan | 2,611 | 528 | 522 | 522 | 2,568 | Kane | 1,811 | 333 | 343 | 342 | 1,809 |
| Nueces | 10,439 | 2,112 | 2,148 | 2,124 | 10,321 | Millard | 5,678 | 1,076 | 1,100 | 1,092 | 5,646 |
| Ochiltree | 267 | 74 | 74 | 74 | 267 | Morgan | 2,045 | 396 | 417 | 411 | 2,011 |
| Oldham | 349 | 79 | 80 | 77 | 328 | Piute | 1,954 | 383 | 383 | 375 | 1,916 |
| Orange | 5,905 | 1,209 | 1,211 | 1,169 | 5,649 | Rich | 1,946 | 362 | 369 | 368 | 1,939 |
| Palo Pinto | 12,291 | 2,348 | 2,415 | 2,347 | 11,773 | Salt Lake | 77,725 | 14,900 | 16,626 | 16,286 | 73,853 |
| Panola | 21,404 | 3,949 | 3,996 | 3,972 | 21,252 | San Juan | 1,023 | 235 | 235 | 233 | 1,017 |
| Parker | 25,823 | 4,964 | 5,047 | 5,012 | 25,514 | Sanpete | 16,313 | 3,800 | 3,344 | 3,332 | 16,222 |
| Parmer | 34 | 3 | 3 | 2 | 32 | Sevier | 8,451 | 1,586 | 1,597 | 1,589 | 8,409 |
| Pecos | 2,360 | 480 | 528 | 467 | 2,002 | | | | | | |
| Polk | 14,447 | 2,774 | 2,820 | 2,794 | 14,255 | | | | | | |

STATISTICS OF POPULATION.

TABLE 103.—POPULATION, DWELLINGS, AND FAMILIES, BY COUNTIES: 1900—Continued.

| COUNTIES. | Total population. | Total dwellings. | Total families. | PRIVATE FAMILIES. | | COUNTIES. | Total population. | Total dwellings. | Total families. | PRIVATE FAMILIES. | |
|-----------------|-------------------|------------------|-----------------|-------------------|-------------|-------------------------|-------------------|------------------|-----------------|-------------------|-------------|
| | | | | Number. | Population. | | | | | Number. | Population. |
| Utah—Continued. | | | | | | Virginia—Continued. | | | | | |
| Summit | 9,439 | 1,769 | 1,798 | 1,741 | 8,658 | Lunenburg | 11,705 | 2,192 | 2,226 | 2,216 | 11,642 |
| Tooele | 7,361 | 1,571 | 1,615 | 1,580 | 6,708 | Madison | 10,216 | 1,908 | 1,915 | 1,911 | 10,170 |
| Uinta | 6,458 | 1,251 | 1,315 | 1,296 | 6,195 | Mathews | 8,239 | 1,642 | 1,671 | 1,667 | 8,214 |
| Utah | 32,456 | 6,100 | 6,273 | 6,231 | 31,863 | Mecklenburg | 26,551 | 5,145 | 5,224 | 5,190 | 26,401 |
| Wasatch | 4,736 | 900 | 928 | 922 | 4,703 | Middlesex | 8,220 | 1,602 | 1,657 | 1,647 | 8,191 |
| Washington | 4,612 | 865 | 888 | 887 | 4,608 | Montgomery | 15,852 | 3,068 | 3,117 | 3,102 | 15,698 |
| Wayne | 1,907 | 341 | 344 | 344 | 1,907 | Nansemond | 23,078 | 4,631 | 4,717 | 4,661 | 22,712 |
| Weber | 25,239 | 4,862 | 5,027 | 4,944 | 24,331 | Nelson | 16,075 | 2,932 | 2,956 | 2,941 | 15,934 |
| | | | | | | New Kent | 4,865 | 931 | 934 | 931 | 4,850 |
| Vermont | 343,641 | 75,021 | 81,462 | 80,559 | 332,800 | Norfolk | 50,730 | 10,457 | 11,257 | 11,024 | 49,600 |
| Addison | 21,912 | 5,021 | 5,210 | 5,152 | 21,330 | Northampton | 13,770 | 2,595 | 2,763 | 2,739 | 13,629 |
| Bennington | 21,705 | 4,384 | 5,134 | 5,077 | 21,163 | Northumberland | 9,846 | 1,936 | 1,967 | 1,953 | 9,721 |
| Caledonia | 24,381 | 5,284 | 6,018 | 5,957 | 23,848 | Nottoway | 12,366 | 2,299 | 2,338 | 2,315 | 12,135 |
| Chittenden | 39,600 | 7,363 | 8,705 | 8,579 | 37,790 | Orange | 12,571 | 2,372 | 2,407 | 2,399 | 12,507 |
| Essex | 8,056 | 1,688 | 1,802 | 1,773 | 7,739 | Page | 13,754 | 2,736 | 2,786 | 2,772 | 13,671 |
| Franklin | 30,193 | 6,348 | 6,767 | 6,711 | 29,610 | Patrick | 15,403 | 2,950 | 2,961 | 2,948 | 15,283 |
| Grand Isle | 4,462 | 820 | 847 | 835 | 4,043 | Pittsylvania | 46,894 | 8,922 | 9,011 | 8,977 | 46,662 |
| Lamoille | 12,289 | 2,886 | 2,988 | 2,962 | 12,101 | Powhatan | 6,824 | 1,285 | 1,297 | 1,290 | 6,685 |
| Orange | 19,313 | 4,788 | 4,995 | 4,958 | 19,042 | Prince Edward | 15,045 | 2,784 | 2,844 | 2,806 | 14,637 |
| Orleans | 22,024 | 5,013 | 5,326 | 5,282 | 21,664 | Prince George | 7,752 | 1,553 | 1,575 | 1,569 | 7,735 |
| Rutland | 44,209 | 9,370 | 10,263 | 10,151 | 42,908 | Princess Anne | 11,192 | 2,309 | 2,357 | 2,317 | 10,898 |
| Washington | 36,607 | 7,568 | 8,445 | 8,332 | 34,714 | Prince William | 11,112 | 2,129 | 2,167 | 2,141 | 10,877 |
| Windham | 26,660 | 5,814 | 6,660 | 6,600 | 25,571 | Pulaski | 14,609 | 2,631 | 2,758 | 2,704 | 14,192 |
| Windsor | 32,225 | 7,674 | 8,217 | 8,130 | 31,277 | Rappahannock | 8,843 | 1,631 | 1,676 | 1,638 | 8,802 |
| | | | | | | Richmond | 7,088 | 1,333 | 1,349 | 1,340 | 7,046 |
| Virginia | 1,854,184 | 347,159 | 364,517 | 360,749 | 1,813,217 | Roanoke | 15,837 | 3,080 | 3,134 | 3,118 | 15,655 |
| Accomac | 32,570 | 6,568 | 6,713 | 6,670 | 32,322 | Rockbridge | 21,799 | 4,097 | 4,209 | 4,176 | 21,358 |
| Albemarle | 28,473 | 5,279 | 5,390 | 5,364 | 27,872 | Rockingham | 33,527 | 6,656 | 6,807 | 6,730 | 33,263 |
| Alexandria | 6,430 | 1,253 | 1,285 | 1,257 | 5,789 | Russell | 18,031 | 3,256 | 3,300 | 3,238 | 17,947 |
| Alleghany | 16,330 | 2,737 | 2,892 | 2,740 | 14,823 | Scott | 22,694 | 4,207 | 4,251 | 4,237 | 22,538 |
| Amelia | 9,037 | 1,694 | 1,735 | 1,725 | 8,945 | Shenandoah | 20,253 | 4,125 | 4,209 | 4,198 | 20,139 |
| Amherst | 17,864 | 3,314 | 3,371 | 3,355 | 17,751 | Smyth | 17,121 | 2,994 | 3,083 | 3,074 | 16,598 |
| Appomattox | 9,622 | 1,719 | 1,761 | 1,751 | 9,616 | Southampton | 22,848 | 4,559 | 4,612 | 4,549 | 22,557 |
| Augusta | 32,370 | 6,408 | 6,469 | 6,441 | 32,139 | Spotsylvania | 9,239 | 1,808 | 1,830 | 1,827 | 9,215 |
| Bath | 5,595 | 985 | 1,044 | 1,020 | 5,236 | Stafford | 8,097 | 1,574 | 1,581 | 1,581 | 8,097 |
| Bedford | 30,356 | 5,378 | 5,692 | 5,671 | 30,149 | Surry | 12,469 | 1,785 | 1,816 | 1,764 | 12,226 |
| Bland | 5,497 | 986 | 998 | 993 | 5,431 | Sussex | 12,032 | 2,403 | 2,423 | 2,387 | 11,930 |
| Botetourt | 17,161 | 3,204 | 3,273 | 3,252 | 17,041 | Tazewell | 23,334 | 4,306 | 4,398 | 4,321 | 23,038 |
| Brunswick | 18,217 | 3,455 | 3,548 | 3,526 | 17,915 | Warren | 8,837 | 1,672 | 1,686 | 1,669 | 8,592 |
| Buchanan | 9,632 | 1,725 | 1,735 | 1,722 | 9,562 | Warwick | 4,833 | 894 | 1,164 | 1,118 | 4,662 |
| Buckingham | 15,266 | 2,894 | 2,925 | 2,919 | 15,250 | Washington | 28,995 | 5,448 | 5,545 | 5,529 | 28,803 |
| Campbell | 23,256 | 4,335 | 4,378 | 4,357 | 23,024 | Westmoreland | 9,243 | 1,846 | 1,866 | 1,851 | 9,168 |
| Caroline | 16,709 | 3,029 | 3,098 | 3,092 | 16,667 | Wise | 19,653 | 3,463 | 3,723 | 3,647 | 19,135 |
| Carroll | 19,303 | 3,564 | 3,624 | 3,618 | 19,217 | Wythe | 20,437 | 3,332 | 3,309 | 3,338 | 20,282 |
| Charles City | 5,040 | 956 | 966 | 960 | 5,002 | York | 7,482 | 1,524 | 1,538 | 1,532 | 7,470 |
| Charlotte | 16,343 | 2,904 | 2,959 | 2,939 | 16,252 | City of Alexandria | 14,528 | 3,076 | 3,191 | 3,140 | 14,127 |
| Chesterfield | 18,804 | 3,609 | 3,728 | 3,699 | 18,487 | City of Bristol | 4,579 | 846 | 871 | 833 | 4,392 |
| Clarke | 7,927 | 1,478 | 1,541 | 1,530 | 7,870 | City of Buena Vista | 2,388 | 435 | 460 | 457 | 2,356 |
| Craig | 4,293 | 790 | 799 | 792 | 4,236 | City of Charlottesville | 6,449 | 1,231 | 1,366 | 1,324 | 6,049 |
| Culpeper | 14,123 | 2,661 | 2,710 | 2,701 | 14,060 | City of Danville | 16,520 | 3,041 | 3,589 | 3,544 | 16,109 |
| Cumberland | 8,996 | 1,696 | 1,707 | 1,697 | 8,966 | City of Fredericksburg | 5,068 | 1,027 | 1,080 | 1,063 | 4,929 |
| Dickenson | 7,747 | 1,348 | 1,370 | 1,367 | 7,729 | City of Lynchburg | 18,391 | 3,311 | 4,027 | 3,967 | 18,366 |
| Dinwiddie | 15,374 | 2,676 | 2,739 | 2,687 | 14,109 | City of Manchester | 9,715 | 1,807 | 2,047 | 2,026 | 9,609 |
| Elizabeth City | 19,460 | 3,447 | 3,640 | 3,555 | 14,680 | City of Newport News | 19,635 | 2,953 | 3,393 | 3,614 | 17,745 |
| Essex | 9,701 | 1,378 | 1,386 | 1,381 | 9,672 | City of Norfolk | 46,624 | 7,664 | 10,050 | 9,742 | 43,865 |
| Fairfax | 18,580 | 3,745 | 3,774 | 3,756 | 18,279 | City of Petersburg | 21,310 | 4,576 | 5,161 | 5,090 | 21,310 |
| Fauquier | 23,374 | 4,233 | 4,302 | 4,278 | 23,149 | City of Portsmouth | 17,427 | 3,223 | 3,567 | 3,461 | 16,199 |
| Floyd | 15,388 | 2,831 | 2,874 | 2,870 | 15,347 | City of Radford | 8,344 | 630 | 658 | 643 | 8,212 |
| Fluvanna | 9,050 | 1,695 | 1,735 | 1,732 | 9,017 | City of Richmond | 85,050 | 14,201 | 17,945 | 17,549 | 80,331 |
| Franklin | 25,953 | 4,660 | 4,726 | 4,717 | 25,903 | City of Roanoke | 21,495 | 3,807 | 4,380 | 4,282 | 20,482 |
| Frederick | 13,239 | 2,716 | 2,779 | 2,772 | 13,148 | City of Staunton | 7,239 | 1,195 | 1,273 | 1,244 | 5,701 |
| Giles | 10,793 | 1,895 | 1,933 | 1,920 | 10,666 | City of Williamsburg | 2,044 | 304 | 308 | 300 | 1,823 |
| Gloucester | 12,332 | 2,459 | 2,511 | 2,499 | 12,794 | City of Winchester | 5,161 | 1,133 | 1,193 | 1,177 | 4,960 |
| Goochland | 9,519 | 1,673 | 1,687 | 1,680 | 9,213 | Washington | 518,103 | 106,622 | 113,086 | 107,171 | 446,799 |
| Grayson | 16,853 | 3,050 | 3,112 | 3,107 | 16,798 | Adams | 4,840 | 1,056 | 1,088 | 1,063 | 4,654 |
| Greene | 6,214 | 1,098 | 1,106 | 1,104 | 6,209 | Asotin | 3,366 | 764 | 773 | 764 | 3,317 |
| Greensville | 9,758 | 1,845 | 1,898 | 1,883 | 9,684 | Chehalis | 15,124 | 3,143 | 3,249 | 3,017 | 12,941 |
| Halifax | 37,197 | 7,076 | 7,231 | 7,201 | 37,050 | Chelan | 3,931 | 942 | 959 | 914 | 3,526 |
| Hanover | 17,613 | 3,264 | 3,329 | 3,313 | 17,355 | Clallam | 5,603 | 1,457 | 1,473 | 1,419 | 5,355 |
| Henrico | 30,062 | 5,638 | 6,105 | 6,072 | 29,397 | Clarke | 13,419 | 2,980 | 2,993 | 2,961 | 12,611 |
| Henry | 19,265 | 3,492 | 3,576 | 3,559 | 19,151 | Columbia | 7,123 | 1,534 | 1,564 | 1,541 | 6,932 |
| Highland | 5,647 | 1,016 | 1,043 | 1,042 | 5,630 | Cowlitz | 7,877 | 1,787 | 1,838 | 1,782 | 7,528 |
| Isle of Wight | 13,102 | 2,509 | 2,517 | 2,517 | 12,962 | Douglas | 4,926 | 1,206 | 1,210 | 1,186 | 4,744 |
| James City | 3,683 | 727 | 733 | 728 | 3,655 | Ferry | 4,562 | 1,363 | 1,373 | 1,127 | 3,369 |
| King and Queen | 9,265 | 1,768 | 1,779 | 1,774 | 9,215 | Franklin | 486 | 127 | 128 | 119 | 408 |
| King George | 6,913 | 1,239 | 1,257 | 1,249 | 6,891 | Garfield | 3,913 | 837 | 855 | 834 | 3,836 |
| King William | 8,380 | 1,643 | 1,649 | 1,640 | 8,322 | Island | 1,870 | 436 | 448 | 412 | 1,652 |
| Lancaster | 8,949 | 1,676 | 1,690 | 1,690 | 8,813 | Jefferson | 5,712 | 1,441 | 1,461 | 1,328 | 4,924 |
| Lee | 19,356 | 3,744 | 3,829 | 3,825 | 19,314 | King | 110,053 | 13,244 | 20,732 | 19,236 | 80,960 |
| Loudoun | 21,943 | 4,157 | 4,231 | 4,195 | 21,690 | | | | | | |
| Louisa | 16,517 | 3,072 | 3,107 | 3,102 | 16,498 | | | | | | |

DWELLINGS AND FAMILIES.

TABLE 103.—POPULATION, DWELLINGS, AND FAMILIES, BY COUNTIES: 1900—Continued.

| COUNTIES. | Total population. | Total dwellings. | Total families. | PRIVATE FAMILIES. | | COUNTIES. | Total population. | Total dwellings. | Total families. | PRIVATE FAMILIES. | |
|-----------------|-------------------|------------------|-----------------|-------------------|-------------|---------------------------|-------------------|------------------|-----------------|-------------------|-------------|
| | | | | Number. | Population. | | | | | Number. | Population. |
| Washington—Con. | | | | | | Wisconsin—Con. | | | | | |
| Kitsap | 6,767 | 1,754 | 1,771 | 1,613 | 6,039 | Buffalo | 16,765 | 3,291 | 3,403 | 3,380 | 16,608 |
| Kittitas | 9,704 | 2,148 | 2,198 | 2,066 | 9,125 | Burnett | 7,478 | 1,513 | 1,539 | 1,581 | 7,437 |
| Khkikitat | 6,407 | 1,437 | 1,443 | 1,430 | 6,352 | Calumet | 17,078 | 3,327 | 3,384 | 3,348 | 16,788 |
| Lewis | 15,157 | 3,433 | 3,463 | 3,399 | 14,550 | Chippewa | 33,037 | 6,143 | 6,409 | 6,306 | 31,165 |
| Lincoln | 11,969 | 2,761 | 2,792 | 2,731 | 11,645 | Clark | 25,348 | 5,083 | 5,204 | 5,144 | 25,353 |
| Mason | 3,810 | 961 | 973 | 897 | 3,261 | Columbia | 31,121 | 6,363 | 7,020 | 6,962 | 30,496 |
| Okanogan | 4,689 | 1,431 | 1,436 | 1,266 | 4,092 | Crawford | 17,286 | 3,411 | 3,476 | 3,434 | 16,856 |
| Pacific | 5,983 | 1,395 | 1,407 | 1,345 | 5,575 | Dane | 69,435 | 13,507 | 14,277 | 14,045 | 66,407 |
| Pierce | 55,515 | 10,796 | 11,754 | 11,335 | 47,976 | Dodge | 46,631 | 9,660 | 9,938 | 9,858 | 45,339 |
| San Juan | 2,928 | 689 | 692 | 663 | 2,723 | Door | 17,583 | 3,247 | 3,335 | 3,307 | 17,336 |
| Skagit | 14,272 | 3,135 | 3,188 | 2,993 | 12,426 | Douglas | 36,335 | 5,861 | 6,592 | 6,269 | 30,258 |
| Skamania | 1,688 | 403 | 412 | 389 | 1,466 | Dunn | 25,043 | 4,931 | 5,068 | 5,024 | 24,531 |
| Snohomish | 23,950 | 5,168 | 5,450 | 5,102 | 20,608 | Eau Claire | 31,632 | 6,039 | 6,527 | 6,441 | 30,504 |
| Spokane | 57,542 | 11,033 | 12,695 | 12,035 | 48,950 | Florence | 3,197 | 610 | 627 | 607 | 2,968 |
| Stevens | 10,543 | 2,548 | 2,562 | 2,468 | 9,808 | Fond du Lac | 47,589 | 9,888 | 10,244 | 10,123 | 45,998 |
| Thurston | 9,927 | 2,290 | 2,317 | 2,282 | 9,340 | Forest | 1,396 | 284 | 290 | 266 | 1,151 |
| Wahkiakum | 2,819 | 587 | 591 | 545 | 2,335 | Grant | 33,831 | 8,243 | 8,394 | 8,324 | 37,911 |
| Wallawalla | 18,680 | 3,596 | 3,784 | 3,375 | 15,163 | Green | 22,719 | 5,106 | 5,216 | 5,180 | 22,343 |
| Whatcom | 24,116 | 5,246 | 5,390 | 5,106 | 21,235 | Green Lake | 15,797 | 3,397 | 3,444 | 3,414 | 15,504 |
| Whitman | 25,360 | 5,496 | 5,545 | 5,425 | 24,504 | Iowa | 23,114 | 4,751 | 4,941 | 4,905 | 22,607 |
| Yakima | 13,462 | 2,998 | 3,079 | 2,998 | 12,819 | Iron | 6,616 | 1,110 | 1,144 | 1,076 | 5,833 |
| West Virginia | | | | | | Jackson | 17,466 | 3,499 | 3,567 | 3,541 | 17,220 |
| Barbour | 14,193 | 2,786 | 2,811 | 2,790 | 14,003 | Jefferson | 34,789 | 7,560 | 7,728 | 7,658 | 33,941 |
| Berkeley | 19,469 | 3,375 | 4,007 | 3,979 | 19,303 | Juneau | 20,629 | 4,352 | 4,463 | 4,426 | 20,142 |
| Boone | 8,194 | 1,399 | 1,404 | 1,400 | 8,163 | Kenosha | 21,707 | 4,165 | 4,514 | 4,440 | 21,009 |
| Braxton | 18,904 | 3,359 | 3,379 | 3,369 | 18,785 | Kewaunee | 17,212 | 3,146 | 3,225 | 3,201 | 16,958 |
| Brooke | 7,219 | 1,477 | 1,547 | 1,532 | 7,099 | La Crosse | 42,997 | 8,486 | 8,940 | 8,810 | 41,360 |
| Cabell | 29,252 | 5,648 | 5,974 | 5,905 | 28,506 | Lafayette | 20,959 | 4,379 | 4,425 | 4,392 | 20,721 |
| Calhoun | 10,206 | 1,826 | 1,829 | 1,826 | 10,240 | Langlade | 12,553 | 2,427 | 2,442 | 2,396 | 12,090 |
| Clay | 8,248 | 1,423 | 1,475 | 1,465 | 8,129 | Lincoln | 16,269 | 3,075 | 3,187 | 3,117 | 15,433 |
| Doddridge | 13,689 | 2,559 | 2,578 | 2,561 | 13,512 | Manitowoc | 42,261 | 7,849 | 8,429 | 8,322 | 40,899 |
| Fayette | 31,937 | 6,134 | 6,384 | 6,156 | 30,720 | Marathon | 47,256 | 7,721 | 8,126 | 8,052 | 42,068 |
| Gilmer | 11,762 | 2,131 | 2,159 | 2,150 | 11,667 | Marinette | 30,822 | 5,401 | 5,663 | 5,745 | 29,320 |
| Grant | 7,275 | 1,375 | 1,396 | 1,377 | 7,055 | Marquette | 10,509 | 2,142 | 2,267 | 2,152 | 10,377 |
| Greenbrier | 20,633 | 3,701 | 3,734 | 3,709 | 20,453 | Milwaukee | 330,017 | 53,349 | 67,766 | 66,725 | 318,971 |
| Hampshire | 11,806 | 2,284 | 2,324 | 2,312 | 11,502 | Monroe | 23,103 | 5,864 | 5,930 | 5,932 | 27,270 |
| Hancock | 6,693 | 1,355 | 1,405 | 1,384 | 6,452 | Oconto | 20,874 | 3,892 | 3,974 | 3,924 | 20,467 |
| Hardy | 8,449 | 1,594 | 1,609 | 1,602 | 8,411 | Oneida | 8,875 | 1,621 | 1,713 | 1,649 | 7,617 |
| Harrison | 27,690 | 5,426 | 5,574 | 5,451 | 26,275 | Outagamie | 46,247 | 9,094 | 9,372 | 9,286 | 45,305 |
| Jackson | 22,987 | 4,287 | 4,341 | 4,330 | 22,887 | Ozaukee | 16,363 | 3,144 | 3,282 | 3,235 | 15,944 |
| Jefferson | 15,935 | 3,175 | 3,198 | 3,171 | 15,716 | Pepin | 7,905 | 1,622 | 1,633 | 1,624 | 7,833 |
| Kanawha | 54,696 | 10,319 | 10,580 | 10,490 | 53,677 | Pierce | 23,943 | 5,035 | 5,119 | 5,082 | 23,598 |
| Lewis | 16,980 | 2,930 | 2,957 | 2,940 | 15,663 | Polk | 17,801 | 3,623 | 3,648 | 3,626 | 17,318 |
| Lincoln | 15,434 | 2,747 | 2,749 | 2,741 | 15,338 | Portage | 29,433 | 5,666 | 5,765 | 5,715 | 28,936 |
| Logan | 6,955 | 1,199 | 1,205 | 1,201 | 6,928 | Price | 9,106 | 1,805 | 1,863 | 1,820 | 8,517 |
| McDowell | 18,747 | 3,864 | 4,077 | 3,672 | 16,867 | Racine | 45,644 | 9,022 | 9,851 | 9,727 | 44,297 |
| Marion | 32,430 | 6,386 | 6,703 | 6,617 | 31,691 | Richland | 19,433 | 4,149 | 4,253 | 4,230 | 19,170 |
| Marshall | 26,444 | 5,004 | 5,190 | 5,136 | 25,152 | Rock | 51,203 | 10,946 | 11,506 | 11,346 | 48,075 |
| Mason | 24,142 | 4,353 | 4,900 | 4,838 | 24,009 | St. Croix | 26,330 | 5,151 | 5,253 | 5,208 | 26,173 |
| Mercer | 23,023 | 4,247 | 4,402 | 4,276 | 22,338 | Sauk | 33,006 | 7,190 | 7,313 | 7,264 | 32,445 |
| Mineral | 12,833 | 2,443 | 2,509 | 2,477 | 12,566 | Sawyer | 3,593 | 723 | 756 | 725 | 3,345 |
| Mingo | 11,359 | 2,073 | 2,110 | 2,071 | 10,986 | Shawano | 27,475 | 5,034 | 5,170 | 5,034 | 26,413 |
| Monongalia | 19,049 | 3,923 | 4,008 | 3,959 | 18,658 | Sheboygan | 50,345 | 9,534 | 10,543 | 10,440 | 49,344 |
| Monroe | 13,130 | 2,421 | 2,452 | 2,444 | 13,056 | Taylor | 11,262 | 2,064 | 2,138 | 2,088 | 10,458 |
| Morgan | 7,294 | 1,462 | 1,485 | 1,479 | 7,251 | Trempealeau | 23,114 | 4,412 | 4,548 | 4,507 | 22,733 |
| Nicholas | 11,403 | 2,064 | 2,087 | 2,047 | 11,165 | Vernon | 28,351 | 5,743 | 5,874 | 5,842 | 27,921 |
| Ohio | 48,024 | 8,833 | 10,471 | 10,333 | 46,464 | Vilas | 4,929 | 905 | 913 | 825 | 3,656 |
| Pendleton | 9,167 | 1,598 | 1,602 | 1,596 | 9,121 | Walworth | 29,259 | 6,823 | 7,046 | 6,965 | 28,265 |
| Pleasants | 9,345 | 1,740 | 1,767 | 1,744 | 9,108 | Washburn | 5,521 | 1,109 | 1,135 | 1,113 | 5,235 |
| Pocahontas | 8,572 | 1,466 | 1,486 | 1,441 | 7,831 | Washington | 23,589 | 4,481 | 4,621 | 4,566 | 23,016 |
| Preston | 22,727 | 4,497 | 4,584 | 4,537 | 22,322 | Waukesha | 35,229 | 7,562 | 7,680 | 7,558 | 33,759 |
| Putnam | 17,330 | 3,233 | 3,290 | 3,277 | 17,277 | Waupaca | 31,615 | 6,402 | 6,535 | 6,464 | 30,418 |
| Raleigh | 12,436 | 2,182 | 2,213 | 2,186 | 12,185 | Wausara | 15,972 | 3,456 | 3,494 | 3,475 | 15,784 |
| Randolph | 17,670 | 3,159 | 3,240 | 3,137 | 16,642 | Winnebago | 58,225 | 11,871 | 12,461 | 12,339 | 56,045 |
| Ritchie | 18,901 | 3,597 | 3,650 | 3,631 | 18,734 | Wood | 25,865 | 4,903 | 5,009 | 4,933 | 25,149 |
| Roane | 19,852 | 3,442 | 3,468 | 3,456 | 19,303 | Wyoming | | | | | |
| Summers | 16,265 | 2,880 | 2,964 | 2,938 | 16,071 | Albany | 13,084 | 2,262 | 2,335 | 2,044 | 9,608 |
| Taylor | 14,978 | 2,987 | 3,040 | 2,999 | 14,184 | Bighorn | 4,333 | 1,132 | 1,203 | 1,169 | 4,162 |
| Tucker | 13,433 | 2,345 | 2,357 | 2,357 | 12,533 | Carbon | 9,539 | 2,301 | 2,391 | 2,086 | 7,336 |
| Tyler | 18,252 | 3,707 | 3,775 | 3,708 | 17,683 | Converse | 3,337 | 732 | 791 | 769 | 3,143 |
| Upshur | 14,696 | 2,919 | 2,959 | 2,945 | 14,567 | Crook | 3,137 | 730 | 782 | 757 | 3,030 |
| Wayne | 23,619 | 4,242 | 4,311 | 4,270 | 23,277 | Fremont | 5,357 | 1,499 | 1,525 | 1,463 | 4,951 |
| Webster | 8,862 | 1,561 | 1,576 | 1,556 | 8,711 | Johnson | 2,361 | 708 | 712 | 632 | 2,267 |
| Wetzel | 22,880 | 4,174 | 4,245 | 4,167 | 22,019 | Laramie | 20,131 | 3,489 | 3,615 | 3,434 | 16,878 |
| Wirt | 10,284 | 1,938 | 1,956 | 1,943 | 10,202 | Natrona | 1,785 | 469 | 475 | 431 | 1,581 |
| Wood | 34,452 | 6,989 | 7,284 | 7,197 | 33,320 | Sheridan | 5,122 | 1,195 | 1,209 | 1,164 | 4,636 |
| Wyoming | 8,330 | 1,422 | 1,439 | 1,435 | 8,366 | Sweetwater | 8,455 | 1,436 | 1,459 | 1,231 | 6,208 |
| Wisconsin | | | | | | Uinta | 12,223 | 2,525 | 2,677 | 2,447 | 11,226 |
| Adams | 9,141 | 1,946 | 1,979 | 1,975 | 9,110 | Weston | 3,203 | 965 | 970 | 913 | 2,862 |
| Ashland | 20,176 | 3,477 | 3,884 | 3,732 | 17,638 | Yellowstone National Park | 369 | 61 | 62 | 42 | 150 |
| Barron | 23,677 | 4,627 | 4,721 | 4,659 | 23,175 | | | | | | |
| Bayfield | 14,392 | 2,522 | 2,631 | 2,504 | 12,112 | | | | | | |
| Brown | 46,359 | 8,713 | 9,072 | 8,950 | 44,574 | | | | | | |

STATISTICS OF POPULATION.

TABLE 104.—POPULATION, DWELLINGS, AND FAMILIES, FOR PLACES HAVING 2,500 INHABITANTS OR MORE: 1900.

[The word "dwelling" means occupied dwelling. This table includes all incorporated places having 2,500 inhabitants or more, so far as they have been returned by the census enumerators, separate from the population of the townships, precincts, districts, etc., of which they form a part. It also includes two unincorporated places in Alaska, one unincorporated place in Hawaii, and all towns in the New England states which have a population of 2,500 or more, but which do not contain an incorporated place with that amount of population.]

| CITIES, TOWNS, VILLAGES, AND BOROUGHES. | Total population. | Total dwellings. | Total families. | PRIVATE FAMILIES. | | CITIES, TOWNS, VILLAGES, AND BOROUGHES. | Total population. | Total dwellings. | Total families. | PRIVATE FAMILIES. | |
|---|-------------------|------------------|-----------------|-------------------|-------------|---|-------------------|------------------|-----------------|-------------------|-------------|
| | | | | Number. | Population. | | | | | Number. | Population. |
| Alabama: | | | | | | California—Continued. | | | | | |
| Anniston city..... | 9,695 | 1,922 | 2,168 | 2,114 | 9,346 | Oakland city..... | 66,960 | 13,974 | 15,276 | 14,906 | 62,460 |
| Avondale town..... | 3,060 | 601 | 627 | 622 | 3,017 | Ward 1..... | 7,265 | 1,597 | 1,615 | 1,583 | 6,782 |
| Bessemer town..... | 6,358 | 1,436 | 1,608 | 1,588 | 5,940 | Ward 2..... | 9,732 | 2,198 | 2,297 | 2,278 | 9,588 |
| Birmingham city..... | 38,415 | 6,618 | 8,453 | 8,091 | 34,596 | Ward 3..... | 9,060 | 1,951 | 2,148 | 2,129 | 8,893 |
| Decatur city..... | 3,114 | 733 | 768 | 756 | 3,037 | Ward 4..... | 9,969 | 2,027 | 2,287 | 2,250 | 9,459 |
| Demopolis city..... | 2,606 | 648 | 695 | 686 | 2,525 | Ward 5..... | 7,866 | 1,264 | 1,676 | 1,550 | 6,135 |
| Dothan town..... | 3,275 | 569 | 590 | 566 | 2,995 | Ward 6..... | 11,661 | 2,430 | 2,640 | 2,525 | 10,526 |
| Eufaula city..... | 4,582 | 1,059 | 1,077 | 1,068 | 4,486 | Ward 7..... | 11,417 | 2,507 | 2,613 | 2,586 | 11,127 |
| Florence city..... | 6,478 | 1,275 | 1,413 | 1,400 | 6,398 | Pasadena city..... | 9,117 | 2,232 | 2,361 | 2,291 | 8,670 |
| Gadsden town..... | 4,282 | 851 | 941 | 915 | 4,066 | Petaluma city..... | 3,871 | 976 | 995 | 970 | 3,700 |
| Girard city..... | 3,840 | 805 | 870 | 866 | 3,822 | Pomona city..... | 5,526 | 1,349 | 1,381 | 1,362 | 5,388 |
| Greenville city..... | 3,162 | 746 | 747 | 738 | 3,130 | Red Bluff city..... | 2,750 | 652 | 654 | 628 | 2,535 |
| Huntsville town..... | 8,068 | 1,693 | 1,918 | 1,891 | 7,770 | Redding city..... | 2,946 | 961 | 1,045 | 984 | 2,662 |
| Lanett town..... | 2,909 | 551 | 585 | 583 | 2,905 | Redlands city..... | 4,797 | 1,191 | 1,263 | 1,232 | 4,643 |
| Mobile city..... | 38,469 | 7,781 | 9,167 | 8,991 | 36,926 | Riverside city..... | 7,973 | 1,846 | 2,014 | 1,950 | 7,462 |
| Montgomery city..... | 30,346 | 6,268 | 7,425 | 7,289 | 29,103 | Sacramento city..... | 29,282 | 6,012 | 6,761 | 6,367 | 26,012 |
| New Decatur city..... | 4,437 | 826 | 934 | 922 | 4,279 | Salinas city..... | 3,304 | 758 | 775 | 721 | 3,000 |
| Opekika city..... | 4,245 | 1,003 | 1,031 | 1,020 | 4,172 | San Bernardino city..... | 6,150 | 1,463 | 1,509 | 1,468 | 5,708 |
| Phoenix city..... | 4,163 | 836 | 872 | 864 | 4,125 | San Diego city..... | 17,700 | 4,395 | 4,768 | 4,689 | 15,871 |
| Pratt City town..... | 3,485 | 755 | 825 | 796 | 3,341 | San Francisco city..... | 342,782 | 53,323 | 71,697 | 67,592 | 288,747 |
| Selma city..... | 8,713 | 1,817 | 2,122 | 2,057 | 8,246 | Assembly district 23..... | 15,731 | 1,573 | 2,362 | 2,059 | 8,774 |
| Sheffield city..... | 3,333 | 703 | 703 | 632 | 3,054 | Assembly district 29..... | 15,299 | 1,886 | 2,751 | 2,498 | 10,628 |
| Talladega city..... | 5,086 | 921 | 969 | 945 | 4,645 | Assembly district 30..... | 15,347 | 2,144 | 3,347 | 3,155 | 13,062 |
| Troy city..... | 4,097 | 893 | 919 | 908 | 4,016 | Assembly district 31..... | 15,871 | 2,659 | 3,613 | 3,509 | 14,674 |
| Tuscaloosa city..... | 5,094 | 1,069 | 1,146 | 1,125 | 4,902 | Assembly district 32..... | 14,037 | 2,529 | 3,101 | 3,018 | 13,066 |
| Union Springs town..... | 2,634 | 708 | 738 | 728 | 2,589 | Assembly district 33..... | 18,758 | 3,538 | 3,919 | 3,847 | 16,741 |
| Woodlawn town..... | 2,848 | 572 | 620 | 619 | 2,846 | Assembly district 34..... | 21,841 | 3,604 | 5,171 | 5,098 | 20,958 |
| Alaska: | | | | | | Assembly district 35..... | 17,647 | 3,272 | 3,888 | 3,856 | 17,120 |
| Nome city..... | 12,488 | 796 | 805 | 542 | 932 | Assembly district 36..... | 27,836 | 5,358 | 5,935 | 5,887 | 26,113 |
| Skagway city..... | 3,117 | 832 | 1,220 | 1,120 | 2,092 | Assembly district 37..... | 23,923 | 3,526 | 5,252 | 5,133 | 22,618 |
| Arizona: | | | | | | Assembly district 38..... | 19,977 | 3,369 | 4,383 | 4,318 | 19,625 |
| Jerome town..... | 2,861 | 431 | 474 | 404 | 1,613 | Assembly district 39..... | 19,905 | 2,514 | 3,773 | 3,404 | 15,081 |
| Phoenix city..... | 5,544 | 1,365 | 1,428 | 1,327 | 4,975 | Assembly district 40..... | 22,472 | 4,227 | 4,619 | 4,523 | 21,090 |
| Prescott city..... | 3,559 | 773 | 826 | 717 | 2,720 | Assembly district 41..... | 24,235 | 4,206 | 4,825 | 4,723 | 21,527 |
| Tucson city..... | 7,531 | 1,657 | 1,716 | 1,586 | 6,647 | Assembly district 42..... | 15,472 | 1,943 | 2,846 | 2,590 | 11,194 |
| Arkansas: | | | | | | Assembly district 43..... | 23,003 | 2,553 | 5,507 | 3,900 | 12,277 |
| Arkadelphia town..... | 2,789 | 541 | 583 | 569 | 2,656 | Assembly district 44..... | 18,631 | 3,071 | 4,441 | 4,376 | 17,901 |
| Camden city..... | 2,840 | 634 | 662 | 649 | 2,743 | Assembly district 45..... | 12,797 | 1,306 | 1,964 | 1,648 | 6,658 |
| Eureka Springs city..... | 3,572 | 812 | 872 | 839 | 3,253 | San Jose city..... | 21,500 | 4,601 | 4,957 | 4,756 | 19,644 |
| Fayetteville city..... | 4,061 | 791 | 792 | 733 | 3,872 | San Luis Obispo city..... | 3,021 | 724 | 725 | 681 | 2,699 |
| Fort Smith city..... | 11,537 | 2,320 | 2,495 | 2,422 | 11,045 | San Rafael city..... | 3,879 | 837 | 847 | 818 | 3,560 |
| Helena city..... | 5,550 | 1,234 | 1,406 | 1,337 | 5,099 | Santa Ana city..... | 4,933 | 1,211 | 1,281 | 1,260 | 4,794 |
| Hot Springs city..... | 9,973 | 2,396 | 2,606 | 2,404 | 8,850 | Santa Barbara city..... | 6,587 | 1,612 | 1,653 | 1,603 | 6,121 |
| Jonesboro city..... | 4,508 | 947 | 973 | 948 | 4,263 | Santa Clara town..... | 3,650 | 747 | 755 | 731 | 3,222 |
| Little Rock city..... | 38,307 | 7,429 | 8,247 | 7,934 | 33,782 | Santa Cruz city..... | 5,639 | 1,493 | 1,522 | 1,444 | 5,148 |
| Mena town..... | 3,423 | 816 | 848 | 826 | 3,254 | Santa Monica city..... | 3,057 | 837 | 839 | 847 | 2,793 |
| Newport town..... | 2,866 | 700 | 742 | 707 | 2,676 | Santa Rosa city..... | 6,673 | 1,504 | 1,559 | 1,504 | 6,287 |
| Paragould city..... | 3,324 | 687 | 706 | 687 | 3,135 | Stockton city..... | 17,506 | 3,352 | 3,549 | 3,366 | 14,031 |
| Pine Bluff city..... | 11,496 | 2,603 | 2,820 | 2,729 | 10,843 | Vallejo city..... | 7,965 | 1,652 | 1,708 | 1,627 | 6,836 |
| Texarkana city..... | 4,914 | 971 | 1,031 | 994 | 4,554 | Visalia city..... | 3,035 | 694 | 711 | 663 | 2,759 |
| Van Buren city..... | 2,573 | 585 | 590 | 582 | 2,494 | Watsonville city..... | 3,523 | 864 | 874 | 830 | 3,283 |
| California: | | | | | | Woodland city..... | 2,886 | 694 | 726 | 693 | 2,651 |
| Alameda city..... | 16,464 | 3,679 | 3,876 | 3,798 | 15,987 | Colorado: | | | | | |
| Bakersfield city..... | 4,836 | 1,033 | 1,055 | 931 | 3,864 | Aspen city..... | 3,303 | 859 | 887 | 859 | 3,061 |
| Benicia city..... | 2,751 | 572 | 618 | 591 | 2,376 | Boulder city..... | 6,150 | 1,391 | 1,566 | 1,536 | 5,914 |
| Berkeley city..... | 13,214 | 2,867 | 2,978 | 2,949 | 12,697 | Canyon City..... | 3,775 | 771 | 843 | 820 | 3,043 |
| Chico city..... | 2,640 | 665 | 677 | 643 | 2,389 | Central City town..... | 3,114 | 641 | 685 | 660 | 2,946 |
| Eureka city..... | 7,327 | 1,627 | 1,701 | 1,649 | 6,753 | Colorado City town..... | 2,914 | 623 | 713 | 684 | 2,699 |
| Fresno city..... | 12,470 | 2,599 | 2,833 | 2,574 | 10,370 | Colorado Springs city..... | 21,035 | 4,278 | 4,815 | 4,615 | 19,175 |
| Grass Valley city..... | 4,719 | 1,082 | 1,124 | 1,109 | 4,357 | Cripple Creek town..... | 10,147 | 2,488 | 2,717 | 2,488 | 8,833 |
| Hanford city..... | 2,929 | 667 | 699 | 654 | 2,589 | Denver city..... | 133,859 | 27,100 | 30,936 | 29,979 | 121,442 |
| Los Angeles city..... | 102,479 | 22,531 | 25,207 | 24,180 | 92,196 | Ward 1..... | 4,682 | 954 | 1,103 | 1,067 | 4,218 |
| Ward 1..... | 8,341 | 2,066 | 2,144 | 2,131 | 8,243 | Ward 2..... | 5,915 | 753 | 1,002 | 1,819 | 3,393 |
| Ward 2..... | 12,134 | 2,521 | 2,837 | 2,791 | 10,848 | Ward 3..... | 8,021 | 1,013 | 1,561 | 1,332 | 4,908 |
| Ward 3..... | 12,083 | 1,921 | 2,741 | 2,506 | 8,841 | Ward 4..... | 9,304 | 1,815 | 2,377 | 2,232 | 8,149 |
| Ward 4..... | 16,785 | 3,797 | 4,154 | 4,071 | 15,790 | Ward 5..... | 6,954 | 1,600 | 1,809 | 1,785 | 6,809 |
| Ward 5..... | 10,747 | 2,568 | 2,626 | 2,597 | 10,559 | Ward 6..... | 12,249 | 2,474 | 2,850 | 2,830 | 11,736 |
| Ward 6..... | 14,044 | 3,450 | 3,568 | 3,530 | 13,711 | Ward 7..... | 7,821 | 1,793 | 1,866 | 1,851 | 7,649 |
| Ward 7..... | 13,532 | 2,936 | 3,436 | 3,264 | 11,976 | Ward 8..... | 10,402 | 2,320 | 2,478 | 2,455 | 10,099 |
| Ward 8..... | 8,594 | 1,913 | 2,259 | 1,912 | 6,636 | Ward 9..... | 12,339 | 2,162 | 2,728 | 2,582 | 10,173 |
| Ward 9..... | 6,239 | 1,359 | 1,392 | 1,378 | 5,592 | Ward 10..... | 12,376 | 2,407 | 2,728 | 2,668 | 11,546 |
| Marysville city..... | 3,497 | 668 | 710 | 635 | 2,766 | Ward 11..... | 10,750 | 2,360 | 2,544 | 2,521 | 10,322 |
| Napa city..... | 4,036 | 1,018 | 1,060 | 1,020 | 3,839 | Ward 12..... | 10,785 | 2,487 | 2,663 | 2,654 | 10,599 |
| Nevada City town..... | 3,250 | 750 | 782 | 743 | 2,932 | Ward 13..... | 6,164 | 1,402 | 1,462 | 1,447 | 6,016 |
| | | | | | | Ward 14..... | 2,485 | 545 | 576 | 572 | 2,440 |
| | | | | | | Ward 15..... | 6,921 | 1,533 | 1,639 | 1,631 | 6,799 |
| | | | | | | Ward 16..... | 6,691 | 1,476 | 1,550 | 1,533 | 6,521 |

DWELLINGS AND FAMILIES.

TABLE 104.—POPULATION, DWELLINGS, AND FAMILIES, FOR PLACES HAVING 2,500 INHABITANTS OR MORE: 1900—Continued.

| CITIES, TOWNS, VILLAGES, AND BOROUGHS. | Total population. | Total dwellings. | Total families. | PRIVATE FAMILIES. | | CITIES, TOWNS, VILLAGES, AND BOROUGHS. | Total population. | Total dwellings. | Total families. | PRIVATE FAMILIES. | |
|--|-------------------|------------------|-----------------|-------------------|-------------|--|-------------------|------------------|-----------------|-------------------|-------------|
| | | | | Number. | Population. | | | | | Number. | Population. |
| Colorado—Continued. | | | | | | Connecticut—Continued. | | | | | |
| Durango city | 3,317 | 867 | 882 | 860 | 3,126 | New Haven city—Continued. | | | | | |
| Florence city | 3,728 | 828 | 883 | 846 | 3,360 | Ward 11 | 5,520 | 839 | 1,279 | 1,277 | 5,508 |
| Fort Collins city | 3,053 | 712 | 763 | 721 | 2,862 | Ward 12 | 9,228 | 1,366 | 2,045 | 2,039 | 9,132 |
| Grand Junction city | 3,503 | 871 | 901 | 853 | 3,273 | Ward 13 | 2,695 | 479 | 564 | 556 | 2,305 |
| Greeley city | 3,023 | 665 | 736 | 712 | 2,863 | Ward 14 | 1,851 | 373 | 470 | 470 | 1,851 |
| Idaho Springs town | 2,502 | 589 | 596 | 544 | 2,209 | Ward 15 | 1,969 | 391 | 442 | 437 | 1,921 |
| La Junta town | 2,513 | 581 | 557 | 540 | 2,316 | New London city | 17,548 | 2,943 | 4,086 | 4,016 | 16,853 |
| Leadville city | 12,455 | 2,714 | 2,841 | 2,624 | 10,355 | New Milford town | 4,304 | 1,067 | 1,140 | 1,119 | 4,531 |
| Pueblo city | 28,157 | 5,739 | 6,202 | 5,888 | 25,286 | Newtown town | 3,276 | 768 | 779 | 779 | 3,212 |
| Salida city | 3,722 | 838 | 872 | 841 | 3,423 | Norwalk city | 6,125 | 1,373 | 1,554 | 1,547 | 6,085 |
| Trinidad city | 5,345 | 1,225 | 1,265 | 1,228 | 5,086 | Norwich city | 17,251 | 3,114 | 3,994 | 3,985 | 16,726 |
| Victor town (Teller county) | 4,986 | 1,303 | 1,341 | 1,218 | 4,808 | Plainfield town | 4,821 | 1,001 | 1,086 | 1,072 | 4,672 |
| Connecticut: | | | | | | Plainfield town | | | | | |
| Ansonia city | 12,681 | 2,200 | 2,662 | 2,627 | 12,345 | Plymouth town | 2,828 | 552 | 645 | 640 | 2,795 |
| Berlin town | 3,448 | 664 | 728 | 715 | 3,221 | Portland town | 3,856 | 840 | 875 | 867 | 3,803 |
| Bethel borough | 2,561 | 580 | 674 | 669 | 2,534 | Preston town | 2,807 | 534 | 666 | 661 | 2,733 |
| Branford town | 5,706 | 981 | 1,220 | 1,189 | 5,457 | Putnam city | 6,667 | 948 | 1,440 | 1,418 | 6,341 |
| Bridgeport city | 70,996 | 11,829 | 15,553 | 15,275 | 68,114 | Ridgefield town | 2,626 | 576 | 630 | 618 | 2,550 |
| Voting district 1 | 5,542 | 894 | 1,211 | 1,117 | 4,680 | Rockville city | 7,287 | 1,235 | 1,776 | 1,760 | 7,161 |
| Voting district 2 | 7,679 | 1,127 | 1,671 | 1,655 | 7,466 | Salisbury town | 3,489 | 704 | 724 | 711 | 3,122 |
| Voting district 3 | 3,233 | 416 | 637 | 632 | 3,198 | Seymour town | 3,541 | 732 | 819 | 811 | 3,476 |
| Voting district 4 | 5,478 | 925 | 1,188 | 1,167 | 5,280 | Shelton borough | 2,887 | 613 | 632 | 626 | 2,792 |
| Voting district 5 | 4,841 | 987 | 1,124 | 1,120 | 4,821 | Southington borough | 3,411 | 627 | 820 | 812 | 3,329 |
| Voting district 6 | 7,093 | 1,115 | 1,580 | 1,577 | 6,929 | South Norwalk city | 6,591 | 1,205 | 1,552 | 1,523 | 6,320 |
| Voting district 7 | 5,631 | 825 | 1,239 | 1,207 | 5,298 | Stafford town | 4,297 | 916 | 1,030 | 1,021 | 4,201 |
| Voting district 8 | 3,919 | 669 | 901 | 898 | 3,911 | Stamford city | 15,997 | 2,887 | 3,566 | 3,523 | 15,618 |
| Voting district 9 | 6,214 | 1,146 | 1,429 | 1,422 | 5,998 | Stonington town | 8,540 | 1,641 | 2,017 | 1,985 | 8,278 |
| Voting district 10 | 9,633 | 1,210 | 1,970 | 1,913 | 9,166 | Stratford town | 3,657 | 850 | 898 | 894 | 3,640 |
| Voting district 11 | 5,165 | 813 | 1,161 | 1,135 | 4,977 | Suffield town | 3,521 | 748 | 803 | 796 | 3,454 |
| Voting district 12 | 6,568 | 1,197 | 1,442 | 1,432 | 6,390 | Thomaston town | 3,300 | 642 | 764 | 761 | 3,245 |
| Bristol borough | 6,268 | 1,156 | 1,486 | 1,467 | 6,077 | Thompson town | 6,442 | 1,200 | 1,227 | 1,210 | 6,084 |
| Canton town | 2,678 | 568 | 640 | 636 | 2,630 | Torrington borough | 8,360 | 1,510 | 1,838 | 1,799 | 8,059 |
| Danbury city | 16,537 | 2,995 | 3,906 | 3,837 | 16,071 | Wallingford borough | 6,787 | 1,256 | 1,523 | 1,513 | 6,665 |
| Danielson borough | 2,823 | 506 | 694 | 691 | 2,790 | Waterbury city | 45,859 | 5,513 | 9,318 | 9,204 | 44,858 |
| Darien town | 3,116 | 597 | 615 | 605 | 2,608 | Waterford town | 2,904 | 632 | 679 | 672 | 2,849 |
| Derby city | 7,930 | 1,362 | 1,631 | 1,600 | 7,669 | Watertown town | 3,100 | 649 | 689 | 685 | 3,048 |
| East Hartford town | 6,406 | 1,352 | 1,538 | 1,523 | 6,310 | West Hartford town | 3,186 | 637 | 665 | 659 | 2,992 |
| East Windsor town | 3,158 | 632 | 683 | 676 | 3,021 | West Haven borough | 5,247 | 1,066 | 1,222 | 1,209 | 5,162 |
| Enfield town | 6,699 | 1,311 | 1,459 | 1,436 | 6,437 | Westport town | 4,017 | 844 | 894 | 878 | 3,853 |
| Essex town | 2,530 | 643 | 670 | 665 | 2,462 | Wethersfield town | 2,637 | 471 | 527 | 525 | 2,147 |
| Fairfield town | 4,459 | 969 | 993 | 959 | 4,468 | Willimantic city | 8,987 | 1,498 | 1,905 | 1,886 | 8,721 |
| Farmington town | 3,331 | 633 | 715 | 690 | 2,993 | Windsor town | 3,614 | 804 | 842 | 837 | 3,545 |
| Glastonbury town | 4,260 | 834 | 965 | 953 | 4,180 | Windsor Locks town | 3,062 | 598 | 641 | 633 | 3,009 |
| Greenwich town | 12,172 | 2,337 | 2,678 | 2,647 | 11,960 | Winsted borough | 6,804 | 1,220 | 1,602 | 1,588 | 6,472 |
| Griswold town | 3,490 | 678 | 759 | 751 | 3,417 | Delaware: | | | | | |
| Groton town | 5,962 | 1,304 | 1,479 | 1,459 | 5,821 | Dover town | 3,329 | 815 | 825 | 813 | 3,180 |
| Guilford town | 2,785 | 678 | 768 | 757 | 2,722 | Milford town | 2,500 | 658 | 662 | 656 | 2,453 |
| Hamden town | 4,626 | 1,000 | 1,073 | 1,060 | 4,435 | Newcastle city | 3,380 | 666 | 677 | 670 | 3,166 |
| Hartford city | 79,850 | 9,699 | 17,231 | 16,730 | 72,790 | Wilmington city | 76,508 | 14,737 | 15,667 | 15,410 | 74,039 |
| Ward 1 | 8,364 | 758 | 1,722 | 1,570 | 6,602 | Ward 1 | 3,041 | 479 | 577 | 540 | 2,666 |
| Ward 2 | 9,771 | 792 | 2,016 | 1,962 | 9,226 | Ward 2 | 5,560 | 1,031 | 1,123 | 1,092 | 5,331 |
| Ward 3 | 8,519 | 1,207 | 1,919 | 1,905 | 8,039 | Ward 3 | 5,375 | 965 | 1,050 | 1,020 | 5,139 |
| Ward 4 | 7,302 | 1,003 | 1,575 | 1,540 | 6,715 | Ward 4 | 4,037 | 738 | 775 | 751 | 3,811 |
| Ward 5 | 5,568 | 542 | 1,289 | 1,182 | 4,316 | Ward 5 | 8,966 | 1,780 | 1,929 | 1,894 | 8,598 |
| Ward 6 | 6,433 | 775 | 1,453 | 1,406 | 5,926 | Ward 6 | 6,061 | 1,135 | 1,295 | 1,243 | 5,593 |
| Ward 7 | 9,200 | 1,265 | 2,026 | 2,010 | 8,537 | Ward 7 | 12,816 | 2,521 | 2,613 | 2,583 | 12,491 |
| Ward 8 | 8,539 | 1,084 | 1,921 | 1,913 | 8,404 | Ward 8 | 8,848 | 1,791 | 1,871 | 1,867 | 8,826 |
| Ward 9 | 7,677 | 885 | 1,505 | 1,462 | 6,744 | Ward 9 | 7,304 | 1,405 | 1,463 | 1,456 | 7,148 |
| Ward 10 | 8,487 | 1,368 | 1,805 | 1,790 | 8,282 | Ward 10 | 6,409 | 1,303 | 1,329 | 1,325 | 6,379 |
| Litchfield town | 3,214 | 748 | 767 | 752 | 2,983 | Ward 11 | 3,800 | 705 | 733 | 731 | 3,771 |
| Manchester town | 10,601 | 1,940 | 2,230 | 2,210 | 10,392 | Ward 12 | 4,291 | 884 | 909 | 908 | 4,286 |
| Meriden city | 24,296 | 3,866 | 5,437 | 5,379 | 23,231 | District of Columbia: | | | | | |
| Middletown city | 9,589 | 1,744 | 2,140 | 2,100 | 9,049 | Washington city | 278,718 | 49,385 | 56,678 | 55,465 | 261,233 |
| Milford town | 3,738 | 916 | 964 | 940 | 3,641 | Florida: | | | | | |
| Naugatuck borough | 10,541 | 1,690 | 2,108 | 2,096 | 10,409 | Apalachicola city | 3,077 | 701 | 752 | 714 | 2,898 |
| New Britain city | 25,998 | 3,334 | 5,458 | 5,404 | 25,490 | Fernandina city | 3,245 | 719 | 808 | 767 | 3,018 |
| New Canaan town | 2,968 | 663 | 686 | 674 | 2,833 | Gainesville city | 3,633 | 808 | 825 | 805 | 3,421 |
| New Hartford town | 3,424 | 634 | 642 | 634 | 3,335 | Jacksonville city | 28,429 | 6,351 | 7,240 | 7,013 | 26,837 |
| New Haven city | 108,027 | 15,240 | 23,601 | 23,275 | 102,887 | Key West city | 17,114 | 3,705 | 3,885 | 3,838 | 16,665 |
| Ward 1 | 4,850 | 578 | 723 | 651 | 3,185 | Lake City town | 3,313 | 680 | 706 | 682 | 3,639 |
| Ward 2 | 8,134 | 1,282 | 1,830 | 1,820 | 7,983 | Ocala city | 3,330 | 818 | 862 | 840 | 3,221 |
| Ward 3 | 12,637 | 1,393 | 2,700 | 2,685 | 12,349 | Palatka city | 3,301 | 739 | 808 | 792 | 3,217 |
| Ward 4 | 13,751 | 1,936 | 2,981 | 2,927 | 13,375 | Pensacola city | 17,747 | 3,793 | 4,027 | 3,928 | 17,075 |
| Ward 5 | 4,768 | 528 | 961 | 904 | 4,215 | St. Augustine city | 4,272 | 988 | 1,088 | 1,068 | 4,090 |
| Ward 6 | 6,250 | 702 | 1,309 | 1,279 | 6,019 | Tallahassee city | 2,681 | 763 | 801 | 789 | 2,904 |
| Ward 7 | 9,504 | 977 | 2,073 | 2,070 | 9,456 | Tampa city | 15,839 | 3,137 | 3,482 | 3,328 | 14,781 |
| Ward 8 | 7,620 | 1,213 | 1,726 | 1,700 | 7,390 | | | | | | |
| Ward 9 | 11,427 | 1,828 | 2,608 | 2,586 | 10,891 | | | | | | |
| Ward 10 | 7,823 | 1,350 | 1,855 | 1,864 | 7,307 | | | | | | |

STATISTICS OF POPULATION.

TABLE 104.—POPULATION, DWELLINGS, AND FAMILIES, FOR PLACES HAVING 2,500 INHABITANTS OR MORE: 1900—Continued.

| CITIES, TOWNS, VILLAGES, AND BOROUGHS. | Total population. | Total dwellings. | Total families. | PRIVATE FAMILIES. | | CITIES, TOWNS, VILLAGES, AND BOROUGHS. | Total population. | Total dwellings. | Total families. | PRIVATE FAMILIES. | |
|---|-------------------|------------------|-----------------|-------------------|-------------|--|-------------------|------------------|-----------------|-------------------|-------------|
| | | | | Number. | Population. | | | | | Number. | Population. |
| Georgia: | | | | | | Illinois—Continued. | | | | | |
| Albany city..... | 4,606 | 1,145 | 1,297 | 1,288 | 4,532 | Chicago city—Continued. | | | | | |
| Americus city..... | 7,674 | 1,637 | 1,870 | 1,852 | 7,512 | Ward 16..... | 64,859 | 4,285 | 13,492 | 13,412 | 64,891 |
| Athens city..... | 10,245 | 2,020 | 2,275 | 2,243 | 9,849 | Ward 17..... | 20,713 | 1,871 | 4,545 | 4,401 | 19,847 |
| Atlanta city..... | | | | | | Ward 18..... | 20,503 | 2,095 | 3,830 | 3,432 | 15,003 |
| Ward 1..... | 15,596 | 3,254 | 4,077 | 4,013 | 14,923 | Ward 19..... | 46,929 | 4,312 | 9,981 | 9,807 | 45,444 |
| Ward 2..... | 14,628 | 2,630 | 3,026 | 2,982 | 14,020 | Ward 20..... | 29,577 | 3,190 | 6,600 | 6,514 | 28,415 |
| Ward 3..... | 12,943 | 2,308 | 2,864 | 2,842 | 12,426 | Ward 21..... | 34,105 | 3,813 | 7,823 | 7,709 | 32,434 |
| Ward 4..... | 17,072 | 3,019 | 3,942 | 3,903 | 16,687 | Ward 22..... | 32,767 | 3,462 | 7,619 | 7,526 | 31,972 |
| Ward 5..... | 12,415 | 2,465 | 3,018 | 2,958 | 11,666 | Ward 23..... | 33,424 | 2,707 | 7,364 | 7,224 | 31,731 |
| Ward 6..... | 14,784 | 2,410 | 3,119 | 2,972 | 12,725 | Ward 24..... | 35,850 | 3,069 | 6,063 | 5,421 | 26,128 |
| Ward 7..... | 2,464 | 469 | 517 | 515 | 2,458 | Ward 25..... | 54,588 | 7,508 | 12,649 | 12,589 | 54,184 |
| Augusta city..... | | | | | | Ward 26..... | 70,757 | 9,675 | 15,178 | 15,109 | 69,779 |
| Bainbridge town..... | 2,641 | 592 | 592 | 578 | 2,569 | Ward 27..... | 39,131 | 6,717 | 8,217 | 8,167 | 38,325 |
| Barnesville town..... | 3,036 | 559 | 627 | 621 | 2,998 | Ward 28..... | 31,013 | 4,889 | 6,703 | 6,664 | 30,782 |
| Brunswick city..... | 9,081 | 2,064 | 2,405 | 2,334 | 8,733 | Ward 29..... | 41,214 | 4,756 | 8,307 | 8,182 | 40,213 |
| Cartersville city..... | 3,135 | 629 | 646 | 639 | 3,074 | Ward 30..... | 106,124 | 13,631 | 22,650 | 22,473 | 104,991 |
| Cedartown town..... | | | | | | Ward 31..... | 56,576 | 9,080 | 12,255 | 12,169 | 55,676 |
| Columbus city..... | 17,614 | 3,499 | 4,010 | 3,970 | 17,230 | Ward 32..... | 69,202 | 8,158 | 15,028 | 14,791 | 64,504 |
| Cordele town..... | 3,478 | 732 | 836 | 825 | 3,396 | Ward 33..... | 51,892 | 6,223 | 10,158 | 9,956 | 50,115 |
| Cuthbert town..... | 2,641 | 571 | 629 | 627 | 2,614 | Ward 34..... | 91,145 | 12,067 | 19,784 | 19,528 | 87,601 |
| Dalton city..... | 4,315 | 854 | 924 | 922 | 4,294 | Ward 35..... | 11,795 | 2,163 | 2,576 | 2,562 | 11,712 |
| Dawson town..... | | | | | | Chicago Heights village..... | 5,100 | 895 | 936 | 897 | 4,627 |
| Dublin city..... | 2,926 | 633 | 646 | 638 | 2,868 | Clinton city..... | 4,452 | 934 | 1,033 | 1,014 | 4,278 |
| Elberton city..... | 3,884 | 718 | 732 | 722 | 3,701 | Coal City..... | 2,607 | 433 | 439 | 439 | 2,607 |
| Gainesville city..... | 4,382 | 916 | 1,022 | 1,003 | 4,267 | Collinsville city..... | 4,021 | 815 | 871 | 863 | 3,974 |
| Griffin city..... | 6,857 | 1,176 | 1,273 | 1,259 | 6,710 | Danville city..... | 16,354 | 3,490 | 3,901 | 3,831 | 15,663 |
| La Grange city..... | | | | | | Decatur city..... | 20,754 | 4,630 | 4,973 | 4,898 | 20,073 |
| Macon city..... | 23,272 | 4,648 | 5,927 | 5,812 | 21,920 | Dekalb city..... | 5,904 | 1,166 | 1,295 | 1,273 | 5,717 |
| Marietta city..... | 4,446 | 884 | 992 | 976 | 4,281 | Dixon city..... | 7,917 | 1,705 | 1,862 | 1,821 | 7,416 |
| Milledgeville city..... | 4,219 | 979 | 1,028 | 1,021 | 4,143 | Duquoin city..... | 4,353 | 989 | 1,001 | 990 | 4,253 |
| Newnan city..... | | | | | | East St. Louis city..... | 29,655 | 5,663 | 6,201 | 6,013 | 27,715 |
| Rome city..... | 7,291 | 1,440 | 1,657 | 1,629 | 7,050 | Edwardsville city..... | 4,157 | 903 | 935 | 922 | 3,893 |
| Savannah city..... | 54,244 | 10,209 | 13,248 | 12,814 | 51,110 | Effingham city..... | 3,774 | 841 | 852 | 838 | 3,630 |
| Summerville town (Richmond county)..... | 3,245 | 671 | 694 | 693 | 3,220 | Elgin city..... | 22,433 | 4,426 | 4,911 | 4,867 | 20,561 |
| Thomasville town..... | | | | | | Evanston city..... | 19,259 | 3,342 | 3,943 | 3,892 | 18,353 |
| Valdosta city..... | 5,613 | 1,157 | 1,212 | 1,184 | 5,117 | Freeport city..... | 13,253 | 2,917 | 3,068 | 3,021 | 12,657 |
| Washington village..... | 3,300 | 709 | 709 | 702 | 3,161 | Fulton city..... | 2,685 | 612 | 615 | 603 | 2,594 |
| Waycross town..... | 5,919 | 1,168 | 1,174 | 1,146 | 5,656 | Galena city..... | 5,005 | 1,209 | 1,244 | 1,231 | 4,898 |
| Hawaii: | | | | | | Galesburg city..... | 13,607 | 4,115 | 4,449 | 4,372 | 13,010 |
| Honolulu city..... | 39,306 | 6,966 | 8,161 | 7,161 | 31,885 | Galva town..... | 2,682 | 649 | 661 | 656 | 2,684 |
| Idaho: | | | | | | Geneseo city..... | 3,356 | 891 | 896 | 891 | 3,291 |
| Boise city..... | 5,957 | 1,296 | 1,414 | 1,330 | 5,278 | Granite city..... | 3,122 | 317 | 487 | 465 | 2,685 |
| Pocatello city..... | 4,046 | 877 | 926 | 892 | 3,683 | Greenville city..... | 2,504 | 546 | 595 | 589 | 2,439 |
| Illinois: | | | | | | Harlem village..... | 4,085 | 670 | 796 | 782 | 3,621 |
| Alton city..... | 14,210 | 2,756 | 3,002 | 2,938 | 13,573 | Harvard city..... | 2,602 | 597 | 612 | 601 | 2,469 |
| Anna city..... | 2,618 | 587 | 613 | 605 | 2,559 | Harvey city..... | 5,395 | 1,044 | 1,232 | 1,204 | 5,115 |
| Aurora city..... | 24,147 | 5,135 | 5,579 | 5,527 | 23,639 | Havana city..... | 3,268 | 731 | 791 | 780 | 3,186 |
| Batavia city..... | 3,871 | 832 | 915 | 906 | 3,780 | Highland Park city..... | 2,806 | 522 | 582 | 573 | 2,645 |
| Beardstown city..... | 4,827 | 1,082 | 1,149 | 1,137 | 4,706 | Hinsdale village..... | 2,578 | 485 | 533 | 533 | 2,509 |
| Belleville city..... | 17,484 | 3,277 | 3,694 | 3,661 | 16,989 | Hoopeston city..... | 3,223 | 867 | 894 | 881 | 3,689 |
| Belvidere city..... | 6,937 | 1,642 | 1,720 | 1,639 | 6,679 | Jacksonville city..... | 15,078 | 2,878 | 3,048 | 2,973 | 12,261 |
| Bloomington city..... | 23,286 | 5,041 | 5,396 | 5,297 | 22,349 | Jerseyville city..... | 3,517 | 819 | 826 | 820 | 3,476 |
| Blue Island village..... | 6,114 | 1,170 | 1,314 | 1,288 | 5,919 | Joliet city..... | 29,353 | 5,179 | 5,955 | 5,862 | 28,295 |
| Braidwood city..... | 3,279 | 651 | 657 | 655 | 3,267 | Kankakee city..... | 13,595 | 2,370 | 2,553 | 2,517 | 10,676 |
| Cairo city..... | 12,566 | 2,633 | 3,081 | 2,963 | 11,751 | Kewanee city..... | 3,382 | 1,623 | 1,733 | 1,756 | 3,118 |
| Canton city..... | 6,564 | 1,598 | 1,674 | 1,665 | 6,515 | Lagrange village..... | 3,969 | 801 | 889 | 884 | 3,926 |
| Carbondale city..... | 3,318 | 696 | 737 | 720 | 3,128 | Lasalle city..... | 10,446 | 1,897 | 2,009 | 1,983 | 10,079 |
| Carlinville city..... | 3,502 | 800 | 837 | 831 | 3,452 | Lewistown city..... | 6,009 | 609 | 628 | 620 | 2,433 |
| Carmi city..... | 2,939 | 698 | 719 | 704 | 2,842 | Lincoln city..... | 8,962 | 1,715 | 1,761 | 1,725 | 7,575 |
| Centralia city..... | 6,721 | 1,477 | 1,540 | 1,510 | 6,541 | Litchfield city..... | 5,918 | 1,430 | 1,462 | 1,447 | 5,814 |
| Champaign city..... | 9,098 | 1,996 | 2,152 | 2,087 | 8,666 | Lockport village..... | 2,659 | 584 | 629 | 625 | 2,633 |
| Charleston city..... | 5,488 | 1,270 | 1,324 | 1,312 | 5,401 | Macomb city..... | 5,375 | 1,287 | 1,351 | 1,342 | 5,289 |
| Chester city..... | 2,832 | 604 | 633 | 621 | 2,746 | Marion city..... | 2,510 | 519 | 580 | 575 | 2,478 |
| Chicago city..... | 1,698,575 | 193,395 | 359,960 | 354,086 | 1,621,495 | Marseilles city..... | 2,559 | 605 | 626 | 619 | 2,504 |
| Ward 1..... | 24,274 | 1,316 | 2,443 | 1,903 | 3,597 | Mattoon city..... | 9,622 | 2,105 | 2,234 | 2,210 | 9,417 |
| Ward 2..... | 28,547 | 2,931 | 5,814 | 5,270 | 22,063 | Maywood village..... | 4,532 | 869 | 967 | 960 | 4,487 |
| Ward 3..... | 32,989 | 3,933 | 7,383 | 7,115 | 30,373 | Melrose Park village..... | 2,592 | 446 | 552 | 545 | 2,556 |
| Ward 4..... | 37,029 | 4,330 | 8,106 | 7,919 | 34,930 | Mendota city..... | 3,736 | 912 | 935 | 925 | 3,673 |
| Ward 5..... | 43,315 | 4,402 | 9,934 | 9,832 | 42,739 | Metropolis city..... | 4,069 | 956 | 1,026 | 1,020 | 4,034 |
| Ward 6..... | 60,216 | 6,660 | 12,015 | 11,920 | 59,710 | Minonk city..... | 2,545 | 589 | 590 | 580 | 2,465 |
| Ward 7..... | 36,844 | 2,935 | 7,362 | 7,309 | 36,525 | Moline city..... | 17,243 | 3,119 | 3,724 | 3,663 | 16,643 |
| Ward 8..... | 38,742 | 2,329 | 8,044 | 7,996 | 38,455 | Monmouth city..... | 7,460 | 1,763 | 1,849 | 1,813 | 7,240 |
| Ward 9..... | 51,589 | 3,325 | 10,599 | 10,512 | 50,387 | Morris city..... | 4,273 | 939 | 1,021 | 1,013 | 4,136 |
| Ward 10..... | 91,097 | 9,385 | 18,559 | 18,463 | 89,091 | Mound City..... | 2,705 | 626 | 664 | 657 | 2,638 |
| Ward 11..... | 37,533 | 4,275 | 8,029 | 7,725 | 34,659 | Mt. Carmel city..... | 4,311 | 939 | 1,002 | 995 | 4,240 |
| Ward 12..... | 75,507 | 9,958 | 17,055 | 16,847 | 72,566 | Mt. Olive village..... | 2,935 | 540 | 594 | 593 | 2,931 |
| Ward 13..... | 47,327 | 6,495 | 10,854 | 10,757 | 46,763 | Mt. Vernon city..... | 5,216 | 1,159 | 1,202 | 1,174 | 5,009 |
| Ward 14..... | 71,528 | 7,293 | 15,930 | 15,872 | 70,839 | Murphysboro city..... | 6,463 | 1,339 | 1,424 | 1,392 | 6,184 |
| Ward 15..... | 79,944 | 9,451 | 17,011 | 16,960 | 79,646 | Naperville city..... | 2,629 | 616 | 632 | 623 | 2,567 |
| | | | | | | Normal town..... | 3,795 | 794 | 823 | 809 | 3,317 |
| | | | | | | Oleary city..... | 4,260 | 930 | 1,033 | 1,023 | 4,171 |
| | | | | | | Ottawa city..... | 10,588 | 2,392 | 2,392 | 2,387 | 10,311 |
| | | | | | | Pana city..... | 5,530 | 1,243 | 1,264 | 1,252 | 5,445 |
| | | | | | | Paris city..... | 6,105 | 1,445 | 1,527 | 1,512 | 5,963 |
| | | | | | | Paxton city..... | 3,026 | 676 | 693 | 688 | 2,962 |
| | | | | | | Peoria city..... | 8,420 | 1,828 | 1,941 | 1,927 | 8,242 |

DWELLINGS AND FAMILIES.

TABLE 104.—POPULATION, DWELLINGS, AND FAMILIES, FOR PLACES HAVING 2,500 INHABITANTS OR MORE: 1900—Continued.

| CITIES, TOWNS, VILLAGES, AND BOROUGHS. | Total population. | Total dwellings. | Total families. | PRIVATE FAMILIES. | | CITIES, TOWNS, VILLAGES, AND BOROUGHS. | Total population. | Total dwellings. | Total families. | PRIVATE FAMILIES. | |
|--|-------------------|------------------|-----------------|-------------------|-------------|--|-------------------|------------------|-----------------|-------------------|-------------|
| | | | | Number. | Population. | | | | | Number. | Population. |
| Illinois—Continued. | | | | | | Indiana—Continued. | | | | | |
| Peoria city..... | 56,100 | 10,893 | 11,969 | 11,662 | 51,962 | Indianapolis city..... | 169,164 | 36,160 | 39,710 | 38,978 | 161,220 |
| Ward 1..... | 7,987 | 1,581 | 1,701 | 1,671 | 7,625 | Ward 1..... | 14,842 | 3,369 | 3,504 | 3,438 | 14,748 |
| Ward 2..... | 5,479 | 1,002 | 1,164 | 1,123 | 4,722 | Ward 2..... | 13,689 | 3,010 | 3,213 | 3,204 | 13,888 |
| Ward 3..... | 5,680 | 898 | 1,156 | 1,020 | 3,870 | Ward 3..... | 15,479 | 3,463 | 3,677 | 3,642 | 15,008 |
| Ward 4..... | 7,193 | 1,333 | 1,537 | 1,513 | 6,833 | Ward 4..... | 11,611 | 2,696 | 2,820 | 2,802 | 11,372 |
| Ward 5..... | 8,166 | 1,743 | 1,836 | 1,822 | 7,945 | Ward 5..... | 14,213 | 3,155 | 3,304 | 3,284 | 14,064 |
| Ward 6..... | 9,666 | 1,922 | 2,029 | 2,016 | 9,484 | Ward 6..... | 11,816 | 2,111 | 2,358 | 2,346 | 9,696 |
| Ward 7..... | 11,989 | 2,404 | 2,546 | 2,497 | 11,483 | Ward 7..... | 10,769 | 1,879 | 2,014 | 2,459 | 9,241 |
| Peru city..... | 6,863 | 1,330 | 1,426 | 1,420 | 6,794 | Ward 8..... | 13,195 | 2,956 | 3,138 | 3,128 | 12,822 |
| Petersburg city..... | 2,807 | 658 | 685 | 680 | 2,761 | Ward 9..... | 11,847 | 2,606 | 2,701 | 2,689 | 11,418 |
| Pontiac city..... | 4,266 | 998 | 1,051 | 1,041 | 4,140 | Ward 10..... | 6,999 | 1,332 | 1,683 | 1,590 | 6,240 |
| Princeton city..... | 4,023 | 1,037 | 1,148 | 1,136 | 3,981 | Ward 11..... | 6,999 | 1,313 | 1,577 | 1,459 | 5,929 |
| Quincy city..... | 36,232 | 7,379 | 8,265 | 8,115 | 34,685 | Ward 12..... | 8,037 | 1,830 | 1,877 | 1,864 | 7,932 |
| Rockford city..... | 31,051 | 5,988 | 7,220 | 7,155 | 30,398 | Ward 13..... | 9,371 | 2,092 | 2,228 | 2,213 | 9,257 |
| Rock Island city..... | 19,493 | 3,920 | 4,271 | 4,192 | 18,639 | Ward 14..... | 9,341 | 2,007 | 2,070 | 2,067 | 9,253 |
| St. Charles city..... | 2,675 | 583 | 603 | 595 | 2,602 | Ward 15..... | 11,106 | 2,341 | 2,451 | 2,443 | 10,857 |
| Sandwich city..... | 2,520 | 643 | 677 | 671 | 2,469 | Jeffersonville city..... | 10,774 | 2,324 | 2,503 | 2,483 | 10,548 |
| Savanna city..... | 3,325 | 747 | 796 | 785 | 3,210 | Kendallville city..... | 8,354 | 1,830 | 1,978 | 1,964 | 8,289 |
| Shelbyville city..... | 3,546 | 863 | 893 | 884 | 3,461 | Kokomo city..... | 10,609 | 2,600 | 2,701 | 2,677 | 10,398 |
| Sparta city..... | 2,941 | 627 | 673 | 662 | 2,856 | Lafayette city..... | 18,116 | 4,146 | 4,350 | 4,284 | 17,444 |
| Springfield city..... | 34,159 | 7,026 | 7,597 | 7,440 | 32,504 | Laporte city..... | 7,113 | 1,744 | 1,801 | 1,769 | 6,858 |
| Spring Valley city..... | 6,214 | 1,108 | 1,178 | 1,148 | 6,055 | Lawrenceburg city..... | 4,326 | 1,002 | 1,085 | 1,023 | 4,218 |
| Staunton city..... | 2,541 | 538 | 556 | 541 | 2,463 | Lebanon city..... | 4,465 | 1,093 | 1,154 | 1,128 | 4,410 |
| Sterling city..... | 6,309 | 1,477 | 1,536 | 1,507 | 6,114 | Linton city..... | 3,071 | 595 | 620 | 616 | 3,019 |
| Streator city..... | 14,079 | 2,922 | 3,010 | 2,977 | 13,765 | Logansport city..... | 16,204 | 3,680 | 3,906 | 3,839 | 15,597 |
| Sycamore city..... | 3,653 | 865 | 891 | 873 | 3,419 | Madison city..... | 7,835 | 1,821 | 1,934 | 1,921 | 7,708 |
| Taylorville city..... | 4,248 | 995 | 1,016 | 1,000 | 4,120 | Marion city..... | 17,337 | 3,855 | 4,055 | 3,999 | 16,762 |
| Toluca city..... | 2,629 | 458 | 486 | 470 | 2,524 | Martinsville city..... | 4,038 | 917 | 933 | 924 | 3,999 |
| Tuscola city..... | 2,569 | 592 | 616 | 604 | 2,452 | Michigan City..... | 14,850 | 2,662 | 2,934 | 2,901 | 13,479 |
| Urbana city..... | 5,728 | 1,296 | 1,372 | 1,338 | 5,494 | Mishawaka city..... | 3,560 | 1,170 | 1,238 | 1,236 | 3,546 |
| Vandalia city..... | 2,665 | 561 | 647 | 636 | 2,592 | Montpelier city..... | 3,405 | 829 | 858 | 846 | 3,339 |
| Watseka city..... | 2,505 | 648 | 670 | 663 | 2,421 | Mt. Vernon city..... | 5,132 | 1,153 | 1,228 | 1,217 | 5,032 |
| Waukegan city..... | 9,426 | 1,863 | 2,088 | 2,059 | 9,146 | Muncie city..... | 20,942 | 4,647 | 4,971 | 4,867 | 20,194 |
| West Hammond village..... | 2,935 | 489 | 553 | 551 | 2,924 | New Albany city..... | 20,828 | 4,483 | 4,777 | 4,738 | 20,238 |
| Woodstock city..... | 2,502 | 593 | 614 | 603 | 2,372 | New Castle town..... | 3,406 | 880 | 933 | 919 | 3,301 |
| Indiana: | | | | | | Noblesville city..... | | | | | |
| Alexandria city..... | 7,221 | 1,358 | 1,524 | 1,486 | 6,981 | North Vernon city..... | 2,823 | 669 | 670 | 658 | 2,718 |
| Anderson city..... | 20,178 | 4,315 | 4,728 | 4,662 | 19,555 | Peru city..... | 3,463 | 1,891 | 2,003 | 1,973 | 3,217 |
| Attica city..... | 3,005 | 728 | 786 | 773 | 2,896 | Plymouth city..... | 3,656 | 891 | 901 | 892 | 3,601 |
| Auburn city..... | 3,396 | 835 | 853 | 840 | 3,297 | Portland city..... | 4,798 | 1,233 | 1,265 | 1,260 | 4,747 |
| Aurora city..... | 3,645 | 847 | 906 | 899 | 3,582 | Princeton city..... | 6,041 | 1,330 | 1,388 | 1,354 | 5,733 |
| Bedford city..... | 6,115 | 1,294 | 1,396 | 1,367 | 5,813 | Richmond city..... | 18,226 | 4,425 | 4,659 | 4,601 | 17,867 |
| Bloomington city..... | 6,460 | 1,473 | 1,593 | 1,578 | 6,357 | Rochester town..... | 3,421 | 906 | 913 | 913 | 3,381 |
| Bluffton city..... | 4,479 | 1,055 | 1,080 | 1,069 | 4,407 | Rockport town..... | 2,882 | 711 | 716 | 706 | 2,835 |
| Boonville town..... | 2,849 | 636 | 654 | 636 | 2,696 | Rushville city..... | 4,541 | 1,087 | 1,123 | 1,114 | 4,446 |
| Brazil city..... | 7,786 | 1,715 | 1,785 | 1,766 | 7,585 | Seymour city..... | 6,445 | 1,488 | 1,534 | 1,518 | 6,306 |
| Clinton city..... | 2,918 | 646 | 656 | 651 | 2,896 | Shelbyville city..... | 7,169 | 1,747 | 1,807 | 1,791 | 7,017 |
| Columbia City..... | 2,975 | 720 | 749 | 746 | 2,918 | South Bend city..... | 35,999 | 7,047 | 7,863 | 7,769 | 35,038 |
| Columbus city..... | 8,130 | 1,936 | 1,971 | 1,951 | 7,961 | Sullivan town..... | 3,118 | 732 | 803 | 791 | 3,002 |
| Connersville city..... | 6,836 | 1,597 | 1,624 | 1,598 | 6,584 | Tell City..... | 2,680 | 564 | 605 | 600 | 2,650 |
| Crawfordsville city..... | 6,649 | 1,672 | 1,758 | 1,739 | 6,535 | Terre Haute city..... | 36,673 | 7,876 | 8,594 | 8,454 | 35,220 |
| Decatur city..... | 4,142 | 953 | 987 | 971 | 4,056 | Tipton city..... | 3,764 | 875 | 930 | 914 | 3,642 |
| Dunkirk city..... | 3,187 | 690 | 703 | 699 | 3,138 | Union City..... | 2,716 | 699 | 705 | 702 | 2,670 |
| East Chicago city..... | 3,411 | 526 | 691 | 679 | 3,345 | Valparaiso city..... | 6,230 | 1,256 | 1,354 | 1,313 | 4,996 |
| Elkhart city..... | 15,184 | 3,621 | 3,798 | 3,754 | 14,829 | Vincennes city..... | 10,249 | 2,136 | 2,351 | 2,321 | 9,962 |
| Elwood city..... | 12,960 | 2,716 | 2,908 | 2,866 | 12,605 | Wabash city..... | 3,618 | 2,043 | 2,054 | 2,035 | 3,431 |
| Evansville city..... | 59,007 | 11,534 | 12,393 | 12,168 | 56,499 | Warsaw city..... | 3,987 | 1,050 | 1,119 | 1,110 | 3,595 |
| Ward 1..... | 8,784 | 1,796 | 1,847 | 1,833 | 8,691 | Washington city..... | 3,551 | 1,735 | 1,835 | 1,809 | 3,158 |
| Ward 2..... | 4,918 | 848 | 1,022 | 958 | 4,270 | Whiting town..... | 3,983 | 596 | 809 | 779 | 3,780 |
| Ward 3..... | 7,028 | 1,238 | 1,460 | 1,367 | 6,146 | Winchester city..... | 3,705 | 903 | 934 | 930 | 3,680 |
| Ward 4..... | 10,874 | 2,035 | 2,176 | 2,153 | 10,568 | Indian Territory: | | | | | |
| Ward 5..... | 9,422 | 1,906 | 2,007 | 1,995 | 9,229 | Ardmore town..... | 5,681 | 1,198 | 1,225 | 1,194 | 5,342 |
| Ward 6..... | 9,968 | 2,062 | 2,119 | 2,110 | 9,796 | Chickasha town..... | 3,209 | 715 | 736 | 696 | 3,023 |
| Ward 7..... | 8,013 | 1,649 | 1,762 | 1,762 | 7,799 | Coalgate town..... | 2,614 | 555 | 555 | 543 | 2,523 |
| Fairmount town..... | 3,205 | 679 | 727 | 716 | 3,091 | Durant town..... | 2,969 | 636 | 659 | 648 | 2,889 |
| Fort Wayne city..... | 45,115 | 9,545 | 10,093 | 9,958 | 43,826 | Muscogee town..... | 4,254 | 911 | 946 | 901 | 3,753 |
| Frankfort city..... | 7,100 | 1,751 | 1,834 | 1,802 | 6,836 | South McAlester town..... | 3,479 | 728 | 737 | 701 | 2,963 |
| Franklin city..... | 4,005 | 1,019 | 1,050 | 1,043 | 3,959 | Iowa: | | | | | |
| Garrett city..... | 3,910 | 806 | 883 | 858 | 3,705 | Albia city..... | 2,889 | 695 | 705 | 695 | 2,831 |
| Gas City..... | 3,622 | 694 | 732 | 715 | 3,419 | Algona city..... | 2,911 | 670 | 678 | 670 | 2,794 |
| Goshen city..... | 7,810 | 1,998 | 2,072 | 2,056 | 7,659 | Anamosa city..... | 2,891 | 551 | 563 | 551 | 2,293 |
| Greencastle city..... | 3,661 | 893 | 960 | 932 | 3,433 | Atlantic city..... | 3,046 | 1,104 | 1,119 | 1,100 | 4,782 |
| Greenfield city..... | 4,489 | 1,093 | 1,119 | 1,114 | 4,413 | Belle Plaine city..... | 3,283 | 764 | 767 | 761 | 3,190 |
| Greensburg city..... | 5,034 | 1,252 | 1,303 | 1,286 | 4,882 | Boone city..... | 8,880 | 1,947 | 2,044 | 2,019 | 8,660 |
| Hammond city..... | 12,376 | 2,312 | 2,542 | 2,492 | 11,893 | Burlington city..... | 28,201 | 5,072 | 5,264 | 5,205 | 22,608 |
| Hartford City..... | 5,912 | 1,399 | 1,448 | 1,425 | 5,722 | Carroll city..... | 2,882 | 629 | 635 | 622 | 2,766 |
| Huntingburg city..... | 2,527 | 523 | 555 | 550 | 2,503 | Cedar Falls city..... | 5,319 | 1,207 | 1,225 | 1,170 | 4,887 |
| Huntington city..... | 9,491 | 2,283 | 2,340 | 2,315 | 9,335 | Cedar Rapids city..... | 25,656 | 5,584 | 5,940 | 5,838 | 24,634 |
| | | | | | | Centerville city..... | 5,256 | 1,207 | 1,230 | 1,220 | 5,148 |
| | | | | | | Chariton city..... | 3,989 | 942 | 981 | 969 | 3,889 |
| | | | | | | Charles City..... | 4,227 | 996 | 1,056 | 1,041 | 4,111 |
| | | | | | | Cherokee city..... | 3,865 | 836 | 861 | 839 | 3,644 |

STATISTICS OF POPULATION.

TABLE 104.—POPULATION, DWELLINGS, AND FAMILIES, FOR PLACES HAVING 2,500 INHABITANTS OR MORE: 1900—Continued.

| CITIES, TOWNS, VILLAGES, AND BOROUGHES. | Total population. | Total dwellings. | Total families. | PRIVATE FAMILIES. | | CITIES, TOWNS, VILLAGES, AND BOROUGHES. | Total population. | Total dwellings. | Total families. | PRIVATE FAMILIES. | |
|---|-------------------|------------------|-----------------|-------------------|--------------|---|-------------------|------------------|-----------------|-------------------|--------------|
| | | | | Num-ber. | Popula-tion. | | | | | Num-ber. | Popula-tion. |
| Iowa—Continued. | | | | | | Kansas—Continued. | | | | | |
| Clarinda city..... | 3,276 | 828 | 824 | 819 | 3,252 | Horton city..... | 3,398 | 804 | 821 | 814 | 3,327 |
| Clinton city..... | 22,698 | 5,027 | 5,152 | 5,096 | 21,700 | Hutchinson city..... | 9,379 | 1,992 | 2,106 | 2,070 | 8,890 |
| Council Bluffs city..... | 25,802 | 5,248 | 5,446 | 5,328 | 23,830 | Independence city..... | 4,851 | 1,033 | 1,049 | 1,040 | 4,709 |
| Cresco city..... | 2,806 | 661 | 675 | 661 | 2,672 | Iola city..... | 5,791 | 1,243 | 1,300 | 1,272 | 5,550 |
| Creston city..... | 7,752 | 1,729 | 1,751 | 1,721 | 7,451 | Junction city..... | 4,695 | 1,046 | 1,082 | 1,051 | 4,486 |
| Davenport city..... | 35,254 | 7,049 | 8,011 | 7,837 | 32,502 | Kansas City..... | 51,418 | 10,454 | 11,802 | 11,660 | 50,047 |
| Decorah city..... | 3,246 | 769 | 805 | 790 | 3,107 | Ward 1..... | 5,606 | 1,008 | 1,218 | 1,181 | 5,268 |
| Denison city..... | 2,771 | 608 | 612 | 596 | 2,632 | Ward 2..... | 8,713 | 1,806 | 2,136 | 2,110 | 8,527 |
| Des Moines city..... | 62,139 | 12,708 | 14,119 | 13,912 | 59,677 | Ward 3..... | 9,839 | 2,110 | 2,328 | 2,321 | 9,767 |
| Ward 1..... | 9,407 | 1,948 | 2,024 | 2,004 | 9,176 | Ward 4..... | 6,553 | 1,848 | 1,548 | 1,545 | 6,499 |
| Ward 2..... | 8,538 | 1,780 | 2,053 | 2,029 | 8,347 | Ward 5..... | 8,923 | 1,787 | 1,963 | 1,955 | 8,679 |
| Ward 3..... | 11,109 | 2,254 | 2,677 | 2,630 | 10,586 | Ward 6..... | 11,784 | 2,395 | 2,609 | 2,548 | 11,307 |
| Ward 4..... | 9,344 | 1,804 | 1,949 | 1,872 | 8,262 | Lawrence city..... | 10,862 | 2,519 | 2,685 | 2,666 | 10,714 |
| Ward 5..... | 8,325 | 1,632 | 1,947 | 1,913 | 7,939 | Leavenworth city..... | 20,735 | 4,650 | 4,908 | 4,832 | 19,980 |
| Ward 6..... | 10,757 | 2,295 | 2,462 | 2,459 | 10,720 | McPherson city..... | 2,996 | 733 | 747 | 732 | 2,892 |
| Ward 7..... | 4,659 | 995 | 1,007 | 1,005 | 4,647 | Manhattan city..... | 3,438 | 770 | 806 | 783 | 3,260 |
| Dubuque city..... | 36,297 | 6,655 | 7,476 | 7,356 | 33,084 | Newton city..... | 6,208 | 1,419 | 1,464 | 1,452 | 6,067 |
| Eagle Grove city..... | 3,557 | 777 | 793 | 775 | 3,399 | Olathe city..... | 3,451 | 819 | 828 | 818 | 3,109 |
| Estherville city..... | 3,237 | 613 | 669 | 652 | 2,982 | Osage city..... | 2,792 | 692 | 710 | 706 | 2,778 |
| Fairfield city..... | 4,689 | 1,081 | 1,107 | 1,090 | 4,514 | Osawatimie city..... | 4,191 | 699 | 726 | 708 | 2,985 |
| Fort Dodge city..... | 12,162 | 2,237 | 2,386 | 2,341 | 11,433 | Ottawa city..... | 6,934 | 1,685 | 1,720 | 1,707 | 6,817 |
| Fort Madison city..... | 9,278 | 2,035 | 2,093 | 2,063 | 8,566 | Paola city..... | 3,144 | 762 | 789 | 778 | 3,050 |
| Glenwood city..... | 3,040 | 503 | 529 | 523 | 2,053 | Parsons city..... | 7,682 | 1,802 | 1,857 | 1,834 | 7,482 |
| Grinnell city..... | 3,860 | 922 | 971 | 961 | 3,736 | Pittsburg city..... | 10,112 | 2,110 | 2,233 | 2,212 | 9,825 |
| Hampton city..... | 2,727 | 566 | 566 | 557 | 2,541 | Rosedale city..... | 3,270 | 712 | 753 | 750 | 3,235 |
| Independence city..... | 3,656 | 915 | 944 | 933 | 3,550 | Salina city..... | 6,074 | 1,335 | 1,369 | 1,333 | 5,758 |
| Indianola city..... | 3,261 | 792 | 810 | 809 | 3,245 | Topeka city..... | 38,608 | 7,758 | 8,263 | 8,176 | 32,665 |
| Iowa City..... | 7,987 | 1,851 | 1,981 | 1,930 | 7,598 | Weir city..... | 2,977 | 683 | 684 | 665 | 2,833 |
| Iowa Falls city..... | 2,840 | 665 | 697 | 690 | 2,778 | Wellington city..... | 4,245 | 1,058 | 1,082 | 1,056 | 4,063 |
| Jefferson city..... | 2,601 | 606 | 623 | 625 | 2,577 | Wichita city..... | 24,671 | 5,257 | 5,724 | 5,604 | 23,276 |
| Keokuk city..... | 14,641 | 3,396 | 3,511 | 3,466 | 14,264 | Winfield city..... | 5,554 | 1,265 | 1,347 | 1,319 | 5,329 |
| Knoxville city..... | 3,131 | 780 | 800 | 794 | 3,077 | Kentucky: | | | | | |
| Lake City..... | 2,703 | 720 | 740 | 723 | 2,640 | Ashland city..... | 6,800 | 1,339 | 1,417 | 1,390 | 6,542 |
| Le Mars city..... | 4,146 | 909 | 910 | 897 | 4,022 | Bellevue city..... | 6,332 | 1,233 | 1,332 | 1,330 | 6,310 |
| Manchester city..... | 2,887 | 712 | 768 | 759 | 2,817 | Bowling Green city..... | 8,226 | 1,646 | 1,831 | 1,789 | 7,832 |
| Maquoketa city..... | 3,777 | 958 | 1,003 | 987 | 3,661 | Catlettsburg city..... | 3,081 | 702 | 734 | 720 | 2,995 |
| Marion city..... | 4,102 | 979 | 1,046 | 1,022 | 3,905 | Covington city..... | 42,938 | 7,235 | 9,443 | 9,364 | 41,919 |
| Marshalltown city..... | 11,544 | 2,658 | 2,738 | 2,752 | 11,192 | Cynthiana city..... | 3,257 | 728 | 781 | 763 | 3,122 |
| Mason City..... | 6,746 | 1,409 | 1,498 | 1,469 | 6,329 | Danville city..... | 4,285 | 781 | 955 | 933 | 3,750 |
| Missouri Valley city..... | 4,010 | 903 | 915 | 900 | 3,925 | Dayton city..... | 6,104 | 1,233 | 1,371 | 1,364 | 6,039 |
| Mt. Pleasant city..... | 4,109 | 1,025 | 1,066 | 1,053 | 4,008 | Earlington city..... | 3,012 | 588 | 641 | 632 | 2,944 |
| Muscataine city..... | 14,073 | 3,054 | 3,321 | 3,296 | 13,835 | Frankfort city..... | 9,487 | 1,514 | 1,810 | 1,775 | 7,697 |
| Newton city..... | 3,682 | 933 | 951 | 947 | 3,619 | Fulton town..... | 2,860 | 677 | 709 | 699 | 2,572 |
| Oelwein city..... | 5,142 | 906 | 984 | 926 | 3,991 | Georgetown town..... | 3,823 | 757 | 872 | 861 | 3,591 |
| Osage city..... | 2,734 | 659 | 677 | 670 | 2,695 | Harrodsburg city..... | 2,876 | 733 | 788 | 730 | 2,854 |
| Osceola city..... | 2,505 | 628 | 656 | 651 | 2,451 | Henderson city..... | 10,272 | 2,160 | 2,360 | 2,327 | 9,989 |
| Oskaloosa city..... | 9,212 | 2,072 | 2,205 | 2,177 | 8,972 | Hopkinsville city..... | 7,280 | 1,505 | 1,617 | 1,598 | 7,049 |
| Ottumwa city..... | 18,197 | 3,944 | 4,161 | 4,092 | 17,725 | Lebanon city..... | 3,043 | 635 | 668 | 655 | 2,959 |
| Pella city..... | 2,623 | 588 | 645 | 640 | 2,586 | Lexington city..... | 25,369 | 5,450 | 6,053 | 5,990 | 24,528 |
| Perry city..... | 3,986 | 920 | 942 | 930 | 3,896 | Louisville city..... | 204,731 | 34,655 | 44,912 | 44,098 | 195,097 |
| Red Oak city..... | 4,355 | 1,038 | 1,061 | 1,052 | 4,289 | Ward 1..... | 17,640 | 3,197 | 3,648 | 3,629 | 17,078 |
| Shenandoah city..... | 3,573 | 846 | 894 | 877 | 3,420 | Ward 2..... | 16,155 | 2,750 | 3,436 | 3,426 | 16,011 |
| Sioux City..... | 33,111 | 6,415 | 7,130 | 6,979 | 31,032 | Ward 3..... | 20,105 | 3,360 | 4,531 | 4,514 | 20,011 |
| Spencer city..... | 3,095 | 690 | 712 | 696 | 2,941 | Ward 4..... | 12,308 | 1,986 | 2,924 | 2,899 | 12,124 |
| Tama city..... | 2,649 | 606 | 632 | 621 | 2,550 | Ward 5..... | 15,791 | 2,367 | 3,547 | 3,410 | 14,401 |
| Tipton city..... | 2,513 | 590 | 599 | 590 | 2,415 | Ward 6..... | 11,160 | 1,521 | 2,123 | 2,008 | 9,163 |
| Vinton city..... | 3,499 | 840 | 889 | 875 | 3,223 | Ward 7..... | 11,675 | 1,731 | 2,498 | 2,416 | 10,418 |
| Washington city..... | 4,255 | 1,033 | 1,108 | 1,095 | 4,153 | Ward 8..... | 10,510 | 1,564 | 2,385 | 2,280 | 9,372 |
| Waterloo city..... | 12,580 | 2,775 | 3,054 | 3,017 | 12,162 | Ward 9..... | 11,125 | 1,629 | 2,766 | 2,597 | 9,703 |
| Waverly city..... | 3,177 | 761 | 792 | 774 | 3,033 | Ward 10..... | 15,128 | 2,507 | 3,461 | 3,375 | 14,359 |
| Webster city..... | 4,613 | 1,087 | 1,111 | 1,096 | 4,459 | Ward 11..... | 30,505 | 5,666 | 6,689 | 6,656 | 30,160 |
| What Cheer city..... | 2,746 | 622 | 639 | 632 | 2,706 | Ward 12..... | 32,629 | 6,377 | 6,904 | 6,888 | 32,237 |
| Winterset city..... | 3,039 | 734 | 762 | 756 | 2,971 | Ludlow town..... | 3,334 | 655 | 740 | 732 | 3,285 |
| Kansas: | | | | | | Madisonville city..... | 3,623 | 814 | 835 | 825 | 3,554 |
| Abilene city..... | 3,507 | 838 | 876 | 871 | 3,474 | Mayfield city..... | 4,081 | 774 | 886 | 817 | 3,819 |
| Argentine city..... | 5,878 | 1,274 | 1,357 | 1,337 | 5,691 | Maysville city..... | 6,423 | 1,442 | 1,555 | 1,532 | 6,256 |
| Arkansas City..... | 6,140 | 1,436 | 1,501 | 1,479 | 5,972 | Middlesboro town..... | 4,162 | 759 | 892 | 879 | 4,001 |
| Atchison city..... | 15,722 | 3,411 | 3,500 | 3,445 | 15,169 | Mt. Sterling city..... | 3,561 | 777 | 856 | 840 | 3,435 |
| Chanute city..... | 4,208 | 1,022 | 1,041 | 1,034 | 4,138 | Newport city..... | 23,301 | 4,913 | 6,234 | 6,234 | 28,043 |
| Cherryvale city..... | 3,472 | 749 | 796 | 785 | 3,354 | Owensboro city..... | 13,189 | 2,672 | 2,890 | 2,827 | 12,666 |
| Clay Center city..... | 3,069 | 712 | 744 | 734 | 2,994 | Paducah city..... | 19,446 | 4,117 | 4,377 | 4,260 | 18,435 |
| Coffeyville city..... | 4,953 | 1,081 | 1,105 | 1,072 | 4,705 | Paris city..... | 4,603 | 1,079 | 1,161 | 1,143 | 4,434 |
| Concordia city..... | 3,401 | 772 | 804 | 786 | 3,166 | Princeton town..... | 2,556 | 561 | 572 | 564 | 2,489 |
| Eldorado city..... | 3,466 | 821 | 849 | 841 | 3,410 | Richmond city..... | 4,653 | 992 | 1,045 | 1,026 | 4,451 |
| Emporia city..... | 8,223 | 1,875 | 1,933 | 1,892 | 7,924 | Russellville city..... | 2,591 | 535 | 573 | 562 | 2,418 |
| Fort Scott city..... | 10,322 | 2,452 | 2,544 | 2,521 | 10,034 | Shelbyville city..... | 3,016 | 643 | 713 | 703 | 2,878 |
| Galena city..... | 10,155 | 2,236 | 2,363 | 2,259 | 9,413 | Somerset city..... | 3,334 | 681 | 736 | 722 | 3,193 |
| Hawatha city..... | 2,829 | 686 | 729 | 720 | 2,751 | Winchester city..... | 5,964 | 1,309 | 1,415 | 1,385 | 5,713 |
| Holton city..... | 3,082 | 726 | 751 | 743 | 2,973 | | | | | | |

STATISTICS OF POPULATION.

TABLE 104.—POPULATION, DWELLINGS, AND FAMILIES, FOR PLACES HAVING 2,500 INHABITANTS OR MORE: 1900—Continued.

| CITIES, TOWNS, VILLAGES, AND BOROUGHES. | Total popula- tion. | Total dwell- ings. | Total fami- lies. | PRIVATE FAMI- LIES. | | CITIES, TOWNS, VILLAGES, AND BOROUGHES. | Total popula- tion. | Total dwell- ings. | Total fami- lies. | PRIVATE FAMI- LIES. | |
|--|---------------------------|--------------------------|-------------------------|------------------------|------------------|--|---------------------------|--------------------------|-------------------------|------------------------|------------------|
| | | | | Num- ber. | Popula- tion. | | | | | Num- ber. | Popula- tion. |
| Massachusetts—Continued. | | | | | | Massachusetts—Continued. | | | | | |
| Boston city—Continued. | | | | | | Lowell city—Continued. | | | | | |
| Ward 16..... | 20,017 | 2,522 | 4,528 | 4,510 | 19,846 | Ward 5..... | 8,973 | 1,118 | 1,786 | 1,735 | 8,398 |
| Ward 17..... | 25,088 | 2,898 | 5,520 | 5,478 | 24,568 | Ward 6..... | 10,706 | 1,839 | 2,839 | 2,838 | 10,676 |
| Ward 18..... | 22,401 | 2,388 | 5,059 | 4,985 | 21,263 | Ward 7..... | 18,490 | 1,987 | 3,213 | 3,165 | 17,221 |
| Ward 19..... | 27,178 | 2,768 | 5,760 | 5,784 | 26,398 | Ward 8..... | 9,655 | 2,098 | 2,288 | 2,277 | 9,595 |
| Ward 20..... | 32,556 | 5,085 | 7,263 | 7,229 | 32,061 | Ward 9..... | 8,709 | 1,694 | 1,895 | 1,838 | 8,510 |
| Ward 21..... | 28,868 | 3,546 | 5,568 | 5,511 | 23,246 | Ludlow town..... | 3,536 | 500 | 563 | 530 | 2,913 |
| Ward 22..... | 25,610 | 3,393 | 5,627 | 5,568 | 24,790 | Lynn city..... | 68,513 | 11,072 | 15,649 | 15,399 | 65,175 |
| Ward 23..... | 23,637 | 3,825 | 4,962 | 4,936 | 22,416 | Ward 1..... | 1,823 | 397 | 447 | 445 | 1,824 |
| Ward 24..... | 27,126 | 4,689 | 5,956 | 5,926 | 26,812 | Ward 2..... | 4,310 | 926 | 1,064 | 1,060 | 4,233 |
| Ward 25..... | 19,279 | 3,199 | 4,083 | 4,029 | 18,722 | Ward 3..... | 15,343 | 2,782 | 3,838 | 3,824 | 15,272 |
| Braintree town..... | 5,981 | 1,308 | 1,440 | 1,432 | 5,867 | Ward 4..... | 12,808 | 1,746 | 2,706 | 2,587 | 11,003 |
| Bridgewater town..... | 5,806 | 915 | 1,026 | 1,016 | 4,110 | Ward 5..... | 13,879 | 2,061 | 3,123 | 3,057 | 12,993 |
| Brockton city..... | 40,063 | 6,659 | 9,421 | 9,327 | 39,010 | Ward 6..... | 17,219 | 2,576 | 3,761 | 3,721 | 16,803 |
| Brookfield town..... | 3,062 | 591 | 732 | 718 | 2,934 | Ward 7..... | 3,126 | 684 | 710 | 705 | 2,997 |
| Brookline town..... | 19,935 | 2,794 | 3,962 | 3,910 | 19,313 | Malden city..... | 33,664 | 6,820 | 7,593 | 7,538 | 33,096 |
| Cambridge city..... | 91,886 | 13,414 | 19,434 | 19,163 | 88,047 | Manchester town..... | 2,522 | 483 | 578 | 567 | 2,429 |
| Ward 1..... | 17,088 | 2,754 | 3,293 | 3,194 | 15,150 | Mansfield town..... | 4,006 | 934 | 1,058 | 1,048 | 3,935 |
| Ward 2..... | 26,728 | 3,446 | 5,808 | 5,763 | 26,340 | Marblehead town..... | 7,582 | 1,565 | 1,991 | 1,977 | 7,452 |
| Ward 3..... | 13,551 | 1,710 | 2,703 | 2,666 | 12,918 | Marlboro city..... | 13,609 | 2,376 | 2,929 | 2,949 | 13,164 |
| Ward 4..... | 21,079 | 3,169 | 4,746 | 4,676 | 20,506 | Maynard town..... | 3,142 | 648 | 713 | 706 | 3,092 |
| Ward 5..... | 13,440 | 2,395 | 2,884 | 2,864 | 13,133 | Medfield town..... | 2,926 | 370 | 419 | 414 | 1,544 |
| Canton town..... | 4,584 | 938 | 972 | 964 | 4,517 | Medford city..... | 18,244 | 3,633 | 4,079 | 4,047 | 17,810 |
| Chelmsford town..... | 3,984 | 807 | 896 | 890 | 3,830 | Medway town..... | 2,761 | 693 | 717 | 711 | 2,708 |
| Chelsea city..... | 34,072 | 5,170 | 7,558 | 7,479 | 33,041 | Melrose city..... | 12,962 | 2,828 | 3,022 | 3,004 | 12,829 |
| Chicopee city..... | 19,167 | 2,752 | 3,496 | 3,364 | 17,038 | Methuen town..... | 7,512 | 1,512 | 1,722 | 1,711 | 7,406 |
| Clinton town..... | 13,667 | 1,889 | 2,662 | 2,633 | 13,022 | Middleboro town..... | 6,835 | 1,468 | 1,737 | 1,721 | 6,742 |
| Cohasset town..... | 2,759 | 559 | 618 | 602 | 2,649 | Milford town..... | 11,376 | 1,926 | 2,509 | 2,455 | 10,694 |
| Concord town..... | 5,652 | 927 | 990 | 974 | 4,662 | Millbury town..... | 4,400 | 789 | 936 | 939 | 4,405 |
| Dalton town..... | 3,014 | 658 | 683 | 684 | 2,978 | Milton town..... | 6,573 | 1,205 | 1,323 | 1,319 | 6,399 |
| Danvers town..... | 3,542 | 1,433 | 1,739 | 1,731 | 7,294 | Monson town..... | 3,402 | 788 | 834 | 827 | 3,311 |
| Dartmouth town..... | 3,669 | 849 | 942 | 940 | 3,642 | Montague town..... | 6,150 | 1,003 | 1,347 | 1,330 | 6,002 |
| Dedham town..... | 7,457 | 1,493 | 1,630 | 1,610 | 7,173 | Nantucket town..... | 3,006 | 865 | 941 | 932 | 2,924 |
| Dracut town..... | 3,253 | 625 | 654 | 643 | 3,124 | Natick town..... | 9,488 | 1,911 | 2,227 | 2,203 | 9,250 |
| Dudley town..... | 3,553 | 517 | 691 | 687 | 3,526 | Needham town..... | 4,016 | 851 | 903 | 891 | 3,879 |
| East Bridgewater town..... | 3,023 | 678 | 757 | 751 | 2,942 | New Bedford city..... | 62,442 | 8,744 | 13,924 | 13,786 | 60,794 |
| Easthampton town..... | 5,603 | 1,084 | 1,188 | 1,183 | 5,460 | Ward 1..... | 16,765 | 1,670 | 3,236 | 3,219 | 16,626 |
| Easton town..... | 4,837 | 1,069 | 1,096 | 1,091 | 4,814 | Ward 2..... | 8,285 | 1,867 | 1,984 | 1,978 | 8,216 |
| Everett city..... | 24,836 | 4,508 | 5,588 | 5,557 | 24,131 | Ward 3..... | 5,826 | 1,121 | 1,595 | 1,584 | 5,591 |
| Fairhaven town..... | 3,567 | 867 | 955 | 948 | 3,538 | Ward 4..... | 6,632 | 1,292 | 1,728 | 1,677 | 5,998 |
| Fall River city..... | 104,863 | 9,509 | 21,027 | 20,874 | 102,522 | Ward 5..... | 9,139 | 1,484 | 2,156 | 2,126 | 8,854 |
| Ward 1..... | 16,175 | 1,596 | 3,360 | 3,350 | 16,074 | Ward 6..... | 15,795 | 1,810 | 3,225 | 3,204 | 15,509 |
| Ward 2..... | 10,154 | 995 | 2,006 | 1,999 | 10,102 | Newburyport city..... | 14,478 | 3,091 | 3,420 | 3,386 | 14,055 |
| Ward 3..... | 13,446 | 941 | 2,565 | 2,542 | 13,236 | Newton city..... | 33,587 | 6,243 | 6,848 | 6,766 | 32,245 |
| Ward 4..... | 11,422 | 1,007 | 2,492 | 2,483 | 11,347 | North Adams city..... | 24,200 | 3,779 | 4,899 | 4,845 | 23,509 |
| Ward 5..... | 10,718 | 821 | 2,156 | 2,141 | 10,635 | Northampton town..... | 18,643 | 3,188 | 3,580 | 3,521 | 16,325 |
| Ward 6..... | 16,059 | 1,215 | 2,899 | 2,886 | 15,492 | North Andover town..... | 4,243 | 866 | 920 | 915 | 4,195 |
| Ward 7..... | 6,212 | 762 | 1,329 | 1,271 | 5,540 | North Attleboro town..... | 7,253 | 1,884 | 1,652 | 1,638 | 7,153 |
| Ward 8..... | 8,115 | 1,012 | 1,757 | 1,746 | 7,753 | Northbridge town..... | 7,036 | 1,208 | 1,308 | 1,290 | 6,714 |
| Ward 9..... | 12,562 | 1,160 | 2,463 | 2,456 | 12,343 | North Brookfield town..... | 4,587 | 722 | 1,054 | 1,046 | 4,525 |
| Falmouth town..... | 3,500 | 813 | 833 | 809 | 3,297 | Norwood town..... | 6,430 | 1,071 | 1,155 | 1,152 | 6,434 |
| Fitchburg city..... | 31,531 | 4,658 | 6,660 | 6,548 | 30,446 | Orange town..... | 5,520 | 1,173 | 1,443 | 1,432 | 5,415 |
| Foxboro town..... | 3,266 | 816 | 860 | 849 | 3,025 | Oxford town..... | 2,677 | 613 | 659 | 652 | 2,616 |
| Framingham town..... | 11,302 | 2,208 | 2,490 | 2,451 | 10,822 | Falmer town..... | 7,801 | 1,352 | 1,433 | 1,421 | 6,684 |
| Franklin town..... | 5,017 | 1,038 | 1,154 | 1,128 | 4,724 | Feabody town..... | 11,523 | 2,100 | 2,634 | 2,617 | 11,384 |
| Gardner town..... | 10,813 | 1,700 | 2,406 | 2,379 | 10,569 | Pepperell town..... | 3,701 | 763 | 862 | 848 | 3,592 |
| Gloucester city..... | 26,121 | 4,182 | 5,597 | 5,511 | 24,635 | Pittsfield city..... | 21,766 | 4,175 | 4,661 | 4,603 | 20,973 |
| Grafton town..... | 4,869 | 955 | 1,066 | 1,056 | 4,776 | Plymouth town..... | 9,592 | 2,001 | 2,307 | 2,274 | 9,305 |
| Great Barrington town..... | 5,854 | 1,174 | 1,327 | 1,304 | 5,615 | Provincetown town..... | 4,247 | 1,000 | 1,133 | 1,120 | 4,178 |
| Greenfield town..... | 7,927 | 1,568 | 1,844 | 1,810 | 7,516 | Quincy city..... | 23,899 | 4,510 | 5,100 | 5,052 | 23,417 |
| Hardwick town..... | 3,203 | 552 | 615 | 603 | 3,041 | Randolph town..... | 3,993 | 880 | 966 | 956 | 3,909 |
| Haverhill city..... | 37,175 | 6,440 | 8,844 | 8,742 | 36,215 | Reading town..... | 4,969 | 1,163 | 1,241 | 1,236 | 4,920 |
| Hingham town..... | 5,059 | 1,133 | 1,221 | 1,207 | 4,923 | Revere town..... | 10,395 | 2,070 | 2,280 | 2,261 | 10,275 |
| Holliston town..... | 2,598 | 578 | 649 | 645 | 2,564 | Rockland town..... | 5,327 | 1,182 | 1,282 | 1,278 | 5,278 |
| Holyoke city..... | 45,712 | 4,211 | 8,936 | 8,844 | 44,265 | Rockport town..... | 4,592 | 906 | 1,136 | 1,122 | 4,488 |
| Hopkinton town..... | 2,623 | 655 | 680 | 672 | 2,579 | Salem city..... | 35,956 | 5,292 | 7,973 | 7,899 | 34,510 |
| Hudson town..... | 5,454 | 1,055 | 1,273 | 1,247 | 5,221 | Saugus town..... | 5,084 | 1,150 | 1,189 | 1,183 | 5,051 |
| Hyde Park town..... | 13,244 | 2,390 | 2,845 | 2,798 | 12,805 | Somerville city..... | 61,643 | 10,762 | 14,315 | 14,195 | 60,497 |
| Ipswich town..... | 4,658 | 956 | 1,093 | 1,072 | 4,427 | Ward 1..... | 10,047 | 1,832 | 2,373 | 2,348 | 9,866 |
| Lawrence city..... | 62,559 | 8,113 | 12,807 | 12,563 | 58,409 | Ward 2..... | 12,066 | 1,719 | 2,577 | 2,560 | 11,922 |
| Ward 1..... | 9,804 | 1,352 | 2,112 | 2,093 | 9,309 | Ward 3..... | 7,088 | 1,204 | 1,686 | 1,664 | 6,846 |
| Ward 2..... | 8,537 | 1,051 | 1,664 | 1,604 | 7,479 | Ward 4..... | 6,818 | 1,266 | 1,702 | 1,685 | 6,725 |
| Ward 3..... | 10,159 | 1,125 | 1,973 | 1,915 | 9,136 | Ward 5..... | 9,022 | 1,620 | 2,078 | 2,068 | 8,964 |
| Ward 4..... | 11,722 | 1,245 | 2,266 | 2,195 | 10,536 | Ward 6..... | 8,934 | 1,648 | 2,077 | 2,073 | 8,622 |
| Ward 5..... | 11,821 | 1,680 | 2,574 | 2,559 | 11,606 | Ward 7..... | 7,668 | 1,473 | 1,822 | 1,807 | 7,552 |
| Ward 6..... | 10,516 | 1,660 | 2,218 | 2,197 | 10,343 | Southbridge town..... | 10,025 | 1,410 | 2,083 | 2,019 | 9,816 |
| Lee town..... | 3,596 | 803 | 871 | 859 | 3,537 | South Hadley town..... | 4,326 | 807 | 865 | 860 | 3,952 |
| Leicester town..... | 3,416 | 687 | 751 | 742 | 3,273 | Spencer town..... | 7,627 | 1,246 | 1,683 | 1,668 | 7,460 |
| Lenox town..... | 2,942 | 551 | 594 | 580 | 2,815 | Springfield city..... | 62,059 | 10,165 | 14,057 | 13,868 | 59,233 |
| Leominster town..... | 12,392 | 2,210 | 2,976 | 2,924 | 12,068 | Ward 1..... | 10,143 | 1,547 | 2,239 | 2,209 | 9,801 |
| Lexington town..... | 3,831 | 791 | 880 | 812 | 3,663 | Ward 2..... | 8,739 | 1,056 | 1,865 | 1,842 | 8,373 |
| Lowell city..... | 94,969 | 13,671 | 19,279 | 18,763 | 87,419 | Ward 3..... | 5,379 | 716 | 1,235 | 1,154 | 4,526 |
| Ward 1..... | 8,248 | 1,077 | 1,575 | 1,446 | 5,872 | Ward 4..... | 6,813 | 1,187 | 1,640 | 1,625 | 6,681 |
| Ward 2..... | 10,821 | 1,107 | 1,917 | 1,715 | 8,498 | | | | | | |
| Ward 3..... | 10,052 | 1,594 | 2,328 | 2,293 | 9,699 | | | | | | |
| Ward 4..... | 9,315 | 1,267 | 1,938 | 1,916 | 8,950 | | | | | | |

TABLE 104.—POPULATION, DWELLINGS, AND FAMILIES, FOR PLACES HAVING 2,500 INHABITANTS OR MORE: 1900—Continued.

| CITIES, TOWNS, VILLAGES, AND BOROUGHES. | Total population. | Total dwellings. | Total families. | PRIVATE FAMILIES. | | CITIES, TOWNS, VILLAGES, AND BOROUGHES. | Total population. | Total dwellings. | Total families. | PRIVATE FAMILIES. | |
|---|-------------------|------------------|-----------------|-------------------|-------------|---|-------------------|------------------|-----------------|-------------------|-------------|
| | | | | Number. | Population. | | | | | Number. | Population. |
| Minnesota—Continued. | | | | | | Missouri: | | | | | |
| Duluth city—Continued. | | | | | | Aurora city | 6,191 | 1,244 | 1,317 | 1,292 | 5,998 |
| Ward 5 | 8,144 | 985 | 1,220 | 1,067 | 5,847 | Boonville city | 4,377 | 869 | 948 | 925 | 3,857 |
| Ward 6 | 6,533 | 951 | 1,309 | 1,253 | 5,960 | Brookfield city | 5,484 | 1,263 | 1,312 | 1,299 | 5,366 |
| Ward 7 | 8,794 | 1,371 | 1,643 | 1,599 | 8,064 | Butler city | 3,158 | 773 | 795 | 784 | 3,103 |
| Ward 8 | 6,632 | 1,218 | 1,339 | 1,323 | 6,464 | Cameron city | 2,979 | 726 | 740 | 734 | 2,931 |
| Ely city | 3,717 | 569 | 629 | 602 | 3,440 | Cape Girardeau city | 4,815 | 997 | 1,065 | 1,048 | 4,617 |
| Eveleth village | 2,752 | 378 | 403 | 374 | 2,826 | Carrollton city | 3,854 | 882 | 915 | 903 | 3,771 |
| Fairmont village | 3,040 | 590 | 585 | 580 | 2,815 | Cartersville city | 4,445 | 911 | 953 | 930 | 4,185 |
| Faribault city | 7,868 | 1,398 | 1,464 | 1,440 | 6,368 | Carthage city | 9,416 | 2,010 | 2,187 | 2,157 | 9,101 |
| Fergus Falls city | 6,072 | 899 | 975 | 962 | 4,442 | Chillicothe city | 6,905 | 1,548 | 1,608 | 1,577 | 6,537 |
| Hastings city | 3,811 | 832 | 853 | 842 | 3,599 | Clinton city | 5,061 | 1,182 | 1,233 | 1,221 | 4,956 |
| Lake City | 2,744 | 642 | 669 | 659 | 2,652 | Columbia city | 5,651 | 1,176 | 1,240 | 1,219 | 5,421 |
| Little Falls city | 5,774 | 986 | 1,102 | 1,075 | 5,245 | De Soto city | 5,611 | 1,152 | 1,215 | 1,197 | 5,459 |
| Mankato city | 10,599 | 2,072 | 2,292 | 2,253 | 10,163 | Fayette city | 2,717 | 542 | 585 | 580 | 2,637 |
| Minneapolis city | 202,718 | 31,836 | 42,586 | 41,704 | 188,514 | Fulton city | 4,883 | 781 | 824 | 807 | 3,461 |
| Ward 1 | 13,747 | 1,920 | 2,785 | 2,744 | 13,077 | Hannibal city | 12,780 | 3,053 | 3,209 | 3,164 | 12,501 |
| Ward 2 | 11,860 | 2,070 | 2,428 | 2,394 | 11,308 | Higginsville city | 2,791 | 596 | 614 | 606 | 2,721 |
| Ward 3 | 27,832 | 4,433 | 6,032 | 6,016 | 27,192 | Independence city | 6,974 | 1,496 | 1,595 | 1,583 | 6,799 |
| Ward 4 | 25,400 | 3,341 | 4,855 | 4,637 | 20,239 | Jefferson City | 9,664 | 1,463 | 1,595 | 1,569 | 7,310 |
| Ward 5 | 23,302 | 3,317 | 4,776 | 4,544 | 19,361 | Joplin city | 26,023 | 5,331 | 5,846 | 5,667 | 24,533 |
| Ward 6 | 14,437 | 2,164 | 3,202 | 3,176 | 13,637 | Kansas City | 163,752 | 28,027 | 36,496 | 35,341 | 149,600 |
| Ward 7 | 12,957 | 2,194 | 2,826 | 2,806 | 12,639 | Ward 1 | 4,780 | 792 | 966 | 893 | 3,759 |
| Ward 8 | 19,141 | 3,656 | 4,260 | 4,231 | 18,843 | Ward 2 | 4,613 | 586 | 918 | 785 | 2,523 |
| Ward 9 | 17,233 | 2,770 | 3,697 | 3,669 | 16,951 | Ward 3 | 11,771 | 1,837 | 2,073 | 1,791 | 7,551 |
| Ward 10 | 9,827 | 1,543 | 1,900 | 1,877 | 9,303 | Ward 4 | 12,771 | 2,223 | 2,965 | 2,894 | 12,294 |
| Ward 11 | 15,962 | 2,455 | 3,496 | 3,459 | 15,638 | Ward 5 | 10,808 | 2,051 | 2,422 | 2,393 | 10,468 |
| Ward 12 | 6,655 | 1,118 | 1,283 | 1,278 | 6,211 | Ward 6 | 11,981 | 1,450 | 2,793 | 2,708 | 10,563 |
| Ward 13 | 4,345 | 805 | 881 | 871 | 4,065 | Ward 7 | 16,704 | 3,027 | 3,796 | 3,751 | 16,215 |
| Moorhead city | 3,730 | 688 | 763 | 731 | 3,435 | Ward 8 | 20,120 | 3,161 | 4,466 | 4,300 | 18,079 |
| New Ulm city | 5,403 | 1,077 | 1,157 | 1,137 | 5,081 | Ward 9 | 27,239 | 4,821 | 6,549 | 6,399 | 25,116 |
| Northfield city | 3,210 | 721 | 785 | 776 | 3,090 | Ward 10 | 19,545 | 3,732 | 4,293 | 4,264 | 18,929 |
| Owatonna city | 5,561 | 1,141 | 1,198 | 1,181 | 5,134 | Ward 11 | 9,351 | 1,808 | 2,026 | 2,004 | 8,910 |
| Pipestone village | 2,536 | 482 | 482 | 465 | 2,204 | Ward 12 | 4,700 | 982 | 1,021 | 1,014 | 4,651 |
| Red Wing city | 7,525 | 1,489 | 1,607 | 1,580 | 6,830 | Ward 13 | 3,950 | 815 | 922 | 915 | 3,339 |
| Rochester city | 6,843 | 1,192 | 1,269 | 1,262 | 5,241 | Ward 14 | 5,470 | 1,192 | 1,286 | 1,280 | 5,403 |
| St. Cloud city | 8,663 | 1,645 | 1,743 | 1,718 | 8,309 | Kirkville city | 5,966 | 1,294 | 1,403 | 1,356 | 5,624 |
| St. James city | 2,607 | 484 | 498 | 478 | 2,227 | Kirkwood town | 2,825 | 549 | 581 | 579 | 2,813 |
| St. Paul city | 163,065 | 24,681 | 30,919 | 30,221 | 148,943 | Lamar city | 2,737 | 604 | 608 | 606 | 2,713 |
| Ward 1 | 20,245 | 3,076 | 3,987 | 3,935 | 19,768 | Lexington city | 4,190 | 869 | 930 | 921 | 4,059 |
| Ward 2 | 14,860 | 2,574 | 3,031 | 3,006 | 14,622 | Louisiana city | 5,131 | 1,200 | 1,295 | 1,282 | 5,026 |
| Ward 3 | 9,138 | 844 | 1,257 | 1,137 | 5,809 | Macon city | 4,068 | 1,000 | 1,028 | 1,005 | 3,938 |
| Ward 4 | 15,235 | 1,432 | 2,590 | 2,327 | 9,908 | Marceline city | 2,638 | 610 | 614 | 606 | 2,584 |
| Ward 5 | 17,338 | 2,732 | 3,380 | 3,333 | 16,268 | Marshall city | 5,086 | 1,093 | 1,124 | 1,114 | 4,972 |
| Ward 6 | 17,287 | 2,935 | 3,477 | 3,431 | 16,971 | Maryville city | 4,577 | 1,065 | 1,096 | 1,076 | 4,387 |
| Ward 7 | 15,382 | 2,368 | 2,757 | 2,725 | 14,469 | Mexico city | 5,099 | 1,199 | 1,213 | 1,197 | 4,971 |
| Ward 8 | 28,995 | 4,848 | 5,761 | 5,722 | 28,342 | Moberly city | 8,012 | 1,886 | 1,933 | 1,954 | 7,310 |
| Ward 9 | 14,745 | 2,316 | 2,968 | 2,942 | 14,341 | Monett city | 3,115 | 688 | 704 | 697 | 3,011 |
| Ward 10 | 5,360 | 817 | 912 | 878 | 4,573 | Neosho city | 2,725 | 624 | 636 | 631 | 2,663 |
| Ward 11 | 4,480 | 739 | 799 | 785 | 3,872 | Nevada city | 7,461 | 1,651 | 1,709 | 1,668 | 7,125 |
| St. Peter city | 4,302 | 669 | 711 | 699 | 3,098 | Poplar Bluff city | 4,321 | 849 | 946 | 902 | 3,971 |
| Stillwater city | 12,313 | 1,942 | 2,227 | 2,093 | 10,349 | Rich Hill city | 4,053 | 915 | 917 | 911 | 4,016 |
| Two Harbors village | 3,278 | 619 | 584 | 584 | 2,835 | Richmond city | 3,478 | 733 | 776 | 770 | 3,396 |
| Virginia city | 2,962 | 337 | 332 | 347 | 2,101 | St. Charles city | 7,932 | 1,426 | 1,633 | 1,626 | 7,550 |
| Wabasha city | 2,528 | 523 | 547 | 530 | 2,371 | St. Joseph city | 102,979 | 15,449 | 17,150 | 16,632 | 91,259 |
| Waseca city | 3,103 | 664 | 676 | 664 | 3,002 | Ward 1 | 12,435 | 1,883 | 2,009 | 1,970 | 11,565 |
| Willmar village | 3,409 | 579 | 671 | 645 | 3,152 | Ward 2 | 6,703 | 1,270 | 1,345 | 1,343 | 6,691 |
| Winona city | 19,714 | 3,969 | 4,193 | 4,129 | 19,163 | Ward 3 | 14,543 | 1,720 | 2,162 | 1,984 | 10,486 |
| Wissota city | 2,962 | 337 | 332 | 347 | 2,101 | Ward 4 | 9,845 | 1,639 | 1,926 | 1,895 | 9,333 |
| Wissota city | 2,962 | 337 | 332 | 347 | 2,101 | Ward 5 | 18,374 | 2,190 | 2,662 | 2,587 | 14,808 |
| Wissota city | 2,962 | 337 | 332 | 347 | 2,101 | Ward 6 | 11,206 | 2,078 | 2,168 | 2,158 | 11,125 |
| Wissota city | 2,962 | 337 | 332 | 347 | 2,101 | Ward 7 | 14,051 | 2,131 | 2,283 | 2,229 | 12,318 |
| Wissota city | 2,962 | 337 | 332 | 347 | 2,101 | Ward 8 | 6,069 | 1,033 | 1,069 | 1,065 | 6,032 |
| Wissota city | 2,962 | 337 | 332 | 347 | 2,101 | Ward 9 | 9,753 | 1,505 | 1,526 | 1,451 | 8,601 |
| Wissota city | 2,962 | 337 | 332 | 347 | 2,101 | St. Louis city | 575,238 | 82,260 | 123,719 | 121,123 | 542,646 |
| Wissota city | 2,962 | 337 | 332 | 347 | 2,101 | Ward 1 | 25,139 | 4,262 | 5,264 | 5,186 | 24,493 |
| Wissota city | 2,962 | 337 | 332 | 347 | 2,101 | Ward 2 | 21,300 | 2,856 | 4,695 | 4,634 | 20,402 |
| Wissota city | 2,962 | 337 | 332 | 347 | 2,101 | Ward 3 | 22,958 | 2,407 | 5,157 | 5,084 | 22,109 |
| Wissota city | 2,962 | 337 | 332 | 347 | 2,101 | Ward 4 | 12,212 | 1,495 | 2,529 | 2,147 | 7,771 |
| Wissota city | 2,962 | 337 | 332 | 347 | 2,101 | Ward 5 | 12,349 | 1,529 | 2,812 | 2,400 | 8,487 |
| Wissota city | 2,962 | 337 | 332 | 347 | 2,101 | Ward 6 | 19,140 | 2,341 | 4,254 | 4,129 | 17,336 |
| Wissota city | 2,962 | 337 | 332 | 347 | 2,101 | Ward 7 | 22,626 | 2,641 | 5,385 | 5,335 | 22,258 |
| Wissota city | 2,962 | 337 | 332 | 347 | 2,101 | Ward 8 | 21,012 | 2,390 | 4,865 | 4,827 | 20,735 |
| Wissota city | 2,962 | 337 | 332 | 347 | 2,101 | Ward 9 | 21,026 | 2,804 | 4,708 | 4,669 | 20,669 |
| Wissota city | 2,962 | 337 | 332 | 347 | 2,101 | Ward 10 | 25,978 | 3,726 | 5,433 | 5,397 | 24,421 |
| Wissota city | 2,962 | 337 | 332 | 347 | 2,101 | Ward 11 | 22,105 | 4,046 | 4,655 | 4,619 | 21,273 |
| Wissota city | 2,962 | 337 | 332 | 347 | 2,101 | Ward 12 | 25,220 | 3,428 | 5,416 | 5,388 | 24,707 |
| Wissota city | 2,962 | 337 | 332 | 347 | 2,101 | Ward 13 | 19,811 | 2,852 | 4,305 | 4,253 | 19,198 |
| Wissota city | 2,962 | 337 | 332 | 347 | 2,101 | Ward 14 | 15,098 | 2,061 | 3,318 | 3,086 | 13,093 |

DWELLINGS AND FAMILIES.

TABLE 104.—POPULATION, DWELLINGS, AND FAMILIES, FOR PLACES HAVING 2,500 INHABITANTS OR MORE: 1900—Continued.

| CITIES, TOWNS, VILLAGES, AND BOROUGHES. | Total population. | Total dwellings. | Total families. | PRIVATE FAMILIES. | | CITIES, TOWNS, VILLAGES, AND BOROUGHES. | Total population. | Total dwellings. | Total families. | PRIVATE FAMILIES. | |
|---|-------------------|------------------|-----------------|-------------------|-------------|---|-------------------|------------------|-----------------|-------------------|-------------|
| | | | | Number. | Population. | | | | | Number. | Population. |
| Missouri—Continued. | | | | | | New Hampshire—Continued. | | | | | |
| St. Louis city—Continued. | | | | | | Keene city..... | | | | | |
| Ward 15..... | 17,544 | 2,170 | 4,197 | 3,975 | 15,550 | Laconia city..... | 9,165 | 1,979 | 2,328 | 2,305 | 8,909 |
| Ward 16..... | 21,408 | 2,650 | 4,813 | 4,783 | 21,239 | Lancaster town..... | 8,042 | 1,859 | 2,064 | 2,024 | 7,780 |
| Ward 17..... | 18,953 | 2,535 | 4,111 | 4,102 | 18,436 | Lebanon town..... | 3,190 | 729 | 775 | 762 | 3,020 |
| Ward 18..... | 18,799 | 2,448 | 4,339 | 4,327 | 18,685 | Littleton town..... | 4,965 | 1,011 | 1,190 | 1,180 | 4,849 |
| Ward 19..... | 20,245 | 3,103 | 4,427 | 4,407 | 20,081 | Manchester city..... | 4,066 | 887 | 969 | 945 | 3,843 |
| Ward 20..... | 18,803 | 2,774 | 4,144 | 4,110 | 18,511 | Ward 1..... | 56,987 | 7,412 | 11,720 | 11,540 | 53,711 |
| Ward 21..... | 18,173 | 2,852 | 3,744 | 3,623 | 16,939 | Ward 2..... | 3,625 | 431 | 821 | 791 | 3,123 |
| Ward 22..... | 16,974 | 2,307 | 3,349 | 3,136 | 14,880 | Ward 3..... | 5,501 | 1,023 | 1,314 | 1,309 | 5,269 |
| Ward 23..... | 17,985 | 2,620 | 3,902 | 3,862 | 17,172 | Ward 4..... | 7,320 | 957 | 1,518 | 1,480 | 6,914 |
| Ward 24..... | 27,317 | 4,323 | 5,005 | 4,944 | 23,627 | Ward 5..... | 6,922 | 936 | 1,531 | 1,510 | 6,418 |
| Ward 25..... | 21,311 | 3,350 | 4,086 | 4,006 | 20,128 | Ward 6..... | 9,094 | 658 | 1,584 | 1,566 | 8,765 |
| Ward 26..... | 23,425 | 4,104 | 5,177 | 5,153 | 23,113 | Ward 7..... | 4,880 | 864 | 1,138 | 1,126 | 4,738 |
| Ward 27..... | 20,599 | 3,628 | 4,356 | 4,331 | 20,417 | Ward 8..... | 1,757 | 211 | 307 | 273 | 1,042 |
| Ward 28..... | 27,998 | 4,558 | 5,273 | 5,210 | 26,411 | Ward 9..... | 5,508 | 1,012 | 1,298 | 1,290 | 5,446 |
| Sedalia city..... | 15,231 | 3,326 | 3,553 | 3,502 | 14,830 | Ward 10..... | 7,986 | 595 | 1,277 | 1,273 | 7,730 |
| Slater city..... | 2,502 | 555 | 588 | 580 | 2,421 | Walpole town..... | 4,394 | 725 | 922 | 922 | 4,261 |
| Springfield city..... | 23,267 | 4,857 | 5,231 | 5,152 | 22,315 | Milford town..... | 3,739 | 839 | 951 | 939 | 3,623 |
| Stantberry city..... | 2,684 | 548 | 597 | 589 | 2,549 | Nashua city..... | 23,898 | 4,367 | 5,181 | 5,093 | 23,112 |
| Trenton city..... | 5,396 | 1,300 | 1,341 | 1,325 | 5,291 | Newmarket town..... | 2,892 | 584 | 580 | 572 | 2,826 |
| Warrensburg city..... | 4,724 | 1,109 | 1,145 | 1,110 | 4,540 | Newport town..... | 3,126 | 700 | 827 | 821 | 3,049 |
| Washington city..... | 3,015 | 681 | 663 | 651 | 2,910 | Pembroke town..... | 3,133 | 663 | 681 | 670 | 3,016 |
| Webb City..... | 9,201 | 1,932 | 2,043 | 1,937 | 8,797 | Peterboro town..... | 2,527 | 603 | 673 | 661 | 2,442 |
| West Plains city..... | 2,902 | 637 | 639 | 630 | 2,838 | Portsmouth city..... | 10,637 | 2,404 | 2,595 | 2,550 | 10,175 |
| Montana: | | | | | | Rochester city..... | | | | | |
| Anaconda city..... | 9,463 | 2,037 | 2,270 | 2,128 | 8,301 | Somersworth city..... | 7,023 | 1,128 | 1,845 | 1,324 | 6,857 |
| Billings city..... | 3,221 | 591 | 668 | 580 | 2,469 | Walpole town..... | 2,693 | 578 | 626 | 618 | 2,638 |
| Bozeman city..... | 3,419 | 732 | 749 | 722 | 3,229 | New Jersey: | | | | | |
| Butte city..... | 30,470 | 5,659 | 6,440 | 5,913 | 24,289 | Asbury Park city..... | 4,148 | 835 | 940 | 814 | 3,177 |
| Great Falls city..... | 14,930 | 2,230 | 2,311 | 2,167 | 11,180 | Atlantic City..... | 27,838 | 5,005 | 5,491 | 4,896 | 22,257 |
| Helena city..... | 10,770 | 2,427 | 2,621 | 2,506 | 9,547 | Bayonne city..... | 32,722 | 4,414 | 6,605 | 6,514 | 31,989 |
| Kalispel city..... | 2,526 | 585 | 589 | 546 | 2,433 | Bloomfield town..... | 9,668 | 1,776 | 2,051 | 2,005 | 9,377 |
| Livingston city..... | 2,778 | 623 | 660 | 610 | 2,392 | Boonton town..... | 3,901 | 810 | 852 | 835 | 3,791 |
| Missoula city..... | 4,366 | 867 | 917 | 842 | 3,530 | Bordentown city..... | 4,110 | 983 | 995 | 984 | 4,019 |
| Walkerville city..... | 2,621 | 576 | 591 | 560 | 2,479 | Boundbrook borough..... | 2,622 | 477 | 515 | 494 | 2,485 |
| Nebraska: | | | | | | Bridgeton city..... | | | | | |
| Alliance city..... | 2,535 | 531 | 605 | 561 | 2,091 | Burlington city..... | 13,913 | 3,197 | 3,285 | 3,264 | 13,707 |
| Auburn city..... | 2,664 | 622 | 634 | 619 | 2,540 | Camden city..... | 7,392 | 1,702 | 1,742 | 1,720 | 7,249 |
| Beatrice city..... | 7,875 | 1,738 | 1,812 | 1,795 | 7,725 | Ward 1..... | 75,935 | 16,856 | 17,390 | 17,176 | 74,359 |
| Blair city..... | 2,970 | 676 | 696 | 691 | 2,938 | Ward 2..... | 8,283 | 1,731 | 1,795 | 1,751 | 7,943 |
| Columbus city..... | 3,522 | 773 | 783 | 766 | 3,359 | Ward 3..... | 7,158 | 1,537 | 1,621 | 1,600 | 6,974 |
| Fairbury city..... | 3,140 | 747 | 737 | 772 | 3,035 | Ward 4..... | 4,592 | 1,040 | 1,076 | 1,059 | 4,494 |
| Falls City..... | 3,022 | 688 | 703 | 701 | 2,939 | Ward 5..... | 4,950 | 1,128 | 1,169 | 1,155 | 4,872 |
| Fremont city..... | 7,241 | 1,547 | 1,625 | 1,586 | 6,764 | Ward 6..... | 7,971 | 1,788 | 1,846 | 1,825 | 7,870 |
| Grand Island city..... | 7,554 | 1,521 | 1,573 | 1,538 | 7,086 | Ward 7..... | 7,373 | 1,672 | 1,699 | 1,676 | 7,227 |
| Hastings city..... | 7,188 | 1,640 | 1,719 | 1,693 | 6,959 | Ward 8..... | 8,151 | 1,804 | 1,887 | 1,869 | 8,008 |
| Holdrege city..... | 3,007 | 694 | 607 | 579 | 2,829 | Ward 9..... | 7,760 | 1,714 | 1,763 | 1,750 | 7,690 |
| Kearney city..... | 5,634 | 1,270 | 1,315 | 1,293 | 5,461 | Ward 10..... | 6,337 | 1,371 | 1,395 | 1,373 | 6,029 |
| Lincoln city..... | 40,169 | 6,954 | 7,909 | 7,574 | 35,041 | Ward 11..... | 4,886 | 1,146 | 1,182 | 1,178 | 4,864 |
| Nebraska City..... | 7,380 | 1,525 | 1,600 | 1,573 | 7,075 | Ward 12..... | 3,894 | 832 | 903 | 897 | 3,865 |
| Norfolk city..... | 3,883 | 818 | 841 | 822 | 3,692 | Carlstadt borough..... | 4,580 | 1,043 | 1,054 | 1,043 | 4,523 |
| North Platte city..... | 3,640 | 730 | 748 | 738 | 3,484 | Dover town..... | 2,574 | 531 | 601 | 594 | 2,556 |
| Omaha city..... | 102,555 | 18,027 | 20,723 | 20,047 | 93,359 | East Newark borough..... | 5,938 | 1,293 | 1,343 | 1,333 | 5,816 |
| Ward 1..... | 10,124 | 1,840 | 2,083 | 2,036 | 9,535 | East Orange city..... | 2,500 | 313 | 507 | 504 | 2,478 |
| Ward 2..... | 14,839 | 2,707 | 3,211 | 3,177 | 14,554 | East Rutherford borough..... | 21,506 | 3,822 | 4,402 | 4,362 | 20,946 |
| Ward 3..... | 11,682 | 1,424 | 1,941 | 1,875 | 7,467 | Elizabeth city..... | 2,640 | 492 | 592 | 582 | 2,565 |
| Ward 4..... | 10,717 | 1,453 | 1,936 | 1,767 | 8,435 | Ward 1..... | 52,130 | 7,785 | 10,786 | 10,659 | 50,743 |
| Ward 5..... | 8,997 | 1,733 | 1,950 | 1,913 | 8,301 | Ward 2..... | 5,299 | 630 | 1,026 | 1,006 | 5,091 |
| Ward 6..... | 16,984 | 3,429 | 3,600 | 3,579 | 16,635 | Ward 3..... | 4,015 | 497 | 805 | 794 | 3,930 |
| Ward 7..... | 9,492 | 1,743 | 1,872 | 1,857 | 9,201 | Ward 4..... | 6,378 | 817 | 1,330 | 1,326 | 6,353 |
| Ward 8..... | 11,065 | 1,973 | 2,313 | 2,242 | 10,233 | Ward 5..... | 3,931 | 533 | 804 | 797 | 3,870 |
| Ward 9..... | 8,655 | 1,716 | 1,817 | 1,801 | 8,498 | Ward 6..... | 4,761 | 690 | 1,086 | 1,029 | 4,718 |
| Plattsmouth city..... | 4,964 | 1,047 | 1,075 | 1,062 | 4,810 | Ward 7..... | 3,611 | 567 | 707 | 698 | 3,509 |
| South Omaha city..... | 26,001 | 4,269 | 4,885 | 4,536 | 22,598 | Ward 8..... | 4,548 | 656 | 979 | 967 | 4,473 |
| Wymore city..... | 2,626 | 607 | 609 | 598 | 2,516 | Ward 9..... | 6,178 | 1,028 | 1,344 | 1,325 | 5,937 |
| York city..... | 5,132 | 953 | 984 | 958 | 4,657 | Ward 10..... | 4,154 | 692 | 889 | 875 | 3,993 |
| Nevada: | | | | | | Ward 11..... | | | | | |
| Reno town..... | 4,500 | 1,003 | 1,079 | 980 | 3,744 | Ward 12..... | 2,699 | 483 | 543 | 529 | 2,547 |
| Virginia City..... | 2,695 | 819 | 834 | 773 | 2,428 | Englewood city..... | 3,394 | 626 | 688 | 670 | 3,169 |
| New Hampshire: | | | | | | Freehold town..... | | | | | |
| Berlin city..... | 8,886 | 1,181 | 1,706 | 1,672 | 8,470 | Garfield borough..... | 3,504 | 533 | 682 | 674 | 3,461 |
| Claremont town..... | 6,498 | 1,330 | 1,612 | 1,584 | 6,249 | Gloucester City..... | 6,840 | 1,466 | 1,490 | 1,441 | 6,593 |
| Concord city..... | 19,632 | 4,116 | 4,703 | 4,640 | 18,255 | Guttenberg town..... | 3,825 | 535 | 820 | 814 | 3,794 |
| Conway town..... | 3,154 | 723 | 748 | 718 | 2,914 | Hackensack town..... | 9,443 | 1,902 | 2,074 | 2,023 | 9,110 |
| Derry town..... | 3,533 | 725 | 893 | 869 | 3,401 | Haddonfield borough..... | 2,776 | 611 | 613 | 600 | 2,636 |
| Dover city..... | 13,207 | 2,632 | 3,019 | 2,963 | 12,590 | Hammonton town..... | 3,481 | 774 | 859 | 850 | 3,434 |
| Exeter town..... | 4,922 | 1,134 | 1,194 | 1,179 | 4,816 | Harrison town..... | 10,596 | 1,495 | 2,279 | 2,265 | 10,541 |
| Franklin city..... | 5,546 | 1,100 | 1,253 | 1,232 | 5,497 | Hoboken city..... | 59,364 | 4,188 | 13,431 | 13,246 | 57,949 |
| Goffstown town..... | 2,528 | 547 | 557 | 558 | 2,018 | Ward 1..... | 10,955 | 688 | 2,514 | 2,436 | 10,411 |
| Haverhill town..... | 3,414 | 763 | 792 | 785 | 3,174 | Ward 2..... | 8,472 | 816 | 1,974 | 1,934 | 8,165 |
| | | | | | | Ward 3..... | 14,218 | 917 | 3,247 | 3,225 | 13,883 |
| | | | | | | Ward 4..... | 14,983 | 815 | 3,395 | 3,366 | 14,855 |
| | | | | | | Ward 5..... | 10,736 | 952 | 2,301 | 2,285 | 10,635 |

STATISTICS OF POPULATION.

TABLE 104.—POPULATION, DWELLINGS, AND FAMILIES, FOR PLACES HAVING 2,500 INHABITANTS OR MORE: 1900—Continued.

| CITIES, TOWNS, VILLAGES, AND BOROUGHS. | Total population. | Total dwellings. | Total families. | PRIVATE FAMILIES. | | CITIES, TOWNS, VILLAGES, AND BOROUGHS. | Total population. | Total dwellings. | Total families. | PRIVATE FAMILIES. | |
|--|-------------------|------------------|-----------------|-------------------|-------------|--|-------------------|------------------|-----------------|-------------------|-------------|
| | | | | Number. | Population. | | | | | Number. | Population. |
| New Jersey—Continued. | | | | | | New Jersey—Continued. | | | | | |
| Irington town | 5,255 | 1,013 | 1,175 | 1,165 | 5,216 | Union town | 15,187 | 1,920 | 3,520 | 3,484 | 14,998 |
| Jersey City | 206,488 | 23,627 | 44,760 | 44,367 | 202,216 | Vailsburg borough | 2,779 | 437 | 622 | 516 | 2,370 |
| Ward 1 | 19,190 | 1,160 | 3,823 | 3,749 | 17,973 | Vineland borough | 4,370 | 1,035 | 1,098 | 1,084 | 4,263 |
| Ward 2 | 19,185 | 1,318 | 4,021 | 3,977 | 18,459 | Washington borough | 3,580 | 849 | 917 | 902 | 3,494 |
| Ward 3 | 17,892 | 1,562 | 3,736 | 3,693 | 16,980 | West Hoboken town | 23,094 | 2,880 | 5,383 | 5,341 | 22,816 |
| Ward 4 | 13,183 | 1,161 | 2,955 | 2,931 | 12,922 | West New York town | 5,267 | 813 | 1,127 | 1,115 | 5,229 |
| Ward 5 | 14,204 | 1,007 | 3,006 | 2,985 | 14,083 | West Orange town | 6,889 | 1,194 | 1,407 | 1,388 | 6,771 |
| Ward 6 | 15,540 | 1,761 | 3,275 | 3,240 | 15,295 | Woodbury city | 4,037 | 922 | 958 | 945 | 3,956 |
| Ward 7 | 14,186 | 2,220 | 3,012 | 2,990 | 14,006 | New Mexico: | | | | | |
| Ward 8 | 19,112 | 3,151 | 4,194 | 4,167 | 18,959 | Albuquerque city | 6,238 | 1,315 | 1,466 | 1,414 | 5,772 |
| Ward 9 | 14,937 | 2,364 | 3,239 | 3,229 | 14,772 | Gallup town | 2,946 | 837 | 841 | 780 | 2,651 |
| Ward 10 | 15,505 | 2,190 | 3,309 | 3,274 | 15,061 | Las Vegas city | 3,552 | 853 | 883 | 814 | 3,225 |
| Ward 11 | 22,754 | 2,685 | 5,367 | 5,321 | 22,510 | Raton city | 3,540 | 802 | 858 | 832 | 3,375 |
| Ward 12 | 21,295 | 3,048 | 4,833 | 4,811 | 21,216 | Santa Fe city | 5,603 | 1,129 | 1,319 | 1,299 | 4,559 |
| Kearney town | 10,896 | 1,728 | 2,169 | 2,159 | 10,247 | Silver City | 2,735 | 642 | 747 | 687 | 2,468 |
| Keyport town | 3,413 | 811 | 884 | 872 | 3,367 | New York: | | | | | |
| Lambertville city | 4,637 | 1,084 | 1,112 | 1,105 | 4,558 | Albany city | 94,151 | 13,567 | 21,627 | 21,243 | 88,679 |
| Long Branch town | 8,872 | 1,837 | 1,987 | 1,900 | 8,306 | Ward 1 | 6,356 | 865 | 1,350 | 1,345 | 6,103 |
| Madison borough | 3,764 | 695 | 828 | 805 | 3,583 | Ward 2 | 5,540 | 631 | 1,247 | 1,243 | 5,511 |
| Millville city | 10,588 | 2,269 | 2,372 | 2,353 | 10,448 | Ward 3 | 5,370 | 683 | 1,276 | 1,266 | 5,291 |
| Montclair town | 13,862 | 2,329 | 2,701 | 2,647 | 13,477 | Ward 4 | 4,741 | 612 | 1,078 | 1,019 | 4,681 |
| Morristown town | 11,267 | 1,994 | 2,355 | 2,296 | 10,509 | Ward 5 | 5,155 | 773 | 1,287 | 1,260 | 4,960 |
| Newark city | 246,070 | 30,397 | 64,654 | 63,965 | 237,946 | Ward 6 | 4,456 | 677 | 974 | 855 | 3,222 |
| Ward 1 | 13,805 | 1,987 | 3,051 | 2,952 | 12,527 | Ward 7 | 4,966 | 773 | 1,261 | 1,253 | 4,911 |
| Ward 2 | 13,670 | 1,930 | 3,250 | 3,133 | 12,566 | Ward 8 | 4,949 | 665 | 1,124 | 1,120 | 4,890 |
| Ward 3 | 21,370 | 1,805 | 4,673 | 4,650 | 21,162 | Ward 9 | 4,054 | 560 | 905 | 898 | 3,967 |
| Ward 4 | 11,111 | 1,371 | 2,320 | 2,200 | 9,769 | Ward 10 | 4,330 | 587 | 997 | 990 | 3,999 |
| Ward 5 | 15,103 | 1,649 | 3,389 | 3,340 | 14,785 | Ward 11 | 4,537 | 679 | 1,111 | 1,108 | 4,551 |
| Ward 6 | 17,821 | 1,992 | 3,706 | 3,681 | 16,433 | Ward 12 | 5,960 | 815 | 1,509 | 1,497 | 5,897 |
| Ward 7 | 14,531 | 1,828 | 3,396 | 3,361 | 14,097 | Ward 13 | 4,464 | 694 | 1,042 | 1,026 | 4,196 |
| Ward 8 | 13,551 | 2,435 | 2,972 | 2,948 | 13,290 | Ward 14 | 4,928 | 890 | 1,052 | 1,052 | 4,516 |
| Ward 9 | 12,086 | 1,966 | 2,765 | 2,744 | 11,680 | Ward 15 | 4,141 | 603 | 998 | 985 | 3,928 |
| Ward 10 | 18,313 | 2,478 | 4,040 | 4,027 | 18,252 | Ward 16 | 6,007 | 912 | 1,274 | 1,262 | 5,334 |
| Ward 11 | 18,632 | 2,681 | 4,147 | 4,113 | 18,163 | Ward 17 | 4,221 | 653 | 972 | 966 | 4,160 |
| Ward 12 | 16,912 | 1,935 | 3,554 | 3,527 | 16,726 | Ward 18 | 3,639 | 634 | 804 | 794 | 3,569 |
| Ward 13 | 21,194 | 2,502 | 4,809 | 4,789 | 21,074 | Ward 19 | 6,077 | 856 | 1,321 | 1,307 | 5,938 |
| Ward 14 | 23,859 | 2,229 | 5,310 | 5,275 | 23,113 | Albion village | 4,477 | 1,033 | 1,132 | 1,122 | 4,393 |
| Ward 15 | 14,612 | 1,609 | 3,272 | 3,225 | 14,309 | Amsterdam city | 20,929 | 3,236 | 4,676 | 4,606 | 20,398 |
| New Brunswick city | 20,006 | 3,561 | 4,556 | 4,482 | 19,372 | Auburn city | 30,345 | 5,709 | 6,813 | 6,708 | 27,748 |
| Newton town | 4,376 | 965 | 1,040 | 1,008 | 4,123 | Baldwinsville village | 2,992 | 756 | 783 | 772 | 2,872 |
| North Plainfield borough | 5,009 | 1,022 | 1,116 | 1,107 | 4,907 | Ballston Spa village | 3,923 | 809 | 974 | 958 | 3,727 |
| Orange city | 24,141 | 3,815 | 5,053 | 4,980 | 23,465 | Batavia village | 9,180 | 2,024 | 2,175 | 2,139 | 8,701 |
| Passaic city | 27,777 | 3,101 | 5,480 | 5,413 | 27,184 | Bath village | 4,994 | 922 | 991 | 973 | 3,414 |
| Paterson city | 105,171 | 13,591 | 23,472 | 23,153 | 102,299 | Bath-on-Hudson village | 2,504 | 495 | 627 | 615 | 2,443 |
| Ward 1 | 10,950 | 1,394 | 2,567 | 2,551 | 10,852 | Binghamton city | 39,647 | 7,018 | 9,440 | 9,318 | 36,612 |
| Ward 2 | 15,009 | 2,037 | 3,418 | 3,394 | 14,718 | Brockport village | 3,398 | 875 | 903 | 897 | 3,358 |
| Ward 3 | 23,780 | 3,199 | 5,278 | 5,207 | 23,329 | Buffalo city | 352,337 | 49,914 | 73,631 | 72,436 | 335,847 |
| Ward 4 | 14,178 | 2,183 | 3,207 | 3,164 | 13,884 | Ward 1 | 6,483 | 757 | 1,219 | 1,146 | 5,367 |
| Ward 5 | 12,898 | 1,466 | 2,797 | 2,781 | 12,161 | Ward 2 | 9,201 | 1,239 | 1,855 | 1,834 | 8,986 |
| Ward 6 | 3,910 | 449 | 880 | 834 | 3,569 | Ward 3 | 9,833 | 1,349 | 2,228 | 2,061 | 8,386 |
| Ward 7 | 6,693 | 788 | 1,484 | 1,458 | 6,389 | Ward 4 | 10,028 | 1,555 | 2,206 | 2,180 | 9,338 |
| Ward 8 | 17,753 | 2,125 | 3,841 | 3,814 | 17,397 | Ward 5 | 16,611 | 2,625 | 3,364 | 3,337 | 16,355 |
| Perth Amboy city | 17,699 | 2,460 | 3,484 | 3,421 | 17,200 | Ward 6 | 7,371 | 1,056 | 1,777 | 1,599 | 6,157 |
| Phillipsburg town | 10,052 | 2,164 | 2,205 | 2,177 | 9,847 | Ward 7 | 8,536 | 1,204 | 2,123 | 2,092 | 8,329 |
| Plainfield city | 15,369 | 2,939 | 3,286 | 3,250 | 14,964 | Ward 8 | 9,532 | 1,229 | 2,186 | 2,171 | 9,430 |
| Princeton borough | 3,899 | 816 | 905 | 877 | 3,741 | Ward 9 | 16,177 | 1,574 | 3,178 | 3,154 | 15,969 |
| Rahway city | 7,935 | 1,698 | 1,822 | 1,793 | 7,745 | Ward 10 | 8,009 | 1,110 | 1,699 | 1,691 | 7,955 |
| Raritan town | 3,244 | 489 | 617 | 616 | 3,231 | Ward 11 | 29,414 | 3,137 | 5,450 | 5,394 | 28,928 |
| Red Bank town | 5,423 | 1,234 | 1,279 | 1,260 | 5,304 | Ward 12 | 7,765 | 939 | 1,782 | 1,764 | 7,265 |
| Ridgewood village | 2,685 | 667 | 579 | 575 | 2,652 | Ward 13 | 9,888 | 1,404 | 2,077 | 2,064 | 9,814 |
| Rutherford borough | 4,411 | 869 | 938 | 933 | 4,363 | Ward 14 | 29,326 | 3,003 | 5,600 | 5,571 | 29,114 |
| Salem city | 5,311 | 1,465 | 1,483 | 1,473 | 5,763 | Ward 15 | 9,267 | 1,368 | 2,152 | 2,133 | 8,922 |
| Somerville town | 4,843 | 1,075 | 1,170 | 1,160 | 4,762 | Ward 16 | 8,337 | 1,254 | 1,911 | 1,901 | 8,282 |
| South Amboy borough | 6,349 | 1,313 | 1,372 | 1,343 | 6,141 | Ward 17 | 18,190 | 3,045 | 4,126 | 4,109 | 17,573 |
| South Orange village | 4,608 | 775 | 870 | 860 | 4,461 | Ward 18 | 29,071 | 4,428 | 5,913 | 5,884 | 28,259 |
| South River borough | 2,792 | 522 | 562 | 538 | 2,439 | Ward 19 | 11,708 | 1,243 | 2,384 | 2,314 | 10,831 |
| Summit city | 5,302 | 901 | 1,034 | 1,020 | 5,112 | Ward 20 | 8,897 | 1,242 | 2,007 | 1,939 | 8,167 |
| Trenton city | 73,307 | 14,441 | 15,095 | 14,884 | 68,969 | Ward 21 | 13,604 | 2,104 | 2,857 | 2,720 | 11,888 |
| Ward 1 | 4,901 | 1,007 | 1,073 | 1,054 | 4,724 | Ward 22 | 15,587 | 2,940 | 3,474 | 3,431 | 15,071 |
| Ward 2 | 3,895 | 854 | 890 | 871 | 3,771 | Ward 23 | 12,858 | 2,363 | 2,980 | 2,962 | 12,696 |
| Ward 3 | 5,361 | 1,104 | 1,186 | 1,165 | 5,195 | Ward 24 | 25,994 | 4,250 | 4,969 | 4,928 | 23,215 |
| Ward 4 | 8,146 | 1,853 | 1,447 | 1,434 | 6,958 | Ward 25 | 20,885 | 3,496 | 4,114 | 4,067 | 19,550 |
| Ward 5 | 8,706 | 1,769 | 1,810 | 1,786 | 8,504 | Canandaigua village | 6,151 | 1,449 | 1,513 | 1,483 | 5,789 |
| Ward 6 | 3,091 | 633 | 649 | 643 | 3,060 | Canastota village | 3,030 | 722 | 796 | 784 | 2,948 |
| Ward 7 | 4,475 | 951 | 1,044 | 994 | 4,188 | Canton village | 2,757 | 672 | 712 | 700 | 2,636 |
| Ward 8 | 3,688 | 708 | 719 | 719 | 3,688 | Carthage village | 2,895 | 637 | 719 | 697 | 2,656 |
| Ward 9 | 6,933 | 1,874 | 1,435 | 1,416 | 6,814 | Catskill village | 5,434 | 1,059 | 1,386 | 1,338 | 5,126 |
| Ward 10 | 6,358 | 1,273 | 1,315 | 1,298 | 6,028 | Clyde village | 2,507 | 659 | 684 | 678 | 2,460 |
| Ward 11 | 7,679 | 1,583 | 1,648 | 1,646 | 7,664 | Cohoes city | 23,910 | 2,968 | 5,014 | 4,971 | 23,513 |
| Ward 12 | 2,544 | 470 | 483 | 479 | 2,354 | Corning city | 11,061 | 2,405 | 2,613 | 2,567 | 10,610 |
| Ward 13 | 5,081 | 1,133 | 1,163 | 1,152 | 4,992 | Cortland city | 9,014 | 1,990 | 2,374 | 2,343 | 8,721 |
| Ward 14 | 2,449 | 229 | 233 | 227 | 1,029 | Coxsackie village | 2,735 | 561 | 671 | 656 | 2,606 |

DWELLINGS AND FAMILIES.

TABLE 104.—POPULATION, DWELLINGS, AND FAMILIES, FOR PLACES HAVING 2,500 INHABITANTS OR MORE: 1900—Continued.

| CITIES, TOWNS, VILLAGES, AND BOROUGHS. | Total population. | Total dwellings. | Total families. | PRIVATE FAMILIES. | | CITIES, TOWNS, VILLAGES, AND BOROUGHS. | Total population. | Total dwellings. | Total families. | PRIVATE FAMILIES. | |
|--|-------------------|------------------|-----------------|-------------------|--------------|--|-------------------|------------------|-----------------|-------------------|--------------|
| | | | | Num-ber. | Popula-tion. | | | | | Num-ber. | Popula-tion. |
| New York—Continued. | | | | | | New York—Continued. | | | | | |
| Dansville village..... | 3,683 | 858 | 908 | 889 | 3,382 | New York city—Continued. | | | | | |
| Depew village..... | 3,379 | 462 | 634 | 604 | 3,044 | Brooklyn borough—Continued. | | | | | |
| Dobbs Ferry village..... | 2,888 | 465 | 548 | 527 | 2,586 | Ward 29..... | 27,188 | 3,759 | 4,987 | 4,876 | 23,466 |
| Dunkirk city..... | 11,616 | 2,278 | 2,533 | 2,490 | 11,104 | Ward 30..... | 24,700 | 4,007 | 4,904 | 4,760 | 23,146 |
| East Syracuse village..... | 2,509 | 517 | 593 | 573 | 2,345 | Ward 31..... | 14,609 | 2,362 | 2,784 | 2,361 | 11,154 |
| Ellenville village..... | 2,879 | 700 | 752 | 745 | 2,830 | Ward 32..... | 8,248 | 1,522 | 1,761 | 1,713 | 7,880 |
| Elmira city..... | 85,672 | 7,237 | 8,231 | 8,084 | 32,915 | Manhattan borough..... | 1,850,093 | 80,608 | 891,687 | 888,726 | 1,734,752 |
| Fishkill Landing village..... | 3,673 | 726 | 857 | 834 | 3,489 | Assembly district 1..... | 25,959 | 1,419 | 5,389 | 5,140 | 23,229 |
| Fort Edward village..... | 3,521 | 775 | 824 | 805 | 3,278 | Assembly district 2..... | 52,768 | 1,896 | 10,572 | 9,715 | 45,081 |
| Frankfort village..... | 2,664 | 602 | 661 | 652 | 2,597 | Assembly district 3..... | 47,295 | 2,297 | 10,303 | 10,091 | 44,053 |
| Fredonia village..... | 4,127 | 950 | 1,037 | 1,025 | 4,014 | Assembly district 4..... | 76,852 | 1,658 | 14,234 | 14,125 | 76,168 |
| Freeport village..... | 2,612 | 586 | 634 | 620 | 2,541 | Assembly district 5..... | 37,951 | 2,643 | 7,956 | 7,576 | 32,698 |
| Fulton village..... | 5,281 | 1,171 | 1,359 | 1,321 | 5,107 | Assembly district 6..... | 64,286 | 1,742 | 12,370 | 12,004 | 56,093 |
| Geneva city..... | 10,434 | 2,261 | 2,467 | 2,401 | 9,811 | Assembly district 7..... | 41,979 | 2,144 | 8,848 | 8,598 | 38,795 |
| Glens Falls village..... | 12,613 | 2,576 | 2,875 | 2,824 | 12,091 | Assembly district 8..... | 72,125 | 1,447 | 14,210 | 14,042 | 71,070 |
| Gloversville city..... | 18,349 | 3,425 | 4,879 | 4,844 | 18,033 | Assembly district 9..... | 42,361 | 2,433 | 9,544 | 9,221 | 38,767 |
| Goshen village..... | 2,826 | 603 | 620 | 593 | 2,511 | Assembly district 10..... | 65,785 | 1,673 | 14,744 | 14,568 | 64,628 |
| Gouverneur village..... | 3,689 | 919 | 927 | 916 | 3,574 | Assembly district 11..... | 41,247 | 1,852 | 9,717 | 9,458 | 39,036 |
| Granville village..... | 2,700 | 564 | 605 | 590 | 2,500 | Assembly district 12..... | 72,897 | 1,513 | 13,828 | 13,747 | 72,380 |
| Green Island village..... | 4,770 | 698 | 1,138 | 1,128 | 4,711 | Assembly district 13..... | 37,572 | 1,517 | 8,680 | 8,465 | 35,126 |
| Haverstraw village..... | 5,935 | 992 | 1,187 | 1,112 | 5,262 | Assembly district 14..... | 54,847 | 1,704 | 12,427 | 12,166 | 52,296 |
| Hempstead village..... | 3,582 | 777 | 862 | 845 | 3,463 | Assembly district 15..... | 38,911 | 1,481 | 9,160 | 9,049 | 38,297 |
| Herkimer village..... | 5,555 | 1,215 | 1,304 | 1,286 | 5,370 | Assembly district 16..... | 78,834 | 1,757 | 14,652 | 14,586 | 73,259 |
| Hosick Falls village..... | 5,671 | 1,068 | 1,366 | 1,346 | 5,494 | Assembly district 17..... | 40,975 | 1,475 | 9,063 | 8,908 | 39,415 |
| Hornellsville city..... | 11,918 | 2,726 | 3,028 | 2,970 | 11,368 | Assembly district 18..... | 45,197 | 1,939 | 9,877 | 9,644 | 41,316 |
| Hudson city..... | 9,523 | 1,691 | 2,255 | 2,195 | 8,684 | Assembly district 19..... | 65,025 | 4,064 | 14,832 | 14,543 | 62,344 |
| Ilion village..... | 5,138 | 1,079 | 1,282 | 1,268 | 4,967 | Assembly district 20..... | 42,596 | 2,059 | 9,565 | 9,338 | 39,362 |
| Ithaca city..... | 13,136 | 3,037 | 3,396 | 3,287 | 12,380 | Assembly district 21..... | 89,050 | 4,450 | 21,017 | 20,742 | 85,123 |
| Jamestown city..... | 22,892 | 4,415 | 5,645 | 5,595 | 22,223 | Assembly district 22..... | 48,796 | 2,238 | 10,655 | 10,471 | 47,155 |
| Johnstown city..... | 10,130 | 2,014 | 2,594 | 2,573 | 9,967 | Assembly district 23..... | 78,585 | 4,973 | 16,573 | 16,350 | 72,214 |
| Kingston city..... | 24,535 | 4,336 | 5,474 | 5,390 | 23,766 | Assembly district 24..... | 51,209 | 2,185 | 9,835 | 9,714 | 43,426 |
| Lancaster village..... | 3,750 | 763 | 836 | 822 | 3,635 | Assembly district 25..... | 36,800 | 3,434 | 7,729 | 7,147 | 23,726 |
| Lansingburg village..... | 12,595 | 2,178 | 3,096 | 3,077 | 12,444 | Assembly district 26..... | 56,882 | 1,759 | 11,742 | 11,652 | 53,235 |
| Leroy village..... | 3,144 | 766 | 785 | 777 | 3,057 | Assembly district 27..... | 36,984 | 3,511 | 6,434 | 5,856 | 27,752 |
| Lestershire village..... | 3,111 | 598 | 729 | 706 | 2,882 | Assembly district 28..... | 46,123 | 1,753 | 10,393 | 10,336 | 45,671 |
| Little Falls city..... | 10,381 | 1,987 | 2,330 | 2,295 | 10,077 | Assembly district 29..... | 51,674 | 4,857 | 9,959 | 9,756 | 45,086 |
| Lockport city..... | 16,581 | 3,717 | 3,908 | 3,839 | 16,015 | Assembly district 30..... | 58,728 | 1,883 | 13,208 | 13,128 | 56,738 |
| Lyons village..... | 4,300 | 1,111 | 1,111 | 1,094 | 4,187 | Assembly district 31..... | 78,013 | 4,566 | 17,389 | 17,193 | 76,020 |
| Malone village..... | 5,935 | 1,218 | 1,322 | 1,306 | 5,671 | Assembly district 32..... | 80,379 | 2,814 | 16,560 | 16,422 | 75,293 |
| Matteawan village..... | 5,807 | 1,057 | 1,209 | 1,190 | 4,891 | Assembly district 33..... | 58,112 | 2,472 | 11,903 | 11,797 | 55,245 |
| Mechanicsville village..... | 4,695 | 779 | 1,040 | 1,012 | 4,456 | Assembly district 34 (part of)..... | 33,296 | 2,150 | 8,319 | 8,178 | 36,660 |
| Medina village..... | 4,716 | 1,086 | 1,118 | 1,108 | 4,593 | Queens borough..... | 152,999 | 24,221 | 32,121 | 31,340 | 146,831 |
| Middletown city..... | 14,522 | 2,592 | 3,267 | 3,180 | 12,395 | Ward 1..... | 48,272 | 6,206 | 10,219 | 10,111 | 47,281 |
| Mt. Vernon city..... | 21,228 | 3,555 | 4,404 | 4,330 | 20,084 | Ward 2..... | 40,903 | 6,702 | 8,547 | 8,367 | 39,681 |
| Newark village..... | 4,578 | 1,024 | 1,130 | 1,112 | 4,024 | Ward 3..... | 25,870 | 4,556 | 5,403 | 5,254 | 24,172 |
| Newburg city..... | 24,943 | 4,121 | 5,900 | 5,836 | 24,168 | Ward 4..... | 30,761 | 5,645 | 6,562 | 6,408 | 29,773 |
| New Rochelle city..... | 14,720 | 2,405 | 2,999 | 2,926 | 13,935 | Ward 5..... | 7,193 | 1,212 | 1,390 | 1,200 | 5,924 |
| New York city..... | 3,437,202 | 249,991 | 735,621 | 722,670 | 3,259,329 | Richmond borough..... | 67,021 | 11,251 | 13,726 | 13,350 | 61,153 |
| Bronx borough..... | 200,507 | 19,944 | 42,266 | 41,735 | 190,763 | Ward 1..... | 21,441 | 3,258 | 4,241 | 4,160 | 18,817 |
| Assembly district 34 (part of)..... | 53,027 | 8,211 | 11,786 | 11,658 | 51,457 | Ward 2..... | 13,200 | 2,098 | 2,855 | 2,782 | 12,418 |
| Assembly district 35..... | 122,395 | 18,026 | 26,035 | 25,759 | 118,840 | Ward 3..... | 18,701 | 2,501 | 2,905 | 2,847 | 13,251 |
| Annexed district..... | 25,085 | 8,707 | 4,445 | 4,318 | 20,466 | Ward 4..... | 9,616 | 1,706 | 1,962 | 1,858 | 8,446 |
| Brooklyn borough..... | 1,166,582 | 113,972 | 255,821 | 252,519 | 1,125,830 | Ward 5..... | 9,163 | 1,688 | 1,763 | 1,703 | 7,221 |
| Ward 1..... | 20,327 | 1,939 | 3,804 | 3,607 | 17,121 | Niagara Falls city..... | 19,457 | 3,705 | 3,996 | 3,849 | 18,033 |
| Ward 2..... | 8,565 | 591 | 1,902 | 1,835 | 7,898 | North Tarrytown village..... | 4,241 | 696 | 956 | 939 | 4,101 |
| Ward 3..... | 17,949 | 1,915 | 3,938 | 3,817 | 16,624 | North Tonawanda city..... | 9,069 | 1,802 | 1,929 | 1,883 | 8,751 |
| Ward 4..... | 12,568 | 1,109 | 2,538 | 2,455 | 10,663 | Norwich village..... | 5,766 | 1,462 | 1,602 | 1,566 | 5,507 |
| Ward 5..... | 18,862 | 1,419 | 4,092 | 4,047 | 17,597 | Nyack village..... | 4,276 | 383 | 1,031 | 1,007 | 4,133 |
| Ward 6..... | 42,485 | 3,213 | 9,046 | 8,852 | 40,355 | Ogdensburg city..... | 12,633 | 2,783 | 2,894 | 2,872 | 12,192 |
| Ward 7..... | 40,471 | 4,637 | 8,823 | 8,727 | 39,309 | Olean city..... | 9,462 | 1,934 | 2,176 | 2,130 | 9,012 |
| Ward 8..... | 52,414 | 5,315 | 11,696 | 11,573 | 51,823 | Oneida village..... | 6,364 | 1,466 | 1,609 | 1,574 | 6,077 |
| Ward 9..... | 42,876 | 4,250 | 9,394 | 9,304 | 41,665 | Oneonta village..... | 7,147 | 1,650 | 1,856 | 1,809 | 6,758 |
| Ward 10..... | 39,100 | 3,335 | 8,832 | 8,752 | 38,575 | Ossining village..... | 7,939 | 1,224 | 1,567 | 1,523 | 6,423 |
| Ward 11..... | 22,608 | 2,338 | 5,038 | 4,935 | 21,246 | Oswego city..... | 22,199 | 4,808 | 5,055 | 4,981 | 21,563 |
| Ward 12..... | 30,354 | 2,490 | 6,629 | 6,541 | 29,736 | Oswego Falls village..... | 2,925 | 601 | 677 | 672 | 2,862 |
| Ward 13..... | 24,029 | 2,386 | 5,208 | 5,110 | 22,657 | Owego village..... | 5,039 | 1,240 | 1,420 | 1,405 | 4,878 |
| Ward 14..... | 31,483 | 1,953 | 6,607 | 6,553 | 31,173 | Patchogue village..... | 2,926 | 711 | 737 | 709 | 2,776 |
| Ward 15..... | 30,269 | 2,653 | 7,152 | 7,115 | 30,084 | Peekskill village..... | 10,365 | 1,816 | 2,321 | 2,284 | 9,656 |
| Ward 16..... | 56,550 | 2,939 | 12,740 | 12,630 | 55,506 | Penn Yan village..... | 4,650 | 1,201 | 1,294 | 1,273 | 4,507 |
| Ward 17..... | 57,309 | 4,230 | 12,636 | 12,530 | 56,523 | Perry village..... | 2,763 | 663 | 682 | 674 | 2,505 |
| Ward 18..... | 25,133 | 1,624 | 5,337 | 5,305 | 24,734 | Plattsburg village..... | 8,434 | 1,578 | 1,714 | 1,664 | 7,660 |
| Ward 19..... | 37,645 | 3,477 | 8,549 | 8,459 | 36,959 | Port Chester village..... | 7,440 | 1,228 | 1,661 | 1,630 | 7,285 |
| Ward 20..... | 25,446 | 3,128 | 5,457 | 5,357 | 24,430 | Port Jervis village..... | 9,385 | 1,993 | 2,301 | 2,252 | 8,928 |
| Ward 21..... | 53,957 | 5,299 | 13,909 | 13,855 | 53,071 | Potsdam village..... | 3,843 | 887 | 929 | 924 | 3,800 |
| Ward 22..... | 66,575 | 7,136 | 14,733 | 14,632 | 65,660 | Poughkeepsie city..... | 24,029 | 4,010 | 5,766 | 5,682 | 23,232 |
| Ward 23..... | 61,813 | 8,348 | 13,664 | 13,520 | 60,079 | Rensselaer city..... | 7,466 | 1,315 | 1,676 | 1,656 | 7,199 |
| Ward 24..... | 31,767 | 3,790 | 6,283 | 6,225 | 23,429 | Rochester city..... | 162,608 | 29,531 | 34,402 | 33,964 | 154,716 |
| Ward 25..... | 48,328 | 5,687 | 11,293 | 11,237 | 48,008 | Ward 1..... | 2,158 | 288 | 446 | 394 | 1,490 |
| Ward 26..... | 66,086 | 7,950 | 13,860 | 13,743 | 64,606 | Ward 2..... | 3,327 | 500 | 746 | 706 | 3,018 |
| Ward 27..... | 43,961 | 2,816 | 10,029 | 9,476 | 43,476 | Ward 3..... | 6,623 | 1,158 | 1,361 | 1,310 | 5,847 |
| Ward 28..... | 77,912 | 6,375 | 18,196 | 18,119 | 77,177 | Ward 4..... | 5,280 | 870 | 1,190 | 1,126 | 4,589 |
| | | | | | | Ward 5..... | 7,827 | 1,390 | 1,643 | 1,597 | 7,360 |

STATISTICS OF POPULATION.

TABLE 104.—POPULATION, DWELLINGS, AND FAMILIES, FOR PLACES HAVING 2,500 INHABITANTS OR MORE: 1900—Continued.

| CITIES, TOWNS, VILLAGES, AND BOROUGHS. | Total population. | Total dwellings. | Total families. | PRIVATE FAMILIES. | | CITIES, TOWNS, VILLAGES, AND BOROUGHS. | Total population. | Total dwellings. | Total families. | PRIVATE FAMILIES. | |
|--|-------------------|------------------|-----------------|-------------------|-------------|--|-------------------|------------------|-----------------|-------------------|-------------|
| | | | | Number. | Population. | | | | | Number. | Population. |
| New York—Continued. | | | | | | New York—Continued. | | | | | |
| Rochester city—Continued. | | | | | | Waterloo village | | | | | |
| Ward 6 | 7,529 | 1,372 | 1,704 | 1,662 | 6,996 | Waterlooville | 4,256 | 1,096 | 1,188 | 1,121 | 4,125 |
| Ward 7 | 6,833 | 1,027 | 1,417 | 1,390 | 6,486 | Watertown city | 21,696 | 4,520 | 5,112 | 5,029 | 20,638 |
| Ward 8 | 12,882 | 2,214 | 2,650 | 2,644 | 12,852 | Watervliet city | 14,321 | 2,473 | 3,360 | 3,323 | 14,069 |
| Ward 9 | 5,596 | 1,057 | 1,225 | 1,213 | 5,404 | Watkins village | 2,943 | 767 | 785 | 771 | 2,747 |
| Ward 10 | 8,380 | 1,675 | 1,665 | 1,655 | 7,422 | Waverly village | 4,465 | 1,075 | 1,185 | 1,172 | 4,340 |
| Ward 11 | 10,718 | 2,047 | 2,406 | 2,377 | 10,081 | Wellsville village | 3,556 | 881 | 915 | 902 | 3,437 |
| Ward 12 | 11,263 | 2,203 | 2,495 | 2,475 | 10,907 | Whitehall village | 4,377 | 951 | 1,046 | 1,033 | 4,285 |
| Ward 13 | 4,926 | 998 | 1,219 | 1,215 | 4,896 | White Plains village | 7,399 | 1,323 | 1,509 | 1,452 | 6,619 |
| Ward 14 | 9,221 | 1,632 | 1,738 | 1,728 | 7,943 | Yonkers city | 47,931 | 5,349 | 9,629 | 9,480 | 46,166 |
| Ward 15 | 6,759 | 1,296 | 1,420 | 1,418 | 6,749 | North Carolina: | | | | | |
| Ward 16 | 7,745 | 1,408 | 1,718 | 1,716 | 7,649 | Asheville city | 14,694 | 2,400 | 3,394 | 3,311 | 13,367 |
| Ward 17 | 16,640 | 2,804 | 3,157 | 3,148 | 16,392 | Burlington town | 8,692 | 695 | 695 | 687 | 3,604 |
| Ward 18 | 9,888 | 1,925 | 2,125 | 2,115 | 9,795 | Charlotte city | 18,091 | 3,511 | 3,915 | 3,791 | 17,017 |
| Ward 19 | 11,431 | 2,363 | 2,484 | 2,479 | 11,282 | Concord city | 7,910 | 1,380 | 1,380 | 1,368 | 7,528 |
| Ward 20 | 7,582 | 1,404 | 1,593 | 1,591 | 7,558 | Durham city | 6,679 | 1,156 | 1,394 | 1,300 | 6,417 |
| Rome city | 15,843 | 3,071 | 3,480 | 3,429 | 14,022 | Edenton town | 3,046 | 610 | 687 | 677 | 2,969 |
| Salamanca village | 4,251 | 939 | 985 | 957 | 4,060 | Elizabeth city town | 6,848 | 1,299 | 1,382 | 1,367 | 6,244 |
| Sandy Hill village | 4,478 | 903 | 1,049 | 1,084 | 4,355 | Fayetteville town | 4,670 | 938 | 1,022 | 1,009 | 4,523 |
| Saranac Lake village | 2,694 | 430 | 546 | 516 | 2,218 | Gastonia town | 4,610 | 776 | 808 | 795 | 4,601 |
| Saratoga Springs village | 12,409 | 2,486 | 3,148 | 3,047 | 11,649 | Goldboro city | 5,877 | 1,397 | 1,417 | 1,392 | 5,725 |
| Saugerties village | 3,697 | 809 | 864 | 841 | 3,556 | Greensboro city | 10,035 | 1,886 | 2,054 | 1,993 | 9,454 |
| Schenectady city | 31,682 | 4,511 | 6,722 | 6,514 | 29,562 | Greenville town | 2,565 | 560 | 614 | 606 | 2,481 |
| Seneca Falls village | 6,619 | 1,489 | 1,566 | 1,533 | 6,308 | Henderson town | 3,746 | 687 | 785 | 774 | 3,678 |
| Solvay village | 3,493 | 639 | 735 | 724 | 3,395 | Hickory town | 2,535 | 545 | 564 | 558 | 2,489 |
| Syracuse city | 108,374 | 19,081 | 25,347 | 24,928 | 103,426 | High Point village | 4,163 | 850 | 862 | 839 | 3,982 |
| Ward 1 | 5,255 | 1,059 | 1,211 | 1,200 | 5,183 | Kinston town | 4,106 | 792 | 900 | 882 | 3,980 |
| Ward 2 | 6,190 | 1,040 | 1,330 | 1,322 | 6,087 | Mt. Airy town | 2,680 | 524 | 551 | 544 | 2,637 |
| Ward 3 | 6,771 | 1,095 | 1,485 | 1,478 | 6,516 | Newbern city | 9,090 | 1,932 | 2,346 | 2,321 | 8,930 |
| Ward 4 | 5,254 | 942 | 1,167 | 1,166 | 5,248 | Raleigh city | 13,643 | 2,667 | 2,916 | 2,861 | 12,360 |
| Ward 5 | 6,664 | 1,274 | 1,581 | 1,521 | 6,614 | Reidsville town | 3,262 | 583 | 643 | 636 | 3,200 |
| Ward 6 | 4,904 | 806 | 1,207 | 1,186 | 4,623 | Rocky Mount town | 2,937 | 631 | 634 | 660 | 2,767 |
| Ward 7 | 4,038 | 633 | 859 | 852 | 3,922 | Salem city | 3,642 | 660 | 752 | 748 | 3,587 |
| Ward 8 | 4,701 | 709 | 1,045 | 996 | 4,165 | Salisbury city | 6,277 | 1,259 | 1,327 | 1,304 | 6,077 |
| Ward 9 | 3,925 | 712 | 824 | 812 | 3,826 | Statesville city | 3,141 | 607 | 621 | 609 | 3,043 |
| Ward 10 | 6,963 | 1,222 | 1,443 | 1,435 | 6,276 | Washington town | 4,842 | 1,110 | 1,181 | 1,167 | 4,754 |
| Ward 11 | 5,761 | 946 | 1,392 | 1,365 | 5,480 | Wilmington city | 20,976 | 4,503 | 5,122 | 5,095 | 20,381 |
| Ward 12 | 6,999 | 1,314 | 1,769 | 1,750 | 6,349 | Wilson town | 3,625 | 773 | 818 | 797 | 3,351 |
| Ward 13 | 6,430 | 1,270 | 1,570 | 1,566 | 6,331 | Winston city | 10,008 | 1,990 | 2,224 | 2,171 | 9,638 |
| Ward 14 | 6,484 | 947 | 1,693 | 1,590 | 5,232 | North Dakota: | | | | | |
| Ward 15 | 5,569 | 794 | 1,363 | 1,290 | 5,066 | Bismarck city | 3,319 | 583 | 624 | 573 | 2,579 |
| Ward 16 | 5,817 | 1,059 | 1,366 | 1,339 | 5,440 | Fargo city | 3,589 | 1,694 | 1,941 | 1,847 | 3,210 |
| Ward 17 | 4,668 | 935 | 1,145 | 1,133 | 4,604 | Grand Forks city | 7,652 | 1,321 | 1,647 | 1,483 | 6,770 |
| Ward 18 | 6,494 | 1,137 | 1,576 | 1,562 | 6,415 | Jamestown city | 2,533 | 600 | 617 | 598 | 2,533 |
| Ward 19 | 5,487 | 1,187 | 1,371 | 1,363 | 5,478 | Ohio: | | | | | |
| Tarrytown village | 4,770 | 748 | 880 | 850 | 3,940 | Ada village | 2,576 | 580 | 630 | 614 | 2,508 |
| Tonawanda village | 7,421 | 1,569 | 1,623 | 1,591 | 7,235 | Akron city | 42,728 | 8,649 | 9,746 | 9,605 | 41,296 |
| Troy city | 60,651 | 7,752 | 13,333 | 13,122 | 56,855 | Alliance city | 3,974 | 2,024 | 2,241 | 2,220 | 3,800 |
| Ward 1 | 3,527 | 454 | 791 | 784 | 3,331 | Ashland village | 4,087 | 1,042 | 1,121 | 1,112 | 4,031 |
| Ward 2 | 4,780 | 582 | 1,048 | 1,011 | 4,286 | Ashtabula city | 12,949 | 2,456 | 2,795 | 2,718 | 12,180 |
| Ward 3 | 2,120 | 304 | 423 | 378 | 1,419 | Athens village | 3,066 | 755 | 791 | 770 | 2,949 |
| Ward 4 | 4,536 | 614 | 1,033 | 990 | 3,823 | Barberton village | 4,354 | 780 | 902 | 868 | 3,922 |
| Ward 5 | 6,890 | 1,042 | 1,537 | 1,532 | 6,584 | Barnesville village | 3,721 | 852 | 982 | 979 | 3,697 |
| Ward 6 | 3,938 | 526 | 757 | 749 | 3,436 | Bellaire city | 9,912 | 1,967 | 2,154 | 2,124 | 9,701 |
| Ward 7 | 5,532 | 722 | 1,314 | 1,303 | 5,219 | Bellefontaine city | 6,649 | 1,578 | 1,621 | 1,606 | 6,557 |
| Ward 8 | 3,665 | 456 | 822 | 813 | 3,606 | Bellevue village | 4,101 | 1,018 | 1,064 | 1,043 | 3,961 |
| Ward 9 | 4,396 | 501 | 890 | 883 | 4,015 | Berea village | 2,510 | 531 | 555 | 549 | 2,301 |
| Ward 10 | 6,613 | 792 | 1,517 | 1,513 | 6,575 | Bowling Green town | 5,067 | 1,200 | 1,263 | 1,252 | 4,990 |
| Ward 11 | 3,923 | 434 | 857 | 852 | 3,394 | Bridgeport village | 3,963 | 794 | 831 | 820 | 3,338 |
| Ward 12 | 4,329 | 561 | 980 | 973 | 4,782 | Bryan village | 3,131 | 799 | 824 | 813 | 3,037 |
| Ward 13 | 5,352 | 764 | 1,364 | 1,351 | 5,764 | Bucyrus city | 6,560 | 1,497 | 1,630 | 1,602 | 6,410 |
| Utica city | 56,333 | 9,118 | 12,268 | 12,104 | 52,533 | Cambridge city | 8,241 | 1,774 | 1,890 | 1,867 | 7,996 |
| Ward 1 | 1,267 | 196 | 249 | 233 | 1,106 | Canal Dover village | 5,422 | 1,076 | 1,182 | 1,167 | 5,153 |
| Ward 2 | 4,748 | 626 | 998 | 975 | 4,567 | Canton city | 30,667 | 6,597 | 7,116 | 7,032 | 29,923 |
| Ward 3 | 3,179 | 504 | 744 | 730 | 2,887 | Carthage village | 2,559 | 504 | 552 | 541 | 2,485 |
| Ward 4 | 2,890 | 505 | 629 | 610 | 2,583 | Celina village | 2,315 | 612 | 665 | 658 | 2,744 |
| Ward 5 | 2,086 | 287 | 391 | 376 | 1,924 | Chillicothe city | 12,976 | 2,931 | 3,089 | 3,043 | 12,665 |
| Ward 6 | 2,455 | 398 | 585 | 524 | 2,900 | Cincinnati city | 325,902 | 40,634 | 74,536 | 73,519 | 312,255 |
| Ward 7 | 5,577 | 1,039 | 1,315 | 1,308 | 5,265 | Ward 1 | 12,179 | 2,327 | 2,772 | 2,759 | 11,996 |
| Ward 8 | 8,316 | 1,269 | 1,737 | 1,709 | 7,985 | Ward 2 | 15,995 | 2,569 | 3,557 | 3,516 | 15,308 |
| Ward 9 | 5,520 | 933 | 1,315 | 1,307 | 5,447 | Ward 3 | 8,469 | 624 | 2,035 | 2,027 | 8,373 |
| Ward 10 | 2,598 | 461 | 640 | 537 | 2,330 | Ward 4 | 13,067 | 1,649 | 2,376 | 2,360 | 12,724 |
| Ward 11 | 3,870 | 699 | 916 | 904 | 3,690 | Ward 5 | 6,476 | 631 | 1,469 | 1,398 | 5,496 |
| Ward 12 | 4,135 | 723 | 997 | 997 | 4,185 | Ward 6 | 6,362 | 640 | 1,537 | 1,509 | 5,377 |
| Ward 13 | 2,826 | 453 | 670 | 567 | 2,539 | Ward 7 | 8,611 | 696 | 2,303 | 2,275 | 8,403 |
| Ward 14 | 3,648 | 389 | 526 | 522 | 2,413 | Ward 8 | 3,763 | 397 | 926 | 880 | 3,214 |
| Ward 15 | 3,218 | 636 | 806 | 805 | 3,212 | Ward 9 | 6,486 | 767 | 1,570 | 1,440 | 5,186 |
| Walden village | 3,147 | 600 | 751 | 754 | 3,078 | Ward 10 | 10,090 | 886 | 2,544 | 2,507 | 9,524 |
| Walton village | 2,811 | 636 | 741 | 737 | 2,763 | Ward 11 | 12,505 | 1,180 | 2,984 | 2,969 | 12,333 |
| Wappingers Falls village | 3,504 | 737 | 836 | 822 | 3,418 | Ward 12 | 14,638 | 1,802 | 3,143 | 3,139 | 14,419 |
| Warsaw village | 3,048 | 754 | 756 | 734 | 2,868 | Ward 13 | 10,025 | 767 | 2,467 | 2,455 | 9,881 |
| Waterford village | 3,146 | 597 | 747 | 735 | 3,082 | Ward 14 | 9,131 | 1,011 | 2,089 | 2,077 | 9,034 |

DWELLINGS AND FAMILIES.

653

TABLE 104.—POPULATION, DWELLINGS, AND FAMILIES, FOR PLACES HAVING 2,500 INHABITANTS OR MORE: 1900—Continued.

| CITIES, TOWNS, VILLAGES, AND BOROUGHS. | Total population. | Total dwellings. | Total families. | PRIVATE FAMILIES. | | CITIES, TOWNS, VILLAGES, AND BOROUGHS. | Total population. | Total dwellings. | Total families. | PRIVATE FAMILIES. | |
|--|-------------------|------------------|-----------------|-------------------|-------------|--|-------------------|------------------|-----------------|-------------------|-------------|
| | | | | Number. | Population. | | | | | Number. | Population. |
| Ohio—Continued. | | | | | | Ohio—Continued. | | | | | |
| Cincinnati city—Continued. | | | | | | Columbus city—Continued. | | | | | |
| Ward 15..... | 9,414 | 1,063 | 2,294 | 2,285 | 9,368 | Ward 15..... | 7,150 | 1,023 | 1,211 | 1,176 | 5,053 |
| Ward 16..... | 9,679 | 1,158 | 2,519 | 2,492 | 9,492 | Ward 16..... | 6,442 | 1,311 | 1,500 | 1,482 | 6,174 |
| Ward 17..... | 10,167 | 1,816 | 2,334 | 2,289 | 9,785 | Ward 17..... | 6,302 | 1,357 | 1,539 | 1,521 | 6,160 |
| Ward 18..... | 6,956 | 737 | 1,886 | 1,741 | 5,688 | Ward 18..... | 6,194 | 1,366 | 1,464 | 1,459 | 6,156 |
| Ward 19..... | 7,783 | 765 | 1,854 | 1,814 | 7,320 | Ward 19..... | 7,546 | 1,549 | 1,704 | 1,671 | 7,343 |
| Ward 20..... | 9,086 | 1,001 | 2,066 | 2,040 | 8,870 | Conneaut village..... | 7,183 | 1,490 | 1,666 | 1,611 | 6,555 |
| Ward 21..... | 9,139 | 1,001 | 2,082 | 2,052 | 8,997 | Coshocton village..... | 6,473 | 1,311 | 1,435 | 1,405 | 6,166 |
| Ward 22..... | 11,731 | 1,236 | 2,665 | 2,646 | 11,103 | Crestline village..... | 3,282 | 736 | 812 | 804 | 3,212 |
| Ward 23..... | 15,041 | 1,504 | 3,417 | 3,388 | 14,707 | Cuyahoga Falls village..... | 3,186 | 742 | 800 | 789 | 3,062 |
| Ward 24..... | 12,557 | 1,355 | 2,596 | 2,558 | 11,369 | Dayton city..... | 85,333 | 17,987 | 19,617 | 19,384 | 82,539 |
| Ward 25..... | 14,036 | 2,422 | 3,057 | 3,041 | 13,600 | Ward 1..... | 5,495 | 1,039 | 1,197 | 1,147 | 4,914 |
| Ward 26..... | 14,094 | 2,375 | 3,029 | 3,006 | 13,809 | Ward 2..... | 5,799 | 1,108 | 1,269 | 1,222 | 5,255 |
| Ward 27..... | 8,736 | 1,166 | 1,962 | 1,953 | 8,451 | Ward 3..... | 10,018 | 2,088 | 2,188 | 2,164 | 9,852 |
| Ward 28..... | 11,962 | 1,650 | 2,693 | 2,680 | 11,593 | Ward 4..... | 7,773 | 1,739 | 1,806 | 1,807 | 7,753 |
| Ward 29..... | 13,088 | 2,127 | 2,806 | 2,790 | 12,724 | Ward 5..... | 8,279 | 1,884 | 2,096 | 2,078 | 8,155 |
| Ward 30..... | 14,369 | 2,186 | 2,891 | 2,883 | 14,018 | Ward 6..... | 8,994 | 1,845 | 2,049 | 2,028 | 8,512 |
| Ward 31..... | 10,267 | 1,636 | 2,055 | 2,040 | 10,018 | Ward 7..... | 10,982 | 2,295 | 2,570 | 2,542 | 10,609 |
| Ward 32..... | 11,962 | 1,650 | 2,693 | 2,680 | 11,593 | Ward 8..... | 13,862 | 2,892 | 3,053 | 3,034 | 13,542 |
| Ward 33..... | 13,088 | 2,127 | 2,806 | 2,790 | 12,724 | Ward 9..... | 7,444 | 1,656 | 1,793 | 1,785 | 7,393 |
| Ward 34..... | 14,369 | 2,186 | 2,891 | 2,883 | 14,018 | Ward 10..... | 6,687 | 1,491 | 1,596 | 1,581 | 6,554 |
| Ward 35..... | 10,267 | 1,636 | 2,055 | 2,040 | 10,018 | Defiance city..... | 7,579 | 1,712 | 1,794 | 1,777 | 7,407 |
| Circleville village..... | 6,991 | 1,689 | 1,819 | 1,803 | 6,908 | Delaware city..... | 7,940 | 1,779 | 1,938 | 1,910 | 7,543 |
| Cleveland city..... | 381,768 | 68,205 | 81,519 | 80,014 | 361,852 | Delphos city..... | 4,517 | 1,013 | 1,041 | 1,021 | 4,405 |
| Ward 1..... | 7,716 | 784 | 1,630 | 1,485 | 6,525 | Dennison village..... | 3,763 | 339 | 371 | 350 | 3,610 |
| Ward 2..... | 2,833 | 284 | 568 | 449 | 1,218 | East Cleveland village..... | 2,757 | 628 | 645 | 644 | 2,750 |
| Ward 3..... | 2,029 | 245 | 315 | 223 | 916 | East Liverpool city..... | 16,485 | 3,283 | 3,490 | 3,423 | 15,922 |
| Ward 4..... | 5,096 | 731 | 1,261 | 1,073 | 3,521 | Eaton village..... | 3,155 | 860 | 909 | 903 | 3,109 |
| Ward 5..... | 6,211 | 914 | 1,389 | 1,345 | 5,500 | Elmwood Place village..... | 2,532 | 490 | 572 | 564 | 2,468 |
| Ward 6..... | 5,824 | 963 | 1,273 | 1,239 | 5,463 | Elyria city..... | 8,791 | 1,866 | 2,037 | 2,073 | 8,636 |
| Ward 7..... | 9,305 | 1,474 | 2,080 | 2,049 | 8,962 | Findlay city..... | 17,613 | 4,024 | 4,317 | 4,256 | 17,144 |
| Ward 8..... | 6,315 | 1,062 | 1,454 | 1,412 | 6,441 | Fostoria city..... | 7,780 | 1,878 | 1,948 | 1,916 | 7,523 |
| Ward 9..... | 13,320 | 1,877 | 2,596 | 2,474 | 11,898 | Franklin village..... | 2,724 | 638 | 721 | 715 | 2,663 |
| Ward 10..... | 4,501 | 681 | 1,070 | 962 | 3,453 | Fremont city..... | 8,439 | 1,871 | 2,063 | 2,029 | 8,150 |
| Ward 11..... | 3,635 | 569 | 815 | 778 | 3,192 | Galion city..... | 7,282 | 1,689 | 1,803 | 1,779 | 7,117 |
| Ward 12..... | 5,075 | 846 | 1,103 | 1,086 | 4,415 | Gallipolis city..... | 5,432 | 1,152 | 1,229 | 1,207 | 4,753 |
| Ward 13..... | 6,393 | 1,088 | 1,396 | 1,385 | 6,030 | Girard village..... | 2,630 | 515 | 538 | 522 | 2,559 |
| Ward 14..... | 4,583 | 836 | 1,010 | 990 | 4,305 | Glennville village..... | 5,588 | 1,215 | 1,291 | 1,260 | 5,475 |
| Ward 15..... | 7,623 | 1,199 | 1,711 | 1,706 | 7,530 | Greenfield village..... | 3,979 | 926 | 962 | 955 | 3,941 |
| Ward 16..... | 7,728 | 825 | 1,497 | 1,462 | 7,399 | Greenville city..... | 5,501 | 1,278 | 1,352 | 1,335 | 5,310 |
| Ward 17..... | 10,202 | 1,495 | 2,123 | 2,107 | 9,519 | Hamilton city..... | 23,914 | 4,759 | 5,291 | 5,195 | 23,018 |
| Ward 18..... | 19,823 | 3,461 | 4,379 | 4,351 | 19,471 | Hicksville village..... | 2,520 | 635 | 660 | 649 | 2,437 |
| Ward 19..... | 23,947 | 4,588 | 5,371 | 5,333 | 23,675 | Hillsboro village..... | 4,535 | 1,055 | 1,110 | 1,099 | 4,410 |
| Ward 20..... | 10,477 | 1,904 | 2,346 | 2,320 | 10,292 | Ironton city..... | 11,868 | 2,417 | 2,580 | 2,559 | 11,553 |
| Ward 21..... | 16,215 | 3,070 | 3,675 | 3,636 | 15,888 | Jackson city..... | 4,672 | 1,035 | 1,098 | 1,092 | 4,618 |
| Ward 22..... | 11,694 | 2,029 | 2,459 | 2,433 | 10,821 | Kent village..... | 4,541 | 1,052 | 1,128 | 1,101 | 4,350 |
| Ward 23..... | 11,779 | 1,813 | 2,450 | 2,429 | 11,607 | Kenton city..... | 6,852 | 1,637 | 1,743 | 1,720 | 6,673 |
| Ward 24..... | 16,633 | 2,562 | 3,472 | 3,465 | 16,388 | Lakewood hamlet..... | 3,355 | 710 | 735 | 732 | 3,311 |
| Ward 25..... | 19,339 | 3,137 | 3,838 | 3,825 | 19,244 | Lancaster city..... | 8,991 | 1,960 | 2,109 | 2,087 | 8,737 |
| Ward 26..... | 8,123 | 1,402 | 1,550 | 1,529 | 7,914 | Lebanon village..... | 2,867 | 730 | 780 | 757 | 2,716 |
| Ward 27..... | 16,709 | 2,666 | 3,081 | 3,071 | 15,349 | Leetonia village..... | 2,744 | 612 | 612 | 603 | 2,656 |
| Ward 28..... | 4,018 | 583 | 784 | 751 | 3,651 | Lima city..... | 21,723 | 4,695 | 5,080 | 5,007 | 21,112 |
| Ward 29..... | 4,978 | 742 | 1,082 | 1,053 | 4,638 | Lisbon village..... | 3,330 | 781 | 809 | 780 | 3,126 |
| Ward 30..... | 4,210 | 717 | 902 | 892 | 4,105 | Lockland village..... | 2,695 | 693 | 657 | 647 | 2,650 |
| Ward 31..... | 3,963 | 795 | 912 | 909 | 3,948 | Logan village..... | 3,480 | 797 | 838 | 826 | 3,421 |
| Ward 32..... | 5,545 | 1,053 | 1,243 | 1,236 | 5,507 | London village..... | 3,511 | 834 | 881 | 871 | 3,426 |
| Ward 33..... | 5,318 | 959 | 1,236 | 1,214 | 5,065 | Lorain city..... | 16,028 | 2,636 | 3,170 | 3,031 | 14,508 |
| Ward 34..... | 6,076 | 962 | 1,286 | 1,257 | 5,852 | Madisonville village..... | 3,140 | 674 | 722 | 719 | 3,123 |
| Ward 35..... | 6,899 | 1,134 | 1,531 | 1,526 | 6,605 | Mansfield city..... | 17,640 | 3,780 | 4,276 | 4,239 | 17,113 |
| Ward 36..... | 9,000 | 1,673 | 2,019 | 2,012 | 8,961 | Marietta city..... | 13,848 | 2,761 | 3,101 | 3,052 | 12,845 |
| Ward 37..... | 12,341 | 1,950 | 2,616 | 2,597 | 12,152 | Marion city..... | 11,862 | 2,638 | 2,808 | 2,780 | 11,564 |
| Ward 38..... | 10,664 | 1,720 | 2,210 | 2,195 | 9,797 | Martins Ferry city..... | 7,760 | 1,584 | 1,670 | 1,642 | 7,527 |
| Ward 39..... | 13,559 | 2,344 | 2,945 | 2,936 | 13,483 | Marysville village..... | 3,043 | 782 | 818 | 793 | 2,944 |
| Ward 40..... | 12,796 | 2,333 | 2,729 | 2,721 | 12,747 | Massillon city..... | 11,944 | 2,612 | 2,748 | 2,719 | 11,606 |
| Ward 41..... | 10,307 | 2,042 | 2,266 | 2,252 | 10,036 | Miamisburg city..... | 3,941 | 848 | 925 | 915 | 3,823 |
| Ward 42..... | 8,456 | 1,653 | 1,846 | 1,841 | 8,369 | Middleport village..... | 2,799 | 667 | 745 | 739 | 2,761 |
| Clyde village..... | 2,515 | 705 | 744 | 739 | 2,469 | Middletown city..... | 9,215 | 1,990 | 2,116 | 2,092 | 8,982 |
| Collinwood village..... | 3,639 | 829 | 863 | 850 | 3,541 | Mingo Junction village..... | 2,354 | 487 | 514 | 464 | 2,326 |
| Columbus city..... | 125,560 | 24,219 | 27,582 | 27,013 | 113,456 | Mt. Vernon city..... | 6,638 | 1,538 | 1,645 | 1,629 | 6,464 |
| Ward 1..... | 4,537 | 869 | 923 | 906 | 4,376 | Napoleon village..... | 3,639 | 876 | 905 | 889 | 3,549 |
| Ward 2..... | 5,670 | 1,148 | 1,315 | 1,291 | 5,485 | Nelsonville village..... | 5,421 | 1,126 | 1,209 | 1,194 | 5,118 |
| Ward 3..... | 7,741 | 1,648 | 1,816 | 1,808 | 7,695 | Newark city..... | 18,157 | 3,974 | 4,249 | 4,156 | 17,390 |
| Ward 4..... | 10,548 | 2,200 | 2,415 | 2,404 | 10,318 | Newburg hamlet..... | 5,909 | 1,119 | 1,183 | 1,179 | 5,760 |
| Ward 5..... | 4,662 | 822 | 1,233 | 1,140 | 3,931 | New Comerstown village..... | 2,659 | 689 | 617 | 609 | 2,584 |
| Ward 6..... | 5,422 | 844 | 1,128 | 1,075 | 4,234 | New Philadelphia city..... | 6,213 | 1,433 | 1,555 | 1,536 | 6,054 |
| Ward 7..... | 8,750 | 1,816 | 1,906 | 1,897 | 8,050 | Niles city..... | 7,468 | 1,472 | 1,538 | 1,510 | 7,152 |
| Ward 8..... | 4,868 | 978 | 1,081 | 1,071 | 4,579 | North Baltimore village..... | 3,561 | 849 | 882 | 865 | 3,494 |
| Ward 9..... | 7,969 | 1,580 | 1,685 | 1,665 | 7,220 | Norwalk city..... | 7,074 | 1,793 | 1,847 | 1,829 | 6,921 |
| Ward 10..... | 7,514 | 1,517 | 1,657 | 1,650 | 7,171 | Norwood village..... | 6,480 | 1,236 | 1,338 | 1,337 | 6,408 |
| Ward 11..... | 4,726 | 828 | 1,140 | 1,052 | 3,978 | Oberlin village..... | 4,082 | 910 | 1,000 | 970 | 3,777 |
| Ward 12..... | 2,830 | 447 | 700 | 595 | 2,085 | Painesville village..... | 5,024 | 1,182 | 1,222 | 1,203 | 4,823 |
| Ward 13..... | 7,159 | 1,430 | 1,591 | 1,581 | 6,790 | | | | | | |
| Ward 14..... | 9,530 | 1,486 | 1,674 | 1,562 | 6,658 | | | | | | |

STATISTICS OF POPULATION.

TABLE 104.—POPULATION, DWELLINGS, AND FAMILIES, FOR PLACES HAVING 2,500 INHABITANTS OR MORE:
1900—Continued.

| CITIES, TOWNS, VILLAGES, AND BOROUGHS. | Total population. | Total dwellings. | Total families. | PRIVATE FAMILIES. | | CITIES, TOWNS, VILLAGES, AND BOROUGHS. | Total population. | Total dwellings. | Total families. | PRIVATE FAMILIES. | |
|--|-------------------|------------------|-----------------|-------------------|-------------|--|-------------------|------------------|-----------------|-------------------|-------------|
| | | | | Number. | Population. | | | | | Number. | Population. |
| Ohio—Continued. | | | | | | | | | | | |
| Piqua city | 12,172 | 2,733 | 2,968 | 2,931 | 11,902 | Pennsylvania: | | | | | |
| Pomeroy city | 4,639 | 945 | 1,047 | 1,037 | 4,541 | Allegheny city | | | | | |
| Portsmouth city | 17,870 | 3,636 | 3,952 | 3,883 | 17,222 | 129,896 | 20,321 | 26,558 | 26,148 | 124,841 | |
| Ravenna village | 4,003 | 1,056 | 1,077 | 1,064 | 3,910 | 7,019 | 1,193 | 1,486 | 1,358 | 6,429 | |
| Reading village | 3,076 | 602 | 647 | 635 | 2,991 | 18,726 | 3,335 | 4,124 | 4,070 | 18,150 | |
| St. Bernard village | 3,334 | 490 | 669 | 660 | 3,291 | 15,941 | 2,369 | 3,659 | 3,620 | 15,566 | |
| St. Marys village | 5,859 | 1,198 | 1,245 | 1,220 | 5,175 | 11,172 | 1,558 | 2,294 | 2,182 | 9,814 | |
| Salem city | 7,582 | 1,821 | 1,907 | 1,876 | 7,392 | 10,967 | 1,862 | 2,294 | 2,212 | 10,767 | |
| Sandusky city | 19,664 | 4,146 | 4,480 | 4,421 | 19,069 | 2,407 | 2,407 | 2,203 | 2,875 | 13,564 | |
| Shawnee village | 2,966 | 582 | 615 | 609 | 2,905 | 7,375 | 982 | 1,549 | 1,547 | 7,367 | |
| Shelby village | 4,685 | 1,059 | 1,139 | 1,127 | 4,604 | 3,379 | 387 | 591 | 579 | 3,279 | |
| Sidney city | 5,688 | 1,340 | 1,411 | 1,394 | 5,538 | 6,070 | 642 | 788 | 766 | 4,959 | |
| Springfield city | 33,253 | 7,946 | 8,789 | 8,657 | 36,659 | 9,652 | 1,734 | 1,982 | 1,972 | 9,501 | |
| Steubenville city | 14,349 | 2,921 | 3,118 | 3,060 | 13,815 | 11,074 | 1,737 | 2,055 | 2,035 | 10,759 | |
| Tiffin city | 10,939 | 2,581 | 2,722 | 2,692 | 10,730 | 6,906 | 1,091 | 1,453 | 1,449 | 6,889 | |
| Toledo city | 131,822 | 26,632 | 28,923 | 28,919 | 124,535 | 6,698 | 818 | 1,254 | 1,249 | 6,173 | |
| Ward 1 | 8,005 | 1,761 | 1,810 | 1,787 | 7,359 | 1,185 | 176 | 236 | 234 | 1,124 | |
| Ward 2 | 12,203 | 2,288 | 2,436 | 2,433 | 12,190 | Allentown city | 35,416 | 7,558 | 7,930 | 7,827 | 34,211 |
| Ward 3 | 4,807 | 1,014 | 1,113 | 1,101 | 4,715 | Altoona city | 33,973 | 7,943 | 8,179 | 8,043 | 37,633 |
| Ward 4 | 6,443 | 1,190 | 1,556 | 1,466 | 5,735 | Apollo borough | 2,924 | 657 | 682 | 674 | 2,351 |
| Ward 5 | 8,735 | 1,749 | 1,935 | 1,897 | 8,274 | Archbald borough | 5,365 | 876 | 922 | 878 | 4,963 |
| Ward 6 | 9,200 | 1,972 | 2,034 | 2,026 | 9,083 | Ashland borough | 6,438 | 1,366 | 1,375 | 1,361 | 6,321 |
| Ward 7 | 8,438 | 1,760 | 1,843 | 1,830 | 8,102 | Ashley borough | 4,046 | 795 | 808 | 796 | 3,942 |
| Ward 8 | 13,260 | 2,807 | 2,937 | 2,927 | 13,200 | Athens borough | 3,749 | 929 | 970 | 959 | 3,643 |
| Ward 9 | 8,655 | 1,890 | 2,142 | 2,110 | 8,520 | Avoca borough | 3,487 | 613 | 660 | 650 | 3,420 |
| Ward 10 | 10,233 | 2,262 | 2,319 | 2,299 | 10,090 | Bangor borough | 4,106 | 984 | 960 | 940 | 3,991 |
| Ward 11 | 6,331 | 943 | 1,254 | 1,015 | 3,961 | Beaver Falls borough | 10,054 | 2,176 | 2,231 | 2,192 | 9,752 |
| Ward 12 | 3,198 | 1,719 | 1,903 | 1,830 | 7,809 | Bellefonte borough | 4,216 | 845 | 903 | 886 | 4,033 |
| Ward 13 | 7,316 | 1,543 | 1,704 | 1,673 | 7,035 | Bellevue borough | 3,418 | 660 | 697 | 636 | 3,313 |
| Ward 14 | 8,802 | 1,937 | 2,007 | 2,002 | 8,782 | Berwick borough (Columbia county) | 3,316 | 864 | 883 | 873 | 3,307 |
| Ward 15 | 11,191 | 1,797 | 1,930 | 1,923 | 9,155 | Bethlehem borough | 7,233 | 1,650 | 1,797 | 1,751 | 6,779 |
| Toronto village | 3,526 | 733 | 780 | 773 | 3,464 | Blairsville borough | 3,386 | 759 | 773 | 767 | 3,286 |
| Troy city | 5,881 | 1,440 | 1,590 | 1,572 | 5,738 | Blakely borough | 3,915 | 805 | 866 | 858 | 3,852 |
| Uhrichville city | 4,682 | 1,094 | 1,122 | 1,110 | 4,512 | Bloomsburg town | 6,170 | 1,298 | 1,341 | 1,324 | 5,709 |
| Upper Sandusky village | 3,355 | 364 | 368 | 350 | 3,243 | Bradock borough | 15,654 | 2,652 | 3,059 | 2,963 | 14,939 |
| Urbana city | 6,308 | 1,590 | 1,639 | 1,660 | 6,563 | Bradford city | 15,029 | 3,237 | 3,519 | 3,425 | 14,237 |
| Van Wert city | 6,422 | 1,581 | 1,618 | 1,605 | 6,335 | Bridgeport borough (Montgomery county) | 3,097 | 605 | 605 | 594 | 3,035 |
| Wapakoneta village | 3,915 | 883 | 922 | 911 | 3,819 | Bristol borough | 7,104 | 1,552 | 1,577 | 1,551 | 6,953 |
| Warren city | 8,529 | 1,878 | 2,010 | 1,974 | 8,257 | Butler borough | 10,835 | 2,208 | 2,237 | 2,254 | 10,352 |
| Washington Court House city | 5,751 | 1,414 | 1,483 | 1,464 | 5,646 | Canonsburg borough | 2,714 | 559 | 649 | 640 | 2,615 |
| Wellston city | 8,045 | 1,662 | 1,652 | 1,623 | 7,845 | Carbondale city | 13,536 | 2,734 | 2,923 | 2,837 | 13,133 |
| Wellsville city | 6,146 | 1,404 | 1,449 | 1,424 | 5,839 | Carlisle borough | 9,626 | 2,337 | 2,378 | 2,334 | 9,300 |
| Wilmingon city | 3,613 | 914 | 986 | 971 | 3,527 | Carnegie borough | 7,330 | 1,404 | 1,450 | 1,425 | 7,113 |
| Wooster city | 6,063 | 1,427 | 1,529 | 1,507 | 5,733 | Catasauqua borough | 3,963 | 809 | 836 | 821 | 3,820 |
| Xenia city | 8,696 | 1,997 | 2,195 | 2,174 | 8,521 | Chambersburg borough | 8,864 | 2,007 | 2,113 | 2,095 | 8,667 |
| Youngstown city | 44,385 | 8,343 | 9,090 | 8,949 | 43,572 | Charleroi borough | 5,980 | 1,057 | 1,178 | 1,033 | 5,375 |
| Zanesville city | 23,538 | 5,324 | 5,671 | 5,601 | 22,388 | Chester city | 33,983 | 6,677 | 6,908 | 6,793 | 33,109 |
| Oklahoma: | | | | | | | | | | | |
| Elreno city | 3,333 | 720 | 758 | 717 | 3,141 | Clearfield borough | 5,031 | 974 | 1,005 | 936 | 4,736 |
| Enid city | 3,444 | 771 | 802 | 760 | 3,056 | Coatesville borough | 5,721 | 1,138 | 1,160 | 1,097 | 5,159 |
| Guthrie city | 10,006 | 2,097 | 2,103 | 2,103 | 9,304 | Columbia borough | 12,316 | 2,548 | 2,621 | 2,564 | 11,874 |
| Oklahoma City | 10,037 | 1,573 | 2,127 | 1,972 | 8,392 | Connellsville borough | 7,160 | 1,367 | 1,427 | 1,436 | 6,646 |
| Perry city | 3,351 | 784 | 802 | 770 | 3,074 | Conshohocken borough | 5,762 | 1,185 | 1,192 | 1,164 | 5,610 |
| Ponca city | 2,523 | 519 | 531 | 525 | 2,326 | Coraopolis borough | 2,555 | 523 | 561 | 552 | 2,444 |
| Shawnee city | 3,462 | 360 | 364 | 345 | 3,334 | Corry city | 5,369 | 1,373 | 1,436 | 1,415 | 5,208 |
| Oregon: | | | | | | | | | | | |
| Albany city | 3,149 | 762 | 811 | 789 | 2,950 | Coudersport borough | 3,217 | 695 | 742 | 720 | 3,054 |
| Ashland city | 2,634 | 622 | 642 | 620 | 2,434 | Danville borough | 8,042 | 1,788 | 1,821 | 1,792 | 7,784 |
| Astoria city | 8,381 | 1,405 | 1,710 | 1,494 | 6,262 | Darby borough | 3,429 | 686 | 714 | 709 | 3,391 |
| Baker City | 6,663 | 1,374 | 1,512 | 1,405 | 5,820 | Dickson borough | 4,943 | 796 | 839 | 856 | 4,709 |
| Eugene city | 3,236 | 806 | 820 | 797 | 3,051 | Doylestown borough | 3,034 | 727 | 739 | 729 | 2,907 |
| La Grande city | 2,991 | 669 | 732 | 691 | 2,697 | Dubois borough | 9,375 | 1,837 | 1,912 | 1,876 | 9,028 |
| Oregon City | 3,494 | 733 | 755 | 734 | 3,261 | Dunmore borough | 12,533 | 2,313 | 2,507 | 2,469 | 12,214 |
| Pendleton town | 4,406 | 823 | 865 | 788 | 3,413 | Duquesne borough | 9,036 | 1,362 | 1,605 | 1,572 | 8,707 |
| Portland city | 90,426 | 14,625 | 16,724 | 15,513 | 67,967 | East Mauch Chunk borough | 3,453 | 692 | 709 | 704 | 3,420 |
| Ward 1 | 4,342 | 303 | 342 | 300 | 3,702 | Easton city | 25,233 | 5,665 | 5,821 | 5,717 | 23,924 |
| Ward 2 | 10,160 | 1,474 | 1,534 | 1,333 | 6,993 | East Pittsburg borough | 2,833 | 436 | 436 | 394 | 2,312 |
| Ward 3 | 10,297 | 916 | 1,289 | 991 | 3,924 | East Stroudsburg borough | 2,648 | 595 | 668 | 660 | 2,596 |
| Ward 4 | 13,000 | 1,041 | 1,633 | 1,254 | 5,169 | Edwardsville borough | 5,165 | 902 | 913 | 874 | 4,384 |
| Ward 5 | 9,863 | 1,354 | 1,740 | 1,578 | 7,010 | Elliott borough | 3,345 | 624 | 660 | 659 | 3,342 |
| Ward 6 | 7,470 | 1,542 | 1,626 | 1,605 | 7,256 | Erie city | 52,733 | 9,822 | 11,335 | 11,178 | 50,330 |
| Ward 7 | 2,855 | 624 | 628 | 615 | 2,720 | Ward 1 | 8,490 | 1,445 | 1,622 | 1,597 | 7,471 |
| Ward 8 | 6,839 | 1,504 | 1,535 | 1,504 | 6,474 | Ward 2 | 12,178 | 2,104 | 2,622 | 2,533 | 11,302 |
| Ward 9 | 12,240 | 2,371 | 2,781 | 2,703 | 11,571 | Ward 3 | 9,303 | 1,854 | 2,073 | 2,028 | 8,811 |
| Ward 10 | 7,261 | 1,643 | 1,751 | 1,731 | 7,130 | Ward 4 | 8,266 | 1,629 | 1,838 | 1,817 | 8,056 |
| Ward 11 | 6,099 | 1,343 | 1,365 | 1,349 | 6,013 | Ward 5 | 7,005 | 1,345 | 1,526 | 1,518 | 6,903 |
| Salem city | 4,258 | 1,030 | 1,077 | 1,024 | 3,884 | Ward 6 | 7,501 | 1,445 | 1,646 | 1,635 | 7,312 |
| The Dalles city | 3,542 | 815 | 876 | 831 | 3,266 | Etna borough | 5,334 | 932 | 1,033 | 1,022 | 5,278 |
| | | | | | | Ford City borough | 2,870 | 534 | 573 | 557 | 2,704 |
| | | | | | | Forest City borough | 4,279 | 597 | 617 | 615 | 4,259 |
| | | | | | | Frackville borough | 2,594 | 541 | 543 | 535 | 2,548 |
| | | | | | | Franklin city (Venango county) | 7,317 | 1,671 | 1,731 | 1,701 | 7,017 |

DWELLINGS AND FAMILIES.

655

TABLE 104.—POPULATION, DWELLINGS, AND FAMILIES, FOR PLACES HAVING 2,500 INHABITANTS OR MORE: 1900—Continued.

| CITIES, TOWNS, VILLAGES, AND BOROUGHES. | Total population. | Total dwellings. | Total families. | PRIVATE FAMILIES. | | CITIES, TOWNS, VILLAGES, AND BOROUGHES. | Total population. | Total dwellings. | Total families. | PRIVATE FAMILIES. | |
|--|-------------------|------------------|-----------------|-------------------|-------------|---|-------------------|------------------|-----------------|-------------------|-------------|
| | | | | Number. | Population. | | | | | Number. | Population. |
| Pennsylvania—Continued. | | | | | | Philadelphia city—Continued. | | | | | |
| Freehold borough..... | 5,254 | 877 | 988 | 967 | 5,064 | Ward 10..... | 19,967 | 3,048 | 3,543 | 3,301 | 16,363 |
| Gallitzin borough..... | 2,759 | 459 | 494 | 483 | 2,655 | Ward 11..... | 11,843 | 1,843 | 2,420 | 2,382 | 11,331 |
| Gettysburg borough..... | 3,495 | 506 | 859 | 835 | 3,361 | Ward 12..... | 13,850 | 2,213 | 2,897 | 2,835 | 12,996 |
| Gilberton borough..... | 4,373 | 764 | 788 | 768 | 4,244 | Ward 13..... | 17,427 | 2,907 | 3,887 | 3,758 | 16,218 |
| Girardville borough..... | 3,666 | 719 | 732 | 721 | 3,573 | Ward 14..... | 19,405 | 3,444 | 4,246 | 4,119 | 18,340 |
| Greensburg borough..... | 6,508 | 1,274 | 1,391 | 1,369 | 6,189 | Ward 15..... | 50,379 | 8,735 | 9,706 | 9,544 | 47,146 |
| Greenville borough..... | 4,314 | 1,074 | 1,163 | 1,142 | 4,579 | Ward 16..... | 15,783 | 3,047 | 3,385 | 3,361 | 15,504 |
| Hanover borough..... | 5,302 | 1,230 | 1,275 | 1,262 | 5,178 | Ward 17..... | 17,908 | 3,367 | 3,386 | 3,305 | 17,670 |
| Harrisburg city..... | 50,167 | 10,849 | 11,202 | 10,983 | 48,077 | Ward 18..... | 29,643 | 5,977 | 6,199 | 6,147 | 29,096 |
| Ward 1..... | 3,909 | 809 | 828 | 825 | 3,888 | Ward 19..... | 55,246 | 10,639 | 11,602 | 11,543 | 54,323 |
| Ward 2..... | 4,269 | 903 | 955 | 927 | 4,170 | Ward 20..... | 43,276 | 8,060 | 9,170 | 9,041 | 42,282 |
| Ward 3..... | 2,286 | 427 | 448 | 400 | 1,630 | Ward 21..... | 32,168 | 6,033 | 6,455 | 6,411 | 31,787 |
| Ward 4..... | 3,641 | 809 | 864 | 823 | 3,389 | Ward 22..... | 64,655 | 12,401 | 12,767 | 12,661 | 61,628 |
| Ward 5..... | 4,312 | 976 | 1,001 | 983 | 4,112 | Ward 23..... | 26,109 | 5,490 | 5,721 | 5,682 | 25,841 |
| Ward 6..... | 11,756 | 2,635 | 2,707 | 2,691 | 11,614 | Ward 24..... | 53,200 | 10,111 | 10,749 | 10,616 | 50,474 |
| Ward 7..... | 7,198 | 1,551 | 1,587 | 1,552 | 6,969 | Ward 25..... | 51,753 | 10,012 | 10,458 | 10,411 | 51,479 |
| Ward 8..... | 4,435 | 943 | 993 | 970 | 4,276 | Ward 26..... | 45,615 | 9,114 | 9,578 | 9,524 | 44,613 |
| Ward 9..... | 6,455 | 1,427 | 1,462 | 1,434 | 6,168 | Ward 27..... | 32,204 | 5,119 | 5,398 | 5,323 | 26,883 |
| Ward 10..... | 1,906 | 369 | 377 | 373 | 1,871 | Ward 28..... | 43,931 | 9,963 | 10,245 | 10,207 | 43,475 |
| Hazleton city..... | 14,230 | 2,840 | 2,911 | 2,866 | 13,873 | Ward 29..... | 60,096 | 11,287 | 12,204 | 12,093 | 56,304 |
| Holidaysburg borough..... | 2,993 | 639 | 648 | 641 | 2,883 | Ward 30..... | 28,374 | 5,604 | 6,268 | 6,237 | 28,665 |
| Homestead borough..... | 12,554 | 2,077 | 2,356 | 2,282 | 11,826 | Ward 31..... | 33,139 | 6,680 | 6,969 | 6,944 | 32,966 |
| Honesdale borough..... | 2,864 | 564 | 677 | 666 | 2,719 | Ward 32..... | 39,889 | 8,183 | 8,455 | 8,383 | 39,212 |
| Huntingdon borough..... | 6,053 | 1,348 | 1,382 | 1,353 | 5,644 | Ward 33..... | 65,372 | 13,482 | 13,961 | 13,933 | 65,108 |
| Indiana borough..... | 4,142 | 898 | 943 | 932 | 3,766 | Ward 34..... | 43,706 | 8,743 | 9,043 | 8,994 | 41,958 |
| Jeannette borough..... | 5,865 | 1,037 | 1,154 | 1,136 | 5,650 | Ward 35..... | 3,614 | 1,633 | 1,683 | 1,663 | 3,062 |
| Jermyn borough..... | 2,567 | 542 | 544 | 533 | 2,513 | Ward 36..... | 46,311 | 9,082 | 9,437 | 9,394 | 46,493 |
| Jersey Shore borough..... | 3,070 | 723 | 732 | 721 | 2,965 | Ward 37..... | 22,445 | 4,615 | 4,851 | 4,830 | 22,067 |
| Johnsonburg borough..... | 3,894 | 704 | 745 | 720 | 3,537 | Ward 38..... | 33,104 | 6,519 | 6,806 | 6,763 | 32,617 |
| Johnstown city..... | 35,936 | 6,687 | 7,027 | 6,889 | 34,323 | Ward 39..... | 40,377 | 8,104 | 8,349 | 8,329 | 39,690 |
| Kane borough..... | 5,296 | 971 | 1,059 | 1,036 | 4,965 | Ward 40..... | 19,438 | 3,718 | 3,909 | 3,864 | 18,009 |
| Kingston borough..... | 3,846 | 705 | 753 | 734 | 3,671 | Ward 41..... | 11,328 | 1,942 | 1,971 | 1,954 | 9,886 |
| Kittanning borough..... | 3,902 | 802 | 813 | 791 | 3,679 | Philipsburg borough..... | 3,266 | 706 | 721 | 708 | 3,135 |
| Knoxville borough (Allegheny county)..... | 3,511 | 726 | 778 | 776 | 3,486 | Phoenixville borough..... | 9,196 | 1,776 | 1,808 | 1,764 | 8,564 |
| Lancaster city..... | 41,459 | 8,830 | 9,038 | 8,880 | 39,763 | Pitcairn borough..... | 2,601 | 466 | 524 | 524 | 2,519 |
| Lansdale borough..... | 2,754 | 587 | 611 | 606 | 2,706 | Pittsburg city..... | 321,616 | 51,024 | 63,959 | 62,942 | 309,672 |
| Lansdowne borough..... | 2,630 | 506 | 524 | 515 | 2,587 | Ward 1..... | 2,772 | 369 | 487 | 385 | 1,845 |
| Lansford borough..... | 4,888 | 880 | 892 | 830 | 4,281 | Ward 2..... | 2,141 | 333 | 372 | 262 | 1,192 |
| Latrobe borough..... | 4,614 | 905 | 972 | 950 | 4,379 | Ward 3..... | 1,369 | 224 | 285 | 262 | 1,089 |
| Lebanon city..... | 17,628 | 3,732 | 3,881 | 3,818 | 16,777 | Ward 4..... | 1,935 | 256 | 331 | 309 | 1,524 |
| Lehighon borough..... | 4,629 | 985 | 1,041 | 1,025 | 4,466 | Ward 5..... | 4,176 | 508 | 781 | 734 | 3,422 |
| Lewisburg borough..... | 3,457 | 844 | 850 | 843 | 3,169 | Ward 6..... | 9,628 | 1,402 | 1,933 | 1,928 | 9,067 |
| Lewistown borough..... | 4,451 | 1,019 | 1,048 | 1,027 | 4,203 | Ward 7..... | 7,654 | 910 | 1,441 | 1,397 | 7,326 |
| Lock Haven city..... | 7,210 | 1,580 | 1,667 | 1,630 | 6,909 | Ward 8..... | 8,927 | 1,183 | 1,696 | 1,656 | 7,997 |
| Luzerne borough..... | 3,817 | 727 | 765 | 744 | 3,680 | Ward 9..... | 8,802 | 1,458 | 698 | 660 | 3,420 |
| Lykens borough..... | 2,762 | 544 | 575 | 570 | 2,707 | Ward 10..... | 2,857 | 402 | 552 | 528 | 2,662 |
| McKeesport city..... | 34,227 | 6,166 | 6,922 | 6,833 | 33,394 | Ward 11..... | 11,883 | 2,048 | 2,582 | 2,562 | 11,691 |
| McKees Rocks borough..... | 6,352 | 1,091 | 1,187 | 1,162 | 6,040 | Ward 12..... | 10,592 | 1,183 | 1,841 | 1,770 | 9,735 |
| Mahanoy City borough..... | 13,504 | 2,529 | 2,584 | 2,517 | 12,951 | Ward 13..... | 21,152 | 3,240 | 4,362 | 4,348 | 21,038 |
| Mauch Chunk borough..... | 4,029 | 888 | 897 | 870 | 3,788 | Ward 14..... | 22,669 | 3,639 | 4,416 | 4,359 | 22,042 |
| Meadville city..... | 10,291 | 2,251 | 2,509 | 2,468 | 9,735 | Ward 15..... | 5,485 | 832 | 1,087 | 1,064 | 5,283 |
| Mechanicsburg borough (Cumberland county)..... | 3,641 | 1,046 | 1,067 | 1,051 | 3,784 | Ward 16..... | 14,156 | 2,214 | 2,913 | 2,882 | 13,924 |
| Media borough..... | 3,075 | 705 | 709 | 698 | 2,942 | Ward 17..... | 14,094 | 2,347 | 2,722 | 2,670 | 13,280 |
| Meyersdale borough..... | 3,024 | 507 | 569 | 560 | 2,919 | Ward 18..... | 11,008 | 1,831 | 2,228 | 2,219 | 10,907 |
| Middletown borough..... | 5,608 | 1,260 | 1,281 | 1,267 | 5,511 | Ward 19..... | 17,847 | 3,212 | 3,610 | 3,561 | 17,332 |
| Millvale borough..... | 6,736 | 1,244 | 1,378 | 1,359 | 6,554 | Ward 20..... | 21,462 | 3,728 | 4,104 | 4,050 | 20,723 |
| Milton borough..... | 6,175 | 1,431 | 1,452 | 1,440 | 6,055 | Ward 21..... | 21,323 | 3,842 | 4,345 | 4,320 | 21,075 |
| Minersville borough..... | 4,315 | 1,001 | 1,009 | 986 | 4,315 | Ward 22..... | 5,877 | 951 | 1,039 | 1,025 | 5,550 |
| Monongahela city..... | 5,173 | 998 | 1,036 | 1,037 | 5,036 | Ward 23..... | 13,352 | 2,442 | 2,663 | 2,636 | 13,700 |
| Mt. Carmel borough..... | 13,179 | 2,449 | 2,494 | 2,411 | 12,535 | Ward 24..... | 6,643 | 890 | 1,233 | 1,272 | 6,481 |
| Mt. Pleasant borough..... | 4,745 | 897 | 1,003 | 993 | 4,635 | Ward 25..... | 7,812 | 1,141 | 1,601 | 1,590 | 7,691 |
| Nanticoke borough..... | 12,116 | 2,253 | 2,325 | 2,233 | 11,925 | Ward 26..... | 7,445 | 1,135 | 1,638 | 1,631 | 7,612 |
| New Brighton borough..... | 6,320 | 1,504 | 1,555 | 1,533 | 6,651 | Ward 27..... | 14,295 | 1,928 | 2,849 | 2,842 | 14,169 |
| Newcastle city..... | 23,339 | 5,319 | 6,224 | 6,130 | 27,447 | Ward 28..... | 5,317 | 744 | 1,111 | 1,095 | 5,228 |
| New Kensington borough..... | 4,665 | 783 | 959 | 936 | 4,478 | Ward 29..... | 4,348 | 574 | 857 | 841 | 4,202 |
| Norristown borough..... | 22,265 | 4,176 | 4,279 | 4,206 | 13,847 | Ward 30..... | 3,540 | 568 | 670 | 662 | 3,466 |
| North Braddock borough..... | 6,537 | 1,227 | 1,294 | 1,293 | 6,533 | Ward 31..... | 6,443 | 1,114 | 1,359 | 1,355 | 6,407 |
| Northumberland borough..... | 2,748 | 620 | 623 | 622 | 2,700 | Ward 32..... | 8,932 | 1,761 | 1,959 | 1,950 | 8,849 |
| Oil City..... | 13,264 | 2,723 | 2,909 | 2,833 | 12,501 | Ward 33..... | 660 | 107 | 119 | 119 | 660 |
| Old Forge borough..... | 5,630 | 1,013 | 1,059 | 1,036 | 5,410 | Ward 34..... | 2,011 | 294 | 361 | 355 | 1,943 |
| Olyphant borough..... | 6,180 | 945 | 1,130 | 1,086 | 5,319 | Ward 35..... | 5,246 | 990 | 1,070 | 1,070 | 5,246 |
| Parsons borough..... | 5,529 | 495 | 495 | 493 | 2,522 | Ward 36..... | 3,725 | 645 | 774 | 768 | 3,697 |
| Patton borough..... | 2,651 | 484 | 516 | 503 | 2,558 | Ward 37..... | 4,808 | 927 | 1,038 | 1,035 | 4,783 |
| Pen Argyl borough..... | 2,784 | 605 | 605 | 598 | 2,711 | Ward 38..... | 3,325 | 652 | 702 | 700 | 3,314 |
| Philadelphia city..... | 1,293,697 | 241,589 | 265,880 | 263,093 | 1,245,390 | Pittston city..... | 12,556 | 2,332 | 2,503 | 2,470 | 12,291 |
| Ward 1..... | 37,919 | 7,416 | 7,943 | 7,919 | 37,735 | Plymouth borough..... | 13,649 | 2,614 | 2,710 | 2,668 | 13,331 |
| Ward 2..... | 35,206 | 5,111 | 7,127 | 7,100 | 35,011 | Pottstown borough..... | 13,696 | 2,982 | 3,039 | 3,001 | 13,346 |
| Ward 3..... | 24,693 | 3,252 | 5,015 | 4,981 | 24,503 | Pottsville borough..... | 15,710 | 3,409 | 3,469 | 3,415 | 15,056 |
| Ward 4..... | 22,562 | 2,981 | 4,579 | 4,523 | 22,249 | Punxsutawney borough..... | 4,375 | 927 | 946 | 935 | 4,187 |
| Ward 5..... | 16,868 | 2,079 | 3,548 | 3,445 | 15,785 | Quakertown borough..... | 3,014 | 646 | 705 | 699 | 2,923 |
| Ward 6..... | 8,042 | 1,059 | 1,458 | 1,410 | 7,056 | Rankin borough..... | 3,775 | 639 | 659 | 652 | 3,687 |
| Ward 7..... | 28,137 | 4,776 | 5,895 | 5,748 | 26,177 | | | | | | |
| Ward 8..... | 15,757 | 2,599 | 2,953 | 2,788 | 13,258 | | | | | | |
| Ward 9..... | 6,953 | 1,091 | 1,192 | 1,127 | 5,825 | | | | | | |

*

TABLE 104.—POPULATION, DWELLINGS, AND FAMILIES, FOR PLACES HAVING 2,500 INHABITANTS OR MORE:
1900—Continued.

| CITIES, TOWNS, VILLAGES, AND BOROUGHS. | Total population. | Total dwellings. | Total families. | PRIVATE FAMILIES. | | CITIES, TOWNS, VILLAGES, AND BOROUGHS. | Total population. | Total dwellings. | Total families. | PRIVATE FAMILIES. | |
|---|-------------------|------------------|-----------------|-------------------|-------------|--|-------------------|------------------|-----------------|-------------------|-------------|
| | | | | Number. | Population. | | | | | Number. | Population. |
| Pennsylvania—Continued. | | | | | | Pennsylvania—Continued. | | | | | |
| Reading city..... | 78,961 | 16,185 | 17,002 | 16,769 | 76,161 | West Chester borough..... | 9,524 | 2,106 | 2,160 | 2,129 | 8,676 |
| Ward 1..... | 3,993 | 511 | 856 | 843 | 3,893 | West Hazelton borough..... | 2,516 | 463 | 490 | 485 | 2,475 |
| Ward 2..... | 6,656 | 1,247 | 1,351 | 1,326 | 6,438 | West Pittston borough..... | 5,846 | 1,235 | 1,280 | 1,270 | 5,794 |
| Ward 3..... | 4,717 | 991 | 1,043 | 1,015 | 4,856 | West Washington borough..... | 2,693 | 546 | 576 | 576 | 2,693 |
| Ward 4..... | 2,621 | 553 | 638 | 622 | 2,477 | Wilkesbarre city..... | 51,721 | 9,708 | 10,317 | 10,140 | 49,824 |
| Ward 5..... | 3,422 | 741 | 790 | 779 | 3,278 | Ward 1..... | 2,983 | 493 | 543 | 536 | 2,754 |
| Ward 6..... | 8,011 | 1,659 | 1,720 | 1,696 | 7,817 | Ward 2..... | 3,685 | 660 | 689 | 685 | 3,667 |
| Ward 7..... | 3,861 | 804 | 866 | 828 | 3,442 | Ward 3..... | 4,202 | 746 | 813 | 807 | 4,144 |
| Ward 8..... | 3,789 | 791 | 846 | 822 | 3,478 | Ward 4..... | 1,604 | 259 | 283 | 270 | 1,431 |
| Ward 9..... | 5,454 | 1,113 | 1,165 | 1,152 | 5,217 | Ward 5..... | 1,863 | 363 | 397 | 371 | 1,580 |
| Ward 10..... | 4,759 | 988 | 1,027 | 1,024 | 4,743 | Ward 6..... | 2,991 | 585 | 625 | 619 | 2,984 |
| Ward 11..... | 5,460 | 1,112 | 1,179 | 1,172 | 5,408 | Ward 7..... | 1,023 | 173 | 211 | 197 | 883 |
| Ward 12..... | 6,617 | 1,368 | 1,407 | 1,400 | 6,565 | Ward 8..... | 2,016 | 365 | 414 | 357 | 1,689 |
| Ward 13..... | 6,811 | 1,350 | 1,383 | 1,377 | 6,752 | Ward 9..... | 2,849 | 521 | 546 | 544 | 2,842 |
| Ward 14..... | 4,005 | 828 | 843 | 846 | 3,868 | Ward 10..... | 2,323 | 472 | 490 | 488 | 2,260 |
| Ward 15..... | 3,374 | 829 | 847 | 835 | 3,683 | Ward 11..... | 2,555 | 513 | 556 | 546 | 2,466 |
| Ward 16..... | 4,911 | 1,000 | 1,036 | 1,032 | 4,746 | Ward 12..... | 2,864 | 615 | 626 | 623 | 2,855 |
| Renovo borough..... | 4,082 | 843 | 852 | 833 | 3,886 | Ward 13..... | 6,260 | 1,192 | 1,247 | 1,241 | 6,050 |
| Reynoldsville borough..... | 3,435 | 700 | 727 | 719 | 3,341 | Ward 14..... | 6,620 | 1,244 | 1,283 | 1,276 | 6,569 |
| Ridgway borough..... | 3,515 | 649 | 714 | 705 | 3,346 | Ward 15..... | 3,194 | 665 | 683 | 680 | 3,091 |
| Rochester borough..... | 4,688 | 1,002 | 1,048 | 1,033 | 4,555 | Ward 16..... | 4,709 | 837 | 911 | 900 | 4,689 |
| Royersford borough..... | 2,607 | 530 | 536 | 527 | 2,511 | Wilkesburg borough..... | 11,886 | 2,265 | 2,467 | 2,448 | 11,548 |
| St. Clair borough..... | 4,683 | 981 | 994 | 983 | 4,558 | Williamsport city..... | 28,757 | 6,286 | 6,800 | 6,490 | 27,762 |
| St. Marys borough..... | 4,295 | 702 | 711 | 690 | 3,851 | Williamsstown borough..... | 2,984 | 591 | 608 | 591 | 2,856 |
| Sayre borough..... | 5,243 | 1,128 | 1,192 | 1,167 | 4,940 | Wilmerding borough..... | 4,179 | 667 | 765 | 751 | 4,007 |
| Schuylkill Haven borough..... | 3,654 | 777 | 802 | 794 | 3,581 | Wintons borough..... | 3,425 | 572 | 604 | 585 | 3,305 |
| Scottdale borough..... | 4,261 | 838 | 868 | 847 | 4,022 | York city..... | 33,703 | 7,205 | 7,503 | 7,480 | 32,625 |
| Scranton city..... | 102,026 | 17,433 | 20,636 | 20,299 | 98,378 | Rhode Island: | | | | | |
| Ward 1..... | 7,686 | 1,431 | 1,588 | 1,571 | 7,345 | Bristol town..... | 6,901 | 1,302 | 1,605 | 1,592 | 6,582 |
| Ward 2..... | 8,168 | 1,497 | 1,647 | 1,611 | 7,918 | Burrillville town..... | 6,317 | 1,144 | 1,408 | 1,396 | 6,229 |
| Ward 3..... | 3,023 | 499 | 521 | 521 | 3,023 | Central Falls city..... | 18,167 | 2,003 | 3,538 | 3,482 | 17,682 |
| Ward 4..... | 7,300 | 1,481 | 1,568 | 1,560 | 7,234 | Coventry town..... | 5,279 | 1,037 | 1,252 | 1,239 | 5,121 |
| Ward 5..... | 7,659 | 1,451 | 1,588 | 1,573 | 7,416 | Cranston town..... | 13,343 | 2,298 | 2,648 | 2,622 | 10,868 |
| Ward 6..... | 4,140 | 664 | 809 | 807 | 4,128 | Cumberland town..... | 8,925 | 1,318 | 1,845 | 1,834 | 8,772 |
| Ward 7..... | 2,563 | 368 | 558 | 550 | 2,490 | East Greenwich town..... | 2,775 | 586 | 673 | 657 | 2,640 |
| Ward 8..... | 2,630 | 368 | 523 | 465 | 1,996 | East Providence town..... | 12,138 | 2,333 | 2,735 | 2,690 | 11,615 |
| Ward 9..... | 4,921 | 858 | 1,020 | 996 | 4,490 | Hopkinton town..... | 2,602 | 630 | 730 | 727 | 2,585 |
| Ward 10..... | 3,364 | 605 | 722 | 713 | 3,289 | Johnston town..... | 4,305 | 834 | 908 | 891 | 4,205 |
| Ward 11..... | 5,420 | 761 | 1,151 | 1,141 | 5,341 | Lincoln town..... | 8,937 | 1,481 | 1,696 | 1,685 | 8,831 |
| Ward 12..... | 2,568 | 386 | 449 | 449 | 2,568 | Newport city..... | 22,084 | 3,821 | 4,894 | 4,761 | 20,183 |
| Ward 13..... | 5,520 | 1,071 | 1,175 | 1,159 | 5,296 | North Kingstown town..... | 4,194 | 939 | 1,042 | 1,031 | 4,081 |
| Ward 14..... | 3,764 | 654 | 788 | 772 | 3,645 | North Providence town..... | 3,016 | 484 | 603 | 596 | 2,969 |
| Ward 15..... | 4,979 | 939 | 1,004 | 1,002 | 4,968 | Pawtucket city..... | 39,231 | 5,827 | 8,545 | 8,468 | 38,361 |
| Ward 16..... | 3,617 | 524 | 727 | 683 | 3,039 | Providence city..... | 175,597 | 25,204 | 39,236 | 38,516 | 167,081 |
| Ward 17..... | 4,982 | 911 | 1,033 | 1,010 | 4,725 | Ward 1..... | 15,408 | 2,106 | 3,412 | 3,340 | 14,555 |
| Ward 18..... | 2,071 | 280 | 414 | 405 | 2,012 | Ward 2..... | 15,982 | 2,605 | 3,536 | 3,478 | 14,836 |
| Ward 19..... | 8,253 | 1,173 | 1,609 | 1,602 | 8,179 | Ward 3..... | 20,413 | 2,625 | 4,821 | 4,274 | 20,018 |
| Ward 20..... | 6,723 | 988 | 1,211 | 1,193 | 6,588 | Ward 4..... | 8,612 | 1,198 | 1,779 | 1,586 | 6,060 |
| Ward 21..... | 2,730 | 524 | 631 | 526 | 2,688 | Ward 5..... | 14,760 | 2,037 | 3,424 | 3,323 | 13,608 |
| Sewickley borough..... | 3,568 | 731 | 743 | 735 | 3,501 | Ward 6..... | 17,844 | 3,002 | 4,230 | 4,216 | 17,419 |
| Shamokin borough..... | 18,202 | 3,514 | 3,625 | 3,561 | 17,587 | Ward 7..... | 16,335 | 3,011 | 4,032 | 4,005 | 16,047 |
| Sharon borough..... | 8,916 | 1,811 | 1,943 | 1,918 | 8,678 | Ward 8..... | 23,746 | 3,558 | 5,718 | 5,640 | 23,101 |
| Sharpsburg borough..... | 6,842 | 1,273 | 1,452 | 1,424 | 6,706 | Ward 9..... | 17,255 | 2,018 | 3,606 | 3,570 | 16,866 |
| Sharpville borough..... | 2,970 | 566 | 614 | 601 | 2,811 | Ward 10..... | 25,242 | 3,044 | 5,178 | 5,134 | 24,571 |
| Shenandoah borough..... | 20,321 | 3,512 | 3,683 | 3,620 | 19,779 | Scituate town..... | 3,361 | 805 | 874 | 862 | 3,276 |
| Sheraden borough..... | 2,948 | 590 | 639 | 635 | 2,921 | South Kingstown town..... | 4,972 | 1,136 | 1,229 | 1,217 | 4,844 |
| Shippensburg borough..... | 3,228 | 815 | 845 | 839 | 3,190 | Tiverton town..... | 2,977 | 608 | 705 | 701 | 2,958 |
| Slatington borough..... | 3,773 | 808 | 843 | 834 | 3,685 | Warren town..... | 5,108 | 903 | 1,062 | 1,051 | 4,929 |
| South Bethlehem borough (Northampton county)..... | 13,241 | 2,497 | 2,619 | 2,522 | 12,252 | Warwick town..... | 21,316 | 3,867 | 4,528 | 4,489 | 21,008 |
| South Fork borough..... | 2,685 | 468 | 507 | 499 | 2,559 | Westerly town..... | 7,541 | 1,425 | 1,769 | 1,736 | 7,286 |
| South Williamsport borough..... | 3,328 | 675 | 722 | 718 | 3,307 | Woonsocket city..... | 28,204 | 3,101 | 5,568 | 5,490 | 27,465 |
| Spring City borough..... | 2,566 | 555 | 671 | 568 | 2,524 | South Carolina: | | | | | |
| Steelton borough..... | 12,086 | 2,160 | 2,233 | 2,140 | 11,093 | Abbeville town..... | 3,766 | 800 | 840 | 821 | 3,595 |
| Stroudsburg borough..... | 3,450 | 821 | 832 | 821 | 3,331 | Aiken town..... | 3,414 | 693 | 822 | 805 | 3,312 |
| Summit Hill borough..... | 2,986 | 579 | 588 | 583 | 2,960 | Anderson city..... | 5,498 | 999 | 1,081 | 1,065 | 5,314 |
| Sunbury borough..... | 9,810 | 2,208 | 2,226 | 2,196 | 9,417 | Beaufort town..... | 4,110 | 920 | 1,040 | 1,026 | 4,063 |
| Susquehanna borough..... | 3,813 | 761 | 885 | 869 | 3,626 | Charleston city..... | 55,807 | 8,679 | 13,843 | 13,655 | 53,580 |
| Tamaqua borough..... | 7,267 | 1,528 | 1,540 | 1,507 | 6,958 | Ward 1..... | 3,292 | 427 | 847 | 842 | 3,267 |
| Tarentum borough..... | 5,472 | 1,090 | 1,172 | 1,167 | 5,428 | Ward 2..... | 2,469 | 358 | 503 | 498 | 2,399 |
| Taylor borough..... | 4,215 | 766 | 841 | 821 | 4,120 | Ward 3..... | 3,226 | 493 | 862 | 842 | 3,023 |
| Titusville city..... | 8,244 | 1,889 | 2,022 | 1,986 | 7,958 | Ward 4..... | 4,882 | 682 | 1,173 | 1,137 | 4,443 |
| Towanda borough..... | 4,663 | 1,034 | 1,138 | 1,110 | 4,378 | Ward 5..... | 4,971 | 640 | 1,246 | 1,214 | 4,728 |
| Turtle Creek borough..... | 3,262 | 498 | 642 | 637 | 3,204 | Ward 6..... | 4,414 | 693 | 1,058 | 1,035 | 4,212 |
| Tyrone borough..... | 5,847 | 1,280 | 1,312 | 1,296 | 5,687 | Ward 7..... | 4,181 | 647 | 1,055 | 1,047 | 4,009 |
| Union City borough..... | 3,104 | 757 | 757 | 742 | 2,965 | Ward 8..... | 5,377 | 740 | 1,247 | 1,231 | 4,989 |
| Uniontown borough (Fayette county)..... | 7,344 | 1,563 | 1,627 | 1,589 | 6,929 | Ward 9..... | 3,949 | 577 | 985 | 973 | 3,787 |
| Warren borough..... | 8,043 | 1,686 | 1,876 | 1,851 | 7,788 | Ward 10..... | 5,811 | 1,074 | 1,485 | 1,474 | 5,747 |
| Washington borough (Washington county)..... | 7,670 | 1,642 | 1,721 | 1,669 | 7,198 | Ward 11..... | 8,524 | 1,556 | 2,267 | 2,253 | 8,473 |
| Waynesboro borough..... | 5,396 | 1,141 | 1,238 | 1,219 | 5,229 | Ward 12..... | 4,721 | 792 | 1,115 | 1,109 | 4,558 |
| Waynesburg borough..... | 2,544 | 568 | 653 | 642 | 2,487 | Chester town..... | 4,075 | 813 | 870 | 859 | 4,005 |
| Wellsboro borough..... | 2,954 | 757 | 764 | 753 | 2,861 | Columbia city..... | 21,108 | 3,704 | 4,859 | 4,246 | 18,672 |
| West Bethlehem borough..... | 3,465 | 790 | 841 | 831 | 3,393 | Darlington town..... | 3,028 | 553 | 653 | 647 | 2,982 |
| | | | | | | Florence city..... | 4,647 | 957 | 1,025 | 999 | 4,449 |
| | | | | | | Gaffney city..... | 3,937 | 736 | 828 | 823 | 3,906 |

DWELLINGS AND FAMILIES.

657

TABLE 104.—POPULATION, DWELLINGS, AND FAMILIES, FOR PLACES HAVING 2,500 INHABITANTS OR MORE: 1900—Continued.

| CITIES, TOWNS, VILLAGES, AND BOROUGHES. | Total population. | Total dwellings. | Total families. | PRIVATE FAMILIES. | | CITIES, TOWNS, VILLAGES, AND BOROUGHES. | Total population. | Total dwellings. | Total families. | PRIVATE FAMILIES. | |
|---|-------------------|------------------|-----------------|-------------------|-------------|---|-------------------|------------------|-----------------|-------------------|-------------|
| | | | | Number. | Population. | | | | | Number. | Population. |
| South Carolina—Continued. | | | | | | Tennessee—Continued. | | | | | |
| Georgetown city..... | 4,188 | 694 | 810 | 791 | 3,979 | Pulaski town..... | 2,838 | 591 | 681 | 672 | 2,746 |
| Rock Hill city..... | 11,860 | 2,272 | 2,581 | 2,524 | 11,251 | Rockwood town..... | 2,899 | 524 | 615 | 600 | 2,782 |
| Greenville city..... | 4,324 | 906 | 908 | 894 | 4,617 | Tullahoma town..... | 2,684 | 552 | 581 | 569 | 2,587 |
| Laurens town..... | 4,029 | 813 | 826 | 817 | 3,946 | Union City town..... | 3,407 | 774 | 792 | 774 | 3,261 |
| Newberry town..... | 4,607 | 872 | 917 | 900 | 4,484 | Texas: | | | | | |
| Orangeburg city..... | 4,455 | 876 | 909 | 889 | 4,248 | Abilene city..... | 3,411 | 664 | 688 | 670 | 3,264 |
| Rock Hill city..... | 5,485 | 1,006 | 1,008 | 1,002 | 5,091 | Austin city..... | 22,258 | 4,220 | 4,450 | 4,321 | 19,607 |
| Spartanburg city..... | 11,395 | 2,199 | 2,354 | 2,304 | 10,851 | Beaumont city..... | 9,427 | 1,735 | 1,815 | 1,732 | 8,707 |
| Sumter city..... | 5,673 | 1,115 | 1,312 | 1,289 | 5,475 | Belton city..... | 3,700 | 736 | 736 | 722 | 3,586 |
| Union town..... | 5,400 | 959 | 969 | 959 | 5,277 | Bonham town..... | 5,042 | 1,060 | 1,085 | 1,069 | 4,877 |
| South Dakota: | | | | | | Bowie town..... | 2,600 | 567 | 572 | 562 | 2,515 |
| Aberdeen city..... | 4,087 | 759 | 819 | 785 | 3,677 | Brenham city..... | 5,968 | 1,313 | 1,328 | 1,311 | 5,770 |
| Deadwood city..... | 3,498 | 789 | 872 | 795 | 2,978 | Brownsville city..... | 6,805 | 1,359 | 1,376 | 1,364 | 6,166 |
| Huron city..... | 2,793 | 626 | 634 | 614 | 2,555 | Brownwood city..... | 3,965 | 799 | 814 | 797 | 3,813 |
| Lead city..... | 6,210 | 1,225 | 1,302 | 1,230 | 5,499 | Bryan city..... | 3,589 | 900 | 910 | 901 | 3,533 |
| Madison city..... | 2,550 | 514 | 539 | 530 | 2,345 | Calvert town..... | 3,322 | 726 | 744 | 737 | 3,277 |
| Mitchell city..... | 4,055 | 715 | 758 | 727 | 3,732 | Cameron city..... | 3,341 | 698 | 702 | 683 | 3,206 |
| Sioux Falls city..... | 10,266 | 1,923 | 2,162 | 2,088 | 9,097 | Cleburne town..... | 7,493 | 1,456 | 1,522 | 1,447 | 6,957 |
| Watertown city..... | 3,352 | 682 | 711 | 692 | 3,164 | Corpus Christi city..... | 4,703 | 1,042 | 1,057 | 1,051 | 4,673 |
| Yankton city..... | 4,125 | 826 | 846 | 826 | 3,762 | Corsicana city..... | 9,313 | 1,969 | 2,133 | 2,071 | 8,788 |
| Tennessee: | | | | | | Crockett town..... | 2,612 | 494 | 498 | 488 | 2,519 |
| Bristol town..... | 5,271 | 903 | 1,001 | 988 | 5,147 | Cuero town..... | 3,422 | 663 | 695 | 680 | 3,321 |
| Brownsville city..... | 2,645 | 505 | 566 | 550 | 2,537 | Dallas city..... | 42,638 | 8,254 | 9,168 | 8,705 | 38,593 |
| Chattanooga city..... | 30,154 | 5,805 | 6,934 | 6,705 | 28,047 | Denison city..... | 11,807 | 2,538 | 2,769 | 2,679 | 11,151 |
| Clarksville city..... | 9,431 | 1,829 | 2,107 | 2,069 | 8,917 | Denton city..... | 4,187 | 848 | 874 | 853 | 4,032 |
| Cleveland town..... | 3,858 | 728 | 760 | 750 | 3,729 | El Paso city..... | 15,906 | 3,151 | 3,468 | 3,273 | 14,583 |
| Columbia town..... | 6,052 | 1,251 | 1,431 | 1,403 | 5,895 | Ennis city..... | 4,919 | 1,067 | 1,088 | 1,069 | 4,807 |
| Covington town..... | 2,737 | 580 | 608 | 593 | 2,661 | Fort Worth city..... | 26,638 | 5,418 | 5,933 | 5,659 | 24,102 |
| Dyersburg city..... | 3,647 | 626 | 722 | 711 | 3,502 | Gainesville city..... | 7,874 | 1,692 | 1,722 | 1,685 | 7,616 |
| Fayetteville town..... | 2,708 | 566 | 606 | 593 | 2,657 | Galveston city..... | 37,789 | 7,293 | 8,051 | 7,727 | 35,066 |
| Harriman town..... | 3,442 | 664 | 750 | 743 | 3,331 | Georgetown town..... | 2,790 | 560 | 571 | 549 | 2,649 |
| Humboldt town..... | 2,866 | 542 | 593 | 582 | 2,773 | Gonzales city..... | 4,297 | 703 | 749 | 733 | 4,125 |
| Jackson city..... | 14,511 | 2,677 | 3,040 | 2,958 | 13,317 | Greenville town..... | 6,860 | 1,417 | 1,476 | 1,448 | 6,517 |
| Johnson City town..... | 4,645 | 878 | 944 | 935 | 4,458 | Hillsboro city..... | 5,346 | 1,090 | 1,129 | 1,098 | 5,098 |
| Knoxville city..... | 32,637 | 5,878 | 6,812 | 6,676 | 30,835 | Houston city..... | 44,633 | 8,541 | 9,554 | 9,224 | 40,544 |
| Memphis city..... | 102,320 | 17,443 | 21,666 | 20,956 | 93,932 | Jefferson city..... | 2,650 | 632 | 653 | 638 | 2,752 |
| Ward 1..... | 7,406 | 840 | 1,383 | 1,309 | 5,588 | Laredo city..... | 13,429 | 2,825 | 3,050 | 3,015 | 13,180 |
| Ward 2..... | 6,072 | 649 | 1,177 | 1,099 | 4,997 | Longview town..... | 3,591 | 710 | 710 | 697 | 3,461 |
| Ward 3..... | 2,970 | 318 | 651 | 557 | 1,876 | McKinney city..... | 4,342 | 1,007 | 1,007 | 888 | 4,203 |
| Ward 4..... | 2,418 | 344 | 639 | 550 | 1,444 | Marlin town..... | 3,092 | 669 | 747 | 721 | 2,970 |
| Ward 5..... | 8,985 | 1,487 | 2,058 | 1,965 | 8,374 | Marshall city..... | 7,855 | 1,676 | 1,721 | 1,691 | 7,612 |
| Ward 6..... | 6,862 | 823 | 1,186 | 1,115 | 5,984 | Navasota town..... | 3,857 | 847 | 852 | 836 | 3,752 |
| Ward 7..... | 5,769 | 1,157 | 1,361 | 1,342 | 5,564 | Oak Cliff town..... | 3,630 | 666 | 696 | 687 | 3,484 |
| Ward 8..... | 10,485 | 1,782 | 2,159 | 2,123 | 10,022 | Orange city..... | 3,835 | 833 | 835 | 798 | 3,607 |
| Ward 9..... | 6,711 | 1,385 | 1,578 | 1,555 | 6,561 | Palestine city..... | 8,297 | 1,750 | 1,808 | 1,768 | 7,932 |
| Ward 10..... | 4,275 | 957 | 1,116 | 1,081 | 4,101 | Paris city..... | 9,358 | 2,016 | 2,092 | 2,033 | 8,875 |
| Ward 11..... | 5,229 | 1,111 | 1,275 | 1,237 | 5,196 | Rockdale city..... | 2,515 | 512 | 520 | 508 | 2,407 |
| Ward 12..... | 5,979 | 1,150 | 1,247 | 1,220 | 5,742 | San Antonio city..... | 53,321 | 10,415 | 11,326 | 10,999 | 49,718 |
| Ward 13..... | 5,610 | 1,252 | 1,324 | 1,308 | 5,500 | Ward 1..... | 5,401 | 961 | 1,046 | 994 | 4,589 |
| Ward 14..... | 4,933 | 835 | 904 | 900 | 4,907 | Ward 2..... | 7,035 | 1,562 | 1,637 | 1,604 | 6,849 |
| Ward 15..... | 935 | 198 | 224 | 223 | 933 | Ward 3..... | 6,813 | 1,273 | 1,397 | 1,360 | 6,369 |
| Ward 16..... | 611 | 98 | 102 | 102 | 611 | Ward 4..... | 8,561 | 1,584 | 1,724 | 1,671 | 7,948 |
| Ward 17..... | 1,546 | 258 | 274 | 267 | 1,404 | Ward 5..... | 6,260 | 1,168 | 1,368 | 1,295 | 5,484 |
| Ward 18..... | 3,455 | 680 | 730 | 718 | 3,368 | Ward 6..... | 7,910 | 1,613 | 1,759 | 1,733 | 7,615 |
| Ward 19..... | 5,883 | 1,006 | 1,075 | 1,063 | 5,723 | Ward 7..... | 7,789 | 1,594 | 1,681 | 1,672 | 7,744 |
| Ward 20..... | 422 | 87 | 90 | 90 | 422 | Ward 8..... | 3,552 | 660 | 714 | 670 | 3,120 |
| Ward 21..... | 1,435 | 335 | 349 | 348 | 1,433 | Sherman city..... | 10,243 | 2,205 | 2,273 | 2,215 | 9,801 |
| Ward 22..... | 4,379 | 741 | 769 | 754 | 4,182 | Smithville town..... | 2,577 | 511 | 523 | 502 | 2,415 |
| Morristown town..... | 2,973 | 602 | 619 | 613 | 2,916 | Sulphur Springs town..... | 3,635 | 776 | 810 | 800 | 3,561 |
| Murfreesboro city..... | 3,999 | 836 | 970 | 959 | 3,907 | Taylor town..... | 4,211 | 843 | 848 | 818 | 4,024 |
| Nashville city..... | 80,865 | 15,239 | 18,422 | 18,060 | 77,129 | Temple city..... | 7,065 | 1,463 | 1,557 | 1,510 | 6,632 |
| Ward 1..... | 4,352 | 857 | 954 | 948 | 4,318 | Terrell city..... | 6,330 | 1,039 | 1,055 | 1,037 | 4,943 |
| Ward 2..... | 5,500 | 1,074 | 1,149 | 1,144 | 5,400 | Texarkana city..... | 5,256 | 1,059 | 1,100 | 1,069 | 4,965 |
| Ward 3..... | 3,946 | 816 | 849 | 844 | 3,784 | Tyler town..... | 8,069 | 1,677 | 1,751 | 1,710 | 7,666 |
| Ward 4..... | 4,189 | 828 | 1,256 | 1,223 | 4,018 | Victoria city..... | 4,010 | 854 | 865 | 851 | 3,891 |
| Ward 5..... | 1,614 | 287 | 481 | 421 | 1,088 | Waco city..... | 20,636 | 3,933 | 4,223 | 4,079 | 19,252 |
| Ward 6..... | 3,631 | 506 | 954 | 865 | 2,640 | Waxahachie town..... | 4,215 | 863 | 882 | 859 | 4,030 |
| Ward 7..... | 3,923 | 561 | 777 | 747 | 3,468 | Weatherford city..... | 4,736 | 994 | 1,018 | 996 | 4,616 |
| Ward 8..... | 4,133 | 836 | 944 | 936 | 4,089 | Yoakum town..... | 3,499 | 751 | 766 | 744 | 3,329 |
| Ward 9..... | 5,230 | 1,036 | 1,291 | 1,230 | 5,140 | Utah: | | | | | |
| Ward 10..... | 2,608 | 486 | 523 | 520 | 2,587 | American Fork city..... | 2,732 | 540 | 552 | 551 | 2,720 |
| Ward 11..... | 2,929 | 585 | 632 | 630 | 2,913 | Brigham city..... | 2,859 | 568 | 595 | 592 | 2,843 |
| Ward 12..... | 2,663 | 386 | 774 | 731 | 2,404 | Eureka city..... | 3,085 | 730 | 745 | 709 | 2,822 |
| Ward 13..... | 5,889 | 1,023 | 1,249 | 1,234 | 5,424 | Lehi City..... | 2,719 | 517 | 532 | 532 | 2,719 |
| Ward 14..... | 5,612 | 1,165 | 1,295 | 1,287 | 5,578 | Logan city..... | 5,451 | 1,065 | 1,116 | 1,105 | 5,379 |
| Ward 15..... | 4,854 | 993 | 1,047 | 1,025 | 4,703 | Ogden city..... | 16,313 | 3,213 | 3,359 | 3,284 | 15,467 |
| Ward 16..... | 4,241 | 885 | 930 | 927 | 4,213 | Park City..... | 3,759 | 779 | 792 | 765 | 3,559 |
| Ward 17..... | 3,835 | 663 | 790 | 781 | 3,761 | Payson city..... | 2,636 | 501 | 529 | 526 | 2,618 |
| Ward 18..... | 3,351 | 625 | 745 | 743 | 3,335 | Provo City..... | 6,185 | 1,137 | 1,187 | 1,180 | 5,817 |
| Ward 19..... | 4,389 | 850 | 972 | 966 | 4,347 | | | | | | |
| Ward 20..... | 3,926 | 777 | 810 | 808 | 3,919 | | | | | | |

TABLE 104.—POPULATION, DWELLINGS, AND FAMILIES, FOR PLACES HAVING 2,500 INHABITANTS OR MORE: 1900—Continued.

| CITIES, TOWNS, VILLAGES, AND BOROUGHS. | Total population. | Total dwellings. | Total families. | PRIVATE FAMILIES. | | CITIES, TOWNS, VILLAGES, AND BOROUGHS. | Total population. | Total dwellings. | Total families. | PRIVATE FAMILIES. | |
|--|-------------------|------------------|-----------------|-------------------|-------------|--|-------------------|------------------|-----------------|-------------------|-------------|
| | | | | Number. | Population. | | | | | Number. | Population. |
| Utah—Continued. | | | | | | Washington—Continued. | | | | | |
| Salt Lake City | 58,581 | 10,233 | 11,797 | 11,564 | 50,722 | New Whatcom city | 6,834 | 1,589 | 1,587 | 1,586 | 6,408 |
| Ward 1 | 12,572 | 2,583 | 2,844 | 2,816 | 12,832 | North Yakima city | 3,154 | 714 | 776 | 740 | 2,872 |
| Ward 2 | 14,854 | 2,860 | 3,296 | 3,188 | 13,741 | Olympia city | 3,863 | 914 | 994 | 891 | 3,575 |
| Ward 3 | 10,333 | 1,935 | 2,208 | 2,187 | 10,106 | Port Townsend city | 3,443 | 812 | 819 | 783 | 2,857 |
| Ward 4 | 7,364 | 1,439 | 1,572 | 1,567 | 7,330 | Roslyn town | 2,786 | 598 | 618 | 575 | 2,611 |
| Ward 5 | 8,408 | 1,466 | 1,877 | 1,796 | 7,213 | Seattle city | 80,671 | 11,852 | 14,254 | 13,139 | 54,814 |
| Spanish Fork city | 2,735 | 534 | 547 | 546 | 2,733 | Ward 1 | 13,182 | 1,461 | 1,738 | 1,330 | 4,939 |
| Springville city | 3,422 | 622 | 636 | 632 | 3,398 | Ward 2 | 6,027 | 1,258 | 1,411 | 1,392 | 5,957 |
| | | | | | | Ward 3 | 6,236 | 1,315 | 1,429 | 1,406 | 6,090 |
| | | | | | | Ward 4 | 8,696 | 1,026 | 1,441 | 1,258 | 5,122 |
| | | | | | | Ward 5 | 11,807 | 1,207 | 1,514 | 1,292 | 4,964 |
| | | | | | | Ward 6 | 7,440 | 1,213 | 1,869 | 1,761 | 6,585 |
| | | | | | | Ward 7 | 8,417 | 1,686 | 1,907 | 1,848 | 8,102 |
| | | | | | | Ward 8 | 7,711 | 1,407 | 1,626 | 1,565 | 7,235 |
| | | | | | | Ward 9 | 6,155 | 1,284 | 1,319 | 1,292 | 5,820 |
| Vermont. | | | | | | Spokane city | 36,848 | 6,560 | 8,159 | 7,608 | 29,723 |
| Barre city | 8,448 | 1,381 | 1,761 | 1,740 | 8,166 | Tacoma city | 37,714 | 6,985 | 7,927 | 7,582 | 31,983 |
| Barre town | 3,346 | 600 | 665 | 637 | 3,002 | Vancouver city | 3,126 | 657 | 664 | 638 | 2,540 |
| Barton town | 2,790 | 560 | 656 | 656 | 2,714 | Wallawalla city | 10,049 | 1,882 | 2,040 | 1,702 | 7,327 |
| Bellows Falls village | 4,337 | 640 | 985 | 962 | 4,113 | | | | | | |
| Bennington village | 5,656 | 1,200 | 1,312 | 1,300 | 5,451 | West Virginia: | | | | | |
| Brandon town | 2,759 | 709 | 725 | 721 | 2,720 | Benwood city | 4,511 | 847 | 909 | 877 | 4,264 |
| Brattleboro village | 5,237 | 964 | 1,308 | 1,288 | 4,790 | Bluefield city | 4,644 | 853 | 964 | 948 | 4,532 |
| Burlington city | 18,640 | 3,340 | 3,934 | 3,847 | 17,370 | Charleston city | 11,099 | 2,267 | 2,406 | 2,361 | 10,682 |
| Derby town | 3,274 | 742 | 777 | 771 | 3,197 | Clarksburg town | 4,050 | 760 | 812 | 780 | 3,638 |
| Fair Haven town | 2,999 | 635 | 701 | 697 | 2,965 | Fairmont city | 5,655 | 1,108 | 1,205 | 1,188 | 5,435 |
| Hartford town | 3,817 | 809 | 933 | 921 | 3,643 | Grafton city | 5,650 | 1,113 | 1,148 | 1,114 | 5,122 |
| Lyndon town | 2,956 | 603 | 755 | 744 | 2,870 | Hinton city | 3,763 | 688 | 758 | 735 | 3,591 |
| Middlebury town | 3,045 | 729 | 794 | 767 | 2,845 | Huntington city | 11,923 | 2,344 | 2,589 | 2,544 | 11,414 |
| Montpelier city | 6,266 | 1,253 | 1,476 | 1,442 | 5,893 | Keyser town | 2,536 | 498 | 514 | 500 | 2,408 |
| Morristown town | 2,583 | 562 | 621 | 617 | 2,515 | Martinsburg town | 7,564 | 1,552 | 1,626 | 1,605 | 7,435 |
| Newport town | 3,113 | 666 | 748 | 739 | 3,023 | Moundsville city | 5,362 | 917 | 971 | 962 | 4,440 |
| Northfield town | 2,855 | 631 | 752 | 743 | 2,756 | Parkersburg city | 11,703 | 2,424 | 2,621 | 2,549 | 11,199 |
| Poultney town | 3,108 | 608 | 682 | 676 | 2,994 | Sistersville city | 2,979 | 668 | 702 | 674 | 2,765 |
| Randolph town | 3,141 | 756 | 835 | 828 | 3,076 | Wellsburg city | 2,588 | 556 | 605 | 599 | 2,542 |
| Rutland city | 11,499 | 2,102 | 2,661 | 2,623 | 10,985 | Weston town | 2,560 | 308 | 314 | 308 | 1,329 |
| St. Albans city | 6,239 | 1,213 | 1,342 | 1,313 | 6,058 | Wheeling city | 38,378 | 7,102 | 8,669 | 8,545 | 37,616 |
| St. Johnsbury village | 5,666 | 1,062 | 1,385 | 1,356 | 5,429 | | | | | | |
| Springfield town | 3,432 | 759 | 860 | 850 | 3,333 | Wisconsin: | | | | | |
| Swanton town | 3,745 | 759 | 791 | 791 | 3,689 | Antigo city | 5,145 | 1,032 | 1,043 | 1,026 | 4,946 |
| Waterbury town | 2,810 | 537 | 570 | 565 | 2,142 | Appleton city | 15,085 | 3,072 | 3,237 | 3,194 | 14,646 |
| West Rutland town | 2,914 | 584 | 600 | 595 | 2,871 | Ashland city | 13,074 | 2,160 | 2,518 | 2,416 | 11,405 |
| Winooski village | 3,783 | 639 | 747 | 745 | 3,701 | Baraboo city | 5,751 | 1,382 | 1,448 | 1,427 | 5,585 |
| Woodstock town | 2,557 | 674 | 701 | 689 | 2,454 | Beaverdam city | 5,123 | 1,148 | 1,193 | 1,176 | 4,984 |
| | | | | | | Beloit city | 10,436 | 2,133 | 2,385 | 2,278 | 9,762 |
| | | | | | | Berlin city | 4,489 | 1,013 | 1,024 | 1,009 | 4,356 |
| | | | | | | Burlington city | 2,526 | 579 | 615 | 609 | 2,442 |
| | | | | | | Chippewa Falls city | 8,094 | 1,519 | 1,655 | 1,613 | 7,624 |
| | | | | | | Depere city | 4,038 | 880 | 898 | 885 | 3,936 |
| | | | | | | Eau Claire city | 17,517 | 3,297 | 3,693 | 3,632 | 16,531 |
| | | | | | | Fond du Lac city | 15,110 | 3,177 | 3,400 | 3,337 | 14,248 |
| | | | | | | Fort Atkinson city | 3,043 | 738 | 756 | 745 | 2,945 |
| | | | | | | Grand Rapids city | 4,498 | 919 | 929 | 908 | 4,305 |
| | | | | | | Green Bay city | 18,684 | 3,571 | 3,854 | 3,777 | 17,678 |
| | | | | | | Hudson city | 3,259 | 663 | 697 | 683 | 3,032 |
| | | | | | | Janesville city | 13,185 | 2,863 | 3,063 | 3,006 | 12,347 |
| | | | | | | Jefferson city | 2,584 | 604 | 615 | 606 | 2,433 |
| | | | | | | Kaukauna city | 3,115 | 997 | 1,058 | 1,046 | 4,937 |
| | | | | | | Kenosha city | 11,606 | 2,129 | 2,428 | 2,373 | 11,072 |
| | | | | | | La Crosse city | 28,895 | 5,715 | 6,148 | 6,033 | 27,559 |
| | | | | | | Lake Geneva city | 2,585 | 613 | 642 | 625 | 2,434 |
| | | | | | | Madison city | 19,164 | 3,527 | 3,958 | 3,792 | 17,579 |
| | | | | | | Manitowoc city | 11,786 | 2,155 | 2,435 | 2,430 | 10,918 |
| | | | | | | Marinette city | 16,195 | 2,789 | 3,161 | 3,120 | 15,689 |
| | | | | | | Marshfield city | 5,240 | 978 | 1,040 | 1,020 | 5,024 |
| | | | | | | Menasha city | 6,589 | 1,078 | 1,134 | 1,121 | 5,477 |
| | | | | | | Menominee city | 5,655 | 1,129 | 1,212 | 1,190 | 5,439 |
| | | | | | | Merrill city | 3,537 | 1,613 | 1,707 | 1,675 | 3,150 |
| | | | | | | Milwaukee city | 285,315 | 45,809 | 59,806 | 58,889 | 275,176 |
| | | | | | | Ward 1 | 9,489 | 1,620 | 1,915 | 1,889 | 8,908 |
| | | | | | | Ward 2 | 9,909 | 1,533 | 2,308 | 2,217 | 9,116 |
| | | | | | | Ward 3 | 5,418 | 740 | 1,135 | 1,079 | 4,913 |
| | | | | | | Ward 4 | 10,679 | 1,542 | 2,235 | 2,142 | 9,005 |
| | | | | | | Ward 5 | 10,031 | 1,749 | 2,123 | 2,017 | 9,019 |
| | | | | | | Ward 6 | 13,671 | 2,220 | 3,110 | 3,078 | 13,239 |
| | | | | | | Ward 7 | 7,173 | 1,001 | 1,427 | 1,211 | 5,177 |
| | | | | | | Ward 8 | 17,323 | 3,259 | 3,864 | 3,831 | 17,054 |
| | | | | | | Ward 9 | 17,653 | 2,911 | 3,931 | 3,910 | 17,467 |
| | | | | | | Ward 10 | 17,024 | 2,930 | 3,845 | 3,830 | 16,981 |
| | | | | | | Ward 11 | 21,903 | 3,331 | 4,361 | 4,333 | 21,536 |
| | | | | | | Ward 12 | 13,216 | 2,040 | 2,699 | 2,672 | 12,988 |
| | | | | | | Ward 13 | 17,026 | 2,739 | 3,663 | 3,653 | 16,995 |
| Washington: | | | | | | | | | | | |
| Aberdeen town | 3,747 | 785 | 829 | 759 | 3,085 | | | | | | |
| Ballard city | 4,568 | 922 | 1,012 | 984 | 4,325 | | | | | | |
| Everett city | 7,838 | 1,548 | 1,670 | 1,560 | 6,612 | | | | | | |
| Fairhaven city | 4,228 | 756 | 820 | 773 | 3,417 | | | | | | |
| Hoquiam city | 2,608 | 510 | 556 | 505 | 2,090 | | | | | | |

DWELLINGS AND FAMILIES.

659

TABLE 104.—POPULATION, DWELLINGS, AND FAMILIES, FOR PLACES HAVING 2,500 INHABITANTS OR MORE: 1900—Continued.

| CITIES, TOWNS, VILLAGES, AND BOROUGHS. | Total population. | Total dwellings. | Total families. | PRIVATE FAMILIES. | | CITIES, TOWNS, VILLAGES, AND BOROUGHS. | Total population. | Total dwellings. | Total families. | PRIVATE FAMILIES. | |
|--|-------------------|------------------|-----------------|-------------------|-------------|--|-------------------|------------------|-----------------|-------------------|-------------|
| | | | | Number. | Population. | | | | | Number. | Population. |
| Wisconsin—Continued. | | | | | | Wisconsin—Continued. | | | | | |
| Milwaukee city—Continued. | | | | | | Sheboygan city | 22,962 | 4,072 | 4,912 | 4,854 | 22,336 |
| Ward 14 | 20,651 | 2,363 | 3,607 | 3,591 | 20,250 | South Milwaukee city | 3,392 | 596 | 654 | 635 | 3,158 |
| Ward 15 | 12,692 | 2,268 | 2,835 | 2,814 | 12,461 | Sparta city | 3,555 | 804 | 811 | 799 | 3,198 |
| Ward 16 | 9,654 | 1,811 | 1,950 | 1,931 | 9,323 | Stevens Point city | 9,524 | 1,934 | 2,002 | 1,967 | 9,162 |
| Ward 17 | 10,226 | 1,689 | 2,059 | 2,047 | 10,123 | Stoughton city | 3,431 | 678 | 772 | 762 | 3,330 |
| Ward 18 | 13,907 | 2,036 | 2,741 | 2,717 | 13,199 | Sturgeon Bay city | 3,372 | 663 | 716 | 703 | 3,283 |
| Ward 19 | 18,627 | 2,982 | 3,933 | 3,914 | 18,456 | Superior city | 31,091 | 4,925 | 5,634 | 5,377 | 26,193 |
| Ward 20 | 16,863 | 2,956 | 3,537 | 3,532 | 16,831 | Tomah city | 2,840 | 644 | 667 | 655 | 2,738 |
| Ward 21 | 12,175 | 2,089 | 2,478 | 2,471 | 12,145 | Two Rivers city | 3,784 | 671 | 813 | 805 | 3,709 |
| Mineral Point city | 2,991 | 637 | 738 | 732 | 2,925 | Watertown city | 8,437 | 1,936 | 2,014 | 1,999 | 8,180 |
| Monroe city | 3,927 | 993 | 1,033 | 1,027 | 3,830 | Waukesha city | 7,419 | 1,611 | 1,684 | 1,624 | 6,650 |
| Neenah city | 6,954 | 1,211 | 1,294 | 1,281 | 5,806 | Waupaca city | 2,912 | 677 | 685 | 664 | 2,734 |
| New London city | 2,742 | 532 | 626 | 618 | 2,590 | Waupun city | 3,185 | 676 | 688 | 674 | 2,596 |
| Oconomowoc city | 2,880 | 692 | 703 | 697 | 2,820 | Wausau city | 12,354 | 2,205 | 2,477 | 2,446 | 11,942 |
| Oconto city | 5,646 | 1,099 | 1,130 | 1,109 | 5,450 | Wauwatosa city | 2,842 | 573 | 575 | 565 | 2,657 |
| Oshkosh city | 28,284 | 5,811 | 6,207 | 6,126 | 27,445 | Whitewater city | 3,405 | 945 | 983 | 973 | 3,359 |
| Platteville city | 3,340 | 784 | 826 | 816 | 3,265 | | | | | | |
| Portage city | 5,459 | 1,259 | 1,319 | 1,304 | 5,236 | Wyoming: | | | | | |
| Port Washington city | 3,010 | 551 | 625 | 611 | 2,808 | Cheyenne city | 14,087 | 2,518 | 2,637 | 2,552 | 12,911 |
| Prairie du Chien city | 3,232 | 671 | 702 | 683 | 3,001 | Laramie city | 8,207 | 1,478 | 1,545 | 1,448 | 6,909 |
| Racine city | 29,102 | 5,492 | 6,238 | 6,148 | 28,186 | Rock Springs city | 4,363 | 879 | 900 | 787 | 3,682 |
| Rhineland city | 4,998 | 909 | 991 | 959 | 4,490 | | | | | | |
| Rice Lake city | 3,002 | 566 | 602 | 590 | 2,867 | | | | | | |
| Ripon city | 3,818 | 868 | 920 | 903 | 3,675 | | | | | | |

PROPRIETORSHIP OF HOMES.

- TABLE 105.—PRIVATE FAMILIES OCCUPYING OWNED AND HIRED AND FREE AND ENCUMBERED HOMES, BY STATES AND TERRITORIES: 1900.
- TABLE 106.—PRIVATE FAMILIES OCCUPYING OWNED AND HIRED AND FREE AND ENCUMBERED HOMES, BY COUNTIES: 1900.
- TABLE 107.—PRIVATE FAMILIES OCCUPYING OWNED AND HIRED AND FREE AND ENCUMBERED HOMES, FOR PLACES HAVING 8,000 INHABITANTS OR MORE, AND BY WARDS FOR CERTAIN CITIES: 1900.
- TABLE 108.—PERSONS OWNING AND HIRING THEIR HOMES, CLASSIFIED BY COLOR, BY STATES AND TERRITORIES: 1900.
- TABLE 109.—PERSONS OWNING AND HIRING THEIR HOMES, CLASSIFIED BY SEX, BY STATES AND TERRITORIES: 1900.
- TABLE 110.—PERSONS OWNING AND HIRING THEIR HOMES, CLASSIFIED BY AGE PERIODS, BY STATES AND TERRITORIES: 1900.
- TABLE 111.—PERSONS OWNING AND HIRING THEIR HOMES, CLASSIFIED BY COLOR, FOR CITIES HAVING 100,000 INHABITANTS OR MORE: 1900.
- TABLE 112.—PERSONS OWNING AND HIRING THEIR HOMES, CLASSIFIED BY SEX, FOR CITIES HAVING 100,000 INHABITANTS OR MORE: 1900.
- TABLE 113.—PERSONS OWNING AND HIRING THEIR HOMES, CLASSIFIED BY AGE PERIODS, FOR CITIES HAVING 100,000 INHABITANTS OR MORE: 1900.
- TABLE 114.—WHITE PERSONS OWNING AND HIRING THEIR HOMES, DISTRIBUTED ACCORDING TO PARENTAGE, BY STATES AND TERRITORIES: 1900.
- TABLE 115.—WHITE PERSONS OWNING AND HIRING THEIR HOMES, DISTRIBUTED ACCORDING TO PARENTAGE, FOR CITIES HAVING 100,000 INHABITANTS OR MORE: 1900.

STATISTICS OF POPULATION.

TABLE 105.—PRIVATE FAMILIES OCCUPYING OWNED AND HIRED AND

| STATES AND TERRITORIES. | ALL HOMES. | | | | | | |
|--|------------|-----------|-----------|-------------|----------|-----------|----------|
| | Aggregate. | Owned. | | | | Hired. | Unknown. |
| | | Total. | Free. | Encumbered. | Unknown. | | |
| 1 The United States ¹ | 16,006,487 | 7,218,755 | 4,739,914 | 2,180,229 | 298,612 | 8,246,747 | 540,985 |
| 2 Alabama..... | 370,980 | 122,449 | 94,692 | 20,549 | 7,208 | 231,180 | 17,361 |
| 3 Alaska..... | 12,183 | 7,212 | 7,190 | 22 | | 1,644 | 3,327 |
| 4 Arizona..... | 27,817 | 15,817 | 13,259 | 1,009 | 1,049 | 10,545 | 1,955 |
| 5 Arkansas..... | 262,421 | 119,827 | 95,510 | 16,469 | 7,848 | 130,411 | 12,188 |
| 6 California..... | 324,690 | 146,994 | 100,228 | 40,216 | 6,550 | 162,275 | 15,421 |
| 7 Colorado..... | 122,349 | 54,965 | 39,000 | 12,923 | 3,042 | 61,886 | 5,998 |
| 8 Connecticut..... | 200,640 | 76,855 | 37,930 | 37,496 | 1,429 | 119,094 | 4,691 |
| 9 Delaware..... | 39,007 | 13,641 | 7,759 | 5,115 | 767 | 23,835 | 1,581 |
| 10 District of Columbia..... | 55,465 | 12,998 | 8,441 | 4,261 | 296 | 40,753 | 1,714 |
| 11 Florida..... | 113,629 | 50,930 | 40,810 | 5,469 | 4,651 | 55,920 | 6,779 |
| 12 Georgia..... | 450,712 | 129,667 | 101,114 | 17,603 | 10,950 | 291,447 | 29,598 |
| 13 Hawaii..... | 29,763 | 6,321 | 5,172 | 438 | 711 | 21,086 | 2,356 |
| 14 Idaho..... | 35,819 | 24,370 | 20,163 | 3,215 | 992 | 9,218 | 2,231 |
| 15 Illinois..... | 1,024,189 | 451,697 | 273,594 | 161,615 | 16,388 | 547,369 | 25,223 |
| 16 Indiana..... | 567,072 | 312,288 | 200,035 | 103,643 | 8,605 | 242,538 | 12,201 |
| 17 Indian Territory..... | 76,017 | 24,531 | 17,809 | 463 | 6,259 | 47,746 | 3,740 |
| 18 Iowa..... | 476,710 | 282,760 | 163,640 | 112,877 | 6,243 | 188,053 | 10,897 |
| 19 Kansas..... | 319,422 | 183,286 | 116,784 | 61,504 | 4,998 | 126,240 | 9,896 |
| 20 Kentucky..... | 484,228 | 213,142 | 172,042 | 35,034 | 11,066 | 204,009 | 12,077 |
| 21 Louisiana..... | 281,449 | 83,575 | 64,861 | 12,204 | 6,510 | 181,577 | 16,297 |
| 22 Maine..... | 161,588 | 102,537 | 75,262 | 24,296 | 2,979 | 55,028 | 4,023 |
| 23 Maryland..... | 239,837 | 90,702 | 58,577 | 27,108 | 5,017 | 135,353 | 13,782 |
| 24 Massachusetts..... | 604,373 | 206,127 | 108,766 | 93,502 | 3,859 | 379,696 | 19,050 |
| 25 Michigan..... | 542,358 | 330,276 | 191,863 | 123,939 | 9,474 | 198,078 | 14,004 |
| 26 Minnesota..... | 337,284 | 208,189 | 126,181 | 74,654 | 7,354 | 118,034 | 11,061 |
| 27 Mississippi..... | 316,114 | 102,645 | 73,159 | 23,517 | 5,963 | 194,637 | 18,832 |
| 28 Missouri..... | 646,872 | 322,244 | 193,229 | 118,742 | 10,273 | 307,492 | 17,136 |
| 29 Montana..... | 52,125 | 28,563 | 23,656 | 3,398 | 1,509 | 20,556 | 3,006 |
| 30 Nebraska..... | 217,990 | 120,705 | 71,133 | 44,242 | 5,330 | 90,711 | 6,574 |
| 31 Nevada..... | 10,472 | 6,511 | 5,636 | 543 | 332 | 3,134 | 827 |
| 32 New Hampshire..... | 96,534 | 50,593 | 35,839 | 12,989 | 1,765 | 42,840 | 3,101 |
| 33 New Jersey..... | 408,993 | 138,055 | 61,755 | 69,804 | 4,496 | 259,348 | 13,090 |
| 34 New Mexico..... | 45,510 | 29,223 | 26,652 | 632 | 1,939 | 13,118 | 3,169 |
| 35 New York..... | 1,608,170 | 521,537 | 277,767 | 230,870 | 12,900 | 1,043,800 | 42,833 |
| 36 North Carolina..... | 367,565 | 165,222 | 130,650 | 24,735 | 9,837 | 188,162 | 14,181 |
| 37 North Dakota..... | 63,360 | 49,163 | 33,409 | 13,710 | 2,044 | 11,363 | 2,334 |
| 38 Ohio..... | 934,674 | 481,592 | 317,012 | 149,376 | 15,204 | 431,301 | 21,781 |
| 39 Oklahoma..... | 85,929 | 59,762 | 50,246 | 6,532 | 2,984 | 23,157 | 3,010 |
| 40 Oregon..... | 37,545 | 50,174 | 37,284 | 10,771 | 2,119 | 33,745 | 3,626 |
| 41 Pennsylvania..... | 1,303,174 | 523,843 | 326,637 | 174,920 | 22,236 | 742,385 | 36,946 |
| 42 Rhode Island..... | 92,735 | 28,009 | 14,506 | 10,780 | 723 | 64,362 | 2,364 |
| 43 South Carolina..... | 267,859 | 77,054 | 57,138 | 13,994 | 5,922 | 174,448 | 16,357 |
| 44 South Dakota..... | 32,290 | 56,785 | 37,153 | 17,115 | 2,517 | 22,610 | 2,895 |
| 45 Tennessee..... | 399,017 | 179,175 | 146,763 | 20,995 | 11,417 | 206,077 | 13,765 |
| 46 Texas..... | 582,055 | 261,933 | 196,165 | 50,160 | 15,608 | 299,312 | 20,810 |
| 47 Utah..... | 55,208 | 36,724 | 31,344 | 4,292 | 1,088 | 17,012 | 1,472 |
| 48 Vermont..... | 80,559 | 47,751 | 26,712 | 19,662 | 1,377 | 31,014 | 1,794 |
| 49 Virginia..... | 360,749 | 170,574 | 133,836 | 26,530 | 10,208 | 177,087 | 13,088 |
| 50 Washington..... | 107,171 | 57,204 | 44,681 | 10,421 | 2,102 | 45,113 | 4,854 |
| 51 West Virginia..... | 183,780 | 93,469 | 77,972 | 14,331 | 5,666 | 80,759 | 4,552 |
| 52 Wisconsin..... | 420,327 | 274,010 | 161,059 | 104,966 | 7,985 | 137,009 | 9,308 |
| 53 Wyoming..... | 18,632 | 9,674 | 7,779 | 1,073 | 817 | 7,388 | 1,570 |

¹Includes persons in the military and naval service of the United States (including civilian employees, etc.) stationed abroad, not credited to any state or territory.

PROPRIETORSHIP OF HOMES.

FREE AND ENCUMBERED HOMES, BY STATES AND TERRITORIES: 1900.

| FARM HOMES. | | | | | | | OTHER HOMES. | | | | | | | |
|-------------|-----------|-----------|-------------|-----------|-----------|-----------|--------------|-----------|-----------|-------------|-----------|-----------|-----------|----|
| Aggregate. | Owned. | | | | Hired. | Un-known. | Aggregate. | Owned. | | | | Hired. | Un-known. | |
| | Total. | Free. | Encumbered. | Un-known. | | | | Total. | Free. | Encumbered. | Un-known. | | | |
| 5,691,191 | 3,689,860 | 2,419,995 | 1,093,285 | 126,130 | 2,010,959 | 40,872 | 10,815,246 | 3,579,395 | 2,319,919 | 1,086,994 | 172,482 | 6,235,788 | 500,068 | 1 |
| 217,348 | 91,639 | 70,438 | 16,785 | 4,416 | 124,063 | 1,646 | 153,682 | 30,810 | 24,254 | 3,764 | 2,792 | 107,117 | 15,705 | 2 |
| 24 | 22 | 19 | 3 | | 2 | | 12,159 | 7,190 | 7,171 | 19 | | 1,642 | 3,327 | 3 |
| 7,283 | 6,452 | 5,924 | 380 | 148 | 733 | 98 | 20,534 | 8,865 | 7,335 | 629 | 901 | 9,812 | 1,857 | 4 |
| 175,869 | 94,344 | 77,089 | 12,833 | 4,422 | 79,592 | 1,933 | 86,552 | 25,483 | 18,421 | 3,636 | 3,426 | 50,819 | 10,250 | 5 |
| 70,217 | 51,093 | 33,620 | 15,979 | 1,494 | 18,212 | 912 | 254,473 | 95,901 | 66,608 | 24,237 | 5,056 | 144,063 | 14,509 | 6 |
| 24,602 | 17,850 | 12,447 | 4,610 | 793 | 6,364 | 388 | 97,747 | 37,115 | 26,553 | 8,313 | 2,249 | 55,022 | 5,610 | 7 |
| 26,496 | 22,669 | 13,250 | 9,098 | 321 | 3,656 | 171 | 174,144 | 54,186 | 24,680 | 28,398 | 1,108 | 115,438 | 4,520 | 8 |
| 9,669 | 4,716 | 2,803 | 1,611 | 302 | 4,878 | 75 | 29,338 | 8,925 | 4,956 | 3,504 | 465 | 18,957 | 1,456 | 9 |
| 261 | 144 | 116 | 27 | 1 | 112 | 5 | 55,204 | 12,854 | 8,325 | 4,234 | 295 | 40,641 | 1,709 | 10 |
| 40,887 | 28,614 | 24,864 | 2,773 | 1,777 | 11,873 | 400 | 72,742 | 22,316 | 16,746 | 2,696 | 2,874 | 44,047 | 6,379 | 11 |
| 221,213 | 88,343 | 70,222 | 12,136 | 5,985 | 130,724 | 2,146 | 229,499 | 41,324 | 30,892 | 5,467 | 4,965 | 160,723 | 27,452 | 12 |
| 1,326 | 932 | 793 | 68 | 71 | 352 | 42 | 28,437 | 5,389 | 4,379 | 370 | 640 | 20,734 | 2,314 | 13 |
| 17,054 | 15,085 | 12,264 | 2,407 | 414 | 1,741 | 223 | 18,765 | 9,285 | 7,899 | 808 | 578 | 7,477 | 2,003 | 14 |
| 262,180 | 158,394 | 92,702 | 60,063 | 5,629 | 101,728 | 2,058 | 762,009 | 293,203 | 180,892 | 101,552 | 10,769 | 445,641 | 23,165 | 15 |
| 221,240 | 156,827 | 97,202 | 55,864 | 3,761 | 62,972 | 1,441 | 345,832 | 155,456 | 102,833 | 47,779 | 4,844 | 179,616 | 10,760 | 16 |
| 47,548 | 11,912 | 8,469 | 78 | 3,365 | 34,776 | 860 | 28,469 | 12,619 | 9,340 | 385 | 2,894 | 12,970 | 2,880 | 17 |
| 223,346 | 146,754 | 67,616 | 76,389 | 2,749 | 75,099 | 1,493 | 253,364 | 136,006 | 96,024 | 36,488 | 3,494 | 107,954 | 9,404 | 18 |
| 166,821 | 108,530 | 61,806 | 44,343 | 2,381 | 56,569 | 1,722 | 182,601 | 74,756 | 54,978 | 17,161 | 2,617 | 69,671 | 8,174 | 19 |
| 234,617 | 154,559 | 126,219 | 22,574 | 5,766 | 78,191 | 1,867 | 199,611 | 63,583 | 45,823 | 12,460 | 5,300 | 125,813 | 10,210 | 20 |
| 114,095 | 47,393 | 36,637 | 7,878 | 2,878 | 65,879 | 823 | 167,354 | 36,182 | 28,224 | 4,326 | 3,632 | 115,698 | 15,474 | 21 |
| 56,976 | 53,496 | 38,415 | 13,991 | 1,090 | 3,137 | 343 | 104,612 | 49,041 | 36,847 | 10,305 | 1,889 | 51,891 | 3,680 | 22 |
| 47,011 | 30,385 | 18,088 | 10,533 | 1,764 | 16,054 | 572 | 192,826 | 60,317 | 40,489 | 16,575 | 3,253 | 119,299 | 13,210 | 23 |
| 36,249 | 31,587 | 18,971 | 11,941 | 675 | 4,393 | 269 | 568,624 | 174,540 | 89,795 | 81,561 | 3,184 | 375,303 | 18,781 | 24 |
| 202,216 | 168,062 | 85,490 | 79,789 | 2,783 | 33,082 | 1,122 | 340,142 | 162,214 | 106,373 | 49,150 | 6,691 | 165,046 | 12,882 | 25 |
| 152,192 | 125,405 | 66,922 | 54,338 | 4,145 | 25,536 | 1,201 | 185,092 | 82,784 | 59,259 | 20,316 | 3,209 | 92,448 | 9,860 | 26 |
| 220,907 | 79,913 | 55,400 | 20,606 | 3,907 | 139,283 | 1,711 | 95,207 | 22,732 | 17,759 | 2,911 | 2,062 | 55,354 | 17,121 | 27 |
| 282,629 | 194,493 | 109,665 | 80,662 | 4,166 | 86,433 | 1,703 | 364,243 | 127,751 | 83,564 | 38,080 | 6,107 | 221,059 | 15,433 | 28 |
| 13,646 | 11,964 | 9,858 | 1,608 | 498 | 1,499 | 183 | 38,479 | 16,599 | 13,798 | 1,790 | 1,011 | 19,057 | 2,823 | 29 |
| 116,721 | 74,364 | 38,976 | 32,411 | 2,977 | 41,467 | 890 | 101,269 | 46,341 | 32,157 | 11,331 | 2,353 | 49,244 | 5,684 | 30 |
| 2,113 | 1,815 | 1,435 | 344 | 36 | 271 | 27 | 8,359 | 4,696 | 4,201 | 199 | 296 | 2,863 | 300 | 31 |
| 28,145 | 25,370 | 18,388 | 6,279 | 703 | 2,595 | 180 | 68,389 | 25,223 | 17,451 | 6,710 | 1,062 | 40,245 | 2,921 | 32 |
| 35,208 | 24,052 | 11,104 | 11,968 | 980 | 10,855 | 301 | 373,785 | 112,003 | 50,651 | 57,836 | 3,516 | 248,993 | 12,789 | 33 |
| 13,056 | 11,469 | 10,655 | 246 | 568 | 1,419 | 168 | 32,454 | 17,764 | 15,997 | 386 | 1,371 | 11,699 | 3,001 | 34 |
| 227,083 | 170,603 | 89,655 | 77,164 | 3,784 | 55,056 | 1,424 | 1,381,087 | 350,934 | 188,112 | 153,706 | 9,116 | 988,744 | 41,409 | 35 |
| 223,657 | 128,887 | 104,387 | 19,589 | 4,931 | 93,729 | 1,041 | 143,908 | 36,335 | 26,283 | 5,146 | 4,906 | 94,433 | 13,140 | 36 |
| 43,975 | 39,456 | 26,113 | 11,965 | 1,378 | 4,151 | 368 | 19,385 | 9,707 | 7,296 | 1,745 | 666 | 7,712 | 1,966 | 37 |
| 279,786 | 201,941 | 138,445 | 58,632 | 4,364 | 76,311 | 1,534 | 654,888 | 279,651 | 178,567 | 90,744 | 10,340 | 354,990 | 20,247 | 38 |
| 63,006 | 48,723 | 41,607 | 4,995 | 2,121 | 13,656 | 627 | 22,923 | 11,039 | 8,639 | 1,537 | 863 | 9,501 | 2,383 | 39 |
| 35,959 | 28,638 | 20,766 | 7,010 | 862 | 7,118 | 203 | 51,586 | 21,536 | 16,513 | 3,761 | 1,257 | 26,627 | 3,423 | 40 |
| 225,056 | 164,092 | 107,512 | 51,271 | 5,309 | 59,738 | 1,226 | 1,078,118 | 359,751 | 219,175 | 123,649 | 16,927 | 682,647 | 35,720 | 41 |
| 5,606 | 4,229 | 2,853 | 1,061 | 315 | 1,345 | 32 | 87,129 | 21,780 | 11,653 | 9,719 | 408 | 63,017 | 2,332 | 42 |
| 152,885 | 58,461 | 43,060 | 11,181 | 4,220 | 93,518 | 906 | 114,974 | 18,593 | 14,078 | 2,813 | 1,702 | 80,930 | 15,451 | 43 |
| 51,828 | 40,115 | 24,353 | 14,143 | 1,609 | 11,332 | 381 | 30,462 | 16,670 | 12,795 | 2,967 | 908 | 11,278 | 2,514 | 44 |
| 225,842 | 132,731 | 112,638 | 14,699 | 5,394 | 91,573 | 1,538 | 173,175 | 46,444 | 34,125 | 6,296 | 6,023 | 114,504 | 12,227 | 45 |
| 341,524 | 171,975 | 125,504 | 38,408 | 8,063 | 167,867 | 1,632 | 240,581 | 89,958 | 70,661 | 11,752 | 7,545 | 181,445 | 19,128 | 46 |
| 19,482 | 17,766 | 15,397 | 1,932 | 437 | 1,596 | 120 | 35,726 | 18,958 | 15,947 | 2,360 | 651 | 15,416 | 1,352 | 47 |
| 32,735 | 27,252 | 14,151 | 12,493 | 608 | 5,336 | 147 | 47,824 | 20,499 | 12,561 | 7,169 | 769 | 25,678 | 1,647 | 48 |
| 170,208 | 115,815 | 94,688 | 16,268 | 4,859 | 53,494 | 899 | 190,541 | 54,759 | 39,148 | 10,262 | 5,349 | 123,593 | 12,189 | 49 |
| 33,781 | 28,016 | 21,593 | 6,001 | 422 | 5,532 | 233 | 73,390 | 29,188 | 23,088 | 4,420 | 1,680 | 39,581 | 4,621 | 50 |
| 94,445 | 70,949 | 58,633 | 9,645 | 2,671 | 22,938 | 558 | 89,335 | 27,520 | 19,339 | 5,186 | 2,995 | 57,821 | 3,994 | 51 |
| 169,287 | 146,996 | 77,490 | 65,589 | 2,917 | 22,414 | 877 | 251,040 | 123,014 | 83,569 | 39,377 | 5,068 | 114,595 | 8,431 | 52 |
| 5,878 | 5,065 | 4,095 | 569 | 401 | 715 | 98 | 12,754 | 4,609 | 3,684 | 509 | 416 | 6,673 | 1,472 | 53 |

TABLE 106.—PRIVATE FAMILIES OCCUPYING OWNED AND HIRED AND FREE AND ENCUMBERED HOMES, BY COUNTIES: 1900.

| COUNTIES. | Total private families. | FARM HOMES. | | | | | | OTHER HOMES. | | | | | |
|------------------------|-------------------------|-------------|--------|-------------|-----------|---------|-----------|--------------|--------|-------------|-----------|---------|-----------|
| | | Total. | Owned. | | | Hired. | Un-known. | Total. | Owned. | | | Hired. | Un-known. |
| | | | Free. | Encumbered. | Un-known. | | | | Free. | Encumbered. | Un-known. | | |
| Alabama..... | 370,980 | 217,348 | 70,438 | 16,785 | 4,416 | 124,063 | 1,646 | 158,632 | 24,254 | 3,764 | 2,792 | 107,117 | 15,705 |
| Autauga..... | 3,666 | 2,379 | 589 | 186 | 39 | 1,541 | 24 | 1,287 | 186 | 41 | 14 | 808 | 288 |
| Baldwin..... | 2,574 | 1,735 | 609 | 15 | 3 | 81 | 17 | 1,839 | 955 | 16 | 18 | 668 | 182 |
| Barbour..... | 7,088 | 4,344 | 822 | 353 | 70 | 3,070 | 29 | 2,744 | 328 | 39 | 126 | 1,884 | 367 |
| Bibb..... | 3,712 | 1,672 | 651 | 82 | 22 | 791 | 6 | 2,040 | 211 | 38 | 47 | 1,689 | 105 |
| Blount..... | 4,332 | 3,522 | 1,854 | 395 | 22 | 1,300 | 11 | 810 | 149 | 17 | 29 | 589 | 76 |
| Bullock..... | 6,820 | 4,895 | 441 | 121 | 33 | 4,261 | 19 | 1,925 | 219 | 41 | 18 | 1,496 | 151 |
| Butler..... | 6,188 | 3,168 | 774 | 396 | 221 | 1,745 | 32 | 2,020 | 344 | 67 | 22 | 1,202 | 385 |
| Calhoun..... | 7,026 | 2,911 | 958 | 194 | 30 | 1,702 | 27 | 4,115 | 678 | 90 | 112 | 3,087 | 148 |
| Chambers..... | 6,324 | 3,940 | 907 | 325 | 41 | 2,649 | 18 | 2,884 | 221 | 23 | 25 | 1,901 | 214 |
| Cherokee..... | 4,063 | 2,926 | 1,223 | 128 | 34 | 1,523 | 18 | 1,187 | 133 | 7 | 39 | 837 | 121 |
| Chilton..... | 3,255 | 1,126 | 344 | 28 | 28 | 792 | 26 | 939 | 90 | 12 | 25 | 625 | 187 |
| Choctaw..... | 3,445 | 2,327 | 1,033 | 278 | 77 | 1,416 | 23 | 618 | 68 | 4 | 32 | 367 | 147 |
| Clarke..... | 5,165 | 3,337 | 1,375 | 261 | 290 | 1,898 | 13 | 1,328 | 163 | 28 | 71 | 938 | 128 |
| Clay..... | 3,221 | 2,306 | 1,491 | 166 | 20 | 1,109 | 20 | 415 | 67 | 1 | 20 | 282 | 45 |
| Cleburne..... | 2,590 | 2,059 | 964 | 149 | 51 | 884 | 11 | 531 | 160 | 9 | 19 | 327 | 16 |
| Coffee..... | 3,894 | 2,753 | 1,159 | 341 | 24 | 1,221 | 8 | 1,141 | 177 | 30 | 47 | 798 | 89 |
| Colbert..... | 4,846 | 2,355 | 647 | 162 | 35 | 1,454 | 27 | 1,991 | 413 | 34 | 51 | 1,378 | 115 |
| Conecuh..... | 3,456 | 2,397 | 1,244 | 291 | 17 | 818 | 27 | 1,059 | 159 | 32 | 41 | 648 | 179 |
| Coosa..... | 3,022 | 2,554 | 1,100 | 135 | 57 | 1,253 | 9 | 468 | 89 | 1 | 18 | 268 | 92 |
| Covington..... | 2,895 | 1,926 | 1,306 | 227 | 3 | 377 | 14 | 969 | 122 | 17 | 29 | 615 | 186 |
| Crenshaw..... | 3,819 | 2,883 | 1,081 | 395 | 36 | 1,360 | 11 | 936 | 128 | 11 | 26 | 700 | 71 |
| Cullman..... | 3,335 | 2,394 | 1,676 | 443 | 11 | 761 | 3 | 441 | 148 | 33 | 10 | 213 | 32 |
| Dale..... | 4,084 | 2,956 | 1,259 | 341 | 48 | 1,293 | 16 | 1,123 | 187 | 21 | 30 | 719 | 171 |
| Dallas..... | 12,890 | 7,076 | 484 | 253 | 187 | 6,178 | 24 | 3,814 | 546 | 116 | 33 | 4,214 | 905 |
| DeKalb..... | 4,550 | 3,883 | 2,114 | 269 | 14 | 1,468 | 18 | 667 | 141 | 14 | 19 | 437 | 56 |
| Elmore..... | 5,095 | 3,299 | 823 | 463 | 163 | 1,811 | 39 | 1,796 | 142 | 19 | 44 | 1,136 | 455 |
| Escambia..... | 2,203 | 958 | 745 | 84 | 10 | 159 | 10 | 1,245 | 370 | 26 | 59 | 696 | 94 |
| Etowah..... | 5,264 | 2,828 | 1,215 | 200 | 21 | 1,381 | 11 | 2,436 | 400 | 22 | 47 | 1,848 | 119 |
| Fayette..... | 2,652 | 2,366 | 1,450 | 173 | 15 | 721 | 7 | 286 | 42 | 1 | 2 | 192 | 49 |
| Franklin..... | 2,983 | 2,229 | 1,060 | 146 | 38. | 978 | 7 | 754 | 107 | 11 | 47 | 523 | 66 |
| Geneva..... | 3,500 | 2,290 | 1,271 | 186 | 226 | 591 | 16 | 1,210 | 167 | 15 | 44 | 830 | 154 |
| Greene..... | 5,638 | 3,959 | 403 | 165 | 62 | 3,313 | 6 | 1,679 | 71 | 13 | 43 | 1,281 | 271 |
| Hale..... | 6,878 | 3,685 | 944 | 380 | 90 | 2,668 | 3 | 3,193 | 117 | 33 | 93 | 2,458 | 492 |
| Henry..... | 6,879 | 4,494 | 1,482 | 549 | 142 | 2,297 | 24 | 2,385 | 339 | 50 | 45 | 1,652 | 299 |
| Jackson..... | 5,895 | 4,160 | 1,873 | 223 | 31 | 2,000 | 33 | 1,785 | 373 | 43 | 38 | 1,122 | 159 |
| Jefferson..... | 29,527 | 3,766 | 2,253 | 263 | 58 | 1,191 | 6 | 25,761 | 3,515 | 906 | 261 | 20,336 | 743 |
| Lamar..... | 2,986 | 2,587 | 1,165 | 403 | 110 | 867 | 22 | 419 | 95 | 13 | 17 | 240 | 54 |
| Lauderdale..... | 5,262 | 3,213 | 1,814 | 161 | 129 | 1,372 | 42 | 2,044 | 491 | 63 | 45 | 1,299 | 146 |
| Lawrence..... | 3,906 | 3,158 | 956 | 245 | 99 | 1,816 | 42 | 748 | 123 | 18 | 93 | 422 | 92 |
| Lee..... | 6,463 | 3,390 | 717 | 252 | 33 | 2,370 | 18 | 3,078 | 615 | 40 | 23 | 2,179 | 221 |
| Limestone..... | 4,463 | 3,562 | 995 | 221 | 53 | 2,239 | 54 | 901 | 190 | 22 | 34 | 539 | 116 |
| Lowndes..... | 7,979 | 6,289 | 343 | 234 | 122 | 5,427 | 138 | 1,710 | 153 | 41 | 22 | 632 | 862 |
| Macon..... | 5,058 | 3,685 | 397 | 169 | 37 | 3,044 | 18 | 1,423 | 135 | 25 | 18 | 1,086 | 159 |
| Madison..... | 8,879 | 5,058 | 1,268 | 472 | 77 | 3,155 | 86 | 3,821 | 821 | 169 | 33 | 2,532 | 261 |
| Marengo..... | 3,466 | 5,506 | 929 | 360 | 76 | 3,976 | 165 | 2,960 | 291 | 76 | 29 | 1,564 | 1,000 |
| Marion..... | 2,697 | 2,401 | 1,451 | 169 | 17 | 750 | 14 | 296 | 61 | 3 | 12 | 170 | 60 |
| Marshall..... | 4,456 | 3,708 | 1,838 | 280 | 13 | 1,559 | 18 | 743 | 126 | 22 | 17 | 467 | 116 |
| Mobile..... | 13,951 | 8,948 | 710 | 23 | 27 | 85 | 3 | 13,108 | 3,832 | 273 | 180 | 8,321 | 497 |
| Monroe..... | 4,551 | 3,462 | 1,285 | 308 | 62 | 1,773 | 29 | 1,089 | 39 | 4 | 45 | 889 | 112 |
| Montgomery..... | 16,282 | 5,668 | 573 | 189 | 73 | 4,306 | 27 | 10,614 | 1,355 | 471 | 34 | 7,646 | 1,103 |
| Morgan..... | 5,841 | 3,003 | 1,054 | 372 | 106 | 1,437 | 34 | 2,338 | 614 | 163 | 44 | 1,903 | 114 |
| Perry..... | 6,791 | 4,533 | 617 | 393 | 72 | 3,432 | 19 | 2,256 | 282 | 59 | 18 | 1,351 | 548 |
| Pickens..... | 5,125 | 4,060 | 1,140 | 526 | 39 | 2,338 | 17 | 1,065 | 61 | 17 | 9 | 797 | 181 |
| Pike..... | 5,655 | 3,833 | 981 | 345 | 58 | 2,435 | 14 | 1,822 | 281 | 60 | 23 | 1,196 | 262 |
| Randolph..... | 4,180 | 3,430 | 1,392 | 280 | 130 | 1,613 | 15 | 750 | 209 | 6 | 30 | 421 | 84 |
| Russell..... | 5,503 | 3,103 | 390 | 147 | 67 | 2,473 | 21 | 2,500 | 295 | 65 | 28 | 1,840 | 272 |
| St. Clair..... | 3,627 | 2,596 | 1,190 | 229 | 17 | 1,145 | 15 | 1,031 | 193 | 19 | 24 | 750 | 45 |
| Shelby..... | 4,509 | 2,447 | 1,270 | 153 | 37 | 973 | 14 | 2,062 | 347 | 30 | 66 | 1,470 | 149 |
| Sumter..... | 6,849 | 5,060 | 536 | 241 | 74 | 4,189 | 20 | 1,789 | 196 | 30 | 6 | 1,280 | 277 |
| Talladega..... | 6,750 | 3,802 | 961 | 267 | 75 | 2,478 | 21 | 2,943 | 500 | 59 | 121 | 2,142 | 126 |
| Tallapoosa..... | 5,540 | 4,103 | 1,079 | 422 | 240 | 2,333 | 29 | 1,437 | 213 | 37 | 23 | 950 | 214 |
| Tuscaloosa..... | 6,848 | 3,823 | 1,621 | 439 | 51 | 1,717 | 15 | 3,025 | 531 | 31 | 30 | 2,179 | 254 |
| Walker..... | 5,027 | 2,444 | 1,559 | 146 | 27 | 704 | 8 | 2,583 | 305 | 37 | 69 | 2,090 | 92 |
| Washington..... | 2,024 | 1,137 | 801 | 66 | 9 | 279 | 2 | 867 | 82 | 18 | 25 | 615 | 127 |
| Wilcox..... | 3,110 | 5,797 | 725 | 204 | 138 | 4,623 | 107 | 2,313 | 99 | 7 | 5 | 1,406 | 776 |
| Winston..... | 1,793 | 1,629 | 1,137 | 97 | 14 | 325 | 6 | 164 | 54 | | 10 | 77 | 23 |
| Alaska..... | 12,183 | 24 | 19 | 3 | | 2 | | 12,159 | 7,171 | 19 | | 1,642 | 3,327 |
| Northern district..... | 4,852 | 5 | 2 | 2 | | 1 | | 4,847 | 3,376 | 6 | | 216 | 1,249 |
| Southern district..... | 7,331 | 19 | 17 | 1 | | 1 | | 7,312 | 3,795 | 13 | | 1,426 | 2,078 |
| Arizona..... | 27,817 | 7,283 | 5,924 | 380 | 143 | 733 | 98 | 20,534 | 7,335 | 629 | 901 | 9,312 | 1,857 |
| Apache..... | 1,794 | 928 | 866 | 2 | 5 | 39 | 16 | 866 | 621 | 6 | 10 | 196 | 33 |
| Cochise..... | 2,664 | 175 | 141 | 3 | 3 | 26 | 2 | 2,489 | 308 | 12 | 36 | 1,460 | 173 |
| Cocconino..... | 1,294 | 369 | 302 | 1 | 1 | 30 | 35 | 925 | 236 | 23 | 5 | 526 | 85 |
| Gila..... | 1,168 | 376 | 362 | 3 | | 2 | | 792 | 336 | 21 | 12 | 307 | 116 |
| Graham..... | 2,982 | 533 | 401 | 40 | 48 | 93 | 6 | 2,374 | 961 | 21 | 174 | 1,072 | 126 |

PROPRIETORSHIP OF HOMES.

TABLE 106.—PRIVATE FAMILIES OCCUPYING OWNED AND HIRED AND FREE AND ENCUMBERED HOMES, BY COUNTIES: 1900—Continued.

| COUNTIES. | Total private families. | FARM HOMES. | | | | | | OTHER HOMES. | | | | | |
|---|-------------------------|-------------|--------|-------------|-----------|--------|-----------|--------------|--------|-------------|-----------|--------|-----------|
| | | Total. | Owned. | | | Hired. | Un-known. | Total. | Owned. | | | Hired. | Un-known. |
| | | | Free. | Encumbered. | Un-known. | | | | Free. | Encumbered. | Un-known. | | |
| Arizona—Continued. | | | | | | | | | | | | | |
| Maricopa..... | 4,898 | 1,581 | 970 | 283 | 28 | 291 | 9 | 2,812 | 769 | 312 | 66 | 1,435 | 280 |
| Mohave..... | 917 | 78 | 65 | 2 | 3 | 8 | 8 | 859 | 374 | 12 | 133 | 278 | 42 |
| Navajo..... | 1,657 | 840 | 815 | 20 | 6 | 11 | 8 | 817 | 466 | 8 | 2 | 256 | 35 |
| Pima..... | 3,191 | 345 | 228 | 7 | 7 | 90 | 2 | 2,846 | 775 | 95 | 127 | 1,626 | 223 |
| Pinal..... | 1,881 | 525 | 463 | 7 | 3 | 45 | 7 | 1,356 | 547 | 9 | 12 | 491 | 297 |
| Santa Cruz..... | 1,025 | 121 | 61 | 4 | 27 | 28 | 1 | 904 | 263 | 26 | 43 | 489 | 63 |
| Yavapai..... | 2,838 | 347 | 268 | 13 | 15 | 44 | 7 | 2,491 | 691 | 79 | 267 | 1,261 | 193 |
| Yuma..... | 1,166 | 194 | 170 | 2 | 2 | 19 | 1 | 972 | 369 | 5 | 14 | 415 | 169 |
| San Carlos reservation ¹ | 867 | 816 | 814 | | | | 2 | 51 | 29 | | | | 22 |
| Arkansas..... | 262,421 | 175,869 | 77,089 | 12,833 | 4,422 | 79,592 | 1,933 | 86,552 | 18,421 | 3,636 | 3,426 | 50,819 | 10,250 |
| Arkansas..... | 2,636 | 1,984 | 954 | 167 | 15 | 791 | 7 | 702 | 225 | 45 | 26 | 311 | 95 |
| Ashley..... | 3,836 | 2,849 | 957 | 191 | 25 | 1,665 | 11 | 987 | 177 | 17 | 18 | 651 | 124 |
| Baxter..... | 1,802 | 1,556 | 958 | 30 | 6 | 560 | 2 | 246 | 57 | 4 | 11 | 145 | 29 |
| Benton..... | 6,463 | 4,412 | 2,633 | 564 | 31 | 1,173 | 11 | 2,051 | 723 | 146 | 55 | 1,004 | 123 |
| Boone..... | 3,138 | 2,406 | 1,401 | 180 | 10 | 861 | 4 | 732 | 179 | 39 | 41 | 384 | 89 |
| Bradley..... | 1,784 | 1,272 | 801 | 181 | 3 | 332 | 5 | 512 | 125 | 23 | 25 | 301 | 38 |
| Calhoun..... | 1,631 | 1,152 | 727 | 122 | 12 | 285 | 6 | 479 | 67 | 3 | 21 | 353 | 35 |
| Carroll..... | 3,787 | 2,422 | 1,607 | 142 | 10 | 634 | 23 | 1,365 | 416 | 49 | 24 | 709 | 167 |
| Chicot..... | 3,256 | 2,420 | 1,119 | 35 | 227 | 2,016 | 23 | 836 | 88 | 6 | 24 | 563 | 155 |
| Clark..... | 4,064 | 2,577 | 1,381 | 125 | 112 | 942 | 17 | 1,487 | 442 | 56 | 162 | 613 | 214 |
| Clay..... | 3,194 | 2,009 | 1,009 | 133 | 13 | 839 | 10 | 1,185 | 350 | 36 | 24 | 680 | 95 |
| Cleburne..... | 1,890 | 1,538 | 961 | 111 | 69 | 397 | 13 | 352 | 85 | 11 | 20 | 180 | 56 |
| Cleveland..... | 2,233 | 1,487 | 887 | 137 | 6 | 444 | 13 | 746 | 153 | 9 | 17 | 423 | 144 |
| Columbia..... | 4,062 | 2,966 | 1,681 | 264 | 28 | 883 | 10 | 1,096 | 240 | 6 | 112 | 547 | 191 |
| Conway..... | 3,909 | 2,961 | 1,099 | 296 | 133 | 1,389 | 44 | 948 | 195 | 15 | 59 | 529 | 150 |
| Craighead..... | 3,873 | 2,155 | 908 | 138 | 46 | 1,028 | 35 | 1,718 | 406 | 120 | 43 | 944 | 205 |
| Crawford..... | 4,234 | 2,915 | 1,135 | 299 | 58 | 1,403 | 20 | 1,319 | 327 | 81 | 51 | 756 | 104 |
| Crittenden..... | 3,450 | 2,111 | 181 | 38 | 19 | 1,810 | 63 | 1,333 | 107 | 4 | 8 | 929 | 291 |
| Cross..... | 2,252 | 1,468 | 412 | 96 | 9 | 942 | 9 | 784 | 167 | 33 | 43 | 434 | 107 |
| Dallas..... | 2,047 | 1,315 | 869 | 154 | 9 | 272 | 11 | 732 | 221 | 49 | 13 | 407 | 42 |
| Desha..... | 2,708 | 1,856 | 300 | 78 | 14 | 1,427 | 37 | 852 | 98 | 11 | 16 | 626 | 101 |
| Drew..... | 3,812 | 2,802 | 798 | 508 | 33 | 1,520 | 8 | 950 | 215 | 47 | 22 | 562 | 104 |
| Faulkner..... | 3,959 | 3,844 | 1,627 | 309 | 92 | 1,303 | 13 | 615 | 169 | 36 | 12 | 328 | 70 |
| Franklin..... | 3,333 | 2,583 | 1,211 | 230 | 44 | 1,087 | 11 | 750 | 198 | 13 | 14 | 446 | 79 |
| Fulton..... | 2,502 | 2,089 | 1,207 | 128 | 154 | 585 | 5 | 413 | 78 | 12 | 24 | 263 | 36 |
| Garland..... | 4,138 | 1,853 | 780 | 60 | 172 | 327 | 14 | 2,785 | 455 | 147 | 277 | 1,786 | 120 |
| Grant..... | 1,432 | 1,245 | 893 | 79 | 4 | 261 | 3 | 187 | 24 | | 20 | 120 | 23 |
| Greene..... | 3,408 | 2,423 | 1,137 | 97 | 151 | 976 | 42 | 985 | 325 | 33 | 20 | 549 | 58 |
| Hempstead..... | 4,661 | 3,430 | 1,290 | 241 | 149 | 1,694 | 56 | 1,231 | 264 | 38 | 31 | 749 | 149 |
| Hot Spring..... | 2,443 | 1,662 | 1,178 | 80 | 12 | 377 | 15 | 781 | 164 | 16 | 65 | 483 | 53 |
| Howard..... | 2,682 | 2,224 | 1,201 | 124 | 18 | 864 | 17 | 458 | 105 | 2 | 11 | 237 | 103 |
| Independence..... | 4,321 | 3,204 | 1,222 | 328 | 128 | 1,501 | 25 | 1,117 | 230 | 62 | 46 | 627 | 152 |
| Izard..... | 2,515 | 2,271 | 1,365 | 81 | 12 | 806 | 7 | 245 | 77 | 4 | 24 | 124 | 16 |
| Jackson..... | 3,748 | 2,255 | 544 | 122 | 41 | 1,514 | 44 | 1,483 | 223 | 48 | 13 | 997 | 202 |
| Jefferson..... | 9,426 | 4,695 | 773 | 202 | 36 | 3,653 | 31 | 4,731 | 794 | 180 | 252 | 2,597 | 908 |
| Johnson..... | 3,307 | 2,478 | 1,197 | 200 | 11 | 1,053 | 17 | 829 | 254 | 16 | 24 | 502 | 33 |
| Lafayette..... | 2,079 | 1,177 | 373 | 114 | 82 | 590 | 18 | 902 | 90 | 18 | 32 | 643 | 119 |
| Lawrence..... | 3,271 | 1,973 | 736 | 154 | 48 | 1,028 | 7 | 1,298 | 235 | 66 | 31 | 901 | 65 |
| Lee..... | 4,177 | 3,006 | 311 | 268 | 98 | 2,257 | 72 | 1,171 | 148 | 66 | 33 | 524 | 400 |
| Lincoln..... | 2,935 | 2,272 | 654 | 190 | 14 | 1,397 | 17 | 663 | 42 | 1 | 5 | 573 | 42 |
| Little River..... | 2,752 | 1,966 | 735 | 68 | 94 | 1,028 | 41 | 786 | 91 | 7 | 91 | 480 | 117 |
| Logan..... | 3,918 | 3,051 | 1,374 | 195 | 33 | 1,436 | 13 | 867 | 271 | 75 | 35 | 372 | 114 |
| Lonoke..... | 4,554 | 3,684 | 1,086 | 303 | 51 | 2,128 | 111 | 870 | 169 | 28 | 70 | 445 | 158 |
| Madison..... | 3,781 | 3,087 | 2,013 | 256 | 47 | 754 | 17 | 694 | 155 | 13 | 47 | 422 | 57 |
| Marion..... | 2,141 | 1,667 | 956 | 45 | 10 | 642 | 14 | 474 | 139 | 5 | 35 | 262 | 33 |
| Miller..... | 3,575 | 1,970 | 766 | 194 | 49 | 952 | 9 | 1,605 | 326 | 104 | 54 | 1,029 | 92 |
| Mississippi..... | 3,613 | 1,795 | 325 | 111 | 30 | 1,259 | 70 | 1,818 | 143 | 19 | 20 | 1,333 | 303 |
| Monroe..... | 3,400 | 2,184 | 278 | 165 | 60 | 1,651 | 30 | 1,216 | 263 | 95 | 13 | 729 | 111 |
| Montgomery..... | 1,794 | 1,639 | 1,115 | 82 | 9 | 424 | 9 | 155 | 30 | 3 | 15 | 80 | 27 |
| Nevada..... | 3,054 | 2,275 | 1,217 | 236 | 16 | 734 | 72 | 779 | 193 | 19 | 38 | 367 | 162 |
| Newton..... | 2,375 | 2,151 | 1,568 | 28 | 11 | 514 | 30 | 224 | 49 | 3 | 6 | 111 | 55 |
| Quachita..... | 4,051 | 2,038 | 966 | 235 | 90 | 694 | 3 | 2,013 | 409 | 45 | 104 | 1,362 | 93 |
| Perry..... | 1,453 | 1,122 | 379 | 43 | 144 | 546 | 10 | 331 | 21 | 4 | 76 | 161 | 69 |
| Phillips..... | 6,164 | 3,622 | 420 | 305 | 35 | 2,812 | 50 | 2,542 | 360 | 80 | 87 | 1,550 | 515 |
| Pike..... | 1,926 | 1,585 | 961 | 59 | 148 | 391 | 26 | 341 | 35 | 8 | 44 | 195 | 59 |
| Poinsett..... | 1,451 | 853 | 450 | 42 | 6 | 346 | 9 | 598 | 49 | 4 | 72 | 412 | 61 |
| Polk..... | 3,839 | 2,056 | 1,420 | 75 | 103 | 433 | 25 | 1,783 | 416 | 142 | 126 | 885 | 214 |
| Pope..... | 4,104 | 1,423 | 384 | 65 | 65 | 1,396 | 18 | 818 | 261 | 50 | 26 | 400 | 31 |
| Prairie..... | 2,467 | 1,811 | 636 | 202 | 14 | 945 | 14 | 656 | 177 | 39 | 10 | 318 | 112 |
| Pulaski..... | 13,470 | 4,070 | 1,261 | 329 | 31 | 2,170 | 279 | 9,400 | 1,695 | 761 | 50 | 5,925 | 969 |
| Randolph..... | 3,263 | 2,528 | 1,240 | 114 | 115 | 1,039 | 20 | 740 | 89 | 17 | 57 | 515 | 62 |
| St. Francis..... | 3,623 | 2,643 | 612 | 236 | 18 | 1,867 | 10 | 982 | 183 | 24 | 9 | 594 | 167 |
| Saline..... | 2,593 | 2,007 | 1,233 | 155 | 14 | 596 | 9 | 586 | 163 | 11 | 26 | 321 | 65 |
| Scott..... | 2,558 | 2,022 | 1,022 | 84 | 120 | 730 | 66 | 536 | 113 | 5 | 38 | 279 | 101 |
| Searcy..... | 2,219 | 2,010 | 1,254 | 104 | 24 | 622 | 6 | 208 | 37 | 6 | 17 | 122 | 26 |
| Sebastian..... | 7,428 | 2,935 | 1,235 | 154 | 143 | 1,437 | 16 | 4,444 | 1,169 | 233 | 212 | 2,679 | 151 |
| Sevier..... | 3,032 | 1,776 | 934 | 126 | 68 | 640 | 8 | 1,266 | 314 | 42 | 26 | 780 | 94 |

¹Indian reservation.

STATISTICS OF POPULATION.

TABLE 106.—PRIVATE FAMILIES OCCUPYING OWNED AND HIRED AND FREE AND ENCUMBERED HOMES, BY COUNTIES: 1900—Continued.

| COUNTIES. | Total private families. | FARM HOMES. | | | | | | OTHER HOMES. | | | | | |
|----------------------|-------------------------|-------------|--------|-------------|-----------|--------|-----------|--------------|--------|-------------|-----------|---------|-----------|
| | | Total. | Owned. | | | Hired. | Un-known. | Total. | Owned. | | | Hired. | Un-known. |
| | | | Free. | Encumbered. | Un-known. | | | | Free. | Encumbered. | Un-known. | | |
| Arkansas—Continued. | | | | | | | | | | | | | |
| Sharp..... | 2,384 | 1,965 | 1,176 | 119 | 12 | 639 | 19 | 869 | 96 | 10 | 20 | 201 | 42 |
| Stone..... | 1,469 | 1,246 | 804 | 20 | 11 | 402 | 9 | 223 | 37 | 2 | 4 | 93 | 87 |
| Union..... | 4,047 | 2,631 | 1,408 | 324 | 173 | 717 | 9 | 1,416 | 208 | 18 | 90 | 938 | 162 |
| Van Buren..... | 2,102 | 1,938 | 1,304 | 87 | 181 | 403 | 13 | 164 | 47 | 1 | 11 | 91 | 14 |
| Washington..... | 6,747 | 4,706 | 2,545 | 458 | 424 | 1,232 | 47 | 2,041 | 733 | 98 | 81 | 923 | 206 |
| White..... | 5,073 | 3,601 | 1,783 | 266 | 48 | 1,488 | 16 | 1,472 | 506 | 56 | 59 | 751 | 100 |
| Woodruff..... | 3,247 | 2,423 | 301 | 90 | 11 | 1,994 | 27 | 824 | 149 | 13 | 7 | 452 | 203 |
| Yell..... | 4,398 | 3,139 | 1,319 | 154 | 52 | 1,595 | 19 | 1,259 | 382 | 28 | 26 | 472 | 81 |
| California..... | 324,690 | 70,217 | 33,620 | 15,979 | 1,494 | 18,212 | 912 | 254,473 | 66,608 | 24,237 | 5,056 | 144,063 | 14,509 |
| Alameda..... | 28,746 | 2,654 | 1,156 | 604 | 26 | 859 | 9 | 26,092 | 7,301 | 4,346 | 136 | 13,568 | 741 |
| Alpine..... | 95 | 31 | 23 | 7 | 1 | 1 | 1 | 64 | 14 | 1 | 1 | 4 | 45 |
| Amador..... | 2,395 | 564 | 356 | 87 | 30 | 77 | 14 | 1,831 | 786 | 88 | 67 | 841 | 99 |
| Butte..... | 4,139 | 1,137 | 635 | 207 | 29 | 243 | 23 | 3,002 | 986 | 187 | 179 | 1,487 | 163 |
| Calaveras..... | 2,554 | 545 | 381 | 86 | 5 | 71 | 2 | 2,009 | 995 | 61 | 30 | 826 | 97 |
| Colusa..... | 1,544 | 563 | 216 | 142 | 7 | 193 | 5 | 981 | 332 | 55 | 36 | 489 | 69 |
| Contra Costa..... | 3,689 | 1,460 | 546 | 291 | 8 | 613 | 2 | 2,229 | 804 | 146 | 11 | 1,238 | 30 |
| Del Norte..... | 601 | 129 | 68 | 21 | 3 | 37 | 1 | 472 | 212 | 11 | 4 | 226 | 19 |
| Eldorado..... | 2,544 | 736 | 499 | 92 | 54 | 86 | 5 | 1,808 | 599 | 102 | 214 | 780 | 113 |
| Fresno..... | 7,782 | 3,177 | 1,002 | 1,002 | 37 | 829 | 40 | 4,605 | 1,197 | 533 | 78 | 2,366 | 431 |
| Glenn..... | 1,014 | 509 | 205 | 140 | 2 | 159 | 3 | 505 | 174 | 42 | 5 | 249 | 35 |
| Humboldt..... | 5,904 | 1,568 | 762 | 314 | 32 | 449 | 11 | 4,336 | 1,483 | 409 | 80 | 2,230 | 134 |
| Inyo..... | 1,162 | 332 | 261 | 68 | 1 | 52 | 1 | 780 | 382 | 28 | 16 | 241 | 113 |
| Kern..... | 3,724 | 1,036 | 533 | 201 | 10 | 276 | 16 | 2,688 | 751 | 200 | 70 | 1,524 | 143 |
| Kings..... | 2,049 | 874 | 354 | 242 | 8 | 268 | 2 | 1,175 | 218 | 128 | 90 | 645 | 94 |
| Lake..... | 1,465 | 704 | 394 | 140 | 6 | 159 | 5 | 761 | 280 | 36 | 15 | 389 | 41 |
| Lassen..... | 1,065 | 549 | 359 | 95 | 7 | 80 | 8 | 516 | 174 | 8 | 16 | 181 | 137 |
| Los Angeles..... | 40,940 | 6,462 | 3,238 | 1,459 | 94 | 1,569 | 102 | 34,478 | 9,309 | 4,804 | 571 | 17,709 | 2,085 |
| Madera..... | 1,253 | 514 | 270 | 71 | 9 | 151 | 13 | 739 | 240 | 50 | 36 | 321 | 92 |
| Marin..... | 2,747 | 473 | 116 | 71 | 1 | 300 | 5 | 2,274 | 668 | 259 | 31 | 1,208 | 108 |
| Mariposa..... | 1,217 | 367 | 274 | 29 | 6 | 45 | 13 | 850 | 292 | 8 | 177 | 277 | 96 |
| Mendocino..... | 4,438 | 1,537 | 990 | 254 | 30 | 254 | 9 | 2,901 | 756 | 135 | 153 | 1,569 | 233 |
| Merced..... | 1,839 | 989 | 405 | 254 | 7 | 314 | 9 | 850 | 236 | 79 | 12 | 452 | 71 |
| Modoc..... | 1,140 | 602 | 342 | 94 | 47 | 115 | 4 | 588 | 212 | 26 | 22 | 166 | 112 |
| Mono..... | 553 | 97 | 73 | 15 | 1 | 6 | 3 | 456 | 196 | 16 | 2 | 148 | 94 |
| Monterey..... | 4,261 | 1,799 | 708 | 369 | 51 | 649 | 22 | 2,462 | 794 | 189 | 25 | 1,163 | 291 |
| Napa..... | 3,337 | 1,359 | 588 | 323 | 37 | 392 | 19 | 2,028 | 587 | 167 | 20 | 1,036 | 218 |
| Nevada..... | 4,025 | 495 | 335 | 74 | 1 | 83 | 2 | 3,530 | 1,809 | 242 | 30 | 1,314 | 135 |
| Orange..... | 4,723 | 2,349 | 1,067 | 668 | 103 | 490 | 21 | 2,374 | 633 | 278 | 100 | 1,250 | 113 |
| Placer..... | 3,681 | 1,050 | 572 | 232 | 19 | 221 | 6 | 2,631 | 980 | 129 | 102 | 1,266 | 154 |
| Plumas..... | 1,165 | 243 | 138 | 61 | 3 | 37 | 4 | 922 | 361 | 14 | 242 | 247 | 58 |
| Riverside..... | 4,353 | 1,373 | 948 | 480 | 105 | 306 | 39 | 2,475 | 517 | 284 | 146 | 1,418 | 110 |
| Sacramento..... | 9,439 | 1,598 | 596 | 360 | 18 | 589 | 35 | 7,841 | 2,030 | 890 | 62 | 4,312 | 547 |
| San Benito..... | 1,635 | 850 | 370 | 243 | 34 | 200 | 3 | 785 | 208 | 76 | 6 | 443 | 52 |
| San Bernardino..... | 6,841 | 1,966 | 1,010 | 622 | 28 | 264 | 42 | 4,875 | 1,348 | 522 | 73 | 2,332 | 600 |
| San Diego..... | 8,951 | 2,640 | 1,612 | 495 | 50 | 494 | 49 | 6,311 | 1,762 | 520 | 272 | 3,304 | 453 |
| San Francisco..... | 67,692 | 365 | 114 | 46 | 43 | 155 | 7 | 67,227 | 10,072 | 5,093 | 406 | 49,501 | 2,155 |
| San Joaquin..... | 6,964 | 1,979 | 692 | 475 | 41 | 737 | 34 | 4,985 | 1,302 | 524 | 154 | 2,710 | 295 |
| San Luis Obispo..... | 3,740 | 1,817 | 744 | 372 | 43 | 649 | 9 | 1,923 | 532 | 133 | 29 | 955 | 269 |
| San Mateo..... | 2,313 | 574 | 236 | 54 | 8 | 268 | 7 | 1,739 | 601 | 135 | 56 | 849 | 98 |
| Santa Barbara..... | 4,211 | 1,101 | 401 | 223 | 21 | 453 | 3 | 3,110 | 945 | 322 | 32 | 1,694 | 117 |
| Santa Clara..... | 13,292 | 3,646 | 1,621 | 1,204 | 61 | 738 | 22 | 9,646 | 2,747 | 999 | 61 | 5,287 | 572 |
| Santa Cruz..... | 5,372 | 1,295 | 537 | 317 | 16 | 330 | 25 | 4,077 | 1,164 | 380 | 66 | 2,009 | 508 |
| Shasta..... | 4,264 | 1,225 | 533 | 125 | 16 | 215 | 16 | 3,039 | 903 | 90 | 27 | 1,599 | 220 |
| Sierra..... | 1,002 | 136 | 89 | 34 | 3 | 10 | 1 | 866 | 599 | 21 | 2 | 282 | 12 |
| Siskiyou..... | 3,743 | 987 | 609 | 190 | 11 | 112 | 15 | 2,806 | 1,328 | 77 | 25 | 1,165 | 211 |
| Solano..... | 4,731 | 1,109 | 403 | 273 | 22 | 322 | 29 | 3,622 | 1,045 | 244 | 276 | 1,691 | 366 |
| Sonoma..... | 8,648 | 3,665 | 1,674 | 818 | 71 | 1,038 | 64 | 4,983 | 1,413 | 390 | 83 | 2,584 | 513 |
| Stanislaus..... | 2,126 | 924 | 337 | 252 | 10 | 313 | 12 | 1,202 | 418 | 89 | 12 | 631 | 52 |
| Sutter..... | 1,208 | 705 | 297 | 198 | 10 | 195 | 5 | 503 | 191 | 46 | 14 | 222 | 30 |
| Tehama..... | 2,363 | 1,027 | 534 | 214 | 34 | 224 | 21 | 1,336 | 364 | 83 | 37 | 677 | 175 |
| Trinity..... | 1,063 | 253 | 144 | 23 | 62 | 20 | 4 | 810 | 354 | 3 | 107 | 306 | 40 |
| Tulare..... | 4,143 | 2,178 | 1,026 | 505 | 21 | 594 | 32 | 1,965 | 584 | 121 | 45 | 1,087 | 128 |
| Tuolumne..... | 2,657 | 461 | 343 | 56 | 9 | 47 | 6 | 2,196 | 993 | 70 | 64 | 946 | 123 |
| Ventura..... | 3,403 | 1,273 | 497 | 293 | 69 | 334 | 35 | 2,125 | 380 | 203 | 148 | 1,210 | 184 |
| Yolo..... | 3,063 | 1,137 | 499 | 326 | 6 | 318 | 18 | 1,896 | 574 | 140 | 21 | 963 | 198 |
| Yuba..... | 1,732 | 439 | 281 | 88 | 8 | 109 | 3 | 1,243 | 523 | 50 | 57 | 546 | 67 |
| Colorado..... | 122,349 | 24,602 | 12,447 | 4,610 | 793 | 6,364 | 388 | 97,747 | 26,553 | 8,313 | 2,249 | 55,022 | 5,610 |
| Arapahoe..... | 33,975 | 2,016 | 1,033 | 239 | 36 | 629 | 29 | 31,959 | 5,594 | 3,313 | 194 | 22,263 | 590 |
| Archuleta..... | 474 | 213 | 135 | 25 | 12 | 35 | 6 | 261 | 47 | 3 | 2 | 118 | 69 |
| Baca..... | 172 | 135 | 123 | 1 | 1 | 9 | 2 | 87 | 24 | 2 | 3 | 3 | 8 |
| Bent..... | 633 | 287 | 137 | 55 | 22 | 95 | 1 | 346 | 121 | 16 | 1 | 209 | 3 |
| Boulder..... | 5,243 | 924 | 368 | 231 | 20 | 304 | 1 | 4,319 | 1,680 | 495 | 33 | 1,990 | 116 |
| Chaffee..... | 1,559 | 225 | 119 | 41 | 1 | 60 | 5 | 1,334 | 445 | 70 | 55 | 526 | 233 |
| Cheyenne..... | 109 | 43 | 31 | 2 | 1 | 4 | 5 | 66 | 19 | 1 | 1 | 26 | 19 |
| Clear Creek..... | 1,524 | 28 | 18 | 4 | 1 | 5 | 1 | 1,796 | 679 | 67 | 4 | 976 | 70 |
| Conchos..... | 1,564 | 603 | 438 | 25 | 14 | 123 | 3 | 1,261 | 232 | 46 | 62 | 334 | 537 |
| Costilla..... | 1,023 | 355 | 177 | 71 | 6 | 97 | 4 | 668 | 428 | 15 | 32 | 171 | 22 |

PROPRIETORSHIP OF HOMES.

TABLE 106.—PRIVATE FAMILIES OCCUPYING OWNED AND HIRED AND FREE AND ENCUMBERED HOMES, BY COUNTIES: 1900—Continued.

| COUNTIES. | Total private families. | FARM HOMES. | | | | | OTHER HOMES. | | | | | | |
|----------------------|-------------------------|-------------|--------|-------------|-----------|--------|--------------|---------|--------|-------------|-----------|---------|-----------|
| | | Total. | Owned. | | | Hired. | Un-known. | Total. | Owned. | | | Hired. | Un-known. |
| | | | Free. | Encumbered. | Un-known. | | | | Free. | Encumbered. | Un-known. | | |
| Colorado—Continued. | | | | | | | | | | | | | |
| Custer | 761 | 343 | 225 | 35 | 6 | 57 | 20 | 418 | 199 | 9 | 3 | 168 | 39 |
| Delta | 1,288 | 853 | 377 | 307 | 15 | 150 | 4 | 435 | 99 | 52 | 28 | 229 | 27 |
| Dolores | 255 | 3 | | | 1 | 1 | 1 | 252 | 64 | 6 | 41 | 96 | 45 |
| Douglas | 728 | 468 | 242 | 95 | 7 | 122 | 2 | 260 | 88 | 23 | 6 | 134 | 9 |
| Eagle | 748 | 208 | 113 | 49 | | 44 | 2 | 540 | 229 | 18 | 16 | 242 | 35 |
| Elbert | 772 | 570 | 414 | 68 | 15 | 66 | 7 | 202 | 76 | 8 | 14 | 78 | 26 |
| El Paso | 7,090 | 800 | 483 | 69 | 21 | 207 | 20 | 6,290 | 1,328 | 1,005 | 224 | 3,197 | 536 |
| Fremont | 3,571 | 622 | 318 | 152 | 10 | 137 | 5 | 2,949 | 926 | 313 | 100 | 1,384 | 221 |
| Garfield | 1,391 | 492 | 225 | 138 | 11 | 90 | 8 | 899 | 220 | 52 | 12 | 504 | 111 |
| Gilpin | 1,484 | 44 | 29 | 3 | 2 | 10 | | 1,440 | 626 | 47 | 2 | 740 | 25 |
| Grand | 202 | 155 | 117 | 16 | 2 | 11 | 9 | 47 | 18 | 2 | 1 | 16 | 10 |
| Gunnison | 1,850 | 239 | 133 | 52 | 7 | 38 | 9 | 1,111 | 411 | 22 | 16 | 476 | 186 |
| Hinsdale | 399 | 30 | 27 | | | 3 | | 369 | 118 | 14 | 10 | 227 | |
| Huerfano | 1,915 | 576 | 351 | 60 | 34 | 120 | 11 | 1,339 | 379 | 13 | 51 | 804 | 92 |
| Jefferson | 2,084 | 1,047 | 427 | 248 | 31 | 332 | 9 | 1,037 | 343 | 83 | 22 | 523 | 66 |
| Kiowa | 167 | 181 | 116 | 4 | 2 | 9 | | 36 | 8 | | | 25 | 3 |
| Kit Carson | 344 | 291 | 257 | 1 | | 38 | | 53 | 25 | | | 24 | 2 |
| Lake | 3,870 | 50 | 21 | 10 | 3 | 9 | 7 | 3,820 | 1,457 | 207 | 48 | 1,944 | 164 |
| La Plata | 1,689 | 301 | 159 | 58 | 23 | 36 | 2 | 1,388 | 375 | 67 | 179 | 674 | 93 |
| Larimer | 2,774 | 1,358 | 689 | 312 | 9 | 346 | 2 | 1,416 | 518 | 202 | 14 | 626 | 56 |
| Las Animas | 4,853 | 994 | 519 | 60 | 94 | 314 | 7 | 3,859 | 989 | 122 | 123 | 2,508 | 117 |
| Lincoln | 195 | 130 | 109 | 4 | | 3 | 9 | 65 | 22 | 2 | | 15 | 26 |
| Logan | 680 | 395 | 247 | 78 | 3 | 65 | 1 | 265 | 85 | 25 | 25 | 111 | 19 |
| Mesa | 2,083 | 821 | 388 | 235 | 13 | 180 | 5 | 1,262 | 291 | 221 | 33 | 593 | 124 |
| Mineral | 570 | 40 | 33 | 2 | | 5 | | 530 | 229 | 39 | 1 | 257 | 4 |
| Montezuma | 755 | 294 | 185 | 50 | | 58 | 1 | 461 | 294 | 24 | 3 | 132 | 8 |
| Montrose | 1,132 | 615 | 119 | 151 | 136 | 144 | 65 | 517 | 99 | 39 | 36 | 125 | 218 |
| Morgan | 663 | 363 | 126 | 135 | 3 | 98 | 1 | 300 | 107 | 46 | | 142 | 5 |
| Otero | 2,421 | 947 | 320 | 260 | 5 | 353 | 9 | 1,474 | 375 | 243 | 4 | 872 | 180 |
| Ourray | 1,165 | 124 | 71 | 28 | | 25 | | 1,041 | 334 | 21 | 11 | 644 | 31 |
| Park | 727 | 212 | 185 | 31 | | 45 | 1 | 515 | 213 | 15 | 1 | 240 | 46 |
| Phillips | 853 | 231 | 183 | 11 | 2 | 35 | | 122 | 56 | 15 | 2 | 46 | 3 |
| Pitkin | 1,664 | 159 | 103 | 25 | | 29 | 2 | 1,505 | 696 | 52 | | 711 | 43 |
| Prowers | 783 | 470 | 222 | 75 | 27 | 133 | 8 | 313 | 77 | 47 | 15 | 149 | 25 |
| Pueblo | 7,066 | 680 | 240 | 101 | 67 | 261 | 11 | 6,386 | 1,105 | 595 | 225 | 3,982 | 479 |
| Rio Blanco | 423 | 245 | 139 | 58 | | 46 | 2 | 178 | 39 | 20 | 3 | 68 | 48 |
| Rio Grande | 969 | 367 | 133 | 72 | 58 | 97 | 7 | 602 | 162 | 29 | 52 | 310 | 49 |
| Routt | 960 | 666 | 440 | 88 | 26 | 95 | 17 | 294 | 117 | 8 | 6 | 136 | 27 |
| Saguache | 1,033 | 406 | 226 | 63 | 3 | 103 | 11 | 627 | 226 | 6 | 6 | 362 | 27 |
| San Juan | 479 | | | | | | | 479 | 190 | 30 | 1 | 250 | 8 |
| San Miguel | 1,081 | 231 | 168 | 25 | 2 | 35 | 10 | 850 | 264 | 71 | 12 | 473 | 30 |
| Sedgwick | 229 | 156 | 71 | 38 | 8 | 29 | 1 | 73 | 26 | 10 | 1 | 24 | 12 |
| Summit | 705 | 71 | 58 | 1 | 4 | 3 | 5 | 634 | 309 | 14 | 11 | 222 | 78 |
| Teller | 7,372 | 114 | 65 | 9 | 5 | 25 | 10 | 7,258 | 2,888 | 240 | 448 | 3,240 | 442 |
| Washington | 275 | 195 | 150 | 12 | 7 | 23 | 3 | 80 | 39 | 7 | 1 | 31 | 2 |
| Weld | 3,559 | 1,988 | 527 | 509 | 37 | 391 | 22 | 1,573 | 481 | 189 | 22 | 792 | 89 |
| Yuma | 416 | 280 | 168 | 48 | 4 | 59 | 1 | 136 | 64 | 9 | 3 | 55 | 5 |
| Connecticut | 200,640 | 26,496 | 13,250 | 9,098 | 321 | 3,656 | 171 | 174,144 | 24,680 | 28,398 | 1,108 | 115,438 | 4,520 |
| Fairfield | 41,473 | 4,646 | 2,328 | 1,630 | 62 | 609 | 17 | 36,827 | 4,876 | 6,554 | 296 | 24,054 | 1,047 |
| Hartford | 41,946 | 5,066 | 2,207 | 2,038 | 124 | 633 | 44 | 36,880 | 4,092 | 6,127 | 240 | 25,369 | 1,052 |
| Litchfield | 14,483 | 4,060 | 1,943 | 1,434 | 26 | 635 | 22 | 10,423 | 1,995 | 1,677 | 78 | 6,259 | 414 |
| Middlesex | 9,247 | 1,772 | 1,047 | 581 | 15 | 116 | 13 | 7,475 | 2,132 | 1,138 | 33 | 3,929 | 243 |
| New Haven | 57,884 | 3,436 | 1,768 | 1,207 | 28 | 413 | 25 | 54,448 | 6,438 | 9,674 | 234 | 37,054 | 1,048 |
| New London | 19,208 | 2,995 | 1,575 | 750 | 27 | 630 | 16 | 16,210 | 3,241 | 2,103 | 81 | 10,401 | 384 |
| Tolland | 5,968 | 2,054 | 1,024 | 763 | 17 | 241 | 9 | 3,914 | 672 | 552 | 43 | 2,546 | 101 |
| Windham | 10,431 | 2,464 | 1,358 | 675 | 27 | 379 | 25 | 7,967 | 1,284 | 573 | 103 | 5,826 | 231 |
| Delaware | 39,007 | 9,669 | 2,803 | 1,611 | 302 | 4,378 | 75 | 29,338 | 4,956 | 3,504 | 465 | 18,987 | 1,456 |
| Kent | 7,356 | 2,822 | 686 | 429 | 56 | 1,665 | 46 | 4,474 | 1,066 | 431 | 39 | 2,707 | 181 |
| Newcastle | 22,124 | 2,087 | 393 | 569 | 59 | 1,053 | 13 | 20,037 | 2,368 | 2,676 | 199 | 13,788 | 1,006 |
| Sussex | 9,527 | 4,700 | 1,724 | 613 | 187 | 2,160 | 16 | 4,827 | 1,522 | 397 | 177 | 2,462 | 269 |
| District of Columbia | 55,465 | 261 | 116 | 27 | 1 | 112 | 5 | 55,204 | 8,325 | 4,234 | 295 | 40,641 | 1,709 |
| The District | 55,465 | 261 | 116 | 27 | 1 | 112 | 5 | 55,204 | 8,325 | 4,234 | 295 | 40,641 | 1,709 |
| Florida | 113,629 | 40,887 | 24,064 | 2,773 | 1,777 | 11,873 | 400 | 72,742 | 16,746 | 2,696 | 2,874 | 44,047 | 6,379 |
| Alachua | 6,816 | 2,919 | 1,692 | 370 | 38 | 808 | 11 | 3,897 | 959 | 100 | 45 | 2,294 | 499 |
| Baker | 516 | 392 | 263 | 25 | 1 | 102 | 1 | 424 | 157 | 4 | 20 | 230 | 13 |
| Bradford | 2,076 | 1,212 | 761 | 161 | 15 | 269 | 6 | 864 | 160 | 27 | 33 | 556 | 88 |
| Brevard | 1,353 | 534 | 400 | 59 | 11 | 62 | 2 | 819 | 224 | 29 | 46 | 386 | 134 |
| Calhoun | 1,181 | 387 | 240 | 17 | 13 | 59 | 58 | 794 | 63 | 3 | 13 | 332 | 383 |
| Citrus | 1,075 | 303 | 243 | 12 | 4 | 43 | 1 | 772 | 103 | 3 | 5 | 633 | 28 |
| Clay | 1,170 | 407 | 339 | 13 | 2 | 53 | | 763 | 258 | 45 | 6 | 450 | 4 |
| Columbia | 3,162 | 1,620 | 946 | 180 | 12 | 431 | 51 | 1,542 | 301 | 19 | 17 | 855 | 350 |
| Dade | 1,404 | 337 | 184 | 77 | 4 | 71 | 1 | 1,067 | 228 | 135 | 14 | 648 | 42 |
| De Soto | 1,625 | 816 | 590 | 25 | 13 | 175 | 13 | 809 | 300 | 13 | 23 | 437 | 36 |

STATISTICS OF POPULATION.

TABLE 106.—PRIVATE FAMILIES OCCUPYING OWNED AND HIRED AND FREE AND ENCUMBERED HOMES, BY COUNTIES: 1900—Continued.

| COUNTIES. | Total private families. | FARM HOMES. | | | | | | OTHER HOMES. | | | | | |
|--------------------|-------------------------|-------------|--------|-------------|-----------|---------|-----------|--------------|--------|-------------|-----------|---------|-----------|
| | | Total. | Owned. | | | Hired. | Un-known. | Total. | Owned. | | | Hired. | Un-known. |
| | | | Free. | Encumbered. | Un-known. | | | | Free. | Encumbered. | Un-known. | | |
| Florida—Continued. | | | | | | | | | | | | | |
| Duval | 9,464 | 754 | 515 | 40 | 58 | 188 | 8 | 8,710 | 1,704 | 447 | 427 | 5,819 | 313 |
| Escambia | 6,100 | 512 | 428 | 15 | 3 | 66 | ----- | 5,588 | 1,328 | 319 | 346 | 3,856 | 239 |
| Franklin | 1,093 | 46 | 30 | 4 | ----- | 12 | ----- | 1,047 | 460 | 89 | 9 | 484 | 25 |
| Gadsden | 2,908 | 1,530 | 815 | 105 | 42 | 554 | 14 | 1,378 | 146 | 12 | 107 | 904 | 209 |
| Hamilton | 2,183 | 1,061 | 463 | 41 | 77 | 474 | 6 | 1,122 | 105 | 11 | 14 | 792 | 200 |
| Hernando | 757 | 361 | 261 | 18 | 13 | 69 | ----- | 396 | 49 | 19 | 17 | 289 | 22 |
| Hillsboro | 7,775 | 1,551 | 1,232 | 52 | 52 | 199 | 16 | 6,224 | 920 | 347 | 276 | 4,418 | 263 |
| Holmes | 1,519 | 896 | 744 | 19 | ----- | 108 | 25 | 623 | 101 | 4 | 3 | 313 | 197 |
| Jackson | 4,797 | 3,072 | 1,386 | 276 | 182 | 1,215 | 13 | 1,725 | 173 | 15 | 44 | 1,085 | 408 |
| Jefferson | 3,452 | 2,231 | 408 | 107 | 139 | 1,510 | 67 | 1,221 | 202 | 29 | 41 | 610 | 339 |
| Lafayette | 1,007 | 602 | 441 | 33 | 13 | 115 | ----- | 405 | 45 | 3 | 65 | 195 | 97 |
| Lake | 1,788 | 794 | 565 | 87 | 11 | 128 | 3 | 994 | 256 | 43 | 26 | 604 | 65 |
| Lee | 699 | 227 | 157 | 9 | 1 | 59 | 1 | 472 | 177 | 7 | 11 | 214 | 63 |
| Leon | 4,402 | 2,367 | 489 | 69 | 22 | 1,772 | 15 | 2,035 | 364 | 40 | 36 | 1,228 | 367 |
| Levy | 1,854 | 808 | 355 | 43 | 272 | 135 | 3 | 1,046 | 33 | 4 | 208 | 755 | 46 |
| Liberty | 640 | 169 | 155 | 6 | ----- | 8 | ----- | 471 | 80 | 12 | -2 | 370 | 7 |
| Madison | 3,073 | 2,118 | 587 | 187 | 86 | 1,253 | 5 | 960 | 88 | 12 | 23 | 725 | 112 |
| Manatee | 1,023 | 349 | 219 | 42 | 2 | 83 | 3 | 674 | 270 | 42 | 11 | 271 | 80 |
| Marion | 5,281 | 2,520 | 1,674 | 99 | 338 | 394 | 15 | 2,761 | 689 | 60 | 115 | 1,714 | 133 |
| Monroe | 4,055 | 113 | 76 | 1 | ----- | 34 | 2 | 3,942 | 859 | 34 | 168 | 2,683 | 243 |
| Nassau | 2,063 | 382 | 294 | 16 | 26 | 45 | 1 | 1,686 | 525 | 69 | 52 | 885 | 155 |
| Orange | 2,831 | 1,023 | 675 | 103 | 87 | 154 | 4 | 1,808 | 523 | 112 | 78 | 963 | 132 |
| Osceola | 695 | 304 | 214 | 10 | 2 | 77 | 1 | 391 | 117 | 15 | 1 | 246 | 12 |
| Pasco | 1,272 | 576 | 417 | 78 | 6 | 74 | 3 | 696 | 123 | 24 | 2 | 511 | 36 |
| Polk | 2,524 | 884 | 606 | 29 | 107 | 132 | 10 | 1,640 | 481 | 74 | 45 | 930 | 110 |
| Putnam | 2,714 | 785 | 636 | 51 | 19 | 73 | 1 | 1,929 | 634 | 117 | 14 | 1,069 | 95 |
| St. John | 2,236 | 250 | 191 | 15 | 3 | 38 | 3 | 1,986 | 585 | 82 | 18 | 1,141 | 160 |
| Santa Rosa | 2,049 | 362 | 258 | 2 | 62 | 38 | 2 | 1,687 | 692 | 27 | 193 | 736 | 39 |
| Sumter | 1,363 | 732 | 612 | 22 | 2 | 95 | 1 | 631 | 88 | 4 | 24 | 495 | 20 |
| Suwanee | 2,366 | 1,704 | 1,210 | 144 | 5 | 344 | 1 | 1,162 | 236 | 27 | 50 | 714 | 135 |
| Taylor | 738 | 539 | 437 | 23 | 2 | 66 | 6 | 219 | 31 | 2 | 13 | 108 | 65 |
| Volusia | 2,477 | 442 | 361 | 37 | 1 | 42 | 1 | 2,035 | 749 | 188 | 51 | 978 | 69 |
| Wakulla | 1,093 | 370 | 293 | 6 | ----- | 70 | 1 | 723 | 119 | 1 | 35 | 548 | 20 |
| Walton | 2,051 | 671 | 567 | 16 | 7 | 76 | 5 | 1,330 | 743 | 17 | 29 | 488 | 103 |
| Washington | 2,079 | 855 | 635 | 26 | 24 | 150 | 20 | 1,224 | 298 | 10 | 98 | 645 | 173 |
| Georgia | 450,712 | 221,213 | 70,222 | 12,136 | 5,985 | 130,724 | 2,146 | 229,499 | 30,892 | 5,467 | 4,965 | 160,723 | 27,452 |
| Appling | 2,316 | 1,296 | 795 | 133 | 8 | 347 | 8 | 1,020 | 149 | 22 | 14 | 793 | 42 |
| Baker | 1,435 | 963 | 133 | 24 | 10 | 744 | 2 | 472 | 31 | ----- | ----- | 353 | 86 |
| Baldwin | 3,153 | 1,298 | 268 | 66 | 14 | 948 | 2 | 1,855 | 373 | 63 | 17 | 1,294 | 108 |
| Banks | 2,051 | 1,693 | 468 | 110 | 21 | 1,080 | 24 | 358 | 48 | 5 | 17 | 165 | 123 |
| Bartow | 4,021 | 2,118 | 632 | 160 | 50 | 1,249 | 27 | 1,903 | 395 | 34 | 49 | 1,186 | 239 |
| Berrien | 4,049 | 1,853 | 1,099 | 90 | 16 | 634 | 14 | 2,196 | 258 | 49 | 34 | 1,433 | 422 |
| Bibb | 11,679 | 1,279 | 367 | 70 | 99 | 717 | 26 | 10,400 | 1,248 | 382 | 516 | 7,603 | 652 |
| Brooks | 3,516 | 1,787 | 656 | 177 | 42 | 900 | 12 | 1,729 | 214 | 56 | 45 | 1,081 | 333 |
| Bryan | 1,246 | 678 | 425 | 40 | ----- | 212 | 1 | 568 | 41 | 7 | ----- | 427 | 92 |
| Bulloch | 3,992 | 2,248 | 1,112 | 215 | 27 | 888 | 6 | 1,744 | 136 | 29 | 31 | 1,407 | 141 |
| Burke | 6,945 | 4,124 | 457 | 144 | 53 | 3,435 | 35 | 2,321 | 120 | 19 | 6 | 1,406 | 1,270 |
| Butts | 2,562 | 1,465 | 348 | 45 | 38 | 1,026 | 8 | 1,097 | 64 | 12 | 138 | 739 | 144 |
| Calhoun | 1,977 | 1,238 | 138 | 46 | 3 | 1,001 | ----- | 739 | 90 | 6 | 11 | 596 | 36 |
| Camden | 1,682 | 920 | 697 | 29 | 6 | 152 | 36 | 762 | 151 | 6 | 17 | 356 | 282 |
| Campbell | 1,813 | 1,179 | 424 | 63 | 7 | 692 | 3 | 634 | 118 | 7 | 9 | 419 | 81 |
| Carroll | 5,157 | 3,611 | 1,187 | 323 | 92 | 1,994 | 10 | 1,546 | 313 | 48 | 27 | 974 | 184 |
| Catoosa | 1,113 | 894 | 381 | 89 | 3 | 420 | 1 | 219 | 49 | 8 | ----- | 152 | 10 |
| Charlton | 656 | 414 | 326 | 24 | ----- | 64 | ----- | 242 | 28 | 1 | 6 | 137 | 20 |
| Chatham | 16,847 | 642 | 293 | 32 | 15 | 296 | 6 | 16,205 | 2,029 | 416 | 215 | 11,945 | 1,600 |
| Chattahoochee | 1,162 | 595 | 119 | 44 | 3 | 429 | ----- | 567 | 35 | 3 | 5 | 493 | 31 |
| Chattooga | 2,391 | 1,649 | 465 | 104 | 31 | 1,022 | 27 | 742 | 55 | 7 | 29 | 573 | 73 |
| Cherokee | 2,378 | 2,231 | 815 | 134 | 7 | 1,273 | 2 | 647 | 141 | 15 | 28 | 434 | 29 |
| Clarke | 3,648 | 855 | 228 | 79 | 7 | 539 | 2 | 2,793 | 593 | 97 | 26 | 1,954 | 123 |
| Clay | 1,742 | 995 | 172 | 56 | 5 | 761 | 1 | 747 | 144 | 12 | 2 | 642 | 47 |
| Clayton | 1,854 | 1,242 | 391 | 85 | 9 | 755 | 2 | 612 | 110 | 12 | 13 | 448 | 29 |
| Clinch | 1,741 | 660 | 361 | 16 | 112 | 163 | 8 | 1,081 | 39 | 3 | 56 | 937 | 46 |
| Cobb | 4,991 | 2,622 | 915 | 153 | 119 | 1,414 | 16 | 2,369 | 563 | 73 | 36 | 1,596 | 101 |
| Coffee | 3,226 | 1,273 | 701 | 77 | 127 | 361 | 7 | 1,953 | 127 | 19 | 75 | 1,494 | 233 |
| Colquitt | 2,673 | 1,167 | 693 | 68 | 23 | 374 | 4 | 1,511 | 2 | ----- | 175 | 713 | 616 |
| Columbia | 2,073 | 1,394 | 198 | 63 | 59 | 1,051 | 23 | 679 | 39 | 6 | 12 | 322 | 300 |
| Coweta | 4,962 | 2,714 | 508 | 57 | 41 | 2,102 | 6 | 2,243 | 419 | 48 | 77 | 1,536 | 163 |
| Crawford | 1,997 | 1,301 | 309 | 56 | 90 | 342 | 4 | 696 | 21 | ----- | 14 | 445 | 216 |
| Dade | 868 | 539 | 173 | 11 | 103 | 230 | 12 | 329 | 53 | ----- | 3 | 243 | 30 |
| Dawson | 1,036 | 963 | 439 | 43 | 3 | 460 | 18 | 73 | 14 | 1 | 1 | 42 | 15 |
| Decatur | 5,804 | 3,097 | 1,473 | 165 | 30 | 1,409 | 15 | 2,707 | 304 | 30 | 78 | 2,115 | 180 |
| Dekalb | 4,322 | 2,199 | 367 | 127 | 19 | 1,173 | 13 | 2,123 | 420 | 105 | 88 | 1,400 | 110 |
| Dodge | 2,737 | 1,541 | 567 | 159 | 111 | 682 | 22 | 1,196 | 165 | 15 | 32 | 860 | 124 |
| Dooley | 5,647 | 2,253 | 635 | 123 | 164 | 1,320 | 21 | 3,394 | 233 | 81 | 118 | 2,269 | 643 |
| Dougherty | 3,494 | 1,011 | 25 | 25 | 33 | 926 | 2 | 2,483 | 252 | 59 | 42 | 1,813 | 317 |
| Douglas | 1,719 | 1,234 | 438 | 108 | 12 | 669 | 7 | 485 | 91 | 23 | 5 | 350 | 16 |

PROPRIETORSHIP OF HOMES.

669

TABLE 106.—PRIVATE FAMILIES OCCUPYING OWNED AND HIRED AND FREE AND ENCUMBERED HOMES, BY COUNTIES: 1900—Continued.

| COUNTIES. | Total private families. | FARM HOMES. | | | | | | OTHER HOMES. | | | | | |
|--------------------|-------------------------|-------------|--------|-------------|-----------|--------|-----------|--------------|--------|-------------|-----------|--------|-----------|
| | | Total. | Owned. | | | Hired. | Un-known. | Total. | Owned. | | | Hired. | Un-known. |
| | | | Free. | Encumbered. | Un-known. | | | | Free. | Encumbered. | Un-known. | | |
| Georgia—Continued. | | | | | | | | | | | | | |
| Early..... | 2,933 | 1,702 | 337 | 124 | 52 | 1,130 | 9 | 1,231 | 140 | 26 | 30 | 915 | 120 |
| Echols..... | 582 | 268 | 137 | 13 | 63 | 45 | 10 | 314 | 7 | 4 | 2 | 243 | 58 |
| Effingham..... | 1,633 | 821 | 540 | 63 | 87 | 125 | 6 | 862 | 132 | 18 | 69 | 555 | 38 |
| Elbert..... | 3,732 | 2,457 | 536 | 84 | 21 | 1,805 | 11 | 1,275 | 185 | 7 | 17 | 832 | 234 |
| Emanuel..... | 4,107 | 2,288 | 1,024 | 112 | 65 | 1,057 | 30 | 1,819 | 72 | 4 | 56 | 882 | 805 |
| Fannin..... | 2,120 | 1,726 | 1,053 | 34 | 19 | 602 | 18 | 394 | 70 | 1 | 20 | 271 | 32 |
| Fayette..... | 1,913 | 1,499 | 430 | 29 | 8 | 1,030 | 2 | 414 | 63 | 2 | 2 | 249 | 98 |
| Floyd..... | 6,564 | 2,622 | 742 | 165 | 37 | 1,638 | 40 | 3,942 | 629 | 109 | 137 | 2,824 | 243 |
| Forsyth..... | 2,197 | 1,369 | 637 | 87 | 128 | 1,006 | 11 | 328 | 43 | 21 | 21 | 246 | 18 |
| Franklin..... | 3,312 | 2,715 | 776 | 105 | 47 | 1,772 | 15 | 597 | 109 | 7 | 21 | 380 | 80 |
| Fulton..... | 25,739 | 1,189 | 430 | 68 | 78 | 602 | 11 | 24,550 | 3,348 | 1,196 | 153 | 19,000 | 853 |
| Gilmer..... | 1,952 | 1,662 | 1,088 | 68 | 44 | 460 | 2 | 290 | 76 | 10 | 12 | 143 | 49 |
| Glascok..... | 916 | 616 | 201 | 26 | 3 | 381 | 8 | 300 | 46 | 1 | 9 | 210 | 34 |
| Glynn..... | 3,467 | 2,229 | 171 | 5 | 3 | 48 | 2 | 3,238 | 868 | 102 | 20 | 2,073 | 175 |
| Gordon..... | 2,699 | 1,918 | 658 | 163 | 47 | 1,030 | 15 | 781 | 128 | 18 | 32 | 475 | 128 |
| Greene..... | 3,391 | 2,005 | 334 | 113 | 11 | 1,537 | 10 | 1,386 | 224 | 45 | 10 | 877 | 230 |
| Gwinnett..... | 4,940 | 3,440 | 1,248 | 209 | 38 | 1,906 | 39 | 1,500 | 253 | 45 | 30 | 1,011 | 161 |
| Habersham..... | 2,717 | 1,480 | 748 | 52 | 39 | 685 | 6 | 1,237 | 266 | 21 | 103 | 813 | 34 |
| Hall..... | 4,140 | 2,504 | 790 | 114 | 179 | 1,404 | 17 | 1,636 | 295 | 58 | 81 | 1,047 | 155 |
| Hancock..... | 3,426 | 2,192 | 307 | 109 | 70 | 1,548 | 158 | 1,234 | 79 | 14 | 36 | 772 | 338 |
| Haralson..... | 2,412 | 1,485 | 614 | 96 | 62 | 709 | 4 | 927 | 250 | 25 | 21 | 575 | 56 |
| Harris..... | 3,550 | 2,472 | 535 | 88 | 13 | 1,832 | 4 | 1,078 | 80 | 7 | 45 | 638 | 308 |
| Hart..... | 2,768 | 2,064 | 522 | 77 | 55 | 1,401 | 9 | 704 | 130 | 20 | 14 | 467 | 73 |
| Heard..... | 2,171 | 1,660 | 522 | 85 | 17 | 1,021 | 15 | 511 | 43 | 2 | 14 | 325 | 127 |
| Henry..... | 3,529 | 2,375 | 594 | 63 | 139 | 1,563 | 16 | 1,154 | 152 | 19 | 15 | 875 | 93 |
| Houston..... | 4,906 | 1,907 | 360 | 84 | 51 | 1,407 | 5 | 2,999 | 256 | 31 | 35 | 1,903 | 774 |
| Irwin..... | 2,914 | 1,386 | 810 | 98 | 15 | 431 | 32 | 1,523 | 250 | 53 | 5 | 951 | 269 |
| Jackson..... | 4,637 | 3,262 | 838 | 223 | 71 | 2,111 | 14 | 1,375 | 165 | 27 | 70 | 932 | 181 |
| Jasper..... | 3,090 | 1,963 | 334 | 86 | 92 | 1,421 | 30 | 1,127 | 122 | 12 | 15 | 622 | 355 |
| Jefferson..... | 3,651 | 2,022 | 474 | 95 | 63 | 1,266 | 124 | 1,629 | 124 | 12 | 28 | 858 | 607 |
| Johnson..... | 2,202 | 1,395 | 510 | 45 | 14 | 817 | 9 | 807 | 49 | 11 | 47 | 559 | 141 |
| Jones..... | 2,605 | 1,433 | 278 | 89 | 31 | 1,020 | 15 | 1,173 | 38 | 4 | 17 | 697 | 417 |
| Laurens..... | 4,331 | 2,850 | 929 | 122 | 57 | 1,727 | 15 | 1,981 | 228 | 56 | 34 | 1,454 | 209 |
| Lee..... | 2,509 | 1,321 | 135 | 58 | 53 | 1,069 | 6 | 1,183 | 48 | 7 | 8 | 852 | 273 |
| Liberty..... | 2,562 | 1,777 | 1,140 | 58 | 108 | 407 | 64 | 785 | 149 | 9 | 30 | 496 | 101 |
| Lincoln..... | 1,373 | 938 | 233 | 24 | 59 | 639 | 28 | 385 | 13 | 2 | 4 | 293 | 73 |
| Lowndes..... | 3,985 | 1,721 | 679 | 119 | 24 | 889 | 10 | 2,267 | 398 | 117 | 23 | 1,523 | 206 |
| Lumpkin..... | 1,424 | 1,026 | 543 | 42 | 16 | 419 | 6 | 393 | 141 | 5 | 1 | 225 | 26 |
| McDuffie..... | 1,995 | 1,252 | 204 | 75 | 9 | 874 | 90 | 743 | 72 | 8 | 4 | 556 | 103 |
| McIntosh..... | 1,432 | 409 | 354 | 4 | 45 | 45 | 6 | 1,023 | 543 | 8 | 3 | 426 | 43 |
| Macon..... | 2,949 | 1,301 | 288 | 74 | 31 | 893 | 15 | 1,648 | 200 | 26 | 33 | 1,068 | 321 |
| Madison..... | 2,602 | 2,055 | 518 | 59 | 72 | 1,395 | 11 | 547 | 58 | 9 | 23 | 330 | 127 |
| Marion..... | 1,973 | 1,248 | 371 | 83 | 25 | 762 | 7 | 725 | 73 | 7 | 30 | 450 | 165 |
| Meriwether..... | 4,572 | 2,919 | 635 | 85 | 25 | 2,156 | 18 | 1,653 | 217 | 21 | 20 | 1,234 | 161 |
| Miller..... | 1,287 | 740 | 326 | 36 | 16 | 337 | 25 | 547 | 18 | 2 | 2 | 301 | 226 |
| Milton..... | 1,320 | 1,066 | 390 | 55 | 5 | 607 | 9 | 254 | 49 | 4 | 12 | 162 | 27 |
| Mitchell..... | 2,942 | 1,826 | 444 | 70 | 175 | 1,121 | 16 | 1,116 | 141 | 19 | 4 | 842 | 110 |
| Monroe..... | 4,023 | 2,427 | 491 | 199 | 55 | 1,665 | 17 | 1,596 | 177 | 6 | 30 | 1,117 | 266 |
| Montgomery..... | 3,019 | 1,519 | 888 | 98 | 9 | 521 | 3 | 1,500 | 188 | 30 | 13 | 1,195 | 74 |
| Morgan..... | 3,424 | 1,934 | 242 | 93 | 71 | 1,516 | 12 | 1,490 | 177 | 31 | 10 | 1,129 | 143 |
| Murray..... | 1,601 | 1,317 | 500 | 80 | 51 | 680 | 6 | 284 | 21 | 3 | 23 | 207 | 30 |
| Muscogee..... | 6,545 | 971 | 237 | 40 | 4 | 688 | 2 | 5,574 | 842 | 124 | 19 | 4,430 | 149 |
| Newton..... | 3,317 | 1,991 | 391 | 124 | 19 | 1,451 | 6 | 1,326 | 210 | 72 | 16 | 959 | 69 |
| Oconee..... | 1,745 | 1,119 | 267 | 90 | 12 | 748 | 2 | 626 | 63 | 6 | 8 | 522 | 27 |
| Oglethorpe..... | 3,445 | 2,317 | 323 | 133 | 35 | 1,811 | 15 | 1,123 | 48 | 3 | 3 | 659 | 415 |
| Paulding..... | 2,511 | 2,103 | 762 | 110 | 141 | 1,063 | 27 | 408 | 41 | 2 | 66 | 229 | 70 |
| Pickens..... | 1,680 | 1,179 | 562 | 26 | 32 | 554 | 5 | 501 | 69 | 7 | 34 | 358 | 33 |
| Pierce..... | 1,469 | 861 | 588 | 73 | 21 | 175 | 4 | 603 | 62 | 4 | 52 | 436 | 54 |
| Pike..... | 3,714 | 1,884 | 485 | 115 | 45 | 1,236 | 3 | 1,830 | 316 | 38 | 25 | 1,351 | 100 |
| Polk..... | 3,354 | 1,702 | 388 | 125 | 52 | 1,129 | 8 | 1,652 | 139 | 35 | 16 | 1,286 | 126 |
| Pulaski..... | 3,913 | 1,913 | 492 | 124 | 41 | 1,251 | 5 | 2,000 | 247 | 25 | 15 | 1,598 | 115 |
| Putnam..... | 2,646 | 1,484 | 157 | 153 | 3 | 1,154 | 7 | 1,162 | 95 | 29 | 18 | 643 | 377 |
| Quitman..... | 953 | 587 | 80 | 30 | 22 | 454 | 1 | 366 | 13 | 2 | 4 | 236 | 111 |
| Rabun..... | 1,133 | 1,048 | 664 | 18 | 17 | 346 | 3 | 135 | 18 | 1 | 10 | 93 | 13 |
| Randolph..... | 3,449 | 2,146 | 374 | 167 | 15 | 1,549 | 41 | 1,303 | 245 | 39 | 11 | 845 | 163 |
| Richmond..... | 12,936 | 1,063 | 429 | 51 | 40 | 490 | 53 | 11,373 | 1,564 | 233 | 367 | 8,691 | 1,018 |
| Rockdale..... | 1,523 | 1,007 | 343 | 29 | 6 | 621 | 3 | 516 | 126 | 18 | 6 | 304 | 62 |
| Schley..... | 1,104 | 758 | 146 | 50 | 1 | 553 | 3 | 346 | 31 | 11 | 6 | 256 | 42 |
| Screven..... | 3,773 | 2,234 | 769 | 214 | 17 | 1,226 | 8 | 1,539 | 81 | 11 | 14 | 1,206 | 227 |
| Spalding..... | 3,359 | 1,213 | 354 | 50 | 7 | 733 | 19 | 2,146 | 291 | 34 | 109 | 1,195 | 517 |
| Stewart..... | 3,111 | 1,714 | 281 | 91 | 17 | 1,320 | 5 | 1,397 | 172 | 33 | 9 | 897 | 286 |
| Sumter..... | 5,726 | 2,268 | 398 | 144 | 69 | 1,527 | 130 | 3,458 | 508 | 96 | 43 | 2,575 | 236 |
| Talbot..... | 2,417 | 1,379 | 347 | 73 | 13 | 941 | 5 | 1,038 | 102 | 11 | 29 | 738 | 153 |
| Taliaferro..... | 1,590 | 1,088 | 206 | 45 | 48 | 788 | 1 | 502 | 61 | 3 | 4 | 374 | 60 |
| Tattall..... | 3,917 | 2,070 | 1,186 | 173 | 25 | 678 | 8 | 1,847 | 133 | 11 | 37 | 1,345 | 271 |
| Taylor..... | 1,934 | 1,044 | 313 | 66 | 74 | 531 | 10 | 890 | 89 | 8 | 42 | 676 | 75 |
| Telfair..... | 1,846 | 851 | 536 | 54 | 21 | 236 | 4 | 995 | 221 | 11 | 56 | 646 | 61 |
| Terrell..... | 3,814 | 2,119 | 344 | 141 | 9 | 1,609 | 16 | 1,695 | 190 | 27 | 4 | 1,009 | 465 |
| Thomas..... | 6,561 | 3,112 | 1,091 | 246 | 32 | 1,731 | 12 | 3,449 | 632 | 102 | 47 | 2,407 | 261 |
| Towns..... | 865 | 669 | 430 | 13 | 2 | 218 | 6 | 196 | 29 | 6 | 6 | 145 | 16 |

STATISTICS OF POPULATION.

TABLE 106.—PRIVATE FAMILIES OCCUPYING OWNED AND HIRED AND FREE AND ENCUMBERED HOMES, BY COUNTIES: 1900—Continued.

| COUNTIES. | Total private families. | FARM HOMES. | | | | | | OTHER HOMES. | | | | | |
|--------------------|-------------------------|-------------|--------|-------------|-----------|---------|-----------|--------------|---------|-------------|-----------|---------|-----------|
| | | Total. | Owned. | | | Hired. | Un-known. | Total. | Owned. | | | Hired. | Un-known. |
| | | | Free. | Encumbered. | Un-known. | | | | Free. | Encumbered. | Un-known. | | |
| Georgia—Continued. | | | | | | | | | | | | | |
| Troup | 4,843 | 2,299 | 441 | 116 | 56 | 1,675 | 11 | 2,544 | 345 | 62 | 16 | 1,965 | 156 |
| Twiggs | 1,788 | 1,156 | 249 | 30 | 29 | 831 | 17 | 632 | 23 | 2 | 5 | 439 | 163 |
| Union | 1,568 | 1,443 | 380 | 65 | 21 | 471 | 6 | 125 | 44 | 1 | 2 | 65 | 13 |
| Upson | 2,672 | 1,462 | 311 | 85 | 43 | 1,007 | 16 | 1,210 | 134 | 16 | 3 | 860 | 197 |
| Walker | 3,008 | 2,042 | 899 | 58 | 156 | 913 | 16 | 966 | 107 | 4 | 27 | 717 | 111 |
| Walton | 4,133 | 2,738 | 621 | 149 | 42 | 1,907 | 19 | 1,395 | 192 | 19 | 10 | 1,071 | 103 |
| Ware | 2,711 | 753 | 458 | 40 | 37 | 208 | 10 | 1,958 | 427 | 75 | 32 | 1,255 | 169 |
| Warren | 2,333 | 1,358 | 261 | 44 | 31 | 1,018 | 4 | 1,025 | 139 | 13 | 9 | 794 | 70 |
| Washington | 5,600 | 3,400 | 646 | 91 | 64 | 2,533 | 66 | 2,200 | 242 | 29 | 8 | 1,354 | 567 |
| Wayne | 1,731 | 941 | 526 | 37 | 197 | 172 | 9 | 790 | 163 | 9 | 48 | 457 | 113 |
| Webster | 1,386 | 980 | 197 | 37 | 24 | 719 | 3 | 406 | 16 | 3 | 15 | 240 | 132 |
| White | 1,034 | 984 | 405 | 67 | 5 | 499 | 8 | 100 | 6 | 1 | 1 | 69 | 23 |
| Whitfield | 2,890 | 1,521 | 653 | 131 | 12 | 704 | 21 | 1,369 | 357 | 71 | 47 | 823 | 71 |
| Wilcox | 2,167 | 900 | 435 | 59 | 92 | 311 | 3 | 1,267 | 169 | 13 | 29 | 992 | 64 |
| Wilkes | 4,324 | 2,270 | 354 | 191 | 33 | 1,679 | 13 | 2,054 | 279 | 60 | 11 | 1,494 | 210 |
| Wilkinson | 2,237 | 1,581 | 443 | 95 | 45 | 936 | 12 | 656 | 58 | 8 | 20 | 318 | 252 |
| Worth | 3,515 | 1,934 | 754 | 114 | 71 | 989 | 6 | 1,381 | 125 | 21 | 39 | 1,521 | 175 |
| Hawaii | 29,763 | 1,326 | 793 | 68 | 71 | 352 | 42 | 28,437 | 4,379 | 370 | 640 | 20,734 | 2,314 |
| Hawaii island | 9,843 | 669 | 398 | 25 | 42 | 185 | 19 | 9,174 | 1,696 | 123 | 198 | 6,471 | 686 |
| Kauai island | 3,943 | 27 | 6 | | | 18 | 3 | 3,916 | 297 | 23 | 32 | 3,344 | 220 |
| Lanai island | | | | | | | | | | | | | |
| Mauai island | 4,960 | 198 | 177 | 5 | | 13 | 3 | 4,762 | 945 | 25 | 34 | 3,573 | 185 |
| Molokai island | 660 | 5 | | | | | | 655 | 144 | 1 | | 143 | 367 |
| Niihau island | 32 | | | | | | | 32 | | | | 32 | |
| Oahu island | 10,325 | 427 | 212 | 38 | 29 | 136 | 12 | 9,898 | 1,297 | 198 | 376 | 7,171 | 856 |
| Idaho | 35,819 | 17,054 | 12,264 | 2,407 | 414 | 1,741 | 228 | 18,765 | 7,899 | 808 | 578 | 7,477 | 2,003 |
| Ada | 2,397 | 746 | 337 | 191 | 1 | 209 | 8 | 1,651 | 430 | 203 | 17 | 853 | 148 |
| Bannock | 2,290 | 968 | 351 | 47 | 44 | 36 | 10 | 1,322 | 460 | 55 | 97 | 619 | 101 |
| Bear Lake | 1,327 | 712 | 593 | 69 | 2 | 41 | 7 | 615 | 346 | 34 | 1 | 192 | 42 |
| Bingham | 2,028 | 1,329 | 777 | 305 | 86 | 153 | 8 | 699 | 269 | 38 | 54 | 245 | 98 |
| Blaine | 1,203 | 472 | 346 | 42 | 15 | 56 | 13 | 731 | 332 | 28 | 17 | 209 | 145 |
| Boise | 1,161 | 390 | 341 | 32 | 1 | 16 | | 771 | 475 | 11 | 3 | 190 | 92 |
| Canyon | 1,635 | 924 | 521 | 208 | 5 | 170 | 20 | 711 | 241 | 47 | 23 | 349 | 51 |
| Cassia | 743 | 469 | 421 | 14 | 4 | 28 | 2 | 249 | 100 | 4 | 25 | 101 | 19 |
| Custer | 717 | 196 | 147 | 26 | 1 | 18 | 4 | 521 | 191 | 2 | 22 | 204 | 102 |
| Elmore | 622 | 134 | 99 | 13 | 3 | 17 | 2 | 488 | 198 | 15 | 23 | 180 | 72 |
| Fremont | 2,392 | 1,412 | 1,042 | 265 | 13 | 83 | 9 | 980 | 506 | 50 | 2 | 275 | 147 |
| Idaho | 2,380 | 1,293 | 1,031 | 73 | 16 | 100 | 13 | 1,087 | 462 | 37 | 88 | 327 | 173 |
| Kootenai | 2,404 | 1,221 | 963 | 141 | 9 | 61 | 42 | 1,183 | 547 | 14 | 31 | 466 | 125 |
| Latah | 2,397 | 1,714 | 843 | 510 | 8 | 323 | 30 | 1,183 | 454 | 103 | 7 | 555 | 64 |
| Lemhi | 1,041 | 847 | 286 | 33 | 2 | 24 | 2 | 694 | 331 | 14 | 14 | 275 | 60 |
| Lincoln | 345 | 181 | 125 | 15 | 1 | 31 | 9 | 164 | 68 | 6 | 1 | 60 | 29 |
| Nez Perce | 3,383 | 2,198 | 1,672 | 123 | 132 | 133 | 28 | 1,136 | 521 | 44 | 44 | 495 | 81 |
| Oneida | 1,663 | 1,113 | 850 | 193 | 10 | 53 | 7 | 550 | 255 | 18 | 20 | 192 | 65 |
| Owyhee | 941 | 252 | 198 | 15 | 2 | 34 | 3 | 639 | 334 | 10 | 8 | 230 | 107 |
| Shoshone | 2,758 | 275 | 244 | 3 | 2 | 22 | 4 | 2,433 | 1,112 | 30 | 10 | 1,156 | 175 |
| Washington | 1,617 | 708 | 532 | 84 | 7 | 78 | 7 | 809 | 277 | 46 | 71 | 304 | 112 |
| Illinois | 1,024,189 | 262,180 | 92,702 | 60,063 | 5,629 | 101,728 | 2,058 | 762,009 | 180,892 | 101,552 | 10,769 | 445,641 | 23,165 |
| Adams | 14,693 | 4,150 | 1,407 | 1,233 | 33 | 1,475 | 2 | 10,443 | 2,949 | 1,455 | 32 | 5,764 | 193 |
| Alexander | 4,395 | 3,331 | 173 | 184 | 68 | 388 | 13 | 3,564 | 587 | 199 | 230 | 2,352 | 196 |
| Bond | 3,483 | 1,907 | 655 | 513 | 98 | 630 | 6 | 1,576 | 438 | 224 | 209 | 655 | 50 |
| Boone | 3,615 | 1,325 | 291 | 331 | 133 | 567 | 3 | 2,290 | 613 | 371 | 302 | 957 | 47 |
| Brown | 2,650 | 1,646 | 580 | 507 | 16 | 531 | 12 | 1,004 | 416 | 104 | 14 | 446 | 24 |
| Bureau | 8,650 | 3,173 | 1,032 | 715 | 26 | 1,342 | 8 | 5,477 | 2,380 | 491 | 60 | 2,392 | 154 |
| Calhoun | 1,797 | 1,148 | 500 | 257 | 16 | 363 | 12 | 649 | 199 | 55 | 11 | 354 | 30 |
| Carroll | 4,393 | 1,846 | 575 | 604 | 28 | 629 | 10 | 2,547 | 1,003 | 325 | 56 | 1,072 | 91 |
| Cass | 3,822 | 1,361 | 406 | 293 | 73 | 579 | 10 | 2,461 | 821 | 477 | 48 | 1,084 | 31 |
| Champaign | 10,466 | 4,105 | 1,147 | 984 | 62 | 1,888 | 24 | 6,361 | 2,413 | 1,030 | 99 | 2,564 | 255 |
| Christian | 7,136 | 3,118 | 738 | 660 | 47 | 1,652 | 20 | 4,018 | 1,283 | 772 | 26 | 1,800 | 137 |
| Clark | 5,416 | 3,423 | 1,548 | 823 | 52 | 989 | 16 | 1,988 | 780 | 371 | 53 | 755 | 79 |
| Clay | 4,263 | 2,841 | 1,364 | 618 | 57 | 734 | 68 | 1,422 | 486 | 233 | 21 | 511 | 171 |
| Clinton | 3,937 | 1,952 | 695 | 352 | 30 | 901 | 4 | 1,955 | 815 | 162 | 17 | 890 | 51 |
| Coles | 7,514 | 2,729 | 912 | 563 | 112 | 1,134 | 13 | 4,785 | 1,625 | 833 | 60 | 2,095 | 172 |
| Cook | 381,492 | 5,977 | 2,046 | 642 | 308 | 2,932 | 49 | 375,515 | 45,247 | 48,295 | 3,655 | 268,476 | 9,842 |
| Crawford | 4,217 | 2,680 | 1,297 | 536 | 61 | 794 | 22 | 1,537 | 590 | 195 | 34 | 669 | 49 |
| Cumberland | 3,562 | 2,487 | 1,210 | 546 | 12 | 715 | 4 | 1,075 | 412 | 115 | 39 | 454 | 55 |
| Dekalb | 7,164 | 2,568 | 622 | 44 | 44 | 1,157 | 46 | 4,606 | 1,747 | 695 | 234 | 1,718 | 212 |
| Dewitt | 4,159 | 1,659 | 432 | 316 | 22 | 864 | 25 | 2,500 | 908 | 276 | 52 | 1,090 | 179 |
| Douglas | 4,124 | 2,030 | 634 | 408 | 34 | 934 | 20 | 2,094 | 746 | 309 | 38 | 910 | 91 |
| DuPage | 5,854 | 1,677 | 567 | 194 | 82 | 820 | 14 | 4,177 | 1,604 | 699 | 91 | 1,664 | 119 |
| Edgar | 6,355 | 3,031 | 1,110 | 647 | 39 | 1,262 | 23 | 3,274 | 1,125 | 497 | 48 | 1,478 | 126 |
| Edwardsville | 2,311 | 1,233 | 504 | 442 | 23 | 265 | 4 | 1,073 | 432 | 192 | 27 | 367 | 56 |
| Effingham | 4,312 | 2,401 | 1,042 | 617 | 105 | 622 | 15 | 1,911 | 775 | 325 | 54 | 634 | 73 |

1 Not separately returned.

PROPRIETORSHIP OF HOMES.

671

TABLE 106.—PRIVATE FAMILIES OCCUPYING OWNED AND HIRED AND FREE AND ENCUMBERED HOMES, BY COUNTIES: 1900—Continued.

| COUNTIES. | Total private families. | FARM HOMES. | | | | | | OTHER HOMES. | | | | | |
|---------------------|-------------------------|-------------|--------|-------------|-----------|--------|-----------|--------------|--------|-------------|-----------|--------|-----------|
| | | Total. | Owned. | | | Hired. | Un-known. | Total. | Owned. | | | Hired. | Un-known. |
| | | | Free. | Encumbered. | Un-known. | | | | Free. | Encumbered. | Un-known. | | |
| Illinois—Continued. | | | | | | | | | | | | | |
| Fayette..... | 5,936 | 4,081 | 1,577 | 1,079 | 41 | 1,354 | 30 | 1,855 | 637 | 254 | 24 | 865 | 75 |
| Ford..... | 3,839 | 1,789 | 298 | 361 | 19 | 1,087 | 24 | 2,050 | 977 | 293 | 12 | 669 | 99 |
| Franklin..... | 3,965 | 2,992 | 1,450 | 685 | 42 | 803 | 12 | 978 | 85 | 14 | 14 | 460 | 66 |
| Fulton..... | 10,664 | 4,307 | 1,423 | 1,130 | 32 | 1,650 | 22 | 6,357 | 2,427 | 863 | 74 | 2,807 | 186 |
| Gallatin..... | 3,183 | 1,720 | 680 | 264 | 79 | 690 | 7 | 1,463 | 497 | 79 | 20 | 807 | 60 |
| Greene..... | 5,101 | 2,265 | 716 | 466 | 27 | 1,028 | 28 | 2,836 | 1,016 | 286 | 31 | 1,394 | 109 |
| Grundy..... | 4,911 | 1,597 | 364 | 289 | 72 | 852 | 20 | 3,314 | 1,651 | 272 | 72 | 1,259 | 60 |
| Hamilton..... | 4,149 | 3,216 | 1,401 | 856 | 27 | 909 | 23 | 933 | 270 | 81 | 61 | 444 | 77 |
| Hancock..... | 7,716 | 3,865 | 1,419 | 1,103 | 36 | 1,292 | 15 | 3,851 | 1,809 | 553 | 41 | 1,415 | 33 |
| Hardin..... | 1,522 | 974 | 487 | 207 | 6 | 265 | 9 | 543 | 168 | 19 | 18 | 309 | 34 |
| Henderson..... | 2,412 | 1,314 | 433 | 340 | 20 | 516 | 5 | 1,098 | 493 | 97 | 28 | 460 | 20 |
| Henry..... | 8,780 | 3,226 | 972 | 816 | 22 | 1,399 | 17 | 5,554 | 2,531 | 779 | 57 | 2,059 | 123 |
| Iroquois..... | 8,087 | 4,194 | 930 | 1,067 | 51 | 2,094 | 52 | 3,393 | 1,782 | 540 | 69 | 1,342 | 180 |
| Jackson..... | 7,068 | 2,744 | 1,000 | 543 | 243 | 934 | 24 | 4,324 | 1,083 | 381 | 117 | 2,569 | 169 |
| Jasper..... | 4,184 | 3,007 | 1,395 | 882 | 23 | 687 | 20 | 1,177 | 464 | 191 | 21 | 468 | 58 |
| Jefferson..... | 5,919 | 4,000 | 2,059 | 759 | 45 | 1,079 | 68 | 1,919 | 561 | 207 | 70 | 1,006 | 75 |
| Jersey..... | 3,170 | 1,553 | 440 | 438 | 97 | 562 | 16 | 1,617 | 577 | 238 | 30 | 722 | 50 |
| Jo Daviess..... | 5,630 | 2,409 | 863 | 959 | 45 | 524 | 18 | 3,221 | 1,674 | 283 | 45 | 1,169 | 75 |
| Johnson..... | 3,109 | 2,060 | 1,035 | 444 | 50 | 513 | 18 | 1,049 | 153 | 47 | 164 | 621 | 59 |
| Kane..... | 17,240 | 2,431 | 726 | 532 | 76 | 1,061 | 36 | 14,809 | 5,127 | 2,359 | 94 | 6,764 | 465 |
| Kankakee..... | 7,427 | 2,500 | 805 | 609 | 62 | 994 | 30 | 4,927 | 1,906 | 682 | 74 | 2,111 | 154 |
| Kendall..... | 2,634 | 1,338 | 358 | 300 | 90 | 546 | 44 | 1,296 | 544 | 141 | 31 | 496 | 84 |
| Knox..... | 10,111 | 3,013 | 935 | 693 | 146 | 1,180 | 59 | 7,038 | 2,477 | 1,350 | 184 | 2,822 | 265 |
| Lake..... | 7,174 | 2,267 | 805 | 464 | 170 | 817 | 10 | 4,907 | 1,516 | 705 | 115 | 2,339 | 232 |
| Lasalle..... | 13,434 | 4,504 | 1,412 | 981 | 41 | 2,034 | 16 | 13,930 | 5,863 | 2,102 | 140 | 5,535 | 290 |
| Lawrence..... | 3,556 | 2,149 | 940 | 507 | 7 | 680 | 15 | 1,407 | 476 | 218 | 51 | 578 | 84 |
| Lee..... | 6,571 | 2,768 | 812 | 773 | 19 | 1,151 | 28 | 3,303 | 1,566 | 530 | 32 | 1,572 | 103 |
| Livingston..... | 8,658 | 4,062 | 1,052 | 814 | 35 | 2,149 | 12 | 4,596 | 2,232 | 534 | 33 | 1,677 | 120 |
| Logan..... | 5,774 | 2,385 | 530 | 405 | 88 | 1,337 | 25 | 3,389 | 1,181 | 463 | 243 | 1,351 | 151 |
| McDonough..... | 6,579 | 2,736 | 935 | 737 | 28 | 1,074 | 12 | 3,793 | 1,671 | 523 | 30 | 1,523 | 41 |
| McHenry..... | 6,486 | 2,800 | 842 | 611 | 102 | 1,221 | 24 | 3,636 | 1,620 | 449 | 42 | 1,411 | 164 |
| McLean..... | 14,873 | 4,630 | 1,412 | 850 | 65 | 2,331 | 22 | 10,193 | 4,008 | 1,371 | 112 | 4,377 | 325 |
| Macon..... | 9,956 | 2,668 | 723 | 487 | 47 | 1,368 | 43 | 7,288 | 2,172 | 939 | 81 | 3,872 | 224 |
| Macoupin..... | 9,245 | 4,115 | 1,316 | 1,079 | 62 | 1,633 | 20 | 5,130 | 2,008 | 737 | 70 | 2,164 | 151 |
| Madison..... | 12,995 | 3,575 | 1,151 | 786 | 29 | 1,536 | 23 | 9,420 | 2,851 | 1,190 | 42 | 5,067 | 270 |
| Marion..... | 6,643 | 3,339 | 1,324 | 700 | 82 | 728 | 5 | 3,304 | 1,113 | 432 | 135 | 1,474 | 100 |
| Marshall..... | 3,552 | 1,378 | 392 | 200 | 26 | 743 | 17 | 2,174 | 1,015 | 99 | 47 | 964 | 49 |
| Mason..... | 3,861 | 1,726 | 416 | 319 | 63 | 914 | 14 | 2,135 | 840 | 313 | 59 | 813 | 110 |
| Massac..... | 2,898 | 1,230 | 540 | 370 | 15 | 300 | 5 | 1,668 | 614 | 127 | 22 | 827 | 78 |
| Menard..... | 3,081 | 1,286 | 428 | 280 | 18 | 551 | 9 | 1,795 | 569 | 251 | 16 | 906 | 53 |
| Mercer..... | 4,741 | 2,073 | 748 | 472 | 38 | 805 | 10 | 2,668 | 1,199 | 259 | 31 | 1,067 | 112 |
| Monroe..... | 2,791 | 1,567 | 532 | 253 | 12 | 742 | 23 | 1,224 | 471 | 131 | 36 | 549 | 37 |
| Montgomery..... | 6,910 | 3,215 | 1,161 | 687 | 47 | 1,238 | 32 | 3,695 | 1,404 | 721 | 42 | 1,394 | 134 |
| Morgan..... | 7,324 | 2,628 | 927 | 625 | 42 | 1,011 | 23 | 4,696 | 1,734 | 593 | 54 | 2,142 | 173 |
| Moultrie..... | 3,323 | 1,673 | 432 | 309 | 152 | 768 | 12 | 1,655 | 538 | 232 | 71 | 764 | 50 |
| Ogle..... | 6,667 | 3,045 | 966 | 634 | 135 | 1,276 | 34 | 3,622 | 1,636 | 369 | 81 | 1,316 | 220 |
| Peoria..... | 18,716 | 2,769 | 913 | 750 | 33 | 1,072 | 21 | 15,927 | 3,933 | 2,368 | 234 | 8,920 | 472 |
| Perry..... | 4,233 | 1,930 | 796 | 580 | 17 | 531 | 6 | 2,303 | 974 | 223 | 31 | 1,043 | 32 |
| Piatt..... | 3,854 | 1,759 | 432 | 332 | 46 | 938 | 11 | 2,095 | 876 | 262 | 44 | 844 | 69 |
| Pike..... | 7,245 | 3,795 | 1,227 | 1,014 | 36 | 1,477 | 41 | 3,450 | 1,295 | 379 | 102 | 1,507 | 167 |
| Pope..... | 2,673 | 1,998 | 1,046 | 444 | 20 | 484 | 4 | 675 | 215 | 38 | 19 | 334 | 19 |
| Pulaski..... | 3,105 | 1,242 | 524 | 274 | 21 | 413 | 10 | 1,363 | 369 | 133 | 36 | 1,161 | 164 |
| Putnam..... | 1,009 | 537 | 158 | 147 | 6 | 225 | 1 | 472 | 217 | 39 | 14 | 176 | 26 |
| Randolph..... | 6,527 | 2,497 | 1,088 | 613 | 23 | 757 | 16 | 3,030 | 1,164 | 410 | 54 | 1,251 | 151 |
| Richland..... | 3,592 | 2,178 | 1,059 | 572 | 16 | 510 | 21 | 1,414 | 525 | 280 | 23 | 551 | 35 |
| Rock Island..... | 11,776 | 2,048 | 827 | 546 | 13 | 649 | 13 | 9,728 | 2,875 | 1,649 | 122 | 4,816 | 266 |
| St. Clair..... | 17,301 | 3,311 | 1,179 | 433 | 41 | 1,590 | 18 | 14,490 | 3,453 | 1,663 | 241 | 8,555 | 573 |
| Saline..... | 4,444 | 2,925 | 1,304 | 584 | 45 | 977 | 15 | 1,519 | 537 | 71 | 22 | 823 | 66 |
| Sangamon..... | 15,301 | 3,839 | 1,184 | 743 | 97 | 1,790 | 25 | 11,462 | 3,561 | 1,709 | 94 | 5,650 | 448 |
| Schuyler..... | 3,563 | 2,168 | 698 | 730 | 18 | 711 | 11 | 1,395 | 463 | 263 | 16 | 636 | 12 |
| Scott..... | 2,303 | 1,135 | 366 | 298 | 24 | 427 | 20 | 1,168 | 420 | 124 | 45 | 518 | 61 |
| Shelby..... | 6,993 | 4,133 | 1,544 | 1,036 | 33 | 1,543 | 37 | 2,300 | 1,062 | 472 | 20 | 1,161 | 85 |
| Stark..... | 2,339 | 1,125 | 382 | 233 | 30 | 470 | 5 | 1,214 | 573 | 101 | 15 | 479 | 41 |
| Stephenson..... | 7,956 | 2,931 | 1,011 | 980 | 35 | 856 | 49 | 5,025 | 1,722 | 773 | 210 | 2,117 | 203 |
| Tazewell..... | 7,179 | 2,786 | 910 | 473 | 62 | 1,326 | 10 | 4,393 | 1,633 | 615 | 66 | 1,837 | 137 |
| Union..... | 4,363 | 2,277 | 933 | 455 | 15 | 864 | 5 | 2,086 | 522 | 191 | 33 | 1,205 | 135 |
| Vermilion..... | 14,203 | 4,106 | 1,292 | 861 | 150 | 1,763 | 35 | 10,102 | 2,632 | 1,936 | 168 | 5,073 | 293 |
| Wabash..... | 2,734 | 1,153 | 479 | 324 | 24 | 315 | 11 | 1,581 | 540 | 191 | 28 | 719 | 103 |
| Warren..... | 5,291 | 2,079 | 625 | 463 | 36 | 947 | 8 | 3,212 | 1,291 | 443 | 44 | 1,411 | 23 |
| Washington..... | 4,018 | 2,504 | 1,050 | 543 | 22 | 876 | 8 | 1,514 | 734 | 125 | 19 | 578 | 58 |
| Wayne..... | 5,703 | 4,173 | 1,398 | 1,139 | 69 | 1,044 | 23 | 1,530 | 520 | 227 | 55 | 659 | 69 |
| White..... | 5,365 | 2,370 | 959 | 643 | 175 | 1,074 | 19 | 2,495 | 778 | 237 | 173 | 1,115 | 137 |
| Whiteside..... | 7,718 | 2,793 | 763 | 725 | 31 | 1,256 | 18 | 4,925 | 2,088 | 761 | 42 | 1,919 | 115 |
| Will..... | 15,131 | 3,542 | 1,315 | 791 | 33 | 1,332 | 71 | 11,539 | 3,842 | 1,334 | 153 | 5,432 | 323 |
| Williamson..... | 5,732 | 3,211 | 1,634 | 629 | 43 | 874 | 26 | 2,521 | 665 | 259 | 67 | 1,415 | 115 |
| Winnebago..... | 11,129 | 2,237 | 793 | 555 | 60 | 819 | 25 | 8,372 | 2,357 | 1,465 | 41 | 4,770 | 239 |
| Woodford..... | 4,654 | 2,137 | 661 | 306 | 45 | 1,114 | 11 | 2,517 | 1,253 | 188 | 22 | 955 | 99 |

STATISTICS OF POPULATION.

TABLE 106.—PRIVATE FAMILIES OCCUPYING OWNED AND HIRED AND FREE AND ENCUMBERED HOMES, BY COUNTIES: 1900—Continued.

| COUNTIES. | Total private families. | FARM HOMES. | | | | | | OTHER HOMES. | | | | | |
|-------------------|-------------------------|-------------|--------|-------------|-----------|--------|-----------|--------------|---------|-------------|-----------|---------|-----------|
| | | Total. | Owned. | | | Hired. | Un-known. | Total. | Owned. | | | Hired. | Un-known. |
| | | | Free. | Encumbered. | Un-known. | | | | Free. | Encumbered. | Un-known. | | |
| Indiana | 567,072 | 221,240 | 97,202 | 55,864 | 3,761 | 62,972 | 1,441 | 345,832 | 102,833 | 47,779 | 4,844 | 179,616 | 10,760 |
| Adams | 4,586 | 2,458 | 1,058 | 750 | 29 | 614 | 7 | 2,078 | 741 | 317 | 86 | 907 | 77 |
| Allen | 16,552 | 4,408 | 2,118 | 1,158 | 28 | 1,072 | 37 | 12,149 | 3,301 | 2,497 | 105 | 6,042 | 204 |
| Bartholomew | 5,705 | 2,369 | 1,015 | 571 | 30 | 678 | 25 | 3,326 | 808 | 380 | 88 | 1,863 | 152 |
| Benton | 2,802 | 1,339 | 512 | 249 | 182 | 589 | 7 | 1,468 | 546 | 165 | 44 | 612 | 96 |
| Blackford | 3,994 | 1,316 | 484 | 343 | 30 | 448 | 11 | 2,678 | 620 | 338 | 29 | 1,597 | 94 |
| Boone | 6,207 | 3,488 | 1,243 | 998 | 157 | 1,049 | 41 | 2,719 | 958 | 297 | 183 | 1,139 | 142 |
| Brown | 2,018 | 1,763 | 1,074 | 339 | 12 | 330 | 8 | 955 | 75 | 11 | 6 | 1,147 | 16 |
| Carroll | 4,564 | 2,455 | 1,041 | 560 | 85 | 793 | 26 | 2,109 | 781 | 167 | 114 | 968 | 79 |
| Cass | 7,825 | 2,615 | 1,045 | 676 | 15 | 858 | 21 | 5,210 | 1,672 | 680 | 29 | 2,696 | 138 |
| Clark | 6,913 | 2,053 | 1,145 | 396 | 52 | 453 | 7 | 4,860 | 1,355 | 457 | 85 | 2,914 | 49 |
| Clay | 7,381 | 2,524 | 1,274 | 501 | 7 | 730 | 12 | 4,857 | 1,684 | 653 | 26 | 2,415 | 79 |
| Clinton | 6,654 | 3,024 | 1,019 | 798 | 137 | 1,045 | 25 | 3,680 | 1,304 | 407 | 84 | 1,713 | 122 |
| Crawford | 2,811 | 1,895 | 1,161 | 402 | 10 | 314 | 8 | 916 | 327 | 58 | 20 | 490 | 21 |
| Daviess | 6,127 | 3,004 | 1,113 | 689 | 151 | 1,039 | 12 | 3,123 | 929 | 435 | 30 | 1,664 | 65 |
| Dearborn | 5,130 | 2,106 | 1,197 | 438 | 22 | 433 | 16 | 3,024 | 1,056 | 342 | 84 | 1,500 | 92 |
| Decatur | 4,662 | 1,908 | 895 | 455 | 56 | 487 | 15 | 2,754 | 875 | 388 | 75 | 1,303 | 113 |
| DeKalb | 6,226 | 2,665 | 1,168 | 824 | 5 | 662 | 6 | 3,561 | 1,328 | 692 | 31 | 1,470 | 40 |
| Delaware | 11,281 | 2,857 | 1,151 | 741 | 31 | 920 | 14 | 8,424 | 1,800 | 1,290 | 107 | 4,963 | 264 |
| Dubois | 3,928 | 2,248 | 1,280 | 619 | 38 | 300 | 11 | 1,680 | 699 | 201 | 48 | 695 | 37 |
| Ekhart | 11,021 | 3,339 | 1,564 | 815 | 32 | 918 | 10 | 7,682 | 2,479 | 1,434 | 61 | 3,525 | 183 |
| Fayette | 3,219 | 1,059 | 437 | 246 | 6 | 366 | 4 | 2,160 | 588 | 350 | 22 | 1,143 | 57 |
| Floyd | 6,802 | 1,217 | 698 | 286 | 4 | 229 | 4 | 5,585 | 1,772 | 408 | 20 | 3,861 | 24 |
| Fountain | 5,110 | 2,161 | 898 | 518 | 33 | 691 | 21 | 2,949 | 1,086 | 441 | 31 | 1,805 | 86 |
| Franklin | 3,707 | 2,118 | 1,032 | 565 | 51 | 460 | 10 | 1,589 | 665 | 157 | 20 | 714 | 33 |
| Fulton | 4,191 | 2,512 | 798 | 374 | 44 | 787 | 9 | 1,679 | 584 | 272 | 32 | 735 | 56 |
| Gibson | 6,476 | 2,884 | 1,005 | 697 | 97 | 1,061 | 24 | 3,592 | 1,023 | 572 | 108 | 1,783 | 106 |
| Grant | 11,812 | 2,972 | 1,296 | 737 | 24 | 896 | 19 | 8,840 | 2,588 | 1,410 | 51 | 4,604 | 187 |
| Greene | 6,218 | 3,427 | 1,816 | 800 | 21 | 775 | 15 | 2,791 | 878 | 538 | 46 | 1,257 | 77 |
| Hamilton | 6,963 | 3,198 | 1,316 | 784 | 71 | 990 | 37 | 3,765 | 1,251 | 521 | 98 | 1,751 | 144 |
| Hancock | 4,539 | 2,166 | 889 | 521 | 25 | 712 | 19 | 2,373 | 930 | 308 | 30 | 1,012 | 93 |
| Harrison | 4,559 | 3,161 | 1,572 | 1,067 | 17 | 499 | 6 | 1,398 | 428 | 199 | 46 | 706 | 19 |
| Hendricks | 5,071 | 2,820 | 1,329 | 659 | 4 | 810 | 18 | 2,251 | 961 | 247 | 22 | 977 | 54 |
| Henry | 6,376 | 2,672 | 1,063 | 632 | 107 | 839 | 31 | 3,704 | 1,448 | 524 | 50 | 1,514 | 168 |
| Howard | 6,788 | 2,669 | 1,029 | 836 | 4 | 796 | 4 | 4,119 | 1,252 | 670 | 13 | 2,107 | 77 |
| Huntington | 6,880 | 2,644 | 1,106 | 732 | 16 | 782 | 8 | 4,236 | 1,539 | 602 | 35 | 1,944 | 116 |
| Jackson | 5,764 | 2,762 | 1,617 | 443 | 51 | 633 | 18 | 3,002 | 923 | 350 | 108 | 1,532 | 89 |
| Jasper | 3,023 | 1,804 | 395 | 557 | 16 | 818 | 18 | 1,219 | 435 | 209 | 8 | 520 | 47 |
| Jay | 6,260 | 2,848 | 1,178 | 794 | 29 | 817 | 30 | 3,412 | 1,073 | 512 | 41 | 1,609 | 177 |
| Jefferson | 5,452 | 2,544 | 1,205 | 710 | 28 | 584 | 17 | 2,908 | 939 | 340 | 18 | 1,416 | 195 |
| Jennings | 3,511 | 2,129 | 1,121 | 572 | 15 | 399 | 22 | 1,382 | 472 | 149 | 30 | 693 | 38 |
| Johnson | 4,827 | 2,118 | 872 | 538 | 21 | 670 | 17 | 2,709 | 974 | 317 | 42 | 1,307 | 69 |
| Knox | 6,925 | 2,675 | 998 | 599 | 25 | 1,058 | 15 | 4,250 | 1,411 | 493 | 54 | 2,211 | 141 |
| Kosciusko | 7,028 | 3,485 | 1,439 | 1,008 | 29 | 983 | 26 | 3,543 | 1,432 | 457 | 32 | 1,487 | 135 |
| Lagrange | 3,759 | 2,226 | 877 | 785 | 8 | 547 | 9 | 1,533 | 587 | 188 | 12 | 705 | 41 |
| Lake | 7,723 | 1,695 | 570 | 309 | 21 | 596 | 19 | 6,028 | 1,726 | 774 | 63 | 3,233 | 232 |
| Laporte | 3,381 | 2,549 | 967 | 717 | 151 | 708 | 6 | 5,782 | 1,982 | 1,010 | 123 | 2,505 | 162 |
| Lawrence | 5,555 | 2,221 | 1,300 | 847 | 18 | 480 | 16 | 3,334 | 955 | 274 | 108 | 1,383 | 114 |
| Madison | 15,702 | 3,358 | 1,367 | 729 | 108 | 1,119 | 35 | 12,344 | 2,991 | 1,920 | 196 | 6,796 | 441 |
| Marion | 44,842 | 3,512 | 1,437 | 748 | 66 | 1,229 | 32 | 41,330 | 7,346 | 6,227 | 193 | 26,203 | 1,861 |
| Marshall | 5,761 | 2,889 | 1,101 | 958 | 19 | 803 | 8 | 2,872 | 1,221 | 340 | 40 | 1,200 | 71 |
| Martin | 2,892 | 1,946 | 1,023 | 456 | 21 | 443 | 3 | 946 | 346 | 86 | 17 | 464 | 33 |
| Miami | 6,468 | 2,429 | 1,082 | 616 | 11 | 700 | 21 | 4,039 | 1,350 | 577 | 48 | 1,952 | 112 |
| Monroe | 4,665 | 2,232 | 1,205 | 609 | 15 | 401 | 4 | 2,433 | 543 | 526 | 44 | 1,271 | 49 |
| Montgomery | 7,108 | 2,960 | 1,158 | 719 | 50 | 1,008 | 25 | 4,158 | 1,199 | 697 | 240 | 1,900 | 122 |
| Morgan | 4,754 | 2,435 | 1,328 | 472 | 17 | 640 | 28 | 2,269 | 763 | 230 | 8 | 1,204 | 64 |
| Newton | 2,342 | 1,166 | 284 | 275 | 68 | 514 | 30 | 1,176 | 432 | 201 | 14 | 444 | 85 |
| Noble | 5,652 | 2,550 | 1,115 | 335 | 15 | 530 | 5 | 3,102 | 1,345 | 408 | 32 | 1,259 | 63 |
| Ohio | 1,150 | 600 | 292 | 99 | 3 | 199 | 7 | 550 | 212 | 27 | 13 | 241 | 52 |
| Orange | 3,628 | 2,411 | 1,453 | 480 | 21 | 435 | 22 | 1,217 | 386 | 106 | 23 | 662 | 40 |
| Owen | 3,877 | 2,036 | 1,168 | 414 | 108 | 388 | 8 | 1,291 | 489 | 104 | 15 | 640 | 43 |
| Parke | 5,192 | 2,277 | 1,097 | 483 | 11 | 669 | 17 | 2,915 | 999 | 316 | 21 | 1,501 | 78 |
| Perry | 3,312 | 2,056 | 1,277 | 446 | 8 | 313 | 12 | 1,756 | 652 | 161 | 34 | 852 | 57 |
| Pike | 4,386 | 2,729 | 1,233 | 634 | 186 | 701 | 25 | 1,657 | 496 | 132 | 66 | 883 | 80 |
| Porter | 4,117 | 1,922 | 716 | 616 | 78 | 501 | 11 | 2,195 | 714 | 368 | 95 | 945 | 78 |
| Posey | 4,881 | 2,206 | 879 | 370 | 49 | 356 | 52 | 2,673 | 904 | 247 | 32 | 1,311 | 131 |
| Pulaski | 2,935 | 1,942 | 671 | 552 | 28 | 658 | 3 | 1,023 | 473 | 76 | 12 | 429 | 33 |
| Putnam | 5,156 | 2,819 | 1,284 | 689 | 18 | 809 | 19 | 2,337 | 754 | 239 | 29 | 1,163 | 92 |
| Randolph | 6,804 | 3,473 | 1,378 | 900 | 36 | 1,143 | 16 | 3,331 | 1,266 | 482 | 63 | 1,442 | 73 |
| Ripley | 4,545 | 2,929 | 1,763 | 702 | 29 | 426 | 9 | 1,615 | 556 | 177 | 30 | 772 | 31 |
| Rush | 4,698 | 2,222 | 879 | 474 | 24 | 311 | 34 | 2,474 | 739 | 444 | 38 | 1,174 | 84 |
| St. Joseph | 12,791 | 2,562 | 1,071 | 737 | 13 | 736 | 5 | 10,229 | 2,617 | 2,003 | 75 | 5,317 | 217 |
| Scott | 1,859 | 1,244 | 621 | 354 | 10 | 267 | 2 | 615 | 179 | 93 | 15 | 314 | 14 |
| Shelby | 6,307 | 2,752 | 921 | 741 | 32 | 1,044 | 14 | 3,555 | 1,113 | 550 | 35 | 1,747 | 110 |
| Spencer | 4,860 | 2,949 | 1,347 | 596 | 33 | 953 | 20 | 1,911 | 668 | 107 | 27 | 1,017 | 92 |
| Starke | 2,245 | 1,351 | 573 | 362 | 21 | 392 | 3 | 894 | 323 | 108 | 13 | 407 | 43 |
| Steuben | 3,972 | 2,018 | 775 | 727 | 12 | 492 | 12 | 1,954 | 750 | 288 | 27 | 858 | 31 |
| Sullivan | 5,817 | 3,187 | 1,318 | 801 | 177 | 833 | 8 | 2,630 | 799 | 318 | 53 | 1,412 | 48 |
| Switzerland | 2,744 | 1,753 | 683 | 441 | 15 | 597 | 12 | 991 | 339 | 85 | 42 | 472 | 53 |
| Tippecanoe | 8,738 | 2,502 | 815 | 577 | 116 | 956 | 38 | 6,236 | 1,963 | 646 | 108 | 3,233 | 286 |
| Tipton | 4,351 | 2,278 | 825 | 646 | 63 | 728 | 16 | 2,073 | 696 | 272 | 33 | 1,029 | 43 |

PROPRIETORSHIP OF HOMES.

673

TABLE 106.—PRIVATE FAMILIES OCCUPYING OWNED AND HIRED AND FREE AND ENCUMBERED HOMES, BY COUNTIES: 1900—Continued.

| COUNTIES. | Total private families. | FARM HOMES. | | | | | | OTHER HOMES. | | | | | |
|------------------------------------|-------------------------|-------------|--------|-------------|-----------|--------|-----------|--------------|--------|-------------|-----------|---------|-----------|
| | | Total. | Owned. | | | Hired. | Un-known. | Total. | Owned. | | | Hired. | Un-known. |
| | | | Free. | Encumbered. | Un-known. | | | | Free. | Encumbered. | Un-known. | | |
| Indiana—Continued. | | | | | | | | | | | | | |
| Union | 1,714 | 853 | 359 | 208 | 23 | 261 | 2 | 861 | 307 | 81 | 36 | 418 | 19 |
| Vanderburg | 14,510 | 1,924 | 901 | 422 | 58 | 533 | 10 | 12,586 | 2,817 | 912 | 148 | 8,162 | 547 |
| Vermilion | 3,444 | 1,368 | 528 | 294 | 7 | 531 | 8 | 2,076 | 668 | 273 | 16 | 1,082 | 87 |
| Vigo | 14,028 | 2,864 | 1,260 | 701 | 30 | 850 | 23 | 11,164 | 2,467 | 1,561 | 166 | 6,563 | 407 |
| Wabash | 6,628 | 2,679 | 1,111 | 676 | 13 | 872 | 7 | 3,949 | 1,417 | 687 | 24 | 1,751 | 70 |
| Warren | 2,668 | 1,538 | 509 | 342 | 27 | 642 | 18 | 1,130 | 407 | 120 | 26 | 512 | 65 |
| Warrick | 4,764 | 2,927 | 1,201 | 864 | 35 | 816 | 11 | 1,837 | 675 | 198 | 16 | 890 | 58 |
| Washington | 4,239 | 2,900 | 1,686 | 706 | 21 | 481 | 6 | 1,339 | 442 | 145 | 23 | 704 | 25 |
| Wayne | 9,747 | 2,562 | 1,129 | 618 | 22 | 784 | 9 | 7,185 | 2,355 | 972 | 34 | 3,641 | 183 |
| Wells | 5,232 | 2,807 | 1,290 | 756 | 25 | 721 | 15 | 2,425 | 865 | 302 | 54 | 1,124 | 80 |
| White | 4,260 | 2,348 | 676 | 684 | 32 | 942 | 14 | 1,912 | 691 | 284 | 55 | 788 | 94 |
| Whitley | 4,083 | 2,150 | 993 | 686 | 4 | 462 | 5 | 1,983 | 824 | 192 | 17 | 880 | 20 |
| Indian Territory | 76,017 | 47,548 | 8,469 | 78 | 3,365 | 34,776 | 860 | 28,469 | 9,340 | 385 | 2,894 | 12,970 | 2,880 |
| Cherokee nation | 19,787 | 14,514 | 3,497 | 7 | 1,397 | 9,202 | 411 | 5,273 | 1,147 | 54 | 616 | 2,790 | 666 |
| Chickasaw nation | 25,802 | 16,631 | 1,300 | 33 | 738 | 14,320 | 240 | 9,171 | 3,432 | 107 | 919 | 3,796 | 867 |
| Choctaw nation | 19,933 | 10,535 | 1,992 | 12 | 755 | 7,657 | 119 | 9,398 | 3,122 | 59 | 1,000 | 4,519 | 698 |
| Creek nation | 8,253 | 4,372 | 1,099 | 12 | 454 | 2,765 | 42 | 3,881 | 1,238 | 110 | 343 | 1,694 | 451 |
| Seminole nation | 787 | 646 | 415 | | 6 | 219 | 6 | 141 | 51 | | 4 | 51 | 35 |
| Modoc reservation ¹ | 40 | 27 | | | 8 | 17 | 2 | 13 | 5 | | | | 8 |
| Ottawa reservation ¹ | 455 | 135 | 8 | 3 | 4 | 93 | 27 | 320 | 121 | 51 | 8 | 8 | 132 |
| Peoria reservation ¹ | 254 | 226 | 71 | 6 | 1 | 145 | 3 | 28 | 20 | 1 | | 6 | 1 |
| Quapaw reservation ¹ | 196 | 121 | 28 | 5 | 1 | 86 | 1 | 75 | 51 | 3 | | 21 | 3 |
| Seneca reservation ¹ | 192 | 137 | 14 | | 1 | 122 | | 55 | 16 | | 1 | 35 | |
| Shawnee reservation ¹ | 64 | 48 | | | | 39 | 9 | 18 | | | | | 16 |
| Wyandotte reservation ¹ | 254 | 156 | 45 | | | 111 | | 98 | 42 | | 3 | 50 | 3 |
| Iowa | 476,710 | 223,346 | 67,616 | 76,389 | 2,749 | 75,099 | 1,493 | 253,364 | 96,024 | 36,488 | 3,494 | 107,954 | 9,404 |
| Adair | 3,471 | 2,324 | 484 | 936 | 13 | 877 | 14 | 1,147 | 518 | 174 | 15 | 423 | 17 |
| Adams | 2,913 | 1,881 | 496 | 739 | 20 | 617 | 9 | 1,082 | 412 | 172 | 27 | 365 | 56 |
| Allamakee | 3,823 | 2,325 | 1,256 | 775 | 9 | 274 | 11 | 1,498 | 772 | 114 | 15 | 527 | 70 |
| Appanoose | 5,831 | 2,464 | 920 | 792 | 13 | 716 | 23 | 3,367 | 1,160 | 519 | 48 | 1,539 | 101 |
| Audubon | 2,690 | 1,939 | 327 | 964 | 8 | 633 | 7 | 751 | 262 | 177 | 6 | 291 | 15 |
| Benton | 5,557 | 2,739 | 953 | 711 | 25 | 1,030 | 20 | 2,818 | 1,331 | 393 | 32 | 988 | 124 |
| Blackhawk | 7,264 | 2,235 | 712 | 630 | 80 | 798 | 15 | 5,029 | 1,799 | 1,042 | 49 | 1,979 | 160 |
| Boone | 6,078 | 2,651 | 807 | 769 | 41 | 1,013 | 21 | 3,427 | 1,361 | 455 | 78 | 1,432 | 101 |
| Bremer | 3,645 | 1,970 | 874 | 569 | 13 | 506 | 8 | 1,675 | 805 | 193 | 11 | 624 | 42 |
| Buchanan | 4,611 | 2,433 | 740 | 902 | 15 | 757 | 19 | 2,178 | 1,047 | 280 | 14 | 748 | 89 |
| Buena Vista | 3,387 | 1,956 | 389 | 810 | 14 | 729 | 14 | 1,431 | 584 | 260 | 8 | 538 | 41 |
| Butler | 3,960 | 2,223 | 532 | 692 | 40 | 950 | 9 | 1,737 | 802 | 268 | 19 | 607 | 41 |
| Calhoun | 3,861 | 2,076 | 433 | 786 | 22 | 828 | 7 | 1,785 | 642 | 333 | 30 | 730 | 50 |
| Carroll | 3,966 | 2,165 | 511 | 797 | 44 | 802 | 11 | 1,801 | 812 | 302 | 33 | 604 | 50 |
| Cass | 4,605 | 2,291 | 522 | 912 | 31 | 816 | 10 | 2,214 | 962 | 322 | 15 | 887 | 28 |
| Cedar | 4,282 | 2,261 | 668 | 771 | 43 | 756 | 23 | 2,021 | 977 | 190 | 29 | 755 | 70 |
| Cerro Gordo | 4,309 | 1,910 | 506 | 689 | 12 | 697 | 6 | 2,399 | 918 | 437 | 17 | 971 | 56 |
| Cherokee | 3,389 | 1,861 | 460 | 631 | 8 | 751 | 11 | 1,528 | 598 | 247 | 5 | 599 | 79 |
| Chickasaw | 3,594 | 2,076 | 805 | 789 | 30 | 448 | 4 | 1,513 | 675 | 211 | 19 | 576 | 37 |
| Clarke | 2,826 | 1,725 | 476 | 580 | 8 | 639 | 22 | 1,101 | 497 | 155 | 20 | 365 | 64 |
| Clay | 2,741 | 1,615 | 256 | 682 | 9 | 651 | 17 | 1,126 | 516 | 85 | 5 | 450 | 70 |
| Clayton | 5,902 | 3,301 | 1,452 | 1,166 | 26 | 635 | 22 | 2,601 | 1,274 | 226 | 34 | 972 | 95 |
| Clinton | 9,367 | 2,718 | 841 | 787 | 26 | 1,033 | 31 | 6,649 | 2,717 | 914 | 48 | 2,735 | 235 |
| Crawford | 4,169 | 2,555 | 511 | 1,023 | 64 | 940 | 17 | 1,614 | 638 | 276 | 52 | 601 | 47 |
| Dallas | 5,097 | 2,584 | 847 | 732 | 74 | 927 | 4 | 2,513 | 1,076 | 354 | 25 | 972 | 86 |
| Davis | 3,482 | 2,496 | 924 | 854 | 17 | 696 | 5 | 986 | 511 | 94 | 10 | 349 | 22 |
| Decatur | 4,025 | 2,431 | 663 | 988 | 14 | 758 | 8 | 1,594 | 681 | 263 | 20 | 589 | 41 |
| Delaware | 4,119 | 2,241 | 793 | 685 | 16 | 730 | 17 | 1,878 | 839 | 219 | 19 | 755 | 46 |
| Des Moines | 8,006 | 2,097 | 845 | 587 | 25 | 623 | 17 | 5,909 | 2,086 | 920 | 62 | 2,629 | 262 |
| Dickinson | 1,634 | 945 | 138 | 338 | 1 | 462 | 6 | 689 | 257 | 150 | 5 | 251 | 26 |
| Dubuque | 11,210 | 2,453 | 1,128 | 809 | 17 | 483 | 16 | 8,757 | 2,857 | 939 | 49 | 4,694 | 218 |
| Emmet | 1,963 | 988 | 160 | 396 | 5 | 420 | 7 | 975 | 365 | 137 | 3 | 418 | 52 |
| Fayette | 6,327 | 3,262 | 1,222 | 1,141 | 24 | 842 | 33 | 3,065 | 1,270 | 422 | 35 | 1,193 | 145 |
| Floyd | 3,993 | 1,971 | 639 | 603 | 19 | 702 | 8 | 2,022 | 972 | 254 | 8 | 741 | 47 |
| Franklin | 2,984 | 1,871 | 472 | 662 | 14 | 706 | 17 | 1,113 | 442 | 174 | 16 | 423 | 58 |
| Fremont | 4,017 | 2,306 | 671 | 666 | 20 | 938 | 11 | 1,711 | 718 | 193 | 26 | 689 | 85 |
| Greene | 3,768 | 2,306 | 583 | 785 | 37 | 892 | 9 | 1,462 | 591 | 203 | 44 | 553 | 71 |
| Grundy | 2,808 | 1,764 | 421 | 416 | 31 | 879 | 17 | 1,044 | 476 | 111 | 25 | 381 | 51 |
| Guthrie | 4,201 | 2,418 | 659 | 836 | 11 | 902 | 10 | 1,733 | 790 | 225 | 22 | 715 | 31 |
| Hamilton | 4,075 | 2,214 | 542 | 856 | 30 | 770 | 16 | 1,861 | 712 | 316 | 24 | 726 | 83 |
| Hancock | 2,714 | 1,649 | 258 | 687 | 19 | 675 | 10 | 1,065 | 327 | 250 | 23 | 445 | 20 |
| Hardin | 4,947 | 2,270 | 581 | 789 | 16 | 789 | 18 | 2,677 | 1,137 | 413 | 16 | 1,027 | 84 |
| Harrison | 5,389 | 3,005 | 754 | 1,115 | 21 | 1,082 | 6 | 2,384 | 774 | 420 | 44 | 1,114 | 32 |
| Henry | 4,456 | 2,190 | 809 | 611 | 92 | 639 | 39 | 2,266 | 1,087 | 259 | 34 | 778 | 108 |
| Howard | 2,978 | 1,685 | 563 | 664 | 16 | 434 | 8 | 1,293 | 523 | 193 | 88 | 450 | 39 |
| Humboldt | 2,561 | 1,421 | 282 | 620 | 18 | 488 | 13 | 1,140 | 452 | 234 | 7 | 379 | 68 |
| Ida | 2,436 | 1,506 | 300 | 573 | 17 | 603 | 13 | 930 | 335 | 166 | 4 | 279 | 146 |
| Iowa | 3,965 | 2,354 | 728 | 907 | 30 | 657 | 32 | 1,611 | 646 | 147 | 27 | 390 | 401 |
| Jackson | 5,189 | 2,628 | 1,022 | 1,037 | 27 | 532 | 10 | 2,561 | 1,092 | 307 | 39 | 1,024 | 99 |
| Jasper | 6,137 | 3,242 | 1,026 | 1,034 | 19 | 1,134 | 29 | 2,895 | 1,281 | 377 | 28 | 1,186 | 73 |

¹ Indian reservation.

TABLE 106.—PRIVATE FAMILIES OCCUPYING OWNED AND HIRED AND FREE AND ENCUMBERED HOMES, BY COUNTIES: 1900—Continued.

| COUNTIES. | Total private families. | FARM HOMES. | | | | | | OTHER HOMES. | | | | | |
|-----------------|-------------------------|-------------|--------|-------------|-----------|--------|-----------|--------------|--------|-------------|-----------|--------|-----------|
| | | Total. | Owned. | | | Hired. | Un-known. | Total. | Owned. | | | Hired. | Un-known. |
| | | | Free. | Encumbered. | Un-known. | | | | Free. | Encumbered. | Un-known. | | |
| Iowa—Continued. | | | | | | | | | | | | | |
| Jefferson | 3,864 | 2,188 | 925 | 592 | 33 | 619 | 19 | 1,676 | 769 | 172 | 24 | 628 | 83 |
| Johnson | 5,521 | 2,718 | 1,167 | 875 | 22 | 639 | 15 | 2,803 | 1,273 | 303 | 39 | 1,109 | 79 |
| Jones | 4,624 | 2,366 | 821 | 814 | 18 | 691 | 22 | 2,258 | 1,022 | 223 | 24 | 619 | 90 |
| Keokuk | 5,663 | 2,855 | 1,186 | 885 | 11 | 816 | 7 | 2,808 | 1,523 | 269 | 22 | 940 | 54 |
| Kossuth | 4,479 | 2,703 | 1,478 | 1,137 | 81 | 997 | 10 | 1,776 | 611 | 310 | 73 | 697 | 85 |
| Lee | 8,999 | 2,508 | 1,062 | 652 | 126 | 647 | 21 | 6,491 | 2,312 | 808 | 91 | 3,078 | 202 |
| Linn | 12,643 | 3,506 | 1,319 | 1,062 | 53 | 1,057 | 15 | 9,137 | 3,088 | 1,588 | 47 | 4,139 | 275 |
| Louisa | 3,080 | 1,654 | 478 | 485 | 120 | 538 | 33 | 1,426 | 505 | 167 | 146 | 475 | 133 |
| Lucas | 3,606 | 1,830 | 603 | 709 | 13 | 487 | 18 | 1,776 | 666 | 226 | 18 | 782 | 84 |
| Lyon | 2,513 | 1,571 | 163 | 650 | 10 | 785 | 13 | 942 | 331 | 195 | 7 | 355 | 54 |
| Madison | 3,901 | 2,517 | 771 | 872 | 14 | 851 | 9 | 1,384 | 562 | 236 | 6 | 540 | 40 |
| Mahaska | 7,689 | 3,163 | 1,139 | 923 | 21 | 1,066 | 14 | 4,526 | 1,350 | 543 | 66 | 2,491 | 76 |
| Marion | 5,455 | 2,788 | 1,009 | 778 | 20 | 963 | 18 | 2,667 | 1,310 | 234 | 32 | 1,027 | 64 |
| Marshall | 6,576 | 2,397 | 718 | 704 | 29 | 927 | 19 | 4,179 | 1,377 | 716 | 48 | 1,856 | 182 |
| Mills | 3,422 | 1,871 | 629 | 483 | 25 | 713 | 21 | 1,551 | 626 | 217 | 16 | 618 | 74 |
| Mitchell | 3,233 | 1,661 | 704 | 558 | 3 | 337 | 9 | 1,572 | 763 | 227 | 15 | 518 | 49 |
| Monona | 3,678 | 2,378 | 450 | 881 | 40 | 975 | 32 | 1,300 | 493 | 214 | 18 | 493 | 82 |
| Monroe | 3,832 | 1,834 | 796 | 533 | 14 | 529 | 12 | 1,948 | 641 | 179 | 51 | 1,028 | 49 |
| Montgomery | 3,968 | 1,937 | 400 | 771 | 28 | 726 | 12 | 2,031 | 806 | 431 | 19 | 719 | 56 |
| Muscatine | 6,395 | 1,910 | 808 | 436 | 14 | 635 | 17 | 4,485 | 1,304 | 660 | 43 | 1,389 | 89 |
| O'Brien | 3,331 | 1,810 | 363 | 722 | 40 | 674 | 11 | 1,571 | 424 | 243 | 233 | 575 | 86 |
| Osceola | 1,639 | 1,074 | 165 | 437 | 10 | 455 | 7 | 615 | 232 | 119 | 11 | 221 | 32 |
| Page | 5,203 | 2,582 | 788 | 896 | 39 | 844 | 15 | 2,621 | 975 | 510 | 41 | 961 | 134 |
| Palo Alto | 2,822 | 1,625 | 365 | 601 | 21 | 635 | 3 | 1,197 | 448 | 247 | 11 | 444 | 47 |
| Plymouth | 4,348 | 2,585 | 590 | 883 | 36 | 1,068 | 8 | 1,763 | 681 | 256 | 13 | 713 | 100 |
| Pocahontas | 2,942 | 1,932 | 348 | 840 | 21 | 714 | 9 | 1,010 | 369 | 180 | 33 | 381 | 47 |
| Polk | 18,281 | 3,033 | 1,048 | 755 | 39 | 1,199 | 42 | 15,198 | 3,326 | 2,269 | 68 | 8,917 | 618 |
| Pottawattamie | 11,013 | 4,001 | 1,124 | 1,153 | 47 | 1,648 | 29 | 7,012 | 1,996 | 932 | 48 | 3,378 | 158 |
| Poweshiek | 4,348 | 2,233 | 631 | 877 | 15 | 706 | 4 | 2,115 | 931 | 362 | 12 | 756 | 54 |
| Ringgold | 3,344 | 2,267 | 605 | 1,071 | 27 | 648 | 16 | 1,077 | 374 | 269 | 10 | 353 | 71 |
| Sac | 3,582 | 1,962 | 474 | 688 | 13 | 761 | 26 | 1,620 | 674 | 297 | 12 | 556 | 81 |
| Scott | 11,185 | 2,355 | 739 | 530 | 20 | 1,054 | 12 | 8,330 | 2,967 | 1,150 | 63 | 4,490 | 160 |
| Shelby | 3,525 | 2,286 | 509 | 899 | 14 | 861 | 3 | 1,239 | 633 | 125 | 24 | 440 | 17 |
| Sioux | 4,435 | 2,311 | 450 | 798 | 31 | 1,015 | 17 | 2,124 | 703 | 401 | 152 | 808 | 60 |
| Story | 4,961 | 2,322 | 592 | 816 | 23 | 869 | 22 | 2,639 | 1,242 | 362 | 24 | 861 | 150 |
| Tama | 5,237 | 2,739 | 902 | 791 | 54 | 975 | 17 | 2,498 | 1,132 | 304 | 71 | 808 | 133 |
| Taylor | 4,231 | 2,506 | 662 | 928 | 27 | 878 | 11 | 1,775 | 769 | 358 | 19 | 657 | 72 |
| Union | 4,189 | 1,775 | 487 | 687 | 17 | 574 | 10 | 2,414 | 978 | 327 | 36 | 1,000 | 73 |
| Van Buren | 4,090 | 2,257 | 991 | 597 | 24 | 626 | 19 | 1,833 | 828 | 206 | 56 | 666 | 77 |
| Wapello | 7,906 | 2,324 | 910 | 649 | 24 | 731 | 10 | 5,582 | 1,665 | 896 | 36 | 2,384 | 101 |
| Warren | 4,613 | 2,901 | 941 | 960 | 14 | 960 | 26 | 1,712 | 754 | 261 | 11 | 638 | 43 |
| Washington | 4,763 | 2,453 | 913 | 744 | 23 | 755 | 18 | 2,315 | 1,144 | 337 | 26 | 759 | 49 |
| Wayne | 3,918 | 2,221 | 674 | 915 | 14 | 607 | 11 | 1,697 | 868 | 239 | 12 | 534 | 44 |
| Webster | 6,297 | 2,521 | 662 | 950 | 22 | 874 | 13 | 3,776 | 1,452 | 646 | 36 | 1,528 | 114 |
| Winnebago | 2,473 | 1,484 | 292 | 687 | 92 | 401 | 12 | 989 | 312 | 173 | 78 | 348 | 78 |
| Winneshiek | 4,955 | 2,920 | 1,421 | 995 | 13 | 476 | 10 | 2,035 | 995 | 226 | 38 | 618 | 158 |
| Woodbury | 11,320 | 3,139 | 604 | 1,118 | 60 | 1,334 | 23 | 8,181 | 1,834 | 1,077 | 149 | 4,643 | 473 |
| Worth | 2,134 | 1,443 | 327 | 527 | 9 | 331 | 5 | 685 | 299 | 90 | 10 | 227 | 59 |
| Wright | 3,707 | 1,833 | 352 | 723 | 16 | 719 | 18 | 1,374 | 831 | 218 | 19 | 733 | 73 |
| Kansas | 319,422 | 166,821 | 61,806 | 44,343 | 2,381 | 56,569 | 1,722 | 152,601 | 54,978 | 17,161 | 2,617 | 69,671 | 8,174 |
| Allen | 4,258 | 1,896 | 523 | 552 | 43 | 747 | 26 | 2,362 | 746 | 355 | 45 | 1,030 | 186 |
| Anderson | 3,189 | 2,070 | 652 | 614 | 63 | 720 | 21 | 1,119 | 237 | 56 | 318 | 391 | 117 |
| Atchison | 6,094 | 1,905 | 655 | 532 | 20 | 684 | 14 | 4,189 | 1,455 | 435 | 18 | 2,077 | 204 |
| Barber | 1,426 | 957 | 425 | 173 | 7 | 342 | 10 | 469 | 178 | 18 | 11 | 223 | 39 |
| Barton | 2,360 | 1,675 | 775 | 469 | 9 | 409 | 13 | 1,185 | 496 | 104 | 24 | 450 | 111 |
| Bourbon | 5,608 | 2,479 | 793 | 688 | 17 | 959 | 17 | 3,129 | 1,018 | 312 | 12 | 1,671 | 116 |
| Brown | 4,949 | 2,346 | 627 | 720 | 35 | 944 | 20 | 2,603 | 1,041 | 272 | 21 | 1,085 | 134 |
| Butler | 5,139 | 3,194 | 1,097 | 713 | 63 | 1,269 | 47 | 1,945 | 781 | 168 | 33 | 847 | 116 |
| Chase | 1,715 | 987 | 263 | 286 | 55 | 351 | 27 | 723 | 247 | 91 | 29 | 315 | 46 |
| Chautauqua | 2,527 | 1,696 | 542 | 404 | 12 | 724 | 14 | 831 | 361 | 107 | 12 | 310 | 41 |
| Cherokee | 9,279 | 2,679 | 937 | 543 | 15 | 1,140 | 39 | 6,600 | 3,154 | 406 | 96 | 2,670 | 274 |
| Cheyenne | 571 | 503 | 362 | 52 | 3 | 76 | 10 | 68 | 4 | 4 | ----- | 36 | 5 |
| Clark | 357 | 217 | 126 | 30 | 1 | 48 | 12 | 140 | 70 | 6 | 7 | 49 | 8 |
| Clay | 3,389 | 2,123 | 594 | 691 | 54 | 779 | 5 | 1,266 | 513 | 145 | 23 | 535 | 50 |
| Cloud | 3,389 | 2,313 | 737 | 682 | 13 | 857 | 24 | 1,576 | 632 | 210 | 9 | 663 | 62 |
| Coffey | 3,683 | 2,458 | 817 | 715 | 21 | 848 | 57 | 1,225 | 526 | 135 | 25 | 449 | 90 |
| Comanche | 350 | 263 | 150 | 47 | 2 | 60 | 4 | 87 | 35 | 3 | 3 | 41 | 5 |
| Cowley | 6,602 | 3,199 | 1,087 | 801 | 24 | 1,253 | 34 | 3,403 | 1,121 | 348 | 36 | 1,734 | 164 |
| Crawford | 3,291 | 2,584 | 933 | 520 | 53 | 1,053 | 20 | 5,707 | 1,712 | 638 | 46 | 3,163 | 143 |
| Decatur | 1,927 | 1,543 | 786 | 353 | 24 | 375 | 10 | 379 | 135 | 37 | 4 | 123 | 25 |
| Dickinson | 4,645 | 2,397 | 863 | 693 | 22 | 800 | 9 | 2,243 | 953 | 266 | 24 | 903 | 102 |
| Doniphan | 3,299 | 1,833 | 684 | 506 | 13 | 659 | 21 | 1,416 | 615 | 123 | 11 | 539 | 73 |
| Douglas | 5,664 | 2,330 | 856 | 610 | 55 | 753 | 21 | 3,334 | 1,107 | 435 | 94 | 1,462 | 136 |
| Edwards | 843 | 636 | 321 | 30 | 26 | 193 | 6 | 212 | 89 | 16 | 6 | 47 | 14 |
| Elk | 2,540 | 1,649 | 596 | 417 | 9 | 601 | 26 | 891 | 401 | 116 | 4 | 332 | 33 |
| Ellis | 1,537 | 937 | 554 | 275 | 10 | 144 | 4 | 550 | 248 | 42 | 11 | 223 | 26 |
| Ellsworth | 1,925 | 1,214 | 536 | 352 | 24 | 272 | 30 | 711 | 328 | 69 | 6 | 227 | 81 |
| Finnney | 849 | 437 | 302 | 47 | 5 | 120 | 13 | 362 | 138 | 36 | 2 | 130 | 56 |
| Ford | 1,252 | 574 | 363 | 80 | 18 | 81 | 27 | 678 | 256 | 41 | 5 | 243 | 134 |

PROPRIETORSHIP OF HOMES.

TABLE 106.—PRIVATE FAMILIES OCCUPYING OWNED AND HIRED AND FREE AND ENCUMBERED HOMES, BY COUNTIES: 1900—Continued.

| COUNTIES. | Total private families. | FARM HOMES. | | | | | | OTHER HOMES. | | | | | |
|-------------------|-------------------------|-------------|--------|-------------|-----------|--------|-----------|--------------|--------|-------------|-----------|--------|-----------|
| | | Total. | Owned. | | | Hired. | Un-known. | Total. | Owned. | | | Hired. | Un-known. |
| | | | Free. | Encumbered. | Un-known. | | | | Free. | Encumbered. | Un-known. | | |
| Kansas—Continued. | | | | | | | | | | | | | |
| Franklin | 4,919 | 2,517 | 881 | 707 | 31 | 888 | 15 | 2,402 | 902 | 378 | 41 | 993 | 88 |
| Geary | 2,096 | 901 | 306 | 301 | 6 | 279 | 9 | 1,195 | 419 | 185 | 3 | 480 | 108 |
| Gove | 561 | 464 | 375 | 36 | 1 | 52 | 1 | 42 | 42 | 1 | 2 | 42 | 10 |
| Graham | 1,102 | 936 | 575 | 172 | 6 | 174 | 9 | 166 | 52 | 11 | 1 | 66 | 36 |
| Grant | 77 | 69 | 58 | 1 | | 10 | | 8 | 5 | | | 2 | 1 |
| Gray | 313 | 240 | 184 | 7 | | 37 | 12 | 73 | 36 | 1 | | 17 | 19 |
| Greeley | 129 | 76 | 60 | 2 | | 14 | | 53 | 35 | | | 18 | |
| Greenwood | 3,468 | 2,215 | 562 | 713 | 29 | 892 | 19 | 1,253 | 470 | 168 | 32 | 487 | 96 |
| Hamilton | 360 | 229 | 168 | 23 | 3 | 33 | 2 | 131 | 52 | 5 | 5 | 57 | 12 |
| Harper | 2,283 | 1,471 | 385 | 355 | 34 | 677 | 20 | 512 | 338 | 36 | 20 | 370 | 48 |
| Harvey | 3,802 | 1,680 | 572 | 432 | 10 | 644 | 22 | 2,122 | 874 | 261 | 16 | 886 | 85 |
| Haskell | 104 | 83 | 63 | 2 | | 18 | | 21 | 10 | | | 9 | 2 |
| Hodgeman | 463 | 418 | 351 | 25 | | 41 | 1 | 45 | 25 | 2 | | 16 | 2 |
| Jackson | 3,742 | 2,295 | 621 | 792 | 40 | 818 | 25 | 1,446 | 658 | 189 | 33 | 504 | 62 |
| Jefferson | 3,854 | 2,436 | 838 | 664 | 12 | 901 | 21 | 1,418 | 597 | 150 | 13 | 593 | 65 |
| Jewell | 4,245 | 3,219 | 1,139 | 890 | 56 | 1,121 | 13 | 1,026 | 428 | 102 | 18 | 400 | 78 |
| Johnson | 4,089 | 2,292 | 890 | 429 | 53 | 897 | 23 | 1,797 | 724 | 189 | 23 | 749 | 112 |
| Kearny | 256 | 169 | 98 | 23 | 1 | 45 | 2 | 87 | 37 | 5 | | 34 | 11 |
| Kingman | 2,266 | 1,563 | 420 | 415 | 38 | 654 | 36 | 703 | 267 | 73 | 11 | 283 | 119 |
| Kiowa | 513 | 340 | 163 | 44 | 1 | 131 | 1 | 173 | 77 | 2 | | 38 | 5 |
| Labette | 6,135 | 2,781 | 879 | 641 | 45 | 1,183 | 33 | 3,354 | 1,341 | 492 | 27 | 1,393 | 101 |
| Lane | 390 | 292 | 242 | 12 | 3 | 28 | 7 | 98 | 45 | | | 27 | 25 |
| Leavenworth | 8,061 | 2,357 | 868 | 682 | 20 | 812 | 25 | 5,704 | 1,705 | 590 | 191 | 2,912 | 306 |
| Lincoln | 2,062 | 1,576 | 587 | 540 | 20 | 425 | 4 | 486 | 210 | 45 | 5 | 205 | 21 |
| Linn | 3,832 | 2,567 | 1,049 | 501 | 34 | 944 | 39 | 1,265 | 578 | 81 | 28 | 506 | 72 |
| Logan | 468 | 379 | 295 | 25 | 9 | 43 | 7 | 89 | 39 | 6 | 1 | 33 | 10 |
| Lyon | 5,460 | 2,825 | 928 | 936 | 24 | 913 | 24 | 2,635 | 916 | 446 | 12 | 1,169 | 92 |
| McPherson | 4,428 | 2,659 | 936 | 829 | 15 | 859 | 20 | 1,769 | 856 | 187 | 21 | 607 | 98 |
| Marion | 4,117 | 2,498 | 750 | 796 | 18 | 903 | 31 | 1,619 | 684 | 178 | 11 | 625 | 121 |
| Marshall | 5,173 | 3,086 | 893 | 1,026 | 24 | 1,127 | 16 | 2,087 | 857 | 313 | 26 | 828 | 63 |
| Meade | 356 | 263 | 166 | 18 | 57 | 18 | 4 | 93 | 48 | 4 | | 36 | 5 |
| Miami | 4,589 | 2,614 | 883 | 678 | 47 | 958 | 48 | 1,975 | 550 | 226 | 146 | 930 | 123 |
| Mitchell | 3,178 | 2,028 | 831 | 491 | 26 | 651 | 29 | 1,150 | 458 | 106 | 12 | 487 | 87 |
| Montgomery | 6,269 | 2,701 | 864 | 609 | 81 | 1,122 | 25 | 3,568 | 1,386 | 380 | 59 | 1,647 | 146 |
| Morris | 2,569 | 1,601 | 508 | 487 | 16 | 581 | 9 | 968 | 361 | 146 | 7 | 366 | 88 |
| Morton | 68 | 61 | 57 | | | 3 | | 7 | 1 | | | 4 | 2 |
| Nemaha | 4,426 | 2,811 | 770 | 922 | 62 | 1,048 | 9 | 1,615 | 719 | 237 | 46 | 549 | 64 |
| Neosho | 4,282 | 2,322 | 762 | 606 | 27 | 913 | 14 | 1,960 | 833 | 260 | 23 | 785 | 59 |
| Ness | 986 | 800 | 564 | 111 | 8 | 115 | 2 | 186 | 77 | 4 | 2 | 37 | 16 |
| Norton | 2,459 | 1,894 | 811 | 509 | 19 | 542 | 13 | 565 | 236 | 40 | 8 | 203 | 78 |
| Osage | 5,295 | 2,941 | 983 | 1,020 | 21 | 900 | 17 | 2,354 | 1,032 | 288 | 26 | 910 | 98 |
| Osborne | 2,559 | 1,868 | 558 | 558 | 27 | 521 | 27 | 691 | 354 | 61 | 6 | 225 | 45 |
| Ottawa | 2,489 | 1,660 | 605 | 403 | 8 | 632 | 12 | 829 | 387 | 61 | 7 | 336 | 38 |
| Pawnee | 1,147 | 713 | 303 | 189 | 6 | 204 | 11 | 434 | 209 | 39 | | 183 | 3 |
| Phillips | 3,020 | 2,297 | 949 | 648 | 44 | 631 | 25 | 723 | 311 | 78 | 8 | 277 | 54 |
| Pottawatomie | 3,982 | 2,410 | 820 | 700 | 74 | 771 | 45 | 1,572 | 616 | 172 | 42 | 595 | 147 |
| Pratt | 1,534 | 1,120 | 434 | 271 | 18 | 369 | 28 | 414 | 212 | 34 | 3 | 127 | 38 |
| Rawlins | 1,135 | 938 | 575 | 143 | 22 | 193 | 5 | 197 | 92 | 10 | 7 | 77 | 11 |
| Reno | 6,197 | 3,286 | 1,089 | 1,005 | 44 | 1,162 | 46 | 2,911 | 952 | 415 | 13 | 1,385 | 146 |
| Republic | 3,997 | 2,835 | 1,036 | 782 | 22 | 971 | 24 | 1,162 | 525 | 99 | 26 | 460 | 52 |
| Rice | 3,185 | 1,864 | 586 | 588 | 27 | 645 | 18 | 1,321 | 526 | 188 | 34 | 491 | 82 |
| Riley | 2,971 | 1,759 | 546 | 546 | 15 | 461 | 16 | 1,212 | 540 | 181 | 9 | 446 | 36 |
| Rooks | 1,715 | 1,285 | 549 | 319 | 12 | 398 | 7 | 430 | 182 | 41 | 19 | 174 | 14 |
| Rush | 1,220 | 939 | 505 | 245 | 5 | 178 | 6 | 281 | 119 | 18 | 18 | 116 | 10 |
| Russell | 1,745 | 1,180 | 536 | 346 | 12 | 278 | 8 | 565 | 216 | 45 | 14 | 271 | 19 |
| Saline | 3,596 | 1,847 | 669 | 561 | 11 | 593 | 7 | 1,755 | 630 | 296 | 20 | 740 | 69 |
| Scott | 240 | 180 | 142 | 12 | | 24 | 2 | 60 | 24 | 5 | | 27 | 4 |
| Sedgwick | 9,749 | 3,459 | 1,089 | 910 | 61 | 1,372 | 27 | 6,290 | 1,874 | 566 | 88 | 3,395 | 367 |
| Seward | 178 | 132 | 7 | 4 | | 21 | | 46 | 25 | 2 | 1 | 10 | 8 |
| Shawnee | 12,276 | 2,521 | 873 | 631 | 33 | 969 | 15 | 9,755 | 2,314 | 1,467 | 190 | 5,180 | 604 |
| Sheridan | 858 | 737 | 432 | 181 | 15 | 106 | 3 | 121 | 61 | | | 53 | 7 |
| Sherman | 779 | 522 | 386 | 46 | 5 | 71 | 14 | 257 | 124 | 7 | 2 | 115 | 9 |
| Smith | 3,486 | 2,748 | 1,114 | 783 | 53 | 770 | 23 | 738 | 347 | 89 | 10 | 247 | 45 |
| Stafford | 2,073 | 1,439 | 534 | 425 | 53 | 456 | 21 | 534 | 250 | 45 | 28 | 218 | 43 |
| Stanton | 76 | 72 | 65 | | 1 | 6 | | 4 | 1 | | | 3 | |
| Stevens | 124 | 114 | 100 | 1 | | 12 | 1 | 10 | 6 | | | 4 | |
| Sumner | 5,728 | 3,218 | 1,045 | 764 | 36 | 1,342 | 41 | 2,510 | 993 | 187 | 14 | 1,142 | 174 |
| Thomas | 871 | 692 | 412 | 144 | 6 | 129 | 1 | 179 | 79 | 10 | 2 | 75 | 13 |
| Trego | 651 | 515 | 356 | 77 | 4 | 68 | 10 | 136 | 65 | 6 | | 37 | 28 |
| Wabaunsee | 2,646 | 1,941 | 680 | 676 | 18 | 551 | 16 | 705 | 304 | 56 | 17 | 300 | 28 |
| Wallace | 238 | 225 | 193 | 7 | 2 | 21 | 2 | 63 | 16 | 4 | | 32 | 11 |
| Washington | 4,682 | 3,156 | 948 | 1,080 | 46 | 1,073 | 9 | 1,526 | 707 | 110 | 18 | 644 | 47 |
| Wichita | 318 | 260 | 210 | 20 | 4 | 26 | | 58 | 36 | 2 | | 17 | 3 |
| Wilson | 3,461 | 2,168 | 711 | 533 | 49 | 852 | 23 | 1,293 | 521 | 173 | 25 | 461 | 113 |
| Woodson | 2,148 | 1,357 | 453 | 407 | 7 | 464 | 26 | 791 | 331 | 140 | 10 | 263 | 47 |
| Wyandotte | 16,391 | 1,401 | 555 | 258 | 9 | 564 | 15 | 14,990 | 3,432 | 1,728 | 181 | 9,129 | 525 |
| Kentucky | | | | | | | | | | | | | |
| Adair | 2,998 | 2,417 | 1,494 | 269 | 13 | 619 | 22 | 576 | 96 | 17 | 47 | 341 | 75 |
| Allen | 3,093 | 2,384 | 1,418 | 168 | 17 | 765 | 16 | 709 | 192 | 11 | 41 | 484 | 31 |
| Anderson | 2,090 | 1,266 | 72 | 7 | 7 | 285 | 3 | 824 | 209 | 12 | 20 | 555 | 28 |
| Ballard | 2,125 | 1,417 | 570 | 216 | 9 | 618 | 4 | 708 | 224 | 24 | 10 | 412 | 38 |
| Barren | 4,754 | 3,372 | 1,787 | 569 | 27 | 947 | 42 | 1,382 | 386 | 45 | 44 | 768 | 139 |

STATISTICS OF POPULATION.

TABLE 106.—PRIVATE FAMILIES OCCUPYING OWNED AND HIRED AND FREE AND ENCUMBERED HOMES, BY COUNTIES: 1900—Continued.

| COUNTIES. | Total private families. | FARM HOMES. | | | | | | OTHER HOMES. | | | | | | |
|---------------------|-------------------------|-------------|--------|-------------|-----------|--------|-----------|--------------|--------|-------------|-----------|--------|-----------|--|
| | | Total. | Owned. | | | Hired. | Un-known. | Total. | Owned. | | | Hired. | Un-known. | |
| | | | Free. | Encumbered. | Un-known. | | | | Free. | Encumbered. | Un-known. | | | |
| Kentucky—Continued. | | | | | | | | | | | | | | |
| Bath..... | 2,951 | 1,963 | 847 | 191 | 73 | 842 | 10 | 988 | 181 | 42 | 98 | 600 | 72 | |
| Bell..... | 3,055 | 1,495 | 622 | 8 | 38 | 811 | 16 | 1,540 | 184 | 24 | 7 | 1,294 | 31 | |
| Boone..... | 2,536 | 1,597 | 872 | 195 | 12 | 510 | 8 | 939 | 273 | 99 | 24 | 465 | 78 | |
| Bourbon..... | 3,935 | 1,253 | 539 | 101 | 23 | 574 | 6 | 2,672 | 776 | 126 | 37 | 1,616 | 117 | |
| Boyd..... | 3,756 | 739 | 335 | 67 | 27 | 301 | 9 | 3,017 | 717 | 186 | 42 | 1,968 | 104 | |
| Boyle..... | 2,891 | 886 | 490 | 147 | 6 | 239 | 4 | 2,005 | 705 | 155 | 19 | 985 | 141 | |
| Bracken..... | 2,595 | 1,660 | 895 | 114 | 23 | 610 | 18 | 935 | 266 | 54 | 54 | 509 | 52 | |
| Breathitt..... | 2,531 | 2,067 | 1,012 | 34 | 161 | 806 | 54 | 464 | 40 | 9 | 25 | 348 | 42 | |
| Breckinridge..... | 4,142 | 2,805 | 1,633 | 233 | 38 | 823 | 28 | 1,357 | 329 | 40 | 38 | 789 | 141 | |
| Bullitt..... | 1,970 | 1,180 | 704 | 129 | 18 | 323 | 6 | 790 | 155 | 19 | 59 | 609 | 48 | |
| Butler..... | 3,184 | 2,265 | 1,485 | 173 | 23 | 569 | 15 | 919 | 201 | 84 | 105 | 535 | 44 | |
| Caldwell..... | 2,925 | 1,823 | 894 | 297 | 45 | 573 | 16 | 1,097 | 244 | 58 | 19 | 703 | 73 | |
| Calloway..... | 3,522 | 2,813 | 1,820 | 241 | 23 | 724 | 5 | 709 | 226 | 17 | 37 | 408 | 21 | |
| Campbell..... | 11,598 | 1,615 | 885 | 285 | 6 | 425 | 14 | 9,983 | 2,281 | 1,614 | 77 | 5,725 | 286 | |
| Carlisle..... | 2,023 | 1,434 | 735 | 184 | 26 | 437 | 2 | 589 | 211 | 42 | 9 | 285 | 42 | |
| Carroll..... | 2,167 | 1,219 | 493 | 86 | 8 | 497 | 135 | 948 | 295 | 43 | 43 | 507 | 60 | |
| Carter..... | 3,717 | 2,712 | 1,572 | 126 | 11 | 933 | 10 | 1,005 | 143 | 27 | 63 | 708 | 64 | |
| Casey..... | 2,938 | 2,408 | 1,625 | 172 | 14 | 595 | 2 | 590 | 99 | 17 | 17 | 446 | 22 | |
| Christian..... | 7,790 | 4,090 | 1,371 | 527 | 32 | 1,846 | 64 | 3,700 | 853 | 326 | 40 | 1,886 | 495 | |
| Clark..... | 3,510 | 1,389 | 764 | 134 | 29 | 445 | 17 | 2,121 | 629 | 159 | 52 | 1,073 | 208 | |
| Clay..... | 2,623 | 2,480 | 1,224 | 69 | 14 | 1,164 | 9 | 143 | 18 | 1 | 5 | 93 | 26 | |
| Clinton..... | 1,540 | 1,253 | 766 | 134 | 2 | 350 | 1 | 287 | 56 | 5 | 8 | 209 | 9 | |
| Crittenden..... | 3,049 | 2,220 | 1,023 | 369 | 88 | 722 | 18 | 829 | 183 | 62 | 23 | 498 | 63 | |
| Cumberland..... | 1,725 | 1,418 | 829 | 94 | 24 | 465 | 6 | 307 | 47 | 9 | 15 | 212 | 24 | |
| Daviess..... | 7,803 | 3,585 | 1,416 | 636 | 173 | 1,343 | 17 | 4,218 | 1,065 | 297 | 91 | 2,519 | 246 | |
| Edmonson..... | 1,959 | 1,625 | 1,094 | 102 | 5 | 420 | 4 | 334 | 56 | 9 | 5 | 244 | 20 | |
| Elliott..... | 1,797 | 1,641 | 982 | 124 | 14 | 502 | 19 | 156 | 11 | 4 | 2 | 111 | 23 | |
| Estill..... | 2,204 | 1,674 | 967 | 174 | 15 | 514 | 4 | 530 | 53 | 7 | 45 | 370 | 55 | |
| Fayette..... | 9,025 | 1,235 | 475 | 188 | 9 | 550 | 13 | 7,790 | 1,754 | 503 | 65 | 5,016 | 452 | |
| Fleming..... | 3,514 | 2,484 | 1,357 | 364 | 33 | 702 | 28 | 1,030 | 388 | 77 | 31 | 494 | 70 | |
| Floyd..... | 2,744 | 2,527 | 1,309 | 59 | 39 | 1,103 | 17 | 217 | 48 | 7 | 6 | 74 | 82 | |
| Franklin..... | 4,076 | 1,669 | 716 | 212 | 145 | 586 | 10 | 2,407 | 301 | 126 | 338 | 1,531 | 111 | |
| Fulton..... | 2,463 | 1,017 | 449 | 122 | 5 | 434 | 7 | 1,446 | 366 | 29 | 46 | 942 | 63 | |
| Gallatin..... | 1,170 | 735 | 281 | 122 | 7 | 313 | 7 | 435 | 128 | 29 | 5 | 249 | 24 | |
| Garrard..... | 2,378 | 1,318 | 740 | 201 | 23 | 348 | 6 | 1,060 | 264 | 58 | 47 | 643 | 48 | |
| Grant..... | 2,835 | 2,000 | 1,123 | 198 | 14 | 657 | 8 | 835 | 226 | 55 | 21 | 503 | 30 | |
| Graves..... | 6,496 | 4,527 | 2,360 | 662 | 33 | 1,407 | 65 | 1,969 | 566 | 111 | 59 | 1,093 | 140 | |
| Grayson..... | 3,892 | 3,074 | 1,851 | 404 | 18 | 785 | 16 | 818 | 214 | 45 | 56 | 460 | 43 | |
| Green..... | 2,484 | 2,120 | 1,225 | 286 | 9 | 535 | 15 | 364 | 77 | 20 | 25 | 209 | 33 | |
| Greenup..... | 2,915 | 1,932 | 911 | 316 | 19 | 677 | 9 | 983 | 220 | 42 | 28 | 628 | 65 | |
| Hancock..... | 1,893 | 1,304 | 689 | 174 | 11 | 427 | 3 | 589 | 222 | 22 | 5 | 322 | 18 | |
| Hardin..... | 4,707 | 1,896 | 1,239 | 269 | 269 | 756 | 14 | 1,533 | 453 | 53 | 89 | 868 | 70 | |
| Harlan..... | 1,868 | 1,662 | 878 | 33 | 37 | 701 | 13 | 206 | 33 | 3 | 3 | 138 | 29 | |
| Harrison..... | 3,840 | 2,412 | 1,118 | 309 | 143 | 825 | 17 | 1,428 | 343 | 110 | 51 | 814 | 110 | |
| Hart..... | 3,685 | 2,879 | 1,537 | 371 | 141 | 804 | 26 | 806 | 171 | 54 | 44 | 470 | 67 | |
| Henderson..... | 6,806 | 2,767 | 920 | 338 | 53 | 1,448 | 8 | 4,039 | 992 | 280 | 135 | 2,469 | 163 | |
| Henry..... | 3,144 | 2,095 | 959 | 226 | 16 | 860 | 34 | 1,049 | 343 | 82 | 53 | 495 | 76 | |
| Hickman..... | 2,450 | 1,423 | 841 | 141 | 16 | 412 | 13 | 1,027 | 347 | 36 | 25 | 552 | 67 | |
| Hopkins..... | 6,360 | 3,047 | 1,446 | 176 | 176 | 1,141 | 23 | 3,313 | 867 | 177 | 33 | 2,102 | 134 | |
| Jackson..... | 1,904 | 1,801 | 1,102 | 125 | 13 | 558 | 3 | 103 | 12 | 5 | 5 | 82 | 4 | |
| Jefferson..... | 49,173 | 2,847 | 1,301 | 445 | 22 | 1,063 | 16 | 46,326 | 8,766 | 2,929 | 348 | 33,014 | 1,269 | |
| Jessamine..... | 2,447 | 982 | 454 | 85 | 295 | 5 | 5 | 1,465 | 402 | 85 | 117 | 763 | 98 | |
| Johnson..... | 2,540 | 2,292 | 1,281 | 50 | 57 | 889 | 15 | 248 | 74 | 4 | 6 | 145 | 19 | |
| Kenton..... | 13,755 | 1,448 | 746 | 221 | 10 | 446 | 25 | 12,307 | 2,643 | 1,429 | 68 | 7,888 | 279 | |
| Knott..... | 1,464 | 1,423 | 713 | 9 | 221 | 478 | 2 | 31 | 8 | 3 | 3 | 25 | 3 | |
| Knox..... | 3,379 | 2,581 | 1,409 | 56 | 30 | 1,019 | 17 | 848 | 144 | 13 | 23 | 616 | 47 | |
| Larue..... | 2,131 | 1,560 | 1,013 | 183 | 8 | 345 | 11 | 631 | 179 | 30 | 21 | 355 | 46 | |
| Laurel..... | 3,343 | 2,323 | 1,620 | 67 | 54 | 569 | 13 | 1,020 | 148 | 19 | 93 | 706 | 54 | |
| Lawrence..... | 3,537 | 3,009 | 1,657 | 167 | 56 | 1,116 | 13 | 528 | 108 | 32 | 24 | 303 | 61 | |
| Lee..... | 1,423 | 1,020 | 313 | 40 | 221 | 444 | 2 | 403 | 84 | 4 | 17 | 292 | 6 | |
| Leslie..... | 1,153 | 989 | 666 | 15 | 6 | 300 | 2 | 164 | 8 | 3 | 3 | 135 | 18 | |
| Letcher..... | 1,590 | 1,515 | 910 | 29 | 12 | 542 | 22 | 75 | 15 | 4 | 4 | 44 | 12 | |
| Lewis..... | 3,670 | 2,413 | 1,535 | 208 | 11 | 651 | 8 | 1,257 | 260 | 39 | 47 | 849 | 62 | |
| Lincoln..... | 3,486 | 1,987 | 1,324 | 166 | 29 | 446 | 22 | 1,499 | 481 | 59 | 62 | 819 | 78 | |
| Livingston..... | 2,243 | 1,577 | 847 | 161 | 13 | 543 | 13 | 666 | 117 | 16 | 34 | 462 | 37 | |
| Logan..... | 5,347 | 3,664 | 1,922 | 247 | 19 | 1,457 | 19 | 1,683 | 509 | 26 | 52 | 878 | 218 | |
| Lyon..... | 1,742 | 1,223 | 106 | 6 | 6 | 510 | 3 | 619 | 169 | 11 | 11 | 311 | 17 | |
| McCracken..... | 6,092 | 1,513 | 822 | 173 | 13 | 502 | 3 | 4,579 | 1,096 | 266 | 53 | 2,982 | 182 | |
| McLean..... | 2,554 | 1,643 | 911 | 96 | 47 | 554 | 35 | 911 | 294 | 38 | 27 | 452 | 100 | |
| Madison..... | 5,201 | 2,698 | 1,705 | 237 | 15 | 706 | 35 | 2,503 | 602 | 123 | 81 | 1,606 | 91 | |
| Magoffin..... | 2,115 | 1,885 | 1,184 | 79 | 32 | 577 | 13 | 230 | 23 | 4 | 7 | 168 | 23 | |
| Marion..... | 3,126 | 1,633 | 966 | 255 | 8 | 378 | 26 | 1,493 | 355 | 58 | 77 | 795 | 208 | |
| Marshall..... | 2,826 | 2,290 | 1,430 | 263 | 42 | 536 | 9 | 536 | 136 | 30 | 40 | 292 | 38 | |
| Martin..... | 1,010 | 934 | 511 | 16 | 79 | 406 | 1 | 76 | 23 | 1 | 1 | 50 | 1 | |
| Mason..... | 4,407 | 1,640 | 689 | 221 | 79 | 638 | 13 | 2,767 | 836 | 271 | 58 | 1,485 | 122 | |
| Meade..... | 2,118 | 1,486 | 796 | 188 | 136 | 288 | 78 | 632 | 110 | 6 | 52 | 331 | 83 | |
| Menifee..... | 1,272 | 990 | 726 | 7 | 5 | 241 | 11 | 282 | 4 | 29 | 29 | 214 | 35 | |
| Mercer..... | 3,118 | 1,623 | 890 | 303 | 20 | 403 | 7 | 1,495 | 490 | 90 | 29 | 828 | 58 | |
| Metcalfe..... | 2,093 | 1,826 | 1,047 | 271 | 3 | 439 | 16 | 267 | 81 | 1 | 13 | 198 | 24 | |
| Monroe..... | 2,579 | 2,181 | 1,183 | 133 | 52 | 798 | 10 | 398 | 85 | 14 | 42 | 231 | 26 | |

PROPRIETORSHIP OF HOMES.

677

TABLE 106.—PRIVATE FAMILIES OCCUPYING OWNED AND HIRED AND FREE AND ENCUMBERED HOMES, BY COUNTIES: 1900—Continued.

| COUNTIES. | Total private families. | FARM HOMES. | | | | | | OTHER HOMES. | | | | | |
|----------------------|-------------------------|-------------|--------|-------------|-----------|--------|-----------|--------------|--------|-------------|-----------|---------|-----------|
| | | Total. | Owned. | | | Hired. | Un-known. | Total. | Owned. | | | Hired. | Un-known. |
| | | | Free. | Encumbered. | Un-known. | | | | Free. | Encumbered. | Un-known. | | |
| Kentucky—Continued. | | | | | | | | | | | | | |
| Montgomery | 2,698 | 1,205 | 697 | 103 | 15 | 383 | 7 | 1,493 | 420 | 68 | 64 | 873 | 68 |
| Morgan | 2,376 | 2,234 | 1,563 | 84 | 7 | 571 | 9 | 1,442 | 63 | 3 | 4 | 65 | 7 |
| Muhlenberg | 4,201 | 2,644 | 1,556 | 46 | 190 | 820 | 32 | 1,557 | 365 | 22 | 127 | 927 | 116 |
| Nelson | 3,127 | 1,767 | 1,022 | 236 | 89 | 405 | 15 | 1,360 | 323 | 33 | 106 | 811 | 87 |
| Nicholas | 2,514 | 1,658 | 728 | 172 | 252 | 492 | 14 | 856 | 197 | 42 | 112 | 442 | 63 |
| Ohio | 5,613 | 3,877 | 2,412 | 394 | 64 | 988 | 19 | 1,736 | 450 | 59 | 73 | 1,048 | 106 |
| Oldham | 1,519 | 797 | 404 | 161 | 13 | 216 | 3 | 722 | 203 | 35 | 21 | 408 | 55 |
| Owen | 3,665 | 2,631 | 1,298 | 313 | 19 | 1,044 | 7 | 984 | 276 | 61 | 23 | 584 | 40 |
| Owsley | 1,236 | 1,173 | 718 | 4 | 52 | 392 | 7 | 63 | 13 | 1 | 1 | 38 | 10 |
| Pendleton | 3,035 | 2,337 | 1,226 | 304 | 26 | 769 | 12 | 698 | 183 | 41 | 34 | 412 | 28 |
| Perry | 1,415 | 1,364 | 848 | 21 | 17 | 474 | 4 | 51 | 9 | | | 17 | 25 |
| Pike | 4,004 | 3,713 | 2,040 | 100 | 85 | 1,481 | 12 | 286 | 50 | 16 | 12 | 167 | 41 |
| Powell | 1,269 | 900 | 551 | 66 | 2 | 277 | 4 | 369 | 38 | 9 | 9 | 280 | 33 |
| Pulaski | 6,213 | 4,541 | 3,022 | 160 | 83 | 1,244 | 32 | 1,672 | 244 | 67 | 134 | 1,144 | 83 |
| Robertson | 1,037 | 875 | 454 | 112 | 27 | 270 | 12 | 162 | 31 | 8 | 19 | 84 | 20 |
| Rockcastle | 2,447 | 1,824 | 933 | 73 | 164 | 634 | 20 | 623 | 141 | 8 | 19 | 394 | 61 |
| Rowan | 1,551 | 1,115 | 745 | 22 | 32 | 313 | 3 | 436 | 48 | 5 | 36 | 321 | 26 |
| Russell | 1,972 | 1,632 | 1,012 | 133 | 1 | 522 | 14 | 290 | 46 | 8 | 7 | 203 | 26 |
| Scott | 3,704 | 1,854 | 741 | 194 | 101 | 806 | 12 | 1,850 | 474 | 118 | 65 | 1,135 | 58 |
| Shelby | 3,908 | 2,075 | 1,080 | 310 | 11 | 667 | 7 | 1,833 | 433 | 54 | 29 | 1,244 | 73 |
| Simpson | 2,515 | 1,594 | 633 | 222 | 230 | 494 | 10 | 921 | 27 | 16 | 269 | 500 | 109 |
| Spencer | 1,477 | 1,048 | 533 | 130 | 5 | 371 | 9 | 429 | 93 | 9 | 5 | 242 | 80 |
| Taylor | 2,294 | 1,630 | 1,014 | 216 | 46 | 329 | 25 | 664 | 176 | 52 | 31 | 336 | 69 |
| Todd | 3,670 | 2,117 | 1,094 | 172 | 70 | 758 | 23 | 1,553 | 404 | 42 | 36 | 956 | 115 |
| Trigg | 2,807 | 1,914 | 787 | 315 | 8 | 791 | 13 | 893 | 211 | 37 | 21 | 588 | 36 |
| Trimble | 1,561 | 1,283 | 540 | 192 | 10 | 538 | 3 | 278 | 69 | 5 | 13 | 167 | 24 |
| Union | 4,218 | 2,229 | 812 | 335 | 15 | 1,057 | 10 | 1,989 | 613 | 161 | 20 | 1,101 | 94 |
| Warren | 6,229 | 3,168 | 1,767 | 427 | 44 | 897 | 33 | 3,061 | 772 | 184 | 62 | 1,865 | 178 |
| Washington | 2,741 | 2,086 | 1,200 | 309 | 44 | 519 | 14 | 655 | 183 | 23 | 14 | 390 | 45 |
| Wayne | 2,792 | 2,281 | 1,322 | 42 | 188 | 718 | 11 | 511 | 74 | 4 | 23 | 395 | 15 |
| Webster | 3,997 | 2,658 | 1,076 | 240 | 101 | 1,229 | 12 | 1,339 | 511 | 49 | 24 | 692 | 63 |
| Whitley | 4,829 | 3,364 | 1,807 | 209 | 67 | 1,268 | 13 | 1,465 | 250 | 48 | 26 | 1,060 | 81 |
| Wolfe | 1,653 | 1,363 | 760 | 59 | 6 | 525 | 13 | 290 | 39 | 1 | 5 | 233 | 12 |
| Woodford | 2,777 | 1,034 | 346 | 156 | 24 | 499 | 9 | 1,743 | 485 | 71 | 31 | 1,030 | 126 |
| Louisiana | 281,449 | 114,095 | 36,637 | 7,878 | 2,878 | 65,879 | 823 | 167,354 | 28,224 | 4,326 | 3,632 | 115,698 | 15,474 |
| Acadia | 4,166 | 2,479 | 1,063 | 309 | 25 | 1,069 | 13 | 1,687 | 472 | 139 | 48 | 920 | 108 |
| Ascension | 5,349 | 1,228 | 817 | 181 | 21 | 251 | 8 | 4,121 | 968 | 95 | 60 | 2,807 | 191 |
| Assumption | 4,537 | 500 | 317 | 58 | 4 | 101 | 20 | 4,037 | 660 | 49 | 45 | 3,238 | 95 |
| Avoyelles | 5,679 | 4,561 | 1,196 | 277 | 163 | 2,362 | 58 | 1,118 | 247 | 31 | 41 | 682 | 117 |
| Bienville | 3,071 | 2,331 | 1,238 | 122 | 65 | 883 | 23 | 740 | 46 | 9 | 71 | 467 | 147 |
| Bossier | 5,250 | 3,311 | 747 | 181 | 40 | 2,320 | 23 | 1,939 | 123 | 14 | 21 | 1,335 | 441 |
| Caddo | 10,161 | 4,594 | 537 | 231 | 321 | 3,482 | 23 | 5,567 | 762 | 234 | 98 | 4,034 | 444 |
| Calcasieu | 5,912 | 2,562 | 1,851 | 163 | 14 | 518 | 16 | 3,350 | 1,143 | 205 | 72 | 1,765 | 160 |
| Caldwell | 1,365 | 1,096 | 373 | 20 | 261 | 426 | 16 | 269 | 46 | 4 | 1 | 30 | 138 |
| Cameron | 681 | 570 | 344 | 19 | 9 | 197 | 1 | 111 | 39 | | 11 | 54 | 7 |
| Catahoula | 3,654 | 2,202 | 800 | 94 | 25 | 1,271 | 12 | 852 | 80 | 2 | 87 | 485 | 198 |
| Claiborne | 4,169 | 3,380 | 1,003 | 326 | 50 | 1,976 | 25 | 789 | 93 | 19 | 107 | 533 | 37 |
| Concordia | 3,530 | 1,590 | 83 | 17 | 13 | 1,466 | 11 | 1,940 | 43 | 6 | 33 | 1,031 | 328 |
| De Soto | 4,912 | 3,646 | 873 | 282 | 134 | 2,312 | 45 | 1,266 | 184 | 19 | 81 | 656 | 826 |
| East Baton Rouge | 6,686 | 2,429 | 675 | 75 | 20 | 1,652 | 7 | 4,237 | 714 | 62 | 32 | 3,163 | 286 |
| East Carroll | 2,894 | 1,845 | 27 | 36 | 27 | 1,753 | 2 | 1,049 | 42 | 36 | 50 | 616 | 305 |
| East Feliciana | 3,787 | 2,371 | 352 | 125 | 30 | 1,861 | 3 | 1,416 | 189 | 15 | 29 | 1,038 | 145 |
| Franklin | 1,813 | 1,345 | 323 | 117 | 14 | 877 | 14 | 468 | 42 | 21 | 6 | 141 | 258 |
| Grant | 2,450 | 1,487 | 454 | 62 | 236 | 721 | 14 | 963 | 58 | 5 | 120 | 692 | 88 |
| Iberia | 5,552 | 1,772 | 681 | 249 | 28 | 807 | 7 | 3,780 | 799 | 220 | 29 | 2,444 | 288 |
| Iberville | 6,207 | 798 | 213 | 77 | 22 | 482 | 4 | 5,409 | 749 | 120 | 182 | 4,142 | 216 |
| Jackson | 1,579 | 1,427 | 904 | 119 | 4 | 398 | 2 | 162 | 19 | 1 | 10 | 102 | 20 |
| Jefferson | 3,460 | 487 | 192 | 27 | 14 | 253 | 1 | 2,973 | 666 | 44 | 106 | 2,035 | 122 |
| Lafayette | 4,222 | 2,914 | 1,005 | 241 | 89 | 1,575 | 4 | 1,308 | 399 | 41 | 103 | 715 | 50 |
| Lafourche | 5,496 | 1,050 | 549 | 127 | 20 | 346 | 8 | 4,446 | 403 | 74 | 300 | 3,400 | 269 |
| Lincoln | 2,757 | 2,129 | 872 | 198 | 29 | 1,022 | 8 | 628 | 118 | 9 | 15 | 376 | 110 |
| Livingston | 1,536 | 1,262 | 864 | 68 | 25 | 296 | 9 | 274 | 79 | 10 | 9 | 145 | 31 |
| Madison | 3,352 | 2,453 | 58 | 11 | 17 | 2,362 | 5 | 899 | 54 | 2 | 1 | 493 | 349 |
| Morehouse | 3,609 | 2,419 | 392 | 90 | 15 | 1,917 | 5 | 1,190 | 105 | 11 | 14 | 543 | 517 |
| Natchitoches | 6,617 | 4,197 | 1,045 | 264 | 154 | 2,710 | 24 | 2,420 | 349 | 41 | 25 | 1,668 | 337 |
| Orleans | 60,796 | 830 | 395 | 58 | 28 | 337 | 12 | 59,966 | 10,239 | 1,640 | 526 | 44,792 | 2,769 |
| Ouachita | 4,614 | 1,707 | 561 | 157 | 26 | 943 | 20 | 2,907 | 221 | 122 | 30 | 1,753 | 781 |
| Plaquemines | 2,603 | 709 | 361 | 51 | 11 | 286 | | 1,894 | 378 | 13 | 54 | 1,399 | 50 |
| Pointe Coupee | 5,515 | 3,736 | 363 | 92 | 42 | 3,225 | 14 | 1,779 | 81 | 6 | 8 | 1,204 | 480 |
| Rapides | 7,502 | 4,114 | 1,115 | 116 | 210 | 2,623 | 50 | 3,388 | 444 | 25 | 240 | 2,217 | 462 |
| Red River | 2,298 | 1,633 | 343 | 122 | 23 | 1,174 | 16 | 615 | 9 | 1 | 37 | 349 | 219 |
| Richland | 2,360 | 1,896 | 286 | 73 | 18 | 1,498 | 21 | 464 | 76 | 3 | 4 | 244 | 137 |
| Sabine | 2,799 | 2,144 | 986 | 294 | 130 | 726 | 8 | 655 | 122 | 27 | 23 | 402 | 81 |
| St. Bernard | 1,167 | 194 | 94 | 25 | 7 | 68 | | 973 | 92 | 6 | 13 | 836 | 26 |
| St. Charles | 2,164 | 375 | 184 | 58 | | 132 | 1 | 1,789 | 253 | 15 | 23 | 1,396 | 102 |
| St. Helena | 1,567 | 1,265 | 435 | 95 | 10 | 721 | 4 | 302 | 33 | 3 | 4 | 212 | 50 |
| St. James | 4,420 | 422 | 219 | 73 | 31 | 91 | 8 | 3,995 | 699 | 91 | 49 | 2,974 | 135 |
| St. John the Baptist | 2,589 | 327 | 214 | 49 | 11 | 48 | 5 | 2,262 | 370 | 14 | 69 | 1,712 | 37 |
| St. Landry | 9,576 | 7,421 | 1,989 | 510 | 19 | 4,673 | 30 | 2,154 | 467 | 85 | 22 | 1,440 | 140 |
| St. Martin | 3,358 | 2,024 | 686 | 203 | 11 | 1,118 | 6 | 1,334 | 439 | 35 | 33 | 706 | 71 |

STATISTICS OF POPULATION.

TABLE 106.—PRIVATE FAMILIES OCCUPYING OWNED AND HIRED AND FREE AND ENCUMBERED HOMES, BY COUNTIES: 1900—Continued.

| COUNTIES. | Total private families. | FARM HOMES. | | | | | | OTHER HOMES. | | | | | |
|----------------------|-------------------------|-------------|--------|-------------|-----------|--------|-----------|--------------|--------|-------------|-----------|---------|-----------|
| | | Total. | Owned. | | | Hired. | Un-known. | Total. | Owned. | | | Hired. | Un-known. |
| | | | Free. | Encumbered. | Un-known. | | | | Free. | Encumbered. | Un-known. | | |
| Louisiana—Continued. | | | | | | | | | | | | | |
| St. Mary | 7,022 | 606 | 269 | 124 | 6 | 203 | 4 | 6,416 | 1,419 | 270 | 41 | 4,329 | 357 |
| St. Tammany | 2,588 | 359 | 298 | 16 | 15 | 31 | 1 | 2,229 | 1,085 | 56 | 15 | 962 | 90 |
| Tangipahoa | 3,401 | 1,656 | 1,028 | 150 | 28 | 422 | 28 | 1,745 | 512 | 65 | 55 | 971 | 142 |
| Tensas | 4,868 | 2,948 | 66 | 44 | 17 | 2,192 | 29 | 2,520 | 83 | 16 | 16 | 1,126 | 1,279 |
| Terrebonne | 4,728 | 744 | 355 | 171 | 55 | 160 | 3 | 3,984 | 703 | 169 | 153 | 2,324 | 135 |
| Union | 3,237 | 2,536 | 1,065 | 441 | 69 | 939 | 22 | 761 | 95 | 11 | 44 | 332 | 169 |
| Vermilion | 3,676 | 2,638 | 1,219 | 297 | 66 | 1,038 | 18 | 1,038 | 129 | 36 | 221 | 529 | 123 |
| Vernon | 1,894 | 1,088 | 918 | | 39 | 96 | 35 | 796 | 140 | 4 | 56 | 523 | 73 |
| Washington | 1,617 | 1,426 | 974 | 78 | 9 | 360 | 5 | 191 | 25 | 5 | 4 | 107 | 50 |
| Webster | 2,333 | 2,065 | 779 | 254 | 18 | 993 | 21 | 768 | 119 | 30 | 5 | 429 | 185 |
| West Baton Rouge | 2,475 | 813 | 137 | 41 | 21 | 606 | 8 | 1,662 | 150 | 23 | 24 | 1,305 | 155 |
| West Carroll | 816 | 697 | 152 | 20 | 23 | 499 | 3 | 119 | 12 | | 2 | 29 | 76 |
| West Feliciana | 3,329 | 2,302 | 189 | 67 | 20 | 2,016 | 10 | 1,027 | 92 | | | 653 | 271 |
| Winn | 1,745 | 1,535 | 1,106 | 83 | 21 | 295 | 30 | 210 | 35 | 2 | 9 | 123 | 41 |
| Maine | 161,588 | 56,976 | 38,415 | 13,991 | 1,090 | 3,137 | 343 | 104,612 | 36,847 | 10,305 | 1,889 | 51,891 | 3,680 |
| Androscoggin | 12,077 | 2,322 | 2,004 | 608 | 20 | 176 | 14 | 9,255 | 2,300 | 774 | 92 | 5,837 | 252 |
| Aroostook | 11,425 | 6,774 | 3,299 | 3,050 | 85 | 285 | 55 | 4,651 | 1,438 | 525 | 157 | 2,236 | 245 |
| Cumberland | 23,384 | 4,926 | 3,502 | 1,087 | 39 | 333 | 14 | 18,459 | 5,049 | 1,723 | 186 | 10,933 | 568 |
| Franklin | 4,493 | 2,354 | 1,490 | 698 | 89 | 103 | 4 | 2,139 | 699 | 240 | 23 | 1,090 | 87 |
| Hancock | 9,073 | 2,783 | 2,162 | 401 | 21 | 131 | 18 | 6,340 | 3,268 | 672 | 189 | 1,993 | 213 |
| Kennebec | 13,708 | 6,189 | 3,506 | 1,075 | 201 | 341 | 46 | 8,589 | 2,434 | 943 | 126 | 4,702 | 334 |
| Knox | 8,011 | 2,034 | 1,542 | 325 | 20 | 127 | 20 | 5,977 | 2,536 | 476 | 201 | 2,539 | 225 |
| Lincoln | 5,288 | 2,691 | 2,195 | 340 | 18 | 127 | 11 | 2,597 | 1,359 | 225 | 62 | 877 | 74 |
| Oxford | 7,825 | 4,235 | 2,712 | 1,161 | 99 | 240 | 23 | 3,590 | 1,249 | 500 | 20 | 1,686 | 185 |
| Penobscot | 17,424 | 5,946 | 3,546 | 1,746 | 265 | 351 | 38 | 11,478 | 3,939 | 1,311 | 317 | 5,378 | 533 |
| Piscataquis | 3,987 | 1,774 | 1,083 | 568 | 14 | 105 | 4 | 2,213 | 693 | 390 | 61 | 1,072 | 57 |
| Sagadahoc | 5,002 | 1,174 | 899 | 196 | 4 | 66 | 9 | 3,828 | 1,419 | 315 | 141 | 1,805 | 145 |
| Somerset | 8,210 | 3,950 | 2,643 | 1,076 | 33 | 133 | 10 | 4,260 | 1,433 | 532 | 75 | 2,098 | 122 |
| Waldo | 6,481 | 3,480 | 2,540 | 702 | 23 | 202 | 13 | 3,001 | 1,455 | 230 | 44 | 1,152 | 120 |
| Washington | 9,959 | 2,032 | 1,377 | 435 | 110 | 89 | 21 | 7,927 | 4,086 | 726 | 126 | 2,769 | 220 |
| York | 15,241 | 4,833 | 3,915 | 603 | 44 | 278 | 43 | 10,358 | 3,440 | 730 | 119 | 5,674 | 345 |
| Maryland | 239,837 | 47,011 | 18,088 | 10,533 | 1,764 | 16,054 | 572 | 192,826 | 40,489 | 16,575 | 3,253 | 119,299 | 13,210 |
| Allegany | 10,358 | 915 | 440 | 191 | 43 | 226 | 15 | 9,443 | 2,094 | 933 | 367 | 5,731 | 263 |
| Anne Arundel | 7,742 | 2,103 | 814 | 343 | 142 | 736 | 63 | 5,639 | 604 | 292 | 102 | 3,437 | 1,204 |
| Baltimore | 16,761 | 4,561 | 1,833 | 1,247 | 199 | 1,241 | 36 | 12,200 | 2,089 | 1,469 | 313 | 7,701 | 623 |
| Baltimore city | 104,146 | 144 | 33 | 30 | 13 | 62 | 6 | 104,002 | 19,253 | 6,930 | 730 | 69,699 | 7,390 |
| Calvert | 1,979 | 1,098 | 510 | 108 | 6 | 471 | 3 | 881 | 284 | 25 | 9 | 479 | 84 |
| Caroline | 3,515 | 1,890 | 724 | 305 | 47 | 798 | 16 | 1,625 | 458 | 181 | 27 | 854 | 105 |
| Carroll | 7,237 | 3,333 | 1,167 | 1,167 | 126 | 854 | 22 | 3,899 | 1,046 | 515 | 80 | 2,106 | 152 |
| Cecil | 5,272 | 1,639 | 513 | 451 | 16 | 660 | 14 | 3,633 | 790 | 366 | 67 | 2,224 | 136 |
| Charles | 3,181 | 1,955 | 680 | 145 | 233 | 825 | 67 | 1,226 | 134 | 33 | 85 | 628 | 346 |
| Dorchester | 5,876 | 2,013 | 852 | 312 | 33 | 310 | 6 | 3,863 | 1,303 | 332 | 104 | 1,944 | 130 |
| Frederick | 10,398 | 3,744 | 1,417 | 1,102 | 64 | 1,150 | 11 | 7,154 | 2,124 | 1,024 | 116 | 3,654 | 236 |
| Garrett | 3,296 | 1,329 | 1,110 | 401 | 28 | 278 | 12 | 1,467 | 360 | 173 | 33 | 834 | 62 |
| Harford | 5,873 | 2,456 | 894 | 953 | 46 | 575 | 18 | 3,337 | 648 | 429 | 62 | 2,091 | 157 |
| Howard | 3,171 | 1,212 | 447 | 397 | 104 | 302 | 12 | 1,959 | 302 | 114 | 109 | 1,280 | 154 |
| Kent | 3,373 | 949 | 191 | 128 | 70 | 543 | 12 | 2,924 | 727 | 165 | 294 | 1,524 | 214 |
| Montgomery | 5,797 | 2,096 | 963 | 628 | 24 | 472 | 9 | 3,701 | 1,038 | 469 | 51 | 1,939 | 204 |
| Prince George | 5,510 | 2,558 | 1,053 | 369 | 35 | 1,005 | 96 | 2,952 | 528 | 272 | 129 | 1,644 | 379 |
| Queen Anne | 3,724 | 1,469 | 334 | 230 | 54 | 833 | 13 | 2,255 | 552 | 164 | 92 | 1,235 | 212 |
| St. Mary | 3,052 | 1,417 | 413 | 147 | 169 | 602 | 31 | 1,635 | 255 | 21 | 79 | 736 | 494 |
| Somerset | 5,385 | 1,523 | 638 | 360 | 18 | 455 | 7 | 3,857 | 1,655 | 523 | 46 | 1,465 | 143 |
| Talbot | 4,130 | 1,215 | 400 | 212 | 34 | 563 | 6 | 2,915 | 809 | 307 | 100 | 1,543 | 156 |
| Washington | 9,765 | 2,404 | 903 | 603 | 19 | 873 | 6 | 7,361 | 2,055 | 1,153 | 50 | 3,970 | 133 |
| Wicomico | 4,797 | 2,339 | 1,001 | 434 | 90 | 805 | 9 | 2,458 | 737 | 355 | 151 | 1,111 | 84 |
| Worcester | 4,449 | 2,009 | 641 | 270 | 146 | 930 | 22 | 2,440 | 624 | 270 | 57 | 1,350 | 139 |
| Massachusetts | 604,873 | 36,249 | 18,971 | 11,941 | 675 | 4,393 | 269 | 568,624 | 89,795 | 31,561 | 3,184 | 375,303 | 18,731 |
| Barnstable | 7,911 | 731 | 631 | 92 | 7 | 49 | 2 | 7,130 | 3,986 | 861 | 81 | 1,994 | 203 |
| Berkshire | 20,509 | 3,121 | 1,487 | 1,033 | 55 | 520 | 21 | 17,888 | 2,372 | 2,418 | 99 | 11,500 | 499 |
| Bristol | 54,070 | 3,353 | 1,942 | 832 | 49 | 521 | 14 | 50,712 | 7,374 | 5,954 | 287 | 35,643 | 1,454 |
| Dukes | 1,400 | 205 | 169 | 13 | 1 | 17 | 5 | 1,195 | 622 | 130 | 3 | 385 | 55 |
| Essex | 79,772 | 2,907 | 1,628 | 828 | 36 | 337 | 23 | 76,865 | 13,937 | 11,579 | 446 | 48,633 | 2,270 |
| Franklin | 9,745 | 3,210 | 1,653 | 1,231 | 34 | 237 | 25 | 6,535 | 1,442 | 1,245 | 27 | 3,394 | 427 |
| Hampden | 36,747 | 2,462 | 1,332 | 847 | 18 | 253 | 12 | 34,235 | 4,640 | 5,450 | 114 | 23,203 | 873 |
| Hampshire | 12,221 | 3,186 | 1,565 | 1,269 | 44 | 293 | 15 | 9,035 | 1,806 | 1,620 | 45 | 5,214 | 350 |
| Middlesex | 121,115 | 4,895 | 2,455 | 1,671 | 129 | 600 | 40 | 116,221 | 18,511 | 18,331 | 316 | 74,379 | 3,684 |
| Nantucket | 932 | 51 | 25 | 11 | 4 | 10 | 1 | 881 | 510 | 76 | 4 | 278 | 13 |
| Norfolk | 32,768 | 2,161 | 1,023 | 762 | 21 | 331 | 24 | 30,607 | 6,742 | 6,475 | 173 | 16,317 | 895 |
| Plymouth | 27,670 | 2,333 | 1,325 | 662 | 171 | 210 | 15 | 25,237 | 6,200 | 4,941 | 294 | 12,994 | 533 |
| Suffolk | 125,767 | 151 | 40 | 50 | 3 | 56 | 2 | 125,616 | 11,213 | 12,165 | 484 | 96,466 | 5,233 |
| Worcester | 74,245 | 7,373 | 3,696 | 2,635 | 103 | 879 | 65 | 66,867 | 9,935 | 9,316 | 306 | 44,903 | 1,907 |

PROPRIETORSHIP OF HOMES.

679

TABLE 106.—PRIVATE FAMILIES OCCUPYING OWNED AND HIRED AND FREE AND ENCUMBERED HOMES, BY COUNTIES: 1900—Continued.

| COUNTIES. | Total private families. | FARM HOMES. | | | | | | OTHER HOMES. | | | | | |
|---------------------|-------------------------|-------------|--------|-------------|-----------|--------|-----------|--------------|---------|-------------|-----------|---------|-----------|
| | | Total. | Owned. | | | Hired. | Un-known. | Total. | Owned. | | | Hired. | Un-known. |
| | | | Free. | Encumbered. | Un-known. | | | | Free. | Encumbered. | Un-known. | | |
| Michigan..... | 542,358 | 202,216 | 85,490 | 79,789 | 2,783 | 33,032 | 1,122 | 340,142 | 106,373 | 49,150 | 6,691 | 165,046 | 12,882 |
| Alcona..... | 1,171 | 740 | 465 | 217 | 8 | 46 | 4 | 431 | 181 | 15 | 28 | 170 | 37 |
| Alger..... | 999 | 131 | 96 | 28 | 1 | 4 | 2 | 868 | 399 | 24 | 20 | 343 | 32 |
| Allegan..... | 9,417 | 6,024 | 2,387 | 2,694 | 32 | 896 | 15 | 3,393 | 1,341 | 504 | 32 | 1,449 | 67 |
| Alpena..... | 3,785 | 1,146 | 618 | 430 | 8 | 84 | 6 | 2,639 | 1,192 | 289 | 22 | 1,015 | 121 |
| Antrim..... | 3,622 | 1,308 | 546 | 597 | 11 | 148 | 6 | 2,314 | 757 | 352 | 89 | 1,082 | 84 |
| Arenac..... | 2,033 | 1,165 | 460 | 594 | 4 | 103 | 4 | 868 | 290 | 129 | 15 | 409 | 25 |
| Baraga..... | 813 | 233 | 139 | 26 | 53 | 10 | 5 | 580 | 158 | 17 | 45 | 334 | 26 |
| Barry..... | 5,845 | 3,559 | 1,548 | 1,333 | 76 | 593 | 9 | 2,286 | 904 | 851 | 23 | 984 | 24 |
| Bay..... | 12,948 | 3,151 | 1,186 | 1,553 | 20 | 371 | 21 | 9,797 | 2,789 | 1,486 | 404 | 4,765 | 353 |
| Benzie..... | 2,172 | 978 | 444 | 341 | 85 | 96 | 12 | 1,194 | 266 | 123 | 110 | 597 | 98 |
| Berrien..... | 11,711 | 5,085 | 2,228 | 1,937 | 37 | 869 | 14 | 6,626 | 2,095 | 1,091 | 80 | 3,243 | 117 |
| Branch..... | 7,342 | 3,537 | 1,422 | 1,279 | 39 | 775 | 22 | 3,805 | 1,338 | 618 | 38 | 1,667 | 99 |
| Calhoun..... | 12,596 | 4,085 | 1,612 | 1,401 | 44 | 1,003 | 25 | 8,511 | 2,631 | 1,442 | 37 | 4,081 | 260 |
| Cass..... | 5,415 | 2,639 | 1,192 | 815 | 26 | 653 | 3 | 2,726 | 1,080 | 385 | 23 | 1,190 | 48 |
| Charlevoix..... | 1,256 | 695 | 477 | 16 | 16 | 106 | 2 | 1,730 | 639 | 302 | 13 | 730 | 46 |
| Cheboygan..... | 3,172 | 1,163 | 730 | 346 | 11 | 66 | 10 | 2,009 | 536 | 247 | 241 | 884 | 101 |
| Chippewa..... | 3,758 | 1,020 | 618 | 296 | 9 | 89 | 3 | 2,738 | 723 | 398 | 40 | 1,451 | 124 |
| Clare..... | 1,908 | 897 | 376 | 403 | 11 | 103 | 4 | 1,011 | 342 | 115 | 36 | 448 | 70 |
| Clinton..... | 6,251 | 3,786 | 1,568 | 1,500 | 33 | 672 | 13 | 2,465 | 990 | 432 | 27 | 922 | 94 |
| Crawford..... | 642 | 229 | 176 | 36 | 1 | 13 | 3 | 413 | 229 | 18 | 1 | 145 | 20 |
| Delta..... | 4,852 | 848 | 498 | 182 | 89 | 72 | 7 | 3,504 | 991 | 273 | 284 | 1,826 | 130 |
| Dickinson..... | 3,129 | 97 | 59 | 11 | 12 | 10 | 5 | 3,052 | 1,157 | 131 | 46 | 1,498 | 205 |
| Eaton..... | 3,387 | 4,302 | 1,337 | 1,556 | 28 | 861 | 20 | 4,035 | 1,619 | 693 | 27 | 1,611 | 135 |
| Emmet..... | 3,466 | 1,152 | 637 | 385 | 11 | 110 | 9 | 2,314 | 833 | 303 | 25 | 1,027 | 126 |
| Genesee..... | 10,299 | 4,566 | 1,820 | 1,797 | 25 | 912 | 12 | 5,733 | 1,373 | 1,016 | 20 | 2,640 | 184 |
| Gladwin..... | 1,401 | 791 | 340 | 376 | 5 | 67 | 3 | 610 | 179 | 69 | 26 | 294 | 42 |
| Gogebic..... | 2,346 | 76 | 56 | 16 | 4 | 4 | 4 | 2,770 | 1,338 | 67 | 12 | 1,066 | 87 |
| Grand Traverse..... | 4,320 | 1,710 | 713 | 755 | 45 | 193 | 4 | 2,610 | 847 | 465 | 71 | 1,137 | 90 |
| Gratiot..... | 7,326 | 4,524 | 1,604 | 2,091 | 22 | 791 | 16 | 2,802 | 942 | 501 | 51 | 1,188 | 120 |
| Hillsdale..... | 8,051 | 4,431 | 1,947 | 1,484 | 27 | 947 | 26 | 3,620 | 1,364 | 374 | 58 | 1,517 | 107 |
| Houghton..... | 11,436 | 395 | 272 | 64 | 4 | 50 | 5 | 11,041 | 3,092 | 539 | 172 | 6,909 | 329 |
| Huron..... | 6,718 | 4,725 | 1,681 | 2,563 | 41 | 428 | 12 | 1,933 | 743 | 304 | 24 | 856 | 66 |
| Ingham..... | 10,018 | 1,645 | 3,767 | 1,645 | 37 | 677 | 32 | 6,251 | 2,051 | 1,132 | 43 | 2,823 | 202 |
| Ionia..... | 8,563 | 4,047 | 1,736 | 1,522 | 41 | 727 | 21 | 4,516 | 1,363 | 696 | 109 | 1,981 | 167 |
| Iosco..... | 2,178 | 757 | 419 | 264 | 6 | 66 | 2 | 1,421 | 673 | 93 | 12 | 594 | 49 |
| Iron..... | 1,429 | 237 | 190 | 29 | 8 | 8 | 2 | 1,192 | 452 | 29 | 14 | 564 | 133 |
| Isabella..... | 5,146 | 3,412 | 1,310 | 1,527 | 37 | 512 | 26 | 1,734 | 551 | 296 | 39 | 739 | 79 |
| Jackson..... | 12,055 | 3,871 | 1,671 | 1,285 | 44 | 841 | 30 | 8,184 | 2,511 | 1,701 | 43 | 3,621 | 308 |
| Kalamazoo..... | 10,717 | 3,365 | 1,405 | 1,085 | 41 | 803 | 31 | 7,352 | 2,114 | 1,414 | 61 | 3,482 | 281 |
| Kalkaska..... | 1,514 | 693 | 325 | 295 | 7 | 64 | 2 | 821 | 250 | 70 | 12 | 440 | 49 |
| Kent..... | 30,157 | 6,403 | 2,448 | 2,637 | 72 | 1,202 | 44 | 23,754 | 4,792 | 4,722 | 322 | 13,044 | 874 |
| Keweenaw..... | 528 | 17 | 12 | 1 | 2 | 2 | 2 | 511 | 109 | 5 | 18 | 352 | 27 |
| Lake..... | 1,067 | 615 | 286 | 245 | 17 | 57 | 10 | 452 | 135 | 29 | 9 | 199 | 80 |
| Lapeer..... | 6,601 | 4,047 | 1,371 | 1,773 | 41 | 844 | 18 | 2,554 | 834 | 339 | 89 | 1,190 | 102 |
| Leelanaw..... | 2,146 | 1,362 | 689 | 551 | 19 | 95 | 8 | 784 | 313 | 63 | 10 | 347 | 51 |
| Lenawee..... | 12,349 | 5,648 | 2,411 | 1,808 | 179 | 1,187 | 63 | 6,701 | 2,846 | 899 | 134 | 2,619 | 203 |
| Livingston..... | 5,020 | 3,054 | 1,330 | 1,178 | 15 | 609 | 22 | 1,966 | 956 | 268 | 13 | 752 | 77 |
| Luce..... | 457 | 115 | 74 | 23 | 10 | 8 | 4 | 342 | 101 | 11 | 15 | 202 | 13 |
| Mackinac..... | 1,498 | 399 | 271 | 61 | 33 | 29 | 8 | 1,099 | 430 | 218 | 32 | 504 | 105 |
| Macomb..... | 7,655 | 3,862 | 1,625 | 1,442 | 27 | 760 | 8 | 3,793 | 1,575 | 563 | 28 | 1,466 | 161 |
| Manistee..... | 5,581 | 1,295 | 534 | 595 | 26 | 128 | 12 | 4,286 | 1,499 | 715 | 67 | 1,862 | 143 |
| Marquette..... | 7,541 | 479 | 314 | 99 | 22 | 41 | 3 | 7,062 | 2,379 | 333 | 262 | 3,646 | 392 |
| Mason..... | 4,074 | 1,991 | 763 | 968 | 21 | 211 | 28 | 2,033 | 691 | 297 | 36 | 933 | 126 |
| Mecosta..... | 4,721 | 2,864 | 1,153 | 1,263 | 21 | 413 | 14 | 1,857 | 654 | 216 | 57 | 849 | 79 |
| Menominee..... | 4,907 | 1,420 | 959 | 369 | 43 | 43 | 6 | 3,487 | 1,080 | 254 | 113 | 1,819 | 221 |
| Midland..... | 3,248 | 2,191 | 813 | 1,030 | 55 | 282 | 11 | 1,057 | 368 | 132 | 42 | 461 | 54 |
| Missaukee..... | 1,879 | 1,014 | 384 | 560 | 1 | 64 | 5 | 865 | 342 | 113 | 4 | 381 | 19 |
| Monroe..... | 7,339 | 4,452 | 1,823 | 1,772 | 16 | 806 | 30 | 2,937 | 1,273 | 353 | 104 | 1,126 | 81 |
| Montcalm..... | 8,052 | 4,737 | 1,739 | 2,259 | 45 | 659 | 25 | 3,315 | 1,233 | 385 | 79 | 1,423 | 135 |
| Montmorency..... | 673 | 341 | 201 | 101 | 11 | 26 | 2 | 332 | 126 | 34 | 5 | 94 | 73 |
| Muskegon..... | 8,315 | 2,272 | 985 | 866 | 49 | 336 | 36 | 6,043 | 2,129 | 819 | 76 | 2,860 | 159 |
| Newaygo..... | 4,117 | 2,830 | 1,167 | 1,143 | 189 | 313 | 18 | 1,267 | 392 | 133 | 110 | 596 | 76 |
| Oakland..... | 10,867 | 4,921 | 2,153 | 1,496 | 39 | 1,202 | 31 | 5,946 | 2,149 | 938 | 36 | 2,598 | 235 |
| Oceana..... | 3,932 | 2,647 | 989 | 1,262 | 38 | 339 | 19 | 1,255 | 394 | 181 | 14 | 605 | 91 |
| Ogemaw..... | 1,573 | 847 | 389 | 344 | 32 | 73 | 9 | 726 | 246 | 92 | 33 | 296 | 59 |
| Ontonagon..... | 1,176 | 175 | 154 | 4 | 4 | 13 | 4 | 1,001 | 449 | 14 | 25 | 465 | 48 |
| Osceola..... | 3,890 | 2,187 | 862 | 1,060 | 34 | 245 | 6 | 1,703 | 604 | 197 | 4 | 774 | 84 |
| Oscoda..... | 273 | 122 | 57 | 2 | 2 | 37 | 3 | 52 | 15 | 1 | 1 | 28 | 4 |
| Otsego..... | 1,299 | 579 | 282 | 236 | 4 | 55 | 2 | 720 | 174 | 79 | 19 | 409 | 39 |
| Ottawa..... | 8,654 | 4,465 | 1,686 | 2,139 | 34 | 587 | 19 | 4,189 | 1,554 | 821 | 59 | 1,635 | 120 |
| Presque Isle..... | 1,611 | 869 | 551 | 249 | 47 | 21 | 1 | 742 | 323 | 89 | 38 | 238 | 54 |
| Roscommon..... | 397 | 140 | 121 | 7 | 4 | 12 | 1 | 257 | 129 | 10 | 5 | 97 | 16 |
| Saginaw..... | 17,839 | 5,750 | 2,341 | 2,576 | 85 | 712 | 36 | 12,089 | 4,320 | 1,617 | 230 | 5,407 | 515 |
| St. Clair..... | 12,208 | 4,811 | 2,238 | 1,803 | 59 | 646 | 15 | 7,397 | 2,414 | 836 | 238 | 3,657 | 202 |
| St. Joseph..... | 6,396 | 2,649 | 1,223 | 748 | 12 | 660 | 6 | 3,747 | 1,623 | 562 | 37 | 1,442 | 83 |
| Sanilac..... | 7,596 | 5,710 | 2,020 | 2,800 | 44 | 815 | 31 | 1,836 | 729 | 306 | 42 | 701 | 108 |
| Schoolcraft..... | 1,421 | 311 | 158 | 70 | 57 | 24 | 2 | 1,110 | 294 | 28 | 162 | 626 | 60 |
| Shiawassee..... | 8,598 | 3,755 | 1,468 | 1,504 | 55 | 704 | 24 | 4,843 | 1,446 | 1,021 | 263 | 1,976 | 137 |

STATISTICS OF POPULATION.

TABLE 106.—PRIVATE FAMILIES OCCUPYING OWNED AND HIRED AND FREE AND ENCUMBERED HOMES, BY COUNTIES: 1900—Continued.

| COUNTIES. | Total private families. | FARM HOMES. | | | | | | OTHER HOMES. | | | | | |
|---------------------|-------------------------|-------------|--------|-------------|-----------|--------|-----------|--------------|--------|-------------|-----------|--------|-----------|
| | | Total. | Owned. | | | Hired. | Un-known. | Total. | Owned. | | | Hired. | Un-known. |
| | | | Free. | Encumbered. | Un-known. | | | | Free. | Encumbered. | Un-known. | | |
| Michigan—Continued. | | | | | | | | | | | | | |
| Tuscola..... | 8,419 | 5,436 | 2,087 | 2,415 | 97 | 819 | 18 | 2,963 | 1,167 | 410 | 127 | 1,150 | 129 |
| Van Buren..... | 8,508 | 4,776 | 2,022 | 1,877 | 30 | 834 | 13 | 3,732 | 1,527 | 441 | 18 | 1,669 | 77 |
| Washtenaw..... | 10,769 | 4,163 | 1,792 | 1,451 | 61 | 832 | 27 | 6,606 | 2,391 | 1,079 | 96 | 2,740 | 300 |
| Wayne..... | 73,316 | 5,095 | 2,220 | 1,387 | 69 | 1,381 | 38 | 68,221 | 15,112 | 10,629 | 1,074 | 38,994 | 2,412 |
| Wexford..... | 3,704 | 1,353 | 584 | 604 | 6 | 153 | 6 | 2,351 | 826 | 304 | 31 | 1,117 | 73 |
| Minnesota..... | | | | | | | | | | | | | |
| | 337,284 | 152,192 | 66,922 | 54,338 | 4,145 | 25,586 | 1,201 | 185,092 | 59,259 | 20,316 | 3,209 | 92,448 | 9,860 |
| Aitkin..... | 1,317 | 725 | 548 | 130 | 13 | 33 | 1 | 592 | 299 | 50 | ----- | 186 | 57 |
| Anoka..... | 2,278 | 1,315 | 529 | 416 | 115 | 228 | 27 | 963 | 422 | 70 | 21 | 412 | 38 |
| Becker..... | 2,796 | 1,955 | 1,004 | 787 | 32 | 128 | 4 | 841 | 351 | 102 | 12 | 334 | 42 |
| Beltrami..... | 2,371 | 1,655 | 1,486 | 16 | 97 | 36 | 20 | 916 | 584 | 14 | 26 | 223 | 69 |
| Benton..... | 1,827 | 1,251 | 566 | 562 | 12 | 107 | 4 | 576 | 278 | 49 | 9 | 212 | 28 |
| Bigstone..... | 1,596 | 993 | 296 | 488 | 9 | 197 | 3 | 603 | 224 | 74 | 10 | 270 | 25 |
| Blue Earth..... | 6,724 | 3,171 | 1,526 | 926 | 47 | 649 | 23 | 3,553 | 1,449 | 476 | 26 | 1,419 | 183 |
| Brown..... | 3,819 | 1,785 | 943 | 408 | 23 | 402 | 9 | 2,084 | 1,164 | 205 | 13 | 695 | 57 |
| Carlton..... | 1,869 | 596 | 399 | 154 | 9 | 33 | 1 | 1,273 | 587 | 147 | 20 | 446 | 78 |
| Carver..... | 3,238 | 1,937 | 1,171 | 552 | 12 | 246 | 6 | 1,301 | 676 | 143 | 16 | 418 | 48 |
| Cass..... | 1,778 | 723 | 472 | 106 | 80 | 54 | 11 | 1,055 | 715 | 21 | 37 | 208 | 74 |
| Chippewa..... | 2,238 | 1,533 | 391 | 799 | 39 | 232 | 22 | 755 | 309 | 119 | 9 | 287 | 31 |
| Chisago..... | 2,711 | 1,916 | 1,107 | 650 | 7 | 147 | 5 | 795 | 375 | 87 | 27 | 252 | 54 |
| Clay..... | 3,274 | 1,871 | 698 | 867 | 23 | 272 | 11 | 1,403 | 539 | 180 | 16 | 578 | 90 |
| Cook..... | 166 | 85 | 16 | 2 | 17 | ----- | ----- | 131 | 52 | ----- | 30 | 22 | 27 |
| Cottonwood..... | 2,210 | 1,487 | 379 | 730 | 57 | 305 | 16 | 723 | 254 | 136 | 42 | 224 | 37 |
| Crow Wing..... | 2,839 | 1,222 | 895 | 195 | 11 | 106 | 15 | 1,667 | 652 | 138 | 10 | 779 | 88 |
| Dakota..... | 4,194 | 2,084 | 927 | 519 | 69 | 564 | 5 | 2,110 | 1,010 | 231 | 25 | 750 | 94 |
| Dodge..... | 2,747 | 1,684 | 738 | 440 | 25 | 459 | 22 | 1,063 | 508 | 94 | 14 | 372 | 75 |
| Douglas..... | 3,512 | 2,409 | 976 | 1,126 | 28 | 261 | 18 | 1,103 | 389 | 134 | 71 | 405 | 54 |
| Faribault..... | 4,222 | 2,294 | 860 | 783 | 80 | 545 | 26 | 1,928 | 642 | 298 | 227 | 688 | 78 |
| Fillmore..... | 5,981 | 3,532 | 1,658 | 853 | 188 | 755 | 78 | 2,449 | 1,199 | 192 | 95 | 778 | 135 |
| Freeborn..... | 4,234 | 2,618 | 1,047 | 933 | 47 | 576 | 15 | 1,616 | 582 | 230 | 58 | 600 | 96 |
| Goodhue..... | 6,228 | 3,162 | 1,575 | 819 | 45 | 710 | 13 | 3,066 | 1,298 | 354 | 43 | 1,224 | 147 |
| Grant..... | 1,641 | 1,212 | 622 | 622 | 36 | 202 | 12 | 429 | 124 | 31 | 55 | 164 | 55 |
| Hennepin..... | 46,699 | 3,730 | 1,773 | 842 | 202 | 867 | 46 | 42,969 | 6,680 | 5,052 | 311 | 29,105 | 1,821 |
| Houston..... | 3,039 | 2,097 | 1,068 | 562 | 107 | 338 | 22 | 942 | 427 | 79 | 56 | 325 | 55 |
| Hubbard..... | 1,344 | 631 | 471 | 113 | 1 | 36 | 10 | 713 | 364 | 67 | 16 | 229 | 37 |
| Isanti..... | 2,240 | 1,977 | 1,185 | 613 | 20 | 148 | 11 | 263 | 94 | 25 | 23 | 79 | 42 |
| Itasca..... | 917 | 264 | 155 | 7 | 63 | 19 | 20 | 658 | 392 | 23 | 11 | 174 | 53 |
| Jackson..... | 2,764 | 1,396 | 480 | 867 | 27 | 503 | 19 | 868 | 313 | 134 | 56 | 307 | 58 |
| Kanabec..... | 918 | 710 | 411 | 262 | 10 | 20 | 7 | 208 | 69 | 37 | 7 | 69 | 26 |
| Kandiyohi..... | 3,414 | 2,255 | 768 | 1,050 | 35 | 337 | 15 | 1,159 | 332 | 206 | 34 | 440 | 97 |
| Kittson..... | 1,540 | 1,135 | 516 | 392 | 175 | 89 | 13 | 355 | 153 | 46 | 10 | 123 | 23 |
| Lac qui Parle..... | 2,554 | 1,371 | 542 | 834 | 57 | 427 | 11 | 683 | 269 | 110 | 11 | 241 | 52 |
| Lake..... | 705 | 14 | 2 | 2 | 6 | ----- | 4 | 691 | 255 | 80 | 11 | 280 | 65 |
| Lesueur..... | 4,081 | 2,406 | 1,292 | 643 | 145 | 314 | 12 | 1,675 | 842 | 160 | 24 | 584 | 65 |
| Lincoln..... | 1,626 | 1,282 | 342 | 724 | 22 | 191 | 3 | 344 | 123 | 60 | 23 | 97 | 35 |
| Lyon..... | 2,335 | 1,544 | 945 | 700 | 83 | 393 | 18 | 1,291 | 430 | 295 | 16 | 460 | 150 |
| McLeod..... | 3,828 | 2,302 | 1,199 | 772 | 19 | 303 | 8 | 1,526 | 745 | 217 | 27 | 471 | 66 |
| Marshall..... | 3,048 | 2,444 | 1,237 | 783 | 197 | 200 | 27 | 604 | 263 | 71 | 11 | 214 | 45 |
| Martin..... | 3,254 | 2,091 | 488 | 969 | 29 | 533 | 22 | 1,163 | 402 | 204 | 56 | 422 | 79 |
| Meeker..... | 3,508 | 2,507 | 904 | 1,180 | 44 | 361 | 18 | 1,001 | 496 | 104 | 26 | 340 | 35 |
| Millelacs..... | 1,650 | 991 | 452 | 452 | 13 | 65 | 9 | 659 | 262 | 66 | 37 | 241 | 51 |
| Morrison..... | 4,232 | 2,405 | 1,085 | 984 | 121 | 204 | 11 | 1,827 | 728 | 137 | 27 | 314 | 73 |
| Mower..... | 4,464 | 2,421 | 1,043 | 753 | 39 | 573 | 13 | 2,043 | 957 | 330 | 14 | 658 | 84 |
| Murray..... | 2,168 | 1,602 | 387 | 742 | 20 | 443 | 10 | 566 | 208 | 88 | 6 | 219 | 45 |
| Nicollet..... | 2,657 | 1,482 | 770 | 334 | 21 | 347 | 10 | 1,175 | 533 | 148 | 34 | 397 | 63 |
| Nobles..... | 2,772 | 1,679 | 338 | 758 | 17 | 558 | 8 | 1,093 | 404 | 199 | 11 | 424 | 55 |
| Norman..... | 2,706 | 1,936 | 744 | 895 | 49 | 234 | 14 | 770 | 365 | 68 | 13 | 278 | 46 |
| Olmsted..... | 4,612 | 2,553 | 998 | 819 | 96 | 619 | 21 | 2,059 | 912 | 308 | 34 | 711 | 94 |
| Ottertail..... | 3,435 | 6,107 | 2,625 | 2,666 | 117 | 634 | 65 | 2,328 | 875 | 306 | 60 | 837 | 200 |
| Pine..... | 2,267 | 1,415 | 771 | 554 | 23 | 61 | 6 | 852 | 332 | 52 | 15 | 356 | 47 |
| Pipestone..... | 1,794 | 1,019 | 244 | 349 | 6 | 399 | 21 | 775 | 302 | 72 | 20 | 246 | 135 |
| Polk..... | 6,418 | 4,171 | 1,892 | 1,950 | 53 | 441 | 35 | 2,247 | 787 | 214 | 103 | 875 | 263 |
| Pope..... | 2,332 | 1,764 | 668 | 824 | 20 | 236 | 16 | 568 | 247 | 56 | 11 | 223 | 31 |
| Ramsey..... | 31,533 | 872 | 284 | 129 | 140 | 308 | 11 | 30,661 | 5,657 | 2,832 | 262 | 20,526 | 1,334 |
| Red Lake..... | 2,263 | 1,341 | 608 | 455 | 134 | 137 | 7 | 922 | 462 | 103 | 13 | 298 | 46 |
| Redwood..... | 3,266 | 2,137 | 620 | 1,030 | 57 | 463 | 17 | 1,079 | 360 | 78 | 133 | 367 | 86 |
| Renville..... | 4,297 | 3,021 | 1,044 | 1,188 | 123 | 647 | 19 | 1,276 | 597 | 132 | 41 | 451 | 55 |
| Rice..... | 5,203 | 2,591 | 1,211 | 955 | 40 | 374 | 11 | 2,612 | 1,194 | 248 | 33 | 1,033 | 104 |
| Rock..... | 1,310 | 1,094 | 155 | 367 | 10 | 557 | 5 | 716 | 307 | 98 | 2 | 235 | 24 |
| Roseau..... | 1,622 | 1,475 | 1,351 | 62 | 24 | 15 | 23 | 147 | 72 | 2 | 3 | 32 | 38 |
| St. Louis..... | 13,915 | 693 | 498 | 119 | 15 | 53 | 8 | 13,222 | 3,950 | 1,102 | 166 | 7,098 | 906 |
| Scott..... | 2,855 | 1,633 | 852 | 402 | 102 | 267 | 10 | 1,252 | 632 | 33 | 29 | 399 | 59 |
| Sherburne..... | 1,434 | 1,042 | 494 | 359 | 22 | 156 | 11 | 392 | 161 | 45 | 4 | 140 | 42 |
| Sibley..... | 3,141 | 2,143 | 1,145 | 645 | 12 | 326 | 15 | 998 | 469 | 91 | 49 | 328 | 61 |
| Stearns..... | 8,131 | 4,455 | 2,209 | 1,411 | 58 | 757 | 20 | 3,676 | 1,545 | 351 | 52 | 1,525 | 203 |
| Steele..... | 3,250 | 1,761 | 794 | 629 | 9 | 319 | 10 | 1,489 | 627 | 240 | 19 | 521 | 82 |
| Stevens..... | 1,519 | 1,074 | 320 | 569 | 19 | 152 | 14 | 445 | 151 | 51 | 11 | 174 | 58 |
| Swift..... | 2,425 | 1,669 | 693 | 676 | 37 | 248 | 15 | 756 | 349 | 70 | 4 | 236 | 47 |
| Todd..... | 4,447 | 3,063 | 1,208 | 1,457 | 79 | 302 | 17 | 1,384 | 530 | 177 | 60 | 529 | 38 |
| Traverse..... | 1,394 | 1,002 | 320 | 441 | 15 | 219 | 7 | 392 | 176 | 40 | 3 | 140 | 33 |
| Wabasha..... | 3,935 | 1,898 | 796 | 661 | 35 | 393 | 13 | 2,037 | 1,046 | 208 | 13 | 666 | 104 |
| Wadena..... | 1,629 | 995 | 488 | 395 | 9 | 97 | 6 | 634 | 277 | 88 | 8 | 244 | 17 |

PROPRIETORSHIP OF HOMES.

TABLE 106.—PRIVATE FAMILIES OCCUPYING OWNED AND HIRED AND FREE AND ENCUMBERED HOMES, BY COUNTIES: 1900—Continued.

| COUNTIES. | Total private families. | FARM HOMES. | | | | | | OTHER HOMES. | | | | | |
|--|-------------------------|-------------|--------|-------------|-----------|---------|-----------|--------------|--------|-------------|-----------|--------|-----------|
| | | Total. | Owned. | | | Hired. | Un-known. | Total. | Owned. | | | Hired. | Un-known. |
| | | | Free. | Encumbered. | Un-known. | | | | Free. | Encumbered. | Un-known. | | |
| Minnesota—Continued. | | | | | | | | | | | | | |
| Waseca..... | 2,886 | 1,640 | 801 | 519 | 8 | 310 | 2 | 1,246 | 617 | 109 | 33 | 413 | 74 |
| Washington..... | 5,140 | 1,833 | 908 | 573 | 63 | 281 | 8 | 3,307 | 1,479 | 269 | 41 | 1,421 | 97 |
| Watonwan..... | 2,169 | 1,254 | 389 | 489 | 56 | 301 | 9 | 915 | 288 | 170 | 13 | 359 | 85 |
| Wilkin..... | 1,486 | 1,044 | 360 | 427 | 14 | 231 | 12 | 442 | 151 | 73 | 15 | 152 | 51 |
| Winona..... | 7,997 | 2,292 | 1,114 | 651 | 30 | 486 | 11 | 5,105 | 2,125 | 670 | 32 | 2,099 | 179 |
| Wright..... | 5,739 | 3,946 | 1,822 | 1,548 | 60 | 509 | 7 | 1,793 | 875 | 205 | 55 | 554 | 104 |
| Yellow Medicine..... | 2,599 | 1,841 | 584 | 908 | 11 | 331 | 12 | 758 | 370 | 56 | 21 | 255 | 56 |
| White Earth reservation ¹ | 788 | 867 | 302 | | | 57 | 8 | 421 | 369 | | 3 | 18 | 31 |
| Mississippi..... | 316,114 | 220,907 | 55,400 | 20,606 | 3,907 | 139,283 | 1,711 | 95,207 | 17,759 | 2,911 | 2,062 | 55,354 | 17,121 |
| Adams..... | 6,874 | 2,607 | 205 | 79 | 20 | 2,289 | 14 | 4,267 | 608 | 104 | 27 | 3,250 | 283 |
| Alcorn..... | 2,869 | 1,914 | 709 | 205 | 91 | 899 | 10 | 955 | 274 | 18 | 6 | 536 | 121 |
| Amite..... | 4,011 | 3,175 | 930 | 378 | 20 | 1,835 | 12 | 836 | 94 | 14 | 22 | 563 | 143 |
| Attala..... | 4,974 | 4,111 | 1,272 | 804 | 50 | 1,970 | 15 | 863 | 239 | 59 | 5 | 484 | 126 |
| Benton..... | 1,922 | 1,778 | 524 | 147 | 25 | 1,071 | 11 | 144 | 13 | 4 | 16 | 84 | 27 |
| Bolivar..... | 8,753 | 6,033 | 347 | 487 | 125 | 4,968 | 106 | 2,720 | 207 | 56 | 31 | 1,450 | 976 |
| Calhoun..... | 3,110 | 2,899 | 1,139 | 437 | 21 | 1,292 | 10 | 211 | 52 | 6 | 9 | 114 | 30 |
| Carroll..... | 4,385 | 3,633 | 559 | 27 | 2,411 | 66 | 752 | 170 | 26 | 5 | 5 | 386 | 165 |
| Chickasaw..... | 3,827 | 2,761 | 679 | 146 | 136 | 1,770 | 30 | 1,066 | 272 | 25 | 7 | 377 | 385 |
| Choctaw..... | 2,400 | 2,075 | 1,090 | 234 | 14 | 733 | 4 | 325 | 85 | 7 | 13 | 194 | 26 |
| Claiborne..... | 4,371 | 3,102 | 250 | 261 | 61 | 2,525 | 5 | 1,269 | 107 | 64 | 27 | 837 | 234 |
| Clarke..... | 3,264 | 2,257 | 1,033 | 279 | 31 | 898 | 16 | 1,007 | 147 | 26 | 53 | 687 | 94 |
| Clay..... | 4,150 | 2,847 | 588 | 202 | 53 | 1,981 | 23 | 1,303 | 298 | 83 | 29 | 658 | 235 |
| Coahoma..... | 6,519 | 4,538 | 282 | 98 | 31 | 4,033 | 44 | 1,981 | 238 | 21 | 15 | 1,348 | 359 |
| Copiah..... | 6,809 | 4,637 | 795 | 664 | 317 | 2,848 | 13 | 2,172 | 145 | 57 | 197 | 1,331 | 442 |
| Covington..... | 2,261 | 1,860 | 1,248 | 192 | 4 | 415 | 6 | 401 | 55 | 2 | 15 | 246 | 83 |
| De Soto..... | 5,111 | 3,926 | 618 | 217 | 31 | 3,032 | 8 | 1,185 | 146 | 14 | 14 | 625 | 336 |
| Franklin..... | 2,605 | 1,955 | 515 | 276 | 146 | 1,003 | 15 | 650 | 67 | 6 | 11 | 383 | 153 |
| Greene..... | 1,180 | 765 | 671 | 16 | 10 | 35 | 13 | 415 | 100 | 12 | 12 | 111 | 132 |
| Grenada..... | 2,912 | 1,916 | 393 | 125 | 24 | 1,305 | 9 | 996 | 165 | 41 | 18 | 473 | 299 |
| Hancock..... | 2,251 | 491 | 429 | 10 | 6 | 35 | 11 | 1,760 | 847 | 54 | 22 | 711 | 126 |
| Harrison..... | 4,128 | 700 | 626 | 13 | 3 | 57 | 1 | 3,428 | 1,858 | 105 | 57 | 1,647 | 261 |
| Hinds..... | 10,653 | 6,737 | 790 | 402 | 117 | 5,372 | 56 | 3,921 | 831 | 223 | 48 | 2,230 | 589 |
| Holmes..... | 7,519 | 5,643 | 628 | 487 | 53 | 4,458 | 17 | 1,876 | 283 | 80 | 38 | 1,192 | 283 |
| Issaquena..... | 2,657 | 1,855 | 87 | 44 | 17 | 1,699 | 8 | 802 | 24 | 1 | 4 | 591 | 182 |
| Itawamba..... | 2,458 | 2,215 | 1,077 | 215 | 142 | 759 | 22 | 243 | 44 | | 18 | 86 | 95 |
| Jackson..... | 3,339 | 3,525 | 442 | 15 | 29 | 36 | 3 | 2,314 | 1,237 | 46 | 114 | 1,264 | 153 |
| Jasper..... | 2,702 | 2,233 | 953 | 417 | 36 | 832 | 15 | 449 | 54 | 5 | 12 | 265 | 113 |
| Jefferson..... | 4,511 | 3,425 | 308 | 211 | 68 | 2,826 | 12 | 1,186 | 77 | 6 | 43 | 705 | 355 |
| Jones..... | 3,212 | 1,094 | 147 | 109 | 10 | 316 | 3 | 1,637 | 298 | 70 | 23 | 1,173 | 78 |
| Kemper..... | 3,983 | 3,266 | 1,106 | 461 | 34 | 1,630 | 35 | 717 | 61 | 6 | 5 | 384 | 261 |
| Lafayette..... | 4,336 | 3,599 | 961 | 432 | 31 | 2,163 | 12 | 737 | 215 | 32 | 24 | 405 | 371 |
| Lauderdale..... | 7,705 | 3,441 | 1,319 | 505 | 39 | 1,573 | 5 | 4,234 | 776 | 279 | 51 | 2,556 | 602 |
| Lawrence..... | 2,613 | 2,385 | 956 | 464 | 40 | 922 | 3 | 223 | 12 | 3 | 15 | 142 | 56 |
| Leake..... | 3,256 | 2,759 | 1,223 | 547 | 93 | 875 | 21 | 497 | 30 | 8 | 12 | 190 | 257 |
| Lee..... | 4,282 | 3,308 | 923 | 252 | 40 | 2,079 | 14 | 974 | 302 | 37 | 14 | 577 | 44 |
| Leflore..... | 5,571 | 4,243 | 101 | 107 | 107 | 3,864 | 64 | 1,328 | 175 | 43 | 21 | 848 | 241 |
| Lincoln..... | 4,054 | 2,515 | 953 | 496 | 34 | 1,022 | 10 | 1,539 | 290 | 42 | 21 | 988 | 198 |
| Lowndes..... | 6,354 | 3,580 | 515 | 192 | 50 | 2,733 | 40 | 2,774 | 506 | 73 | 13 | 1,428 | 754 |
| Madison..... | 6,642 | 4,868 | 509 | 410 | 38 | 3,896 | 15 | 1,774 | 240 | 29 | 11 | 1,021 | 473 |
| Marion..... | 2,328 | 1,782 | 1,172 | 205 | 37 | 351 | 17 | 546 | 132 | 3 | 32 | 268 | 111 |
| Marshall..... | 5,106 | 4,278 | 964 | 224 | 31 | 3,045 | 14 | 828 | 219 | 28 | 3 | 496 | 82 |
| Monroe..... | 6,568 | 4,859 | 948 | 430 | 141 | 3,327 | 13 | 1,709 | 280 | 17 | 134 | 1,067 | 211 |
| Montgomery..... | 3,105 | 2,283 | 785 | 325 | 87 | 1,127 | 9 | 822 | 159 | 56 | 11 | 483 | 113 |
| Neshoba..... | 2,324 | 2,145 | 1,199 | 333 | 51 | 501 | 11 | 179 | 6 | 4 | 7 | 76 | 86 |
| Newton..... | 3,655 | 3,017 | 1,289 | 508 | 69 | 1,148 | 13 | 638 | 108 | 16 | 20 | 392 | 102 |
| Noxubee..... | 6,516 | 4,771 | 503 | 261 | 55 | 3,897 | 45 | 1,745 | 264 | 44 | 17 | 743 | 677 |
| Oktibbeha..... | 4,176 | 3,086 | 685 | 364 | 46 | 1,974 | 17 | 1,090 | 208 | 42 | 20 | 493 | 327 |
| Panola..... | 5,728 | 4,819 | 751 | 380 | 34 | 3,618 | 36 | 909 | 221 | 19 | 15 | 342 | 312 |
| Pearl River..... | 1,186 | 492 | 404 | 11 | 1 | 74 | 2 | 694 | 99 | 13 | | 541 | 41 |
| Perry..... | 2,719 | 1,155 | 915 | 29 | 6 | 193 | 12 | 1,564 | 422 | 31 | 55 | 898 | 163 |
| Pike..... | 5,181 | 2,534 | 1,187 | 278 | 123 | 938 | 8 | 2,647 | 794 | 99 | 26 | 1,554 | 174 |
| Pontotoc..... | 3,575 | 3,175 | 1,102 | 379 | 39 | 1,643 | 12 | 400 | 107 | 11 | 11 | 209 | 62 |
| Prentiss..... | 2,971 | 2,473 | 867 | 251 | 26 | 1,310 | 19 | 498 | 120 | 24 | 20 | 276 | 58 |
| Quitman..... | 1,174 | 996 | 59 | 92 | 3 | 807 | 35 | 178 | 14 | 5 | | 151 | 8 |
| Rankin..... | 4,034 | 3,405 | 1,119 | 473 | 53 | 1,741 | 19 | 629 | 112 | 16 | 10 | 312 | 179 |
| Scott..... | 2,684 | 2,118 | 1,015 | 284 | 23 | 773 | 23 | 566 | 109 | 5 | 12 | 281 | 159 |
| Sharkey..... | 2,809 | 2,110 | 95 | 52 | 27 | 1,899 | 47 | 699 | 49 | 3 | 8 | 328 | 311 |
| Simpson..... | 2,320 | 2,078 | 1,088 | 257 | 22 | 696 | 15 | 242 | 27 | 13 | 14 | 132 | 56 |
| Smith..... | 2,307 | 2,185 | 1,399 | 246 | 15 | 520 | 5 | 122 | 12 | | 9 | 49 | 52 |
| Sunflower..... | 3,752 | 2,639 | 144 | 185 | 68 | 2,239 | 3 | 1,113 | 71 | 29 | 18 | 744 | 251 |
| Tallahatchie..... | 4,015 | 3,492 | 389 | 179 | 122 | 2,779 | 23 | 523 | 52 | 10 | 17 | 318 | 126 |
| Tate..... | 4,028 | 3,471 | 496 | 213 | 28 | 2,700 | 34 | 557 | 186 | 13 | 4 | 305 | 49 |
| Tippah..... | 2,444 | 2,171 | 887 | 298 | 19 | 956 | 11 | 273 | 85 | 10 | 5 | 124 | 49 |
| Tishomingo..... | 1,997 | 1,578 | 919 | 137 | 25 | 484 | 13 | 419 | 97 | 12 | 10 | 182 | 118 |
| Tunica..... | 3,929 | 2,916 | 161 | 99 | 32 | 2,550 | 74 | 1,013 | 132 | 15 | 12 | 421 | 433 |
| Union..... | 3,155 | 2,750 | 906 | 283 | 41 | 1,464 | 56 | 405 | 122 | 14 | 10 | 215 | 44 |
| Warren..... | 9,824 | 4,146 | 417 | 70 | 54 | 3,575 | 30 | 5,678 | 746 | 133 | 210 | 3,312 | 777 |
| Washington..... | 12,692 | 7,119 | 156 | 154 | 63 | 6,633 | 63 | 5,573 | 600 | 147 | 47 | 4,036 | 743 |
| Wayne..... | 2,314 | 1,758 | 965 | 142 | 112 | 537 | 2 | 556 | 109 | 11 | 15 | 359 | 62 |

¹ Indian reservation.

STATISTICS OF POPULATION.

TABLE 106.—PRIVATE FAMILIES OCCUPYING OWNED AND HIRED AND FREE AND ENCUMBERED HOMES, BY COUNTIES: 1900—Continued.

| COUNTIES. | Total private families. | FARM HOMES. | | | | | OTHER HOMES. | | | | | | |
|------------------------|-------------------------|-------------|---------|-------------|-----------|--------|--------------|---------|--------|-------------|-----------|---------|-----------|
| | | Total. | Owned. | | | Hired. | Un-known. | Total. | Owned. | | | Hired. | Un-known. |
| | | | Free. | Encumbered. | Un-known. | | | | Free. | Encumbered. | Un-known. | | |
| Mississippi—Continued. | | | | | | | | | | | | | |
| Webster | 2,486 | 2,150 | 1,060 | 233 | 81 | 824 | 2 | 336 | 76 | 10 | 30 | 201 | 19 |
| Wilkinson | 4,495 | 3,053 | 439 | 206 | 33 | 2,343 | 32 | 1,442 | 85 | 14 | 94 | 571 | 678 |
| Winston | 2,598 | 2,338 | 939 | 608 | 24 | 814 | 3 | 210 | 21 | 5 | 6 | 111 | 57 |
| Yalobusha | 3,913 | 2,615 | 603 | 315 | 40 | 1,648 | 9 | 1,298 | 437 | 38 | 33 | 727 | 63 |
| Yazoo | 9,368 | 6,728 | 570 | 419 | 102 | 5,455 | 182 | 2,640 | 331 | 226 | 29 | 1,352 | 702 |
| Missouri | 646,872 | 282,629 | 109,665 | 80,662 | 4,166 | 86,493 | 1,703 | 364,243 | 83,564 | 38,080 | 6,107 | 221,059 | 15,493 |
| Adair | 4,679 | 2,649 | 849 | 1,014 | 17 | 762 | 7 | 2,030 | 551 | 303 | 50 | 1,004 | 122 |
| Andrew | 3,760 | 2,512 | 866 | 855 | 15 | 762 | 14 | 1,248 | 450 | 221 | 17 | 528 | 32 |
| Atchison | 3,370 | 2,047 | 547 | 660 | 19 | 802 | 19 | 1,323 | 385 | 199 | 18 | 616 | 105 |
| Audrain | 4,650 | 2,758 | 785 | 1,087 | 40 | 876 | 20 | 1,892 | 568 | 302 | 33 | 839 | 100 |
| Barry | 5,218 | 3,703 | 1,636 | 955 | 49 | 1,033 | 30 | 1,515 | 458 | 177 | 41 | 784 | 105 |
| Barton | 4,006 | 2,465 | 717 | 733 | 16 | 989 | 10 | 1,541 | 436 | 261 | 15 | 756 | 73 |
| Bates | 6,656 | 3,886 | 1,028 | 1,303 | 10 | 1,529 | 16 | 2,770 | 962 | 450 | 57 | 1,207 | 94 |
| Benton | 3,382 | 2,601 | 1,349 | 610 | 24 | 604 | 14 | 781 | 273 | 95 | 30 | 819 | 59 |
| Bollinger | 2,849 | 2,281 | 1,287 | 492 | 13 | 479 | 10 | 568 | 139 | 40 | 25 | 320 | 44 |
| Boone | 6,221 | 3,468 | 1,402 | 1,145 | 21 | 864 | 36 | 2,763 | 762 | 308 | 61 | 1,462 | 160 |
| Buchanan | 20,274 | 2,576 | 1,022 | 451 | 31 | 1,038 | 34 | 17,698 | 3,272 | 1,532 | 257 | 11,599 | 1,038 |
| Butler | 3,416 | 1,584 | 656 | 279 | 12 | 626 | 11 | 1,832 | 321 | 174 | 48 | 1,196 | 93 |
| Caldwell | 3,735 | 2,272 | 855 | 724 | 32 | 844 | 17 | 1,463 | 597 | 196 | 22 | 562 | 86 |
| Callaway | 5,155 | 3,530 | 1,498 | 1,153 | 35 | 831 | 13 | 1,625 | 434 | 177 | 42 | 882 | 90 |
| Camden | 2,587 | 2,073 | 1,090 | 335 | 15 | 615 | 18 | 514 | 93 | 11 | 30 | 333 | 47 |
| Cape Girardeau | 4,899 | 2,685 | 1,200 | 729 | 56 | 603 | 47 | 2,264 | 708 | 198 | 61 | 1,163 | 134 |
| Carroll | 5,633 | 3,572 | 1,011 | 1,362 | 27 | 1,165 | 7 | 2,111 | 827 | 237 | 22 | 907 | 68 |
| Carter | 1,235 | 555 | 283 | 81 | 5 | 182 | 4 | 730 | 146 | 19 | 23 | 514 | 28 |
| Cass | 5,297 | 3,171 | 986 | 987 | 21 | 1,164 | 13 | 2,126 | 867 | 266 | 79 | 833 | 31 |
| Cedar | 3,675 | 2,796 | 1,005 | 740 | 128 | 916 | 7 | 879 | 323 | 84 | 24 | 411 | 37 |
| Chariton | 5,490 | 3,766 | 1,190 | 1,351 | 39 | 1,247 | 9 | 1,724 | 542 | 251 | 38 | 803 | 85 |
| Christian | 3,455 | 2,695 | 1,244 | 761 | 28 | 645 | 17 | 760 | 194 | 99 | 20 | 422 | 25 |
| Clark | 3,548 | 2,449 | 849 | 747 | 35 | 797 | 21 | 1,099 | 543 | 91 | 20 | 392 | 53 |
| Clay | 4,254 | 2,133 | 747 | 668 | 35 | 725 | 18 | 2,061 | 598 | 197 | 29 | 1,117 | 120 |
| Clinton | 3,903 | 1,943 | 770 | 563 | 9 | 595 | 11 | 1,955 | 779 | 300 | 4 | 793 | 74 |
| Cole | 3,639 | 1,686 | 830 | 373 | 113 | 362 | 12 | 2,003 | 657 | 199 | 51 | 1,005 | 91 |
| Cooper | 4,665 | 2,653 | 978 | 994 | 35 | 644 | 8 | 2,012 | 565 | 275 | 51 | 1,029 | 92 |
| Crawford | 2,568 | 1,924 | 898 | 462 | 20 | 548 | 8 | 644 | 183 | 42 | 33 | 340 | 46 |
| Dade | 3,800 | 2,636 | 866 | 738 | 47 | 1,023 | 7 | 1,114 | 377 | 157 | 58 | 478 | 44 |
| Dallas | 2,808 | 2,406 | 1,265 | 443 | 37 | 635 | 26 | 402 | 87 | 27 | 19 | 171 | 98 |
| Daviess | 4,697 | 3,167 | 976 | 1,179 | 16 | 989 | 7 | 1,530 | 555 | 226 | 19 | 681 | 49 |
| Dekalb | 3,232 | 2,306 | 638 | 866 | 11 | 735 | 6 | 926 | 372 | 144 | 14 | 359 | 37 |
| Dent | 2,511 | 1,793 | 877 | 377 | 8 | 500 | 31 | 713 | 137 | 55 | 24 | 438 | 64 |
| Douglas | 3,175 | 2,784 | 1,733 | 389 | 15 | 679 | 21 | 391 | 25 | 4 | 70 | 173 | 119 |
| Dunklin | 4,307 | 2,547 | 563 | 205 | 107 | 1,645 | 27 | 1,760 | 335 | 157 | 61 | 969 | 238 |
| Franklin | 6,069 | 3,836 | 1,735 | 1,190 | 12 | 961 | 8 | 2,233 | 739 | 183 | 31 | 1,139 | 91 |
| Gasconade | 2,434 | 1,778 | 917 | 582 | 12 | 280 | 7 | 656 | 234 | 79 | 22 | 281 | 40 |
| Gentry | 4,492 | 2,676 | 847 | 905 | 42 | 887 | 15 | 1,816 | 655 | 296 | 27 | 743 | 95 |
| Greene | 11,263 | 4,323 | 1,762 | 1,110 | 96 | 1,313 | 37 | 6,940 | 1,670 | 863 | 74 | 3,937 | 396 |
| Grundy | 4,083 | 2,213 | 777 | 736 | 22 | 661 | 17 | 1,870 | 588 | 308 | 13 | 920 | 41 |
| Harrison | 5,313 | 3,730 | 1,048 | 1,557 | 21 | 1,093 | 11 | 1,588 | 623 | 287 | 12 | 614 | 47 |
| Henry | 6,200 | 3,354 | 1,233 | 923 | 33 | 1,147 | 13 | 2,846 | 955 | 438 | 26 | 1,349 | 78 |
| Hickory | 2,031 | 1,720 | 811 | 409 | 25 | 472 | 3 | 811 | 127 | 41 | 7 | 114 | 22 |
| Holt | 3,731 | 2,204 | 652 | 704 | 33 | 809 | 6 | 1,527 | 510 | 213 | 9 | 728 | 67 |
| Howard | 3,847 | 1,999 | 748 | 676 | 29 | 542 | 4 | 1,848 | 461 | 207 | 24 | 1,055 | 71 |
| Howell | 4,429 | 3,092 | 1,697 | 656 | 19 | 715 | 5 | 1,837 | 426 | 121 | 16 | 738 | 36 |
| Iron | 1,686 | 843 | 443 | 239 | 5 | 197 | 7 | 843 | 273 | 44 | 25 | 442 | 59 |
| Jackson | 42,094 | 3,633 | 1,299 | 722 | 66 | 1,536 | 10 | 38,461 | 5,435 | 4,219 | 220 | 28,124 | 463 |
| Jasper | 17,994 | 3,047 | 980 | 716 | 50 | 1,282 | 19 | 14,947 | 6,239 | 1,569 | 365 | 6,067 | 707 |
| Jefferson | 5,199 | 2,639 | 1,203 | 715 | 31 | 672 | 18 | 2,560 | 628 | 292 | 34 | 1,427 | 179 |
| Johnson | 6,135 | 3,784 | 1,349 | 1,001 | 42 | 1,375 | 17 | 2,351 | 929 | 308 | 37 | 998 | 79 |
| Knox | 2,927 | 2,062 | 837 | 767 | 9 | 444 | 5 | 865 | 372 | 104 | 13 | 526 | 45 |
| Laclede | 3,338 | 2,631 | 1,116 | 657 | 93 | 753 | 12 | 707 | 214 | 93 | 25 | 311 | 59 |
| Lafayette | 6,413 | 3,003 | 1,073 | 835 | 35 | 1,007 | 8 | 3,405 | 1,230 | 336 | 31 | 1,672 | 76 |
| Lawrence | 6,630 | 3,346 | 1,252 | 951 | 45 | 1,035 | 13 | 3,284 | 1,306 | 322 | 46 | 1,397 | 213 |
| Lewis | 3,765 | 2,217 | 815 | 756 | 19 | 617 | 10 | 1,548 | 625 | 148 | 30 | 657 | 83 |
| Lincoln | 3,913 | 2,780 | 1,162 | 732 | 27 | 798 | 11 | 1,133 | 367 | 148 | 32 | 503 | 83 |
| Linn | 5,764 | 2,855 | 925 | 1,186 | 94 | 644 | 6 | 2,909 | 851 | 470 | 132 | 1,309 | 147 |
| Livingston | 4,937 | 2,690 | 836 | 1,008 | 37 | 794 | 15 | 2,247 | 810 | 345 | 37 | 958 | 97 |
| McDonald | 2,733 | 2,045 | 1,019 | 354 | 65 | 599 | 8 | 738 | 240 | 45 | 33 | 353 | 67 |
| Macon | 7,385 | 4,218 | 1,468 | 1,681 | 45 | 997 | 27 | 3,167 | 864 | 477 | 82 | 1,620 | 124 |
| Madison | 1,989 | 1,179 | 659 | 219 | 6 | 239 | 6 | 310 | 174 | 46 | 25 | 527 | 38 |
| Marion | 1,842 | 1,614 | 699 | 419 | 5 | 491 | 6 | 228 | 80 | 12 | 20 | 111 | 5 |
| Marion | 6,220 | 1,967 | 624 | 771 | 31 | 531 | 10 | 4,253 | 1,157 | 458 | 186 | 2,240 | 212 |
| Mercer | 3,143 | 2,437 | 803 | 960 | 11 | 647 | 16 | 706 | 202 | 119 | 40 | 306 | 39 |
| Miller | 2,999 | 2,287 | 979 | 680 | 23 | 537 | 18 | 712 | 195 | 61 | 45 | 373 | 38 |
| Mississippi | 2,449 | 1,189 | 220 | 196 | 23 | 729 | 21 | 1,260 | 246 | 101 | 18 | 751 | 144 |
| Moniteau | 3,322 | 2,076 | 804 | 758 | 13 | 499 | 2 | 1,246 | 448 | 233 | 31 | 433 | 46 |
| Monroe | 4,410 | 3,134 | 1,025 | 1,248 | 40 | 811 | 10 | 1,276 | 434 | 135 | 32 | 582 | 93 |
| Montgomery | 3,585 | 2,242 | 867 | 607 | 159 | 596 | 13 | 1,343 | 496 | 153 | 48 | 577 | 69 |
| Morgan | 2,506 | 2,010 | 854 | 516 | 127 | 500 | 13 | 496 | 111 | 73 | 18 | 251 | 43 |
| New Madrid | 2,213 | 1,090 | 124 | 119 | 40 | 787 | 20 | 1,123 | 166 | 82 | 37 | 609 | 229 |
| Newton | 5,549 | 3,072 | 1,111 | 733 | 31 | 1,155 | 22 | 2,477 | 956 | 237 | 180 | 827 | 257 |
| Nodaway | 7,130 | 4,429 | 1,140 | 1,769 | 47 | 1,427 | 46 | 2,701 | 1,005 | 467 | 80 | 994 | 155 |
| Oregon | 2,723 | 1,902 | 1,058 | 287 | 28 | 521 | 8 | 821 | 169 | 89 | 15 | 520 | 23 |

PROPRIETORSHIP OF HOMES.

TABLE 106.—PRIVATE FAMILIES OCCUPYING OWNED AND HIRED AND FREE AND ENCUMBERED HOMES, BY COUNTIES: 1900—Continued.

| COUNTIES. | Total private families. | FARM HOMES. | | | | | | OTHER HOMES. | | | | | |
|-------------------------------------|-------------------------|-------------|--------|-------------|-----------|--------|-----------|--------------|--------|-------------|-----------|--------|-----------|
| | | Total. | Owned. | | | Hired. | Un-known. | Total. | Owned. | | | Hired. | Un-known. |
| | | | Free. | Encumbered. | Un-known. | | | | Free. | Encumbered. | Un-known. | | |
| Missouri—Continued. | | | | | | | | | | | | | |
| Osage..... | 2,670 | 2,043 | 916 | 718 | 2 | 405 | 2 | 627 | 210 | 76 | 11 | 271 | 59 |
| Ozark..... | 2,267 | 2,020 | 1,377 | 151 | 29 | 450 | 13 | 247 | 37 | 1 | 49 | 136 | 24 |
| Pemiscot..... | 2,370 | 1,191 | 828 | 39 | 80 | 729 | 15 | 1,179 | 253 | 18 | 52 | 652 | 204 |
| Perry..... | 2,904 | 1,925 | 907 | 545 | 29 | 429 | 15 | 979 | 320 | 70 | 111 | 389 | 89 |
| Pettis..... | 7,128 | 2,887 | 1,063 | 845 | 25 | 949 | 5 | 4,241 | 1,187 | 706 | 30 | 2,142 | 176 |
| Phelps..... | 2,822 | 2,023 | 999 | 433 | 33 | 533 | 25 | 799 | 254 | 76 | 24 | 392 | 53 |
| Pike..... | 5,860 | 2,911 | 1,191 | 837 | 56 | 309 | 18 | 2,949 | 924 | 245 | 58 | 1,592 | 130 |
| Platte..... | 3,468 | 2,015 | 778 | 567 | 18 | 646 | 6 | 1,453 | 511 | 122 | 25 | 705 | 90 |
| Polk..... | 4,825 | 3,657 | 1,517 | 937 | 24 | 1,116 | 13 | 1,168 | 434 | 180 | 19 | 489 | 46 |
| Pulaski..... | 2,035 | 1,525 | 727 | 294 | 44 | 450 | 10 | 510 | 162 | 39 | 25 | 248 | 36 |
| Putnam..... | 3,445 | 2,561 | 693 | 1,231 | 18 | 599 | 20 | 884 | 185 | 191 | 29 | 431 | 48 |
| Ralls..... | 2,685 | 1,949 | 690 | 649 | 54 | 534 | 22 | 736 | 233 | 52 | 8 | 359 | 84 |
| Randolph..... | 5,574 | 2,437 | 1,007 | 799 | 32 | 574 | 25 | 3,137 | 876 | 421 | 122 | 1,568 | 150 |
| Ray..... | 5,276 | 3,226 | 1,108 | 1,054 | 17 | 1,032 | 15 | 2,050 | 573 | 229 | 30 | 1,104 | 124 |
| Reynolds..... | 1,185 | 1,185 | 606 | 165 | 7 | 388 | 19 | 321 | 37 | 9 | 2 | 1,129 | 143 |
| Ripley..... | 2,602 | 1,789 | 867 | 309 | 13 | 591 | 9 | 813 | 174 | 62 | 19 | 504 | 54 |
| St. Charles..... | 4,822 | 2,263 | 773 | 557 | 22 | 903 | 8 | 2,559 | 721 | 301 | 51 | 1,336 | 150 |
| St. Clair..... | 3,817 | 2,791 | 1,054 | 840 | 20 | 866 | 11 | 1,028 | 403 | 125 | 20 | 1,409 | 69 |
| St. Genevieve..... | 1,944 | 1,364 | 705 | 431 | 10 | 215 | 3 | 580 | 217 | 75 | 11 | 245 | 32 |
| St. Francois..... | 4,658 | 1,290 | 606 | 265 | 24 | 390 | 5 | 3,363 | 945 | 323 | 116 | 1,910 | 74 |
| St. Louis..... | 9,622 | 3,928 | 1,296 | 840 | 53 | 1,723 | 16 | 5,694 | 1,242 | 1,247 | 119 | 2,817 | 269 |
| St. Louis city..... | 121,123 | 744 | 212 | 152 | 20 | 356 | 4 | 120,379 | 15,835 | 9,547 | 988 | 90,627 | 3,332 |
| Saline..... | 7,020 | 3,624 | 1,071 | 1,170 | 51 | 1,312 | 20 | 3,396 | 1,119 | 452 | 49 | 1,561 | 215 |
| Schuyler..... | 2,341 | 1,614 | 550 | 677 | 2 | 379 | 6 | 727 | 290 | 106 | 12 | 239 | 20 |
| Scotland..... | 3,016 | 2,092 | 774 | 745 | 16 | 536 | 21 | 924 | 326 | 212 | 14 | 312 | 60 |
| Scott..... | 2,533 | 1,351 | 343 | 245 | 17 | 745 | 1 | 1,232 | 251 | 74 | 58 | 790 | 59 |
| Shannon..... | 2,169 | 1,354 | 711 | 202 | 21 | 393 | 27 | 815 | 180 | 27 | 15 | 474 | 119 |
| Shelby..... | 3,647 | 2,429 | 724 | 963 | 68 | 639 | 30 | 1,213 | 503 | 159 | 12 | 511 | 33 |
| Stoddard..... | 4,964 | 3,107 | 889 | 826 | 76 | 1,238 | 23 | 1,857 | 361 | 121 | 62 | 1,170 | 143 |
| Stone..... | 1,991 | 1,658 | 782 | 444 | 19 | 376 | 37 | 333 | 52 | 19 | 36 | 168 | 58 |
| Sullivan..... | 4,243 | 3,043 | 960 | 1,304 | 22 | 749 | 8 | 1,200 | 441 | 165 | 17 | 517 | 60 |
| Taney..... | 2,015 | 1,752 | 1,227 | 112 | 16 | 330 | 17 | 263 | 61 | 4 | 29 | 143 | 26 |
| Texas..... | 4,323 | 3,746 | 2,105 | 523 | 334 | 756 | 28 | 577 | 185 | 46 | 20 | 260 | 66 |
| Vernon..... | 6,697 | 3,918 | 1,230 | 1,216 | 32 | 1,423 | 17 | 2,779 | 930 | 403 | 25 | 1,236 | 135 |
| Warren..... | 1,941 | 1,347 | 632 | 375 | 14 | 323 | 1 | 594 | 223 | 34 | 22 | 282 | 33 |
| Washington..... | 2,802 | 1,791 | 724 | 281 | 51 | 723 | 12 | 1,011 | 171 | 33 | 57 | 661 | 89 |
| Wayne..... | 2,999 | 1,777 | 977 | 233 | 12 | 533 | 17 | 1,222 | 175 | 37 | 14 | 920 | 76 |
| Webster..... | 3,323 | 2,546 | 1,199 | 614 | 29 | 665 | 39 | 732 | 252 | 96 | 34 | 357 | 43 |
| Worth..... | 2,078 | 1,494 | 401 | 650 | 6 | 430 | 7 | 534 | 258 | 30 | 5 | 217 | 24 |
| Wright..... | 3,458 | 2,774 | 1,446 | 579 | 18 | 716 | 15 | 634 | 217 | 61 | 17 | 348 | 41 |
| Montana..... | 52,125 | 13,646 | 9,858 | 1,608 | 498 | 1,499 | 183 | 33,479 | 13,798 | 1,790 | 1,011 | 19,057 | 2,823 |
| Beaverhead..... | 1,387 | 486 | 366 | 53 | 10 | 52 | 5 | 901 | 265 | 23 | 7 | 553 | 53 |
| Broadwater..... | 653 | 220 | 141 | 44 | ----- | 35 | ----- | 433 | 207 | 22 | 21 | 166 | 17 |
| Carbon..... | 1,700 | 860 | 726 | 37 | 9 | 78 | 10 | 840 | 368 | 18 | 10 | 395 | 49 |
| Cascade..... | 4,606 | 1,140 | 769 | 146 | 122 | 92 | 11 | 3,466 | 1,210 | 175 | 24 | 1,729 | 323 |
| Choteau..... | 2,013 | 741 | 663 | 10 | 5 | 30 | 33 | 1,272 | 656 | 10 | 14 | 375 | 217 |
| Custer..... | 1,793 | 706 | 549 | 29 | 71 | 37 | 20 | 1,092 | 588 | 38 | 35 | 235 | 146 |
| Dawson..... | 590 | 234 | 218 | 2 | 1 | 13 | ----- | 356 | 159 | 19 | 5 | 154 | 19 |
| Deerlodge..... | 3,566 | 557 | 406 | 44 | 9 | 94 | 4 | 3,009 | 901 | 169 | 11 | 1,807 | 121 |
| Fergus..... | 1,532 | 709 | 495 | 126 | 16 | 65 | 7 | 823 | 242 | 23 | 47 | 361 | 145 |
| Flathead..... | 2,235 | 781 | 479 | 179 | 10 | 107 | 6 | 1,454 | 555 | 136 | 35 | 650 | 78 |
| Gallatin..... | 2,033 | 959 | 474 | 275 | 10 | 194 | 6 | 1,074 | 401 | 80 | 17 | 494 | 82 |
| Granite..... | 1,103 | 215 | 143 | 17 | 2 | 40 | 8 | 888 | 368 | 17 | 11 | 469 | 23 |
| Jefferson..... | 1,250 | 243 | 181 | 32 | ----- | 29 | 1 | 1,007 | 488 | 27 | 8 | 396 | 88 |
| Lewis and Clarke..... | 4,237 | 504 | 345 | 68 | 2 | 87 | 2 | 3,733 | 1,148 | 194 | 33 | 2,124 | 234 |
| Madison..... | 1,966 | 663 | 378 | 69 | 89 | 114 | 13 | 1,303 | 391 | 19 | 170 | 570 | 153 |
| Meagher..... | 765 | 190 | 149 | 29 | ----- | 12 | ----- | 575 | 151 | 11 | 17 | 320 | 76 |
| Missoula..... | 2,962 | 317 | 614 | 94 | 33 | 60 | 16 | 2,145 | 1,030 | 48 | 68 | 880 | 119 |
| Park..... | 1,704 | 627 | 380 | 63 | 10 | 70 | 4 | 1,177 | 398 | 49 | 18 | 662 | 50 |
| Ravalli..... | 1,629 | 877 | 534 | 157 | 4 | 127 | 5 | 752 | 318 | 19 | 25 | 324 | 66 |
| Silverbow..... | 9,303 | 188 | 119 | 16 | 19 | 31 | 3 | 9,120 | 2,321 | 581 | 361 | 5,433 | 374 |
| Sweet Grass..... | 655 | 398 | 325 | 13 | 14 | 33 | 8 | 257 | 89 | 12 | 8 | 122 | 26 |
| Teton..... | 1,035 | 329 | 232 | 16 | 47 | 38 | 1 | 706 | 432 | 11 | 43 | 113 | 57 |
| Valley..... | 1,345 | 326 | 310 | 1 | 7 | 7 | 1 | 1,019 | 645 | 77 | 12 | 209 | 146 |
| Yellowstone..... | 1,259 | 377 | 217 | 87 | 7 | 54 | 12 | 882 | 322 | 77 | 11 | 416 | 56 |
| Crow reservation ¹ | 794 | 599 | 590 | 1 | 1 | ----- | 7 | 195 | 95 | ----- | ----- | ----- | 100 |
| Nebraska..... | 217,990 | 116,721 | 33,976 | 32,411 | 2,977 | 41,467 | 890 | 101,269 | 32,157 | 11,831 | 2,353 | 49,244 | 5,634 |
| Adams..... | 3,957 | 1,824 | 502 | 550 | 34 | 730 | 3 | 2,133 | 777 | 273 | 11 | 983 | 79 |
| Antelope..... | 2,353 | 1,726 | 519 | 329 | 20 | 636 | 22 | 632 | 264 | 92 | 9 | 237 | 30 |
| Banner..... | 260 | 223 | 180 | 21 | ----- | 27 | ----- | 32 | 14 | 1 | 1 | 15 | 1 |
| Blaine..... | 152 | 124 | 86 | 17 | 1 | 13 | 2 | 28 | 4 | ----- | 2 | 20 | 2 |
| Boone..... | 2,404 | 1,596 | 374 | 331 | 54 | 630 | 7 | 803 | 206 | 130 | 137 | 305 | 30 |
| Boxbutte..... | 1,211 | 479 | 343 | 56 | 5 | 74 | 1 | 732 | 172 | 89 | 8 | 424 | 39 |
| Boyd..... | 1,533 | 1,336 | 346 | 52 | 245 | 131 | 12 | 252 | 89 | 7 | 52 | 85 | 19 |
| Brown..... | 774 | 437 | 270 | 73 | 5 | 130 | 9 | 237 | 129 | 23 | 2 | 112 | 21 |
| Buffalo..... | 4,326 | 2,344 | 719 | 654 | 39 | 902 | 30 | 1,932 | 563 | 213 | 50 | 1,052 | 99 |

¹ Indian reservation.

TABLE 106.—PRIVATE FAMILIES OCCUPYING OWNED AND HIRED AND FREE AND ENCUMBERED HOMES, BY COUNTIES: 1900—Continued.

| COUNTIES. | Total private families. | FARM HOMES. | | | | | | OTHER HOMES. | | | | | |
|---------------------|-------------------------|-------------|--------|-------------|-----------|--------|-----------|--------------|--------|-------------|-----------|--------|-----------|
| | | Total. | Owned. | | | Hired. | Un-known. | Total. | Owned. | | | Hired. | Un-known. |
| | | | Free. | Encumbered. | Un-known. | | | | Free. | Encumbered. | Un-known. | | |
| Nebraska—Continued. | | | | | | | | | | | | | |
| Burt..... | 2,610 | 1,569 | 405 | 441 | 24 | 680 | .19 | 1,041 | 487 | 150 | 10 | 336 | 58 |
| Butler..... | 3,274 | 2,049 | 554 | 668 | 72 | 741 | 14 | 1,225 | 489 | 130 | 65 | 445 | 96 |
| Cass..... | 4,477 | 2,215 | 566 | 530 | 196 | 904 | 19 | 2,262 | 716 | 214 | 289 | 888 | 155 |
| Cedar..... | 2,451 | 1,694 | 374 | 592 | 35 | 676 | 17 | 787 | 261 | 168 | 6 | 296 | 56 |
| Chase..... | 578 | 455 | 236 | 55 | 16 | 109 | 19 | 123 | 56 | 4 | 1 | 48 | 14 |
| Cherry..... | 1,433 | 1,080 | 742 | 100 | 56 | 185 | 47 | 853 | 107 | 36 | 4 | 126 | 80 |
| Cheyenne..... | 1,090 | 707 | 508 | 71 | 9 | 109 | 10 | 833 | 108 | 23 | 33 | 204 | 15 |
| Clay..... | 3,337 | 1,948 | 531 | 653 | 10 | 747 | 7 | 1,389 | 658 | 174 | 4 | 473 | 75 |
| Colfax..... | 2,259 | 1,372 | 472 | 490 | 32 | 366 | 12 | 887 | 455 | 77 | 8 | 304 | 43 |
| Cuming..... | 2,725 | 1,799 | 441 | 772 | 24 | 559 | 3 | 926 | 446 | 141 | 11 | 294 | 34 |
| Custer..... | 4,183 | 3,272 | 1,438 | 790 | 61 | 963 | 20 | 916 | 335 | 72 | 40 | 410 | 59 |
| Dakota..... | 1,257 | 740 | 245 | 214 | 22 | 256 | 3 | 517 | 211 | 52 | 12 | 223 | 19 |
| Dawes..... | 1,373 | 688 | 438 | 65 | 35 | 123 | 7 | 685 | 100 | 24 | 151 | 303 | 107 |
| Dawson..... | 2,586 | 1,747 | 619 | 452 | 16 | 645 | 15 | 839 | 340 | 137 | 5 | 299 | 58 |
| Deuel..... | 571 | 501 | 329 | 46 | 33 | 83 | 10 | 70 | 14 | 1 | 14 | 30 | 11 |
| Dixon..... | 2,132 | 1,348 | 364 | 513 | 10 | 453 | 8 | 784 | 353 | 127 | 10 | 266 | 28 |
| Dodge..... | 4,495 | 1,762 | 497 | 450 | 136 | 678 | 3 | 2,733 | 764 | 319 | 198 | 1,305 | 147 |
| Douglas..... | 26,985 | 1,851 | 533 | 390 | 21 | 903 | 4 | 25,134 | 4,273 | 2,855 | 125 | 16,611 | 1,265 |
| Dundy..... | 563 | 456 | 288 | 41 | 29 | 112 | 6 | 107 | 58 | 10 | 8 | 38 | 6 |
| Fillmore..... | 3,145 | 2,040 | 479 | 651 | 46 | 858 | 6 | 1,105 | 418 | 137 | 7 | 499 | 44 |
| Franklin..... | 1,910 | 1,363 | 495 | 398 | 10 | 453 | 7 | 547 | 233 | 84 | 14 | 194 | 22 |
| Frontier..... | 1,821 | 1,519 | 604 | 369 | 13 | 524 | 9 | 302 | 136 | 17 | 10 | 124 | 15 |
| Furnas..... | 2,679 | 1,763 | 605 | 477 | 22 | 649 | 10 | 916 | 416 | 126 | 5 | 322 | 47 |
| Gage..... | 6,418 | 3,185 | 785 | 879 | 40 | 1,437 | 44 | 3,233 | 1,155 | 391 | 28 | 1,526 | 133 |
| Garfield..... | 481 | 368 | 245 | 48 | 5 | 65 | 5 | 113 | 51 | 11 | 4 | 47 | 4 |
| Gosper..... | 1,100 | 956 | 322 | 281 | 7 | 340 | 6 | 144 | 61 | 16 | 4 | 48 | 15 |
| Grant..... | 1,702 | 1,078 | 85 | 5 | 3 | 12 | 2 | 65 | 19 | 7 | 8 | 36 | 3 |
| Greeley..... | 1,112 | 834 | 290 | 252 | 16 | 269 | 7 | 278 | 129 | 24 | 8 | 100 | 17 |
| Hall..... | 3,508 | 1,564 | 469 | 477 | 13 | 598 | 7 | 1,944 | 643 | 302 | 15 | 888 | 96 |
| Hamilton..... | 2,745 | 1,939 | 481 | 637 | 24 | 741 | 6 | 806 | 311 | 88 | 5 | 353 | 49 |
| Harlan..... | 1,974 | 1,348 | 394 | 407 | 5 | 540 | 2 | 626 | 233 | 106 | 8 | 254 | 25 |
| Hayes..... | 579 | 545 | 329 | 33 | 3 | 132 | 1 | 34 | 12 | 1 | 1 | 14 | 7 |
| Hitchcock..... | 987 | 723 | 369 | 132 | 6 | 221 | 3 | 259 | 118 | 23 | 8 | 101 | 9 |
| Holt..... | 2,510 | 1,853 | 1,034 | 291 | 54 | 412 | 17 | 652 | 313 | 23 | 19 | 257 | 40 |
| Hooker..... | 79 | 53 | 28 | 1 | 10 | 14 | 1 | 26 | 8 | 3 | 3 | 14 | 1 |
| Howard..... | 2,084 | 1,472 | 463 | 651 | 10 | 336 | 12 | 612 | 247 | 109 | 16 | 208 | 32 |
| Jefferson..... | 3,226 | 1,923 | 469 | 627 | 77 | 744 | 6 | 1,303 | 356 | 134 | 148 | 576 | 89 |
| Johnson..... | 2,411 | 1,453 | 352 | 412 | 76 | 603 | 10 | 958 | 350 | 102 | 30 | 416 | 60 |
| Kearney..... | 2,059 | 1,403 | 464 | 460 | 4 | 471 | 4 | 656 | 252 | 123 | 5 | 232 | 44 |
| Keith..... | 485 | 282 | 177 | 36 | 2 | 63 | 4 | 153 | 58 | 12 | 1 | 60 | 22 |
| Keyapaha..... | 659 | 599 | 380 | 86 | 4 | 122 | 7 | 60 | 20 | 4 | 3 | 16 | 17 |
| Kimball..... | 184 | 104 | 89 | 2 | 1 | 10 | 2 | 30 | 37 | 3 | 3 | 36 | 4 |
| Knox..... | 2,862 | 2,104 | 847 | 533 | 40 | 647 | 17 | 758 | 321 | 88 | 29 | 232 | 88 |
| Lancaster..... | 12,517 | 3,286 | 811 | 909 | 129 | 1,402 | 35 | 9,231 | 2,105 | 1,011 | 193 | 5,423 | 499 |
| Lincoln..... | 2,385 | 1,443 | 791 | 207 | 45 | 337 | 13 | 942 | 317 | 152 | 20 | 378 | 75 |
| Logan..... | 209 | 186 | 116 | 22 | 1 | 47 | 1 | 23 | 4 | 5 | 10 | 4 | 4 |
| Loup..... | 232 | 253 | 167 | 47 | 1 | 44 | 1 | 24 | 15 | 3 | 3 | 3 | 3 |
| McPherson..... | 123 | 114 | 96 | 2 | 1 | 15 | 1 | 9 | 3 | 3 | 3 | 3 | 3 |
| Madison..... | 3,301 | 1,646 | 449 | 578 | 27 | 567 | 25 | 1,655 | 627 | 256 | 18 | 703 | 51 |
| Merrick..... | 1,954 | 1,205 | 329 | 396 | 26 | 448 | 6 | 749 | 319 | 67 | 17 | 272 | 74 |
| Nance..... | 1,677 | 1,066 | 192 | 374 | 8 | 474 | 18 | 611 | 202 | 115 | 4 | 257 | 33 |
| Nemaha..... | 3,198 | 1,712 | 550 | 328 | 68 | 743 | 23 | 1,486 | 524 | 156 | 53 | 623 | 130 |
| Nuckolls..... | 2,590 | 1,646 | 432 | 434 | 19 | 756 | 5 | 944 | 388 | 104 | 15 | 390 | 47 |
| Otoe..... | 4,645 | 2,289 | 647 | 519 | 126 | 993 | 4 | 2,356 | 829 | 206 | 48 | 1,129 | 144 |
| Pawnee..... | 2,498 | 1,544 | 502 | 421 | 34 | 585 | 2 | 954 | 373 | 147 | 30 | 348 | 56 |
| Perkins..... | 392 | 326 | 219 | 39 | 2 | 62 | 4 | 66 | 36 | 5 | 15 | 20 | 5 |
| Phelps..... | 2,149 | 1,389 | 363 | 516 | 27 | 473 | 5 | 760 | 363 | 71 | 15 | 290 | 21 |
| Pierce..... | 1,596 | 1,132 | 313 | 341 | 24 | 439 | 10 | 464 | 200 | 80 | 4 | 146 | 34 |
| Platte..... | 3,370 | 2,066 | 682 | 851 | 25 | 594 | 14 | 1,304 | 612 | 196 | 4 | 452 | 40 |
| Polk..... | 2,176 | 1,545 | 383 | 549 | 19 | 585 | 9 | 631 | 275 | 77 | 13 | 229 | 37 |
| Redwillow..... | 2,068 | 1,198 | 439 | 312 | 18 | 422 | 7 | 370 | 339 | 109 | 32 | 357 | 33 |
| Richardson..... | 4,161 | 2,318 | 653 | 599 | 63 | 991 | 12 | 1,843 | 778 | 182 | 28 | 802 | 53 |
| Rock..... | 613 | 474 | 325 | 61 | 5 | 81 | 2 | 139 | 63 | 12 | 1 | 57 | 7 |
| Saline..... | 3,968 | 2,139 | 559 | 301 | 46 | 776 | 7 | 1,779 | 950 | 143 | 21 | 567 | 98 |
| Sarpy..... | 1,717 | 1,022 | 357 | 185 | 5 | 473 | 2 | 695 | 262 | 90 | 13 | 294 | 36 |
| Saunders..... | 4,597 | 2,965 | 894 | 1,035 | 96 | 927 | 13 | 1,632 | 688 | 158 | 43 | 623 | 120 |
| Scotts Bluff..... | 545 | 423 | 288 | 66 | 3 | 113 | 3 | 122 | 44 | 12 | 2 | 56 | 8 |
| Seward..... | 3,297 | 2,204 | 514 | 584 | 151 | 942 | 13 | 1,033 | 445 | 101 | 36 | 393 | 118 |
| Sheridan..... | 1,325 | 959 | 660 | 69 | 53 | 160 | 17 | 366 | 176 | 8 | 1 | 156 | 25 |
| Sherman..... | 1,290 | 1,020 | 321 | 339 | 37 | 314 | 9 | 270 | 118 | 19 | 3 | 103 | 27 |
| Stout..... | 458 | 339 | 312 | 34 | 3 | 36 | 4 | 69 | 18 | 1 | 1 | 28 | 22 |
| Stanton..... | 1,353 | 1,039 | 219 | 422 | 15 | 305 | 18 | 319 | 133 | 39 | 3 | 103 | 44 |
| Thayer..... | 2,942 | 1,898 | 394 | 666 | 14 | 811 | 13 | 1,044 | 438 | 121 | 15 | 430 | 40 |
| Thomas..... | 135 | 73 | 57 | 4 | 1 | 11 | 1 | 62 | 29 | 2 | 1 | 29 | 1 |
| Thurston..... | 1,339 | 823 | 170 | 53 | 22 | 563 | 17 | 514 | 260 | 44 | 69 | 116 | 35 |
| Valley..... | 1,554 | 1,060 | 341 | 350 | 11 | 354 | 4 | 494 | 215 | 68 | 5 | 191 | 15 |
| Washington..... | 2,631 | 1,555 | 423 | 26 | 26 | 614 | 7 | 1,126 | 443 | 179 | 15 | 439 | 50 |
| Wayne..... | 1,391 | 1,315 | 191 | 524 | 14 | 574 | 12 | 576 | 177 | 134 | 5 | 219 | 41 |
| Webster..... | 2,468 | 1,629 | 485 | 500 | 62 | 571 | 11 | 839 | 401 | 102 | 9 | 300 | 27 |
| Wheeler..... | 303 | 263 | 149 | 47 | 1 | 59 | 8 | 40 | 14 | 1 | 1 | 15 | 11 |
| York..... | 3,634 | 2,143 | 517 | 723 | 25 | 367 | 11 | 1,491 | 628 | 178 | 2 | 595 | 88 |

PROPRIETORSHIP OF HOMES.

TABLE 106.—PRIVATE FAMILIES OCCUPYING OWNED AND HIRED AND FREE AND ENCUMBERED HOMES, BY COUNTIES: 1900—Continued.

| COUNTIES. | Total private families. | FARM HOMES. | | | | | OTHER HOMES. | | | | | | |
|--------------------|-------------------------|-------------|--------|-------------|-----------|--------|--------------|---------|--------|-------------|-----------|---------|-----------|
| | | Total. | Owned. | | | Hired. | Un-known. | Total. | Owned. | | | Hired. | Un-known. |
| | | | Free. | Encumbered. | Un-known. | | | | Free. | Encumbered. | Un-known. | | |
| Nevada..... | 10,472 | 2,113 | 1,435 | 344 | 36 | 271 | 27 | 8,359 | 4,201 | 199 | 296 | 2,863 | 800 |
| Churchill..... | 187 | 82 | 59 | 7 | 2 | 11 | 3 | 105 | 1 | ----- | 73 | 19 | 12 |
| Douglas..... | 390 | 118 | 79 | 22 | 3 | 11 | 3 | 212 | 77 | 8 | 1 | 60 | 66 |
| Elko..... | 1,281 | 406 | 310 | 45 | 4 | 40 | 7 | 825 | 418 | 18 | 62 | 260 | 87 |
| Esmeralda..... | 638 | 90 | 67 | 3 | 6 | 12 | 2 | 548 | 357 | 6 | 6 | 167 | 12 |
| Eureka..... | 574 | 61 | 39 | 13 | 1 | 7 | 1 | 513 | 269 | 2 | 6 | 181 | 55 |
| Humboldt..... | 1,072 | 230 | 144 | 47 | 11 | 27 | 1 | 842 | 184 | 12 | 117 | 340 | 189 |
| Lander..... | 393 | 66 | 55 | 3 | 3 | 5 | ----- | 327 | 215 | ----- | 11 | 94 | 7 |
| Lincoln..... | 1,010 | 211 | 189 | 7 | 1 | 13 | 1 | 799 | 493 | 2 | ----- | 251 | 53 |
| Lyon..... | 539 | 166 | 88 | 48 | 2 | 28 | ----- | 373 | 181 | 10 | 1 | 118 | 63 |
| Nye..... | 347 | 93 | 74 | 5 | 2 | 11 | 1 | 254 | 137 | 3 | 5 | 38 | 71 |
| Ormsby..... | 655 | 54 | 31 | 7 | 1 | 13 | 2 | 601 | 342 | 17 | 3 | 202 | 37 |
| Storey..... | 1,064 | 18 | 15 | ----- | ----- | 3 | ----- | 1,046 | 710 | 8 | 1 | 287 | 40 |
| Washoe..... | 1,894 | 365 | 199 | 81 | ----- | 79 | 6 | 1,529 | 612 | 106 | 10 | 691 | 110 |
| White Pine..... | 538 | 153 | 86 | 56 | ----- | 11 | ----- | 385 | 205 | 7 | ----- | 155 | 18 |
| New Hampshire..... | 96,534 | 28,145 | 18,388 | 6,279 | 703 | 2,595 | 180 | 68,389 | 17,451 | 6,710 | 1,062 | 40,245 | 2,921 |
| Bellknop..... | 5,064 | 1,753 | 1,166 | 376 | 25 | 175 | 11 | 3,311 | 1,036 | 424 | 26 | 1,737 | 88 |
| Carroll..... | 4,395 | 2,247 | 1,666 | 385 | 31 | 156 | 9 | 2,038 | 830 | 235 | 34 | 844 | 85 |
| Cheshire..... | 7,712 | 2,480 | 1,401 | 672 | 111 | 273 | 23 | 5,232 | 1,253 | 683 | 166 | 2,924 | 231 |
| Coccs..... | 6,161 | 1,859 | 906 | 745 | 33 | 164 | 11 | 4,302 | 936 | 663 | 57 | 2,453 | 123 |
| Grafton..... | 9,850 | 4,024 | 2,508 | 1,005 | 90 | 393 | 28 | 5,826 | 1,832 | 656 | 73 | 2,908 | 357 |
| Hillsboro..... | 24,634 | 4,021 | 2,453 | 971 | 122 | 452 | 23 | 20,613 | 3,570 | 1,732 | 255 | 14,030 | 1,026 |
| Merrimack..... | 12,630 | 3,739 | 2,788 | 618 | 38 | 266 | 29 | 8,941 | 2,431 | 738 | 131 | 5,190 | 236 |
| Rockingham..... | 12,623 | 4,226 | 3,028 | 719 | 57 | 395 | 27 | 8,397 | 2,761 | 302 | 107 | 4,330 | 397 |
| Strafford..... | 8,386 | 2,034 | 1,559 | 285 | 34 | 144 | 12 | 6,352 | 1,845 | 439 | 113 | 4,207 | 243 |
| Sullivan..... | 4,589 | 1,762 | 913 | 503 | 162 | 177 | 7 | 2,827 | 737 | 298 | 50 | 1,617 | 75 |
| New Jersey..... | 408,993 | 35,208 | 11,104 | 11,968 | 980 | 10,855 | 301 | 373,785 | 50,651 | 57,836 | 3,516 | 248,993 | 12,789 |
| Atlantic..... | 9,418 | 1,372 | 701 | 453 | 33 | 181 | 4 | 8,046 | 1,433 | 1,223 | 96 | 4,939 | 355 |
| Bergen..... | 16,599 | 1,810 | 730 | 619 | 14 | 428 | 19 | 14,789 | 2,784 | 4,189 | 78 | 7,402 | 336 |
| Burlington..... | 13,373 | 2,618 | 614 | 823 | 115 | 1,037 | 29 | 10,755 | 1,903 | 1,951 | 298 | 6,252 | 351 |
| Camden..... | 24,163 | 1,133 | 387 | 361 | 9 | 348 | 28 | 23,020 | 3,062 | 3,347 | 219 | 15,509 | 833 |
| Cape May..... | 3,240 | 627 | 301 | 177 | 9 | 133 | 7 | 2,613 | 764 | 644 | 22 | 1,093 | 85 |
| Cumberland..... | 12,046 | 2,237 | 619 | 935 | 62 | 594 | 27 | 9,809 | 1,849 | 1,908 | 178 | 5,534 | 340 |
| Essex..... | 76,659 | 1,031 | 347 | 349 | 6 | 325 | 4 | 75,628 | 7,487 | 11,568 | 239 | 53,975 | 2,359 |
| Gloucester..... | 7,394 | 2,274 | 492 | 865 | 57 | 538 | 22 | 5,120 | 907 | 999 | 206 | 2,825 | 183 |
| Hudson..... | 82,811 | 290 | 64 | 81 | 13 | 129 | 3 | 82,521 | 8,018 | 7,389 | 576 | 63,376 | 2,662 |
| Hunterdon..... | 8,711 | 2,988 | 725 | 1,104 | 112 | 1,021 | 26 | 5,723 | 1,181 | 1,001 | 175 | 3,179 | 187 |
| Mercer..... | 19,809 | 1,594 | 428 | 559 | 52 | 535 | 20 | 13,215 | 1,995 | 2,926 | 69 | 12,551 | 674 |
| Middlesex..... | 16,385 | 1,793 | 595 | 668 | 36 | 473 | 21 | 14,592 | 2,473 | 2,464 | 168 | 8,773 | 714 |
| Monmouth..... | 18,542 | 2,954 | 891 | 1,099 | 112 | 827 | 25 | 15,588 | 3,188 | 3,450 | 369 | 7,850 | 731 |
| Morris..... | 13,631 | 2,291 | 1,062 | 635 | 44 | 537 | 13 | 11,340 | 2,172 | 1,836 | 108 | 6,860 | 364 |
| Ocean..... | 4,720 | 979 | 497 | 281 | 20 | 179 | 2 | 3,741 | 1,222 | 724 | 94 | 1,559 | 142 |
| Passaic..... | 33,017 | 891 | 353 | 285 | 15 | 225 | 8 | 32,126 | 2,889 | 4,809 | 190 | 23,320 | 918 |
| Salem..... | 6,109 | 2,056 | 376 | 682 | 102 | 886 | 10 | 4,053 | 924 | 665 | 122 | 2,201 | 141 |
| Somerset..... | 7,341 | 1,980 | 555 | 800 | 28 | 537 | 10 | 5,361 | 862 | 1,211 | 37 | 3,052 | 199 |
| Sussex..... | 5,630 | 1,791 | 611 | 556 | 19 | 594 | 11 | 3,839 | 816 | 543 | 66 | 2,324 | 85 |
| Union..... | 20,559 | 701 | 249 | 190 | 36 | 223 | 3 | 19,858 | 3,084 | 3,563 | 140 | 12,139 | 832 |
| Warren..... | 8,846 | 1,798 | 502 | 446 | 86 | 755 | 9 | 7,043 | 1,633 | 921 | 66 | 4,225 | 193 |
| New Mexico..... | 45,510 | 13,056 | 10,655 | 246 | 568 | 1,419 | 168 | 32,454 | 15,997 | 386 | 1,371 | 11,699 | 3,001 |
| Bernalillo..... | 6,830 | 1,615 | 1,510 | 19 | 9 | 68 | 9 | 5,215 | 2,541 | 133 | 83 | 2,147 | 311 |
| Chaves..... | 1,130 | 347 | 114 | 7 | 153 | 46 | 27 | 783 | 51 | 9 | 157 | 236 | 330 |
| Colfax..... | 2,374 | 360 | 235 | 20 | 9 | 96 | ----- | 2,014 | 811 | 60 | 17 | 1,043 | 83 |
| Donna Ana..... | 2,313 | 568 | 341 | 12 | 69 | 142 | 4 | 1,745 | 633 | 15 | 150 | 808 | 149 |
| Eddy..... | 715 | 302 | 158 | 8 | 42 | 80 | 14 | 413 | 71 | 11 | 23 | 245 | 63 |
| Grant..... | 3,153 | 454 | 306 | 15 | 13 | 103 | 17 | 2,699 | 1,013 | 28 | 53 | 1,473 | 132 |
| Guadalupe..... | 1,219 | 244 | 227 | 3 | ----- | 12 | 2 | 975 | 638 | 2 | 2 | 233 | 50 |
| Lincoln..... | 1,063 | 405 | 284 | 4 | 7 | 104 | 6 | 653 | 240 | 9 | 31 | 335 | 43 |
| Mora..... | 2,343 | 1,018 | 897 | 16 | 25 | 63 | 17 | 1,325 | 867 | 4 | 39 | 365 | 50 |
| Otero..... | 1,090 | 322 | 224 | 5 | 15 | 75 | 3 | 768 | 317 | 8 | 13 | 351 | 74 |
| Rio Arriba..... | 3,357 | 1,112 | 1,008 | 5 | 44 | 35 | 20 | 2,245 | 1,380 | 7 | 185 | 273 | 395 |
| San Juan..... | 945 | 709 | 512 | 62 | 1 | 133 | 1 | 236 | 106 | 8 | 6 | 102 | 14 |
| San Miguel..... | 5,227 | 1,155 | 969 | 24 | 27 | 132 | 3 | 4,072 | 1,995 | 41 | 329 | 1,250 | 457 |
| Santa Fe..... | 3,448 | 1,070 | 892 | 11 | 90 | 73 | 4 | 2,378 | 1,063 | 7 | 117 | 794 | 397 |
| Sierra..... | 814 | 151 | 111 | 11 | ----- | 29 | ----- | 663 | 282 | 11 | 7 | 338 | 25 |
| Socorro..... | 2,977 | 1,012 | 774 | 16 | 47 | 141 | 34 | 1,965 | 874 | 17 | 87 | 790 | 197 |
| Taos..... | 2,521 | 755 | 712 | 1 | 12 | 28 | 2 | 1,766 | 1,424 | 11 | 3 | 291 | 37 |
| Union..... | 978 | 302 | 276 | 2 | ----- | 22 | 2 | 676 | 309 | ----- | 4 | 303 | 60 |
| Valencia..... | 3,013 | 1,155 | 1,105 | 5 | 5 | 37 | 3 | 1,858 | 1,332 | 15 | 60 | 317 | 134 |

STATISTICS OF POPULATION.

TABLE 106.—PRIVATE FAMILIES OCCUPYING OWNED AND HIRED AND FREE AND ENCUMBERED HOMES, BY COUNTIES: 1900—Continued.

| COUNTIES. | Total private families. | FARM HOMES. | | | | | | OTHER HOMES. | | | | | |
|----------------------|-------------------------|-------------|---------|-------------|-----------|--------|-----------|--------------|---------|-------------|-----------|---------|-----------|
| | | Total. | Owned. | | | Hired. | Un-known. | Total. | Owned. | | | Hired. | Un-known. |
| | | | Free. | Encumbered. | Un-known. | | | | Free. | Encumbered. | Un-known. | | |
| New York | 1,608,170 | 227,083 | 89,655 | 77,164 | 3,784 | 55,056 | 1,424 | 1,381,087 | 188,112 | 153,706 | 9,116 | 988,744 | 41,409 |
| Albany | 87,358 | 3,305 | 1,228 | 1,089 | 32 | 937 | 19 | 84,058 | 5,911 | 2,875 | 824 | 23,818 | 1,195 |
| Allegany | 10,888 | 5,032 | 2,094 | 1,607 | 39 | 1,254 | 38 | 5,806 | 2,863 | 774 | 49 | 2,385 | 245 |
| Broome | 17,117 | 4,843 | 1,755 | 1,525 | 37 | 1,001 | 25 | 12,774 | 2,768 | 2,245 | 58 | 7,291 | 412 |
| Cattaraugus | 15,695 | 5,991 | 2,408 | 2,151 | 81 | 1,317 | 34 | 9,704 | 3,331 | 1,617 | 140 | 4,334 | 282 |
| Cayuga | 16,279 | 5,167 | 1,850 | 1,858 | 56 | 1,373 | 30 | 11,112 | 3,138 | 2,074 | 108 | 5,471 | 326 |
| Chautauqua | 21,919 | 7,374 | 3,149 | 2,515 | 71 | 1,596 | 43 | 14,545 | 4,317 | 3,228 | 127 | 6,474 | 404 |
| Chemung | 12,747 | 2,414 | 980 | 697 | 19 | 692 | 25 | 10,333 | 2,551 | 1,561 | 43 | 5,876 | 342 |
| Chenango | 9,960 | 4,421 | 1,649 | 1,552 | 46 | 1,146 | 28 | 5,539 | 1,698 | 887 | 53 | 2,716 | 185 |
| Clinton | 9,594 | 3,776 | 1,890 | 1,127 | 78 | 663 | 18 | 5,818 | 1,621 | 502 | 169 | 3,283 | 243 |
| Columbia | 10,144 | 2,962 | 1,066 | 1,061 | 74 | 743 | 18 | 7,182 | 1,574 | 825 | 111 | 4,408 | 264 |
| Cortland | 7,485 | 2,742 | 967 | 953 | 16 | 789 | 17 | 4,693 | 1,458 | 712 | 55 | 2,318 | 150 |
| Delaware | 11,500 | 5,265 | 1,649 | 2,471 | 88 | 1,023 | 84 | 6,235 | 1,549 | 1,088 | 87 | 3,193 | 318 |
| Dutchess | 18,456 | 3,589 | 1,288 | 1,164 | 134 | 963 | 40 | 14,867 | 2,652 | 2,081 | 154 | 9,478 | 502 |
| Erie | 90,490 | 7,973 | 3,128 | 2,406 | 287 | 2,077 | 75 | 82,517 | 13,985 | 13,613 | 606 | 52,025 | 2,338 |
| Essex | 6,723 | 2,420 | 1,443 | 582 | 22 | 362 | 11 | 4,303 | 1,403 | 614 | 55 | 2,043 | 188 |
| Franklin | 9,038 | 3,728 | 1,885 | 1,071 | 27 | 717 | 23 | 5,315 | 1,543 | 630 | 184 | 2,741 | 217 |
| Fulton | 11,040 | 2,166 | 1,023 | 667 | 55 | 400 | 21 | 8,874 | 1,701 | 1,687 | 47 | 5,201 | 238 |
| Genesee | 8,434 | 3,294 | 1,126 | 1,294 | 43 | 872 | 19 | 5,140 | 1,390 | 1,186 | 72 | 2,329 | 163 |
| Greene | 7,743 | 2,733 | 1,105 | 1,015 | 55 | 538 | 20 | 5,010 | 1,220 | 850 | 35 | 2,688 | 217 |
| Hamilton | 886 | 490 | 231 | 125 | 63 | 50 | 1 | 396 | 123 | 61 | 14 | 186 | 42 |
| Herkimer | 12,128 | 3,233 | 1,246 | 970 | 38 | 967 | 12 | 8,895 | 2,374 | 1,417 | 92 | 4,744 | 268 |
| Jefferson | 18,841 | 6,105 | 2,282 | 1,697 | 171 | 1,924 | 31 | 12,736 | 3,976 | 1,998 | 247 | 6,147 | 368 |
| Kings | 252,519 | 356 | 117 | 81 | 14 | 142 | 2 | 252,163 | 18,494 | 25,682 | 572 | 205,012 | 2,403 |
| Lewis | 6,652 | 3,705 | 1,605 | 1,343 | 71 | 662 | 24 | 2,947 | 972 | 439 | 61 | 1,373 | 102 |
| Livingston | 8,892 | 3,284 | 1,177 | 1,105 | 40 | 940 | 22 | 5,608 | 1,968 | 880 | 97 | 2,483 | 180 |
| Madison | 10,751 | 4,205 | 1,583 | 1,540 | 19 | 1,109 | 4 | 6,546 | 2,100 | 1,171 | 26 | 3,201 | 48 |
| Monroe | 46,989 | 6,036 | 1,807 | 2,423 | 85 | 1,067 | 54 | 40,953 | 7,939 | 7,565 | 275 | 23,890 | 1,284 |
| Montgomery | 11,117 | 2,684 | 953 | 607 | 104 | 863 | 4 | 8,563 | 1,748 | 1,130 | 146 | 5,297 | 262 |
| Nassau | 11,700 | 1,673 | 680 | 517 | 35 | 484 | 7 | 10,027 | 2,349 | 2,107 | 99 | 5,368 | 104 |
| New York | 425,461 | 193 | 20 | 35 | 9 | 126 | 3 | 425,268 | 8,928 | 18,908 | 1,267 | 384,223 | 16,947 |
| Niagara | 16,642 | 4,475 | 1,688 | 1,523 | 42 | 1,187 | 35 | 12,167 | 2,960 | 2,034 | 160 | 6,528 | 485 |
| Oneida | 30,680 | 7,146 | 2,715 | 2,455 | 177 | 1,756 | 48 | 23,534 | 5,706 | 3,870 | 310 | 12,712 | 936 |
| Onondaga | 39,762 | 6,400 | 2,392 | 2,285 | 41 | 1,664 | 13 | 33,369 | 6,651 | 6,649 | 80 | 19,674 | 308 |
| Ontario | 12,174 | 4,381 | 1,499 | 1,723 | 38 | 1,098 | 23 | 7,793 | 2,179 | 1,474 | 80 | 3,822 | 258 |
| Orange | 28,174 | 4,001 | 1,296 | 1,530 | 93 | 1,110 | 27 | 19,173 | 3,472 | 2,726 | 78 | 12,263 | 644 |
| Orleans | 7,476 | 3,047 | 843 | 1,107 | 78 | 1,001 | 18 | 4,429 | 1,365 | 884 | 83 | 1,986 | 111 |
| Oswego | 17,895 | 6,929 | 3,066 | 2,433 | 66 | 1,238 | 76 | 10,966 | 3,996 | 1,862 | 111 | 4,576 | 421 |
| Otsego | 13,250 | 5,706 | 2,108 | 1,831 | 85 | 1,660 | 22 | 7,544 | 2,281 | 1,201 | 41 | 3,827 | 194 |
| Putnam | 3,247 | 1,149 | 507 | 369 | 3 | 266 | 4 | 2,098 | 433 | 156 | 21 | 1,383 | 125 |
| Queens | 31,340 | 1,135 | 313 | 265 | 31 | 524 | 2 | 30,205 | 4,515 | 5,932 | 185 | 19,157 | 416 |
| Rensselaer | 27,933 | 3,704 | 1,485 | 1,077 | 233 | 890 | 19 | 24,229 | 4,072 | 2,588 | 388 | 16,181 | 1,000 |
| Richmond | 13,350 | 277 | 106 | 84 | 2 | 85 | | 13,073 | 2,557 | 2,020 | 37 | 8,205 | 254 |
| Rockland | 7,734 | 877 | 403 | 259 | 24 | 174 | 17 | 6,857 | 1,266 | 1,042 | 63 | 4,228 | 258 |
| St. Lawrence | 20,451 | 8,363 | 3,517 | 2,348 | 198 | 2,260 | 40 | 12,083 | 4,177 | 1,727 | 333 | 5,388 | 463 |
| Saratoga | 14,518 | 3,718 | 1,601 | 1,214 | 36 | 841 | 26 | 10,800 | 2,599 | 1,407 | 90 | 6,407 | 297 |
| Schenectady | 9,853 | 1,143 | 385 | 471 | 4 | 279 | 4 | 8,710 | 1,274 | 1,606 | 24 | 5,573 | 233 |
| Schoharie | 7,072 | 3,489 | 1,351 | 1,171 | 52 | 366 | 49 | 3,583 | 1,108 | 435 | 55 | 1,725 | 260 |
| Schuyler | 4,401 | 2,055 | 861 | 709 | 19 | 457 | 9 | 2,346 | 808 | 336 | 33 | 1,100 | 69 |
| Seneca | 6,500 | 2,352 | 815 | 812 | 32 | 682 | 11 | 4,148 | 1,298 | 653 | 201 | 1,876 | 120 |
| Steuben | 20,611 | 8,046 | 3,070 | 3,026 | 120 | 1,787 | 43 | 12,565 | 3,625 | 2,329 | 121 | 6,084 | 406 |
| Suffolk | 16,907 | 3,261 | 1,830 | 899 | 46 | 445 | 41 | 13,646 | 4,202 | 2,750 | 104 | 6,357 | 233 |
| Sullivan | 7,310 | 3,804 | 1,854 | 1,399 | 31 | 510 | 10 | 3,506 | 998 | 565 | 40 | 1,749 | 154 |
| Tioga | 7,655 | 3,119 | 1,279 | 975 | 69 | 786 | 10 | 4,536 | 1,478 | 541 | 71 | 2,306 | 140 |
| Tompkins | 8,941 | 3,230 | 1,272 | 1,140 | 40 | 756 | 22 | 5,711 | 1,673 | 1,014 | 72 | 2,804 | 148 |
| Ulster | 20,024 | 5,111 | 2,313 | 1,716 | 47 | 1,004 | 31 | 14,913 | 3,425 | 2,052 | 176 | 3,821 | 439 |
| Warren | 6,955 | 2,071 | 1,203 | 568 | 28 | 267 | 5 | 4,884 | 1,443 | 1,034 | 44 | 2,250 | 113 |
| Washington | 11,199 | 3,724 | 1,479 | 1,442 | 27 | 743 | 33 | 7,475 | 2,392 | 1,244 | 64 | 3,556 | 219 |
| Wayne | 12,627 | 5,388 | 1,813 | 2,144 | 123 | 1,293 | 15 | 7,239 | 2,249 | 1,290 | 123 | 3,362 | 205 |
| Westchester | 36,952 | 2,393 | 1,032 | 566 | 73 | 687 | 35 | 34,559 | 4,611 | 5,656 | 522 | 21,796 | 2,174 |
| Wyoming | 7,631 | 3,594 | 1,442 | 1,303 | 35 | 787 | 22 | 4,037 | 1,459 | 672 | 37 | 1,764 | 105 |
| Yates | 5,460 | 2,491 | 763 | 1,127 | 37 | 555 | 9 | 2,969 | 856 | 525 | 26 | 1,418 | 144 |
| North Carolina | 367,565 | 223,657 | 104,367 | 19,589 | 4,931 | 93,729 | 1,041 | 143,903 | 26,283 | 5,146 | 4,906 | 94,433 | 13,140 |
| Alamance | 4,818 | 2,290 | 1,258 | 214 | 44 | 769 | 3 | 2,528 | 583 | 87 | 66 | 1,623 | 219 |
| Alexander | 2,179 | 1,882 | 1,140 | 239 | 17 | 483 | 5 | 297 | 73 | 10 | 28 | 176 | 10 |
| Alleghany | 4,497 | 1,358 | 1,004 | 108 | 1 | 244 | 1 | 139 | 11 | 3 | 1 | 116 | 8 |
| Anson | 4,042 | 2,854 | 774 | 183 | 75 | 1,313 | 9 | 1,188 | 207 | 15 | 18 | 798 | 150 |
| Ashe | 3,613 | 3,133 | 2,297 | 145 | 4 | 679 | 8 | 480 | 40 | 5 | 8 | 401 | 26 |
| Beaufort | 5,427 | 2,394 | 1,433 | 267 | 49 | 634 | 11 | 3,033 | 643 | 144 | 227 | 1,843 | 171 |
| Bertie | 4,061 | 2,680 | 1,100 | 392 | 39 | 1,134 | 15 | 1,381 | 164 | 49 | 75 | 811 | 232 |
| Bladen | 3,320 | 2,495 | 1,617 | 129 | 132 | 608 | 9 | 825 | 143 | 16 | 79 | 509 | 78 |
| Brunswick | 2,453 | 1,331 | 1,096 | 51 | 2 | 232 | | 1,072 | 358 | 14 | 13 | 640 | 47 |
| Buncombe | 8,323 | 4,162 | 2,241 | 258 | 70 | 1,582 | 11 | 4,661 | 633 | 212 | 137 | 3,287 | 392 |
| Burke | 3,210 | 2,221 | 1,368 | 109 | 35 | 711 | 8 | 989 | 65 | 14 | 256 | 535 | 119 |
| Cabarrus | 4,093 | 2,035 | 1,248 | 248 | 12 | 1,048 | 9 | 2,058 | 418 | 84 | 44 | 1,447 | 65 |
| Caldwell | 2,992 | 2,239 | 1,548 | 112 | 11 | 534 | 4 | 753 | 239 | 35 | 27 | 410 | 42 |
| Camden | 1,111 | 854 | 261 | 98 | 32 | 461 | 2 | 257 | 14 | 6 | 27 | 195 | 15 |
| Carteret | 2,511 | 744 | 445 | 36 | 90 | 171 | 2 | 1,767 | 1,023 | 23 | 135 | 484 | 102 |

PROPRIETORSHIP OF HOMES.

TABLE 106.—PRIVATE FAMILIES OCCUPYING OWNED AND HIRED AND FREE AND ENCUMBERED HOMES, BY COUNTIES: 1900—Continued.

| COUNTIES. | Total private families. | FARM HOMES. | | | | | OTHER HOMES. | | | | | | |
|---------------------|-------------------------|-------------|--------|-------------|-----------|--------|--------------|--------|--------|-------------|-----------|--------|-----------|
| | | Total. | Owned. | | | Hired. | Un-known. | Total. | Owned. | | | Hired. | Un-known. |
| | | | Free. | Encumbered. | Un-known. | | | | Free. | Encumbered. | Un-known. | | |
| North Carolina—Con. | | | | | | | | | | | | | |
| Caswell..... | 2,940 | 1,774 | 588 | 147 | 39 | 992 | 8 | 1,166 | 113 | 22 | 20 | 873 | 188 |
| Catawba..... | 4,236 | 2,699 | 1,609 | 260 | 42 | 780 | 8 | 1,537 | 389 | 129 | 83 | 751 | 185 |
| Chatham..... | 4,616 | 3,638 | 1,710 | 352 | 50 | 1,519 | 7 | 978 | 177 | 21 | 43 | 677 | 60 |
| Cherokee..... | 2,114 | 1,746 | 917 | 60 | 45 | 720 | 4 | 368 | 68 | 13 | 20 | 244 | 23 |
| Chowan..... | 2,051 | 860 | 339 | 173 | 19 | 326 | 3 | 1,191 | 21 | 24 | 262 | 710 | 174 |
| Clay..... | 848 | 770 | 425 | 32 | 4 | 307 | 2 | 78 | 7 | 1 | 4 | 62 | 4 |
| Cleveland..... | 4,755 | 3,451 | 1,470 | 246 | 51 | 1,669 | 15 | 1,304 | 227 | 43 | 28 | 895 | 111 |
| Columbus..... | 4,080 | 2,874 | 2,163 | 152 | 83 | 460 | 16 | 1,206 | 156 | 20 | 115 | 755 | 160 |
| Craven..... | 5,522 | 1,764 | 820 | 224 | 67 | 644 | 9 | 3,758 | 861 | 94 | 105 | 2,446 | 252 |
| Cumberland..... | 5,565 | 2,661 | 1,529 | 131 | 122 | 872 | 7 | 2,904 | 526 | 43 | 88 | 1,888 | 359 |
| Currituck..... | 1,310 | 916 | 437 | 73 | 73 | 312 | 21 | 394 | 61 | 12 | 59 | 212 | 50 |
| Dare..... | 969 | 227 | 207 | 1 | 1 | 19 | 1 | 742 | 593 | 8 | 5 | 128 | 8 |
| Davidson..... | 4,752 | 3,423 | 1,892 | 625 | 37 | 846 | 23 | 1,329 | 354 | 71 | 100 | 761 | 43 |
| Davie..... | 2,370 | 1,785 | 657 | 248 | 38 | 830 | 12 | 585 | 143 | 34 | 25 | 324 | 59 |
| Duplin..... | 4,277 | 3,225 | 1,646 | 318 | 39 | 1,149 | 73 | 1,052 | 181 | 27 | 32 | 722 | 90 |
| Durham..... | 5,071 | 1,475 | 537 | 86 | 12 | 835 | 5 | 3,596 | 726 | 138 | 23 | 2,613 | 96 |
| Edgecombe..... | 5,424 | 2,307 | 455 | 159 | 38 | 1,639 | 16 | 3,117 | 272 | 51 | 16 | 2,241 | 537 |
| Forsyth..... | 7,325 | 2,474 | 1,367 | 442 | 7 | 638 | 5 | 4,851 | 1,023 | 290 | 71 | 3,288 | 179 |
| Franklin..... | 4,742 | 3,292 | 808 | 301 | 57 | 2,109 | 17 | 1,450 | 224 | 29 | 35 | 880 | 232 |
| Gaston..... | 5,087 | 2,300 | 922 | 147 | 153 | 1,065 | 13 | 2,787 | 240 | 31 | 233 | 2,045 | 238 |
| Gates..... | 1,971 | 1,482 | 646 | 306 | 23 | 495 | 12 | 489 | 23 | 8 | 33 | 325 | 95 |
| Graham..... | 803 | 725 | 477 | 12 | 1 | 236 | 1 | 78 | 6 | 1 | 10 | 56 | 6 |
| Granville..... | 4,378 | 2,966 | 790 | 266 | 147 | 1,753 | 10 | 1,412 | 222 | 76 | 27 | 937 | 150 |
| Greene..... | 2,378 | 1,838 | 402 | 117 | 41 | 1,263 | 15 | 540 | 57 | 15 | 1 | 243 | 224 |
| Guilford..... | 7,879 | 3,479 | 1,938 | 474 | 18 | 989 | 10 | 4,400 | 1,012 | 406 | 49 | 2,800 | 133 |
| Halifax..... | 6,232 | 3,519 | 893 | 236 | 58 | 2,320 | 12 | 2,713 | 267 | 60 | 49 | 2,068 | 269 |
| Harnett..... | 2,937 | 2,316 | 1,244 | 157 | 123 | 785 | 7 | 621 | 97 | 15 | 30 | 445 | 34 |
| Haywood..... | 2,952 | 2,330 | 1,039 | 79 | 103 | 1,099 | 10 | 622 | 86 | 25 | 20 | 440 | 51 |
| Henderson..... | 2,655 | 1,886 | 1,138 | 238 | 19 | 481 | 10 | 769 | 230 | 29 | 12 | 457 | 41 |
| Hertford..... | 2,610 | 1,750 | 635 | 227 | 37 | 845 | 6 | 860 | 117 | 33 | 32 | 498 | 180 |
| Hyde..... | 1,803 | 1,085 | 493 | 77 | 26 | 489 | 1 | 718 | 168 | 6 | 28 | 475 | 41 |
| Iredell..... | 5,655 | 3,908 | 1,755 | 439 | 89 | 1,590 | 35 | 1,747 | 468 | 140 | 42 | 982 | 165 |
| Jackson..... | 2,226 | 1,922 | 1,225 | 66 | 13 | 611 | 7 | 804 | 23 | 4 | 15 | 218 | 39 |
| Johnston..... | 6,299 | 4,391 | 1,983 | 616 | 48 | 1,725 | 19 | 1,908 | 241 | 57 | 63 | 1,310 | 237 |
| Jones..... | 1,577 | 1,170 | 224 | 63 | 137 | 740 | 6 | 407 | 16 | 7 | 30 | 279 | 75 |
| Lenoir..... | 3,759 | 2,019 | 468 | 193 | 44 | 1,312 | 2 | 1,740 | 326 | 89 | 14 | 1,164 | 147 |
| Lincoln..... | 2,843 | 1,894 | 962 | 114 | 27 | 766 | 25 | 949 | 222 | 11 | 17 | 589 | 110 |
| McDowell..... | 2,392 | 1,829 | 954 | 75 | 21 | 777 | 2 | 563 | 185 | 4 | 7 | 293 | 71 |
| Macon..... | 2,202 | 1,925 | 1,205 | 60 | 20 | 616 | 24 | 277 | 51 | 8 | 13 | 147 | 58 |
| Madison..... | 3,790 | 3,320 | 1,393 | 149 | 11 | 1,745 | 22 | 470 | 48 | 3 | 37 | 323 | 54 |
| Martin..... | 3,145 | 1,696 | 742 | 200 | 183 | 557 | 14 | 1,449 | 173 | 37 | 90 | 828 | 321 |
| Mecklenburg..... | 10,374 | 4,263 | 1,133 | 389 | 49 | 2,674 | 18 | 6,611 | 1,044 | 363 | 65 | 4,951 | 183 |
| Mitchell..... | 2,860 | 2,231 | 1,619 | 75 | 9 | 572 | 6 | 579 | 91 | 10 | 14 | 439 | 25 |
| Montgomery..... | 2,651 | 1,535 | 823 | 104 | 33 | 620 | 5 | 1,066 | 195 | 13 | 22 | 741 | 95 |
| Moore..... | 4,573 | 2,768 | 1,772 | 137 | 21 | 827 | 11 | 1,805 | 465 | 60 | 58 | 1,125 | 102 |
| Nash..... | 5,030 | 3,137 | 1,075 | 311 | 41 | 1,702 | 8 | 1,893 | 226 | 44 | 33 | 1,399 | 191 |
| New Hanover..... | 5,990 | 409 | 224 | 11 | 39 | 129 | 6 | 5,581 | 1,214 | 198 | 74 | 3,585 | 510 |
| Northampton..... | 4,075 | 2,323 | 1,012 | 230 | 55 | 1,512 | 19 | 1,247 | 116 | 26 | 58 | 733 | 314 |
| Onslow..... | 2,336 | 1,586 | 910 | 124 | 22 | 521 | 9 | 750 | 117 | 17 | 17 | 431 | 163 |
| Orange..... | 2,884 | 2,008 | 1,001 | 145 | 42 | 814 | 6 | 876 | 249 | 44 | 20 | 514 | 49 |
| Pamlico..... | 1,639 | 872 | 614 | 61 | 8 | 187 | 2 | 767 | 267 | 19 | 39 | 420 | 22 |
| Pasquotank..... | 2,319 | 1,042 | 412 | 141 | 6 | 480 | 3 | 1,777 | 247 | 180 | 202 | 1,007 | 141 |
| Pender..... | 2,561 | 1,945 | 1,312 | 77 | 25 | 523 | 3 | 616 | 72 | 5 | 22 | 450 | 67 |
| Perquimans..... | 1,949 | 1,267 | 351 | 163 | 97 | 654 | 2 | 682 | 66 | 35 | 33 | 474 | 24 |
| Person..... | 3,058 | 1,976 | 680 | 150 | 14 | 1,124 | 8 | 1,082 | 91 | 23 | 10 | 839 | 119 |
| Pitt..... | 6,060 | 3,836 | 1,106 | 358 | 109 | 2,245 | 18 | 2,224 | 388 | 60 | 31 | 1,361 | 384 |
| Polk..... | 1,377 | 1,023 | 546 | 61 | 16 | 402 | 3 | 349 | 88 | 13 | 10 | 224 | 14 |
| Randolph..... | 5,658 | 3,810 | 2,461 | 464 | 23 | 855 | 7 | 1,848 | 531 | 41 | 50 | 1,148 | 78 |
| Richmond..... | 3,056 | 1,464 | 509 | 92 | 81 | 765 | 17 | 1,692 | 195 | 16 | 68 | 1,202 | 111 |
| Robeson..... | 7,645 | 4,841 | 2,442 | 309 | 144 | 1,915 | 31 | 2,804 | 273 | 37 | 165 | 1,871 | 458 |
| Rockingham..... | 6,069 | 3,229 | 1,067 | 292 | 13 | 1,844 | 13 | 2,840 | 528 | 120 | 22 | 2,003 | 167 |
| Rowan..... | 6,041 | 3,147 | 1,339 | 395 | 53 | 1,292 | 18 | 2,894 | 619 | 136 | 40 | 1,886 | 213 |
| Rutherford..... | 4,746 | 3,367 | 1,413 | 206 | 197 | 1,521 | 30 | 1,379 | 121 | 16 | 41 | 1,116 | 85 |
| Sampson..... | 4,876 | 3,708 | 2,108 | 298 | 50 | 1,244 | 8 | 1,168 | 177 | 33 | 75 | 773 | 110 |
| Scotland..... | 2,536 | 1,062 | 389 | 41 | 21 | 606 | 5 | 1,474 | 125 | 8 | 11 | 1,126 | 204 |
| Stanly..... | 2,794 | 1,992 | 1,033 | 269 | 31 | 651 | 8 | 802 | 113 | 12 | 43 | 535 | 99 |
| Stokes..... | 3,701 | 3,155 | 1,135 | 307 | 22 | 1,673 | 18 | 546 | 125 | 16 | 18 | 357 | 30 |
| Surry..... | 5,022 | 3,531 | 2,014 | 404 | 11 | 1,094 | 8 | 1,491 | 402 | 86 | 16 | 894 | 93 |
| Swain..... | 1,501 | 1,235 | 646 | 23 | 171 | 375 | 15 | 266 | 37 | 7 | 6 | 104 | 112 |
| Sylvania..... | 1,285 | 1,024 | 645 | 53 | 15 | 304 | 7 | 261 | 53 | 9 | 14 | 179 | 6 |
| Tyrrell..... | 1,000 | 657 | 345 | 142 | 3 | 166 | 1 | 343 | 36 | 31 | 20 | 244 | 12 |
| Union..... | 5,082 | 3,772 | 1,297 | 437 | 34 | 1,996 | 8 | 1,310 | 200 | 16 | 31 | 942 | 121 |
| Vance..... | 3,149 | 1,620 | 316 | 202 | 74 | 1,023 | 1 | 1,529 | 225 | 103 | 51 | 1,072 | 78 |
| Wake..... | 10,541 | 5,025 | 1,516 | 629 | 206 | 2,657 | 17 | 5,516 | 893 | 131 | 235 | 3,728 | 529 |
| Warren..... | 3,556 | 2,617 | 741 | 277 | 25 | 1,560 | 14 | 939 | 152 | 40 | 10 | 642 | 95 |
| Washington..... | 2,156 | 989 | 482 | 119 | 17 | 357 | 14 | 1,167 | 220 | 38 | 10 | 761 | 133 |
| Watauga..... | 2,504 | 2,220 | 1,699 | 71 | 4 | 441 | 5 | 284 | 53 | 3 | 5 | 199 | 24 |
| Wayne..... | 6,280 | 3,279 | 301 | 95 | 95 | 1,975 | 15 | 3,001 | 585 | 102 | 24 | 1,924 | 366 |
| Wilkes..... | 5,217 | 4,417 | 2,972 | 215 | 30 | 1,178 | 22 | 800 | 208 | 32 | 10 | 474 | 76 |
| Wilson..... | 4,776 | 2,584 | 623 | 231 | 50 | 1,664 | 16 | 2,192 | 292 | 130 | 51 | 1,516 | 203 |
| Yadkin..... | 2,809 | 2,234 | 1,236 | 306 | 10 | 681 | 1 | 575 | 191 | 24 | 4 | 339 | 17 |
| Yancey..... | 2,139 | 2,014 | 962 | 35 | 187 | 823 | 7 | 125 | 11 | 4 | 4 | 83 | 27 |

STATISTICS OF POPULATION.

TABLE 106.—PRIVATE FAMILIES OCCUPYING OWNED AND HIRED AND FREE AND ENCUMBERED HOMES, BY COUNTIES: 1900—Continued.

| COUNTIES. | Total private families. | FARM HOMES. | | | | | | OTHER HOMES. | | | | | |
|--|-------------------------|-------------|---------|-------------|-----------|--------|-----------|--------------|---------|-------------|-----------|---------|-----------|
| | | Total. | Owned. | | | Hired. | Un-known. | Total. | Owned. | | | Hired. | Un-known. |
| | | | Free. | Encumbered. | Un-known. | | | | Free. | Encumbered. | Un-known. | | |
| North Dakota | 63,360 | 43,975 | 26,113 | 11,965 | 1,378 | 4,151 | 368 | 19,855 | 7,296 | 1,745 | 666 | 7,712 | 1,966 |
| Barnes | 2,857 | 1,607 | 766 | 652 | 34 | 143 | 12 | 750 | 273 | 80 | 14 | 311 | 72 |
| Benson | 1,868 | 1,453 | 1,106 | 237 | 31 | 72 | 7 | 415 | 185 | 21 | 6 | 106 | 97 |
| Billings | 231 | 180 | 63 | | 54 | 11 | 2 | 101 | 66 | | 1 | 8 | 26 |
| Bottineau | 1,916 | 1,727 | 1,462 | 192 | 35 | 31 | 7 | 189 | 58 | 15 | 13 | 46 | 57 |
| Burleigh | 1,162 | 569 | 449 | 37 | 9 | 70 | 4 | 593 | 154 | 5 | 3 | 370 | 61 |
| Cass | 5,056 | 2,302 | 812 | 963 | 99 | 404 | 24 | 2,754 | 888 | 286 | 37 | 1,335 | 208 |
| Cavalier | 2,760 | 2,246 | 1,670 | 534 | 38 | 99 | 5 | 514 | 220 | 51 | 11 | 209 | 23 |
| Dickey | 1,258 | 934 | 607 | 207 | 12 | 202 | 6 | 324 | 106 | 24 | 9 | 159 | 26 |
| Eddy | 742 | 550 | 325 | 151 | 10 | 57 | 7 | 192 | 67 | 25 | 6 | 75 | 19 |
| Emmons | 849 | 785 | 697 | 36 | 10 | 36 | 6 | 64 | 12 | 7 | 5 | 35 | 5 |
| Foster | 802 | 519 | 118 | 277 | 79 | 43 | 2 | 283 | 27 | 28 | 92 | 124 | 12 |
| Grand Forks | 4,645 | 2,226 | 793 | 995 | 45 | 371 | 22 | 2,319 | 633 | 321 | 60 | 1,141 | 164 |
| Griggs | 952 | 746 | 340 | 326 | 21 | 57 | 2 | 206 | 83 | 22 | 3 | 62 | 36 |
| Kidder | 334 | 244 | 171 | 28 | 3 | 42 | | 90 | 36 | 2 | 2 | 45 | 5 |
| Lamoure | 1,242 | 895 | 512 | 325 | 2 | 44 | 12 | 347 | 156 | 32 | 4 | 100 | 55 |
| Logan | 288 | 272 | 281 | 13 | 7 | 5 | 16 | 16 | 6 | 1 | | 4 | 5 |
| McHenry | 1,224 | 1,032 | 900 | 73 | 13 | 36 | 10 | 192 | 95 | 8 | 12 | 46 | 31 |
| McIntosh | 819 | 743 | 585 | 163 | 5 | 35 | 5 | 76 | 31 | 2 | 1 | 27 | 15 |
| McLean | 1,087 | 946 | 772 | 5 | 133 | 20 | 16 | 141 | 58 | 1 | 12 | 20 | 50 |
| Mercer | 317 | 302 | 291 | | | 10 | 1 | 15 | 9 | | | 5 | 1 |
| Morton | 1,569 | 1,004 | 875 | 24 | 25 | 52 | 28 | 565 | 271 | 28 | 7 | 229 | 30 |
| Nelson | 1,482 | 1,164 | 646 | 407 | 23 | 74 | 14 | 318 | 114 | 38 | 2 | 105 | 59 |
| Oliver | 195 | 188 | 101 | 12 | 64 | 11 | | 7 | | | 1 | 5 | 1 |
| Pembina | 3,292 | 2,135 | 724 | 914 | 51 | 432 | 14 | 1,157 | 456 | 104 | 109 | 401 | 87 |
| Pierce | 1,107 | 971 | 770 | 161 | 7 | 32 | 1 | 136 | 53 | 11 | 25 | 35 | 12 |
| Ramsey | 2,009 | 1,501 | 960 | 412 | 10 | 118 | 1 | 508 | 166 | 60 | 8 | 221 | 53 |
| Ransom | 1,850 | 909 | 370 | 402 | 11 | 115 | 11 | 441 | 154 | 59 | 14 | 165 | 49 |
| Richland | 3,235 | 2,201 | 861 | 952 | 55 | 314 | 19 | 1,034 | 485 | 70 | 22 | 323 | 134 |
| Rolette | 1,763 | 1,418 | 1,114 | 208 | 37 | 43 | 16 | 345 | 224 | 9 | 8 | 34 | 70 |
| Sargent | 1,215 | 927 | 484 | 309 | 8 | 117 | 9 | 288 | 130 | 19 | 7 | 104 | 28 |
| Stark | 1,398 | 827 | 653 | 41 | 105 | 17 | 11 | 571 | 270 | 20 | 10 | 228 | 43 |
| Steele | 1,075 | 851 | 231 | 425 | 42 | 153 | | 224 | 61 | 43 | 7 | 79 | 34 |
| Stutsman | 1,824 | 1,135 | 706 | 277 | 38 | 105 | 9 | 689 | 246 | 41 | 32 | 333 | 37 |
| Towner | 1,491 | 1,201 | 889 | 210 | 9 | 72 | 21 | 290 | 95 | 27 | 3 | 115 | 50 |
| Trail | 2,200 | 1,318 | 561 | 502 | 17 | 226 | 12 | 882 | 338 | 99 | 59 | 331 | 55 |
| Walsh | 3,771 | 2,586 | 983 | 1,004 | 201 | 385 | 13 | 1,185 | 515 | 136 | 25 | 411 | 98 |
| Ward | 1,352 | 1,461 | 1,361 | 33 | 21 | 36 | 10 | 391 | 146 | 19 | 13 | 168 | 45 |
| Wells | 1,736 | 1,402 | 870 | 454 | 12 | 59 | 7 | 384 | 164 | 27 | 11 | 124 | 58 |
| Williams | 310 | 111 | 105 | 4 | | 2 | | 199 | 95 | 4 | 11 | 70 | 19 |
| Standing Rock reservation (part of) ¹ | 627 | 437 | 429 | | 2 | | 6 | 190 | 150 | | 1 | 3 | 36 |
| Ohio | 984,674 | 279,786 | 138,445 | 58,632 | 4,864 | 76,311 | 1,534 | 654,888 | 178,567 | 90,744 | 10,340 | 354,990 | 20,247 |
| Adams | 5,759 | 3,574 | 1,813 | 620 | 24 | 1,106 | 11 | 2,185 | 784 | 196 | 44 | 1,097 | 64 |
| Allen | 10,712 | 2,922 | 1,596 | 523 | 41 | 750 | 12 | 7,790 | 2,108 | 1,532 | 248 | 3,732 | 170 |
| Ashland | 5,422 | 2,688 | 1,342 | 508 | 15 | 809 | 14 | 2,734 | 1,286 | 308 | 37 | 1,045 | 58 |
| Ashtabula | 12,418 | 5,002 | 2,639 | 1,317 | 77 | 945 | 24 | 7,416 | 2,148 | 1,202 | 235 | 3,501 | 330 |
| Athens | 8,235 | 2,975 | 1,677 | 587 | 26 | 673 | 12 | 5,260 | 1,372 | 480 | 81 | 3,164 | 163 |
| Auglaize | 6,743 | 2,842 | 1,412 | 590 | 32 | 793 | 15 | 3,901 | 1,494 | 608 | 101 | 1,564 | 134 |
| Belmont | 13,204 | 3,930 | 2,051 | 742 | 45 | 1,074 | 18 | 9,274 | 2,455 | 1,075 | 71 | 5,311 | 362 |
| Brown | 6,495 | 3,871 | 2,060 | 672 | 100 | 1,124 | 15 | 2,524 | 965 | 294 | 91 | 1,056 | 118 |
| Butler | 12,695 | 2,765 | 1,064 | 462 | 33 | 1,203 | 3 | 9,930 | 2,497 | 1,575 | 46 | 5,724 | 88 |
| Carroll | 3,959 | 2,329 | 1,409 | 416 | 41 | 445 | 18 | 1,630 | 702 | 136 | 19 | 693 | 80 |
| Champaign | 6,574 | 2,497 | 920 | 589 | 34 | 943 | 11 | 4,077 | 1,411 | 645 | 64 | 1,393 | 64 |
| Clark | 13,356 | 2,351 | 915 | 492 | 19 | 916 | 9 | 11,035 | 2,579 | 1,555 | 61 | 6,525 | 315 |
| Clermont | 7,730 | 4,239 | 1,984 | 871 | 59 | 1,284 | 41 | 3,491 | 1,265 | 398 | 142 | 1,510 | 176 |
| Clinton | 5,898 | 2,628 | 1,124 | 507 | 58 | 923 | 16 | 3,270 | 1,134 | 473 | 73 | 1,509 | 81 |
| Columbiana | 15,650 | 3,741 | 2,042 | 663 | 49 | 944 | 43 | 11,909 | 3,530 | 1,951 | 206 | 5,320 | 402 |
| Coshocton | 6,571 | 3,313 | 1,930 | 753 | 36 | 591 | 8 | 3,253 | 1,128 | 331 | 43 | 1,617 | 134 |
| Crawford | 7,898 | 2,674 | 1,419 | 570 | 20 | 653 | 12 | 5,224 | 2,045 | 767 | 48 | 2,216 | 145 |
| Cuyahoga | 92,799 | 4,533 | 2,259 | 1,120 | 56 | 1,063 | 30 | 38,266 | 13,386 | 14,235 | 692 | 52,491 | 2,402 |
| Darke | 9,756 | 5,333 | 2,030 | 1,152 | 36 | 1,999 | 36 | 4,423 | 1,843 | 578 | 98 | 1,794 | 110 |
| Defiance | 5,903 | 2,302 | 1,356 | 706 | 46 | 681 | 13 | 3,101 | 935 | 337 | 369 | 1,333 | 72 |
| Delaware | 6,352 | 3,101 | 1,572 | 685 | 51 | 782 | 11 | 3,251 | 1,203 | 332 | 58 | 1,542 | 116 |
| Erie | 8,350 | 1,933 | 741 | 517 | 162 | 508 | 5 | 6,417 | 2,212 | 899 | 241 | 2,743 | 317 |
| Fairfield | 7,797 | 3,563 | 1,825 | 491 | 64 | 926 | 21 | 4,234 | 1,584 | 662 | 65 | 1,768 | 155 |
| Fayette | 5,054 | 1,964 | 768 | 367 | 26 | 794 | 9 | 3,030 | 822 | 441 | 20 | 1,699 | 108 |
| Franklin | 35,544 | 3,909 | 1,605 | 635 | 230 | 1,389 | 50 | 31,635 | 5,694 | 3,945 | 700 | 19,991 | 1,305 |
| Fulton | 5,489 | 3,346 | 1,451 | 1,001 | 46 | 826 | 22 | 2,143 | 734 | 378 | 164 | 794 | 73 |
| Gallia | 5,911 | 3,368 | 1,933 | 750 | 23 | 627 | 10 | 2,543 | 668 | 231 | 63 | 1,504 | 77 |
| Geauga | 3,724 | 2,474 | 1,277 | 491 | 65 | 609 | 32 | 1,250 | 551 | 130 | 19 | 467 | 33 |
| Greene | 7,373 | 2,724 | 1,049 | 525 | 60 | 1,071 | 19 | 4,654 | 1,479 | 759 | 42 | 2,276 | 98 |
| Guernsey | 7,756 | 3,255 | 1,896 | 609 | 13 | 707 | 30 | 4,501 | 1,412 | 641 | 64 | 2,268 | 116 |

¹ Indian reservation.

PROPRIETORSHIP OF HOMES.

689

TABLE 106.—PRIVATE FAMILIES OCCUPYING OWNED AND HIRED AND FREE AND ENCUMBERED HOMES, BY COUNTIES: 1900—Continued.

| COUNTIES. | Total private families. | FARM HOMES. | | | | | | OTHER HOMES. | | | | | |
|-----------------|-------------------------|-------------|--------|-------------|-----------|--------|-----------|--------------|--------|-------------|-----------|--------|-----------|
| | | Total. | Owned. | | | Hired. | Un-known. | Total. | Owned. | | | Hired. | Un-known. |
| | | | Free. | Encumbered. | Un-known. | | | | Free. | Encumbered. | Un-known. | | |
| Ohio—Continued. | | | | | | | | | | | | | |
| Hamilton | 90,597 | 4,226 | 1,706 | 733 | 72 | 1,693 | 22 | 86,371 | 12,893 | 7,998 | 529 | 62,985 | 2,566 |
| Hancock | 9,879 | 3,476 | 1,631 | 615 | 106 | 1,030 | 44 | 6,403 | 2,188 | 801 | 48 | 3,194 | 372 |
| Hardin | 7,225 | 3,204 | 1,237 | 737 | 196 | 1,016 | 18 | 4,021 | 1,314 | 626 | 84 | 1,813 | 184 |
| Harrison | 4,896 | 2,438 | 1,385 | 468 | 31 | 983 | 20 | 2,455 | 983 | 279 | 36 | 1,071 | 89 |
| Henry | 6,035 | 3,366 | 1,356 | 1,005 | 23 | 981 | 1 | 2,669 | 1,151 | 370 | 56 | 1,008 | 84 |
| Highland | 7,334 | 3,596 | 2,013 | 640 | 37 | 891 | 15 | 3,738 | 1,201 | 611 | 92 | 1,703 | 131 |
| Hocking | 5,170 | 2,221 | 1,631 | 265 | 52 | 426 | 15 | 2,949 | 605 | 101 | 216 | 1,947 | 50 |
| Holmes | 4,333 | 2,686 | 1,473 | 551 | 29 | 605 | 13 | 1,697 | 672 | 180 | 22 | 718 | 105 |
| Huron | 8,232 | 3,110 | 1,444 | 776 | 117 | 756 | 17 | 5,122 | 1,795 | 883 | 74 | 2,235 | 132 |
| Jackson | 7,206 | 2,055 | 1,457 | 313 | 7 | 253 | 25 | 5,151 | 1,373 | 561 | 40 | 3,031 | 146 |
| Jefferson | 9,460 | 2,064 | 1,029 | 450 | 21 | 554 | 10 | 7,396 | 2,061 | 782 | 31 | 4,273 | 249 |
| Knox | 6,873 | 3,410 | 1,910 | 731 | 23 | 725 | 21 | 3,463 | 1,846 | 310 | 58 | 1,495 | 254 |
| Lake | 5,107 | 1,974 | 1,033 | 460 | 14 | 389 | 28 | 3,133 | 1,093 | 385 | 47 | 1,482 | 126 |
| Lawrence | 7,986 | 2,992 | 1,700 | 435 | 68 | 782 | 7 | 4,994 | 1,209 | 545 | 84 | 3,039 | 117 |
| Licking | 11,252 | 4,513 | 2,168 | 1,164 | 159 | 998 | 24 | 6,739 | 1,883 | 1,204 | 164 | 3,220 | 268 |
| Logan | 7,256 | 3,101 | 1,309 | 719 | 40 | 1,020 | 13 | 4,155 | 1,327 | 813 | 38 | 1,803 | 174 |
| Lorain | 12,213 | 3,643 | 1,891 | 900 | 42 | 788 | 22 | 8,570 | 2,518 | 1,707 | 78 | 3,976 | 291 |
| Lucas | 33,033 | 2,849 | 1,196 | 704 | 45 | 891 | 13 | 30,234 | 7,448 | 5,215 | 219 | 16,709 | 643 |
| Madison | 4,693 | 1,581 | 802 | 323 | 43 | 903 | 5 | 2,782 | 605 | 371 | 178 | 1,521 | 107 |
| Mahoning | 14,845 | 3,091 | 1,769 | 525 | 100 | 682 | 15 | 11,754 | 3,560 | 1,633 | 245 | 5,902 | 414 |
| Marion | 6,661 | 2,299 | 1,163 | 391 | 54 | 678 | 13 | 4,382 | 1,367 | 761 | 101 | 1,903 | 230 |
| Medina | 5,541 | 3,031 | 1,477 | 804 | 36 | 701 | 13 | 2,510 | 1,069 | 287 | 63 | 991 | 100 |
| Meigs | 6,534 | 3,309 | 2,160 | 531 | 23 | 572 | 18 | 3,275 | 1,376 | 203 | 57 | 1,568 | 71 |
| Mercer | 5,732 | 3,266 | 1,579 | 822 | 28 | 815 | 22 | 2,466 | 906 | 428 | 25 | 998 | 109 |
| Miami | 10,659 | 3,078 | 1,147 | 484 | 48 | 1,393 | 6 | 7,581 | 2,663 | 1,195 | 103 | 3,420 | 200 |
| Monroe | 5,534 | 3,643 | 2,216 | 679 | 21 | 706 | 21 | 1,891 | 752 | 151 | 40 | 825 | 123 |
| Montgomery | 28,406 | 4,436 | 1,711 | 884 | 18 | 1,818 | 5 | 23,970 | 5,239 | 4,278 | 235 | 14,081 | 137 |
| Morgan | 4,254 | 2,701 | 1,612 | 551 | 25 | 505 | 8 | 1,553 | 528 | 181 | 29 | 742 | 73 |
| Morrow | 4,694 | 2,770 | 1,433 | 639 | 25 | 665 | 8 | 1,924 | 644 | 232 | 177 | 715 | 156 |
| Muskingum | 12,644 | 4,016 | 2,276 | 850 | 31 | 838 | 21 | 8,628 | 2,698 | 1,230 | 84 | 4,353 | 263 |
| Noble | 4,254 | 2,815 | 1,726 | 563 | 26 | 498 | 2 | 1,439 | 507 | 117 | 58 | 645 | 112 |
| Ottawa | 4,821 | 2,342 | 1,149 | 737 | 17 | 426 | 13 | 2,479 | 913 | 309 | 36 | 1,078 | 93 |
| Paulding | 5,872 | 3,670 | 1,140 | 1,324 | 28 | 1,153 | 25 | 2,202 | 723 | 387 | 35 | 998 | 59 |
| Perry | 6,899 | 2,459 | 1,541 | 457 | 23 | 418 | 20 | 4,440 | 1,607 | 436 | 46 | 2,189 | 162 |
| Pickaway | 6,096 | 2,428 | 916 | 452 | 25 | 1,027 | 8 | 3,668 | 1,021 | 507 | 54 | 1,930 | 156 |
| Pike | 3,827 | 2,367 | 1,435 | 301 | 17 | 559 | 5 | 1,460 | 436 | 103 | 31 | 844 | 46 |
| Portage | 7,452 | 3,628 | 1,872 | 857 | 57 | 815 | 27 | 3,824 | 1,335 | 569 | 72 | 1,715 | 133 |
| Preble | 5,997 | 3,091 | 1,241 | 713 | 35 | 1,098 | 4 | 2,906 | 1,136 | 452 | 31 | 1,255 | 32 |
| Putnam | 6,846 | 3,668 | 1,721 | 999 | 56 | 881 | 11 | 3,178 | 1,275 | 527 | 32 | 1,262 | 82 |
| Richland | 10,821 | 3,497 | 1,725 | 724 | 46 | 976 | 26 | 7,124 | 2,183 | 1,334 | 204 | 3,202 | 201 |
| Ross | 9,065 | 3,391 | 1,498 | 676 | 156 | 1,031 | 30 | 5,674 | 1,615 | 431 | 284 | 3,131 | 213 |
| Sandusky | 7,960 | 2,890 | 1,330 | 588 | 30 | 935 | 7 | 5,070 | 1,912 | 643 | 368 | 1,946 | 201 |
| Scioto | 8,643 | 2,749 | 1,648 | 390 | 20 | 676 | 15 | 5,894 | 1,331 | 816 | 154 | 3,285 | 258 |
| Seneca | 9,742 | 3,503 | 1,547 | 589 | 179 | 1,165 | 23 | 6,239 | 2,402 | 738 | 121 | 2,794 | 184 |
| Shelby | 5,641 | 2,821 | 1,270 | 590 | 46 | 897 | 18 | 2,820 | 909 | 373 | 89 | 1,353 | 96 |
| Stark | 21,535 | 4,516 | 2,343 | 844 | 40 | 1,266 | 23 | 17,019 | 5,700 | 2,843 | 288 | 7,750 | 438 |
| Summit | 16,352 | 2,900 | 1,437 | 572 | 47 | 832 | 12 | 13,452 | 4,250 | 2,646 | 101 | 5,994 | 461 |
| Trumbull | 11,042 | 4,358 | 2,450 | 799 | 250 | 945 | 14 | 6,684 | 2,397 | 709 | 227 | 3,047 | 304 |
| Tuscarawas | 11,968 | 3,621 | 2,044 | 745 | 42 | 767 | 23 | 8,347 | 2,957 | 1,163 | 39 | 3,961 | 227 |
| Union | 5,466 | 2,922 | 1,317 | 756 | 29 | 810 | 10 | 2,544 | 981 | 434 | 33 | 1,036 | 60 |
| Van Wert | 6,715 | 3,326 | 1,340 | 1,077 | 27 | 867 | 15 | 3,389 | 1,153 | 676 | 39 | 1,406 | 115 |
| Vinton | 3,299 | 2,130 | 1,126 | 336 | 194 | 457 | 17 | 1,169 | 346 | 88 | 32 | 647 | 56 |
| Warren | 6,299 | 2,611 | 992 | 499 | 59 | 1,038 | 23 | 3,683 | 1,118 | 459 | 136 | 1,336 | 139 |
| Washington | 10,657 | 4,604 | 2,332 | 834 | 98 | 818 | 22 | 6,053 | 1,816 | 862 | 146 | 3,027 | 202 |
| Wayne | 8,957 | 4,065 | 2,031 | 745 | 56 | 1,193 | 40 | 4,892 | 2,227 | 588 | 53 | 1,865 | 159 |
| Williams | 6,146 | 3,018 | 1,445 | 699 | 33 | 812 | 29 | 3,128 | 1,423 | 475 | 18 | 1,122 | 90 |
| Wood | 11,925 | 4,769 | 2,280 | 864 | 30 | 1,533 | 12 | 7,156 | 2,803 | 837 | 73 | 3,254 | 139 |
| Wyandot | 5,011 | 2,431 | 1,134 | 571 | 22 | 697 | 7 | 2,580 | 1,145 | 297 | 32 | 1,037 | 69 |
| Oklahoma | 85,929 | 63,006 | 41,607 | 4,995 | 2,121 | 13,656 | 627 | 22,923 | 8,639 | 1,537 | 863 | 9,501 | 2,383 |
| Beaver | 713 | 660 | 567 | 18 | 24 | 43 | 8 | 53 | 9 | 3 | 4 | 13 | 24 |
| Blaine | 2,469 | 2,034 | 1,669 | 9 | 29 | 294 | 33 | 435 | 118 | 9 | 24 | 129 | 155 |
| Canadian | 3,272 | 2,055 | 1,099 | 412 | 22 | 496 | 26 | 1,217 | 454 | 73 | 16 | 546 | 123 |
| Cleveland | 3,213 | 2,306 | 971 | 423 | 36 | 852 | 19 | 912 | 357 | 88 | 23 | 374 | 65 |
| Custer | 2,317 | 2,373 | 2,110 | 6 | 4 | 235 | 18 | 444 | 157 | 12 | 31 | 153 | 91 |
| Day | 456 | 391 | 335 | 7 | 9 | 40 | ----- | 65 | 10 | 21 | 2 | 23 | 9 |
| Dewey | 2,161 | 2,027 | 1,569 | ----- | 285 | 144 | 29 | 134 | 46 | 1 | 9 | 60 | 13 |
| Garfield | 4,923 | 3,723 | 2,737 | 253 | 30 | 653 | 50 | 1,200 | 442 | 126 | 43 | 501 | 88 |
| Grant | 3,990 | 3,345 | 2,605 | 198 | 59 | 467 | 16 | 645 | 281 | 41 | 10 | 262 | 51 |
| Greer | 3,570 | 3,301 | 2,911 | 5 | 39 | 329 | 17 | 269 | 55 | ----- | 33 | 108 | 23 |
| Kay | 4,951 | 2,847 | 1,914 | 236 | 214 | 448 | 35 | 2,104 | 735 | 246 | 27 | 924 | 172 |
| Kingfisher | 4,023 | 2,892 | 1,693 | 534 | 50 | 587 | 23 | 1,131 | 516 | 55 | 19 | 427 | 114 |
| Lincoln | 5,583 | 4,505 | 2,050 | 509 | 65 | 1,344 | 37 | 1,078 | 379 | 75 | 45 | 472 | 107 |
| Logan | 5,641 | 2,970 | 1,390 | 785 | 21 | 756 | 18 | 2,671 | 960 | 210 | 111 | 1,243 | 147 |
| Noble | 3,095 | 1,330 | 1,326 | 79 | 9 | 413 | 3 | 1,265 | 678 | 33 | 22 | 408 | 74 |
| Oklahoma | 5,270 | 2,634 | 1,054 | 663 | 93 | 801 | 13 | 2,636 | 742 | 269 | 44 | 1,470 | 111 |
| Pawnee | 2,710 | 1,880 | 1,059 | 19 | 149 | 635 | 18 | 830 | 258 | 21 | 69 | 313 | 169 |
| Payne | 4,452 | 3,179 | 1,695 | 501 | 41 | 926 | 16 | 1,273 | 475 | 32 | 53 | 469 | 139 |
| Pottawatomie | 5,317 | 3,487 | 1,582 | 255 | 62 | 1,552 | 36 | 1,830 | 713 | 75 | 51 | 819 | 167 |

STATISTICS OF POPULATION.

TABLE 106.—PRIVATE FAMILIES OCCUPYING OWNED AND HIRED AND FREE AND ENCUMBERED HOMES, BY COUNTIES: 1900—Continued.

| COUNTIES. | Total private families. | FARM HOMES. | | | | | | OTHER HOMES. | | | | | |
|--|-------------------------|-------------|---------|-------------|-----------|--------|-----------|--------------|---------|-------------|-----------|---------|-----------|
| | | Total. | Owned. | | | Hired. | Un-known. | Total. | Owned. | | | Hired. | Un-known. |
| | | | Free. | Encumbered. | Un-known. | | | | Free. | Encumbered. | Un-known. | | |
| Oklahoma—Continued. | | | | | | | | | | | | | |
| Roger Mills..... | 1,353 | 1,243 | 1,172 | 5 | 37 | 29 | 110 | 14 | 4 | 17 | 75 | | |
| Washita..... | 3,144 | 2,076 | 11 | 410 | 340 | 61 | 246 | 93 | 32 | 79 | 39 | | |
| Woods..... | 8,075 | 7,281 | 6,036 | 52 | 416 | 701 | 794 | 352 | 20 | 70 | 235 | | |
| Woodward..... | 1,843 | 1,551 | 1,410 | 8 | 18 | 110 | 292 | 77 | 15 | 46 | 182 | | |
| Kaw reservation ¹ | 169 | 122 | 45 | | | 68 | 47 | 24 | | | 23 | | |
| Kiowa, Comanche, and Apache reservation ¹ | 1,043 | 387 | 281 | | 5 | 85 | 656 | 393 | | 153 | 105 | | |
| Osage reservation ¹ | 1,349 | 952 | 175 | 2 | 20 | 742 | 397 | 155 | 9 | 7 | 89 | | |
| Wichita reservation ¹ | 322 | 133 | 71 | | 1 | 58 | 189 | 141 | | 8 | 29 | | |
| Oregon..... | 87,545 | 35,959 | 20,766 | 7,010 | 862 | 7,118 | 203 | 51,586 | 16,518 | 3,761 | 1,257 | 26,627 | 3,423 |
| Baker..... | 3,560 | 743 | 483 | 106 | 19 | 181 | 4 | 2,817 | 927 | 139 | 53 | 1,428 | 270 |
| Benton..... | 1,547 | 853 | 473 | 197 | 3 | 153 | 2 | 714 | 269 | 47 | 30 | 362 | 6 |
| Clackamas..... | 4,392 | 2,503 | 1,417 | 624 | 10 | 447 | 5 | 1,833 | 676 | 218 | 22 | 894 | 79 |
| Clatsop..... | 2,479 | 410 | 238 | 54 | 84 | 6 | 2,069 | 664 | 102 | 18 | 1,079 | 206 | |
| Columbia..... | 1,426 | 809 | 493 | 167 | 44 | 98 | 7 | 617 | 185 | 41 | 42 | 302 | 47 |
| Coos..... | 2,204 | 903 | 514 | 184 | 1 | 200 | 4 | 1,301 | 462 | 78 | 10 | 713 | 38 |
| Crook..... | 901 | 594 | 424 | 56 | 12 | 96 | 6 | 307 | 169 | 9 | 14 | 104 | 11 |
| Curry..... | 425 | 233 | 161 | 47 | 33 | 41 | 1 | 142 | 39 | 3 | 22 | 57 | 21 |
| Douglas..... | 3,165 | 1,684 | 943 | 284 | 15 | 422 | 15 | 1,451 | 569 | 62 | 29 | 745 | 76 |
| Gilliam..... | 676 | 444 | 317 | 56 | 23 | 41 | 7 | 232 | 71 | 12 | 4 | 95 | 50 |
| Grant..... | 1,557 | 691 | 514 | 66 | 20 | 85 | 6 | 866 | 290 | 30 | 119 | 205 | 222 |
| Harney..... | 643 | 335 | 211 | 29 | 71 | 14 | 10 | 308 | 185 | 2 | 16 | 84 | 71 |
| Jackson..... | 3,242 | 1,335 | 797 | 221 | 10 | 302 | 5 | 1,907 | 789 | 154 | 37 | 816 | 111 |
| Josephine..... | 1,736 | 574 | 359 | 116 | 5 | 86 | 8 | 1,162 | 532 | 46 | 41 | 516 | 27 |
| Klamath..... | 929 | 651 | 458 | 92 | 5 | 84 | 12 | 278 | 93 | 22 | 9 | 117 | 37 |
| Lake..... | 614 | 352 | 269 | 29 | | 53 | 1 | 262 | 108 | 5 | 10 | 126 | 13 |
| Lane..... | 4,473 | 2,428 | 1,565 | 369 | 18 | 463 | 13 | 2,045 | 785 | 136 | 45 | 982 | 97 |
| Lincoln..... | 909 | 519 | 405 | 48 | 6 | 60 | | 390 | 231 | 15 | 3 | 129 | 12 |
| Linn..... | 4,253 | 2,430 | 1,199 | 539 | 13 | 676 | 3 | 1,823 | 667 | 155 | 35 | 923 | 43 |
| Malheur..... | 983 | 553 | 336 | 62 | 91 | 62 | 2 | 430 | 166 | 9 | 56 | 157 | 42 |
| Marion..... | 5,729 | 2,791 | 1,388 | 719 | 25 | 648 | 11 | 2,938 | 1,141 | 244 | 66 | 1,386 | 101 |
| Morrow..... | 980 | 537 | 295 | 105 | 76 | 52 | 9 | 393 | 121 | 24 | 6 | 149 | 33 |
| Multnomah..... | 18,134 | 1,353 | 458 | 216 | 131 | 486 | 12 | 16,831 | 3,362 | 1,506 | 304 | 10,632 | 977 |
| Polk..... | 2,334 | 1,254 | 575 | 289 | 19 | 366 | 5 | 1,080 | 414 | 96 | 25 | 477 | 63 |
| Sherman..... | 831 | 528 | 320 | 106 | 17 | 83 | 2 | 303 | 113 | 9 | 16 | 90 | 75 |
| Tillamook..... | 1,032 | 621 | 449 | 120 | 2 | 50 | | 411 | 185 | 30 | 12 | 174 | 10 |
| Umatilla..... | 3,662 | 1,706 | 988 | 363 | 22 | 324 | 9 | 1,956 | 697 | 145 | 47 | 925 | 142 |
| Union..... | 3,573 | 1,523 | 856 | 332 | 34 | 292 | 9 | 2,050 | 730 | 125 | 31 | 944 | 170 |
| Wallowa..... | 1,315 | 828 | 603 | 82 | 22 | 116 | 5 | 487 | 252 | 14 | 16 | 161 | 44 |
| Wasco..... | 2,916 | 1,408 | 901 | 270 | 13 | 215 | 9 | 1,508 | 591 | 66 | 23 | 663 | 165 |
| Washington..... | 3,257 | 2,296 | 1,261 | 532 | 22 | 474 | 7 | 961 | 373 | 91 | 10 | 442 | 45 |
| Wheeler..... | 533 | 375 | 276 | 54 | 8 | 35 | 2 | 158 | 56 | 3 | 22 | 57 | 20 |
| Yamhill..... | 3,130 | 1,665 | 795 | 476 | 14 | 374 | 6 | 1,465 | 656 | 123 | 14 | 633 | 34 |
| Pennsylvania..... | 1,303,174 | 225,056 | 107,512 | 51,271 | 5,309 | 59,738 | 1,226 | 1,078,113 | 219,175 | 123,649 | 16,927 | 682,647 | 35,720 |
| Adams..... | 7,771 | 3,425 | 1,259 | 913 | 20 | 1,221 | 7 | 4,346 | 1,577 | 669 | 49 | 1,959 | 92 |
| Allgheny..... | 151,537 | 5,510 | 2,641 | 769 | 204 | 1,343 | 48 | 146,077 | 23,257 | 18,639 | 1,328 | 98,638 | 4,215 |
| Armstrong..... | 10,973 | 4,141 | 2,734 | 341 | 99 | 904 | 13 | 6,837 | 1,998 | 447 | 332 | 3,303 | 237 |
| Beaver..... | 12,160 | 2,370 | 1,346 | 491 | 101 | 617 | 15 | 9,530 | 2,672 | 1,539 | 144 | 4,961 | 224 |
| Bedford..... | 8,120 | 3,757 | 2,061 | 763 | 61 | 340 | 27 | 4,363 | 1,543 | 394 | 86 | 2,137 | 153 |
| Berks..... | 34,169 | 7,416 | 2,223 | 2,135 | 149 | 2,335 | 24 | 26,733 | 5,434 | 4,231 | 209 | 15,904 | 975 |
| Blair..... | 17,472 | 1,799 | 799 | 315 | 45 | 630 | 10 | 15,673 | 3,758 | 2,555 | 230 | 8,770 | 360 |
| Bradford..... | 14,494 | 6,812 | 3,351 | 1,321 | 161 | 1,416 | 63 | 7,632 | 3,102 | 356 | 362 | 3,937 | 375 |
| Bucks..... | 16,218 | 6,269 | 1,831 | 2,490 | 60 | 1,365 | 23 | 9,949 | 2,096 | 1,595 | 116 | 5,923 | 214 |
| Butler..... | 11,973 | 5,250 | 3,334 | 616 | 214 | 1,000 | 36 | 6,723 | 2,431 | 570 | 438 | 2,934 | 250 |
| Cambria..... | 19,465 | 2,527 | 1,691 | 370 | 39 | 415 | 12 | 16,938 | 4,368 | 1,643 | 473 | 9,333 | 616 |
| Cameron..... | 1,362 | 334 | 205 | 126 | 2 | 49 | 2 | 978 | 291 | 103 | 2 | 552 | 30 |
| Carbon..... | 8,703 | 1,014 | 537 | 313 | 7 | 148 | 4 | 7,639 | 1,364 | 325 | 32 | 4,325 | 143 |
| Center..... | 9,021 | 2,347 | 912 | 429 | 58 | 937 | 11 | 6,674 | 2,160 | 614 | 231 | 3,412 | 237 |
| Chester..... | 20,473 | 6,346 | 1,612 | 2,476 | 78 | 2,132 | 48 | 14,127 | 2,449 | 1,306 | 142 | 9,414 | 316 |
| Clarion..... | 7,190 | 3,174 | 2,130 | 410 | 34 | 532 | 13 | 4,016 | 1,396 | 242 | 64 | 1,641 | 173 |
| Clearfield..... | 15,699 | 3,439 | 2,290 | 552 | 92 | 484 | 21 | 12,260 | 4,147 | 1,217 | 225 | 6,212 | 459 |
| Clinton..... | 6,254 | 1,359 | 640 | 273 | 49 | 390 | 7 | 4,895 | 1,603 | 453 | 70 | 2,599 | 170 |
| Columbia..... | 8,675 | 2,754 | 1,369 | 581 | 46 | 751 | 7 | 5,921 | 1,720 | 647 | 238 | 3,137 | 129 |
| Crawford..... | 15,623 | 7,735 | 4,521 | 1,640 | 334 | 1,213 | 27 | 7,883 | 2,633 | 774 | 358 | 3,791 | 327 |
| Cumberland..... | 11,710 | 3,039 | 964 | 537 | 92 | 1,476 | 20 | 8,621 | 2,536 | 911 | 144 | 4,740 | 290 |
| Dauphin..... | 24,110 | 2,334 | 954 | 649 | 42 | 1,181 | 8 | 21,276 | 3,964 | 2,519 | 269 | 13,733 | 791 |
| Delaware..... | 18,417 | 1,614 | 443 | 452 | 20 | 694 | 5 | 16,303 | 2,079 | 2,755 | 134 | 11,572 | 263 |
| Elk..... | 5,726 | 966 | 538 | 210 | 78 | 88 | 2 | 4,760 | 1,195 | 440 | 29 | 2,915 | 131 |
| Erie..... | 22,516 | 5,794 | 2,348 | 1,303 | 154 | 1,437 | 47 | 16,722 | 4,972 | 2,242 | 367 | 8,585 | 556 |
| Fayette..... | 20,904 | 3,796 | 2,546 | 371 | 31 | 773 | 25 | 17,108 | 3,349 | 913 | 234 | 11,623 | 434 |
| Forest..... | 2,172 | 674 | 398 | 78 | 6 | 92 | | 1,598 | 513 | 90 | 34 | 393 | 63 |
| Franklin..... | 12,041 | 3,913 | 1,633 | 744 | 30 | 1,437 | 4 | 8,123 | 2,371 | 1,031 | 78 | 3,976 | 117 |
| Fulton..... | 2,147 | 1,462 | 833 | 336 | 2 | 237 | 4 | 635 | 298 | 61 | 10 | 304 | 12 |
| Greene..... | 6,119 | 3,436 | 2,173 | 293 | 191 | 735 | 44 | 2,633 | 858 | 146 | 165 | 1,375 | 89 |
| Huntingdon..... | 7,326 | 2,473 | 1,215 | 475 | 20 | 754 | 9 | 4,833 | 1,603 | 429 | 67 | 2,693 | 61 |
| Indiana..... | 9,117 | 4,497 | 2,698 | 596 | 202 | 965 | 36 | 4,620 | 1,407 | 348 | 375 | 2,206 | 234 |
| Jefferson..... | 11,553 | 3,027 | 1,976 | 496 | 143 | 336 | 21 | 8,526 | 2,012 | 901 | 475 | 4,375 | 263 |
| Juniata..... | 3,493 | 1,665 | 698 | 419 | 35 | 412 | 1 | 1,923 | 717 | 225 | 51 | 911 | 24 |
| Lackawanna..... | 38,054 | 1,855 | 947 | 368 | 56 | 476 | 8 | 36,199 | 9,376 | 4,769 | 664 | 20,233 | 1,092 |

¹Indian reservation.

PROPRIETORSHIP OF HOMES.

691

TABLE 106.—PRIVATE FAMILIES OCCUPYING OWNED AND HIRED AND FREE AND ENCUMBERED HOMES, BY COUNTIES: 1900—Continued.

| COUNTIES. | Total private families. | FARM HOMES. | | | | | | OTHER HOMES. | | | | | |
|-------------------|-------------------------|-------------|--------|-------------|-----------|--------|-----------|--------------|--------|-------------|-----------|---------|-----------|
| | | Total. | Owned. | | | Hired. | Un-known. | Total. | Owned. | | | Hired. | Un-known. |
| | | | Free. | Encumbered. | Un-known. | | | | Free. | Encumbered. | Un-known. | | |
| Pennsylvania—Con. | | | | | | | | | | | | | |
| Lancaster | 35,154 | 9,664 | 2,529 | 3,343 | 180 | 3,571 | 41 | 25,490 | 5,355 | 4,051 | 458 | 14,881 | 745 |
| Lawrence | 12,287 | 2,608 | 1,601 | 385 | 47 | 551 | 19 | 9,634 | 2,297 | 1,462 | 195 | 5,369 | 291 |
| Lebanon | 11,976 | 2,560 | 778 | 677 | 41 | 1,056 | 8 | 9,415 | 1,979 | 1,206 | 130 | 5,800 | 300 |
| Lehigh | 20,265 | 3,269 | 1,217 | 894 | 20 | 1,129 | 9 | 16,996 | 3,428 | 2,417 | 90 | 10,619 | 442 |
| Luzerne | 49,443 | 3,289 | 1,852 | 661 | 51 | 712 | 13 | 46,154 | 9,892 | 5,196 | 592 | 29,538 | 936 |
| Lycoming | 16,693 | 3,839 | 2,138 | 388 | 66 | 771 | 26 | 12,854 | 3,308 | 1,855 | 220 | 7,122 | 349 |
| McKean | 10,996 | 1,839 | 1,099 | 418 | 28 | 286 | 8 | 9,157 | 2,638 | 979 | 438 | 4,616 | 286 |
| Mercer | 12,937 | 4,950 | 3,047 | 936 | 49 | 900 | 18 | 7,987 | 2,744 | 710 | 149 | 4,134 | 250 |
| Mifflin | 5,011 | 1,269 | 576 | 173 | 15 | 503 | 2 | 3,742 | 1,186 | 349 | 35 | 2,095 | 77 |
| Monroe | 4,661 | 2,004 | 1,090 | 533 | 38 | 336 | 7 | 2,637 | 614 | 380 | 48 | 1,533 | 82 |
| Montgomery | 23,252 | 5,846 | 1,786 | 1,974 | 91 | 1,981 | 14 | 22,406 | 3,752 | 3,625 | 276 | 14,308 | 450 |
| Montour | 3,186 | 841 | 315 | 193 | 39 | 289 | 5 | 2,345 | 766 | 171 | 25 | 1,272 | 111 |
| Northampton | 21,916 | 3,545 | 1,347 | 849 | 39 | 1,233 | 17 | 18,371 | 3,787 | 2,606 | 114 | 11,434 | 430 |
| Northumberland | 18,530 | 2,611 | 898 | 762 | 117 | 816 | 18 | 15,919 | 2,935 | 2,036 | 282 | 10,224 | 442 |
| Perry | 5,814 | 2,359 | 1,187 | 412 | 57 | 694 | 9 | 3,455 | 1,256 | 279 | 62 | 1,740 | 118 |
| Philadelphia | 263,038 | 1,085 | 215 | 196 | 93 | 574 | 7 | 262,008 | 23,318 | 23,317 | 2,389 | 195,550 | 11,434 |
| Pike | 1,977 | 894 | 532 | 186 | 31 | 137 | 8 | 1,033 | 296 | 136 | 34 | 570 | 47 |
| Potter | 6,613 | 2,430 | 1,196 | 681 | 41 | 501 | 11 | 4,188 | 1,022 | 501 | 45 | 2,481 | 139 |
| Schuylkill | 33,789 | 2,989 | 1,221 | 1,119 | 50 | 578 | 21 | 30,800 | 6,455 | 3,199 | 760 | 19,599 | 787 |
| Snyder | 4,076 | 1,903 | 885 | 290 | 42 | 678 | 8 | 2,173 | 1,006 | 177 | 37 | 877 | 76 |
| Somerset | 9,686 | 3,321 | 2,516 | 662 | 34 | 593 | 16 | 5,865 | 1,991 | 668 | 62 | 2,909 | 235 |
| Sullivan | 2,385 | 960 | 593 | 219 | 33 | 95 | 15 | 1,425 | 324 | 84 | 28 | 938 | 51 |
| Susquehanna | 9,515 | 4,557 | 2,067 | 1,376 | 84 | 978 | 52 | 4,958 | 1,523 | 487 | 112 | 2,655 | 181 |
| Tioga | 11,448 | 4,938 | 2,251 | 1,532 | 79 | 997 | 29 | 6,510 | 1,754 | 561 | 99 | 3,924 | 172 |
| Union | 4,163 | 1,565 | 655 | 279 | 25 | 604 | 2 | 2,598 | 994 | 252 | 58 | 1,219 | 75 |
| Venango | 10,789 | 3,227 | 2,212 | 353 | 45 | 600 | 17 | 7,562 | 2,124 | 1,026 | 477 | 3,578 | 357 |
| Warren | 3,710 | 3,169 | 1,674 | 829 | 99 | 562 | 5 | 5,541 | 1,882 | 691 | 113 | 2,720 | 135 |
| Washington | 19,188 | 4,917 | 2,665 | 527 | 200 | 1,476 | 49 | 14,271 | 3,738 | 1,199 | 470 | 8,234 | 630 |
| Wayne | 6,875 | 3,590 | 1,793 | 1,172 | 89 | 521 | 15 | 3,285 | 1,093 | 333 | 35 | 1,631 | 143 |
| Westmoreland | 31,232 | 5,526 | 3,173 | 676 | 151 | 1,432 | 44 | 25,756 | 6,235 | 2,334 | 347 | 15,322 | 1,018 |
| Wyoming | 4,073 | 1,314 | 1,006 | 379 | 26 | 337 | 16 | 2,259 | 846 | 208 | 42 | 1,089 | 74 |
| York | 23,625 | 3,265 | 2,328 | 2,476 | 294 | 2,567 | 40 | 17,420 | 4,628 | 2,430 | 330 | 9,480 | 552 |
| Rhode Island | | | | | | | | | | | | | |
| Bristol | 2,912 | 226 | 120 | 50 | 2 | 52 | 2 | 2,686 | 620 | 342 | 26 | 1,608 | 90 |
| Kent | 6,544 | 803 | 448 | 176 | 10 | 167 | 2 | 5,741 | 1,014 | 626 | 40 | 3,887 | 174 |
| Newport | 7,126 | 996 | 565 | 148 | 34 | 237 | 12 | 6,130 | 1,267 | 947 | 50 | 3,619 | 247 |
| Providence | 70,290 | 2,297 | 989 | 485 | 241 | 570 | 12 | 67,993 | 7,633 | 7,264 | 250 | 51,180 | 1,666 |
| Washington | 5,863 | 1,284 | 731 | 202 | 28 | 319 | 4 | 4,579 | 1,119 | 540 | 42 | 2,723 | 155 |
| South Carolina | | | | | | | | | | | | | |
| Abbeville | 6,698 | 4,356 | 699 | 339 | 27 | 3,239 | 2 | 2,342 | 294 | 114 | 10 | 1,761 | 163 |
| Aiken | 3,332 | 3,304 | 1,367 | 230 | 20 | 2,088 | 9 | 4,528 | 532 | 109 | 34 | 3,615 | 233 |
| Anderson | 10,306 | 6,532 | 1,204 | 650 | 25 | 4,644 | 9 | 3,774 | 500 | 118 | 13 | 2,894 | 249 |
| Bamberg | 3,307 | 2,056 | 417 | 106 | 162 | 1,328 | 43 | 1,251 | 126 | 17 | 24 | 583 | 201 |
| Barnwell | 7,217 | 4,623 | 901 | 209 | 153 | 3,261 | 99 | 2,594 | 196 | 38 | 31 | 962 | 1,367 |
| Beaufort | 3,297 | 5,426 | 3,826 | 83 | 90 | 1,402 | 25 | 2,871 | 874 | 31 | 67 | 1,640 | 259 |
| Berkeley | 6,093 | 3,884 | 1,682 | 234 | 349 | 1,610 | 9 | 2,209 | 399 | 36 | 155 | 1,311 | 308 |
| Charleston | 21,307 | 3,910 | 968 | 141 | 405 | 2,354 | 42 | 17,397 | 2,291 | 313 | 149 | 13,028 | 1,616 |
| Cherokee | 4,030 | 2,392 | 559 | 146 | 100 | 1,575 | 12 | 1,638 | 203 | 44 | 68 | 1,083 | 240 |
| Chester | 5,725 | 3,301 | 403 | 135 | 149 | 2,604 | 10 | 2,424 | 272 | 44 | 25 | 1,604 | 446 |
| Chesterfield | 3,971 | 2,740 | 956 | 258 | 217 | 1,302 | 7 | 1,231 | 188 | 25 | 21 | 943 | 54 |
| Clarendon | 5,304 | 3,896 | 1,796 | 198 | 185 | 2,744 | 13 | 1,408 | 119 | 25 | 25 | 986 | 253 |
| Colleton | 6,362 | 4,709 | 2,318 | 327 | 67 | 1,987 | 10 | 2,153 | 293 | 23 | 35 | 1,528 | 219 |
| Darlington | 6,629 | 4,019 | 311 | 275 | 63 | 2,858 | 12 | 2,610 | 207 | 42 | 35 | 2,052 | 274 |
| Dorchester | 3,216 | 1,807 | 1,001 | 148 | 25 | 631 | 2 | 1,409 | 375 | 56 | 54 | 835 | 89 |
| Edgefield | 4,999 | 3,498 | 572 | 241 | 44 | 2,520 | 121 | 1,501 | 127 | 29 | 11 | 1,081 | 253 |
| Fairfield | 5,313 | 3,418 | 494 | 268 | 88 | 2,558 | 10 | 2,395 | 168 | 48 | 11 | 2,000 | 163 |
| Florence | 5,540 | 3,144 | 923 | 239 | 36 | 1,930 | 11 | 2,396 | 306 | 41 | 27 | 1,635 | 397 |
| Georgetown | 4,330 | 1,458 | 901 | 57 | 36 | 441 | 23 | 3,372 | 619 | 55 | 67 | 1,658 | 973 |
| Greenville | 10,409 | 5,324 | 1,393 | 576 | 196 | 3,643 | 16 | 4,585 | 600 | 176 | 51 | 3,535 | 223 |
| Greenwood | 5,612 | 3,476 | 603 | 302 | 46 | 2,518 | 7 | 2,136 | 309 | 113 | 12 | 1,535 | 167 |
| Hampton | 4,625 | 3,248 | 1,163 | 198 | 88 | 1,771 | 23 | 1,377 | 115 | 16 | 34 | 1,002 | 210 |
| Horry | 4,217 | 3,274 | 2,001 | 448 | 25 | 794 | 6 | 943 | 109 | 26 | 46 | 640 | 122 |
| Kershaw | 4,906 | 2,808 | 757 | 208 | 66 | 1,775 | 2 | 2,098 | 226 | 42 | 27 | 1,544 | 259 |
| Lancaster | 4,705 | 2,919 | 609 | 203 | 26 | 2,063 | 18 | 1,786 | 203 | 42 | 21 | 1,304 | 216 |
| Laurens | 7,267 | 4,515 | 872 | 238 | 84 | 3,237 | 34 | 2,752 | 175 | 102 | 21 | 1,826 | 623 |
| Lexington | 5,355 | 3,501 | 1,741 | 336 | 51 | 1,356 | 17 | 1,854 | 223 | 37 | 47 | 1,429 | 113 |
| Marion | 6,732 | 3,613 | 1,194 | 346 | 108 | 1,957 | 8 | 3,169 | 340 | 91 | 35 | 2,049 | 654 |
| Marlboro | 5,471 | 2,567 | 566 | 162 | 67 | 1,771 | 1 | 2,904 | 155 | 36 | 12 | 2,021 | 680 |
| Newberry | 6,130 | 3,265 | 669 | 259 | 72 | 2,263 | 2 | 2,865 | 255 | 79 | 31 | 2,124 | 376 |
| Oconee | 4,493 | 3,240 | 876 | 305 | 49 | 2,006 | 4 | 1,258 | 213 | 32 | 37 | 896 | 80 |
| Orangeburg | 11,945 | 8,306 | 1,923 | 647 | 285 | 5,339 | 112 | 3,639 | 362 | 89 | 59 | 2,382 | 747 |
| Pickens | 3,611 | 2,876 | 750 | 279 | 44 | 1,797 | 6 | 735 | 124 | 24 | 16 | 494 | 78 |
| Richland | 9,173 | 2,923 | 613 | 222 | 46 | 2,019 | 23 | 6,250 | 886 | 233 | 92 | 4,277 | 762 |
| Saluda | 3,600 | 2,772 | 825 | 240 | 14 | 1,690 | 3 | 828 | 36 | 7 | 1 | 531 | 253 |
| Spartanburg | 12,500 | 6,588 | 1,711 | 409 | 113 | 4,315 | 40 | 5,912 | 623 | 157 | 83 | 4,365 | 684 |
| Sumter | 10,151 | 6,465 | 1,152 | 486 | 255 | 4,516 | 56 | 3,686 | 313 | 75 | 37 | 2,601 | 655 |
| Union | 4,746 | 2,830 | 401 | 103 | 115 | 2,194 | 12 | 1,916 | 233 | 33 | 14 | 1,379 | 257 |
| Williamsburg | 5,808 | 4,475 | 1,700 | 404 | 103 | 2,251 | 12 | 1,333 | 89 | 18 | 38 | 1,006 | 182 |
| York | 7,372 | 4,427 | 778 | 331 | 121 | 3,167 | 30 | 3,445 | 390 | 144 | 77 | 2,491 | 343 |

STATISTICS OF POPULATION.

TABLE 106.—PRIVATE FAMILIES OCCUPYING OWNED AND HIRED AND FREE AND ENCUMBERED HOMES, BY COUNTIES: 1900—Continued.

| COUNTIES. | Total private families. | FARM HOMES. | | | | | | OTHER HOMES. | | | | | |
|---|-------------------------|-------------|---------|-------------|-----------|--------|-----------|--------------|--------|-------------|-----------|---------|-----------|
| | | Total. | Owned. | | | Hired. | Un-known. | Total. | Owned. | | | Hired. | Un-known. |
| | | | Free. | Encumbered. | Un-known. | | | | Free. | Encumbered. | Un-known. | | |
| South Dakota | 82,290 | 51,828 | 24,358 | 14,148 | 1,609 | 11,382 | 381 | 30,462 | 12,795 | 2,967 | 908 | 11,278 | 2,514 |
| Armstrong | 1 | 1 | 1 | | | | | | | | | | |
| Aurora | 815 | 696 | 277 | 160 | 9 | 185 | 5 | 179 | 95 | 9 | | 64 | 11 |
| Beadle | 1,799 | 1,067 | 454 | 281 | 5 | 320 | 7 | 732 | 303 | 98 | 1 | 303 | 27 |
| Bonhomme | 1,923 | 1,271 | 373 | 376 | 196 | 284 | 42 | 652 | 234 | 50 | 77 | 193 | 98 |
| Boreman ¹ | | | | | | | | | | | | | |
| Brookings | 2,384 | 1,574 | 469 | 619 | 17 | 457 | 12 | 810 | 362 | 163 | 6 | 230 | 49 |
| Brown | 3,087 | 1,839 | 730 | 547 | 22 | 535 | 5 | 1,198 | 452 | 75 | 46 | 551 | 64 |
| Brule | 1,109 | 769 | 493 | 109 | 6 | 152 | 9 | 340 | 136 | 17 | 7 | 143 | 37 |
| Buffalo | 456 | 426 | 389 | 18 | | 9 | 10 | 30 | 3 | 1 | | 4 | 21 |
| Butte | 708 | 561 | 411 | 30 | 54 | 47 | 19 | 147 | 48 | 17 | 1 | 58 | 28 |
| Campbell | 836 | 761 | 511 | 176 | 3 | 70 | 1 | 75 | 32 | 4 | | 31 | 4 |
| Charles Mix | 1,994 | 1,698 | 1,258 | 159 | 22 | 248 | 11 | 296 | 141 | 9 | 18 | 68 | 60 |
| Clark | 1,455 | 1,150 | 455 | 373 | 10 | 304 | 8 | 305 | 120 | 36 | 7 | 122 | 20 |
| Clay | 1,896 | 1,233 | 466 | 421 | 3 | 332 | 5 | 603 | 251 | 81 | 7 | 233 | 31 |
| Codington | 1,741 | 927 | 345 | 288 | 86 | 202 | 6 | 814 | 287 | 49 | 38 | 403 | 37 |
| Custer | 695 | 394 | 328 | 19 | 2 | 43 | 2 | 301 | 73 | 24 | 12 | 150 | 42 |
| Davison | 1,422 | 653 | 208 | 210 | 10 | 215 | 10 | 789 | 297 | 121 | 7 | 314 | 30 |
| Day | 2,328 | 1,777 | 673 | 633 | 180 | 268 | 23 | 551 | 236 | 64 | 27 | 174 | 50 |
| Deuel | 1,278 | 925 | 324 | 412 | 18 | 168 | 3 | 353 | 169 | 32 | 4 | 121 | 27 |
| Dewey ¹ | | | | | | | | | | | | | |
| Douglas | 978 | 675 | 169 | 226 | 25 | 250 | 5 | 308 | 119 | 29 | 9 | 121 | 25 |
| Edmunds | 1,002 | 750 | 491 | 137 | 11 | 107 | 4 | 252 | 108 | 20 | 8 | 101 | 15 |
| Fall River | 798 | 239 | 225 | 20 | 4 | 44 | 6 | 499 | 123 | 13 | 2 | 332 | 29 |
| Faulk | 746 | 567 | 351 | 123 | 16 | 74 | 3 | 179 | 81 | 21 | 5 | 57 | 15 |
| Grant | 1,791 | 1,239 | 559 | 438 | 13 | 250 | 9 | 522 | 213 | 84 | 6 | 170 | 49 |
| Gregory | 587 | 492 | 453 | 11 | 2 | 25 | 1 | 45 | 27 | 2 | | 9 | 7 |
| Hamlin | 1,143 | 889 | 360 | 303 | 10 | 165 | 1 | 309 | 142 | 37 | 4 | 94 | 32 |
| Hand | 969 | 806 | 479 | 124 | 22 | 177 | 4 | 163 | 66 | 14 | 1 | 72 | 10 |
| Hanson | 1,008 | 763 | 235 | 275 | 3 | 255 | | 240 | 109 | 30 | 1 | 86 | 14 |
| Hughes | 896 | 267 | 177 | 19 | 22 | 42 | 7 | 629 | 133 | 41 | 18 | 304 | 33 |
| Hutchinson | 2,057 | 1,537 | 614 | 549 | 16 | 354 | 4 | 520 | 246 | 31 | 8 | 188 | 97 |
| Hyde | 326 | 243 | 172 | 32 | 6 | 32 | 1 | 83 | 47 | 6 | | 23 | 7 |
| Jerauld | 588 | 433 | 196 | 138 | 10 | 134 | 5 | 105 | 40 | 17 | 4 | 37 | 7 |
| Kingsbury | 1,983 | 1,326 | 407 | 493 | 20 | 397 | 9 | 657 | 256 | 110 | 85 | 216 | 40 |
| Lake | 1,720 | 1,054 | 310 | 345 | 74 | 323 | 2 | 666 | 268 | 130 | 12 | 236 | 20 |
| Lawrence | 3,936 | 439 | 195 | 79 | 76 | 86 | 3 | 3,497 | 1,335 | 265 | 123 | 1,611 | 163 |
| Lincoln | 2,416 | 1,599 | 497 | 546 | 24 | 530 | 2 | 817 | 333 | 133 | 14 | 255 | 32 |
| Lugenbeel | | | | | | | | | | | | | |
| Lyman | 654 | 450 | 420 | 3 | 5 | 20 | 2 | 204 | 65 | | 46 | 24 | 69 |
| McCook | 1,692 | 1,149 | 308 | 436 | 24 | 379 | 2 | 543 | 249 | 79 | 8 | 179 | 28 |
| McPherson | 1,094 | 862 | 564 | 223 | 7 | 60 | 3 | 232 | 133 | 13 | 1 | 80 | 5 |
| Marshall | 1,240 | 1,001 | 611 | 227 | 10 | 150 | 3 | 239 | 108 | 20 | 2 | 77 | 32 |
| Meade | 1,092 | 621 | 380 | 90 | 65 | 74 | 12 | 471 | 135 | 21 | 27 | 149 | 139 |
| Meyer ¹ | | | | | | | | | | | | | |
| Miner | 1,159 | 891 | 327 | 350 | 14 | 197 | 3 | 268 | 110 | 40 | 3 | 99 | 16 |
| Minnehaha | 4,619 | 1,834 | 563 | 633 | 20 | 611 | 7 | 2,735 | 818 | 351 | 18 | 1,482 | 66 |
| Moody | 1,559 | 1,083 | 266 | 426 | 24 | 361 | 6 | 476 | 131 | 80 | 31 | 139 | 45 |
| Pennington | 1,242 | 500 | 356 | 36 | 11 | 37 | 10 | 742 | 178 | 19 | 106 | 247 | 192 |
| Potter | 684 | 507 | 290 | 142 | 5 | 69 | 1 | 177 | 75 | 21 | 6 | 66 | 9 |
| Roberts | 2,744 | 2,321 | 1,602 | 266 | 188 | 260 | 5 | 423 | 175 | 48 | 20 | 142 | 33 |
| Sanborn | 958 | 677 | 234 | 215 | 12 | 211 | 5 | 281 | 112 | 36 | 2 | 95 | 36 |
| Schnasse ¹ | | | | | | | | | | | | | |
| Shannon ¹ | | | | | | | | | | | | | |
| Spink | 2,042 | 1,436 | 583 | 407 | 27 | 412 | 7 | 606 | 253 | 71 | 5 | 230 | 47 |
| Stanley | 330 | 237 | 169 | 1 | 32 | 12 | 23 | 93 | 49 | 1 | 1 | 23 | 19 |
| Sully | 411 | 375 | 231 | 33 | 2 | 59 | | 36 | 12 | 4 | 1 | 11 | 8 |
| Tripp ¹ | | | | | | | | | | | | | |
| Turner | 2,542 | 1,703 | 386 | 768 | 56 | 430 | 13 | 339 | 231 | 121 | 56 | 294 | 77 |
| Union | 2,238 | 1,550 | 558 | 462 | 72 | 451 | 7 | 688 | 280 | 83 | 21 | 237 | 67 |
| Walworth | 734 | 676 | 486 | 116 | 15 | 53 | 6 | 58 | 15 | 3 | 2 | 13 | 25 |
| Washabaugh ¹ | | | | | | | | | | | | | |
| Washington ¹ | | | | | | | | | | | | | |
| Yankton | 2,298 | 1,286 | 416 | 575 | 13 | 276 | 6 | 1,012 | 346 | 123 | 19 | 445 | 79 |
| Cheyenne River reservation ² | 657 | 67 | 61 | | | 1 | 5 | 590 | 588 | | | 1 | 31 |
| Pine Ridge reservation ² | 1,826 | 115 | 103 | | | 12 | | 1,711 | 1,432 | | 11 | 198 | 70 |
| Rosebud reservation ² | 1,320 | 973 | 954 | | | 7 | | 347 | 235 | | 9 | 13 | 62 |
| Standing Rock reservation (part of). ² | 439 | 389 | 385 | | | 3 | | 50 | 27 | | | | 23 |
| Tennessee | 399,017 | 225,842 | 112,638 | 14,699 | 5,394 | 91,573 | 1,538 | 173,175 | 34,125 | 6,296 | 6,023 | 114,504 | 12,227 |
| Anderson | 3,455 | 1,636 | 1,036 | 87 | 23 | 436 | 4 | 1,819 | 320 | 74 | 69 | 1,298 | 58 |
| Bedford | 4,785 | 2,868 | 1,611 | 165 | 31 | 1,053 | 8 | 1,917 | 337 | 53 | 266 | 1,114 | 97 |
| Benton | 2,351 | 1,866 | 1,133 | 53 | 31 | 640 | 9 | 485 | 126 | 2 | 33 | 281 | 45 |
| Bledsoe | 1,293 | 963 | 574 | 29 | 23 | 333 | 4 | 330 | 44 | 12 | 13 | 222 | 39 |
| Blount | 3,718 | 2,251 | 1,244 | 268 | 48 | 675 | 16 | 1,467 | 410 | 76 | 60 | 876 | 45 |
| Bradley | 3,091 | 1,792 | 980 | 155 | 20 | 614 | 23 | 1,299 | 455 | 39 | 6 | 736 | 63 |
| Campbell | 3,343 | 1,870 | 1,012 | 80 | 95 | 677 | 6 | 1,473 | 296 | 52 | 42 | 1,047 | 36 |
| Cannon | 2,355 | 1,906 | 1,114 | 49 | 34 | 697 | 12 | 449 | 71 | 4 | 32 | 274 | 68 |
| Carroll | 4,885 | 3,718 | 1,911 | 229 | 135 | 1,430 | 13 | 1,167 | 337 | 33 | 61 | 620 | 66 |
| Carter | 3,213 | 2,137 | 1,535 | 46 | 11 | 532 | 13 | 1,076 | 346 | 32 | 37 | 622 | 39 |

¹ Population included in that of the Indian reservation (or reservations) in which located.² Indian reservation.

PROPRIETORSHIP OF HOMES.

TABLE 106.—PRIVATE FAMILIES OCCUPYING OWNED AND HIRED AND FREE AND ENCUMBERED HOMES, BY COUNTIES: 1900—Continued.

| COUNTIES. | Total private families. | FARM HOMES. | | | | | OTHER HOMES. | | | | | | |
|----------------------|-------------------------|-------------|--------|-------------|-----------|--------|--------------|--------|--------|-------------|-----------|--------|-----------|
| | | Total. | Owned. | | | Hired. | Un-known. | Total. | Owned. | | | Hired. | Un-known. |
| | | | Free. | Encumbered. | Un-known. | | | | Free. | Encumbered. | Un-known. | | |
| Tennessee—Continued. | | | | | | | | | | | | | |
| Cheatham | 1,991 | 1,604 | 878 | 89 | 73 | 562 | 2 | 387 | 44 | 4 | 26 | 240 | 73 |
| Chester | 1,822 | 1,432 | 696 | 76 | 21 | 686 | 13 | 330 | 97 | 16 | 12 | 169 | 36 |
| Clairborne | 3,945 | 2,885 | 1,649 | 155 | 41 | 1,020 | 20 | 1,060 | 44 | 6 | 127 | 797 | 86 |
| Clay | 1,603 | 1,324 | 720 | 68 | 6 | 521 | 9 | 279 | 28 | 4 | 6 | 224 | 17 |
| Cocke | 3,660 | 2,574 | 1,411 | 131 | 20 | 993 | 19 | 1,086 | 252 | 38 | 34 | 713 | 49 |
| Coffee | 3,130 | 2,010 | 1,108 | 154 | 105 | 635 | 8 | 1,170 | 155 | 50 | 234 | 612 | 119 |
| Crockett | 3,058 | 2,470 | 993 | 250 | 19 | 1,299 | 9 | 588 | 69 | 10 | 63 | 352 | 94 |
| Cumberland | 1,530 | 1,056 | 815 | 17 | 3 | 216 | 5 | 474 | 120 | 2 | 21 | 290 | 41 |
| Davidson | 25,646 | 3,312 | 1,735 | 227 | 145 | 1,173 | 22 | 22,334 | 4,464 | 924 | 583 | 15,083 | 1,280 |
| Decatur | 2,066 | 1,679 | 652 | 33 | 220 | 770 | 4 | 387 | 35 | 4 | 61 | 242 | 45 |
| Dekalb | 3,205 | 2,408 | 1,416 | 89 | 90 | 802 | 11 | 797 | 130 | 3 | 176 | 429 | 59 |
| Dickson | 3,621 | 2,248 | 1,453 | 193 | 15 | 579 | 8 | 1,373 | 352 | 52 | 27 | 846 | 96 |
| Dyer | 4,610 | 2,876 | 868 | 141 | 109 | 1,726 | 32 | 1,734 | 233 | 40 | 211 | 1,137 | 113 |
| Fayette | 5,459 | 4,750 | 3,835 | 188 | 49 | 3,628 | 50 | 709 | 123 | 15 | 8 | 451 | 112 |
| Fentress | 1,137 | 987 | 606 | 30 | 36 | 314 | 1 | 150 | 2 | ----- | 30 | 111 | 7 |
| Franklin | 3,998 | 2,381 | 1,387 | 198 | 16 | 766 | 14 | 1,617 | 492 | 32 | 21 | 978 | 94 |
| Gibson | 7,757 | 5,441 | 2,350 | 499 | 164 | 2,374 | 54 | 2,316 | 561 | 151 | 153 | 1,241 | 210 |
| Giles | 6,666 | 4,323 | 1,338 | 316 | 219 | 1,921 | 29 | 2,343 | 409 | 53 | 52 | 1,614 | 215 |
| Granger | 2,997 | 2,224 | 1,225 | 128 | 128 | 693 | 50 | 773 | 72 | 3 | 42 | 562 | 94 |
| Greene | 6,013 | 4,242 | 2,328 | 258 | 77 | 1,058 | 21 | 1,771 | 437 | 68 | 94 | 1,041 | 131 |
| Grundy | 1,537 | 541 | 333 | 36 | 11 | 110 | 1 | 996 | 350 | 39 | 68 | 460 | 29 |
| Hamblen | 2,558 | 1,299 | 811 | 86 | 15 | 330 | 7 | 1,259 | 412 | 56 | 37 | 690 | 64 |
| Hamilton | 13,224 | 1,796 | 870 | 147 | 30 | 743 | 6 | 11,428 | 2,167 | 634 | 52 | 8,227 | 348 |
| Hancock | 2,060 | 1,723 | 761 | 59 | 187 | 710 | 6 | 337 | 10 | ----- | 30 | 276 | 21 |
| Hardeman | 4,279 | 3,293 | 1,067 | 149 | 63 | 1,905 | 109 | 986 | 222 | 20 | 19 | 581 | 144 |
| Hardin | 3,749 | 2,925 | 1,217 | 213 | 81 | 1,409 | 5 | 824 | 191 | 36 | 38 | 459 | 100 |
| Hawkins | 4,641 | 3,341 | 2,112 | 150 | 28 | 1,041 | 10 | 1,300 | 252 | 25 | 55 | 856 | 112 |
| Haywood | 4,602 | 3,631 | 849 | 216 | 48 | 2,507 | 11 | 971 | 198 | 33 | 37 | 586 | 117 |
| Henderson | 3,605 | 2,904 | 1,372 | 275 | 103 | 1,144 | 10 | 701 | 171 | 26 | 37 | 357 | 110 |
| Henry | 4,736 | 3,402 | 1,616 | 403 | 172 | 1,187 | 24 | 1,334 | 282 | 39 | 42 | 882 | 89 |
| Hickman | 3,087 | 1,959 | 1,262 | 106 | 15 | 564 | 12 | 1,128 | 136 | 19 | 35 | 890 | 48 |
| Houston | 1,281 | 698 | 451 | 34 | 11 | 192 | 10 | 633 | 141 | 39 | 9 | 353 | 41 |
| Humphreys | 2,641 | 1,707 | 950 | 70 | 30 | 648 | 9 | 934 | 224 | 15 | 48 | 590 | 57 |
| Jackson | 2,815 | 2,329 | 1,117 | 211 | 12 | 978 | 11 | 486 | 37 | ----- | 15 | 394 | 40 |
| James | 1,054 | 712 | 365 | 38 | 4 | 305 | ----- | 342 | 130 | 5 | 4 | 187 | 16 |
| Jefferson | 3,583 | 2,179 | 1,128 | 316 | 22 | 701 | 12 | 1,404 | 392 | 35 | 45 | 827 | 55 |
| Johnson | 1,941 | 1,411 | 1,099 | 58 | 15 | 225 | 4 | 530 | 116 | 11 | 17 | 358 | 28 |
| Knox | 14,788 | 4,030 | 2,394 | 333 | 55 | 1,180 | 18 | 10,758 | 2,417 | 630 | 168 | 6,985 | 558 |
| Lake | 1,478 | 700 | 79 | 6 | 18 | 596 | 1 | 778 | 52 | ----- | 7 | 662 | 57 |
| Lauderdale | 4,166 | 3,044 | 777 | 196 | 42 | 2,021 | 8 | 1,122 | 332 | 30 | 66 | 609 | 85 |
| Lawrence | 3,092 | 1,763 | 1,069 | 93 | 48 | 542 | 16 | 1,324 | 301 | 45 | 49 | 811 | 118 |
| Lewis | 904 | 522 | 311 | 81 | 5 | 175 | 1 | 332 | 43 | 7 | 13 | 293 | 26 |
| Lincoln | 5,315 | 3,605 | 1,555 | 263 | 160 | 1,603 | 24 | 1,710 | 378 | 29 | 73 | 1,016 | 214 |
| Loudon | 2,092 | 1,207 | 541 | 66 | 98 | 491 | 11 | 835 | 123 | 23 | 78 | 610 | 51 |
| McMinn | 3,765 | 2,549 | 1,433 | 105 | 52 | 949 | 10 | 1,216 | 332 | 38 | 33 | 707 | 106 |
| McNairy | 3,450 | 2,382 | 1,015 | 267 | 169 | 1,421 | 10 | 568 | 165 | 16 | 26 | 320 | 41 |
| Macon | 2,578 | 2,169 | 1,146 | 250 | 11 | 738 | 24 | 409 | 87 | 13 | 17 | 276 | 16 |
| Madison | 7,099 | 3,583 | 1,123 | 170 | 169 | 2,088 | 38 | 3,511 | 744 | 159 | 84 | 2,238 | 286 |
| Marion | 3,436 | 1,192 | 769 | 39 | 9 | 332 | 3 | 2,244 | 481 | 62 | 32 | 1,579 | 90 |
| Marshall | 3,771 | 2,702 | 1,567 | 136 | 24 | 947 | 28 | 1,069 | 218 | 11 | 37 | 637 | 166 |
| Maury | 8,747 | 3,875 | 2,017 | 268 | 69 | 1,498 | 23 | 4,872 | 670 | 131 | 288 | 3,312 | 471 |
| Meigs | 1,421 | 1,043 | 53 | 19 | 19 | 456 | 7 | 373 | 30 | 5 | 32 | 269 | 37 |
| Monroe | 3,432 | 2,377 | 1,324 | 99 | 47 | 900 | 7 | 1,055 | 217 | 24 | 23 | 673 | 113 |
| Montgomery | 7,275 | 3,651 | 1,621 | 362 | 93 | 1,540 | 40 | 3,614 | 795 | 274 | 32 | 2,099 | 414 |
| Moore | 1,162 | 890 | 498 | 40 | 12 | 327 | 3 | 282 | 65 | 10 | 9 | 158 | 40 |
| Morgan | 1,757 | 1,143 | 859 | 35 | 7 | 225 | 17 | 614 | 90 | 3 | 41 | 414 | 66 |
| Obion | 5,794 | 3,244 | 1,544 | 389 | 52 | 1,237 | 22 | 2,550 | 664 | 115 | 70 | 1,494 | 207 |
| Overton | 2,542 | 2,136 | 1,317 | 90 | 13 | 757 | 9 | 356 | 51 | 2 | 19 | 253 | 31 |
| Perry | 1,689 | 1,242 | 525 | 44 | 15 | 649 | 9 | 447 | 58 | 16 | 6 | 322 | 45 |
| Pickett | 989 | 839 | 527 | 58 | 4 | 297 | 3 | 100 | 6 | 2 | 4 | 86 | 2 |
| Polk | 2,046 | 1,221 | 524 | 54 | 28 | 613 | 2 | 825 | 119 | 4 | 19 | 654 | 29 |
| Putnam | 3,265 | 2,592 | 1,590 | 60 | 19 | 904 | 19 | 673 | 187 | 5 | 22 | 338 | 71 |
| Rhea | 2,878 | 1,181 | 608 | 69 | 11 | 487 | 6 | 1,697 | 425 | 35 | 24 | 1,063 | 100 |
| Roane | 4,512 | 1,865 | 387 | 85 | 78 | 806 | 9 | 2,647 | 525 | 113 | 40 | 1,832 | 137 |
| Robertson | 4,940 | 3,388 | 1,492 | 513 | 31 | 1,337 | 15 | 1,552 | 259 | 63 | 95 | 1,037 | 78 |
| Rutherford | 6,752 | 4,424 | 2,154 | 174 | 168 | 1,908 | 20 | 2,328 | 436 | 64 | 57 | 1,605 | 166 |
| Scott | 2,034 | 1,382 | 923 | 23 | 25 | 402 | 9 | 652 | 83 | ----- | 30 | 405 | 124 |
| Sequatchie | 644 | 410 | 258 | 19 | 1 | 90 | 2 | 234 | 1 | 4 | 8 | 172 | 11 |
| Sevier | 4,005 | 3,210 | 1,828 | 227 | 29 | 1,120 | 6 | 795 | 168 | 14 | 32 | 554 | 29 |
| Shelby | 31,395 | 7,136 | 1,067 | 171 | 371 | 5,389 | 133 | 24,259 | 3,170 | 729 | 655 | 17,733 | 1,952 |
| Smith | 3,698 | 2,644 | 1,443 | 235 | 20 | 933 | 8 | 1,054 | 133 | 23 | 49 | 747 | 52 |
| Stewart | 2,863 | 1,933 | 960 | 130 | 32 | 745 | 16 | 935 | 146 | 24 | 37 | 558 | 170 |
| Sullivan | 4,829 | 2,905 | 1,933 | 140 | 21 | 739 | 22 | 1,924 | 508 | 71 | 23 | 1,244 | 78 |
| Sumner | 5,288 | 3,386 | 2,109 | 198 | 218 | 831 | 30 | 1,902 | 386 | 51 | 170 | 1,135 | 160 |
| Tipton | 5,592 | 4,295 | 1,079 | 230 | 83 | 2,813 | 40 | 1,297 | 283 | 69 | 12 | 725 | 203 |
| Trousdale | 1,230 | 814 | 425 | 106 | 4 | 274 | 5 | 416 | 104 | 15 | 8 | 254 | 35 |
| Unicoi | 1,098 | 700 | 450 | 6 | 12 | 229 | 3 | 398 | 44 | 5 | 28 | 293 | 28 |
| Union | 2,433 | 1,963 | 1,220 | 131 | 14 | 581 | 17 | 470 | 83 | 13 | 26 | 316 | 32 |

STATISTICS OF POPULATION.

TABLE 106.—PRIVATE FAMILIES OCCUPYING OWNED AND HIRED AND FREE AND ENCUMBERED HOMES, BY COUNTIES: 1900—Continued.

| COUNTIES. | Total private families. | FARM HOMES. | | | | | OTHER HOMES. | | | | | | |
|----------------------|-------------------------|-------------|---------|-------------|-----------|---------|--------------|---------|--------|-------------|-----------|---------|-----------|
| | | Total. | Owned. | | | Hired. | Un-known. | Total. | Owned. | | | Hired. | Un-known. |
| | | | Free. | Encumbered. | Un-known. | | | | Free. | Encumbered. | Un-known. | | |
| Tennessee—Continued. | | | | | | | | | | | | | |
| Van Buren | 619 | 494 | 346 | 8 | 1 | 136 | 3 | 125 | 10 | 4 | 109 | 2 | |
| Warren | 3,290 | 2,345 | 1,561 | 138 | 24 | 594 | 28 | 945 | 249 | 35 | 589 | 50 | |
| Washington | 4,494 | 2,546 | 1,864 | 154 | 23 | 497 | 8 | 1,948 | 580 | 94 | 1,248 | 50 | |
| Wayne | 2,453 | 1,666 | 809 | 109 | 14 | 731 | 3 | 787 | 104 | 19 | 574 | 60 | |
| Weakley | 6,567 | 4,908 | 2,841 | 531 | 27 | 1,987 | 22 | 1,659 | 484 | 47 | 972 | 114 | |
| White | 2,758 | 1,792 | 1,161 | 109 | 10 | 511 | 1 | 966 | 173 | 22 | 782 | 27 | |
| Williamson | 5,220 | 3,090 | 1,769 | 238 | 31 | 1,040 | 12 | 2,180 | 317 | 49 | 1,556 | 150 | |
| Wilson | 5,521 | 3,906 | 2,356 | 270 | 49 | 1,205 | 26 | 1,615 | 386 | 49 | 951 | 130 | |
| Texas | 582,055 | 341,524 | 125,504 | 38,408 | 8,063 | 167,867 | 1,682 | 240,531 | 70,661 | 11,752 | 7,545 | 131,445 | 19,128 |
| Anderson | 5,313 | 3,725 | 1,412 | 319 | 35 | 1,435 | 24 | 2,088 | 625 | 215 | 24 | 1,075 | 149 |
| Andrews | 18 | 18 | | | | | | 18 | 1 | | | 17 | |
| Angelina | 2,452 | 1,408 | 650 | 100 | 117 | 513 | 28 | 1,044 | 188 | 19 | 32 | 792 | 63 |
| Aransas | 397 | 51 | 29 | | 5 | 17 | | 346 | 123 | 6 | 2 | 201 | 14 |
| Archer | 456 | 355 | 208 | 24 | 1 | 119 | 3 | 101 | 41 | 3 | | 50 | 7 |
| Armstrong | 231 | 177 | 12 | 132 | 3 | 26 | 4 | 54 | 21 | 2 | 2 | 24 | 5 |
| Atascosa | 1,336 | 936 | 507 | 76 | 15 | 326 | 12 | 400 | 55 | 1 | 6 | 204 | 134 |
| Austin | 3,887 | 2,965 | 1,047 | 508 | 35 | 1,362 | 13 | 922 | 427 | 35 | 17 | 341 | 102 |
| Bailey | 1 | 1 | | | | | | 1 | 1 | | | | |
| Bandera | 953 | 737 | 371 | 87 | 59 | 216 | 4 | 216 | 33 | 4 | 16 | 106 | 52 |
| Bastrop | 4,362 | 3,393 | 909 | 411 | 150 | 1,918 | 5 | 1,469 | 471 | 130 | 53 | 770 | 45 |
| Baylor | 579 | 350 | 90 | 93 | 27 | 137 | 3 | 229 | 97 | 8 | 11 | 99 | 14 |
| Bee | 1,556 | 662 | 276 | 59 | 4 | 319 | 4 | 894 | 240 | 19 | 14 | 444 | 177 |
| Bell | 3,335 | 4,833 | 1,401 | 522 | 61 | 2,337 | 12 | 3,702 | 1,185 | 217 | 76 | 2,054 | 170 |
| Bexar | 13,918 | 2,341 | 1,147 | 212 | 36 | 986 | 10 | 11,577 | 3,302 | 476 | 234 | 6,839 | 726 |
| Blanco | 855 | 690 | 372 | 103 | 13 | 201 | 1 | 165 | 45 | 9 | 9 | 96 | 6 |
| Borden | 153 | 122 | 1 | 78 | 2 | 41 | | 31 | 16 | | | 12 | 3 |
| Bosque | 3,197 | 2,227 | 853 | 287 | 29 | 1,007 | 51 | 970 | 387 | 45 | 23 | 434 | 81 |
| Bowie | 5,252 | 3,284 | 1,241 | 223 | 15 | 1,795 | 5 | 1,968 | 557 | 111 | 22 | 1,196 | 32 |
| Brazoria | 3,074 | 1,750 | 500 | 173 | 174 | 386 | 17 | 1,324 | 267 | 29 | 90 | 652 | 286 |
| Brazos | 3,844 | 2,525 | 774 | 216 | 27 | 1,499 | 9 | 1,319 | 377 | 64 | 14 | 547 | 317 |
| Brewster | 461 | 40 | 28 | 3 | | 5 | | 421 | 129 | 3 | 22 | 140 | |
| Briscoe | 231 | 196 | 134 | | 34 | 21 | 7 | 35 | 21 | | 1 | 8 | 5 |
| Brown | 3,036 | 2,026 | 914 | 239 | 24 | 839 | 10 | 1,010 | 383 | 57 | 21 | 490 | 59 |
| Burleson | 3,641 | 2,333 | 838 | 204 | 22 | 1,302 | 17 | 1,258 | 234 | 27 | 11 | 942 | 44 |
| Burnet | 1,949 | 1,434 | 536 | 174 | 17 | 654 | 3 | 515 | 216 | 34 | 10 | 230 | 25 |
| Caldwell | 3,997 | 2,603 | 667 | 267 | 233 | 1,410 | 26 | 1,394 | 421 | 60 | 69 | 590 | 254 |
| Calhoun | 465 | 213 | 97 | 44 | 4 | 68 | | 252 | 136 | 18 | | 35 | 3 |
| Callahan | 1,604 | 1,147 | 365 | 312 | 8 | 457 | 5 | 457 | 179 | 48 | 7 | 199 | 24 |
| Cameron | 3,173 | 505 | 131 | 10 | 23 | 340 | 1 | 2,668 | 447 | 7 | 349 | 1,289 | 576 |
| Camp | 1,723 | 1,230 | 427 | 217 | 24 | 609 | 3 | 443 | 198 | 9 | 16 | 181 | 39 |
| Carson | 88 | 56 | 47 | | 2 | 5 | 2 | 32 | 16 | | 1 | 13 | 2 |
| Cass | 4,208 | 3,197 | 1,574 | 360 | 30 | 1,226 | 7 | 1,011 | 279 | 12 | 25 | 602 | 93 |
| Castro | 95 | 89 | 3 | 68 | 3 | 12 | 3 | 6 | | | | 1 | 5 |
| Chambers | 584 | 328 | 291 | 3 | | 34 | | 256 | 150 | | | 91 | 15 |
| Cherokee | 4,575 | 3,504 | 1,575 | 271 | 30 | 1,624 | 4 | 1,071 | 237 | 23 | 27 | 638 | 36 |
| Childress | 403 | 256 | 195 | 7 | 2 | 52 | | 147 | 76 | 6 | 3 | 54 | 8 |
| Clay | 1,714 | 1,141 | 398 | 163 | 160 | 412 | 3 | 573 | 178 | 29 | 91 | 220 | 55 |
| Cochran | 9 | 8 | | | | | | 1 | | | | | 1 |
| Coke | 607 | 488 | 110 | 232 | 3 | 141 | 2 | 119 | 40 | 1 | 4 | 63 | 11 |
| Coleman | 1,337 | 1,336 | 540 | 225 | 39 | 558 | 24 | 451 | 184 | 8 | 22 | 136 | 51 |
| Collin | 9,565 | 6,424 | 1,972 | 533 | 34 | 3,375 | 10 | 3,141 | 1,066 | 162 | 22 | 1,784 | 107 |
| Collingsworth | 262 | 224 | 7 | 196 | | 9 | 12 | 38 | 5 | | | 4 | 29 |
| Colorado | 4,342 | 2,792 | 939 | 297 | 46 | 1,499 | 11 | 1,550 | 438 | 37 | 128 | 746 | 201 |
| Comal | 1,466 | 739 | 388 | 181 | 6 | 163 | 1 | 727 | 235 | 33 | 5 | 425 | 29 |
| Comanche | 4,205 | 3,474 | 1,330 | 407 | 25 | 1,696 | 16 | 731 | 301 | 29 | 30 | 235 | 86 |
| Concho | 269 | 130 | 56 | 56 | 4 | 14 | | 139 | 44 | 24 | 2 | 66 | 3 |
| Cooke | 5,357 | 3,236 | 1,176 | 522 | 6 | 1,572 | 10 | 2,071 | 732 | 265 | 13 | 1,015 | 46 |
| Coryell | 3,849 | 3,025 | 1,231 | 242 | 50 | 1,433 | 14 | 824 | 135 | 43 | 220 | 367 | 59 |
| Cottle | 167 | 128 | 103 | 3 | | 19 | 3 | 39 | 23 | | | 8 | 8 |
| Crane | 9 | 7 | 1 | | | 5 | 1 | 2 | | | | | 2 |
| Crockett | 309 | 76 | 52 | 4 | 11 | 9 | | 233 | 115 | 7 | 4 | 96 | 11 |
| Crosby | 147 | 126 | 103 | | 5 | 10 | 3 | 21 | 3 | | 3 | 9 | 6 |
| Dallam | 26 | 3 | 2 | 1 | | | | 23 | 4 | | | 7 | 12 |
| Dallas | 16,290 | 4,729 | 1,654 | 305 | 62 | 2,699 | 9 | 11,561 | 3,132 | 670 | 204 | 7,250 | 305 |
| Dawson | 3 | 3 | | | | 3 | | | | | | | |
| Deaf Smith | 168 | 104 | 101 | | | 2 | 1 | 64 | 38 | | | 10 | 15 |
| Delta | 2,373 | 2,277 | 708 | 174 | 41 | 1,326 | 13 | 596 | 190 | 17 | 32 | 323 | 24 |
| Denton | 5,436 | 3,555 | 1,308 | 493 | 5 | 1,740 | 9 | 1,881 | 751 | 165 | 24 | 882 | 59 |
| Dewitt | 3,954 | 2,145 | 902 | 253 | 36 | 942 | 12 | 1,809 | 323 | 34 | 405 | 895 | 152 |
| Dickens | 215 | 132 | 71 | 81 | | 29 | 1 | 33 | 11 | 4 | | 13 | 5 |
| Dimmit | 199 | 100 | 45 | 24 | 1 | 30 | | 99 | 26 | 2 | 1 | 58 | 12 |
| Donley | 602 | 192 | 36 | 2 | 133 | 20 | 1 | 410 | 184 | 14 | 7 | 169 | 36 |
| Duval | 1,573 | 361 | 227 | 8 | 26 | 98 | 2 | 1,212 | 156 | 6 | 204 | 540 | 306 |
| Eastland | 3,343 | 2,450 | 762 | 665 | 11 | 1,004 | 8 | 893 | 357 | 75 | 20 | 373 | 68 |
| Ector | 79 | 1 | 1 | | | | | 78 | 43 | 1 | | 29 | 5 |
| Edwards | 557 | 363 | 249 | 2 | 29 | 75 | 8 | 194 | 7 | | | 83 | 22 |
| Ellis | 9,413 | 5,704 | 1,453 | 576 | 31 | 3,623 | 21 | 3,709 | 1,340 | 326 | 57 | 1,820 | 166 |
| El Paso | 5,294 | 294 | 189 | 8 | 24 | 73 | | 5,000 | 1,103 | 144 | 57 | 3,538 | 158 |

PROPRIETORSHIP OF HOMES.

695

TABLE 106.—PRIVATE FAMILIES OCCUPYING OWNED AND HIRED AND FREE AND ENCUMBERED HOMES, BY COUNTIES: 1900—Continued.

| COUNTIES. | Total private families. | FARM HOMES. | | | | | | OTHER HOMES. | | | | | |
|------------------|-------------------------|-------------|--------|-------------|-----------|--------|-----------|--------------|--------|-------------|-----------|--------|-----------|
| | | Total. | Owned. | | | Hired. | Un-known. | Total. | Owned. | | | Hired. | Un-known. |
| | | | Free. | Encumbered. | Un-known. | | | | Free. | Encumbered. | Un-known. | | |
| Texas—Continued. | | | | | | | | | | | | | |
| Erath..... | 5,523 | 3,761 | 1,368 | 581 | 31 | 1,763 | 18 | 1,762 | 496 | 120 | 45 | 1,007 | 94 |
| Falls..... | 6,416 | 4,455 | 1,047 | 372 | 35 | 2,976 | 25 | 1,961 | 489 | 98 | 20 | 913 | 441 |
| Fannin..... | 10,012 | 6,842 | 1,970 | 506 | 18 | 4,340 | 8 | 3,170 | 1,310 | 225 | 10 | 1,437 | 188 |
| Fayette..... | 6,803 | 5,080 | 1,808 | 555 | 25 | 2,677 | 15 | 1,723 | 622 | 51 | 42 | 906 | 102 |
| Fisher..... | 656 | 523 | 341 | 28 | 1 | 153 | 1 | 133 | 44 | 4 | 12 | 67 | 6 |
| Floyd..... | 400 | 298 | 55 | 225 | 1 | 16 | 1 | 102 | 61 | 1 | 1 | 37 | 3 |
| Foard..... | 238 | 218 | 183 | | 5 | 28 | 2 | 70 | 27 | | 3 | 35 | 5 |
| Fort Bend..... | 3,428 | 2,296 | 470 | 339 | 13 | 1,455 | 19 | 1,132 | 192 | 18 | 13 | 543 | 366 |
| Franklin..... | 1,621 | 1,385 | 496 | 122 | 122 | 643 | 2 | 236 | 49 | 3 | 37 | 113 | 34 |
| Freestone..... | 3,621 | 3,137 | 1,046 | 283 | 40 | 1,765 | 3 | 434 | 150 | 11 | 21 | 233 | 49 |
| Frio..... | 796 | 413 | 243 | 47 | 4 | 114 | 5 | 333 | 98 | | 33 | 213 | 39 |
| Gaines..... | 15 | 10 | | | | | 10 | 5 | | | | | 5 |
| Galveston..... | 9,097 | 801 | 413 | 78 | 32 | 274 | 4 | 8,296 | 2,035 | 437 | 265 | 5,180 | 379 |
| Garza..... | 44 | 36 | | 25 | 1 | 10 | | 8 | | 1 | 2 | | 5 |
| Gillespie..... | 1,553 | 1,163 | 827 | 152 | 12 | 173 | 4 | 335 | 175 | 24 | 6 | 150 | 30 |
| Glasscock..... | 59 | 47 | 15 | 32 | | | | 12 | | | | | |
| Goliad..... | 1,481 | 972 | 481 | 116 | 5 | 361 | 9 | 509 | 193 | 5 | 14 | 240 | 57 |
| Gonzales..... | 5,124 | 3,642 | 1,097 | 397 | 27 | 2,093 | 23 | 1,432 | 367 | 66 | 54 | 740 | 255 |
| Gray..... | 109 | 87 | 14 | 66 | | 2 | 5 | 22 | 1 | | | 1 | 20 |
| Grayson..... | 12,752 | 5,523 | 1,874 | 468 | 21 | 3,157 | 3 | 7,229 | 2,522 | 564 | 28 | 4,013 | 102 |
| Gregg..... | 2,361 | 1,169 | 540 | 121 | 33 | 466 | 9 | 1,192 | 462 | 32 | 8 | 633 | 57 |
| Grimes..... | 5,060 | 3,683 | 995 | 309 | 82 | 2,278 | 19 | 1,377 | 364 | 38 | 28 | 696 | 251 |
| Guadalupe..... | 4,005 | 2,821 | 973 | 559 | 40 | 1,223 | 26 | 1,184 | 314 | 17 | 21 | 647 | 185 |
| Hale..... | 326 | 253 | 229 | | 8 | 21 | | 68 | 31 | | 3 | 18 | 16 |
| Hall..... | 337 | 224 | 173 | 8 | 1 | 42 | | 113 | 67 | 2 | 1 | 41 | 2 |
| Hamilton..... | 2,416 | 1,794 | 606 | 386 | 18 | 776 | 3 | 622 | 211 | 64 | 16 | 280 | 51 |
| Hansford..... | 29 | 20 | | | | | | 9 | 1 | | | 2 | 6 |
| Hardeman..... | 723 | 276 | 89 | 76 | 3 | 100 | 7 | 448 | 172 | 42 | 29 | 159 | 46 |
| Hardin..... | 937 | 291 | 190 | 2 | 35 | 63 | 1 | 646 | 52 | 1 | 49 | 456 | 88 |
| Harris..... | 13,137 | 2,116 | 1,168 | 249 | 171 | 515 | 23 | 11,071 | 2,608 | 602 | 372 | 6,679 | 810 |
| Harrison..... | 6,106 | 3,894 | 1,437 | 274 | 40 | 2,084 | 9 | 2,212 | 746 | 98 | 40 | 1,133 | 200 |
| Hartley..... | 82 | 31 | 15 | 6 | 5 | 6 | | 51 | 15 | | 1 | 14 | 15 |
| Haskell..... | 452 | 306 | 104 | 80 | 9 | 107 | 6 | 146 | 53 | 11 | 1 | 57 | 24 |
| Hays..... | 2,569 | 1,489 | 438 | 217 | 44 | 782 | 8 | 1,080 | 316 | 18 | 20 | 494 | 232 |
| Memphill..... | 180 | 72 | 63 | | | 9 | | 103 | 56 | | | 48 | 7 |
| Henderson..... | 3,718 | 3,120 | 1,276 | 444 | 74 | 1,301 | 25 | 593 | 144 | 8 | 46 | 329 | 71 |
| Hidalgo..... | 1,307 | 474 | 164 | 2 | 51 | 256 | 1 | 833 | 108 | 3 | 32 | 619 | 71 |
| Hill..... | 7,671 | 4,973 | 1,411 | 607 | 33 | 2,912 | 15 | 2,693 | 914 | 237 | 37 | 1,360 | 125 |
| Hockley..... | 10 | 9 | | | | | 9 | 1 | | | | | 1 |
| Hood..... | 1,720 | 1,320 | 524 | 186 | 3 | 607 | | 400 | 162 | 20 | 15 | 172 | 31 |
| Hopkins..... | 5,318 | 4,187 | 2,015 | 301 | 32 | 1,322 | 17 | 1,131 | 424 | 29 | 49 | 528 | 101 |
| Houston..... | 4,747 | 3,840 | 1,667 | 355 | 179 | 1,598 | 41 | 3,007 | 233 | 36 | 15 | 398 | 225 |
| Howard..... | 505 | 141 | 5 | 106 | | 30 | | 364 | 127 | 37 | 4 | 189 | 7 |
| Hunt..... | 8,972 | 5,779 | 1,749 | 673 | 23 | 3,323 | 11 | 3,193 | 1,096 | 276 | 31 | 1,714 | 76 |
| Hutchinson..... | 66 | 59 | 53 | | 2 | 1 | | 7 | | | | | 7 |
| Irion..... | 155 | 69 | 42 | 6 | | 13 | | 86 | 43 | | | 28 | 14 |
| Jack..... | 1,972 | 1,484 | 748 | 160 | 30 | 542 | 4 | 488 | 160 | 77 | 8 | 227 | 16 |
| Jackson..... | 1,139 | 810 | 279 | 126 | 35 | 365 | 5 | 329 | 104 | 31 | 29 | 133 | 32 |
| Jasper..... | 1,207 | 824 | 504 | 60 | 10 | 248 | 2 | 363 | 125 | 11 | 50 | 177 | 20 |
| Jeff Davis..... | 243 | 50 | 44 | 1 | | 5 | | 193 | 35 | | 1 | 138 | 2 |
| Jefferson..... | 2,676 | 356 | 232 | 26 | 2 | 90 | 6 | 2,320 | 693 | 149 | 80 | 1,237 | 186 |
| Johnson..... | 6,312 | 3,719 | 1,163 | 466 | 125 | 1,941 | 4 | 2,593 | 941 | 253 | 59 | 1,261 | 74 |
| Jones..... | 1,235 | 919 | 501 | 20 | 15 | 375 | 8 | 316 | 120 | 4 | 17 | 115 | 60 |
| Karnes..... | 1,625 | 992 | 457 | 89 | 5 | 439 | 2 | 633 | 125 | 21 | 5 | 365 | 117 |
| Kaufman..... | 6,039 | 3,595 | 949 | 396 | 98 | 2,144 | 8 | 2,444 | 833 | 180 | 46 | 1,213 | 117 |
| Keppell..... | 782 | 535 | 300 | 126 | | 108 | | 247 | 103 | 3 | 4 | 102 | 35 |
| Keitt..... | 165 | 141 | 15 | | 98 | 28 | | 24 | | | 7 | 11 | 6 |
| Kerr..... | 923 | 512 | 316 | 65 | 6 | 114 | 11 | 411 | 144 | 20 | 9 | 202 | 36 |
| Kimble..... | 425 | 297 | 158 | 38 | 5 | 94 | 2 | 123 | 39 | 3 | 12 | 61 | 13 |
| King..... | 91 | 56 | 10 | 39 | | 7 | | 35 | 16 | 2 | 1 | 14 | 2 |
| Kinney..... | 470 | 83 | 49 | 2 | 2 | 24 | 11 | 382 | 83 | 1 | 7 | 204 | 82 |
| Knox..... | 421 | 357 | 234 | 2 | 5 | 103 | 8 | 64 | 25 | | 3 | 27 | 9 |
| Lamar..... | 9,634 | 6,091 | 1,700 | 560 | 144 | 3,671 | 16 | 3,543 | 1,073 | 164 | 59 | 2,061 | 186 |
| Lamb..... | 11 | 4 | 4 | | | | | 7 | | | | 3 | 3 |
| Lampasas..... | 1,667 | 974 | 475 | 95 | 10 | 388 | 6 | 693 | 261 | 37 | 16 | 344 | 35 |
| Lasalle..... | 491 | 101 | 58 | 17 | 3 | 22 | 1 | 390 | 114 | 20 | 1 | 207 | 48 |
| Lavaca..... | 5,119 | 3,738 | 1,206 | 531 | 109 | 1,381 | 12 | 1,331 | 434 | 134 | 28 | 613 | 122 |
| Lee..... | 2,722 | 2,219 | 924 | 177 | 91 | 1,025 | 2 | 503 | 201 | 26 | 15 | 247 | 14 |
| Leon..... | 3,368 | 2,750 | 1,075 | 163 | 108 | 1,394 | 5 | 618 | 174 | 16 | 14 | 343 | 71 |
| Liberty..... | 1,523 | 1,057 | 605 | 24 | 22 | 400 | 6 | 466 | 57 | 1 | 66 | 294 | 48 |
| Limestone..... | 6,008 | 4,439 | 1,335 | 323 | 53 | 2,723 | 5 | 1,569 | 503 | 48 | 46 | 838 | 129 |
| Lipscomb..... | 160 | 113 | 57 | 5 | 44 | 6 | 1 | 47 | 31 | | | 11 | 5 |
| Live Oak..... | 439 | 274 | 135 | 32 | 7 | 96 | 4 | 165 | 20 | 2 | 2 | 73 | 68 |
| Llano..... | 1,335 | 842 | 427 | 80 | 4 | 331 | | 493 | 149 | 21 | 10 | 288 | 25 |
| Loving..... | 6 | | | | | | | 6 | | | | 1 | 2 |
| Lubbock..... | 57 | 36 | 34 | | | 2 | | 21 | 12 | | 1 | 3 | 5 |
| Lynn..... | 4 | | | | | 4 | | | | | | | |
| McCulloch..... | 725 | 523 | 278 | 56 | 10 | 178 | 6 | 197 | 82 | 2 | 11 | 95 | 7 |
| McLennan..... | 11,443 | 5,111 | 1,417 | 486 | 51 | 3,143 | 14 | 6,332 | 2,021 | 461 | 80 | 3,452 | 318 |
| McMullen..... | 195 | 89 | 43 | 21 | | 25 | | 106 | 25 | 2 | 2 | 71 | 6 |
| Madison..... | 1,889 | 1,698 | 700 | 133 | 23 | 339 | 3 | 191 | 54 | 8 | 3 | 90 | 36 |
| Marion..... | 2,121 | 1,235 | 462 | 89 | 74 | 601 | 9 | 886 | 234 | 6 | 15 | 503 | 78 |
| Martin..... | 62 | 31 | 11 | 1 | | 18 | 1 | 31 | 12 | | | 14 | 5 |

STATISTICS OF POPULATION.

TABLE 106.—PRIVATE FAMILIES OCCUPYING OWNED AND HIRED AND FREE AND ENCUMBERED HOMES, BY COUNTIES: 1900—Continued.

| COUNTIES. | Total private families. | FARM HOMES. | | | | | OTHER HOMES. | | | | | | |
|------------------|-------------------------|-------------|--------|-------------|-----------|--------|--------------|--------|--------|-------------|-----------|--------|-----------|
| | | Total. | Owned. | | | Hired. | Un-known. | Total. | Owned. | | | Hired. | Un-known. |
| | | | Free. | Encumbered. | Un-known. | | | | Free. | Encumbered. | Un-known. | | |
| Texas—Continued. | | | | | | | | | | | | | |
| Mason | 1,020 | 772 | 444 | 25 | 43 | 260 | 248 | 101 | 3 | 9 | 112 | 23 | |
| Matagorda | 1,213 | 474 | 213 | 25 | 9 | 223 | 739 | 171 | 4 | 3 | 477 | 84 | |
| Maverick | 849 | 14 | | | 10 | 4 | 855 | 173 | 16 | 8 | 607 | 25 | |
| Medina | 1,519 | 909 | 603 | 75 | 5 | 226 | 610 | 179 | 12 | 13 | 384 | 52 | |
| Menard | 360 | 208 | 96 | 27 | 10 | 74 | 152 | 57 | 1 | 19 | 60 | 15 | |
| Midland | 385 | 153 | 94 | | 16 | 39 | 232 | 55 | | 28 | 142 | 7 | |
| Milam | 7,383 | 5,186 | 1,598 | 342 | 64 | 3,163 | 2,197 | 619 | 95 | 90 | 1,264 | 129 | |
| Mills | 1,392 | 1,068 | 425 | 230 | 11 | 398 | 324 | 128 | 22 | 14 | 126 | 34 | |
| Mitchell | 586 | 224 | 138 | 35 | 3 | 45 | 362 | 163 | 23 | 2 | 154 | 20 | |
| Montague | 4,699 | 3,378 | 1,171 | 458 | 54 | 1,638 | 1,321 | 586 | 90 | 17 | 569 | 59 | |
| Montgomery | 3,398 | 2,057 | 834 | 194 | 25 | 994 | 1,341 | 225 | 33 | 27 | 786 | 270 | |
| Moore | 65 | 53 | 1 | 24 | 27 | 1 | 12 | | | | 4 | 8 | |
| Morris | 1,513 | 1,101 | 340 | 112 | 88 | 560 | 412 | 77 | 3 | 65 | 239 | 28 | |
| Motley | 259 | 213 | 61 | 122 | 2 | 23 | 46 | 18 | | | 21 | 7 | |
| Nacogdoches | 4,493 | 3,477 | 1,434 | 421 | 119 | 1,489 | 1,016 | 289 | 31 | 49 | 521 | 126 | |
| Navarro | 8,129 | 4,856 | 1,231 | 465 | 114 | 3,033 | 3,273 | 959 | 256 | 105 | 1,839 | 114 | |
| Newton | 1,341 | 953 | 572 | 50 | 28 | 294 | 388 | 43 | 8 | 20 | 283 | 34 | |
| Nolan | 622 | 305 | 105 | 1 | 129 | 65 | 217 | 72 | | 17 | 76 | 52 | |
| Nueces | 2,124 | 351 | 176 | 30 | 13 | 129 | 1,773 | 489 | 64 | 30 | 1,088 | 102 | |
| Ochiltree | 74 | 70 | 3 | 61 | 2 | 4 | 4 | 2 | | | 1 | 1 | |
| Oldham | 77 | 27 | 5 | 17 | | 4 | 50 | 15 | 5 | | 28 | 2 | |
| Orange | 1,169 | 344 | 253 | 8 | 8 | 73 | 325 | 270 | 37 | 34 | 451 | 33 | |
| Palo Pinto | 2,347 | 1,317 | 574 | 100 | 56 | 559 | 1,030 | 290 | 24 | 34 | 605 | 77 | |
| Panola | 3,972 | 3,143 | 1,253 | 353 | 34 | 1,499 | 329 | 103 | 15 | 19 | 584 | 158 | |
| Parker | 5,012 | 3,435 | 1,482 | 376 | 29 | 1,535 | 1,577 | 657 | 62 | 35 | 691 | 132 | |
| Parmer | 2 | 2 | | | | 1 | | | | | | | |
| Pecos | 467 | 62 | 39 | | | 21 | 405 | 116 | | | 272 | 17 | |
| Polk | 2,794 | 1,717 | 853 | 84 | 75 | 697 | 1,077 | 164 | 13 | 28 | 777 | 95 | |
| Potter | 358 | 74 | 4 | 62 | | 7 | 284 | 73 | 34 | 1 | 151 | 25 | |
| Presidio | 845 | 71 | 38 | | 2 | 31 | 774 | 145 | | 12 | 600 | 17 | |
| Rains | 1,168 | 1,031 | 460 | 58 | 8 | 500 | 137 | 41 | 3 | 8 | 53 | 32 | |
| Randall | 185 | 100 | 1 | 95 | | 2 | 85 | 37 | | | 40 | 1 | |
| Red River | 5,697 | 4,643 | 1,547 | 304 | 52 | 2,725 | 1,049 | 344 | 43 | 21 | 536 | 105 | |
| Reeves | 459 | 57 | 17 | 6 | 11 | 21 | 402 | 111 | 1 | 11 | 275 | 4 | |
| Refugio | 306 | 134 | 6 | 6 | 3 | 65 | 172 | 65 | 2 | | 96 | 9 | |
| Roberts | 130 | 66 | 54 | 3 | 2 | 6 | 64 | 38 | 4 | 2 | 16 | 4 | |
| Robertson | 6,297 | 3,895 | 1,012 | 233 | 152 | 2,491 | 2,402 | 548 | 42 | 168 | 1,516 | 128 | |
| Rockwall | 1,593 | 1,047 | 233 | 81 | 19 | 682 | 546 | 216 | 40 | 17 | 252 | 21 | |
| Runnels | 957 | 681 | 235 | 139 | 6 | 244 | 276 | 126 | 21 | 12 | 104 | 13 | |
| Rusk | 4,838 | 4,024 | 1,468 | 857 | 18 | 1,663 | 314 | 252 | 29 | 10 | 481 | 42 | |
| Sabine | 1,147 | 1,032 | 350 | 42 | 271 | 360 | 115 | 29 | | 13 | 50 | 23 | |
| San Augustine | 1,524 | 1,344 | 529 | 158 | 26 | 608 | 180 | 9 | | 16 | 20 | 135 | |
| San Jacinto | 1,935 | 1,465 | 518 | 105 | 87 | 727 | 470 | 48 | 1 | 27 | 293 | 101 | |
| San Patricio | 468 | 185 | 58 | 2 | 45 | 75 | 273 | 24 | 3 | 46 | 108 | 92 | |
| San Saba | 1,347 | 1,031 | 513 | 73 | 12 | 427 | 316 | 110 | 14 | 2 | 145 | 45 | |
| Schleicher | 121 | 66 | 55 | 1 | 3 | 4 | 55 | 9 | | 1 | 29 | 16 | |
| Scurry | 768 | 594 | 32 | 343 | 47 | 171 | 174 | 73 | 10 | | 83 | 8 | |
| Shackelford | 493 | 261 | 114 | 62 | 1 | 32 | 232 | 76 | 12 | 8 | 129 | 7 | |
| Shelby | 3,704 | 3,047 | 1,352 | 295 | 268 | 1,123 | 657 | 90 | 13 | 97 | 314 | 143 | |
| Sherman | 19 | 14 | 11 | | 1 | 1 | 5 | | | | | 4 | |
| Smith | 7,069 | 4,793 | 1,645 | 630 | 38 | 2,468 | 2,271 | 554 | 137 | 28 | 1,395 | 157 | |
| Somervell | 642 | 493 | 119 | 19 | 143 | 204 | 149 | 28 | 9 | 4 | 34 | 74 | |
| Starr | 2,128 | 393 | 310 | 8 | 4 | 76 | 1,730 | 723 | 4 | 26 | 817 | 160 | |
| Stephens | 1,151 | 996 | 497 | 180 | 5 | 309 | 155 | 63 | 2 | 9 | 72 | 9 | |
| Sterling | 221 | 103 | 24 | 73 | 3 | | 118 | 35 | 18 | 1 | 32 | 37 | |
| Stonewall | 403 | 366 | 105 | 154 | 1 | 105 | 37 | 16 | 3 | | 13 | 5 | |
| Sutton | 320 | 99 | 80 | 14 | | 5 | 221 | 77 | 1 | 19 | 119 | 5 | |
| Swisher | 211 | 194 | 22 | 155 | 2 | 15 | 17 | 4 | 3 | | 9 | 1 | |
| Tarrant | 10,634 | 3,401 | 1,334 | 435 | 33 | 1,585 | 7,133 | 1,956 | 647 | 126 | 4,013 | 441 | |
| Taylor | 1,933 | 1,121 | 391 | 241 | 7 | 476 | 862 | 403 | 52 | 17 | 330 | 60 | |
| Terry | 10 | 9 | | | | | 1 | | | | | 1 | |
| Throckmorton | 317 | 253 | 101 | 47 | | 105 | 64 | 22 | 4 | 2 | 33 | 3 | |
| Titus | 2,361 | 1,947 | 823 | 179 | 16 | 925 | 414 | 122 | 18 | 22 | 210 | 42 | |
| Tom Green | 1,339 | 280 | 147 | 23 | 4 | 97 | 1,059 | 250 | 25 | 195 | 523 | 61 | |
| Travis | 3,869 | 3,436 | 1,054 | 410 | 40 | 1,926 | 5,433 | 1,673 | 330 | 56 | 3,214 | 160 | |
| Trinity | 2,141 | 1,225 | 554 | 50 | 222 | 396 | 916 | 127 | 20 | 73 | 619 | 77 | |
| Tyler | 2,134 | 1,200 | 592 | 76 | 200 | 312 | 984 | 146 | 6 | 34 | 670 | 78 | |
| Upshur | 3,074 | 2,490 | 1,202 | 205 | 26 | 1,048 | 584 | 119 | 10 | 63 | 324 | 68 | |
| Upton | 15 | 11 | | | | 10 | 4 | | | | | | |
| Uvalde | 375 | 307 | 131 | 36 | 3 | 84 | 568 | 133 | 12 | 8 | 313 | 47 | |
| Valverde | 1,258 | 133 | 49 | 2 | 6 | 76 | 1,125 | 251 | 12 | 11 | 836 | 15 | |
| Van Zandt | 4,363 | 3,963 | 1,913 | 365 | 29 | 1,624 | 321 | 321 | 51 | 28 | 436 | 49 | |
| Victoria | 2,609 | 1,233 | 522 | 193 | 29 | 474 | 1,376 | 430 | 84 | 133 | 550 | 174 | |
| Walker | 2,334 | 1,716 | 746 | 86 | 58 | 313 | 1,118 | 255 | 30 | 33 | 592 | 208 | |
| Waller | 2,320 | 1,946 | 690 | 181 | 26 | 1,045 | 374 | 299 | 33 | 12 | 439 | 91 | |
| Ward | 303 | 157 | 21 | 6 | 4 | 125 | 146 | 34 | 2 | 7 | 61 | 42 | |
| Washington | 6,310 | 4,390 | 786 | 475 | 323 | 2,736 | 1,920 | 646 | 24 | 69 | 913 | 268 | |
| Webb | 4,700 | 465 | 173 | 11 | 30 | 234 | 4,235 | 1,020 | 14 | 219 | 2,458 | 524 | |
| Wharton | 3,260 | 2,098 | 360 | 519 | 43 | 1,129 | 1,162 | 194 | 19 | 22 | 550 | 377 | |
| Wheeler | 137 | 126 | 107 | 4 | | 15 | 11 | 1 | | | 8 | 2 | |
| Wichita | 1,089 | 417 | 119 | 126 | 2 | 170 | 672 | 222 | 42 | 5 | 367 | 33 | |
| Wilbarger | 1,085 | 683 | 212 | 156 | 9 | 257 | 447 | 133 | 20 | 2 | 222 | 20 | |
| Williamson | 6,959 | 4,158 | 1,312 | 356 | 18 | 2,465 | 2,801 | 990 | 178 | 60 | 1,447 | 126 | |

PROPRIETORSHIP OF HOMES.

697

TABLE 106.—PRIVATE FAMILIES OCCUPYING OWNED AND HIRED AND FREE AND ENCUMBERED HOMES, BY COUNTIES: 1900—Continued.

| COUNTIES. | Total private families. | FARM HOMES. | | | | | | OTHER HOMES. | | | | | |
|------------------|-------------------------|-------------|--------|-------------|-----------|--------|-----------|--------------|--------|-------------|-----------|---------|-----------|
| | | Total. | Owned. | | | Hired. | Un-known. | Total. | Owned. | | | Hired. | Un-known. |
| | | | Free. | Encumbered. | Un-known. | | | | Free. | Encumbered. | Un-known. | | |
| Texas—Continued. | | | | | | | | | | | | | |
| Wilson | 2,487 | 1,770 | 660 | 178 | 90 | 889 | 3 | 717 | 239 | 18 | 47 | 344 | 69 |
| Winkler | 10 | | | | | | | 10 | 4 | | | 5 | 1 |
| Wise | 5,187 | 3,928 | 1,654 | 481 | 62 | 1,882 | 29 | 1,209 | 476 | 36 | 49 | 548 | 105 |
| Wood | 3,924 | 2,939 | 1,219 | 367 | 33 | 1,286 | 4 | 985 | 266 | 57 | 54 | 541 | 67 |
| Yoakum | 4 | 4 | | | | | 4 | | | | | | |
| Young | 1,208 | 894 | 407 | 125 | 4 | 355 | 3 | 314 | 147 | 9 | 4 | 123 | 31 |
| Zapata | 834 | 198 | 167 | | 9 | 16 | 6 | 686 | 182 | | 36 | 341 | 77 |
| Zavalla | 157 | 96 | 62 | 9 | 4 | 20 | 1 | 61 | 15 | 4 | 1 | 34 | 7 |
| Utah | 55,208 | 19,482 | 15,397 | 1,932 | 437 | 1,596 | 120 | 35,726 | 15,947 | 2,360 | 651 | 15,416 | 1,352 |
| Beaver | 732 | 300 | 111 | 11 | 163 | 15 | | 432 | 96 | 6 | 136 | 179 | 15 |
| Boxelder | 2,007 | 997 | 726 | 169 | 3 | 97 | 2 | 1,010 | 628 | 39 | 12 | 291 | 40 |
| Cache | 3,571 | 1,775 | 1,320 | 362 | 7 | 80 | 6 | 1,796 | 1,024 | 174 | 7 | 518 | 73 |
| Carbon | 938 | 188 | 104 | 6 | 18 | 10 | | 800 | 378 | 8 | 16 | 361 | 42 |
| Davis | 1,526 | 984 | 708 | 152 | 10 | 115 | 4 | 542 | 283 | 28 | 10 | 195 | 26 |
| Emery | 828 | 512 | 414 | 26 | 32 | 38 | 2 | 316 | 215 | 7 | 4 | 79 | 11 |
| Garfield | 617 | 236 | 225 | 4 | 1 | 4 | 2 | 381 | 284 | 14 | 1 | 69 | 13 |
| Grand | 247 | 118 | 95 | 7 | | 16 | | 129 | 52 | | 8 | 56 | 13 |
| Iron | 679 | 221 | 203 | | 8 | 8 | 2 | 458 | 364 | 4 | | 62 | 28 |
| Juab | 2,140 | 376 | 248 | 49 | 31 | 46 | 2 | 1,764 | 847 | 81 | 14 | 802 | 20 |
| Kane | 342 | 209 | 193 | 1 | 2 | 4 | 9 | 133 | 68 | | 2 | 47 | 16 |
| Millard | 1,092 | 664 | 580 | 36 | 5 | 36 | 7 | 428 | 261 | 6 | 22 | 102 | 37 |
| Morgan | 411 | 277 | 232 | 28 | | 17 | | 134 | 82 | | 1 | 41 | 9 |
| Piute | 375 | 195 | 176 | 8 | | 11 | | 180 | 128 | 1 | 5 | 38 | 8 |
| Rich | 368 | 266 | 226 | 18 | 3 | 18 | 1 | 102 | 48 | | 14 | 38 | 2 |
| Salt Lake | 16,286 | 2,201 | 1,522 | 311 | 16 | 346 | 6 | 14,085 | 4,194 | 1,397 | 286 | 7,817 | 441 |
| San Juan | 233 | 107 | 82 | | 12 | 5 | | 126 | 33 | 2 | 3 | 24 | 64 |
| Sanpete | 3,332 | 1,642 | 1,433 | 92 | 13 | 99 | 5 | 1,690 | 1,136 | 95 | 24 | 372 | 63 |
| Sevier | 1,589 | 928 | 755 | 135 | 8 | 30 | | 661 | 446 | 32 | 4 | 154 | 25 |
| Summit | 1,741 | 599 | 509 | 17 | 19 | 53 | 1 | 1,142 | 562 | 48 | 15 | 486 | 31 |
| Tooele | 1,530 | 508 | 419 | 24 | 6 | 50 | 9 | 1,022 | 501 | 10 | 23 | 423 | 65 |
| Uinta | 1,296 | 699 | 567 | 45 | 18 | 56 | 13 | 597 | 351 | 11 | 8 | 139 | 88 |
| Utah | 6,231 | 2,771 | 2,322 | 210 | 30 | 207 | 2 | 3,460 | 2,180 | 163 | 27 | 1,040 | 50 |
| Wasatch | 922 | 506 | 445 | 25 | 2 | 33 | 1 | 416 | 279 | 10 | 2 | 114 | 11 |
| Washington | 887 | 502 | 449 | 3 | 3 | 15 | 32 | 385 | 263 | | 6 | 86 | 30 |
| Wayne | 344 | 272 | 244 | 4 | 1 | 23 | | 72 | 42 | | 7 | 17 | 6 |
| Weber | 4,944 | 1,479 | 1,094 | 189 | 26 | 164 | 6 | 3,465 | 1,207 | 223 | 44 | 1,866 | 125 |
| Vermont | 80,559 | 32,735 | 14,151 | 12,493 | 608 | 5,336 | 147 | 47,824 | 12,561 | 7,169 | 769 | 25,678 | 1,647 |
| Addison | 5,152 | 2,688 | 1,134 | 978 | 43 | 518 | 10 | 2,469 | 706 | 324 | 49 | 1,327 | 63 |
| Bennington | 5,077 | 1,644 | 745 | 598 | 21 | 271 | 9 | 3,433 | 863 | 376 | 87 | 1,969 | 138 |
| Caledonia | 5,957 | 2,544 | 1,222 | 1,049 | 35 | 223 | 15 | 3,413 | 839 | 473 | 82 | 1,898 | 121 |
| Chittenden | 8,579 | 2,189 | 879 | 772 | 25 | 500 | 13 | 6,390 | 1,505 | 1,124 | 60 | 3,505 | 196 |
| Essex | 1,773 | 855 | 385 | 373 | 4 | 90 | 3 | 918 | 263 | 139 | 4 | 493 | 19 |
| Franklin | 6,711 | 2,586 | 961 | 873 | 43 | 698 | 11 | 4,125 | 1,153 | 598 | 70 | 2,121 | 183 |
| Grand Isle | 835 | 520 | 204 | 166 | 7 | 141 | 2 | 315 | 87 | 24 | 15 | 204 | 15 |
| Lamoille | 2,962 | 1,587 | 529 | 712 | 26 | 314 | 6 | 1,375 | 338 | 246 | 38 | 694 | 74 |
| Orange | 4,958 | 2,975 | 1,564 | 1,011 | 35 | 357 | 8 | 1,883 | 655 | 270 | 49 | 959 | 50 |
| Orleans | 5,282 | 2,931 | 1,112 | 1,378 | 57 | 366 | 18 | 2,351 | 665 | 361 | 39 | 1,173 | 113 |
| Rutland | 10,151 | 2,939 | 1,197 | 1,057 | 56 | 611 | 18 | 7,212 | 1,776 | 1,197 | 48 | 3,970 | 221 |
| Washington | 8,332 | 2,843 | 1,208 | 1,199 | 58 | 376 | 2 | 5,439 | 1,255 | 924 | 80 | 3,076 | 154 |
| Windham | 6,660 | 2,736 | 1,360 | 1,000 | 25 | 335 | 16 | 3,924 | 1,051 | 477 | 57 | 2,194 | 145 |
| Windsor | 8,130 | 3,703 | 1,651 | 1,327 | 173 | 536 | 16 | 4,427 | 1,385 | 636 | 96 | 2,155 | 155 |
| Virginia | 360,749 | 170,208 | 94,688 | 16,268 | 4,859 | 53,494 | 899 | 190,541 | 39,148 | 10,262 | 5,349 | 123,593 | 12,189 |
| Accomac | 6,670 | 2,312 | 746 | 258 | 78 | 1,722 | 8 | 3,858 | 1,349 | 223 | 174 | 1,872 | 240 |
| Albemarle | 5,364 | 2,917 | 1,643 | 349 | 141 | 735 | 49 | 2,447 | 465 | 169 | 81 | 1,424 | 308 |
| Alexandria | 1,257 | 378 | 218 | 40 | 8 | 112 | | 879 | 323 | 102 | 12 | 383 | 54 |
| Alleghany | 2,740 | 555 | 345 | 17 | 21 | 171 | 1 | 2,185 | 226 | 161 | 107 | 1,593 | 98 |
| Amelia | 1,725 | 1,380 | 705 | 167 | 45 | 455 | 8 | 345 | 35 | 9 | 31 | 197 | 73 |
| Amherst | 3,355 | 2,165 | 995 | 117 | 119 | 926 | 8 | 1,190 | 274 | 32 | 61 | 736 | 87 |
| Appomattox | 1,751 | 1,294 | 676 | 111 | 6 | 491 | 10 | 457 | 43 | 9 | 19 | 337 | 49 |
| Augusta | 6,441 | 2,793 | 1,901 | 390 | 71 | 402 | 29 | 3,648 | 1,272 | 173 | 101 | 1,909 | 193 |
| Bath | 1,020 | 577 | 368 | 54 | 22 | 124 | 7 | 445 | 61 | 13 | 30 | 267 | 74 |
| Bedford | 5,671 | 4,064 | 2,170 | 353 | 58 | 1,468 | 15 | 1,607 | 349 | 37 | 43 | 1,042 | 136 |
| Bland | 993 | 661 | 560 | 22 | 1 | 73 | 5 | 332 | 50 | | 22 | 240 | 20 |
| Botetourt | 3,252 | 1,494 | 1,055 | 102 | 35 | 277 | 25 | 1,758 | 483 | 59 | 75 | 1,015 | 121 |
| Brunswick | 3,526 | 2,350 | 890 | 265 | 146 | 1,023 | 26 | 1,176 | 62 | 28 | 33 | 759 | 294 |
| Buchanan | 1,722 | 1,568 | 1,038 | 33 | 10 | 486 | 1 | 154 | 9 | | 2 | 139 | 4 |
| Buckingham | 2,919 | 1,778 | 1,054 | 144 | 45 | 518 | 17 | 1,141 | 221 | 33 | 184 | 561 | 142 |
| Campbell | 4,357 | 2,072 | 1,006 | 168 | 31 | 865 | 2 | 2,285 | 696 | 67 | 42 | 1,406 | 74 |
| Caroline | 3,092 | 2,496 | 1,576 | 216 | 12 | 684 | 8 | 596 | 50 | 44 | 36 | 410 | 56 |
| Carroll | 3,618 | 3,086 | 2,058 | 384 | 12 | 601 | 27 | 532 | 70 | 11 | 44 | 384 | 23 |
| Charles City | 960 | 437 | 335 | 23 | | 75 | 4 | 523 | 274 | 28 | 10 | 198 | 13 |
| Charlotte | 2,989 | 1,790 | 732 | 141 | 29 | 872 | 16 | 1,149 | 133 | 18 | 34 | 768 | 196 |
| Chesterfield | 3,699 | 1,531 | 1,004 | 185 | 20 | 315 | 7 | 2,168 | 654 | 126 | 46 | 1,260 | 82 |
| Clarke | 1,530 | 529 | 236 | 69 | 8 | 209 | 7 | 1,001 | 322 | 69 | 27 | 493 | 90 |
| Craig | 792 | 501 | 424 | 5 | 5 | 61 | 6 | 291 | 88 | | 4 | 176 | 23 |
| Culpeper | 2,701 | 1,318 | 867 | 171 | 76 | 198 | 6 | 1,333 | 342 | 68 | 122 | 703 | 148 |
| Cumberland | 1,697 | 1,373 | 492 | 115 | 157 | 591 | 18 | 324 | 14 | 1 | 24 | 200 | 85 |

STATISTICS OF POPULATION.

TABLE 106.—PRIVATE FAMILIES OCCUPYING OWNED AND HIRED AND FREE AND ENCUMBERED HOMES, BY COUNTIES: 1900—Continued.

| COUNTIES. | Total private families. | FARM HOMES. | | | | | | OTHER HOMES. | | | | | |
|------------------------------|-------------------------|-------------|--------|-------------|-----------|--------|-----------|--------------|--------|-------------|-----------|--------|-----------|
| | | Total. | Owned. | | | Hired. | Un-known. | Total. | Owned. | | | Hired. | Un-known. |
| | | | Free. | Encumbered. | Un-known. | | | | Free. | Encumbered. | Un-known. | | |
| Virginia—Continued. | | | | | | | | | | | | | |
| Dickenson..... | 1,367 | 1,255 | 960 | 12 | 5 | 274 | 4 | 112 | 10 | 2 | 86 | 14 | |
| Dinwiddie..... | 2,687 | 2,057 | 987 | 191 | 38 | 833 | 8 | 630 | 18 | 7 | 24 | 440 | |
| Elizabeth City..... | 3,555 | 299 | 174 | 46 | 1 | 77 | 1 | 3,256 | 1,125 | 344 | 14 | 1,581 | |
| Essex..... | 1,881 | 1,632 | 1,030 | 153 | 6 | 438 | 5 | 249 | 66 | 24 | 5 | 132 | |
| Fairfax..... | 3,756 | 1,895 | 1,168 | 300 | 21 | 406 | 1 | 1,861 | 746 | 153 | 45 | 308 | |
| Fauquier..... | 4,278 | 2,258 | 1,430 | 280 | 56 | 502 | 10 | 2,020 | 450 | 95 | 17 | 1,287 | |
| Floyd..... | 2,870 | 2,332 | 1,482 | 200 | 171 | 470 | 9 | 538 | 57 | 36 | 94 | 402 | |
| Fluvanna..... | 1,732 | 1,345 | 914 | 72 | 12 | 322 | 25 | 387 | 36 | 2 | 22 | 227 | |
| Franklin..... | 4,717 | 3,783 | 2,134 | 274 | 49 | 1,312 | 14 | 332 | 135 | 34 | 66 | 648 | |
| Frederick..... | 2,772 | 1,635 | 903 | 237 | 41 | 440 | 14 | 1,137 | 334 | 80 | 51 | 567 | |
| Giles..... | 1,920 | 1,090 | 736 | 51 | 8 | 293 | 2 | 830 | 139 | 3 | 20 | 641 | |
| Gloucester..... | 2,499 | 1,963 | 1,392 | 315 | 11 | 228 | 10 | 536 | 138 | 38 | 60 | 207 | |
| Goochland..... | 1,680 | 1,332 | 840 | 154 | 17 | 316 | 5 | 348 | 49 | 3 | 22 | 231 | |
| Grayson..... | 3,107 | 2,622 | 1,955 | 139 | 17 | 504 | 7 | 455 | 42 | 4 | 23 | 389 | |
| Greene..... | 1,104 | 815 | 532 | 80 | 12 | 191 | 1 | 289 | 61 | 6 | 24 | 178 | |
| Greensville..... | 1,883 | 1,188 | 459 | 150 | 36 | 551 | 7 | 700 | 47 | 21 | 28 | 420 | |
| Halifax..... | 7,201 | 4,091 | 1,331 | 265 | 345 | 2,127 | 23 | 3,110 | 324 | 67 | 196 | 2,044 | |
| Hanover..... | 3,313 | 2,477 | 1,443 | 222 | 21 | 732 | 2 | 836 | 193 | 27 | 12 | 501 | |
| Henrico..... | 6,072 | 1,451 | 885 | 123 | 26 | 413 | 4 | 4,621 | 1,143 | 373 | 45 | 2,799 | |
| Henry..... | 3,559 | 1,968 | 660 | 77 | 22 | 1,166 | 53 | 1,591 | 232 | 47 | 51 | 1,075 | |
| Highland..... | 1,042 | 725 | 565 | 49 | 2 | 103 | 1 | 317 | 46 | 7 | 40 | 205 | |
| Isle of Wight..... | 2,517 | 1,510 | 676 | 230 | 3 | 534 | 3 | 1,007 | 134 | 24 | 33 | 304 | |
| James City..... | 728 | 556 | 345 | 43 | 4 | 164 | 1 | 172 | 17 | 1 | 1 | 146 | |
| King and Queen..... | 1,774 | 1,632 | 1,047 | 133 | 26 | 367 | 9 | 142 | 11 | 1 | 9 | 89 | |
| King George..... | 1,249 | 1,097 | 438 | 113 | 122 | 367 | 2 | 152 | 6 | 3 | 3 | 115 | |
| King William..... | 1,640 | 1,041 | 630 | 96 | 40 | 274 | 1 | 599 | 68 | 23 | 37 | 374 | |
| Lancaster..... | 1,690 | 1,115 | 689 | 177 | 29 | 215 | 5 | 575 | 212 | 17 | 36 | 265 | |
| Lee..... | 3,825 | 2,775 | 1,493 | 90 | 40 | 1,146 | 6 | 1,050 | 74 | 19 | 50 | 831 | |
| Loudoun..... | 4,195 | 1,991 | 959 | 257 | 120 | 643 | 7 | 2,204 | 622 | 147 | 31 | 1,169 | |
| Louisa..... | 3,102 | 2,586 | 1,735 | 285 | 28 | 524 | 14 | 516 | 153 | 13 | 17 | 270 | |
| Lunenburg..... | 2,216 | 1,696 | 794 | 239 | 16 | 534 | 13 | 520 | 29 | 5 | 20 | 376 | |
| Madison..... | 1,811 | 1,245 | 867 | 137 | 13 | 225 | 4 | 665 | 125 | 10 | 21 | 453 | |
| Mathews..... | 1,667 | 1,469 | 855 | 82 | 286 | 141 | 5 | 198 | 34 | 9 | 35 | 84 | |
| Mecklenburg..... | 5,190 | 3,165 | 1,086 | 317 | 140 | 1,606 | 16 | 2,025 | 325 | 68 | 26 | 1,422 | |
| Middlesex..... | 1,647 | 1,440 | 1,027 | 174 | 9 | 227 | 3 | 207 | 20 | 8 | 12 | 110 | |
| Montgomery..... | 3,102 | 1,276 | 832 | 122 | 108 | 209 | 5 | 1,326 | 569 | 47 | 168 | 995 | |
| Nansemond..... | 4,661 | 2,161 | 1,051 | 350 | 19 | 739 | 2 | 2,500 | 557 | 285 | 53 | 1,603 | |
| Nelson..... | 2,941 | 1,945 | 905 | 233 | 39 | 754 | 9 | 996 | 101 | 34 | 37 | 752 | |
| New Kent..... | 931 | 710 | 462 | 58 | 13 | 169 | 3 | 221 | 35 | 4 | 3 | 150 | |
| Norfolk..... | 11,024 | 1,525 | 576 | 191 | 43 | 694 | 21 | 9,499 | 1,472 | 929 | 39 | 6,934 | |
| Northampton..... | 2,739 | 992 | 245 | 155 | 20 | 559 | 13 | 1,747 | 376 | 115 | 21 | 1,052 | |
| Northumberland..... | 1,953 | 1,656 | 1,052 | 221 | 25 | 349 | 9 | 297 | 56 | 7 | 29 | 161 | |
| Nottoway..... | 2,315 | 1,355 | 630 | 179 | 5 | 536 | 5 | 960 | 139 | 94 | 10 | 596 | |
| Orange..... | 2,399 | 1,314 | 939 | 200 | 14 | 161 | 1 | 1,035 | 423 | 79 | 22 | 430 | |
| Page..... | 2,772 | 1,000 | 312 | 47 | 16 | 110 | 15 | 1,772 | 678 | 114 | 94 | 822 | |
| Patrick..... | 2,943 | 2,539 | 1,070 | 150 | 404 | 911 | 4 | 409 | 38 | 7 | 22 | 307 | |
| Pittsylvania..... | 3,977 | 4,873 | 1,743 | 306 | 142 | 2,637 | 25 | 4,099 | 625 | 127 | 124 | 2,730 | |
| Powhatan..... | 1,290 | 917 | 465 | 131 | 24 | 297 | 1 | 373 | 57 | 9 | 13 | 254 | |
| Prince Edward..... | 2,306 | 1,714 | 782 | 214 | 22 | 639 | 7 | 1,092 | 203 | 75 | 20 | 708 | |
| Prince George..... | 1,569 | 1,117 | 555 | 213 | 18 | 329 | 2 | 452 | 72 | 16 | 32 | 236 | |
| Princess Anne..... | 2,317 | 1,443 | 562 | 176 | 8 | 697 | 5 | 369 | 102 | 45 | 16 | 679 | |
| Prince William..... | 2,141 | 1,246 | 859 | 125 | 20 | 233 | 9 | 895 | 237 | 58 | 62 | 449 | |
| Pulaski..... | 2,704 | 926 | 594 | 85 | 11 | 236 | 7 | 1,778 | 418 | 77 | 28 | 1,207 | |
| Rappahannock..... | 1,668 | 940 | 557 | 111 | 25 | 241 | 6 | 728 | 68 | 19 | 60 | 530 | |
| Richmond..... | 1,340 | 1,091 | 629 | 111 | 7 | 343 | 1 | 249 | 50 | 10 | 23 | 162 | |
| Roanoke..... | 3,118 | 1,170 | 771 | 83 | 22 | 234 | 10 | 1,948 | 550 | 106 | 100 | 1,069 | |
| Rockbridge..... | 4,176 | 1,701 | 1,012 | 152 | 169 | 343 | 20 | 2,475 | 536 | 107 | 197 | 1,404 | |
| Rockingham..... | 6,780 | 3,333 | 2,447 | 407 | 23 | 449 | 12 | 3,442 | 1,357 | 153 | 145 | 1,674 | |
| Russell..... | 3,293 | 2,296 | 1,491 | 81 | 37 | 632 | 5 | 997 | 117 | 21 | 31 | 738 | |
| Scott..... | 4,237 | 3,516 | 2,008 | 98 | 26 | 1,369 | 15 | 721 | 103 | 9 | 16 | 547 | |
| Shenandoah..... | 4,198 | 2,498 | 1,589 | 377 | 157 | 365 | 10 | 1,700 | 701 | 150 | 64 | 731 | |
| Smyth..... | 3,074 | 1,566 | 1,059 | 70 | 18 | 419 | 1 | 1,508 | 313 | 54 | 22 | 1,030 | |
| Southampton..... | 4,549 | 2,533 | 774 | 350 | 24 | 1,334 | 1 | 2,016 | 170 | 66 | 24 | 1,727 | |
| Spottsylvania..... | 1,327 | 1,638 | 942 | 164 | 194 | 327 | 11 | 139 | 26 | 4 | 3 | 126 | |
| Stafford..... | 1,581 | 1,310 | 895 | 143 | 21 | 247 | 4 | 271 | 61 | 10 | 15 | 166 | |
| Surry..... | 1,764 | 1,088 | 488 | 162 | 17 | 415 | 6 | 676 | 109 | 31 | 7 | 461 | |
| Sussex..... | 2,337 | 1,406 | 586 | 212 | 45 | 551 | 12 | 981 | 114 | 30 | 36 | 748 | |
| Tazewell..... | 4,321 | 2,033 | 1,277 | 60 | 20 | 669 | 7 | 2,238 | 336 | 92 | 29 | 1,732 | |
| Warren..... | 1,669 | 894 | 440 | 147 | 37 | 262 | 8 | 775 | 188 | 76 | 48 | 439 | |
| Warwick..... | 1,118 | 156 | 113 | 6 | 2 | 35 | 1 | 962 | 230 | 27 | 8 | 631 | |
| Washington..... | 5,529 | 3,496 | 2,077 | 193 | 13 | 1,204 | 9 | 2,033 | 567 | 54 | 80 | 1,228 | |
| Westmoreland..... | 1,851 | 1,285 | 709 | 155 | 12 | 404 | 5 | 566 | 158 | 22 | 17 | 338 | |
| Wise..... | 3,647 | 1,324 | 816 | 48 | 28 | 430 | 2 | 2,323 | 315 | 29 | 31 | 1,909 | |
| Wythe..... | 3,838 | 1,320 | 1,024 | 61 | 13 | 212 | 5 | 2,568 | 523 | 114 | 53 | 1,773 | |
| York..... | 1,532 | 1,151 | 67 | 67 | 9 | 197 | 2 | 331 | 207 | 4 | 4 | 121 | |
| City of Alexandria..... | 3,140 | 13 | 8 | | | 5 | | 3,127 | 847 | 199 | 17 | 1,939 | |
| City of Bristol..... | 853 | 10 | 6 | | | 4 | | 843 | 175 | 65 | 1 | 533 | |
| City of Buena Vista..... | 457 | 4 | 3 | | | 1 | | 453 | 117 | 22 | | 297 | |
| City of Charlottesville..... | 1,324 | 18 | 10 | | | 4 | | 1,306 | 266 | 153 | 10 | 812 | |
| City of Danville..... | 3,544 | 34 | 8 | | | 18 | | 3,510 | 572 | 306 | 48 | 2,343 | |

PROPRIETORSHIP OF HOMES.

TABLE 106.—PRIVATE FAMILIES OCCUPYING OWNED AND HIRED AND FREE AND ENCUMBERED HOMES, BY COUNTIES: 1900—Continued.

| COUNTIES. | Total private families. | FARM HOMES. | | | | | OTHER HOMES. | | | | | | |
|-----------------------------|-------------------------|-------------|--------|-------------|-----------|--------|--------------|--------|--------|-------------|-----------|--------|-----------|
| | | Total. | Owned. | | | Hired. | Un-known. | Total. | Owned. | | | Hired. | Un-known. |
| | | | Free. | Encumbered. | Un-known. | | | | Free. | Encumbered. | Un-known. | | |
| Virginia—Continued. | | | | | | | | | | | | | |
| City of Fredericksburg..... | 1,063 | 13 | 6 | 2 | 5 | 1,050 | 294 | 140 | 12 | 567 | 37 | | |
| City of Lynchburg..... | 3,967 | 14 | 4 | 3 | 7 | 3,953 | 767 | 189 | 35 | 2,717 | 245 | | |
| City of Manchester..... | 2,026 | 9 | 1 | 2 | 5 | 2,017 | 321 | 127 | 7 | 1,481 | 61 | | |
| City of Newport News..... | 3,614 | 7 | 2 | 2 | 3 | 3,607 | 235 | 415 | 12 | 2,781 | 100 | | |
| City of Norfolk..... | 9,742 | 24 | 14 | 3 | 7 | 9,718 | 1,270 | 323 | 14 | 7,915 | 196 | | |
| City of Petersburg..... | 5,090 | 19 | 13 | 3 | 3 | 5,071 | 1,288 | 166 | 30 | 3,202 | 385 | | |
| City of Portsmouth..... | 3,461 | 8 | 1 | 4 | 3 | 3,453 | 624 | 315 | 43 | 2,399 | 71 | | |
| City of Radford..... | 3,643 | 36 | 12 | 1 | 23 | 3,607 | 147 | 13 | 3 | 434 | 10 | | |
| City of Richmond..... | 17,549 | 44 | 7 | 4 | 25 | 17,505 | 2,252 | 744 | 533 | 12,400 | 1,576 | | |
| City of Roanoke..... | 4,282 | 11 | 3 | 3 | 6 | 4,271 | 656 | 422 | 112 | 2,901 | 180 | | |
| City of Staunton..... | 1,244 | 14 | 7 | 3 | 3 | 1,230 | 363 | 115 | 2 | 713 | 37 | | |
| City of Williamsburg..... | 1,800 | 1 | | | 1 | 1,799 | 145 | 7 | | 143 | 4 | | |
| City of Winchester..... | 1,177 | 16 | 13 | | 3 | 1,161 | 430 | 65 | 3 | 619 | 41 | | |
| Washington..... | 107,171 | 33,781 | 21,593 | 6,001 | 422 | 5,532 | 233 | 73,390 | 23,088 | 4,420 | 1,680 | 39,581 | 4,621 |
| Adams..... | 1,063 | 763 | 581 | 114 | 12 | 49 | 7 | 300 | 133 | 19 | 11 | 118 | 19 |
| Asotin..... | 764 | 558 | 446 | 37 | | 72 | 3 | 206 | 101 | 8 | 3 | 80 | 14 |
| Chehalis..... | 3,017 | 629 | 432 | 95 | 1 | 97 | 4 | 2,338 | 902 | 135 | 13 | 1,277 | 61 |
| Chelan..... | 914 | 454 | 366 | 34 | 7 | 47 | | 460 | 165 | 8 | 39 | 213 | 35 |
| Clallam..... | 1,419 | 459 | 359 | 31 | 4 | 63 | 2 | 960 | 565 | 33 | 33 | 284 | 45 |
| Clarke..... | 2,951 | 1,798 | 1,129 | 399 | 19 | 245 | 6 | 1,153 | 330 | 56 | 19 | 672 | 76 |
| Columbia..... | 1,541 | 732 | 336 | 215 | 5 | 173 | 3 | 809 | 231 | 76 | 14 | 405 | 33 |
| Cowlitz..... | 1,782 | 831 | 575 | 84 | 26 | 137 | 9 | 951 | 242 | 34 | 119 | 478 | 73 |
| Douglas..... | 1,186 | 938 | 694 | 143 | 4 | 37 | 10 | 248 | 71 | 6 | | 149 | 23 |
| Ferry..... | 1,127 | 162 | 158 | 1 | | 3 | | 965 | 513 | 15 | 29 | 307 | 101 |
| Franklin..... | 119 | 45 | 17 | 22 | | 6 | | 74 | 24 | 5 | | 44 | 1 |
| Garfield..... | 394 | 521 | 275 | 114 | 4 | 123 | 5 | 313 | 124 | 16 | 13 | 147 | 13 |
| Island..... | 412 | 267 | 152 | 44 | | 63 | 3 | 145 | 37 | 13 | | 68 | 24 |
| Jefferson..... | 1,323 | 214 | 146 | 20 | 7 | 40 | 1 | 1,109 | 299 | 23 | 10 | 725 | 52 |
| King..... | 19,286 | 1,364 | 1,134 | 274 | 16 | 410 | 30 | 17,422 | 4,408 | 1,207 | 148 | 10,261 | 1,398 |
| Kitsap..... | 1,613 | 452 | 368 | 49 | 1 | 32 | 2 | 1,161 | 462 | 36 | 15 | 564 | 84 |
| Kittitas..... | 2,086 | 702 | 335 | 218 | 20 | 127 | 2 | 1,384 | 558 | 40 | 55 | 672 | 59 |
| Klickitat..... | 1,430 | 1,080 | 731 | 190 | 24 | 126 | 9 | 1,350 | 135 | 9 | 16 | 162 | 28 |
| Lewis..... | 3,339 | 1,777 | 1,354 | 202 | 9 | 206 | 6 | 1,622 | 711 | 71 | 20 | 762 | 58 |
| Lincoln..... | 2,731 | 1,371 | 1,173 | 418 | 16 | 260 | 4 | 360 | 362 | 41 | 18 | 393 | 46 |
| Mason..... | 897 | 289 | 200 | 32 | 12 | 40 | 5 | 608 | 207 | 36 | 49 | 285 | 31 |
| Okanogan..... | 1,266 | 676 | 583 | 11 | 40 | 35 | 7 | 590 | 267 | 4 | 146 | 117 | 56 |
| Pacific..... | 1,345 | 325 | 259 | 30 | 2 | 30 | 4 | 1,020 | 445 | 25 | 19 | 471 | 60 |
| Pierce..... | 11,335 | 1,532 | 960 | 189 | 30 | 337 | 16 | 9,803 | 2,413 | 552 | 135 | 6,013 | 690 |
| San Juan..... | 663 | 367 | 255 | 82 | 2 | 26 | 2 | 296 | 114 | 26 | 4 | 136 | 16 |
| Skagit..... | 2,993 | 924 | 558 | 146 | 18 | 194 | 8 | 2,069 | 710 | 52 | 131 | 1,046 | 130 |
| Skamania..... | 389 | 222 | 175 | 21 | 1 | 22 | 3 | 167 | 34 | 2 | 35 | 72 | 24 |
| Snohomish..... | 5,102 | 1,095 | 803 | 132 | 8 | 142 | 10 | 4,007 | 1,492 | 188 | 89 | 1,840 | 403 |
| Spokane..... | 12,035 | 3,012 | 1,759 | 668 | 36 | 536 | 13 | 9,023 | 2,272 | 883 | 242 | 5,333 | 293 |
| Stevens..... | 2,468 | 1,293 | 1,094 | 103 | 10 | 85 | 6 | 1,170 | 639 | 21 | 52 | 391 | 67 |
| Thurston..... | 2,232 | 741 | 495 | 99 | 6 | 133 | 3 | 1,491 | 537 | 71 | 49 | 789 | 45 |
| Wahkiakum..... | 545 | 210 | 161 | 23 | | 26 | | 335 | 145 | 12 | 7 | 148 | 23 |
| Walla Walla..... | 3,375 | 1,031 | 479 | 273 | 39 | 231 | 9 | 2,344 | 822 | 169 | 15 | 1,187 | 151 |
| Whatcom..... | 5,106 | 1,373 | 889 | 268 | 10 | 197 | 9 | 3,733 | 1,218 | 253 | 63 | 2,015 | 179 |
| Whitman..... | 5,425 | 3,031 | 1,381 | 829 | 17 | 785 | 19 | 2,394 | 841 | 143 | 44 | 1,210 | 156 |
| Yakima..... | 2,998 | 1,538 | 781 | 391 | 16 | 342 | 8 | 1,460 | 509 | 143 | 12 | 747 | 49 |
| West Virginia..... | 183,780 | 94,445 | 58,633 | 9,645 | 2,671 | 22,938 | 558 | 89,335 | 19,339 | 5,136 | 2,995 | 57,821 | 3,994 |
| Barbour..... | 2,790 | 2,060 | 1,431 | 265 | 12 | 322 | 30 | 730 | 118 | 22 | 78 | 454 | 58 |
| Berkeley..... | 3,979 | 1,313 | 599 | 139 | 71 | 441 | 13 | 2,666 | 847 | 190 | 59 | 1,421 | 149 |
| Boone..... | 1,400 | 1,250 | 640 | 64 | 8 | 535 | 3 | 150 | 6 | 2 | 18 | 111 | 13 |
| Braxton..... | 3,369 | 2,580 | 1,668 | 360 | 18 | 523 | 5 | 789 | 131 | 67 | 37 | 526 | 28 |
| Brooke..... | 1,532 | 482 | 199 | 96 | 6 | 180 | 1 | 1,050 | 304 | 101 | 14 | 608 | 23 |
| Cabell..... | 5,905 | 1,930 | 1,038 | 329 | 20 | 534 | 9 | 3,975 | 744 | 209 | 108 | 2,797 | 117 |
| Calhoun..... | 1,826 | 1,660 | 1,046 | 137 | 13 | 400 | 4 | 166 | 19 | 1 | 22 | 114 | 10 |
| Clay..... | 1,465 | 985 | 547 | 61 | 73 | 302 | 2 | 480 | 6 | 1 | 46 | 397 | 30 |
| Doddridge..... | 2,561 | 1,900 | 1,311 | 138 | 20 | 418 | 13 | 661 | 123 | 22 | 18 | 453 | 45 |
| Fayette..... | 6,156 | 1,197 | 828 | 43 | 114 | 209 | 3 | 4,959 | 464 | 48 | 95 | 4,146 | 206 |
| Gilmer..... | 2,150 | 1,891 | 1,147 | 147 | 22 | 565 | 10 | 259 | 83 | 10 | 5 | 141 | 20 |
| Grant..... | 1,377 | 852 | 573 | 109 | 5 | 160 | 5 | 625 | 82 | 20 | 26 | 386 | 11 |
| Greenbrier..... | 3,709 | 2,443 | 1,857 | 149 | 32 | 394 | 11 | 1,266 | 405 | 27 | 43 | 720 | 71 |
| Hampshire..... | 2,312 | 1,604 | 972 | 231 | 123 | 276 | 2 | 708 | 123 | 24 | 102 | 362 | 97 |
| Hancock..... | 1,384 | 442 | 238 | 78 | 16 | 105 | 5 | 942 | 161 | 130 | 28 | 581 | 42 |
| Hardy..... | 1,602 | 891 | 636 | 75 | 18 | 153 | 9 | 711 | 226 | 32 | 66 | 357 | 30 |
| Harrison..... | 5,451 | 2,244 | 1,677 | 199 | 88 | 275 | 5 | 3,207 | 753 | 145 | 144 | 2,038 | 127 |
| Jackson..... | 4,330 | 3,217 | 1,948 | 448 | 38 | 770 | 13 | 1,113 | 268 | 77 | 24 | 698 | 46 |
| Jefferson..... | 3,171 | 805 | 304 | 132 | 21 | 343 | 5 | 2,366 | 742 | 251 | 19 | 1,266 | 88 |
| Kanawha..... | 10,490 | 3,083 | 1,660 | 262 | 195 | 909 | 57 | 7,407 | 1,324 | 345 | 229 | 5,167 | 342 |
| Lewis..... | 2,940 | 1,949 | 1,416 | 160 | 27 | 334 | 12 | 991 | 244 | 43 | 28 | 593 | 83 |
| Lincoln..... | 2,741 | 2,427 | 1,228 | 307 | 10 | 875 | 7 | 314 | 56 | 7 | 7 | 222 | 22 |
| Logan..... | 1,201 | 983 | 431 | 33 | 23 | 451 | | 263 | 52 | 1 | 12 | 194 | 4 |
| McDowell..... | 3,672 | 805 | 396 | 10 | 1 | 396 | 2 | 2,867 | 102 | 25 | 8 | 2,613 | 119 |
| Marion..... | 6,617 | 2,556 | 1,692 | 239 | 216 | 370 | 39 | 4,061 | 1,070 | 236 | 138 | 2,452 | 165 |

TABLE 106.—PRIVATE FAMILIES OCCUPYING OWNED AND HIRED AND FREE AND ENCUMBERED HOMES. BY COUNTIES: 1900—Continued.

| COUNTIES. | Total private families. | FARM HOMES. | | | | | | OTHER HOMES. | | | | | |
|--------------------|-------------------------|-------------|--------|-------------|-----------|--------|-----------|--------------|--------|-------------|-----------|---------|-----------|
| | | Total. | Owned. | | | Hired. | Un-known. | Total. | Owned. | | | Hired. | Un-known. |
| | | | Free. | Encumbered. | Un-known. | | | | Free. | Encumbered. | Un-known. | | |
| West Virginia—Con. | | | | | | | | | | | | | |
| Marshall | 5,136 | 2,019 | 983 | 351 | 23 | 636 | 26 | 3,117 | 821 | 326 | 41 | 1,845 | 84 |
| Mason | 4,888 | 2,829 | 1,557 | 461 | 28 | 780 | 8 | 2,059 | 527 | 160 | 26 | 1,257 | 89 |
| Mercer | 4,276 | 1,978 | 1,238 | 138 | 18 | 567 | 17 | 2,298 | 408 | 112 | 45 | 1,623 | 115 |
| Mineral | 2,477 | 716 | 422 | 101 | 19 | 166 | 8 | 1,761 | 233 | 69 | 223 | 1,168 | 63 |
| Mingo | 2,071 | 1,006 | 455 | 43 | 37 | 462 | 9 | 1,065 | 72 | 16 | 13 | 836 | 123 |
| Monongalia | 3,959 | 2,238 | 1,731 | 103 | 19 | 377 | 8 | 1,721 | 504 | 151 | 83 | 921 | 62 |
| Monroe | 2,444 | 1,827 | 1,246 | 224 | 19 | 332 | 6 | 617 | 148 | 23 | 33 | 366 | 47 |
| Morgan | 1,479 | 699 | 507 | 76 | 15 | 95 | 6 | 780 | 269 | 63 | 3 | 443 | 12 |
| Nicholas | 2,047 | 1,781 | 1,073 | 161 | 239 | 300 | 8 | 266 | 40 | 2 | 18 | 187 | 19 |
| Ohio | 10,333 | 825 | 392 | 116 | 12 | 303 | 2 | 9,508 | 2,398 | 809 | 84 | 5,891 | 326 |
| Pendleton | 1,596 | 1,232 | 813 | 42 | 223 | 141 | 13 | 864 | 70 | 5 | 45 | 208 | 36 |
| Pleasants | 1,744 | 1,003 | 622 | 85 | 7 | 281 | 8 | 741 | 219 | 21 | 19 | 434 | 48 |
| Pocahontas | 1,441 | 1,080 | 840 | 56 | 8 | 172 | 8 | 361 | 39 | 4 | 27 | 253 | 38 |
| Preston | 4,537 | 2,987 | 1,808 | 343 | 326 | 495 | 15 | 1,550 | 332 | 107 | 60 | 932 | 69 |
| Putnam | 3,277 | 2,192 | 1,080 | 303 | 72 | 733 | 4 | 1,086 | 118 | 47 | 79 | 781 | 60 |
| Raleigh | 2,186 | 1,764 | 1,159 | 50 | 12 | 523 | 20 | 422 | 79 | 6 | 12 | 278 | 47 |
| Randolph | 3,157 | 1,762 | 1,266 | 106 | 13 | 368 | 9 | 1,395 | 232 | 35 | 43 | 954 | 51 |
| Ritchie | 3,631 | 2,409 | 1,685 | 206 | 18 | 492 | 8 | 1,222 | 342 | 83 | 34 | 748 | 55 |
| Roane | 3,456 | 2,350 | 1,919 | 320 | 22 | 533 | 6 | 606 | 127 | 33 | 29 | 331 | 36 |
| Summers | 2,938 | 1,869 | 1,231 | 133 | 18 | 424 | 13 | 1,069 | 219 | 72 | 56 | 649 | 73 |
| Taylor | 2,999 | 1,117 | 794 | 165 | 8 | 142 | 8 | 1,882 | 540 | 270 | 31 | 984 | 57 |
| Tucker | 2,367 | 778 | 434 | 52 | 123 | 163 | 6 | 1,579 | 164 | 79 | 123 | 1,117 | 91 |
| Tyler | 3,708 | 1,639 | 1,292 | 52 | 16 | 268 | 11 | 2,069 | 306 | 29 | 91 | 1,084 | 59 |
| Upshur | 2,946 | 2,037 | 1,514 | 332 | 36 | 197 | 3 | 853 | 252 | 41 | 64 | 466 | 35 |
| Wayne | 4,270 | 3,226 | 1,678 | 284 | 25 | 1,212 | 27 | 1,044 | 195 | 29 | 18 | 729 | 73 |
| Webster | 1,556 | 1,041 | 632 | 109 | 4 | 245 | 1 | 515 | 118 | 22 | 19 | 339 | 17 |
| Wetzel | 4,137 | 2,432 | 1,402 | 174 | 67 | 787 | 2 | 1,735 | 268 | 66 | 190 | 1,141 | 70 |
| Wirt | 1,943 | 1,325 | 897 | 230 | 3 | 390 | 5 | 413 | 113 | 27 | 19 | 235 | 24 |
| Wood | 7,197 | 2,311 | 1,688 | 333 | 52 | 672 | 11 | 4,336 | 1,141 | 429 | 78 | 2,622 | 116 |
| Wyoming | 1,435 | 1,219 | 743 | 74 | 4 | 386 | 12 | 216 | 7 | 4 | 5 | 152 | 43 |
| Wisconsin | 420,327 | 169,287 | 77,490 | 65,589 | 2,917 | 22,414 | 877 | 251,040 | 83,569 | 39,377 | 5,068 | 114,595 | 8,431 |
| Adams | 1,975 | 1,792 | 988 | 533 | 12 | 197 | 12 | 183 | 82 | 13 | 2 | 63 | 23 |
| Ashland | 3,732 | 501 | 317 | 142 | 18 | 22 | 2 | 3,231 | 1,094 | 288 | 28 | 1,736 | 85 |
| Barron | 4,659 | 2,982 | 1,580 | 1,185 | 26 | 131 | 10 | 1,677 | 740 | 167 | 101 | 611 | 58 |
| Bayfield | 2,504 | 468 | 339 | 46 | 2 | 29 | 2 | 2,036 | 821 | 234 | 7 | 892 | 82 |
| Brown | 3,950 | 3,794 | 1,895 | 1,536 | 78 | 260 | 25 | 5,156 | 1,828 | 675 | 207 | 2,305 | 141 |
| Buffalo | 3,330 | 2,245 | 992 | 907 | 33 | 303 | 10 | 1,135 | 508 | 123 | 28 | 385 | 91 |
| Burnett | 1,531 | 1,196 | 921 | 225 | 23 | 25 | 2 | 335 | 175 | 27 | 6 | 101 | 26 |
| Calumet | 3,348 | 2,187 | 1,015 | 1,009 | 11 | 150 | 2 | 1,161 | 606 | 131 | 7 | 330 | 37 |
| Chippewa | 6,306 | 3,029 | 1,757 | 998 | 32 | 227 | 15 | 3,277 | 1,418 | 354 | 45 | 1,323 | 134 |
| Clark | 5,144 | 3,402 | 1,509 | 1,632 | 33 | 214 | 14 | 1,742 | 704 | 249 | 37 | 661 | 91 |
| Columbia | 6,962 | 3,390 | 1,344 | 1,269 | 60 | 702 | 15 | 3,572 | 1,753 | 415 | 49 | 1,222 | 133 |
| Crawford | 3,434 | 2,053 | 1,094 | 532 | 143 | 226 | 8 | 1,376 | 516 | 32 | 172 | 533 | 73 |
| Dane | 14,045 | 6,459 | 2,652 | 2,111 | 90 | 1,513 | 38 | 7,586 | 2,849 | 1,054 | 164 | 3,125 | 394 |
| Dodge | 9,858 | 5,056 | 2,143 | 1,966 | 54 | 866 | 27 | 4,802 | 2,169 | 847 | 51 | 1,530 | 205 |
| Door | 3,307 | 2,207 | 1,141 | 947 | 13 | 95 | 11 | 1,100 | 412 | 140 | 26 | 414 | 108 |
| Douglas | 6,263 | 254 | 189 | 34 | 5 | 26 | ----- | 6,009 | 1,509 | 354 | 374 | 3,540 | 232 |
| Dunn | 5,024 | 3,146 | 1,213 | 63 | 323 | 13 | ----- | 1,378 | 638 | 173 | 293 | 533 | 86 |
| Eau Claire | 6,441 | 2,019 | 968 | 829 | 35 | 130 | 7 | 4,422 | 1,613 | 645 | 60 | 1,973 | 126 |
| Florence | 607 | 176 | 138 | 21 | 5 | 10 | 24 | 431 | 191 | 24 | 2 | 132 | 32 |
| Fond du Lac | 10,123 | 4,327 | 1,771 | 1,617 | 105 | 312 | 22 | 5,796 | 2,281 | 726 | 396 | 2,086 | 307 |
| Forest | 266 | 61 | 26 | 25 | ----- | 9 | ----- | 205 | 59 | 27 | 9 | 79 | 31 |
| Grant | 8,324 | 4,260 | 1,771 | 1,601 | 47 | 323 | 13 | 4,064 | 2,153 | 376 | 46 | 1,357 | 127 |
| Green | 5,130 | 2,577 | 846 | 1,036 | 27 | 662 | 6 | 2,603 | 1,176 | 243 | 28 | 1,028 | 128 |
| Green Lake | 3,414 | 1,750 | 645 | 692 | 91 | 315 | 7 | 1,664 | 764 | 258 | 36 | 563 | 43 |
| Iowa | 4,905 | 2,573 | 1,043 | 1,012 | 33 | 467 | 13 | 2,332 | 1,169 | 193 | 37 | 812 | 116 |
| Iron | 1,076 | 76 | 56 | 14 | ----- | 6 | ----- | 1,000 | 452 | 16 | 12 | 430 | 40 |
| Jackson | 3,541 | 2,449 | 1,298 | 899 | 23 | 215 | 14 | 1,092 | 521 | 73 | 10 | 377 | 106 |
| Jefferson | 7,653 | 3,544 | 1,593 | 1,235 | 70 | 615 | 26 | 4,114 | 1,655 | 706 | 215 | 1,334 | 204 |
| Juneau | 4,426 | 2,653 | 1,306 | 965 | 29 | 350 | 8 | 1,763 | 801 | 135 | 63 | 640 | 89 |
| Kenosha | 4,440 | 1,317 | 509 | 333 | 22 | 394 | 9 | 3,123 | 913 | 673 | 22 | 1,415 | 100 |
| Kewaunee | 3,201 | 2,189 | 1,246 | 351 | 20 | 64 | 8 | 1,012 | 333 | 98 | 75 | 373 | 38 |
| La Crosse | 8,310 | 1,895 | 893 | 607 | 35 | 350 | 10 | 6,915 | 2,179 | 1,157 | 48 | 3,261 | 270 |
| Lafayette | 4,392 | 2,503 | 933 | 847 | 23 | 633 | 12 | 1,339 | 866 | 130 | 65 | 745 | 43 |
| Langlade | 2,396 | 1,032 | 438 | 501 | 15 | 76 | 2 | 1,364 | 513 | 214 | 15 | 580 | 37 |
| Lincoln | 3,117 | 889 | 505 | 323 | 13 | 31 | 12 | 2,228 | 936 | 306 | 68 | 733 | 35 |
| Manitowoc | 3,322 | 4,056 | 1,324 | 2,040 | 24 | 159 | 9 | 4,266 | 1,660 | 746 | 30 | 1,671 | 159 |
| Marathon | 8,052 | 4,169 | 1,355 | 1,385 | 231 | 140 | 8 | 3,333 | 1,633 | 531 | 62 | 1,479 | 113 |
| Marquette | 5,745 | 1,234 | 591 | 581 | 26 | 73 | 13 | 4,461 | 1,757 | 617 | 23 | 1,398 | 161 |
| Marquette | 2,152 | 1,521 | 742 | 601 | 14 | 163 | 1 | 631 | 232 | 70 | 11 | 212 | 46 |
| Milwaukee | 66,725 | 2,543 | 1,073 | 665 | 9 | 739 | 7 | 64,182 | 10,656 | 12,309 | 163 | 39,996 | 553 |
| Monroe | 5,932 | 3,679 | 1,374 | 1,385 | 37 | 372 | 11 | 2,253 | 1,060 | 247 | 56 | 779 | 111 |
| Oconto | 3,924 | 2,193 | 1,060 | 937 | 82 | 113 | 6 | 1,726 | 777 | 153 | 44 | 639 | 103 |
| Oneida | 1,649 | 337 | 220 | 64 | 27 | 24 | 2 | 1,312 | 399 | 136 | 32 | 662 | 33 |
| Otagamie | 9,286 | 3,632 | 1,478 | 1,775 | 20 | 343 | 16 | 5,654 | 2,167 | 1,142 | 73 | 2,161 | 111 |
| Ozaukee | 3,235 | 1,725 | 855 | 679 | 14 | 173 | 4 | 1,510 | 639 | 225 | 16 | 558 | 72 |
| Pepin | 1,624 | 1,033 | 573 | 363 | 7 | 88 | 2 | 536 | 291 | 57 | 20 | 203 | 15 |
| Pierce | 5,032 | 3,249 | 1,432 | 1,296 | 173 | 332 | 11 | 1,333 | 775 | 213 | 75 | 630 | 35 |
| Polk | 3,626 | 2,912 | 1,453 | 1,141 | 150 | 154 | 14 | 1,233 | 233 | 68 | 23 | 259 | 31 |
| Portage | 5,715 | 3,141 | 1,303 | 1,432 | 23 | 295 | 23 | 2,574 | 1,076 | 366 | 47 | 951 | 134 |
| Price | 1,320 | 862 | 531 | 254 | 6 | 16 | 5 | 953 | 426 | 39 | 20 | 365 | 53 |

PROPRIETORSHIP OF HOMES.

TABLE 106.—PRIVATE FAMILIES OCCUPYING OWNED AND HIRED AND FREE AND ENCUMBERED HOMES, BY COUNTIES: 1900—Continued.

| COUNTIES. | Total private families. | FARM HOMES. | | | | | | OTHER HOMES. | | | | | |
|---------------------------------|-------------------------|-------------|--------|-------------|-----------|--------|-----------|--------------|--------|-------------|-----------|--------|-----------|
| | | Total. | Owned. | | | Hired. | Un-known. | Total. | Owned. | | | Hired. | Un-known. |
| | | | Free. | Encumbered. | Un-known. | | | | Free. | Encumbered. | Un-known. | | |
| Wisconsin—Continued. | | | | | | | | | | | | | |
| Racine | 9,727 | 2,148 | 842 | 769 | 22 | 509 | 6 | 7,579 | 2,062 | 1,763 | 127 | 3,484 | 143 |
| Richland | 4,230 | 2,783 | 1,274 | 1,014 | 38 | 423 | 34 | 1,447 | 512 | 139 | 41 | 659 | 96 |
| Rock | 11,846 | 3,876 | 1,161 | 1,311 | 25 | 1,343 | 36 | 7,470 | 2,721 | 1,135 | 100 | 3,268 | 246 |
| St. Croix | 5,208 | 3,023 | 1,319 | 1,321 | 38 | 334 | 11 | 2,185 | 982 | 236 | 27 | 816 | 124 |
| Sauk | 7,264 | 3,876 | 1,613 | 1,563 | 178 | 515 | 7 | 3,388 | 1,396 | 445 | 126 | 1,281 | 140 |
| Sawyer | 725 | 151 | 124 | 15 | 1 | 11 | ----- | 574 | 380 | 32 | 1 | 131 | 30 |
| Shawano | 5,084 | 3,147 | 1,349 | 1,698 | 10 | 80 | 15 | 1,937 | 930 | 263 | 36 | 618 | 90 |
| Sheboygan | 10,440 | 3,599 | 1,590 | 1,477 | 38 | 485 | 9 | 6,841 | 2,121 | 1,499 | 46 | 3,050 | 125 |
| Taylor | 2,038 | 1,202 | 763 | 401 | 4 | 31 | 3 | 886 | 319 | 115 | 12 | 335 | 55 |
| Trempealeau | 4,507 | 3,137 | 1,399 | 1,377 | 30 | 300 | 31 | 1,370 | 623 | 141 | 17 | 500 | 89 |
| Vernon | 5,842 | 4,196 | 2,164 | 1,517 | 44 | 453 | 18 | 1,646 | 644 | 172 | 41 | 653 | 136 |
| Vilas | 825 | 73 | 58 | 7 | 4 | 3 | 1 | 752 | 299 | 16 | 7 | 397 | 33 |
| Walworth | 6,965 | 2,787 | 977 | 901 | 24 | 870 | 16 | 4,178 | 1,859 | 621 | 31 | 1,552 | 115 |
| Washburn | 1,113 | 440 | 343 | 70 | 2 | 24 | 1 | 673 | 363 | 46 | 7 | 237 | 20 |
| Washington | 4,566 | 2,891 | 1,336 | 1,204 | 23 | 311 | 17 | 1,675 | 692 | 263 | 49 | 577 | 94 |
| Waukesha | 7,558 | 3,599 | 1,595 | 1,194 | 40 | 752 | 18 | 3,959 | 1,299 | 635 | 191 | 1,627 | 207 |
| Waupaca | 6,464 | 3,691 | 1,586 | 1,684 | 72 | 302 | 47 | 2,773 | 1,192 | 376 | 86 | 935 | 184 |
| Wausara | 3,475 | 2,681 | 1,273 | 1,037 | 17 | 340 | 14 | 794 | 386 | 99 | 5 | 254 | 50 |
| Winnebago | 12,339 | 2,357 | 1,298 | 950 | 78 | 516 | 16 | 9,482 | 3,240 | 2,027 | 617 | 3,121 | 477 |
| Wood | 4,933 | 2,323 | 1,057 | 1,083 | 22 | 147 | 14 | 2,610 | 1,126 | 389 | 19 | 965 | 111 |
| Wyoming | 18,632 | 5,873 | 4,095 | 569 | 401 | 715 | 98 | 12,754 | 3,684 | 509 | 416 | 6,673 | 1,472 |
| Albany | 2,044 | 363 | 244 | 38 | 6 | 65 | 10 | 1,681 | 465 | 75 | 18 | 907 | 216 |
| Bighorn | 1,169 | 773 | 525 | 58 | 88 | 86 | 16 | 396 | 62 | 1 | 91 | 110 | 132 |
| Carbon | 2,086 | 354 | 233 | 61 | 2 | 57 | 1 | 1,732 | 624 | 42 | 64 | 852 | 150 |
| Converse | 759 | 424 | 320 | 42 | 11 | 41 | 10* | 335 | 81 | 8 | 7 | 111 | 128 |
| Crook | 767 | 558 | 427 | 46 | 16 | 67 | 2 | 209 | 59 | 2 | 7 | 131 | 10 |
| Fremont | 1,463 | 609 | 537 | 20 | 10 | 42 | ----- | 854 | 467 | 7 | 12 | 206 | 162 |
| Johnson | 682 | 287 | 181 | 46 | 10 | 40 | 10 | 395 | 71 | 10 | 9 | 156 | 149 |
| Laramie | 3,434 | 547 | 387 | 48 | 6 | 92 | 14 | 2,887 | 745 | 221 | 16 | 1,691 | 214 |
| Natrona | 481 | 147 | 123 | 12 | 1 | 11 | ----- | 284 | 74 | 18 | 2 | 131 | 59 |
| Sheridan | 1,164 | 501 | 273 | 114 | 8 | 104 | 2 | 663 | 175 | 59 | 21 | 380 | 28 |
| Sweetwater | 1,231 | 173 | 113 | 13 | 1 | 30 | 16 | 1,058 | 308 | 20 | 2 | 654 | 74 |
| Uinta | 2,447 | 909 | 576 | 60 | 226 | 40 | 7 | 1,538 | 493 | 35 | 133 | 733 | 94 |
| Weston | 913 | 233 | 156 | 11 | 16 | 40 | 10 | 680 | 51 | 11 | 30 | 652 | 36 |
| Yellowstone National Park | 42 | ----- | ----- | ----- | ----- | ----- | ----- | 42 | 9 | ----- | 4 | 9 | 20 |

STATISTICS OF POPULATION.

TABLE 107.—PRIVATE FAMILIES OCCUPYING OWNED AND HIRED AND ENCUMBERED HOMES, FOR PLACES HAVING 8,000 INHABITANTS OR MORE, AND BY WARDS FOR CERTAIN CITIES: 1900.

[This table includes all incorporated places having 8,000 inhabitants or more, so far as they have been returned by the census enumerators separate from the population of the townships, precincts, districts, etc., of which they form a part. It also includes 1 unincorporated place in Alaska, 1 unincorporated place in Hawaii, and all towns in the New England states which have a population of 8,000 or more, but which contain no incorporated city, village, or borough.]

| CITIES, TOWNS, VILLAGES, AND BOROUGHS. | ALL HOMES. | | | | | CITIES, TOWNS, VILLAGES, AND BOROUGHS. | ALL HOMES. | | | | | | | | | | | |
|---|------------|--------|------------------|---------------|--------|---|------------------------------|--------|--------|------------------|---------------|--------|---------------|--|--|--|--|--|
| | Total. | Owned. | | | Hired. | | Un- known. | Total. | Owned. | | | Hired. | Un- known. | | | | | |
| | | Free. | Encum- bered. | Un- known. | | | | | Free. | Encum- bered. | Un- known. | | | | | | | |
| Alabama: | | | | | | | | | | | | | | | | | | |
| Anniston city..... | 2,114 | 305 | 40 | 84 | 1,625 | 60 | Connecticut: | | | | | | | | | | | |
| Birmingham city..... | 8,091 | 794 | 234 | 39 | 6,691 | 333 | Ansonia city..... | 2,627 | 385 | 502 | 13 | 1,727 | 50 | | | | | |
| Huntsville town..... | 1,891 | 545 | 88 | 6 | 1,222 | 30 | Bridgeport city..... | 15,275 | 1,271 | 2,118 | 59 | 11,491 | 341 | | | | | |
| Mobile city..... | 8,991 | 2,198 | 151 | 21 | 6,297 | 324 | Danbury city..... | 3,857 | 473 | 847 | 5 | 2,452 | 80 | | | | | |
| Montgomery city..... | 7,289 | 1,246 | 447 | 15 | 5,213 | 368 | Hartford city..... | | | | | | | | | | | |
| Seima city..... | 2,057 | 364 | 61 | 12 | 1,544 | 76 | Hartford city..... | 16,730 | 1,109 | 2,296 | 108 | 12,604 | 618 | | | | | |
| Alaska: | | | | | | | | | | | | | | | | | | |
| Nome city..... | 542 | 311 | 3 | | 42 | 186 | Ward 1..... | 1,570 | 39 | 68 | 5 | 1,381 | 77 | | | | | |
| Arkansas: | | | | | | | | | | | | | | | | | | |
| Fort Smith city..... | 2,422 | 667 | 194 | 19 | 1,458 | 84 | Ward 2..... | 1,952 | 36 | 145 | 3 | 1,676 | 92 | | | | | |
| Hot Springs city..... | 2,404 | 435 | 145 | 187 | 1,668 | 69 | Ward 3..... | 1,905 | 168 | 307 | 6 | 1,568 | 57 | | | | | |
| Little Rock city..... | 7,954 | 1,540 | 701 | 35 | 5,157 | 521 | Ward 4..... | 1,540 | 180 | 213 | 6 | 1,140 | 51 | | | | | |
| Pine Bluff city..... | 2,729 | 587 | 160 | 223 | 1,661 | 198 | Ward 5..... | 1,182 | 45 | 43 | 1 | 1,054 | 39 | | | | | |
| California: | | | | | | | | | | | | | | | | | | |
| Alameda city..... | 3,798 | 1,075 | 704 | 12 | 1,950 | 57 | Ward 6..... | 1,406 | 108 | 141 | 1 | 1,099 | 62 | | | | | |
| Berkeley city..... | 2,949 | 941 | 763 | 13 | 1,341 | 91 | Ward 7..... | 2,010 | 112 | 347 | 63 | 1,445 | 45 | | | | | |
| Fresno city..... | 2,574 | 642 | 346 | 8 | 1,461 | 117 | Ward 8..... | 1,913 | 136 | 360 | 10 | 1,366 | 41 | | | | | |
| Los Angeles city..... | | | | | | | | | | | | | | | | | | |
| Los Angeles city..... | 24,180 | 5,959 | 3,743 | 347 | 12,745 | 1,386 | Ward 9..... | 1,462 | 101 | 173 | 3 | 1,131 | 54 | | | | | |
| Ward 1..... | 2,131 | 755 | 402 | 19 | 1,364 | 121 | Ward 10..... | 1,790 | 239 | 499 | 11 | 1,044 | 97 | | | | | |
| Ward 2..... | 2,791 | 639 | 305 | 20 | 1,685 | 142 | Manchester town..... | 2,210 | 483 | 312 | 4 | 1,374 | 37 | | | | | |
| Ward 3..... | 2,506 | 432 | 176 | 5 | 1,640 | 253 | Meriden city..... | 5,379 | 467 | 1,129 | 13 | 3,704 | 61 | | | | | |
| Ward 4..... | 4,071 | 1,034 | 619 | 135 | 2,082 | 251 | Middletown city..... | 2,100 | 393 | 250 | 1 | 1,476 | 30 | | | | | |
| Ward 5..... | 2,597 | 897 | 539 | 11 | 1,051 | 99 | New Britain city..... | 2,096 | 218 | 460 | 11 | 1,381 | 26 | | | | | |
| Ward 6..... | 3,530 | 994 | 954 | 123 | 1,323 | 131 | New Britain city..... | 5,404 | 288 | 1,217 | 23 | 3,797 | 73 | | | | | |
| Ward 7..... | 3,264 | 497 | 408 | 22 | 2,131 | 206 | New Haven city..... | | | | | | | | | | | |
| Ward 8..... | 1,912 | 260 | 86 | 3 | 1,421 | 142 | New Haven city..... | 23,275 | 2,413 | 3,598 | 51 | 16,722 | 491 | | | | | |
| Ward 9..... | 1,878 | 451 | 254 | 9 | 593 | 71 | Ward 1..... | 651 | 131 | 46 | | 464 | 10 | | | | | |
| Oakland city..... | | | | | | | | | | | | | | | | | | |
| Oakland city..... | 14,906 | 3,846 | 2,124 | 65 | 8,362 | 509 | Ward 2..... | 1,820 | 226 | 343 | 10 | 1,172 | 69 | | | | | |
| Pasadena city..... | 2,291 | 816 | 401 | 11 | 979 | 84 | Ward 3..... | 2,685 | 166 | 436 | 5 | 2,037 | 41 | | | | | |
| Sacramento city..... | 6,367 | 1,549 | 695 | 43 | 3,672 | 408 | Ward 4..... | 2,937 | 218 | 388 | 3 | 2,297 | 81 | | | | | |
| San Diego city..... | 4,589 | 1,262 | 475 | 69 | 2,516 | 267 | Ward 5..... | 904 | 58 | 69 | | 749 | 28 | | | | | |
| San Francisco city..... | | | | | | | | | | | | | | | | | | |
| San Francisco city..... | 67,592 | 10,186 | 5,139 | 449 | 49,656 | 2,162 | Ward 6..... | 1,279 | 54 | 115 | 2 | 1,056 | 52 | | | | | |
| Assembly district 28..... | 2,059 | 148 | 37 | | 1,846 | 28 | Ward 7..... | 2,070 | 163 | 154 | 8 | 1,703 | 42 | | | | | |
| Assembly district 29..... | 2,498 | 151 | 55 | | 2,268 | 24 | Ward 8..... | 1,700 | 263 | 321 | 1 | 1,078 | 37 | | | | | |
| Assembly district 30..... | 3,155 | 178 | 52 | 20 | 2,875 | 30 | Ward 9..... | 2,586 | 265 | 402 | 6 | 1,870 | 43 | | | | | |
| Assembly district 31..... | 3,509 | 284 | 98 | 9 | 3,082 | 36 | Ward 10..... | 1,864 | 258 | 323 | 1 | 1,225 | 52 | | | | | |
| Assembly district 32..... | 3,018 | 410 | 132 | 5 | 2,343 | 128 | Ward 11..... | 1,277 | 137 | 202 | 8 | 903 | 27 | | | | | |
| Assembly district 33..... | 3,347 | 1,042 | 472 | 30 | 2,189 | 114 | Ward 12..... | 2,039 | 138 | 438 | 6 | 1,398 | 9 | | | | | |
| Assembly district 34..... | 5,098 | 624 | 221 | 50 | 4,139 | 64 | Ward 13..... | 556 | 95 | 141 | | 306 | 14 | | | | | |
| Assembly district 35..... | 3,856 | 1,061 | 558 | 20 | 2,184 | 33 | Ward 14..... | 470 | 103 | 109 | 1 | 239 | 18 | | | | | |
| Assembly district 36..... | 5,887 | 1,425 | 1,223 | 133 | 2,916 | 190 | Ward 15..... | 437 | 88 | 106 | | 225 | 18 | | | | | |
| Assembly district 37..... | 5,183 | 742 | 563 | 16 | 3,833 | 29 | New London city..... | | | | | | | | | | | |
| Assembly district 38..... | 4,313 | 628 | 309 | 14 | 3,093 | 274 | New London city..... | 4,016 | 700 | 524 | 6 | 2,723 | 63 | | | | | |
| Assembly district 39..... | 3,404 | 162 | 69 | 51 | 2,710 | 422 | Norwich city..... | 3,935 | 667 | 651 | 18 | 2,474 | 125 | | | | | |
| Assembly district 40..... | 4,523 | 974 | 544 | 19 | 2,946 | 40 | Stamford city..... | 3,523 | 362 | 658 | 56 | 2,376 | 71 | | | | | |
| Assembly district 41..... | 4,723 | 1,253 | 526 | 23 | 2,781 | 140 | Torrington borough..... | 1,799 | 195 | 339 | 10 | 1,119 | 136 | | | | | |
| Assembly district 42..... | 2,590 | 290 | 106 | 31 | 1,927 | 236 | Waterbury city..... | 9,204 | 687 | 1,367 | 60 | 6,973 | 117 | | | | | |
| Assembly district 43..... | 3,900 | 123 | 39 | 7 | 3,617 | 114 | Willimantic city..... | 1,886 | 288 | 177 | 5 | 1,375 | 41 | | | | | |
| Assembly district 44..... | 4,376 | 566 | 108 | 13 | 3,539 | 150 | Delaware: | | | | | | | | | | | |
| Assembly district 45..... | 1,648 | 125 | 37 | 8 | 1,368 | 110 | Wilmington city..... | 15,410 | 1,661 | 2,209 | 80 | 10,630 | 830 | | | | | |
| San Jose city..... | | | | | | | | | | | | | | | | | | |
| San Jose city..... | 4,756 | 1,315 | 460 | 39 | 2,761 | 181 | Ward 1..... | 540 | 43 | 37 | 9 | 291 | 160 | | | | | |
| Stockton city..... | 3,366 | 888 | 323 | 43 | 1,922 | 190 | Ward 2..... | 1,092 | 96 | 84 | | 877 | 35 | | | | | |
| Colorado: | | | | | | | | | | | | | | | | | | |
| Colorado Springs city..... | 4,615 | 936 | 760 | 192 | 2,292 | 435 | Ward 3..... | 1,020 | 112 | 104 | 2 | 744 | 58 | | | | | |
| Cripple Creek town..... | 2,483 | 825 | 105 | 118 | 1,260 | 180 | Ward 4..... | 751 | 80 | 61 | 5 | 558 | 47 | | | | | |
| Denver city..... | | | | | | | | | | | | | | | | | | |
| Denver city..... | 29,979 | 5,000 | 3,114 | 155 | 21,215 | 495 | Ward 5..... | 1,894 | 278 | 348 | 4 | 1,137 | 127 | | | | | |
| Ward 1..... | 1,067 | 131 | 25 | 2 | 866 | 43 | Ward 6..... | 1,243 | 124 | 145 | 5 | 885 | 34 | | | | | |
| Ward 2..... | 819 | 54 | 23 | 15 | 720 | 7 | Ward 7..... | 2,583 | 394 | 499 | 10 | 1,611 | 69 | | | | | |
| Ward 3..... | 1,332 | 46 | 19 | 4 | 1,168 | 95 | Ward 8..... | 1,867 | 161 | 205 | 22 | 1,394 | 85 | | | | | |
| Ward 4..... | 2,232 | 211 | 69 | 12 | 1,911 | 29 | Ward 9..... | 1,456 | 100 | 253 | 6 | 1,080 | 67 | | | | | |
| Ward 5..... | 1,785 | 244 | 116 | 5 | 1,398 | 22 | Ward 10..... | 1,325 | 142 | 217 | 3 | 918 | 45 | | | | | |
| Ward 6..... | 2,830 | 550 | 286 | 13 | 1,914 | 67 | Ward 11..... | 731 | 78 | 102 | 2 | 511 | 38 | | | | | |
| Ward 7..... | 1,851 | 333 | 199 | 6 | 1,292 | 21 | Ward 12..... | 908 | 53 | 154 | 12 | 674 | 15 | | | | | |
| Ward 8..... | 2,455 | 450 | 417 | 5 | 1,564 | 19 | District of Columbia: | | | | | | | | | | | |
| Ward 9..... | 2,582 | 364 | 184 | 10 | 1,968 | 56 | Washington city..... | 55,465 | 8,441 | 4,261 | 296 | 40,753 | 1,714 | | | | | |
| Ward 10..... | 2,668 | 518 | 339 | 26 | 1,764 | 21 | Florida: | | | | | | | | | | | |
| Ward 11..... | 2,521 | 493 | 197 | 7 | 1,807 | 17 | Jacksonville city..... | 7,013 | 1,179 | 406 | 229 | 4,931 | 268 | | | | | |
| Ward 12..... | 2,654 | 457 | 333 | 23 | 1,840 | 21 | Key West city..... | 3,333 | 320 | 35 | 164 | 2,586 | 233 | | | | | |
| Ward 13..... | 1,447 | 311 | 294 | 5 | 824 | 13 | Pensacola city..... | 3,928 | 692 | 237 | 294 | 2,463 | 192 | | | | | |
| Ward 14..... | 572 | 152 | 97 | 9 | 286 | 28 | Tampa city..... | 3,328 | 352 | 233 | 37 | 2,612 | 94 | | | | | |
| Ward 15..... | 1,631 | 316 | 237 | 10 | 1,045 | 23 | Georgia: | | | | | | | | | | | |
| Ward 16..... | 1,533 | 390 | 279 | 3 | 848 | 13 | Athens city..... | 2,243 | 567 | 96 | 8 | 1,489 | 83 | | | | | |
| Leadville city..... | | | | | | | | | | | | | | | | | | |
| Leadville city..... | 2,624 | 871 | 175 | 39 | 1,398 | 141 | Atlanta city..... | 20,185 | 2,582 | 977 | 66 | 15,841 | 719 | | | | | |
| Pueblo city..... | | | | | | | | | | | | | | | | | | |
| Pueblo city..... | 5,888 | 1,082 | 593 | 97 | 3,693 | 423 | Ward 1..... | 4,013 | 405 | 104 | 11 | 3,299 | 204 | | | | | |
| Savannah city..... | | | | | | | | | | | | | | | | | | |
| Savannah city..... | 12,814 | 1,106 | 316 | 108 | 9,397 | 579 | Ward 2..... | 2,932 | 485 | 198 | 18 | 2,202 | 79 | | | | | |
| Augusta city..... | | | | | | | | | | | | | | | | | | |
| Augusta city..... | 9,661 | 1,263 | 170 | 252 | 7,397 | 579 | Ward 3..... | 2,842 | 403 | 189 | 12 | 2,195 | 48 | | | | | |
| Brunswick city..... | | | | | | | | | | | | | | | | | | |
| Brunswick city..... | 2,334 | 429 | 95 | 14 | 1,679 | 117 | Ward 4..... | 3,008 | 428 | 199 | 10 | 3,195 | 71 | | | | | |
| Columbus city..... | | | | | | | | | | | | | | | | | | |
| Columbus city..... | 3,970 | 622 | 94 | 15 | 3,150 | 89 | Ward 5..... | 2,958 | 371 | 111 | 10 | 2,355 | 111 | | | | | |
| Macon city..... | | | | | | | | | | | | | | | | | | |
| Macon city..... | 5,812 | 481 | 147 | 133 | 4,698 | 298 | Ward 6..... | 2,972 | 337 | 118 | 1 | 2,325 | 141 | | | | | |
| Savannah city..... | | | | | | | | | | | | | | | | | | |
| Savannah city..... | 12,814 | 1,106 | 316 | 108 | 9,397 | 579 | Ward 7..... | 515 | 103 | 58 | 4 | 280 | 70 | | | | | |

PROPRIETORSHIP OF HOMES.

TABLE 107.—PRIVATE FAMILIES OCCUPYING OWNED AND HIRED AND FREE AND ENCUMBERED HOMES, FOR PLACES HAVING 8,000 INHABITANTS OR MORE, AND BY WARDS FOR CERTAIN CITIES: 1900—Continued.

| CITIES, TOWNS, VILLAGES, AND BOROUGHES. | ALL HOMES. | | | | | | CITIES, TOWNS, VILLAGES, AND BOROUGHES. | ALL HOMES. | | | | | |
|---|------------|--------|--------------|-----------|---------|-----------|---|------------|--------|--------------|-----------|--------|-----------|
| | Total. | Owned. | | | Hired. | Un-known. | | Total. | Owned. | | | Hired. | Un-known. |
| | | Free. | Encum-bered. | Un-known. | | | | | Free. | Encum-bered. | Un-known. | | |
| Hawaii: | | | | | | | Indiana—Continued. | | | | | | |
| Honolulu city | 7,161 | 1,121 | 226 | 353 | 5,111 | 350 | Indianapolis city | 38,978 | 6,741 | 5,832 | 156 | 25,004 | 1,245 |
| Illinois: | | | | | | | Ward 1 | 3,488 | 547 | 715 | 21 | 2,128 | 77 |
| Alton city | 2,938 | 772 | 418 | 10 | 1,666 | 72 | Ward 2 | 3,204 | 688 | 597 | 6 | 1,843 | 70 |
| Aurora city | 5,627 | 1,867 | 877 | 36 | 2,619 | 128 | Ward 3 | 3,642 | 768 | 548 | 11 | 2,145 | 170 |
| Belleville city | 3,661 | 1,001 | 527 | 22 | 2,056 | 55 | Ward 4 | 2,802 | 420 | 620 | 8 | 1,641 | 113 |
| Bloomington city | 5,297 | 2,034 | 747 | 13 | 2,397 | 106 | Ward 5 | 3,284 | 465 | 459 | 44 | 2,224 | 62 |
| Cairo city | 2,963 | 489 | 176 | 198 | 1,934 | 166 | Ward 6 | 2,646 | 295 | 111 | 7 | 2,108 | 125 |
| Champaign city | 2,087 | 829 | 329 | 6 | 892 | 31 | Ward 7 | 2,459 | 281 | 73 | 9 | 1,944 | 152 |
| Chicago city | 354,086 | 39,246 | 43,785 | 3,454 | 258,582 | 9,019 | Ward 8 | 3,128 | 633 | 469 | 5 | 1,938 | 83 |
| Ward 1 | 1,903 | 17 | 2 | 8 | 1,692 | 184 | Ward 9 | 2,689 | 557 | 484 | 13 | 1,575 | 60 |
| Ward 2 | 5,270 | 290 | 41 | 34 | 4,531 | 374 | Ward 10 | 1,590 | 170 | 80 | 4 | 1,266 | 70 |
| Ward 3 | 7,115 | 669 | 211 | 70 | 5,972 | 198 | Ward 11 | 1,459 | 149 | 84 | 1 | 1,164 | 61 |
| Ward 4 | 7,919 | 743 | 321 | 146 | 6,411 | 298 | Ward 12 | 1,864 | 287 | 400 | 13 | 1,112 | 52 |
| Ward 5 | 9,332 | 1,297 | 657 | 55 | 7,661 | 162 | Ward 13 | 2,213 | 470 | 232 | 5 | 1,438 | 68 |
| Ward 6 | 11,920 | 1,946 | 1,645 | 147 | 7,768 | 429 | Ward 14 | 2,067 | 497 | 523 | 3 | 1,000 | 44 |
| Ward 7 | 7,309 | 733 | 448 | 36 | 5,832 | 220 | Ward 15 | 2,443 | 514 | 407 | 6 | 1,478 | 38 |
| Ward 8 | 7,996 | 802 | 458 | 40 | 6,511 | 185 | Jeffersonville city | 2,483 | 665 | 239 | 5 | 1,561 | 13 |
| Ward 9 | 10,512 | 1,038 | 779 | 148 | 8,361 | 186 | Kokomo city | 2,677 | 731 | 484 | 4 | 1,418 | 40 |
| Ward 10 | 13,463 | 2,042 | 3,667 | 93 | 12,398 | 263 | Lafayette city | 4,284 | 1,324 | 433 | 11 | 2,343 | 173 |
| Ward 11 | 7,725 | 705 | 247 | 159 | 6,263 | 351 | Logansport city | 3,839 | 1,186 | 528 | 16 | 2,031 | 73 |
| Ward 12 | 16,847 | 1,969 | 1,494 | 189 | 12,778 | 417 | Marion city | 3,999 | 1,023 | 717 | 4 | 2,399 | 56 |
| Ward 13 | 10,757 | 1,369 | 943 | 49 | 8,255 | 136 | Michigan City | 2,901 | 823 | 684 | 17 | 1,315 | 57 |
| Ward 14 | 15,872 | 1,625 | 2,584 | 175 | 11,335 | 143 | Muncie city | 4,867 | 831 | 687 | 32 | 3,180 | 187 |
| Ward 15 | 16,960 | 1,338 | 3,566 | 74 | 11,244 | 238 | New Albany city | 4,738 | 1,473 | 311 | 16 | 2,319 | 19 |
| Ward 16 | 13,412 | 1,013 | 1,116 | 116 | 10,887 | 386 | Fern city | 1,973 | 595 | 253 | 5 | 1,076 | 44 |
| Ward 17 | 4,401 | 207 | 133 | 49 | 3,937 | 75 | Richmond city | 4,601 | 1,219 | 635 | 14 | 2,368 | 115 |
| Ward 18 | 3,432 | 66 | 13 | 20 | 3,051 | 282 | South Bend city | 7,769 | 1,810 | 1,603 | 26 | 4,181 | 149 |
| Ward 19 | 9,307 | 619 | 319 | 160 | 8,519 | 190 | Terre Haute city | 3,454 | 1,918 | 1,275 | 37 | 4,925 | 299 |
| Ward 20 | 6,514 | 701 | 564 | 77 | 5,092 | 80 | Vincennes city | 2,321 | 838 | 245 | 24 | 1,151 | 63 |
| Ward 21 | 7,709 | 899 | 538 | 29 | 6,114 | 129 | Wabash city | 2,035 | 631 | 449 | 7 | 618 | 30 |
| Ward 22 | 7,526 | 835 | 374 | 174 | 5,871 | 272 | Washington city | 1,809 | 498 | 293 | 5 | 979 | 34 |
| Ward 23 | 7,224 | 422 | 203 | 63 | 6,368 | 168 | Iowa: | | | | | | |
| Ward 24 | 5,421 | 367 | 93 | 11 | 4,724 | 226 | Boone city | 2,019 | 779 | 333 | 21 | 844 | 42 |
| Ward 25 | 12,589 | 1,818 | 2,011 | 86 | 8,390 | 284 | Burlington city | 5,205 | 1,766 | 804 | 43 | 2,382 | 222 |
| Ward 26 | 15,109 | 1,960 | 4,038 | 48 | 8,850 | 213 | Cedar Rapids city | 5,833 | 1,632 | 1,192 | 13 | 2,851 | 136 |
| Ward 27 | 8,167 | 1,334 | 2,323 | 95 | 3,723 | 187 | Clinton city | 5,096 | 1,877 | 838 | 31 | 2,214 | 136 |
| Ward 28 | 6,664 | 1,030 | 1,693 | 70 | 3,736 | 135 | Council Bluffs city | 5,328 | 1,304 | 782 | 17 | 3,147 | 78 |
| Ward 29 | 3,182 | 1,037 | 764 | 351 | 5,685 | 345 | Davenport city | 7,337 | 2,443 | 1,086 | 42 | 4,142 | 124 |
| Ward 30 | 22,473 | 2,934 | 3,751 | 206 | 15,047 | 535 | Des Moines city | 13,312 | 2,612 | 2,164 | 65 | 8,228 | 543 |
| Ward 31 | 12,169 | 1,628 | 2,391 | 100 | 7,763 | 297 | Dubuque city | 7,356 | 2,191 | 819 | 23 | 4,154 | 169 |
| Ward 32 | 14,791 | 1,562 | 1,037 | 125 | 11,392 | 675 | Fort Dodge city | 2,341 | 744 | 494 | 3 | 1,040 | 60 |
| Ward 33 | 9,956 | 1,435 | 1,582 | 48 | 6,545 | 346 | Fort Madison city | 2,063 | 807 | 245 | 19 | 971 | 21 |
| Ward 34 | 19,528 | 1,823 | 2,554 | 141 | 14,634 | 376 | Keokuk city | 3,466 | 1,133 | 507 | 16 | 1,690 | 115 |
| Ward 35 | 2,562 | 473 | 761 | 12 | 1,277 | 39 | Marshalltown city | 2,752 | 775 | 564 | 18 | 1,289 | 106 |
| Danville city | 3,831 | 886 | 908 | 15 | 1,960 | 62 | Muscataine city | 3,296 | 1,278 | 521 | 21 | 1,425 | 51 |
| Decatur city | 4,898 | 1,289 | 693 | 18 | 2,772 | 126 | Oskaloosa city | 2,177 | 643 | 341 | 5 | 1,168 | 20 |
| East St. Louis city | 6,013 | 844 | 573 | 154 | 4,097 | 340 | Ottumwa city | 4,092 | 1,071 | 712 | 13 | 2,243 | 48 |
| Elgin city | 4,867 | 1,503 | 790 | 7 | 2,465 | 102 | Sioux City | 6,979 | 1,376 | 895 | 135 | 4,147 | 426 |
| Evanston city | 3,892 | 913 | 741 | 21 | 2,136 | 81 | Waterloo city | 3,017 | 900 | 694 | 21 | 1,332 | 70 |
| Freeport city | 3,021 | 869 | 501 | 182 | 1,382 | 87 | Kansas: | | | | | | |
| Galesburg city | 4,372 | 1,273 | 1,055 | 137 | 1,805 | 102 | Atchison city | 3,445 | 1,162 | 384 | 9 | 1,764 | 126 |
| Jacksonville city | 2,978 | 1,095 | 423 | 9 | 1,381 | 70 | Emporia city | 1,392 | 612 | 346 | 5 | 381 | 48 |
| Joliet city | 5,862 | 1,513 | 958 | 107 | 3,106 | 178 | Fort Scott city | 2,521 | 754 | 275 | 2 | 1,430 | 70 |
| Kankakee city | 2,517 | 889 | 414 | 6 | 1,148 | 61 | Galena city | 2,259 | 1,194 | 143 | 22 | 1,339 | 61 |
| Kewanee city | 1,756 | 631 | 242 | 11 | 847 | 25 | Hutchinson city | 2,070 | 633 | 322 | 1 | 1,030 | 84 |
| Lasalle city | 1,933 | 743 | 371 | 15 | 824 | 30 | Kansas City | 11,660 | 2,451 | 1,227 | 116 | 7,450 | 416 |
| Lincoln city | 1,725 | 516 | 260 | 206 | 693 | 50 | Lawrence city | 2,666 | 873 | 430 | 76 | 1,170 | 117 |
| Mattoon city | 2,210 | 739 | 490 | 21 | 905 | 55 | Leavenworth city | 4,832 | 1,514 | 516 | 169 | 2,477 | 156 |
| Moline city | 3,663 | 953 | 763 | 42 | 1,827 | 73 | Pittsburg city | 2,212 | 599 | 427 | 19 | 1,200 | 87 |
| Ottawa city | 2,367 | 1,023 | 366 | 23 | 916 | 39 | Topeka city | 8,178 | 1,882 | 1,172 | 133 | 4,454 | 585 |
| Pekin city | 1,927 | 675 | 290 | 39 | 838 | 85 | Wichita city | 5,604 | 1,583 | 532 | 93 | 3,117 | 279 |
| Peoria city | 11,662 | 2,545 | 1,713 | 185 | 6,916 | 203 | Kentucky: | | | | | | |
| Quincy city | 8,115 | 2,060 | 1,141 | 48 | 4,734 | 132 | Bowling Green city | 1,789 | 576 | 141 | 13 | 1,013 | 46 |
| Rockford city | 7,155 | 1,663 | 1,239 | 20 | 4,096 | 133 | Covington city | 9,364 | 1,959 | 923 | 49 | 6,235 | 198 |
| Rock Island city | 4,192 | 1,179 | 612 | 65 | 2,226 | 110 | Frankfort city | 1,775 | 176 | 91 | 312 | 1,145 | 51 |
| Springfield city | 7,440 | 2,306 | 1,223 | 28 | 3,674 | 209 | Henderson city | 2,327 | 527 | 137 | 97 | 1,444 | 72 |
| Streator city | 2,977 | 1,171 | 478 | 9 | 1,243 | 71 | Lexington city | 5,990 | 1,320 | 356 | 31 | 4,015 | 268 |
| Waukegan city | 2,059 | 561 | 301 | 61 | 1,095 | 41 | Louisville city | 44,038 | 8,361 | 2,692 | 310 | 31,640 | 1,095 |
| Indiana: | | | | | | | Ward 1 | 3,629 | 976 | 239 | 70 | 2,252 | 92 |
| Anderson city | 4,662 | 1,130 | 754 | 13 | 2,601 | 159 | Ward 2 | 3,426 | 736 | 247 | 120 | 2,274 | 49 |
| Columbus city | 1,951 | 457 | 194 | 23 | 1,196 | 81 | Ward 3 | 4,514 | 918 | 357 | 12 | 3,156 | 71 |
| Elkhart city | 3,754 | 990 | 787 | 16 | 1,871 | 90 | Ward 4 | 2,899 | 432 | 125 | 4 | 2,272 | 66 |
| Elwood city | 2,866 | 614 | 565 | 35 | 1,592 | 60 | Ward 5 | 3,410 | 494 | 98 | 26 | 2,663 | 129 |
| Evansville city | 12,168 | 2,762 | 876 | 164 | 7,849 | 517 | Ward 6 | 2,008 | 336 | 90 | 2 | 1,494 | 86 |
| Fort Wayne city | 9,958 | 2,534 | 2,155 | 20 | 5,142 | 97 | Ward 7 | 2,416 | 454 | 101 | 33 | 1,680 | 143 |
| Hammond city | 2,492 | 598 | 372 | 15 | 1,411 | 95 | Ward 8 | 2,280 | 300 | 73 | 3 | 1,551 | 53 |
| Huntington city | 2,315 | 710 | 401 | 3 | 1,177 | 24 | Ward 9 | 2,597 | 193 | 43 | 0 | 2,313 | 33 |

TABLE 107.—PRIVATE FAMILIES OCCUPYING OWNED AND HIRED AND FREE AND ENCUMBERED HOMES, FOR PLACES HAVING 8,000 INHABITANTS OR MORE, AND BY WARDS FOR CERTAIN CITIES: 1900—Continued.

| CITIES, TOWNS, VILLAGES, AND BOROUGHES. | ALL HOMES. | | | | | CITIES, TOWNS, VILLAGES, AND BOROUGHES. | ALL HOMES. | | | | | | |
|--|------------|--------|------------------|---------------|--------|--|-----------------------|--------|--------|------------------|---------------|--------|---------------|
| | Total. | Owned. | | | Hired. | | Un- known. | Total. | Owned. | | | Hired. | Un- known. |
| | | Free. | Encum- bered. | Un- known. | | | | | Free. | Encum- bered. | Un- known. | | |
| Kentucky—Con. | | | | | | Massachusetts—Con. | | | | | | | |
| Louisville city—Continued. | | | | | | Boston city—Continued. | | | | | | | |
| Ward 10..... | 3,375 | 829 | 81 | 6 | 2,859 | 100 | Ward 6..... | 5,635 | 149 | 136 | 5 | 5,133 | 207 |
| Ward 11..... | 6,656 | 1,895 | 482 | 10 | 4,615 | 154 | Ward 7..... | 2,595 | 41 | 18 | 9 | 2,209 | 318 |
| Ward 12..... | 6,888 | 1,798 | 756 | 14 | 4,206 | 114 | Ward 8..... | 4,801 | 120 | 169 | 19 | 4,247 | 246 |
| Newport city..... | 6,284 | 1,461 | 723 | 43 | 3,872 | 185 | Ward 9..... | 4,421 | 171 | 115 | 15 | 3,876 | 244 |
| Owensboro city..... | 2,827 | 799 | 239 | 33 | 1,673 | 83 | Ward 10..... | 4,292 | 186 | 158 | 13 | 3,838 | 547 |
| Paducah city..... | 4,260 | 1,084 | 261 | 41 | 2,769 | 155 | Ward 11..... | 4,181 | 598 | 310 | 15 | 2,400 | 863 |
| Louisiana: | | | | | | Ward 12..... | | | | | | | |
| Baton Rouge city..... | 2,426 | 601 | 43 | 11 | 1,643 | 128 | Ward 13..... | 3,588 | 303 | 267 | 9 | 2,766 | 245 |
| New Orleans city..... | 60,796 | 10,698 | 1,698 | 554 | 45,129 | 2,781 | Ward 14..... | 4,874 | 838 | 180 | 7 | 4,234 | 115 |
| Ward 1..... | 3,035 | 866 | 50 | 57 | 2,431 | 181 | Ward 15..... | 4,460 | 412 | 273 | 32 | 3,618 | 125 |
| Ward 2..... | 3,421 | 885 | 82 | 33 | 2,623 | 298 | Ward 16..... | 4,125 | 451 | 339 | 4 | 3,281 | 50 |
| Ward 3..... | 6,919 | 786 | 133 | 124 | 5,492 | 384 | Ward 17..... | 4,510 | 414 | 454 | 9 | 3,562 | 71 |
| Ward 4..... | 3,395 | 513 | 58 | 2 | 2,777 | 45 | Ward 18..... | 5,478 | 320 | 243 | 14 | 4,779 | 122 |
| Ward 5..... | 5,150 | 624 | 90 | 33 | 4,152 | 251 | Ward 19..... | 4,985 | 192 | 199 | 2 | 4,468 | 129 |
| Ward 6..... | 3,241 | 541 | 26 | 22 | 2,458 | 199 | Ward 20..... | 5,734 | 363 | 460 | 9 | 4,717 | 185 |
| Ward 7..... | 5,813 | 1,246 | 172 | 38 | 4,182 | 225 | Ward 21..... | 7,229 | 827 | 1,466 | 44 | 4,672 | 220 |
| Ward 8..... | 2,612 | 526 | 45 | 2 | 1,811 | 228 | Ward 22..... | 5,511 | 657 | 596 | 4 | 4,094 | 160 |
| Ward 9..... | 4,174 | 979 | 129 | 67 | 2,807 | 192 | Ward 23..... | 5,568 | 524 | 690 | 14 | 4,216 | 124 |
| Ward 10..... | 4,662 | 710 | 81 | 6 | 3,650 | 215 | Ward 24..... | 4,936 | 830 | 1,269 | 12 | 2,727 | 98 |
| Ward 11..... | 5,219 | 784 | 94 | 120 | 4,078 | 193 | Ward 25..... | 5,926 | 787 | 1,248 | 15 | 3,696 | 180 |
| Ward 12..... | 3,469 | 718 | 183 | 7 | 2,416 | 145 | Ward 26..... | 4,029 | 398 | 484 | 15 | 2,967 | 165 |
| Ward 13..... | 2,502 | 491 | 207 | 9 | 1,700 | 95 | Brockton city..... | 9,327 | 924 | 1,985 | 139 | 5,958 | 321 |
| Ward 14..... | 1,872 | 593 | 218 | 6 | 1,001 | 54 | Brookline town..... | 3,910 | 702 | 515 | 19 | 2,524 | 150 |
| Ward 15..... | 3,154 | 764 | 86 | 9 | 2,241 | 64 | Cambridge city..... | 19,163 | 2,055 | 1,844 | 51 | 14,690 | 523 |
| Ward 16..... | 1,148 | 401 | 30 | 13 | 671 | 33 | Ward 1..... | 3,194 | 596 | 353 | 10 | 2,129 | 106 |
| Ward 17..... | 1,000 | 257 | 14 | 6 | 694 | 29 | Ward 2..... | 5,763 | 465 | 426 | 12 | 4,701 | 159 |
| Shreveport city..... | 4,050 | 734 | 241 | 59 | 2,847 | 169 | Ward 3..... | 2,666 | 183 | 156 | 6 | 2,283 | 38 |
| Maine: | | | | | | Ward 4..... | | | | | | | |
| Auburn city..... | 3,104 | 1,123 | 396 | 24 | 1,500 | 61 | Ward 5..... | 4,676 | 380 | 372 | 2 | 3,805 | 117 |
| Augusta city..... | 2,400 | 803 | 279 | 7 | 1,263 | 48 | Ward 6..... | 2,864 | 481 | 587 | 21 | 1,772 | 103 |
| Bangor city..... | 4,899 | 1,625 | 513 | 186 | 2,418 | 157 | Chelsea city..... | 7,479 | 856 | 907 | 22 | 5,463 | 281 |
| Bath city..... | 2,422 | 785 | 192 | 113 | 1,218 | 109 | Chicopee city..... | 3,364 | 539 | 620 | 13 | 2,130 | 62 |
| Biddeford city..... | 3,054 | 654 | 206 | 10 | 2,162 | 22 | Clinton town..... | 2,633 | 462 | 399 | 14 | 1,695 | 68 |
| Lewiston city..... | 4,748 | 1,013 | 347 | 44 | 3,215 | 129 | Danvers town..... | 1,731 | 472 | 410 | 13 | 797 | 39 |
| Portland city..... | 11,193 | 2,529 | 899 | 73 | 7,358 | 334 | Everett city..... | 5,557 | 583 | 1,260 | 16 | 3,636 | 107 |
| Rockland city..... | 2,156 | 832 | 125 | 154 | 971 | 74 | Fall River city..... | 20,874 | 1,473 | 2,098 | 88 | 16,711 | 504 |
| Waterville city..... | 1,993 | 527 | 263 | 12 | 1,143 | 48 | Ward 1..... | 3,350 | 192 | 501 | 14 | 2,617 | 26 |
| Maryland: | | | | | | Ward 2..... | | | | | | | |
| Annapolis city..... | 1,662 | 253 | 144 | 4 | 1,062 | 199 | Ward 3..... | 1,999 | 161 | 260 | 4 | 1,542 | 32 |
| Baltimore city..... | 104,146 | 19,286 | 6,960 | 743 | 69,761 | 7,396 | Ward 4..... | 2,542 | 71 | 122 | 17 | 2,289 | 43 |
| Ward 1..... | 4,518 | 826 | 130 | 20 | 3,494 | 243 | Ward 5..... | 2,483 | 153 | 163 | 2 | 2,105 | 60 |
| Ward 2..... | 3,974 | 401 | 96 | 14 | 3,088 | 375 | Ward 6..... | 2,141 | 83 | 117 | 2 | 1,883 | 56 |
| Ward 3..... | 4,504 | 480 | 205 | 29 | 3,294 | 496 | Ward 7..... | 2,386 | 130 | 325 | 15 | 2,273 | 143 |
| Ward 4..... | 4,771 | 556 | 234 | 43 | 3,369 | 569 | Ward 8..... | 1,271 | 163 | 67 | 14 | 980 | 47 |
| Ward 5..... | 4,295 | 908 | 148 | 50 | 2,731 | 458 | Ward 9..... | 1,746 | 307 | 237 | 5 | 1,179 | 18 |
| Ward 6..... | 4,302 | 1,110 | 413 | 18 | 2,584 | 227 | Fitchburg city..... | 6,548 | 884 | 1,100 | 71 | 4,298 | 195 |
| Ward 7..... | 4,569 | 1,293 | 555 | 15 | 2,316 | 390 | Frammingham town..... | 2,451 | 461 | 380 | 84 | 1,407 | 119 |
| Ward 8..... | 4,296 | 976 | 610 | 12 | 2,420 | 278 | Gardner town..... | 2,379 | 421 | 506 | 7 | 1,404 | 41 |
| Ward 9..... | 5,082 | 974 | 741 | 6 | 3,132 | 239 | Gloucester city..... | 5,511 | 1,110 | 848 | 81 | 3,320 | 152 |
| Ward 10..... | 4,228 | 924 | 283 | 12 | 2,623 | 386 | Haverhill city..... | 8,742 | 1,380 | 1,399 | 21 | 5,723 | 219 |
| Ward 11..... | 3,857 | 861 | 415 | 40 | 2,332 | 209 | Holyoke city..... | 8,844 | 616 | 1,042 | 25 | 6,978 | 183 |
| Ward 12..... | 4,440 | 738 | 237 | 36 | 3,143 | 286 | Hyde Park town..... | 2,798 | 462 | 621 | 15 | 1,620 | 90 |
| Ward 13..... | 3,698 | 553 | 134 | 28 | 2,406 | 277 | Lawrence city..... | 12,563 | 1,423 | 1,536 | 29 | 9,281 | 289 |
| Ward 14..... | 4,667 | 587 | 129 | 38 | 3,561 | 352 | Leominster town..... | 2,924 | 462 | 733 | 4 | 1,677 | 58 |
| Ward 15..... | 4,179 | 851 | 179 | 17 | 2,794 | 340 | Lowell city..... | 18,763 | 2,330 | 1,730 | 70 | 13,810 | 723 |
| Ward 16..... | 4,470 | 910 | 253 | 42 | 3,128 | 137 | Ward 1..... | 1,446 | 64 | 27 | 2 | 1,244 | 109 |
| Ward 17..... | 4,215 | 1,001 | 359 | 15 | 2,733 | 354 | Ward 2..... | 1,715 | 47 | 26 | 5 | 1,545 | 92 |
| Ward 18..... | 4,821 | 1,001 | 321 | 15 | 3,176 | 303 | Ward 3..... | 2,293 | 256 | 121 | 9 | 1,830 | 77 |
| Ward 19..... | 3,969 | 754 | 300 | 94 | 2,624 | 197 | Ward 4..... | 1,916 | 190 | 151 | | 1,484 | 91 |
| Ward 20..... | 4,548 | 942 | 211 | 17 | 3,184 | 194 | Ward 5..... | 1,785 | 133 | 46 | 23 | 1,420 | 113 |
| Ward 21..... | 4,402 | 762 | 158 | 38 | 3,101 | 343 | Ward 6..... | 2,333 | 370 | 322 | 2 | 1,585 | 54 |
| Ward 22..... | 4,193 | 745 | 278 | 15 | 2,837 | 268 | Ward 7..... | 3,165 | 372 | 283 | 4 | 2,411 | 95 |
| Ward 23..... | 4,186 | 675 | 252 | 42 | 2,942 | 275 | Ward 8..... | 2,277 | 493 | 334 | 16 | 1,199 | 35 |
| Ward 24..... | 3,952 | 738 | 319 | 6 | 2,699 | 190 | Ward 9..... | 1,883 | 405 | 220 | 9 | 1,192 | 57 |
| Cumberland city..... | 3,420 | 734 | 421 | 72 | 2,109 | 84 | Lynn city..... | 15,399 | 1,959 | 2,529 | 48 | 10,358 | 505 |
| Frederick city..... | 2,139 | 550 | 263 | 9 | 1,243 | 74 | Malden city..... | 7,538 | 1,219 | 1,620 | 142 | 4,217 | 340 |
| Hagerstown city..... | 3,073 | 642 | 490 | 7 | 1,888 | 46 | Marlboro city..... | 2,920 | 576 | 731 | 7 | 1,553 | 58 |
| Massachusetts: | | | | | | Medford city..... | | | | | | | |
| Adams town..... | 2,167 | 272 | 257 | 14 | 1,581 | 43 | Melrose city..... | 3,004 | 537 | 934 | 14 | 1,465 | 54 |
| Amesbury town..... | 2,198 | 598 | 309 | 11 | 1,232 | 43 | Milford town..... | 2,455 | 565 | 430 | 12 | 1,399 | 49 |
| Arlington town..... | 1,768 | 353 | 465 | 9 | 912 | 29 | Natick town..... | 2,203 | 521 | 530 | 19 | 1,083 | 50 |
| Attleboro town..... | 2,437 | 404 | 404 | 12 | 1,491 | 126 | New Bedford city..... | 13,786 | 2,144 | 1,480 | 96 | 9,596 | 470 |
| Beverly city..... | 3,284 | 687 | 620 | 7 | 1,955 | 65 | Newburyport city..... | 3,386 | 861 | 497 | 22 | 1,900 | 106 |
| Boston city..... | 114,705 | 9,944 | 10,395 | 357 | 89,083 | 4,926 | Newton city..... | 6,756 | 1,463 | 1,430 | 130 | 3,499 | 234 |
| Ward 1..... | 5,027 | 557 | 620 | 46 | 3,686 | 113 | North Adams city..... | 4,845 | 555 | 645 | 21 | 3,550 | 74 |
| Ward 2..... | 4,256 | 435 | 329 | 7 | 3,367 | 118 | Northampton city..... | 3,521 | 722 | 357 | 10 | 1,386 | 96 |
| Ward 3..... | 3,115 | 339 | 136 | 7 | 2,525 | 108 | Peabody town..... | 2,617 | 607 | 452 | 55 | 1,442 | 61 |
| Ward 4..... | 2,386 | 325 | 147 | 4 | 2,288 | 72 | Pittsfield city..... | 4,603 | 746 | 808 | 17 | 2,901 | 131 |
| Ward 5..... | 2,593 | 212 | 89 | 27 | 2,167 | 98 | Plymouth town..... | 2,274 | 627 | 326 | 12 | 1,152 | 157 |
| Quincy city..... | 5,052 | 769 | 1,344 | 29 | 2,791 | 119 | Revere town..... | 2,261 | 217 | 551 | 102 | 1,307 | 84 |
| Salem city..... | 7,899 | 1,341 | 864 | 39 | 5,338 | 317 | Somerville city..... | 14,195 | 1,760 | 2,240 | 35 | 9,745 | 415 |
| Southbridge town..... | 2,019 | 319 | 219 | 6 | 1,454 | 21 | | | | | | | |

PROPRIETORSHIP OF HOMES.

705

TABLE 107.—PRIVATE FAMILIES OCCUPYING OWNED AND HIRED AND FREE AND ENCUMBERED HOMES, FOR PLACES HAVING 8,000 INHABITANTS OR MORE, AND BY WARDS FOR CERTAIN CITIES: 1900—Continued.

| CITIES, TOWNS, VILLAGES, AND BOROUGHS. | ALL HOMES. | | | | | | CITIES, TOWNS, VILLAGES, AND BOROUGHS. | ALL HOMES. | | | | | | | | | | |
|--|------------|--------|-------------|-----------|--------|-----------|--|------------|--------|-------------|-----------|--------|-----------|--|--|--|--|--|
| | Total. | Owned. | | | Hired. | Un-known. | | Total. | Owned. | | | Hired. | Un-known. | | | | | |
| | | Free. | Encumbered. | Un-known. | | | | | Free. | Encumbered. | Un-known. | | | | | | | |
| Massachusetts—Con. | | | | | | | | | | | | | | | | | | |
| Springfield city | 18,868 | 1,842 | 2,607 | 45 | 9,009 | 365 | Duluth city | 9,496 | 2,057 | 981 | 128 | 5,692 | 638 | | | | | |
| Taunton city | 6,565 | 1,388 | 960 | 31 | 4,017 | 169 | Mankato city | 2,253 | 799 | 360 | 4 | 994 | 96 | | | | | |
| Wakefield town | 2,095 | 448 | 596 | 4 | 1,010 | 37 | Minneapolis city | 41,704 | 6,287 | 4,903 | 283 | 28,522 | 1,709 | | | | | |
| Waltham city | 4,694 | 748 | 635 | 14 | 3,134 | 163 | Ward 1 | 2,744 | 518 | 276 | 3 | 1,857 | 90 | | | | | |
| Ware town | 1,549 | 257 | 215 | 13 | 1,005 | 59 | Ward 2 | 2,394 | 484 | 316 | 27 | 1,451 | 116 | | | | | |
| Watertown town | 1,994 | 308 | 299 | 32 | 1,279 | 76 | Ward 3 | 6,016 | 785 | 586 | 37 | 4,419 | 189 | | | | | |
| Webster town | 1,815 | 321 | 199 | 3 | 1,270 | 22 | Ward 4 | 4,687 | 550 | 307 | 9 | 3,528 | 243 | | | | | |
| Westfield town | 2,868 | 616 | 561 | 11 | 1,608 | 72 | Ward 5 | 4,544 | 324 | 179 | 26 | 3,668 | 347 | | | | | |
| Weymouth town | 2,726 | 821 | 585 | 7 | 1,248 | 65 | Ward 6 | 3,176 | 495 | 176 | 8 | 2,362 | 135 | | | | | |
| Woburn city | 3,043 | 667 | 578 | 12 | 1,704 | 82 | Ward 7 | 2,808 | 433 | 516 | 7 | 1,769 | 83 | | | | | |
| Worcester city | 24,544 | 2,055 | 3,807 | 51 | 17,875 | 756 | Ward 8 | 4,281 | 749 | 764 | 10 | 2,560 | 148 | | | | | |
| Ward 1 | 2,740 | 340 | 356 | 13 | 1,891 | 140 | Ward 9 | 3,669 | 679 | 589 | 7 | 2,263 | 131 | | | | | |
| Ward 2 | 3,384 | 301 | 594 | 3 | 2,393 | 93 | Ward 10 | 1,877 | 443 | 426 | 4 | 938 | 66 | | | | | |
| Ward 3 | 3,002 | 178 | 416 | 6 | 2,331 | 71 | Ward 11 | 3,459 | 420 | 351 | 21 | 2,545 | 122 | | | | | |
| Ward 4 | 3,322 | 158 | 568 | 4 | 2,490 | 102 | Ward 12 | 1,278 | 268 | 237 | 5 | 758 | 10 | | | | | |
| Ward 5 | 3,577 | 184 | 533 | 3 | 2,756 | 101 | Ward 13 | 871 | 139 | 180 | 119 | 404 | 29 | | | | | |
| Ward 6 | 3,124 | 344 | 625 | 4 | 2,156 | 95 | St. Cloud city | 1,718 | 632 | 202 | 18 | 795 | 71 | | | | | |
| Ward 7 | 3,012 | 237 | 449 | 11 | 2,224 | 91 | St. Paul city | 30,221 | 5,656 | 2,851 | 245 | 20,266 | 1,303 | | | | | |
| Ward 8 | 2,388 | 313 | 366 | 7 | 1,634 | 63 | Ward 1 | 3,935 | 606 | 493 | 21 | 2,695 | 120 | | | | | |
| Michigan: | | | | | | | | | | | | | | | | | | |
| Adrian city | 2,483 | 1,129 | 409 | 17 | 869 | 59 | Ward 2 | 3,006 | 621 | 362 | 14 | 1,895 | 114 | | | | | |
| Alpena city | 2,485 | 1,150 | 285 | 10 | 959 | 81 | Ward 3 | 1,137 | 53 | 5 | 1 | 977 | 101 | | | | | |
| Ann Arbor city | 2,955 | 976 | 635 | 28 | 1,232 | 84 | Ward 4 | 2,327 | 110 | 24 | 4 | 2,004 | 185 | | | | | |
| Battle Creek city | 4,662 | 1,193 | 883 | 13 | 2,464 | 109 | Ward 5 | 3,333 | 943 | 241 | 46 | 1,976 | 127 | | | | | |
| Bay City | 5,825 | 1,686 | 862 | 364 | 2,861 | 152 | Ward 6 | 3,431 | 562 | 259 | 49 | 2,426 | 135 | | | | | |
| Detroit city | 59,836 | 12,378 | 9,172 | 990 | 35,178 | 2,118 | Ward 7 | 2,725 | 531 | 296 | 44 | 1,721 | 133 | | | | | |
| Ward 1 | 2,895 | 624 | 344 | 75 | 1,650 | 203 | Ward 8 | 5,722 | 1,331 | 765 | 22 | 3,389 | 215 | | | | | |
| Ward 2 | 2,483 | 425 | 158 | 62 | 1,688 | 150 | Ward 9 | 2,942 | 476 | 168 | 10 | 2,173 | 115 | | | | | |
| Ward 3 | 3,640 | 661 | 332 | 61 | 2,376 | 210 | Ward 10 | 878 | 178 | 82 | 2 | 585 | 31 | | | | | |
| Ward 4 | 3,516 | 570 | 316 | 23 | 2,420 | 187 | Ward 11 | 785 | 145 | 156 | 32 | 425 | 27 | | | | | |
| Ward 5 | 4,084 | 916 | 406 | 16 | 2,607 | 139 | Stillwater city | 2,093 | 904 | 177 | 18 | 943 | 51 | | | | | |
| Ward 6 | 4,079 | 331 | 423 | 11 | 2,672 | 142 | Winona city | 4,129 | 1,606 | 619 | 20 | 1,755 | 129 | | | | | |
| Ward 7 | 3,607 | 646 | 447 | 23 | 2,337 | 134 | Mississippi: | | | | | | | | | | | |
| Ward 8 | 3,835 | 713 | 503 | 113 | 2,401 | 105 | Meridian city | 3,035 | 562 | 217 | 32 | 2,090 | 134 | | | | | |
| Ward 9 | 5,779 | 990 | 993 | 316 | 3,304 | 176 | Natchez city | 2,858 | 502 | 88 | 24 | 2,120 | 124 | | | | | |
| Ward 10 | 4,671 | 1,131 | 655 | 18 | 2,734 | 133 | Vicksburg city | 3,601 | 466 | 77 | 174 | 2,654 | 230 | | | | | |
| Ward 11 | 3,912 | 915 | 669 | 109 | 2,145 | 74 | Missouri: | | | | | | | | | | | |
| Ward 12 | 3,711 | 318 | 742 | 17 | 2,046 | 88 | Carthage city | 2,157 | 664 | 345 | 15 | 1,105 | 88 | | | | | |
| Ward 13 | 3,134 | 617 | 722 | 113 | 1,591 | 91 | Hannibal city | 3,164 | 840 | 304 | 132 | 1,718 | 120 | | | | | |
| Ward 14 | 2,842 | 602 | 713 | 3 | 1,478 | 46 | Jefferson City | 1,569 | 870 | 163 | 7 | 780 | 44 | | | | | |
| Ward 15 | 1,934 | 577 | 238 | 5 | 978 | 86 | Joplin city | 5,667 | 1,945 | 582 | 215 | 2,600 | 325 | | | | | |
| Ward 16 | 3,713 | 721 | 1,035 | 12 | 1,829 | 116 | Kansas City | 35,341 | 4,501 | 3,774 | 168 | 26,466 | 492 | | | | | |
| Ward 17 | 2,000 | 621 | 426 | 13 | 902 | 38 | Ward 1 | 893 | 108 | 8 | 2 | 766 | 9 | | | | | |
| Escanaba city | 1,732 | 497 | 161 | 202 | 814 | 58 | Ward 2 | 785 | 9 | 4 | 6 | 696 | 26 | | | | | |
| Flint city | 3,164 | 955 | 632 | 7 | 1,486 | 84 | Ward 3 | 1,791 | 114 | 31 | 6 | 1,606 | 34 | | | | | |
| Grand Rapids city | 20,360 | 3,742 | 4,184 | 226 | 11,534 | 674 | Ward 4 | 2,894 | 376 | 167 | 38 | 2,261 | 52 | | | | | |
| Ward 1 | 1,672 | 246 | 201 | 1 | 1,211 | 13 | Ward 5 | 2,393 | 398 | 293 | 24 | 1,660 | 18 | | | | | |
| Ward 2 | 1,060 | 227 | 165 | 13 | 537 | 118 | Ward 6 | 2,708 | 125 | 39 | 1 | 2,505 | 38 | | | | | |
| Ward 3 | 1,959 | 458 | 389 | 3 | 1,000 | 109 | Ward 7 | 3,751 | 612 | 969 | 9 | 2,710 | 51 | | | | | |
| Ward 4 | 2,012 | 397 | 344 | 5 | 1,150 | 116 | Ward 8 | 4,300 | 461 | 302 | 39 | 3,464 | 34 | | | | | |
| Ward 5 | 2,126 | 431 | 452 | 8 | 1,174 | 61 | Ward 9 | 6,399 | 617 | 401 | 7 | 5,314 | 60 | | | | | |
| Ward 6 | 2,404 | 335 | 603 | 133 | 1,234 | 49 | Ward 10 | 4,264 | 622 | 728 | 8 | 2,838 | 68 | | | | | |
| Ward 7 | 1,834 | 368 | 377 | 5 | 1,099 | 35 | Ward 11 | 2,004 | 516 | 487 | 5 | 980 | 16 | | | | | |
| Ward 8 | 922 | 184 | 146 | 8 | 514 | 70 | Ward 12 | 1,014 | 241 | 374 | 18 | 365 | 16 | | | | | |
| Ward 9 | 1,281 | 237 | 247 | 11 | 754 | 32 | Ward 13 | 915 | 90 | 236 | 9 | 578 | 2 | | | | | |
| Ward 10 | 1,929 | 349 | 468 | 1 | 1,034 | 27 | Ward 14 | 1,280 | 212 | 335 | 2 | 723 | 8 | | | | | |
| Ward 11 | 1,763 | 302 | 436 | 4 | 941 | 30 | Moberly city | 1,954 | 519 | 286 | 106 | 989 | 54 | | | | | |
| Ward 12 | 1,348 | 208 | 306 | 34 | 786 | 14 | St. Joseph city | 16,632 | 3,062 | 1,352 | 206 | 11,080 | 932 | | | | | |
| Iron Mountain city | 1,666 | 686 | 90 | 1 | 841 | 48 | Ward 1 | 1,970 | 353 | 172 | 4 | 1,340 | 101 | | | | | |
| Ironwood city | 1,701 | 1,023 | 48 | 4 | 581 | 45 | Ward 2 | 1,343 | 320 | 150 | 15 | 809 | 49 | | | | | |
| Ishpeming city | 2,399 | 643 | 105 | 125 | 1,365 | 161 | Ward 3 | 1,984 | 322 | 88 | 15 | 1,449 | 115 | | | | | |
| Jackson city | 6,092 | 1,719 | 1,379 | 18 | 2,793 | 133 | Ward 4 | 1,895 | 370 | 127 | 4 | 1,265 | 129 | | | | | |
| Kalamazoo city | 5,607 | 1,643 | 1,179 | 21 | 2,675 | 189 | Ward 5 | 2,537 | 265 | 73 | 10 | 2,002 | 187 | | | | | |
| Lansing city | 3,931 | 1,076 | 846 | 9 | 1,911 | 89 | Ward 6 | 2,158 | 590 | 308 | 33 | 1,139 | 88 | | | | | |
| Manistee city | 2,854 | 872 | 529 | 29 | 1,387 | 57 | Ward 7 | 2,229 | 391 | 99 | 120 | 1,496 | 123 | | | | | |
| Marquette city | 1,919 | 695 | 236 | 13 | 968 | 107 | Ward 8 | 1,065 | 245 | 143 | 3 | 568 | 111 | | | | | |
| Menominee city | 2,377 | 763 | 208 | 69 | 1,239 | 98 | Ward 9 | 1,451 | 206 | 192 | 2 | 1,022 | 29 | | | | | |
| Muskegon city | 4,593 | 1,633 | 729 | 35 | 2,224 | 72 | St. Louis city | 121,123 | 16,097 | 9,699 | 1,008 | 90,983 | 3,336 | | | | | |
| Owosso city | 2,174 | 472 | 553 | 228 | 847 | 74 | Ward 1 | 5,186 | 974 | 759 | 40 | 3,243 | 170 | | | | | |
| Pontiac city | 2,063 | 576 | 405 | 7 | 987 | 88 | Ward 2 | 4,634 | 545 | 137 | 30 | 3,823 | 99 | | | | | |
| Port Huron city | 4,238 | 1,199 | 449 | 178 | 2,320 | 92 | Ward 3 | 5,064 | 240 | 45 | 76 | 4,610 | 113 | | | | | |
| Saginaw city | 9,493 | 3,404 | 1,271 | 171 | 4,304 | 343 | Ward 4 | 2,147 | 28 | 6 | 7 | 2,050 | 56 | | | | | |
| Sault Ste. Marie city | 1,797 | 409 | 328 | 7 | 1,003 | 50 | Ward 5 | 2,400 | 53 | 11 | ----- | 2,304 | 32 | | | | | |
| Traverse City | 1,887 | 630 | 399 | 24 | 787 | 47 | Ward 6 | 4,129 | 332 | 70 | 13 | 3,617 | 97 | | | | | |
| West Bay City | 2,834 | 376 | 477 | 6 | 1,375 | 100 | Ward 7 | 5,335 | 431 | 131 | 18 | 4,681 | 74 | | | | | |
| | | | | | | | Ward 8 | 4,827 | 508 | 182 | 8 | 4,016 | 113 | | | | | |
| | | | | | | | Ward 9 | 4,669 | 748 | 346 | 13 | 3,513 | 49 | | | | | |

TABLE 107.—PRIVATE FAMILIES OCCUPYING OWNED AND HIRED AND FREE AND ENCUMBERED HOMES, FOR PLACES HAVING 8,000 INHABITANTS OR MORE, AND BY WARDS, FOR CERTAIN CITIES: 1900—Continued.

| CITIES, TOWNS, VILLAGES, AND BOROUGHES. | ALL HOMES. | | | | | CITIES, TOWNS, VILLAGES, AND BOROUGHES. | ALL HOMES. | | | | | | |
|--|------------|--------|------------------|---------------|--------|--|-------------------|--------|--------|------------------|---------------|--------|---------------|
| | Total. | Owned. | | | Hired. | | Un- known. | Total. | Owned. | | | Hired. | Un- known. |
| | | Free. | Encum- bered. | Un- known. | | | | | Free. | Encum- bered. | Un- known. | | |
| Missouri—Continued. | | | | | | New Jersey—Con. | | | | | | | |
| St. Louis city—Continued. | | | | | | Jersey City—Continued. | | | | | | | |
| Ward 10 | 5,397 | 1,040 | 891 | 23 | 3,343 | 100 | Ward 5 | 2,985 | 160 | 141 | 16 | 2,580 | 88 |
| Ward 11 | 4,619 | 1,136 | 658 | 36 | 2,642 | 147 | Ward 6 | 3,240 | 322 | 251 | 5 | 2,541 | 121 |
| Ward 12 | 5,388 | 1,019 | 448 | 19 | 3,773 | 129 | Ward 7 | 2,990 | 494 | 427 | 17 | 1,967 | 85 |
| Ward 13 | 4,253 | 526 | 241 | 91 | 3,249 | 146 | Ward 8 | 4,167 | 515 | 609 | 36 | 2,888 | 119 |
| Ward 14 | 3,086 | 205 | 60 | 2 | 2,629 | 190 | Ward 9 | 3,229 | 402 | 537 | 12 | 2,080 | 198 |
| Ward 15 | 3,975 | 198 | 29 | 13 | 3,621 | 114 | Ward 10 | 3,274 | 424 | 306 | 83 | 2,270 | 191 |
| Ward 16 | 4,783 | 313 | 143 | 105 | 4,066 | 156 | Ward 11 | 5,321 | 541 | 405 | 36 | 4,120 | 219 |
| Ward 17 | 4,102 | 665 | 332 | 22 | 3,089 | 44 | Ward 12 | 4,811 | 827 | 627 | 8 | 3,235 | 114 |
| Ward 18 | 4,327 | 585 | 89 | 7 | 3,579 | 67 | Kearney town | 2,159 | 185 | 681 | 3 | 1,269 | 21 |
| Ward 19 | 4,407 | 860 | 556 | 14 | 2,843 | 134 | Long Branch town | 1,900 | 288 | 434 | 28 | 1,097 | 53 |
| Ward 20 | 4,110 | 515 | 200 | 47 | 3,168 | 180 | Millville city | 2,353 | 392 | 508 | 30 | 1,379 | 49 |
| Ward 21 | 3,623 | 525 | 175 | 29 | 2,758 | 136 | Montclair town | 2,647 | 359 | 614 | 17 | 1,543 | 114 |
| Ward 22 | 3,136 | 266 | 89 | 32 | 2,570 | 179 | Morristown town | 2,296 | 325 | 414 | 16 | 1,505 | 36 |
| Ward 23 | 3,862 | 444 | 231 | 89 | 3,017 | 81 | Newark city | 53,965 | 4,415 | 6,517 | 109 | 41,270 | 1,654 |
| Ward 24 | 4,944 | 876 | 967 | 30 | 2,988 | 83 | Ward 1 | 2,952 | 298 | 245 | 4 | 2,342 | 63 |
| Ward 25 | 4,006 | 739 | 343 | 19 | 2,724 | 181 | Ward 2 | 3,133 | 245 | 213 | 27 | 2,549 | 99 |
| Ward 26 | 5,153 | 691 | 712 | 66 | 3,553 | 181 | Ward 3 | 4,650 | 246 | 394 | 10 | 3,892 | 103 |
| Ward 27 | 4,331 | 648 | 1,002 | 17 | 2,662 | 102 | Ward 4 | 2,200 | 207 | 173 | 1 | 1,733 | 86 |
| Ward 28 | 5,210 | 987 | 846 | 142 | 3,002 | 233 | Ward 5 | 3,340 | 216 | 258 | 3 | 2,762 | 101 |
| Sedalia city | 3,502 | 964 | 663 | 15 | 1,757 | 103 | Ward 6 | 3,681 | 337 | 530 | 6 | 2,706 | 102 |
| Springfield city | 5,152 | 1,130 | 686 | 14 | 2,987 | 265 | Ward 7 | 3,361 | 259 | 280 | 2 | 2,743 | 77 |
| Webb City | 1,987 | 936 | 233 | 20 | 746 | 52 | Ward 8 | 2,948 | 389 | 723 | 2 | 1,775 | 59 |
| Montana: | | | | | | New Brunswick city | | | | | | | |
| Anaconda city | 2,128 | 450 | 159 | 1 | 1,463 | 55 | Orange city | 4,482 | 941 | 666 | 21 | 2,588 | 266 |
| Butte city | 5,913 | 1,150 | 432 | 72 | 3,988 | 271 | Passaic city | 4,980 | 560 | 848 | 40 | 3,389 | 143 |
| Great Falls city | 2,167 | 643 | 143 | 5 | 1,285 | 91 | Paterson city | 5,413 | 440 | 791 | 8 | 4,014 | 160 |
| Helena city | 2,506 | 585 | 169 | 11 | 1,598 | 143 | Ward 1 | 23,153 | 2,016 | 3,088 | 126 | 17,285 | 638 |
| Nebraska: | | | | | | Perth Amboy city | | | | | | | |
| Lincoln city | 7,574 | 1,504 | 782 | 162 | 4,749 | 377 | Phillipsburg town | 3,421 | 316 | 696 | 22 | 2,265 | 122 |
| Omaha city | 20,047 | 3,127 | 2,113 | 101 | 13,941 | 765 | Plainfield city | 2,177 | 398 | 292 | 9 | 1,460 | 18 |
| Ward 1 | 2,036 | 437 | 209 | 14 | 1,320 | 56 | Trenton city | 3,250 | 670 | 710 | 11 | 1,967 | 124 |
| Ward 2 | 3,177 | 585 | 333 | 9 | 2,128 | 122 | Union town | 14,884 | 1,411 | 2,316 | 41 | 10,593 | 523 |
| Ward 3 | 1,675 | 82 | 15 | 3 | 1,445 | 130 | West Hoboken town | 3,484 | 336 | 374 | 72 | 2,597 | 105 |
| Ward 4 | 1,767 | 178 | 79 | 4 | 1,439 | 67 | Albany city | 5,341 | 523 | 563 | 11 | 4,070 | 174 |
| Ward 5 | 1,913 | 348 | 164 | 15 | 1,301 | 85 | New York: | | | | | | |
| Ward 6 | 3,579 | 530 | 653 | 10 | 2,312 | 74 | Ward 1 | 21,243 | 3,598 | 1,626 | 133 | 15,141 | 695 |
| Ward 7 | 1,857 | 367 | 313 | 19 | 1,092 | 66 | Ward 2 | 1,345 | 359 | 109 | 2 | 861 | 14 |
| Ward 8 | 2,242 | 241 | 92 | 14 | 1,789 | 106 | Ward 3 | 1,243 | 197 | 84 | 1 | 939 | 22 |
| Ward 9 | 1,801 | 359 | 255 | 13 | 1,115 | 59 | Ward 4 | 1,266 | 128 | 36 | 23 | 1,030 | 49 |
| South Omaha city | 4,536 | 962 | 642 | 26 | 2,443 | 463 | Ward 5 | 1,019 | 120 | 37 | | 806 | 56 |
| New Hampshire: | | | | | | New York: | | | | | | | |
| Berlin city | 1,672 | 241 | 326 | 7 | 1,077 | 21 | Ward 6 | 1,260 | 157 | 60 | 55 | 922 | 66 |
| Concord city | 4,640 | 1,358 | 502 | 28 | 2,645 | 107 | Ward 7 | 855 | 103 | 37 | 3 | 646 | 66 |
| Dover city | 2,963 | 847 | 174 | 38 | 1,830 | 74 | Ward 8 | 1,253 | 161 | 111 | 55 | 892 | 34 |
| Keene city | 2,305 | 665 | 362 | 8 | 1,182 | 88 | Ward 9 | 1,120 | 143 | 87 | | 865 | 25 |
| Laconia city | 2,024 | 665 | 293 | 3 | 1,031 | 32 | Ward 10 | 898 | 183 | 43 | 6 | 598 | 68 |
| Manchester city | 11,540 | 1,686 | 989 | 107 | 8,196 | 562 | Ward 11 | 990 | 202 | 52 | | 707 | 29 |
| Nashua city | 5,093 | 857 | 429 | 12 | 3,576 | 219 | Ward 12 | 1,108 | 176 | 130 | 3 | 777 | 22 |
| Portsmouth city | 2,550 | 721 | 228 | 12 | 1,471 | 118 | Ward 13 | 1,497 | 254 | 86 | 3 | 1,128 | 26 |
| Rochester city | 1,897 | 752 | 197 | 15 | 871 | 62 | Ward 14 | 1,026 | 167 | 64 | 7 | 729 | 59 |
| New Jersey: | | | | | | New York: | | | | | | | |
| Atlantic City | 4,896 | 453 | 606 | 23 | 3,568 | 246 | Ward 15 | 1,052 | 264 | 121 | 2 | 615 | 50 |
| Bayonne city | 6,514 | 665 | 954 | 71 | 4,663 | 161 | Ward 16 | 985 | 201 | 84 | 1 | 690 | 9 |
| Bloomfield town | 2,005 | 299 | 560 | 6 | 1,097 | 43 | Ward 17 | 1,262 | 252 | 109 | 8 | 848 | 45 |
| Bridgeton city | 3,264 | 539 | 608 | 13 | 2,020 | 84 | Ward 18 | 963 | 155 | 78 | 4 | 706 | 20 |
| Camden city | 17,176 | 1,912 | 2,164 | 169 | 12,303 | 623 | Ward 19 | 1,307 | 162 | 154 | 5 | 456 | 17 |
| Ward 1 | 1,751 | 216 | 120 | 69 | 1,300 | 46 | Ward 20 | 1,804 | 214 | 144 | 5 | 926 | 18 |
| Ward 2 | 1,600 | 246 | 165 | 6 | 1,066 | 117 | Amsterdam city | 4,606 | 664 | 624 | 19 | 3,165 | 134 |
| Ward 3 | 1,059 | 92 | 78 | | 851 | 38 | Auburn city | 6,703 | 1,653 | 1,279 | 36 | 3,557 | 173 |
| Ward 4 | 1,155 | 149 | 119 | | 826 | 61 | Batavia village | 2,139 | 493 | 551 | 16 | 1,026 | 53 |
| Ward 5 | 1,825 | 211 | 117 | 4 | 1,411 | 82 | Binghamton city | 3,313 | 1,717 | 1,767 | 36 | 3,513 | 280 |
| Ward 6 | 1,676 | 220 | 162 | 3 | 1,266 | 25 | Buffalo city | 72,436 | 10,965 | 11,844 | 359 | 47,298 | 1,970 |
| Ward 7 | 1,869 | 184 | 244 | 13 | 1,360 | 68 | Ward 1 | 1,146 | 133 | 137 | 1 | 716 | 59 |
| Ward 8 | 1,750 | 219 | 253 | 11 | 1,207 | 60 | Ward 2 | 1,834 | 330 | 153 | 13 | 1,246 | 37 |
| Ward 9 | 1,373 | 103 | 277 | 51 | 894 | 48 | Ward 3 | 2,061 | 199 | 72 | 3 | 1,707 | 80 |
| Ward 10 | 1,178 | 89 | 108 | 2 | 938 | 41 | Ward 4 | 2,130 | 388 | 140 | 2 | 1,611 | 39 |
| Ward 11 | 897 | 111 | 277 | | 481 | 23 | Ward 5 | 3,337 | 514 | 735 | 41 | 1,974 | 73 |
| Ward 12 | 1,043 | 72 | 244 | 10 | 703 | 14 | Amsterdam city | 4,606 | 664 | 624 | 19 | 3,165 | 134 |
| East Orange city | 4,362 | 681 | 1,060 | 21 | 2,443 | 157 | Auburn city | 6,703 | 1,653 | 1,279 | 36 | 3,557 | 173 |
| Elizabeth city | 10,659 | 1,461 | 1,319 | 45 | 6,355 | 479 | Batavia village | 2,139 | 493 | 551 | 16 | 1,026 | 53 |
| Hackensack town | 2,023 | 403 | 499 | 6 | 1,092 | 23 | Binghamton city | 3,313 | 1,717 | 1,767 | 36 | 3,513 | 280 |
| Harrison town | 2,265 | 247 | 292 | 6 | 1,679 | 41 | Buffalo city | 72,436 | 10,965 | 11,844 | 359 | 47,298 | 1,970 |
| Hoboken city | 13,246 | 769 | 451 | 31 | 11,750 | 245 | Ward 1 | 1,146 | 133 | 137 | 1 | 716 | 59 |
| Jersey City | 44,367 | 4,569 | 3,729 | 238 | 34,060 | 1,771 | Ward 2 | 1,834 | 330 | 153 | 13 | 1,246 | 37 |
| Ward 1 | 3,749 | 106 | 57 | 9 | 3,460 | 117 | Ward 3 | 2,061 | 199 | 72 | 3 | 1,707 | 80 |
| Ward 2 | 3,977 | 264 | 141 | 5 | 3,376 | 191 | Ward 4 | 2,130 | 388 | 140 | 2 | 1,611 | 39 |
| Ward 3 | 3,693 | 264 | 161 | 3 | 3,082 | 183 | Ward 5 | 3,337 | 514 | 735 | 41 | 1,974 | 73 |
| Ward 4 | 2,931 | 250 | 67 | 8 | 2,461 | 145 | | | | | | | |

PROPRIETORSHIP OF HOMES.

707

TABLE 107.—PRIVATE FAMILIES OCCUPYING OWNED AND HIRED AND FREE AND ENCUMBERED HOMES, FOR PLACES HAVING 8,000 INHABITANTS OR MORE, AND BY WARDS FOR CERTAIN CITIES: 1900—Continued.

| CITIES, TOWNS, VILLAGES, AND BOROUGHES. | ALL HOMES. | | | | | CITIES, TOWNS, VILLAGES, AND BOROUGHES. | ALL HOMES. | | | | | | |
|--|------------|--------|------------------|---------------|---------|--|--|---------|--------|------------------|---------------|---------|---------------|
| | Total. | Owned. | | | Hired. | | Un- known. | Total. | Owned. | | | Hired. | Un- known. |
| | | Free. | Encum- bered. | Un- known. | | | | | Free. | Encum- bered. | Un- known. | | |
| New York—Continued. | | | | | | New York—Continued. | | | | | | | |
| Buffalo city—Continued. | | | | | | New York city—Continued. | | | | | | | |
| Ward 6..... | 1,589 | 199 | 104 | 1 | 1,250 | 45 | Manhattan borough..... | 883,726 | 6,305 | 9,056 | 955 | 352,116 | 15,294 |
| Ward 7..... | 2,092 | 356 | 155 | 4 | 1,554 | 23 | Assembly district 1..... | 5,140 | 41 | 6 | 23 | 4,866 | 204 |
| Ward 8..... | 2,171 | 389 | 257 | 9 | 1,442 | 74 | Assembly district 2..... | 9,715 | 39 | 39 | 26 | 9,179 | 442 |
| Ward 9..... | 3,154 | 498 | 408 | 7 | 2,201 | 45 | Assembly district 3..... | 10,091 | 102 | 72 | 22 | 9,346 | 549 |
| Ward 10..... | 1,691 | 360 | 211 | 2 | 1,059 | 59 | Assembly district 4..... | 14,125 | 50 | 105 | 30 | 13,487 | 508 |
| Ward 11..... | 5,394 | 506 | 982 | 35 | 3,715 | 156 | Assembly district 5..... | 7,576 | 206 | 140 | 33 | 6,598 | 599 |
| Ward 12..... | 1,764 | 283 | 174 | 1 | 1,264 | 42 | Assembly district 6..... | 12,004 | 36 | 40 | 9 | 11,541 | 378 |
| Ward 13..... | 2,064 | 378 | 335 | 71 | 1,227 | 58 | Assembly district 7..... | 8,598 | 108 | 93 | 11 | 8,040 | 346 |
| Ward 14..... | 5,571 | 476 | 1,166 | 42 | 3,830 | 57 | Assembly district 8..... | 14,042 | 14 | 42 | 6 | 13,648 | 332 |
| Ward 15..... | 2,133 | 445 | 231 | 8 | 1,427 | 27 | Assembly district 9..... | 9,221 | 166 | 120 | 27 | 8,649 | 259 |
| Ward 16..... | 1,901 | 406 | 301 | | 1,167 | 27 | Assembly district 10..... | 14,568 | 113 | 135 | 12 | 13,913 | 395 |
| Ward 17..... | 4,109 | 649 | 783 | 16 | 2,601 | 60 | Assembly district 11..... | 9,458 | 125 | 161 | 27 | 8,888 | 307 |
| Ward 18..... | 5,884 | 722 | 1,582 | 12 | 3,401 | 107 | Assembly district 12..... | 13,747 | 29 | 58 | 23 | 13,331 | 311 |
| Ward 19..... | 2,314 | 250 | 87 | 6 | 1,896 | 75 | Assembly district 13..... | 8,465 | 108 | 82 | 9 | 8,116 | 150 |
| Ward 20..... | 1,939 | 220 | 178 | 1 | 1,462 | 78 | Assembly district 14..... | 12,166 | 69 | 170 | 12 | 11,654 | 261 |
| Ward 21..... | 2,720 | 557 | 354 | 18 | 1,653 | 138 | Assembly district 15..... | 9,049 | 101 | 192 | 12 | 8,507 | 237 |
| Ward 22..... | 3,431 | 552 | 646 | 7 | 2,109 | 117 | Assembly district 16..... | 14,586 | 56 | 138 | 15 | 14,062 | 315 |
| Ward 23..... | 2,962 | 474 | 561 | 13 | 1,837 | 77 | Assembly district 17..... | 8,908 | 106 | 115 | 26 | 8,363 | 298 |
| Ward 24..... | 4,928 | 867 | 1,148 | 43 | 2,612 | 258 | Assembly district 18..... | 9,644 | 112 | 184 | 19 | 8,949 | 480 |
| Ward 25..... | 4,057 | 654 | 894 | 8 | 2,337 | 164 | Assembly district 19..... | 14,543 | 567 | 638 | 53 | 12,410 | 875 |
| Cohoes city..... | 4,971 | 695 | 384 | 32 | 3,753 | 127 | Assembly district 20..... | 9,338 | 115 | 159 | 25 | 8,602 | 437 |
| Corning city..... | 2,567 | 707 | 465 | 12 | 1,311 | 72 | Assembly district 21..... | 20,742 | 307 | 862 | 77 | 18,676 | 820 |
| Cortland city..... | 2,343 | 635 | 378 | 12 | 1,221 | 97 | Assembly district 22..... | 10,471 | 167 | 341 | 21 | 9,430 | 512 |
| Dunkirk city..... | 2,490 | 986 | 630 | 7 | 814 | 53 | Assembly district 23..... | 16,350 | 330 | 854 | 44 | 14,497 | 575 |
| Elmira city..... | 8,084 | 1,961 | 1,231 | 31 | 4,620 | 241 | Assembly district 24..... | 9,714 | 277 | 328 | 12 | 8,685 | 412 |
| Geneva city..... | 2,401 | 541 | 496 | 10 | 1,317 | 37 | Assembly district 25..... | 7,147 | 339 | 135 | 56 | 5,989 | 678 |
| Glens Falls village..... | 3,431 | 743 | 691 | 22 | 1,335 | 33 | Assembly district 26..... | 11,652 | 100 | 206 | 46 | 11,009 | 291 |
| Gloversville city..... | 4,844 | 823 | 952 | 21 | 2,944 | 104 | Assembly district 27..... | 5,856 | 614 | 244 | 84 | 4,039 | 875 |
| Hornellsville city..... | 2,970 | 800 | 636 | 2 | 1,449 | 83 | Assembly district 28..... | 10,336 | 92 | 314 | 13 | 9,560 | 357 |
| Hudson city..... | 2,195 | 471 | 231 | 33 | 1,378 | 82 | Assembly district 29..... | 9,756 | 921 | 787 | 54 | 6,878 | 1,116 |
| Ithaca city..... | 3,287 | 900 | 599 | 47 | 1,683 | 58 | Assembly district 30..... | 13,128 | 50 | 354 | 9 | 12,403 | 312 |
| Jamestown city..... | 5,595 | 1,081 | 1,408 | 23 | 2,951 | 132 | Assembly district 31..... | 17,193 | 433 | 876 | 48 | 15,150 | 686 |
| Johnstown city..... | 2,573 | 514 | 515 | 10 | 1,472 | 62 | Assembly district 32..... | 16,422 | 87 | 241 | 32 | 15,711 | 351 |
| Kingston city..... | 5,390 | 1,141 | 836 | 85 | 3,197 | 131 | Assembly district 33..... | 11,797 | 153 | 519 | 16 | 10,824 | 285 |
| Lansingburg village..... | 3,077 | 561 | 413 | 9 | 2,034 | 60 | Assembly district 34 (part of)..... | 8,178 | 122 | 311 | 33 | 7,366 | 346 |
| Little Falls city..... | 2,295 | 401 | 362 | 16 | 1,471 | 45 | Queens borough..... | 31,340 | 4,828 | 6,197 | 216 | 19,631 | 418 |
| Lockport city..... | 3,824 | 1,147 | 699 | 39 | 1,857 | 97 | Ward 1..... | 10,111 | 1,285 | 1,535 | 58 | 7,111 | 122 |
| Middletown city..... | 3,180 | 561 | 664 | 11 | 1,891 | 58 | Ward 2..... | 8,367 | 1,391 | 1,886 | 60 | 4,929 | 101 |
| Mt. Vernon city..... | 4,330 | 506 | 1,022 | 33 | 2,626 | 143 | Ward 3..... | 5,254 | 1,095 | 895 | 45 | 3,123 | 96 |
| Newburgh city..... | 5,836 | 919 | 628 | 14 | 4,131 | 144 | Ward 4..... | 6,408 | 900 | 1,692 | 48 | 3,690 | 78 |
| New Rochelle city..... | 2,926 | 375 | 622 | 14 | 1,785 | 130 | Ward 5..... | 1,200 | 157 | 189 | 5 | 828 | 21 |
| New York city..... | 722,670 | 35,050 | 48,002 | 2,117 | 617,474 | 20,027 | Richmond borough..... | 13,350 | 2,663 | 2,104 | 39 | 8,290 | 254 |
| Bronx borough..... | 41,735 | 2,643 | 4,882 | 321 | 32,233 | 1,656 | Ward 1..... | 4,160 | 688 | 658 | 18 | 2,672 | 124 |
| Assembly district 34 (part of)..... | 11,658 | 272 | 543 | 105 | 10,477 | 261 | Ward 2..... | 2,782 | 470 | 318 | 6 | 1,964 | 34 |
| Assembly district 35..... | 25,759 | 1,726 | 3,224 | 186 | 19,403 | 1,220 | Ward 3..... | 2,847 | 598 | 521 | 4 | 1,682 | 42 |
| Annexed district..... | 4,318 | 645 | 1,115 | 30 | 2,553 | 175 | Ward 4..... | 1,853 | 429 | 326 | 6 | 1,053 | 44 |
| Brooklyn borough..... | 252,519 | 18,611 | 25,763 | 586 | 205,154 | 2,405 | Ward 5..... | 1,703 | 478 | 281 | 5 | 929 | 10 |
| Ward 1..... | 3,607 | 333 | 209 | 9 | 2,925 | 81 | Niagara Falls city..... | 3,849 | 626 | 528 | 28 | 2,466 | 201 |
| Ward 2..... | 1,835 | 31 | 24 | 5 | 1,754 | 21 | North Tonawanda city..... | 1,883 | 419 | 452 | 2 | 981 | 29 |
| Ward 3..... | 3,317 | 231 | 278 | 7 | 3,201 | 35 | Ogdensburg city..... | 2,572 | 836 | 439 | 161 | 1,258 | 73 |
| Ward 4..... | 2,455 | 92 | 74 | 1 | 2,263 | 25 | Olean city..... | 2,130 | 583 | 377 | 14 | 1,102 | 54 |
| Ward 5..... | 4,047 | 180 | 98 | 4 | 3,785 | 30 | Oswego city..... | 4,981 | 1,930 | 362 | 37 | 1,900 | 202 |
| Ward 6..... | 3,852 | 566 | 431 | 10 | 2,767 | 78 | Peekskill village..... | 2,284 | 376 | 351 | 13 | 1,476 | 63 |
| Ward 7..... | 8,727 | 859 | 706 | 46 | 6,561 | 255 | Plattsburg village..... | 1,664 | 500 | 142 | 14 | 902 | 106 |
| Ward 8..... | 11,573 | 696 | 1,419 | 14 | 9,351 | 93 | Port Jervis village..... | 2,252 | 509 | 399 | 3 | 1,312 | 29 |
| Ward 9..... | 9,304 | 797 | 702 | 36 | 7,668 | 101 | Poughkeepsie city..... | 5,682 | 905 | 826 | 40 | 3,695 | 216 |
| Ward 10..... | 8,752 | 590 | 431 | 24 | 7,606 | 51 | Rochester city..... | 33,964 | 6,001 | 6,289 | 179 | 20,481 | 1,014 |
| Ward 11..... | 4,935 | 309 | 223 | 10 | 4,349 | 44 | Ward 1..... | 394 | 26 | 14 | 1 | 303 | 50 |
| Ward 12..... | 6,541 | 538 | 372 | 26 | 5,549 | 56 | Ward 2..... | 706 | 69 | 25 | 1 | 574 | 37 |
| Ward 13..... | 5,110 | 408 | 279 | 5 | 4,361 | 37 | Ward 3..... | 1,310 | 220 | 171 | 7 | 869 | 43 |
| Ward 14..... | 6,553 | 379 | 193 | 1 | 5,963 | 17 | Ward 4..... | 1,126 | 135 | 97 | 3 | 833 | 53 |
| Ward 15..... | 7,115 | 507 | 478 | 9 | 6,080 | 41 | Ward 5..... | 1,597 | 315 | 270 | 6 | 976 | 30 |
| Ward 16..... | 12,630 | 402 | 558 | 16 | 11,593 | 61 | Ward 6..... | 1,662 | 290 | 242 | 11 | 1,068 | 51 |
| Ward 17..... | 12,530 | 712 | 914 | 26 | 10,726 | 152 | Ward 7..... | 1,390 | 248 | 110 | 8 | 965 | 59 |
| Ward 18..... | 5,305 | 306 | 388 | 4 | 4,567 | 40 | Ward 8..... | 2,644 | 621 | 452 | 13 | 1,508 | 50 |
| Ward 19..... | 3,459 | 746 | 617 | 8 | 6,979 | 109 | Ward 9..... | 1,218 | 219 | 171 | 4 | 778 | 46 |
| Ward 20..... | 5,357 | 704 | 571 | 11 | 3,963 | 108 | Ward 10..... | 1,655 | 238 | 380 | 14 | 992 | 31 |
| Ward 21..... | 13,855 | 931 | 1,187 | 23 | 11,615 | 99 | Ward 11..... | 2,377 | 466 | 306 | 11 | 1,533 | 56 |
| Ward 22..... | 14,632 | 1,211 | 1,572 | 27 | 11,714 | 108 | Ward 12..... | 2,475 | 484 | 580 | 7 | 1,279 | 125 |
| Ward 23..... | 13,520 | 1,424 | 2,121 | 50 | 9,734 | 191 | Ward 13..... | 1,215 | 181 | 184 | 4 | 828 | 18 |
| Ward 24..... | 6,225 | 609 | 1,074 | 40 | 4,439 | 63 | Ward 14..... | 1,728 | 322 | 353 | 8 | 998 | 47 |
| Ward 25..... | 11,237 | 631 | 1,574 | 20 | 8,963 | 49 | Ward 15..... | 1,418 | 244 | 296 | 13 | 829 | 36 |
| Ward 26..... | 13,743 | 1,154 | 2,363 | 56 | 10,105 | 65 | Ward 16..... | 1,716 | 314 | 277 | 28 | 1,060 | 37 |
| Ward 27..... | 9,974 | 408 | 885 | 2 | 8,639 | 40 | Ward 17..... | 3,148 | 596 | 801 | 18 | 1,671 | 62 |
| Ward 28..... | 18,119 | 648 | 2,366 | 29 | 15,001 | 75 | Ward 18..... | 2,115 | 233 | 569 | 4 | 1,192 | 67 |
| Ward 29..... | 4,376 | 723 | 1,406 | 36 | 2,645 | 66 | Ward 19..... | 2,479 | 345 | 631 | 13 | 1,440 | 50 |
| Ward 30..... | 4,760 | 720 | 1,355 | 16 | 2,561 | 108 | Ward 20..... | 1,591 | 335 | 360 | 5 | 780 | 61 |
| Ward 31..... | 2,361 | 353 | 339 | 11 | 1,623 | 35 | Rome city..... | 3,429 | 1,077 | 583 | 27 | 1,582 | 160 |
| Ward 32..... | 1,713 | 303 | 506 | 4 | 854 | 46 | Saratoga Springs village..... | 3,047 | 722 | 354 | 17 | 1,867 | 87 |
| | | | | | | | Schenectady city..... | 6,514 | 913 | 1,139 | 17 | 4,281 | 164 |

STATISTICS OF POPULATION.

TABLE 107.—PRIVATE FAMILIES OCCUPYING OWNED AND HIRED AND FREE AND ENCUMBERED HOMES, FOR PLACES HAVING 8,000 INHABITANTS OR MORE, AND BY WARDS FOR CERTAIN CITIES: 1900—Continued.

| CITIES, TOWNS, VILLAGES, AND BOROUGHES. | ALL HOMES. | | | | | | CITIES, TOWNS, VILLAGES, AND BOROUGHES. | ALL HOMES. | | | | | |
|--|------------|--------|------------------|---------------|--------|---------------|--|------------|--------|------------------|---------------|--------|---------------|
| | Total. | Owned. | | | Hired. | Un- known. | | Total. | Owned. | | | Hired. | Un- known. |
| | | Free. | Encum- bered. | Un- known. | | | | | Free. | Encum- bered. | Un- known. | | |
| New York—Con. | | | | | | | Ohio—Continued. | | | | | | |
| Syracuse city | 24,928 | 4,082 | 5,115 | 41 | 15,439 | 251 | Cleveland city—Continued. | | | | | | |
| Ward 1 | 1,200 | 276 | 209 | 2 | 706 | 9 | Ward 5 | 1,345 | 127 | 29 | 2 | 1,124 | 63 |
| Ward 2 | 1,822 | 295 | 380 | 2 | 687 | 8 | Ward 6 | 1,289 | 279 | 134 | 6 | 796 | 24 |
| Ward 3 | 1,478 | 385 | 371 | 2 | 711 | 11 | Ward 7 | 2,049 | 340 | 159 | 3 | 1,497 | 50 |
| Ward 4 | 1,166 | 227 | 355 | 2 | 571 | 11 | Ward 8 | 1,412 | 214 | 78 | 5 | 1,006 | 109 |
| Ward 5 | 1,521 | 232 | 311 | 3 | 963 | 12 | Ward 9 | 2,474 | 310 | 218 | 50 | 1,853 | 43 |
| Ward 6 | 1,186 | 230 | 140 | 3 | 792 | 21 | Ward 10 | 962 | 89 | 25 | 1 | 835 | 12 |
| Ward 7 | 852 | 148 | 186 | 1 | 565 | 2 | Ward 11 | 778 | 111 | 37 | 1 | 622 | 8 |
| Ward 8 | 998 | 156 | 158 | 1 | 676 | 7 | Ward 12 | 1,086 | 229 | 70 | 4 | 743 | 40 |
| Ward 9 | 812 | 155 | 171 | 1 | 478 | 8 | Ward 13 | 1,385 | 311 | 117 | 1 | 905 | 51 |
| Ward 10 | 1,435 | 213 | 393 | 4 | 805 | 20 | Ward 14 | 990 | 189 | 47 | 144 | 585 | 75 |
| Ward 11 | 1,355 | 191 | 177 | 1 | 975 | 11 | Ward 15 | 1,706 | 286 | 147 | 7 | 1,201 | 65 |
| Ward 12 | 1,750 | 309 | 379 | 1 | 1,055 | 6 | Ward 16 | 1,462 | 81 | 77 | 1 | 1,275 | 28 |
| Ward 13 | 1,566 | 182 | 483 | 1 | 886 | 14 | Ward 17 | 2,107 | 482 | 201 | 3 | 1,399 | 22 |
| Ward 14 | 1,590 | 104 | 164 | 1 | 1,294 | 28 | Ward 18 | 4,351 | 888 | 750 | 29 | 2,568 | 116 |
| Ward 15 | 1,290 | 120 | 117 | 6 | 1,023 | 24 | Ward 19 | 5,333 | 880 | 1,574 | 18 | 2,715 | 146 |
| Ward 16 | 1,339 | 232 | 233 | 2 | 848 | 24 | Ward 20 | 2,320 | 513 | 329 | 8 | 1,408 | 67 |
| Ward 17 | 1,133 | 236 | 248 | 1 | 647 | 6 | Ward 21 | 3,636 | 779 | 797 | 3 | 1,961 | 96 |
| Ward 18 | 1,562 | 230 | 230 | 1 | 1,095 | 4 | Ward 22 | 2,433 | 424 | 301 | 4 | 1,667 | 37 |
| Ward 19 | 1,368 | 161 | 510 | 13 | 659 | 25 | Ward 23 | 2,429 | 352 | 430 | 49 | 1,485 | 113 |
| Troy city | 13,122 | 1,508 | 1,113 | 276 | 9,531 | 694 | Ward 24 | 3,465 | 1,241 | 460 | 9 | 1,680 | 75 |
| Utica city | 12,104 | 2,126 | 2,163 | 156 | 7,198 | 467 | Ward 25 | 3,825 | 994 | 1,049 | 1 | 1,719 | 62 |
| Watertown city | 5,029 | 1,167 | 954 | 15 | 2,782 | 111 | Ward 26 | 1,529 | 377 | 229 | 18 | 810 | 25 |
| Watervliet city | 3,323 | 625 | 329 | 46 | 2,224 | 99 | Ward 27 | 3,071 | 700 | 851 | 4 | 1,478 | 38 |
| Yonkers city | 9,480 | 729 | 1,193 | 120 | 6,692 | 746 | Ward 28 | 751 | 150 | 11 | 11 | 572 | 7 |
| North Carolina: | | | | | | | Ward 29 | | | | | | |
| Asheville city | 3,311 | 393 | 165 | 74 | 2,409 | 270 | Ward 30 | 1,053 | 172 | 59 | 1 | 795 | 26 |
| Charlotte city | 3,791 | 702 | 210 | 23 | 2,817 | 34 | Ward 31 | 892 | 221 | 77 | 1 | 584 | 10 |
| Greensboro city | 1,993 | 520 | 211 | 14 | 1,206 | 42 | Ward 32 | 909 | 227 | 105 | 3 | 559 | 15 |
| Newbern city | 2,321 | 628 | 79 | 37 | 1,446 | 131 | Ward 33 | 1,236 | 283 | 203 | 1 | 731 | 19 |
| Raleigh city | 2,851 | 568 | 68 | 24 | 2,096 | 105 | Ward 34 | 1,214 | 200 | 65 | 4 | 874 | 71 |
| Wilmington city | 5,035 | 1,126 | 195 | 61 | 3,256 | 397 | Ward 35 | 1,257 | 207 | 63 | 3 | 951 | 33 |
| Winston city | 2,171 | 361 | 75 | 50 | 1,601 | 84 | Ward 36 | 1,526 | 368 | 95 | 1 | 1,023 | 34 |
| North Dakota: | | | | | | | Ward 37 | | | | | | |
| Fargo city | 1,847 | 541 | 244 | 22 | 957 | 88 | Ward 38 | 2,012 | 535 | 264 | 30 | 1,151 | 32 |
| Ohio: | | | | | | | Ward 39 | | | | | | |
| Akron city | 9,605 | 2,912 | 2,001 | 64 | 4,288 | 340 | Ward 40 | 2,597 | 602 | 282 | 5 | 1,662 | 46 |
| Alliance city | 2,220 | 824 | 231 | 12 | 1,111 | 42 | Ward 41 | 2,195 | 558 | 390 | 9 | 1,213 | 25 |
| Ashtabula city | 2,718 | 696 | 474 | 13 | 1,460 | 75 | Ward 42 | 2,936 | 945 | 289 | 8 | 1,658 | 36 |
| Bellaire city | 2,124 | 477 | 221 | 10 | 1,371 | 45 | Ward 43 | 2,721 | 731 | 823 | 7 | 1,122 | 38 |
| Cambridge city | 1,867 | 527 | 330 | 9 | 913 | 33 | Ward 44 | 2,252 | 475 | 633 | 41 | 998 | 55 |
| Canton city | 7,032 | 1,920 | 1,324 | 28 | 3,592 | 168 | Ward 45 | 1,841 | 308 | 608 | 155 | 742 | 28 |
| Chillicothe city | 3,043 | 960 | 202 | 201 | 1,627 | 53 | Columbus city | | | | | | |
| Cincinnati city | 73,519 | 9,725 | 4,915 | 251 | 56,384 | 2,244 | Ward 1 | 27,013 | 4,445 | 3,204 | 444 | 17,822 | 1,098 |
| Ward 1 | 2,759 | 557 | 532 | 15 | 1,594 | 61 | Ward 2 | 906 | 283 | 173 | 1 | 414 | 35 |
| Ward 2 | 3,516 | 556 | 237 | 5 | 2,622 | 96 | Ward 3 | 1,291 | 276 | 71 | 2 | 889 | 51 |
| Ward 3 | 2,027 | 144 | 33 | 4 | 1,765 | 75 | Ward 4 | 1,803 | 398 | 208 | 53 | 1,092 | 59 |
| Ward 4 | 2,860 | 455 | 177 | 5 | 2,143 | 80 | Ward 5 | 2,404 | 504 | 366 | 7 | 1,408 | 119 |
| Ward 5 | 1,393 | 88 | 16 | 5 | 1,199 | 90 | Ward 6 | 1,140 | 103 | 24 | 2 | 960 | 51 |
| Ward 6 | 1,509 | 57 | 15 | 1 | 1,388 | 48 | Ward 7 | 1,075 | 152 | 38 | 59 | 787 | 39 |
| Ward 7 | 2,275 | 103 | 41 | 3 | 2,063 | 60 | Ward 8 | 1,897 | 449 | 330 | 8 | 1,025 | 85 |
| Ward 8 | 880 | 10 | 6 | 6 | 624 | 234 | Ward 9 | 1,071 | 180 | 189 | 4 | 679 | 19 |
| Ward 9 | 1,440 | 68 | 9 | 1 | 1,284 | 78 | Ward 10 | 1,655 | 250 | 166 | 6 | 1,175 | 68 |
| Ward 10 | 2,507 | 145 | 44 | 2 | 2,276 | 42 | Ward 11 | 1,650 | 279 | 189 | 7 | 1,121 | 54 |
| Ward 11 | 2,969 | 322 | 153 | 6 | 2,434 | 54 | Ward 12 | 1,052 | 65 | 58 | 2 | 817 | 110 |
| Ward 12 | 3,139 | 625 | 423 | 3 | 1,975 | 113 | Ward 13 | 595 | 30 | 6 | 1 | 514 | 45 |
| Ward 13 | 2,455 | 183 | 49 | 3 | 2,186 | 37 | Ward 14 | 1,581 | 217 | 144 | 13 | 1,129 | 78 |
| Ward 14 | 2,077 | 228 | 65 | 3 | 1,749 | 32 | Ward 15 | 1,562 | 254 | 442 | 30 | 782 | 54 |
| Ward 15 | 2,285 | 207 | 33 | 4 | 1,966 | 25 | Ward 16 | 1,176 | 113 | 35 | 4 | 1,000 | 24 |
| Ward 16 | 2,492 | 229 | 56 | 7 | 2,152 | 48 | Ward 17 | 1,482 | 203 | 170 | 5 | 1,085 | 19 |
| Ward 17 | 2,289 | 252 | 39 | 6 | 1,927 | 65 | Ward 18 | 1,521 | 165 | 107 | 51 | 1,134 | 64 |
| Ward 18 | 1,741 | 18 | 7 | 6 | 1,641 | 69 | Ward 19 | 1,459 | 316 | 256 | 14 | 802 | 71 |
| Ward 19 | 1,814 | 112 | 24 | 1 | 1,626 | 52 | Ward 20 | 1,678 | 208 | 232 | 176 | 1,009 | 53 |
| Ward 20 | 2,040 | 185 | 71 | 1 | 1,744 | 39 | Ward 21 | 1,176 | 113 | 35 | 4 | 1,000 | 24 |
| Ward 21 | 2,062 | 203 | 110 | 33 | 1,638 | 78 | Ward 22 | 1,482 | 170 | 5 | 1,085 | 19 | |
| Ward 22 | 2,646 | 270 | 100 | 10 | 2,195 | 71 | Ward 23 | 1,521 | 165 | 107 | 51 | 1,134 | 64 |
| Ward 23 | 3,388 | 388 | 98 | 7 | 2,811 | 84 | Ward 24 | 1,459 | 316 | 256 | 14 | 802 | 71 |
| Ward 24 | 2,558 | 420 | 157 | 3 | 1,948 | 30 | Ward 25 | 1,678 | 208 | 232 | 176 | 1,009 | 53 |
| Ward 25 | 3,041 | 610 | 458 | 21 | 1,880 | 72 | Ward 26 | 2,285 | 207 | 33 | 4 | 1,966 | 25 |
| Ward 26 | 3,006 | 616 | 332 | 11 | 1,955 | 92 | Ward 27 | 2,492 | 229 | 56 | 7 | 2,152 | 48 |
| Ward 27 | 1,953 | 309 | 99 | 24 | 1,469 | 52 | Ward 28 | 2,289 | 252 | 39 | 6 | 1,927 | 65 |
| Ward 28 | 2,680 | 502 | 334 | 8 | 1,728 | 108 | Ward 29 | 1,741 | 18 | 7 | 6 | 1,641 | 69 |
| Ward 29 | 2,790 | 586 | 406 | 34 | 1,681 | 33 | Ward 30 | 1,814 | 112 | 24 | 1 | 1,626 | 52 |
| Ward 30 | 2,883 | 676 | 506 | 7 | 1,624 | 70 | Ward 31 | 2,040 | 601 | 230 | 7 | 1,096 | 106 |
| Ward 31 | 2,040 | 601 | 230 | 7 | 1,096 | 106 | Ward 32 | 2,558 | 420 | 157 | 3 | 1,948 | 30 |
| Cleveland city | 80,014 | 16,240 | 12,246 | 653 | 48,844 | 2,081 | Ward 33 | 3,041 | 610 | 458 | 21 | 1,880 | 72 |
| Ward 1 | 1,485 | 43 | 34 | 1 | 1,360 | 23 | Ward 34 | 3,006 | 616 | 332 | 11 | 1,955 | 92 |
| Ward 2 | 449 | 11 | 4 | 3 | 415 | 23 | Ward 35 | 1,953 | 309 | 99 | 24 | 1,469 | 52 |
| Ward 3 | 228 | 6 | 4 | 3 | 203 | 12 | Ward 36 | 2,680 | 502 | 334 | 8 | 1,728 | 108 |
| Ward 4 | 1,073 | 52 | 12 | 1 | 899 | 109 | Ward 37 | 2,790 | 586 | 406 | 34 | 1,681 | 33 |
| | | | | | | | East Liverpool city | | | | | | |
| | | | | | | | Elyria city | | | | | | |
| | | | | | | | Findlay city | | | | | | |
| | | | | | | | Fremont city | | | | | | |
| | | | | | | | Hamilton city | | | | | | |
| | | | | | | | Ironton city | | | | | | |
| | | | | | | | Lancaster city | | | | | | |
| | | | | | | | Lima city | | | | | | |
| | | | | | | | Lorain city | | | | | | |
| | | | | | | | Mansfield city | | | | | | |

PROPRIETORSHIP OF HOMES.

TABLE 107.—PRIVATE FAMILIES OCCUPYING OWNED AND HIRED AND FREE AND ENCUMBERED HOMES, FOR PLACES HAVING 8,000 INHABITANTS OR MORE, AND BY WARDS FOR CERTAIN CITIES: 1900—Continued.

| CITIES, TOWNS, VILLAGES, AND BOROUGHS. | ALL HOMES. | | | | | | CITIES, TOWNS, VILLAGES, AND BOROUGHS. | ALL HOMES. | | | | | |
|--|------------|--------|--------------|-----------|--------|-----------|--|------------|--------|--------------|-----------|---------|-----------|
| | Total. | Owned. | | | Hired. | Un-known. | | Total. | Owned. | | | Hired. | Un-known. |
| | | Free. | Encum-bered. | Un-known. | | | | | Free. | Encum-bered. | Un-known. | | |
| Ohio—Continued. | | | | | | | Pennsylvania—Con. | | | | | | |
| Marietta city..... | 3,052 | 865 | 581 | 15 | 1,526 | 65 | Easton city..... | 5,717 | 1,300 | 664 | 14 | 3,664 | 75 |
| Marion city..... | 2,780 | 764 | 644 | 58 | 1,214 | 100 | Eric city..... | 11,178 | 2,929 | 1,624 | 232 | 6,086 | 307 |
| Massillon city..... | 2,719 | 939 | 647 | 10 | 1,187 | 36 | Harrisburg city..... | 10,983 | 1,506 | 1,313 | 191 | 7,474 | 499 |
| Middletown city..... | 2,092 | 334 | 487 | 5 | 1,190 | 26 | Hazleton city..... | 2,866 | 649 | 184 | 3 | 1,981 | 49 |
| Newark city..... | 4,166 | 969 | 905 | 90 | 2,047 | 155 | Homestead borough..... | 2,282 | 278 | 294 | 14 | 1,654 | 42 |
| Piqua city..... | 2,931 | 934 | 446 | 12 | 1,471 | 68 | Johnstown city..... | 6,889 | 1,818 | 656 | 52 | 4,107 | 256 |
| Portsmouth city..... | 3,883 | 834 | 714 | 91 | 2,084 | 160 | Lancaster city..... | 8,880 | 1,554 | 1,448 | 129 | 5,552 | 197 |
| Sandusky city..... | 4,421 | 1,651 | 653 | 40 | 1,914 | 163 | Lebanon city..... | 3,818 | 761 | 466 | 42 | 2,417 | 132 |
| Springfield city..... | 8,657 | 1,879 | 1,162 | 38 | 5,384 | 222 | McKeesport city..... | 6,833 | 948 | 1,071 | 30 | 4,657 | 127 |
| Stuebenville city..... | 3,060 | 808 | 270 | 7 | 1,908 | 67 | Mahanoy City borough..... | 2,517 | 411 | 289 | 10 | 1,748 | 64 |
| Tiffin city..... | 2,692 | 1,023 | 394 | 9 | 1,231 | 35 | Meadville city..... | 2,468 | 553 | 207 | 259 | 1,322 | 127 |
| Toledo city..... | 28,319 | 6,793 | 4,990 | 179 | 15,851 | 506 | Mt. Carmel borough..... | 2,411 | 404 | 320 | 3 | 1,585 | 99 |
| Ward 1..... | 1,787 | 402 | 363 | 18 | 975 | 29 | Nanticoke borough..... | 2,323 | 343 | 437 | 6 | 1,432 | 30 |
| Ward 2..... | 2,433 | 690 | 532 | 28 | 1,157 | 26 | Newcastle city..... | 6,130 | 1,896 | 942 | 96 | 3,542 | 154 |
| Ward 3..... | 1,101 | 267 | 91 | 22 | 704 | 17 | Norristown borough..... | 4,206 | 890 | 592 | 18 | 2,689 | 77 |
| Ward 4..... | 1,466 | 244 | 66 | 3 | 1,111 | 42 | Oil City..... | 2,833 | 537 | 526 | 264 | 1,368 | 128 |
| Ward 5..... | 1,897 | 388 | 296 | 8 | 1,191 | 14 | Philadelphia city..... | 263,093 | 29,033 | 24,013 | 2,482 | 196,124 | 11,441 |
| Ward 6..... | 2,026 | 446 | 504 | 9 | 1,039 | 28 | Ward 1..... | 7,919 | 971 | 426 | 16 | 6,169 | 231 |
| Ward 7..... | 1,830 | 554 | 284 | 9 | 939 | 44 | Ward 2..... | 7,100 | 471 | 319 | 58 | 5,939 | 313 |
| Ward 8..... | 2,927 | 592 | 777 | 42 | 1,440 | 76 | Ward 3..... | 4,981 | 263 | 113 | 47 | 4,194 | 364 |
| Ward 9..... | 2,110 | 464 | 196 | 16 | 1,398 | 36 | Ward 4..... | 4,523 | 151 | 106 | 25 | 3,726 | 515 |
| Ward 10..... | 2,299 | 500 | 577 | 8 | 1,162 | 52 | Ward 5..... | 3,445 | 108 | 88 | 51 | 2,317 | 381 |
| Ward 11..... | 1,015 | 116 | 25 | 1 | 841 | 32 | Ward 6..... | 1,410 | 58 | 46 | 9 | 1,259 | 38 |
| Ward 12..... | 1,890 | 507 | 259 | 1 | 1,018 | 45 | Ward 7..... | 5,748 | 619 | 206 | 20 | 4,359 | 544 |
| Ward 13..... | 1,673 | 440 | 176 | 5 | 1,041 | 11 | Ward 8..... | 2,783 | 497 | 173 | 14 | 1,717 | 387 |
| Ward 14..... | 2,002 | 765 | 281 | 2 | 911 | 43 | Ward 9..... | 1,127 | 127 | 39 | 13 | 817 | 131 |
| Ward 15..... | 1,923 | 418 | 563 | 7 | 924 | 11 | Ward 10..... | 3,301 | 304 | 97 | 27 | 2,621 | 252 |
| Warren city..... | 1,974 | 709 | 279 | 37 | 875 | 74 | Ward 11..... | 2,382 | 84 | 59 | 5 | 2,146 | 88 |
| Wellston city..... | 1,628 | 414 | 211 | 7 | 950 | 46 | Ward 12..... | 2,335 | 226 | 98 | 7 | 2,317 | 187 |
| Xenia city..... | 2,174 | 649 | 407 | 9 | 1,088 | 21 | Ward 13..... | 3,758 | 337 | 140 | 16 | 2,851 | 384 |
| Youngstown city..... | 8,949 | 2,524 | 1,280 | 106 | 4,750 | 289 | Ward 14..... | 4,119 | 867 | 151 | 92 | 3,289 | 220 |
| Zanesville city..... | 5,601 | 1,572 | 852 | 22 | 2,999 | 156 | Ward 15..... | 9,544 | 1,458 | 802 | 32 | 6,751 | 451 |
| Oklahoma: | | | | | | | Ward 16..... | | | | | | |
| Guthrie city..... | 2,103 | 775 | 191 | 76 | 967 | 94 | Ward 17..... | 3,361 | 301 | 107 | 12 | 2,784 | 157 |
| Oklahoma City..... | 1,972 | 553 | 232 | 9 | 1,106 | 72 | Ward 18..... | 3,805 | 251 | 124 | 82 | 3,113 | 235 |
| Oregon: | | | | | | | Ward 19..... | | | | | | |
| Astoria city..... | 1,494 | 394 | 79 | 9 | 842 | 170 | Ward 20..... | 6,147 | 948 | 282 | 24 | 4,716 | 177 |
| Portland city..... | 15,513 | 3,041 | 1,334 | 211 | 10,004 | 923 | Ward 21..... | 11,543 | 1,437 | 1,058 | 35 | 8,582 | 436 |
| Ward 1..... | 800 | 177 | 62 | 1 | 543 | 18 | Ward 22..... | 9,041 | 1,393 | 742 | 99 | 6,325 | 482 |
| Ward 2..... | 1,833 | 192 | 96 | 113 | 894 | 88 | Ward 23..... | 6,411 | 929 | 870 | 36 | 4,381 | 195 |
| Ward 3..... | 991 | 76 | 21 | 1 | 735 | 158 | Ward 24..... | 12,661 | 1,704 | 1,923 | 133 | 8,459 | 442 |
| Ward 4..... | 1,254 | 87 | 43 | 14 | 1,048 | 62 | Ward 25..... | 5,682 | 875 | 761 | 65 | 3,749 | 232 |
| Ward 5..... | 1,578 | 151 | 67 | 21 | 1,113 | 226 | Ward 26..... | 10,616 | 1,435 | 1,261 | 31 | 7,253 | 586 |
| Ward 6..... | 1,605 | 248 | 104 | 6 | 1,214 | 33 | Ward 27..... | 10,411 | 1,016 | 1,036 | 121 | 7,921 | 317 |
| Ward 7..... | 615 | 155 | 56 | 4 | 389 | 11 | Ward 28..... | 9,524 | 1,046 | 837 | 48 | 7,257 | 336 |
| Ward 8..... | 1,504 | 434 | 168 | 25 | 828 | 49 | Ward 29..... | 5,323 | 829 | 654 | 40 | 3,492 | 308 |
| Ward 9..... | 2,703 | 605 | 225 | 6 | 1,752 | 115 | Ward 30..... | 10,207 | 819 | 1,473 | 33 | 7,636 | 246 |
| Ward 10..... | 1,731 | 413 | 238 | 15 | 998 | 67 | Ward 31..... | 12,093 | 1,743 | 1,398 | 48 | 8,482 | 416 |
| Ward 11..... | 1,349 | 503 | 254 | 6 | 490 | 96 | Ward 32..... | 6,237 | 850 | 388 | 169 | 4,553 | 277 |
| Pennsylvania: | | | | | | | Ward 33..... | | | | | | |
| Allegheny city..... | 26,148 | 4,021 | 2,324 | 145 | 18,983 | 675 | Ward 34..... | 6,944 | 981 | 514 | 35 | 5,236 | 178 |
| Ward 1..... | 1,358 | 193 | 42 | 2 | 1,071 | 50 | Ward 35..... | 8,383 | 1,175 | 1,298 | 184 | 5,366 | 360 |
| Ward 2..... | 4,070 | 654 | 286 | 4 | 3,029 | 97 | Ward 36..... | 13,983 | 1,029 | 1,457 | 112 | 11,036 | 320 |
| Ward 3..... | 3,620 | 550 | 170 | 3 | 2,797 | 100 | Ward 37..... | 8,994 | 666 | 910 | 126 | 7,051 | 241 |
| Ward 4..... | 2,182 | 293 | 42 | 6 | 1,769 | 72 | Ward 38..... | 1,663 | 296 | 265 | 74 | 978 | 50 |
| Ward 5..... | 2,212 | 250 | 68 | 56 | 1,775 | 63 | Ward 39..... | 9,394 | 855 | 797 | 56 | 7,398 | 288 |
| Ward 6..... | 2,875 | 399 | 155 | 15 | 2,240 | 66 | Ward 40..... | 4,830 | 562 | 688 | 142 | 3,326 | 112 |
| Ward 7..... | 1,547 | 269 | 195 | 13 | 1,037 | 33 | Ward 41..... | 6,763 | 746 | 896 | 21 | 4,872 | 228 |
| Ward 8..... | 579 | 66 | 13 | 1 | 483 | 16 | Ward 42..... | 8,329 | 556 | 567 | 76 | 6,970 | 160 |
| Ward 9..... | 766 | 55 | 22 | 9 | 649 | 31 | Ward 43..... | 3,864 | 302 | 498 | 30 | 2,910 | 124 |
| Ward 10..... | 1,972 | 392 | 499 | 3 | 1,039 | 39 | Ward 44..... | 1,954 | 243 | 371 | 11 | 1,277 | 52 |
| Ward 11..... | 2,035 | 344 | 436 | 2 | 1,210 | 43 | Phoenixville borough..... | 1,754 | 322 | 114 | 5 | 1,270 | 43 |
| Ward 12..... | 1,449 | 291 | 186 | 26 | 914 | 32 | Pittsburg city..... | 62,942 | 9,041 | 7,178 | 363 | 44,364 | 1,996 |
| Ward 13..... | 1,249 | 224 | 178 | 3 | 820 | 24 | Ward 1..... | 835 | 20 | 7 | 9 | 322 | 27 |
| Ward 14..... | 234 | 41 | 32 | 2 | 150 | 9 | Ward 2..... | 282 | 5 | 4 | 2 | 266 | 5 |
| Allentown city..... | 7,827 | 1,509 | 1,172 | 24 | 4,949 | 173 | Ward 3..... | 262 | 8 | 1 | 2 | 221 | 32 |
| Altoona city..... | 8,048 | 1,711 | 1,374 | 62 | 4,739 | 162 | Ward 4..... | 309 | 4 | 2 | 2 | 257 | 40 |
| Beaver Falls borough..... | 2,192 | 483 | 339 | 19 | 1,306 | 45 | Ward 5..... | 734 | 26 | 10 | 6 | 634 | 14 |
| Bradnock borough..... | 2,958 | 382 | 244 | 11 | 2,226 | 95 | Ward 6..... | 1,928 | 198 | 46 | 12 | 1,592 | 80 |
| Bradford city..... | 3,428 | 1,082 | 502 | 134 | 1,516 | 94 | Ward 7..... | 1,397 | 52 | 30 | 2 | 1,143 | 170 |
| Butler borough..... | 2,254 | 738 | 373 | 7 | 1,083 | 53 | Ward 8..... | 1,656 | 89 | 62 | 7 | 1,469 | 36 |
| Carbondale city..... | 2,887 | 1,083 | 442 | 24 | 1,228 | 110 | Ward 9..... | 660 | 11 | 8 | 7 | 573 | 61 |
| Carlisle borough..... | 2,334 | 544 | 264 | 21 | 1,460 | 45 | Ward 10..... | 528 | 25 | 12 | 6 | 459 | 26 |
| Chambersburg borough..... | 2,095 | 685 | 258 | 1 | 1,149 | 22 | Ward 11..... | 2,562 | 347 | 145 | 9 | 1,975 | 86 |
| Chester city..... | 6,798 | 785 | 996 | 22 | 4,879 | 116 | Ward 12..... | 1,770 | 88 | 20 | 8 | 1,589 | 65 |
| Columbia borough..... | 2,564 | 514 | 306 | 62 | 1,586 | 96 | Ward 13..... | 4,348 | 649 | 678 | 24 | 2,892 | 105 |
| Danville borough..... | 1,792 | 565 | 110 | 8 | 1,022 | 87 | Ward 14..... | 4,359 | 720 | 359 | 78 | 3,041 | 161 |
| Dubois borough..... | 1,876 | 511 | 287 | 29 | 955 | 94 | Ward 15..... | 1,064 | 111 | 12 | 4 | 912 | 25 |
| Dunmore borough..... | 2,469 | 694 | 409 | 179 | 1,141 | 46 | Ward 16..... | 2,882 | 449 | 315 | 6 | 2,052 | 60 |
| Duquesne borough..... | 1,572 | 182 | 194 | 29 | 1,134 | 33 | Ward 17..... | 2,670 | 303 | 123 | 11 | 2,136 | 47 |
| | | | | | | | Ward 18..... | 2,219 | 302 | 365 | 5 | 1,542 | 5 |
| | | | | | | | Ward 19..... | 3,561 | 662 | 640 | 15 | 2,182 | 62 |

TABLE 107.—PRIVATE FAMILIES OCCUPYING OWNED AND HIRED AND FREE AND ENCUMBERED HOMES, FOR PLACES HAVING 8,000 INHABITANTS OR MORE, AND BY WARDS FOR CERTAIN CITIES: 1900—Continued.

| CITIES, TOWNS, VILLAGES, AND BOROUGHS. | ALL HOMES. | | | | | CITIES, TOWNS, VILLAGES, AND BOROUGHS. | ALL HOMES. | | | | | | |
|--|------------|--------|--------------|-----------|--------|--|------------------|--------|--------|--------------|-----------|--------|-----------|
| | Total. | Owned. | | | Hired. | | Un-known. | Total. | Owned. | | | Hired. | Un-known. |
| | | Free. | Encum-bered. | Un-known. | | | | | Free. | Encum-bered. | Un-known. | | |
| Pennsylvania—Con. | | | | | | Rhode Island—Con. | | | | | | | |
| Pittsburg city—Continued. | | | | | | Cumberland town | 1,884 | 281 | 190 | 9 | 1,320 | 34 | |
| Ward 20 | 4,050 | 949 | 575 | 25 | 2,342 | 159 | 2,690 | 561 | 477 | 4 | 1,614 | 34 | |
| Ward 21 | 4,320 | 635 | 774 | 11 | 2,784 | 116 | 1,685 | 200 | 186 | 9 | 1,252 | 38 | |
| Ward 22 | 1,025 | 265 | 159 | 4 | 648 | 49 | 4,761 | 850 | 752 | 27 | 2,957 | 175 | |
| Ward 23 | 2,636 | 324 | 417 | 8 | 1,742 | 145 | 8,468 | 1,015 | 1,154 | 22 | 6,060 | 217 | |
| Ward 24 | 1,272 | 126 | 109 | 1 | 1,000 | 36 | Providence city | | | | | | |
| Ward 25 | 1,590 | 247 | 67 | 5 | 1,252 | 19 | 38,516 | 4,087 | 3,708 | 100 | 29,696 | 925 | |
| Ward 26 | 1,681 | 287 | 122 | 1 | 1,181 | 90 | Ward 1 | 3,340 | 455 | 229 | 24 | 2,522 | 110 |
| Ward 27 | 2,842 | 452 | 578 | 81 | 1,694 | 37 | Ward 2 | 3,478 | 596 | 373 | 13 | 2,377 | 119 |
| Ward 28 | 1,095 | 182 | 53 | 1 | 842 | 17 | Ward 3 | 4,274 | 362 | 399 | 5 | 3,427 | 81 |
| Ward 29 | 841 | 87 | 14 | 7 | 707 | 26 | Ward 4 | 1,586 | 111 | 62 | 10 | 1,293 | 60 |
| Ward 30 | 662 | 112 | 29 | 1 | 515 | 5 | Ward 5 | 3,323 | 241 | 156 | 5 | 2,330 | 91 |
| Ward 31 | 1,355 | 219 | 313 | 2 | 798 | 23 | Ward 6 | 4,216 | 498 | 597 | 7 | 3,030 | 84 |
| Ward 32 | 1,950 | 408 | 336 | 2 | 1,157 | 47 | Ward 7 | 4,005 | 539 | 510 | 8 | 2,378 | 70 |
| Ward 33 | 119 | 6 | 1 | 1 | 110 | 2 | Ward 8 | 5,640 | 547 | 539 | 10 | 4,409 | 135 |
| Ward 34 | 355 | 11 | 8 | 1 | 322 | 13 | Ward 9 | 3,570 | 280 | 187 | 16 | 2,991 | 96 |
| Ward 35 | 1,070 | 245 | 264 | 1 | 550 | 10 | Ward 10 | 5,134 | 458 | 656 | 2 | 3,939 | 79 |
| Ward 36 | 768 | 187 | 59 | 6 | 478 | 38 | Warwick town | 4,489 | 807 | 622 | 31 | 2,934 | 95 |
| Ward 37 | 1,095 | 104 | 253 | 2 | 634 | 42 | Woonsocket city | 5,490 | 487 | 518 | 22 | 4,290 | 173 |
| Ward 38 | 700 | 126 | 204 | 4 | 351 | 15 | South Carolina: | | | | | | |
| Pittston city | 2,470 | 784 | 248 | 162 | 1,238 | 88 | Charleston city | 13,655 | 1,974 | 279 | 33 | 10,639 | 780 |
| Plymouth borough | 2,668 | 449 | 230 | 14 | 1,923 | 52 | Columbia city | 4,246 | 591 | 158 | 67 | 2,916 | 514 |
| Potstown borough | 3,001 | 519 | 505 | 8 | 1,920 | 49 | Greenville city | 2,524 | 523 | 156 | 6 | 1,768 | 66 |
| Pottsville borough | 3,415 | 855 | 415 | 13 | 2,075 | 57 | Spartanburg city | 2,304 | 421 | 144 | 40 | 1,600 | 98 |
| Reading city | | | | | | South Dakota: | | | | | | | |
| Ward 1 | 16,769 | 3,139 | 2,325 | 54 | 10,191 | 560 | Sioux Falls city | 2,088 | 552 | 275 | 7 | 1,221 | 33 |
| Ward 2 | 843 | 170 | 108 | 2 | 537 | 26 | Tennessee: | | | | | | |
| Ward 3 | 1,326 | 235 | 150 | 1 | 866 | 74 | Chattanooga city | 6,705 | 879 | 266 | 25 | 5,345 | 190 |
| Ward 4 | 1,015 | 251 | 128 | 8 | 590 | 38 | Clarksville city | 2,069 | 553 | 214 | 1 | 1,221 | 81 |
| Ward 5 | 622 | 159 | 44 | 1 | 369 | 50 | Jackson city | 2,958 | 687 | 146 | 65 | 1,960 | 120 |
| Ward 6 | 779 | 152 | 66 | 1 | 554 | 7 | Knoxville city | 6,676 | 1,303 | 320 | 41 | 4,679 | 433 |
| Ward 7 | 1,696 | 241 | 345 | 12 | 1,056 | 42 | Memphis city | | | | | | |
| Ward 8 | 823 | 209 | 116 | 2 | 452 | 49 | Ward 1 | 20,956 | 2,676 | 607 | 382 | 15,851 | 1,440 |
| Ward 9 | 822 | 208 | 91 | 2 | 487 | 34 | Ward 2 | 1,309 | 87 | 4 | 11 | 1,153 | 74 |
| Ward 10 | 1,152 | 246 | 179 | 9 | 648 | 70 | Ward 3 | 1,059 | 37 | 3 | 1 | 1,024 | 34 |
| Ward 11 | 1,024 | 204 | 167 | 1 | 639 | 14 | Ward 4 | 557 | 37 | 3 | 1 | 474 | 40 |
| Ward 12 | 1,172 | 181 | 257 | 19 | 715 | 19 | Ward 5 | 550 | 11 | 1 | 1 | 293 | 246 |
| Ward 13 | 1,400 | 248 | 279 | 5 | 826 | 42 | Ward 6 | 1,965 | 122 | 4 | 28 | 1,633 | 178 |
| Ward 14 | 1,377 | 116 | 264 | 9 | 962 | 26 | Ward 7 | 1,115 | 100 | 1 | 1 | 830 | 183 |
| Ward 15 | 846 | 208 | 124 | 4 | 474 | 36 | Ward 8 | 1,342 | 151 | 31 | 56 | 1,061 | 43 |
| Ward 16 | 835 | 118 | 239 | 9 | 408 | 15 | Ward 9 | 2,123 | 280 | 16 | 67 | 1,585 | 175 |
| Ward 17 | 1,032 | 193 | 208 | 18 | 613 | 18 | Ward 10 | 1,555 | 159 | 27 | 45 | 1,307 | 17 |
| Scranton city | | | | | | Ward 11 | | | | | | | |
| Ward 1 | 20,299 | 4,600 | 2,583 | 253 | 12,209 | 654 | Ward 12 | 1,081 | 113 | 15 | 1 | 913 | 40 |
| Ward 2 | 1,571 | 312 | 309 | 23 | 842 | 85 | Ward 13 | 1,267 | 131 | 23 | 87 | 903 | 123 |
| Ward 3 | 1,611 | 349 | 266 | 7 | 945 | 44 | Ward 14 | 1,220 | 196 | 28 | 8 | 922 | 66 |
| Ward 4 | 521 | 297 | 65 | 2 | 149 | 8 | Ward 15 | 1,308 | 252 | 145 | 2 | 857 | 52 |
| Ward 5 | 1,550 | 371 | 203 | 10 | 932 | 44 | Ward 16 | 900 | 130 | 121 | 1 | 605 | 43 |
| Ward 6 | 1,573 | 318 | 190 | 1,020 | 45 | Ward 17 | 223 | 28 | 30 | 27 | 115 | 23 | |
| Ward 7 | 807 | 119 | 69 | 68 | 529 | 22 | Ward 18 | 102 | 52 | 2 | 4 | 27 | 17 |
| Ward 8 | 550 | 94 | 41 | 1 | 392 | 23 | Ward 19 | 267 | 129 | 35 | 1 | 101 | 1 |
| Ward 9 | 455 | 26 | 14 | 1 | 384 | 31 | Ward 20 | 718 | 117 | 44 | 4 | 542 | 11 |
| Ward 10 | 936 | 164 | 85 | 1 | 676 | 70 | Ward 21 | 1,063 | 288 | 32 | 18 | 632 | 43 |
| Ward 11 | 713 | 139 | 215 | 6 | 329 | 24 | Ward 22 | 90 | 19 | 5 | 1 | 59 | 7 |
| Ward 12 | 1,141 | 275 | 58 | 3 | 788 | 17 | Ward 23 | 348 | 118 | 29 | 17 | 182 | 2 |
| Ward 13 | 449 | 124 | 84 | 1 | 282 | 9 | Ward 24 | 754 | 139 | 9 | 1 | 583 | 22 |
| Ward 14 | 1,159 | 264 | 134 | 5 | 723 | 38 | Nashville city | | | | | | |
| Ward 15 | 772 | 113 | 33 | 1 | 594 | 32 | Ward 1 | 18,060 | 3,320 | 628 | 471 | 12,564 | 1,077 |
| Ward 16 | 1,002 | 225 | 115 | 2 | 615 | 45 | Ward 2 | 948 | 242 | 27 | 3 | 645 | 31 |
| Ward 17 | 683 | 65 | 36 | 4 | 555 | 23 | Ward 3 | 1,144 | 323 | 51 | 17 | 785 | 18 |
| Ward 18 | 1,010 | 219 | 143 | 7 | 617 | 24 | Ward 4 | 844 | 64 | 49 | 190 | 525 | 16 |
| Ward 19 | 405 | 43 | 18 | 56 | 278 | 10 | Ward 5 | 1,223 | 71 | 7 | 16 | 1,101 | 28 |
| Ward 20 | 1,602 | 466 | 367 | 3 | 751 | 15 | Ward 6 | 421 | 9 | 1 | 1 | 338 | 73 |
| Ward 21 | 1,193 | 534 | 73 | 25 | 519 | 37 | Ward 7 | 865 | 82 | 15 | 21 | 620 | 127 |
| Ward 22 | 526 | 83 | 110 | 31 | 289 | 13 | Ward 8 | 747 | 153 | 14 | 3 | 541 | 31 |
| Shamokin borough | | | | | | Ward 9 | | | | | | | |
| Sharon borough | 3,561 | 537 | 321 | 34 | 2,591 | 78 | Ward 10 | 936 | 137 | 22 | 1 | 754 | 23 |
| Shenandoah borough | 1,918 | 535 | 189 | 90 | 1,030 | 74 | Ward 11 | 1,280 | 290 | 25 | 7 | 851 | 107 |
| South Bethlehem borough (Northampton county) | 3,620 | 437 | 233 | 33 | 2,717 | 100 | Ward 12 | 520 | 155 | 44 | 1 | 303 | 13 |
| Steelton borough | 2,140 | 268 | 182 | 7 | 1,620 | 63 | Ward 13 | 680 | 133 | 9 | 1 | 470 | 17 |
| Sunbury borough | 2,196 | 470 | 335 | 10 | 1,364 | 17 | Ward 14 | 731 | 21 | 7 | 6 | 522 | 175 |
| Titusville city | 1,986 | 714 | 276 | 12 | 922 | 62 | Ward 15 | 1,234 | 120 | 11 | 107 | 949 | 47 |
| Warren borough | 1,851 | 568 | 359 | 10 | 889 | 25 | Ward 16 | 1,287 | 308 | 46 | 6 | 828 | 99 |
| West Chester borough | 2,129 | 465 | 401 | 2 | 1,220 | 41 | Ward 17 | 1,025 | 194 | 55 | 77 | 645 | 54 |
| Wilkesbarre city | 10,140 | 2,009 | 1,404 | 99 | 6,400 | 228 | Ward 18 | 927 | 224 | 13 | 9 | 633 | 48 |
| Wilkesburg borough | 2,443 | 366 | 488 | 6 | 1,499 | 84 | Ward 19 | 781 | 186 | 39 | 1 | 514 | 41 |
| Williamsport city | 6,490 | 1,403 | 859 | 134 | 3,953 | 136 | Ward 20 | 743 | 221 | 70 | 1 | 392 | 59 |
| York city | 7,430 | 1,824 | 901 | 71 | 4,401 | 233 | Ward 21 | 966 | 179 | 39 | 5 | 720 | 23 |
| Rhode Island: | | | | | | Texas: | | | | | | | |
| Central Falls City | 3,482 | 251 | 415 | 8 | 2,743 | 65 | Austin city | 4,321 | 1,546 | 306 | 28 | 2,377 | 64 |
| Cranston town | 2,622 | 466 | 473 | 2 | 1,588 | 93 | Beaumont city | 1,732 | 517 | 135 | 5 | 937 | 138 |
| | | | | | | Corsicana city | | | | | | | |
| | | | | | | Dallas city | | | | | | | |
| | | | | | | Denison city | | | | | | | |
| | | | | | | | | | | | | | |

PROPRIETORSHIP OF HOMES.

TABLE 107.—PRIVATE FAMILIES OCCUPYING OWNED AND HIRED AND FREE AND ENCUMBERED HOMES, FOR PLACES HAVING 8,000 INHABITANTS OR MORE, AND BY WARDS FOR CERTAIN CITIES: 1900—Continued.

| CITIES, TOWNS, VILLAGES, AND BOROUGHES. | ALL HOMES. | | | | | | CITIES, TOWNS, VILLAGES, AND BOROUGHES. | ALL HOMES. | | | | | |
|---|------------|--------|-------------|-----------|--------|-----------|---|------------|--------|-------------|-----------|--------|-----------|
| | Total. | Owned. | | | Hired. | Un-known. | | Total. | Owned. | | | Hired. | Un-known. |
| | | Free. | Encumbered. | Un-known. | | | | | Free. | Encumbered. | Un-known. | | |
| Texas—Continued. | | | | | | | | | | | | | |
| El Paso city..... | 3,273 | 700 | 142 | 14 | 2,295 | 122 | Charleston city..... | 2,361 | 610 | 155 | 41 | 1,473 | 82 |
| Fort Worth city..... | 5,659 | 1,424 | 500 | 90 | 3,290 | 355 | Huntington city..... | 2,544 | 458 | 121 | 64 | 1,825 | 76 |
| Galveston city..... | 7,727 | 1,867 | 399 | 231 | 4,885 | 345 | Parkersburg city..... | 2,549 | 807 | 186 | 11 | 1,481 | 64 |
| Houston city..... | 9,224 | 1,907 | 435 | 349 | 5,800 | 733 | Wheeling city..... | 8,545 | 2,128 | 666 | 43 | 5,438 | 270 |
| Laredo city..... | 3,015 | 817 | 12 | 142 | 1,742 | 302 | Wisconsin: | | | | | | |
| Palestine city..... | 1,768 | 617 | 210 | 2 | 910 | 29 | Appleton city..... | 3,194 | 1,236 | 636 | 52 | 1,219 | 51 |
| Paris city..... | 2,033 | 732 | 94 | 1 | 1,129 | 77 | Ashland city..... | 2,416 | 729 | 236 | 16 | 1,392 | 43 |
| San Antonio city..... | 10,999 | 3,252 | 470 | 215 | 6,411 | 651 | Beloit city..... | 2,273 | 744 | 327 | 49 | 1,102 | 51 |
| Sherman city..... | 2,215 | 862 | 215 | 2 | 1,125 | 11 | Chippewa Falls city..... | 1,613 | 735 | 210 | 9 | 606 | 53 |
| Tyler town..... | 1,710 | 477 | 125 | 9 | 1,070 | 29 | Eau Claire city..... | 3,632 | 1,287 | 550 | 46 | 1,637 | 112 |
| Waco city..... | 4,079 | 1,230 | 350 | 18 | 2,357 | 124 | Fond du Lac city..... | 3,337 | 1,511 | 449 | 31 | 1,249 | 97 |
| Utah: | | | | | | | Green Bay city..... | | | | | | |
| Ogden city..... | 3,284 | 1,171 | 213 | 30 | 1,778 | 92 | Janesville city..... | 3,006 | 1,113 | 485 | 22 | 1,275 | 111 |
| Salt Lake City..... | 11,554 | 3,189 | 1,202 | 81 | 6,700 | 382 | Kenosha city..... | 2,373 | 633 | 533 | 2 | 1,110 | 45 |
| Vermont: | | | | | | | La Crosse city..... | | | | | | |
| Barre city..... | 1,740 | 246 | 322 | 1 | 1,147 | 24 | Madison city..... | 3,799 | 1,220 | 527 | 70 | 1,829 | 153 |
| Burlington city..... | 3,847 | 804 | 691 | 23 | 2,266 | 63 | Manitowoc city..... | 2,430 | 965 | 465 | 11 | 933 | 56 |
| Rutland city..... | 2,623 | 610 | 524 | 14 | 1,412 | 68 | Marquette city..... | 3,120 | 1,167 | 493 | 7 | 1,345 | 108 |
| Virginia: | | | | | | | Merrill city..... | | | | | | |
| Alexandria city..... | 3,140 | 855 | 199 | 17 | 1,944 | 125 | Milwaukee city..... | 58,889 | 9,541 | 11,278 | 136 | 37,466 | 468 |
| Danville city..... | 3,544 | 580 | 310 | 48 | 2,361 | 245 | Ward 1..... | 1,889 | 443 | 183 | 3 | 1,247 | 13 |
| Lynchburg city..... | 3,967 | 771 | 192 | 35 | 2,724 | 245 | Ward 2..... | 2,217 | 239 | 158 | 3 | 1,795 | 22 |
| Manchester city..... | 2,026 | 342 | 130 | 7 | 1,486 | 61 | Ward 3..... | 1,079 | 118 | 88 | 1 | 920 | 2 |
| Newport News city..... | 3,614 | 298 | 420 | 12 | 2,784 | 100 | Ward 4..... | 2,142 | 213 | 85 | 37 | 1,766 | 41 |
| Norfolk city..... | 9,742 | 1,234 | 326 | 14 | 7,922 | 196 | Ward 5..... | 2,017 | 407 | 149 | 4 | 1,448 | 9 |
| Petersburg city..... | 5,090 | 1,301 | 169 | 30 | 3,205 | 385 | Ward 6..... | 3,078 | 523 | 283 | 18 | 2,230 | 24 |
| Portsmouth city..... | 3,461 | 625 | 320 | 43 | 2,402 | 71 | Ward 7..... | 1,211 | 199 | 36 | 1 | 908 | 67 |
| Richmond city..... | 17,549 | 2,259 | 748 | 558 | 12,408 | 1,576 | Ward 8..... | 3,331 | 773 | 533 | 14 | 2,433 | 28 |
| Clay ward..... | 4,478 | 703 | 182 | 151 | 2,863 | 479 | Ward 9..... | 3,910 | 582 | 550 | 4 | 2,765 | 9 |
| Jackson ward..... | 4,191 | 527 | 213 | 110 | 3,048 | 293 | Ward 10..... | 3,330 | 625 | 694 | 4 | 2,495 | 12 |
| Jefferson ward..... | 1,990 | 179 | 38 | 56 | 1,533 | 184 | Ward 11..... | 4,338 | 690 | 1,131 | 3 | 2,504 | 10 |
| Madison ward..... | 1,485 | 170 | 52 | 27 | 1,093 | 143 | Ward 12..... | 2,672 | 505 | 396 | 3 | 1,757 | 14 |
| Marshall ward..... | 2,790 | 335 | 142 | 156 | 1,938 | 159 | Ward 13..... | 3,658 | 594 | 791 | 4 | 2,216 | 53 |
| Monroe ward..... | 2,615 | 345 | 121 | 58 | 1,773 | 318 | Ward 14..... | 3,591 | 400 | 1,195 | 10 | 1,959 | 27 |
| Roanoke city..... | 4,282 | 659 | 424 | 112 | 2,907 | 180 | Ward 15..... | 2,814 | 529 | 430 | 5 | 1,827 | 23 |
| Washington: | | | | | | | Ward 16..... | | | | | | |
| Seattle city..... | 13,139 | 2,780 | 903 | 96 | 8,171 | 1,189 | Ward 17..... | 1,931 | 564 | 280 | 8 | 1,054 | 25 |
| Ward 1..... | 1,330 | 235 | 23 | 1 | 972 | 100 | Ward 18..... | 2,047 | 368 | 487 | 3 | 1,182 | 7 |
| Ward 2..... | 1,392 | 298 | 150 | 1 | 851 | 92 | Ward 19..... | 2,717 | 485 | 600 | 8 | 1,599 | 25 |
| Ward 3..... | 1,406 | 390 | 167 | 3 | 679 | 167 | Ward 20..... | 3,914 | 477 | 1,121 | 2 | 2,289 | 25 |
| Ward 4..... | 1,253 | 86 | 29 | 3 | 847 | 288 | Ward 21..... | 3,532 | 490 | 1,237 | 3 | 1,782 | 20 |
| Ward 5..... | 1,242 | 134 | 26 | 7 | 941 | 184 | Oshkosh city..... | 2,471 | 317 | 901 | 1 | 1,240 | 12 |
| Ward 6..... | 1,761 | 160 | 33 | 16 | 1,458 | 94 | Racine city..... | 6,126 | 2,035 | 1,509 | 257 | 2,134 | 191 |
| Ward 7..... | 1,848 | 537 | 226 | 16 | 980 | 89 | Sheboygan city..... | 6,148 | 1,457 | 1,554 | 113 | 2,920 | 104 |
| Ward 8..... | 1,565 | 340 | 113 | 42 | 965 | 100 | Stevens Point city..... | 4,854 | 1,288 | 1,168 | 20 | 2,335 | 43 |
| Ward 9..... | 1,292 | 600 | 131 | 8 | 478 | 75 | Superior city..... | 1,967 | 891 | 320 | 5 | 692 | 59 |
| Spokane city..... | 7,608 | 1,789 | 811 | 147 | 4,642 | 219 | Watertown city..... | 5,377 | 1,172 | 337 | 351 | 3,321 | 196 |
| Tacoma city..... | 7,582 | 1,622 | 441 | 64 | 4,863 | 592 | Wausau city..... | 1,999 | 891 | 415 | 63 | 595 | 35 |
| Wallawalla city..... | 1,702 | 607 | 108 | 7 | 930 | 50 | Wyoming: | | | | | | |
| | | | | | | | Cheyenne city..... | | | | | | |
| | | | | | | | Laramie city..... | | | | | | |

STATISTICS OF POPULATION.

TABLE 108.—PERSONS OWNING AND HIRING THEIR HOMES,

[This presentation is limited

| STATES AND TERRITORIES. | | ALL HOMES. | | | | | | |
|-------------------------|--------------------------------------|------------|-----------|-----------|-------------|----------|-----------|----------|
| | | Aggregate. | Owned. | | | | Hired. | Unknown. |
| | | | Total. | Free. | Encumbered. | Unknown. | | |
| 1 | The United States ¹ | 16,006,437 | 7,218,755 | 4,739,914 | 2,180,229 | 298,612 | 8,246,747 | 540,935 |
| 2 | Native white..... | 10,219,322 | 5,064,848 | 3,394,298 | 1,459,840 | 210,710 | 4,854,244 | 300,230 |
| 3 | Foreign white..... | 3,864,560 | 1,730,970 | 1,045,431 | 630,014 | 55,525 | 2,026,394 | 107,196 |
| 4 | Negro ² | 1,833,854 | 373,480 | 255,184 | 89,901 | 28,395 | 1,335,324 | 125,050 |
| 5 | Indian..... | 57,693 | 47,183 | 43,181 | 340 | 3,662 | 4,554 | 5,956 |
| 6 | Chinese and Japanese..... | 31,008 | 2,274 | 1,820 | 134 | 320 | 23,231 | 2,508 |
| 7 | Alabama..... | 370,980 | 122,449 | 94,692 | 20,549 | 7,208 | 231,180 | 17,351 |
| 8 | Native white..... | 186,264 | 95,760 | 76,517 | 14,016 | 5,227 | 85,341 | 5,163 |
| 9 | Foreign white..... | 6,300 | 3,137 | 2,680 | 333 | 124 | 2,989 | 174 |
| 10 | Negro ² | 178,365 | 23,536 | 15,480 | 6,200 | 1,856 | 142,819 | 12,010 |
| 11 | Indian..... | 31 | 16 | 15 | | 1 | 13 | 2 |
| 12 | Chinese and Japanese..... | 20 | | | | | 18 | 2 |
| 13 | Alaska..... | 12,183 | 7,212 | 7,190 | 22 | | 1,644 | 3,827 |
| 14 | Native white..... | 2,998 | 1,389 | 1,377 | 12 | | 702 | 907 |
| 15 | Foreign white..... | 2,044 | 1,067 | 1,059 | 8 | | 446 | 531 |
| 16 | Negro ² | 16 | 6 | 6 | | | 2 | 8 |
| 17 | Indian..... | 7,082 | 4,741 | 4,739 | 2 | | 469 | 1,872 |
| 18 | Chinese and Japanese..... | 43 | 9 | 9 | | | 25 | 9 |
| 19 | Arizona..... | 27,817 | 15,817 | 13,259 | 1,009 | 1,049 | 10,545 | 1,955 |
| 20 | Native white..... | 13,603 | 6,603 | 5,300 | 745 | 558 | 5,967 | 1,033 |
| 21 | Foreign white..... | 3,090 | 3,429 | 2,835 | 250 | 344 | 4,068 | 398 |
| 22 | Negro ² | 309 | 85 | 69 | 11 | 5 | 137 | 37 |
| 23 | Indian..... | 5,622 | 5,176 | 5,036 | | 140 | 225 | 221 |
| 24 | Chinese and Japanese..... | 193 | 24 | 19 | 3 | 2 | 145 | 21 |
| 25 | Arkansas..... | 262,421 | 119,827 | 95,510 | 16,469 | 7,848 | 130,411 | 12,183 |
| 26 | Native white..... | 179,184 | 98,939 | 81,325 | 11,474 | 6,140 | 73,940 | 6,305 |
| 27 | Foreign white..... | 6,399 | 4,043 | 3,227 | 558 | 263 | 2,120 | 231 |
| 28 | Negro ² | 76,803 | 16,833 | 10,958 | 4,436 | 1,444 | 54,324 | 5,641 |
| 29 | Indian..... | 10 | 2 | | 1 | 1 | 5 | 3 |
| 30 | Chinese and Japanese..... | 25 | | | | | 22 | 3 |
| 31 | California..... | 324,690 | 146,994 | 100,228 | 40,216 | 6,550 | 162,275 | 15,421 |
| 32 | Native white..... | 189,128 | 84,871 | 56,719 | 24,334 | 3,818 | 94,928 | 9,329 |
| 33 | Foreign white..... | 123,521 | 58,449 | 40,556 | 15,546 | 2,347 | 60,409 | 4,663 |
| 34 | Negro ² | 2,661 | 861 | 545 | 285 | 31 | 1,623 | 172 |
| 35 | Indian..... | 3,450 | 2,252 | 1,970 | 19 | 263 | 429 | 769 |
| 36 | Chinese and Japanese..... | 5,980 | 561 | 438 | 32 | 91 | 4,881 | 488 |
| 37 | Colorado..... | 122,349 | 54,965 | 39,000 | 12,923 | 3,042 | 61,886 | 5,998 |
| 38 | Native white..... | 85,819 | 37,116 | 25,501 | 9,338 | 2,277 | 44,076 | 4,627 |
| 39 | Foreign white..... | 33,992 | 17,044 | 12,885 | 3,421 | 738 | 15,679 | 1,269 |
| 40 | Negro ² | 2,052 | 467 | 280 | 163 | 24 | 1,493 | 92 |
| 41 | Indian..... | 346 | 330 | 326 | 1 | 3 | 11 | 5 |
| 42 | Chinese and Japanese..... | 140 | 8 | 8 | | | 127 | 5 |
| 43 | Connecticut..... | 200,640 | 76,855 | 37,930 | 37,496 | 1,429 | 119,094 | 4,691 |
| 44 | Native white..... | 116,803 | 51,160 | 28,457 | 21,693 | 1,010 | 62,888 | 2,805 |
| 45 | Foreign white..... | 30,201 | 25,086 | 9,212 | 15,464 | 410 | 58,393 | 1,722 |
| 46 | Negro ² | 3,303 | 599 | 255 | 337 | 7 | 2,572 | 132 |
| 47 | Indian..... | 40 | 6 | 4 | 1 | 1 | 21 | 13 |
| 48 | Chinese and Japanese..... | 298 | 4 | 2 | 1 | 1 | 270 | 19 |
| 49 | Delaware..... | 39,007 | 13,641 | 7,759 | 5,115 | 767 | 23,835 | 1,531 |
| 50 | Native white..... | 28,064 | 10,602 | 6,216 | 3,812 | 574 | 16,621 | 841 |
| 51 | Foreign white..... | 4,893 | 1,740 | 871 | 813 | 56 | 2,914 | 239 |
| 52 | Negro ² | 6,014 | 1,297 | 671 | 489 | 137 | 4,271 | 446 |
| 53 | Indian..... | 1 | 1 | | | | | |
| 54 | Chinese and Japanese..... | 35 | 1 | 1 | | | 29 | 5 |
| 55 | District of Columbia..... | 55,465 | 12,998 | 8,441 | 4,261 | 296 | 40,753 | 1,714 |
| 56 | Native white..... | 30,890 | 8,314 | 5,247 | 2,890 | 177 | 21,611 | 965 |
| 57 | Foreign white..... | 7,125 | 2,719 | 1,924 | 731 | 64 | 4,247 | 159 |
| 58 | Negro ² | 17,269 | 1,964 | 1,269 | 640 | 55 | 14,721 | 584 |
| 59 | Indian..... | 2 | 1 | | | | 1 | |
| 60 | Chinese and Japanese..... | 179 | | | | | 173 | 6 |
| 61 | Florida..... | 113,629 | 50,980 | 40,810 | 5,469 | 4,651 | 55,920 | 6,779 |
| 62 | Native white..... | 54,055 | 32,677 | 27,228 | 2,852 | 2,597 | 19,023 | 2,355 |
| 63 | Foreign white..... | 7,681 | 3,091 | 2,429 | 332 | 330 | 4,309 | 281 |
| 64 | Negro ² | 51,751 | 15,157 | 11,149 | 2,234 | 1,724 | 32,529 | 4,065 |
| 65 | Indian..... | 80 | 1 | 1 | | | 5 | 74 |
| 66 | Chinese and Japanese..... | 62 | 4 | 3 | 1 | | 54 | 4 |

¹ Includes persons in the military and naval service of the United States (including civilian employees, etc.) stationed abroad, not credited to any state or territory.

*

PROPRIETORSHIP OF HOMES.

CLASSIFIED BY COLOR, BY STATES AND TERRITORIES: 1900.

to private families.]

| FARM HOMES. | | | | | | | OTHER HOMES. | | | | | | | |
|-------------|-----------|-----------|-------------|-----------|-----------|-----------|--------------|-----------|-----------|-------------|-----------|-----------|-----------|----|
| Aggregate. | Owned. | | | | Hired. | Un-known. | Aggregate. | Owned. | | | | Hired. | Un-known. | |
| | Total. | Free. | Encumbered. | Un-known. | | | | Total. | Free. | Encumbered. | Un-known. | | | |
| 5,691,191 | 3,639,360 | 2,419,995 | 1,093,235 | 126,130 | 2,010,959 | 40,872 | 10,315,246 | 3,579,395 | 2,319,919 | 1,086,994 | 172,482 | 6,235,788 | 500,063 | 1 |
| 4,114,916 | 2,785,007 | 1,898,991 | 791,239 | 94,727 | 1,301,259 | 28,650 | 6,104,406 | 2,279,841 | 1,495,307 | 668,561 | 115,983 | 3,552,985 | 271,580 | 2 |
| 791,995 | 639,972 | 371,203 | 251,570 | 17,199 | 147,646 | 4,377 | 3,072,565 | 1,090,998 | 674,228 | 378,444 | 38,326 | 1,878,748 | 102,819 | 3 |
| 758,467 | 191,147 | 128,855 | 50,140 | 12,152 | 560,005 | 7,315 | 1,075,387 | 182,333 | 126,329 | 39,761 | 16,243 | 775,319 | 117,735 | 4 |
| 24,683 | 28,091 | 20,844 | 210 | 2,087 | 1,101 | 491 | 33,010 | 24,092 | 22,337 | 130 | 1,625 | 3,452 | 5,465 | 5 |
| 1,130 | 143 | 102 | 26 | 15 | 948 | 39 | 29,878 | 2,131 | 1,718 | 108 | 305 | 25,283 | 2,464 | 6 |
| 217,348 | 91,639 | 70,438 | 16,785 | 4,416 | 124,063 | 1,646 | 153,632 | 30,310 | 24,254 | 3,764 | 2,792 | 107,117 | 15,705 | 7 |
| 123,332 | 76,664 | 61,403 | 11,892 | 3,369 | 45,953 | 785 | 62,912 | 19,096 | 15,114 | 2,124 | 1,858 | 39,388 | 4,428 | 8 |
| 1,156 | 1,010 | 853 | 129 | 28 | 140 | 6 | 5,144 | 2,127 | 1,827 | 204 | 96 | 2,349 | 168 | 9 |
| 92,830 | 13,956 | 8,172 | 4,764 | 1,019 | 77,970 | 905 | 83,535 | 9,581 | 7,308 | 1,436 | 837 | 64,849 | 11,105 | 10 |
| 10 | 10 | 10 | | | | | 21 | 6 | 5 | | 1 | 13 | 2 | 11 |
| | | | | | | | 20 | | | | | 18 | 2 | 12 |
| 24 | 22 | 19 | 3 | | 2 | | 12,159 | 7,190 | 7,171 | 19 | | 1,642 | 3,327 | 13 |
| 16 | 16 | 14 | 2 | | | | 2,982 | 1,373 | 1,363 | 10 | | 702 | 907 | 14 |
| 5 | 5 | 5 | | | | | 2,039 | 1,062 | 1,054 | 8 | | 446 | 581 | 15 |
| | | | | | | | 16 | 6 | | | | 2 | 8 | 16 |
| 3 | 1 | | 1 | | 2 | | 7,079 | 4,740 | 4,739 | 1 | | 467 | 1,872 | 17 |
| | | | | | | | 43 | 9 | | | | 25 | 9 | 18 |
| 7,283 | 6,452 | 5,924 | 380 | 148 | 733 | 98 | 20,534 | 8,865 | 7,335 | 629 | 901 | 9,812 | 1,857 | 19 |
| 2,988 | 2,427 | 2,034 | 296 | 97 | 505 | 56 | 10,615 | 4,176 | 3,266 | 449 | 461 | 5,462 | 977 | 20 |
| 805 | 624 | 499 | 84 | 41 | 171 | 10 | 7,285 | 2,805 | 2,336 | 166 | 303 | 3,897 | 533 | 21 |
| 10 | 9 | 7 | | 2 | 1 | | 299 | 76 | 62 | 11 | 3 | 136 | 87 | 22 |
| 3,474 | 3,391 | 3,383 | | 8 | 51 | 32 | 2,148 | 1,785 | 1,633 | | 132 | 174 | 139 | 23 |
| 6 | 1 | 1 | | | 5 | | 187 | 23 | 18 | 3 | 2 | 143 | 21 | 24 |
| 175,869 | 94,344 | 77,089 | 12,833 | 4,422 | 79,592 | 1,933 | 36,552 | 25,483 | 18,421 | 3,636 | 3,426 | 50,319 | 10,250 | 25 |
| 125,368 | 80,165 | 67,568 | 9,052 | 3,545 | 44,172 | 1,031 | 53,816 | 18,774 | 13,757 | 2,422 | 2,595 | 29,768 | 5,274 | 26 |
| 2,948 | 2,465 | 2,040 | 304 | 121 | 473 | 10 | 3,451 | 1,533 | 1,137 | 254 | 142 | 1,647 | 221 | 27 |
| 47,547 | 11,713 | 7,481 | 3,477 | 755 | 34,944 | 390 | 29,236 | 5,125 | 3,477 | 959 | 639 | 19,330 | 4,731 | 28 |
| 2 | 1 | | | 1 | 1 | | 3 | 1 | | 1 | | 4 | 3 | 29 |
| 4 | | | | | 2 | | 21 | | | | | 20 | 1 | 30 |
| 70,217 | 51,093 | 33,620 | 15,979 | 1,494 | 18,212 | 912 | 254,473 | 95,901 | 66,608 | 24,237 | 5,056 | 144,063 | 14,509 | 31 |
| 44,537 | 32,694 | 21,200 | 10,504 | 990 | 11,243 | 600 | 144,591 | 52,177 | 35,519 | 13,830 | 2,828 | 33,685 | 8,729 | 32 |
| 24,214 | 17,612 | 11,717 | 5,438 | 457 | 6,345 | 257 | 99,307 | 40,337 | 28,839 | 10,108 | 1,890 | 54,064 | 4,406 | 33 |
| 143 | 90 | 64 | 25 | 1 | 50 | 3 | 2,518 | 771 | 481 | 260 | 30 | 1,578 | 169 | 34 |
| 729 | 673 | 625 | 5 | 43 | 20 | 36 | 1,579 | 1,345 | 1,345 | 14 | 220 | 409 | 733 | 35 |
| 594 | 24 | 14 | 7 | 3 | 554 | 16 | 5,336 | 537 | 424 | 25 | 88 | 4,327 | 472 | 36 |
| 24,602 | 17,850 | 12,447 | 4,610 | 793 | 6,364 | 388 | 97,747 | 37,115 | 26,553 | 8,313 | 2,249 | 55,022 | 5,610 | 37 |
| 18,430 | 13,042 | 8,931 | 3,496 | 615 | 5,066 | 322 | 67,339 | 24,074 | 16,570 | 5,842 | 1,662 | 39,010 | 4,305 | 38 |
| 6,094 | 4,743 | 3,460 | 1,106 | 177 | 1,235 | 66 | 27,898 | 12,301 | 9,425 | 2,315 | 561 | 14,394 | 1,203 | 39 |
| 61 | 49 | 41 | 7 | 1 | 12 | | 1,991 | 418 | 239 | 156 | 23 | 1,481 | 92 | 40 |
| 17 | 16 | 15 | 1 | | 1 | | 329 | 314 | 311 | | 8 | 10 | 5 | 41 |
| | | | | | | | 140 | 8 | 8 | | | 127 | 5 | 42 |
| 26,496 | 22,669 | 13,250 | 9,098 | 321 | 3,656 | 171 | 174,144 | 54,186 | 24,680 | 28,398 | 1,108 | 115,438 | 4,520 | 43 |
| 20,668 | 17,722 | 11,110 | 6,341 | 271 | 2,799 | 147 | 96,135 | 33,438 | 17,347 | 15,352 | 739 | 60,039 | 2,658 | 44 |
| 5,706 | 4,861 | 2,098 | 2,713 | 50 | 821 | 24 | 74,495 | 20,225 | 7,114 | 12,751 | 360 | 52,572 | 1,698 | 45 |
| 119 | 84 | 40 | 44 | | 35 | | 3,134 | 515 | 215 | 293 | 7 | 2,337 | 132 | 46 |
| 3 | 2 | 2 | | | 1 | | 37 | 4 | 2 | 1 | 1 | 20 | 13 | 47 |
| | | | | | | | 293 | 4 | 2 | 1 | 1 | 270 | 19 | 48 |
| 9,669 | 4,716 | 2,803 | 1,611 | 302 | 4,878 | 75 | 29,338 | 8,925 | 4,956 | 3,504 | 465 | 18,957 | 1,456 | 49 |
| 8,477 | 4,125 | 2,494 | 1,369 | 262 | 4,238 | 64 | 19,537 | 6,477 | 3,722 | 2,443 | 312 | 12,333 | 777 | 50 |
| 364 | 254 | 127 | 118 | 9 | 109 | 1 | 4,529 | 1,486 | 744 | 695 | 47 | 2,305 | 238 | 51 |
| 827 | 336 | 181 | 124 | 31 | 451 | 10 | 5,137 | 961 | 490 | 365 | 106 | 3,790 | 436 | 52 |
| 1 | 1 | 1 | | | | | 34 | 1 | | 1 | | 29 | 5 | 53 |
| 261 | 144 | 116 | 27 | 1 | 112 | 5 | 55,204 | 12,354 | 8,325 | 4,234 | 235 | 40,641 | 1,709 | 54 |
| 173 | 91 | 71 | 19 | 1 | 77 | 5 | 30,717 | 8,223 | 5,176 | 2,871 | 176 | 21,534 | 960 | 56 |
| 70 | 44 | 39 | 5 | | 26 | | 7,055 | 2,675 | 1,835 | 726 | 64 | 4,221 | 159 | 57 |
| 18 | 9 | 6 | 3 | | 9 | | 17,251 | 1,955 | 1,263 | 637 | 55 | 14,712 | 534 | 58 |
| | | | | | | | 2 | 1 | 1 | | | 1 | 6 | 59 |
| | | | | | | | 179 | | | | | 178 | 6 | 60 |
| 40,837 | 28,614 | 24,064 | 2,773 | 1,777 | 11,873 | 400 | 72,742 | 22,316 | 16,746 | 2,696 | 2,874 | 44,047 | 6,379 | 61 |
| 25,303 | 21,001 | 13,324 | 1,643 | 1,034 | 4,569 | 233 | 28,252 | 11,676 | 8,904 | 1,209 | 1,563 | 14,454 | 2,122 | 62 |
| 1,193 | 1,012 | 866 | 93 | 53 | 176 | 5 | 6,438 | 2,079 | 1,563 | 239 | 277 | 4,133 | 276 | 63 |
| 13,837 | 6,599 | 4,372 | 1,037 | 690 | 7,126 | 162 | 37,864 | 8,558 | 6,277 | 1,247 | 1,034 | 25,403 | 3,903 | 64 |
| 3 | 1 | 1 | | | 2 | | 77 | | | | | 3 | 74 | 65 |
| 1 | 1 | 1 | | | | | 61 | 3 | 2 | 1 | | 54 | 4 | 66 |

* Includes all persons of negro descent.

STATISTICS OF POPULATION.

TABLE 108.—PERSONS OWNING AND HIRING THEIR HOMES.

| STATES AND TERRITORIES. | | ALL HOMES. | | | | | | |
|-------------------------|----------------------------|------------|---------|---------|-------------|----------|---------|----------|
| | | Aggregate. | Owned. | | | | Hired. | Unknown. |
| | | | Total. | Free. | Encumbered. | Unknown. | | |
| 1 | Georgia | 450,712 | 129,667 | 101,114 | 17,603 | 10,950 | 291,447 | 29,598 |
| 2 | Native white | 223,900 | 100,852 | 80,293 | 12,335 | 8,224 | 114,067 | 8,981 |
| 3 | Foreign white | 5,429 | 2,176 | 1,696 | 279 | 201 | 3,011 | 242 |
| 4 | Negro ¹ | 221,254 | 26,636 | 19,123 | 4,938 | 2,525 | 174,251 | 20,367 |
| 5 | Indian | 7 | 1 | 1 | | | 6 | |
| 6 | Chinese and Japanese | 122 | 2 | 1 | 1 | | 112 | 8 |
| 7 | Hawaii | 29,763 | 6,321 | 5,172 | 438 | 711 | 21,086 | 2,356 |
| 8 | Native white | 9,413 | 3,816 | 3,195 | 238 | 383 | 4,734 | 863 |
| 9 | Foreign white | 5,130 | 1,468 | 1,185 | 144 | 139 | 3,488 | 174 |
| 10 | Negro ¹ | 59 | 23 | 21 | 1 | 1 | 35 | 1 |
| 11 | Indian | | | | | | | |
| 12 | Chinese and Japanese | 15,161 | 1,014 | 771 | 55 | 188 | 12,829 | 1,318 |
| 13 | Idaho | 35,819 | 24,370 | 20,163 | 3,215 | 992 | 9,218 | 2,231 |
| 14 | Native white | 24,734 | 16,117 | 13,155 | 2,235 | 727 | 7,007 | 1,610 |
| 15 | Foreign white | 9,430 | 6,994 | 5,770 | 970 | 254 | 1,961 | 475 |
| 16 | Negro ¹ | 81 | 36 | 26 | 7 | 3 | 39 | 6 |
| 17 | Indian | 1,198 | 1,054 | 1,050 | | 4 | 25 | 119 |
| 18 | Chinese and Japanese | 376 | 169 | 162 | 3 | 4 | 186 | 21 |
| 19 | Illinois | 1,024,189 | 451,597 | 273,594 | 161,615 | 16,388 | 547,369 | 25,223 |
| 20 | Native white | 624,715 | 284,689 | 177,416 | 96,716 | 10,557 | 323,991 | 16,035 |
| 21 | Foreign white | 379,867 | 162,418 | 93,632 | 63,165 | 5,621 | 209,241 | 8,208 |
| 22 | Negro ¹ | 19,240 | 4,479 | 2,539 | 1,730 | 210 | 13,810 | 951 |
| 23 | Indian | 14 | 4 | 3 | 1 | | 9 | 1 |
| 24 | Chinese and Japanese | 353 | 7 | 4 | 3 | | 318 | 28 |
| 25 | Indiana | 567,072 | 312,283 | 200,035 | 108,643 | 8,605 | 242,588 | 12,201 |
| 26 | Native white | 489,615 | 266,457 | 169,346 | 89,618 | 7,493 | 212,891 | 10,267 |
| 27 | Foreign white | 64,592 | 42,295 | 28,754 | 12,531 | 1,010 | 20,009 | 1,288 |
| 28 | Negro ¹ | 12,756 | 3,515 | 1,929 | 1,484 | 102 | 8,599 | 642 |
| 29 | Indian | 35 | 15 | 5 | 10 | | 20 | |
| 30 | Chinese and Japanese | 74 | 1 | 1 | | | 69 | 4 |
| 31 | Indian Territory | 76,017 | 24,531 | 17,309 | 463 | 6,259 | 47,746 | 3,740 |
| 32 | Native white | 57,838 | 12,937 | 9,384 | 356 | 3,197 | 42,358 | 2,543 |
| 33 | Foreign white | 2,110 | 1,048 | 803 | 25 | 220 | 976 | 87 |
| 34 | Negro ¹ | 7,355 | 3,509 | 2,594 | 55 | 1,060 | 3,482 | 364 |
| 35 | Indian | 8,706 | 7,037 | 5,228 | 27 | 1,782 | 923 | 746 |
| 36 | Chinese and Japanese | 8 | | | | | 8 | |
| 37 | Iowa | 476,710 | 282,760 | 163,640 | 112,877 | 6,243 | 183,053 | 10,897 |
| 38 | Native white | 340,856 | 191,205 | 109,464 | 77,521 | 4,220 | 141,746 | 7,905 |
| 39 | Foreign white | 132,769 | 90,554 | 53,655 | 35,002 | 1,997 | 39,351 | 2,364 |
| 40 | Negro ¹ | 2,915 | 900 | 521 | 353 | 26 | 1,892 | 123 |
| 41 | Indian | 97 | 97 | | | | | |
| 42 | Chinese and Japanese | 73 | 4 | 3 | 1 | | 64 | 5 |
| 43 | Kansas | 319,422 | 183,286 | 116,784 | 61,504 | 4,998 | 126,240 | 9,896 |
| 44 | Native white | 249,310 | 135,837 | 85,134 | 46,917 | 3,836 | 105,534 | 7,339 |
| 45 | Foreign white | 57,301 | 41,673 | 27,636 | 13,127 | 910 | 14,733 | 1,335 |
| 46 | Negro ¹ | 11,979 | 5,489 | 3,311 | 1,450 | 228 | 5,361 | 629 |
| 47 | Indian | 298 | 234 | 201 | 9 | 24 | 27 | 37 |
| 48 | Chinese and Japanese | 34 | 3 | 2 | 1 | | 25 | 6 |
| 49 | Kentucky | 434,228 | 218,142 | 172,042 | 35,034 | 11,066 | 204,009 | 12,077 |
| 50 | Native white | 349,589 | 187,078 | 149,074 | 28,691 | 9,313 | 154,162 | 8,349 |
| 51 | Foreign white | 24,291 | 13,147 | 9,711 | 2,969 | 467 | 10,671 | 473 |
| 52 | Negro ¹ | 60,311 | 17,906 | 13,248 | 3,374 | 1,284 | 39,154 | 3,251 |
| 53 | Indian | 12 | 3 | 1 | | 2 | 8 | 1 |
| 54 | Chinese and Japanese | 25 | 8 | 8 | | | 14 | 3 |
| 55 | Louisiana | 281,449 | 83,575 | 64,861 | 12,204 | 6,510 | 181,577 | 16,297 |
| 56 | Native white | 118,080 | 55,302 | 43,316 | 7,416 | 4,570 | 58,510 | 4,268 |
| 57 | Foreign white | 22,685 | 7,740 | 6,443 | 847 | 450 | 14,058 | 887 |
| 58 | Negro ¹ | 140,264 | 20,453 | 15,042 | 3,941 | 1,470 | 108,702 | 11,109 |
| 59 | Indian | 135 | 77 | 57 | | 20 | 41 | 17 |
| 60 | Chinese and Japanese | 285 | 3 | 3 | | | 266 | 16 |
| 61 | Maine | 161,588 | 102,537 | 75,262 | 24,296 | 2,979 | 55,028 | 4,023 |
| 62 | Native white | 133,438 | 90,721 | 67,302 | 20,409 | 2,510 | 39,456 | 3,261 |
| 63 | Foreign white | 27,603 | 11,526 | 7,219 | 3,349 | 458 | 15,346 | 731 |
| 64 | Negro ¹ | 292 | 121 | 80 | 32 | 9 | 166 | 15 |
| 65 | Indian | 201 | 165 | 158 | 6 | | 25 | 11 |
| 66 | Chinese and Japanese | 54 | 4 | 3 | | 1 | 45 | 5 |

¹ Includes all persons of negro descent.

PROPRIETORSHIP OF HOMES.

CLASSIFIED BY COLOR, BY STATES AND TERRITORIES: 1900—Continued.

| FARM HOMES. | | | | | | | OTHER HOMES. | | | | | | | |
|-------------|---------|---------|-------------|-----------|---------|-----------|--------------|---------|---------|-------------|-----------|---------|-----------|----|
| Aggregate. | Owned. | | | | Hired. | Un-known. | Aggregate. | Owned. | | | | Hired. | Un-known. | |
| | Total. | Free. | Encumbered. | Un-known. | | | | Total. | Free. | Encumbered. | Un-known. | | | |
| 221,213 | 88,343 | 70,222 | 12,136 | 5,985 | 180,724 | 2,146 | 229,499 | 41,324 | 30,892 | 5,467 | 4,965 | 160,723 | 27,452 | 1 |
| 136,321 | 76,083 | 61,625 | 9,365 | 5,093 | 59,699 | 1,039 | 87,079 | 24,769 | 18,668 | 2,970 | 3,131 | 54,368 | 7,942 | 2 |
| 693 | 523 | 401 | 62 | 60 | 167 | 3 | 4,736 | 1,653 | 1,295 | 217 | 141 | 2,844 | 239 | 3 |
| 83,695 | 11,736 | 8,195 | 2,709 | 832 | 70,855 | 1,104 | 137,559 | 14,900 | 10,928 | 2,279 | 1,693 | 103,396 | 19,263 | 4 |
| 3 | 1 | 1 | | | 2 | | 4 | 2 | 1 | 1 | | 4 | 8 | 5 |
| 1 | | | | | 1 | | 121 | | | | | 111 | 8 | 6 |
| 1,326 | 932 | 793 | 68 | 71 | 352 | 42 | 28,437 | 5,389 | 4,379 | 370 | 640 | 20,734 | 2,314 | 7 |
| 501 | 393 | 334 | 32 | 27 | 82 | 26 | 8,912 | 3,423 | 2,861 | 206 | 356 | 4,652 | 837 | 8 |
| 533 | 464 | 401 | 29 | 34 | 67 | 2 | 4,597 | 1,004 | 784 | 115 | 105 | 3,421 | 172 | 9 |
| 4 | 4 | 4 | | | | | 55 | 19 | 17 | 1 | 1 | 85 | 1 | 10 |
| 288 | 71 | 54 | 7 | 10 | 203 | 14 | 14,873 | 943 | 717 | 48 | 178 | 12,626 | 1,304 | 11 |
| 17,054 | 15,085 | 12,264 | 2,407 | 414 | 1,741 | 228 | 18,765 | 9,285 | 7,899 | 808 | 578 | 7,477 | 2,003 | 12 |
| 11,723 | 10,139 | 8,208 | 1,630 | 301 | 1,438 | 146 | 13,011 | 5,978 | 4,947 | 605 | 426 | 5,569 | 1,464 | 14 |
| 4,607 | 4,282 | 3,401 | 773 | 103 | 287 | 38 | 4,823 | 2,712 | 2,369 | 197 | 146 | 1,674 | 437 | 15 |
| 9 | 9 | 7 | 1 | 1 | | | 72 | 27 | 19 | 6 | 2 | 39 | 6 | 16 |
| 697 | 647 | 643 | | 4 | 6 | 44 | 501 | 407 | 407 | | | 19 | 75 | 17 |
| 18 | 8 | 5 | 3 | | 10 | | 358 | 161 | 157 | | 4 | 176 | 21 | 18 |
| 262,180 | 158,394 | 92,702 | 60,063 | 5,629 | 101,728 | 2,058 | 762,009 | 293,203 | 180,892 | 101,552 | 10,759 | 445,641 | 23,165 | 19 |
| 208,884 | 124,493 | 78,084 | 47,066 | 4,343 | 82,662 | 1,724 | 415,831 | 160,191 | 104,332 | 49,650 | 5,209 | 241,329 | 14,311 | 20 |
| 51,722 | 33,059 | 19,145 | 12,663 | 1,251 | 18,345 | 318 | 328,145 | 129,359 | 74,487 | 50,502 | 4,370 | 190,896 | 7,890 | 21 |
| 1,569 | 834 | 472 | 332 | 30 | 719 | 16 | 17,671 | 3,645 | 2,067 | 1,398 | 180 | 13,091 | 935 | 22 |
| 5 | 3 | 1 | 2 | | 2 | | 14 | 4 | 3 | 1 | | 9 | 1 | 23 |
| | | | | | | | 348 | 4 | 3 | 1 | | 316 | 28 | 24 |
| 221,240 | 156,827 | 97,202 | 55,864 | 3,761 | 62,972 | 1,441 | 345,832 | 155,456 | 102,833 | 47,779 | 4,844 | 179,616 | 10,760 | 25 |
| 202,967 | 141,565 | 87,100 | 51,141 | 3,324 | 60,054 | 1,348 | 286,648 | 124,892 | 82,246 | 38,477 | 4,169 | 152,837 | 8,919 | 26 |
| 17,193 | 14,548 | 9,684 | 4,449 | 415 | 2,567 | 78 | 47,399 | 27,747 | 19,070 | 8,032 | 595 | 18,442 | 1,210 | 27 |
| 1,064 | 705 | 415 | 268 | 22 | 344 | 15 | 11,692 | 2,310 | 1,514 | 1,216 | 80 | 8,255 | 627 | 28 |
| 15 | 8 | 2 | 6 | | 7 | | 20 | 7 | 3 | 4 | | 13 | 13 | 29 |
| 1 | 1 | 1 | 6 | | | | 73 | | | | | 69 | 4 | 30 |
| 47,543 | 11,912 | 8,469 | 78 | 3,365 | 34,776 | 860 | 28,469 | 12,619 | 9,340 | 385 | 2,894 | 12,970 | 2,880 | 31 |
| 36,352 | 3,913 | 2,618 | 57 | 1,233 | 31,880 | 559 | 21,486 | 9,024 | 6,766 | 299 | 1,959 | 10,478 | 1,984 | 32 |
| 578 | 133 | 91 | 1 | 41 | 435 | 10 | 1,582 | 915 | 712 | 24 | 179 | 540 | 77 | 33 |
| 4,394 | 2,336 | 1,540 | 10 | 786 | 1,968 | 90 | 2,961 | 1,173 | 854 | 45 | 274 | 1,514 | 274 | 34 |
| 6,224 | 5,530 | 4,220 | 10 | 1,300 | 493 | 201 | 2,482 | 1,507 | 1,008 | 17 | 482 | 480 | 645 | 35 |
| | | | | | | | | | | | | 8 | 8 | 36 |
| 223,346 | 146,754 | 67,616 | 76,389 | 2,749 | 75,099 | 1,493 | 253,364 | 136,006 | 96,024 | 36,488 | 3,494 | 107,954 | 9,404 | 37 |
| 166,284 | 97,908 | 44,892 | 51,127 | 1,889 | 57,253 | 1,123 | 184,572 | 93,297 | 64,572 | 26,394 | 2,331 | 84,493 | 6,782 | 38 |
| 66,835 | 48,701 | 22,637 | 25,204 | 860 | 17,767 | 367 | 65,934 | 41,853 | 30,918 | 9,798 | 1,137 | 21,584 | 2,497 | 39 |
| 197 | 116 | 58 | 58 | | 78 | 3 | 2,718 | 784 | 463 | 295 | 26 | 1,814 | 120 | 40 |
| 29 | 29 | 29 | | | | | 68 | 65 | 68 | | | 63 | 5 | 41 |
| 1 | | | | | 1 | | 72 | 4 | 3 | 1 | | 63 | 5 | 42 |
| 166,821 | 108,530 | 61,806 | 44,343 | 2,381 | 56,569 | 1,722 | 152,601 | 74,756 | 54,978 | 17,161 | 2,617 | 69,671 | 8,174 | 43 |
| 130,725 | 80,082 | 44,586 | 33,600 | 1,896 | 49,195 | 1,448 | 118,585 | 55,805 | 40,548 | 13,317 | 1,940 | 56,339 | 6,441 | 44 |
| 34,214 | 27,210 | 16,434 | 10,350 | 426 | 6,758 | 246 | 23,587 | 14,463 | 11,202 | 2,777 | 484 | 8,035 | 1,089 | 45 |
| 1,791 | 1,169 | 745 | 388 | 86 | 597 | 25 | 10,188 | 4,320 | 3,066 | 1,062 | 192 | 5,264 | 604 | 46 |
| 89 | 68 | 41 | 4 | 23 | 18 | 3 | 209 | 166 | 160 | 5 | 1 | 9 | 34 | 47 |
| 2 | 1 | 1 | 1 | | 1 | | 82 | 2 | 2 | | | 24 | 6 | 48 |
| 234,617 | 154,559 | 126,219 | 22,574 | 5,766 | 78,191 | 1,867 | 199,611 | 63,583 | 45,823 | 12,460 | 5,300 | 125,818 | 10,210 | 49 |
| 218,902 | 145,656 | 119,439 | 20,835 | 5,382 | 71,547 | 1,699 | 130,687 | 41,422 | 29,635 | 7,856 | 3,931 | 82,615 | 6,650 | 50 |
| 3,720 | 2,381 | 2,322 | 560 | 99 | 714 | 25 | 20,571 | 10,166 | 7,389 | 2,409 | 368 | 9,957 | 448 | 51 |
| 11,985 | 5,915 | 4,451 | 1,179 | 285 | 5,927 | 143 | 48,326 | 11,991 | 8,797 | 2,195 | 999 | 33,227 | 3,108 | 52 |
| 3 | | | | | 3 | | 9 | 3 | 1 | | 2 | 5 | 1 | 53 |
| 7 | 7 | 7 | | | | | 18 | 1 | 1 | | | 14 | 3 | 54 |
| 114,095 | 47,393 | 36,637 | 7,878 | 2,878 | 65,879 | 823 | 167,354 | 36,182 | 28,224 | 4,326 | 3,632 | 115,698 | 15,474 | 55 |
| 53,972 | 36,201 | 28,867 | 5,132 | 2,202 | 17,374 | 397 | 64,108 | 19,101 | 14,449 | 2,284 | 2,368 | 41,136 | 3,871 | 56 |
| 2,416 | 1,571 | 1,234 | 236 | 101 | 832 | 13 | 20,269 | 6,169 | 5,209 | 611 | 349 | 13,226 | 874 | 57 |
| 87,639 | 9,577 | 6,495 | 2,510 | 572 | 47,649 | 413 | 82,625 | 10,876 | 8,547 | 1,431 | 898 | 61,053 | 10,696 | 58 |
| 65 | 44 | 41 | 3 | | 21 | | 70 | 33 | 16 | | 17 | 20 | 17 | 59 |
| 3 | | | | | 3 | | 232 | 3 | 3 | | | 263 | 16 | 60 |
| 56,976 | 53,496 | 38,415 | 13,991 | 1,090 | 3,137 | 343 | 104,612 | 49,041 | 36,847 | 10,305 | 1,889 | 51,891 | 3,680 | 61 |
| 52,420 | 49,268 | 36,096 | 12,157 | 1,015 | 2,833 | 314 | 81,018 | 41,453 | 31,706 | 8,252 | 1,495 | 36,618 | 2,947 | 62 |
| 4,516 | 4,190 | 2,291 | 1,825 | 74 | 297 | 29 | 23,087 | 7,336 | 4,928 | 2,024 | 384 | 15,049 | 702 | 63 |
| 34 | 32 | 22 | 9 | 1 | 2 | | 258 | 89 | 58 | 23 | 3 | 154 | 15 | 64 |
| 6 | 6 | 6 | | | | | 195 | 159 | 152 | 6 | 1 | 25 | 11 | 65 |
| | | | | | | | 54 | 4 | 3 | | 1 | 45 | 5 | 66 |

STATISTICS OF POPULATION.

TABLE 108.—PERSONS OWNING AND HIRING THEIR HOMES,

| STATES AND TERRITORIES. | ALL HOMES. | | | | | | |
|------------------------------|------------|---------|---------|-------------|----------|---------|----------|
| | Aggregate. | Owned. | | | | Hired. | Unknown. |
| | | Total. | Free. | Encumbered. | Unknown. | | |
| 1 Maryland | 239,887 | 90,702 | 58,577 | 27,108 | 5,017 | 185,353 | 13,782 |
| 2 Native white..... | 156,635 | 65,322 | 41,449 | 20,298 | 3,575 | 84,137 | 7,176 |
| 3 Foreign white..... | 37,620 | 14,976 | 10,341 | 4,047 | 588 | 20,139 | 2,505 |
| 4 Negro ¹ | 46,310 | 10,401 | 6,784 | 2,763 | 354 | 30,826 | 4,083 |
| 5 Indian..... | | | | | | | |
| 6 Chinese and Japanese..... | 272 | 3 | 3 | | | 251 | 18 |
| 7 Massachusetts..... | 604,873 | 206,127 | 108,766 | 93,502 | 3,859 | 379,696 | 19,050 |
| 8 Native white..... | 333,046 | 136,476 | 78,279 | 55,476 | 2,721 | 185,419 | 11,163 |
| 9 Foreign white..... | 263,563 | 68,460 | 29,945 | 37,401 | 1,114 | 187,741 | 7,362 |
| 10 Negro ¹ | 6,880 | 1,094 | 468 | 602 | 24 | 5,347 | 439 |
| 11 Indian..... | 127 | 86 | 65 | 21 | | 34 | 7 |
| 12 Chinese and Japanese..... | 1,255 | 11 | 9 | 2 | | 1,155 | 89 |
| 13 Michigan..... | 542,358 | 330,276 | 191,863 | 128,939 | 9,474 | 198,078 | 14,004 |
| 14 Native white..... | 327,890 | 195,901 | 113,498 | 77,425 | 4,978 | 123,806 | 8,623 |
| 15 Foreign white..... | 209,369 | 131,846 | 76,870 | 50,707 | 4,314 | 72,387 | 5,091 |
| 16 Negro ¹ | 3,706 | 1,573 | 813 | 725 | 33 | 1,950 | 153 |
| 17 Indian..... | 1,897 | 908 | 681 | 81 | 146 | 356 | 133 |
| 18 Chinese and Japanese..... | 56 | 3 | 1 | 1 | 1 | 49 | 4 |
| 19 Minnesota..... | 337,284 | 208,189 | 126,181 | 74,654 | 7,854 | 118,084 | 11,061 |
| 20 Native white..... | 140,256 | 74,191 | 45,202 | 26,067 | 2,922 | 60,490 | 5,575 |
| 21 Foreign white..... | 193,722 | 131,846 | 78,930 | 48,531 | 4,385 | 56,571 | 5,305 |
| 22 Negro ¹ | 1,084 | 140 | 84 | 52 | 4 | 859 | 85 |
| 23 Indian..... | 2,165 | 2,009 | 1,962 | 4 | 43 | 65 | 91 |
| 24 Chinese and Japanese..... | 57 | 3 | 3 | | | 49 | 5 |
| 25 Mississippi..... | 316,114 | 102,645 | 73,159 | 23,517 | 5,969 | 194,637 | 18,832 |
| 26 Native white..... | 118,953 | 71,608 | 54,322 | 13,310 | 3,976 | 43,157 | 4,188 |
| 27 Foreign white..... | 3,776 | 2,059 | 1,642 | 254 | 163 | 1,529 | 188 |
| 28 Negro ¹ | 192,805 | 28,855 | 17,118 | 9,921 | 1,816 | 149,557 | 14,393 |
| 29 Indian..... | 482 | 117 | 74 | 32 | 11 | 308 | 57 |
| 30 Chinese and Japanese..... | 98 | 6 | 3 | | 3 | 86 | 6 |
| 31 Missouri..... | 646,372 | 322,244 | 193,229 | 118,742 | 10,273 | 307,492 | 17,136 |
| 32 Native white..... | 513,444 | 264,087 | 156,283 | 99,438 | 8,366 | 235,810 | 13,547 |
| 33 Foreign white..... | 93,542 | 48,606 | 31,026 | 16,023 | 1,557 | 47,971 | 1,965 |
| 34 Negro ¹ | 34,779 | 9,535 | 5,908 | 3,279 | 343 | 23,629 | 1,615 |
| 35 Indian..... | 22 | 16 | 12 | 2 | 2 | 5 | 1 |
| 36 Chinese and Japanese..... | 85 | | | | | 77 | 8 |
| 37 Montana..... | 52,125 | 28,563 | 23,656 | 3,398 | 1,509 | 20,556 | 3,006 |
| 38 Native white..... | 28,219 | 14,457 | 11,688 | 2,045 | 774 | 11,888 | 1,874 |
| 39 Foreign white..... | 20,132 | 10,949 | 8,904 | 1,331 | 714 | 8,185 | 998 |
| 40 Negro ¹ | 393 | 75 | 56 | 17 | 2 | 280 | 38 |
| 41 Indian..... | 3,122 | 3,017 | 3,001 | 2 | 14 | 33 | 72 |
| 42 Chinese and Japanese..... | 259 | 65 | 57 | 3 | 5 | 170 | 24 |
| 43 Nebraska..... | 217,990 | 120,705 | 71,133 | 44,242 | 5,330 | 90,711 | 6,574 |
| 44 Native white..... | 141,630 | 71,372 | 42,811 | 25,334 | 3,227 | 65,505 | 4,803 |
| 45 Foreign white..... | 74,367 | 48,526 | 27,699 | 18,323 | 2,004 | 24,184 | 1,657 |
| 46 Negro ¹ | 1,263 | 250 | 150 | 33 | 17 | 935 | 78 |
| 47 Indian..... | 645 | 552 | 469 | 1 | 82 | 60 | 33 |
| 48 Chinese and Japanese..... | 35 | 5 | 4 | 1 | | 27 | 3 |
| 49 Nevada..... | 10,472 | 6,511 | 5,636 | 543 | 332 | 3,134 | 827 |
| 50 Native white..... | 5,190 | 2,993 | 2,534 | 341 | 118 | 1,888 | 309 |
| 51 Foreign white..... | 3,642 | 2,454 | 2,168 | 200 | 86 | 1,031 | 157 |
| 52 Negro ¹ | 52 | 18 | 14 | 1 | 3 | 25 | 9 |
| 53 Indian..... | 1,257 | 875 | 769 | | 116 | 45 | 337 |
| 54 Chinese and Japanese..... | 331 | 171 | 161 | 1 | 9 | 145 | 15 |
| 55 New Hampshire..... | 96,534 | 50,593 | 35,839 | 12,989 | 1,765 | 42,840 | 3,101 |
| 56 Native white..... | 72,032 | 43,320 | 31,779 | 10,039 | 1,502 | 26,562 | 2,170 |
| 57 Foreign white..... | 24,302 | 7,240 | 4,038 | 2,940 | 262 | 16,140 | 922 |
| 58 Negro ¹ | 124 | 33 | 22 | 10 | 1 | 85 | 6 |
| 59 Indian..... | 2 | | | | | 2 | |
| 60 Chinese and Japanese..... | 54 | | | | | 51 | 3 |
| 61 New Jersey..... | 408,993 | 136,055 | 61,755 | 69,804 | 4,496 | 259,848 | 13,090 |
| 62 Native white..... | 237,633 | 87,036 | 40,517 | 43,280 | 3,239 | 143,188 | 7,409 |
| 63 Foreign white..... | 156,876 | 46,428 | 20,127 | 25,123 | 1,170 | 105,581 | 4,869 |
| 64 Negro ¹ | 13,934 | 2,533 | 1,108 | 1,393 | 87 | 10,571 | 775 |
| 65 Indian..... | 4 | 1 | | | | 3 | |
| 66 Chinese and Japanese..... | 546 | 4 | 2 | 2 | | 505 | 37 |

¹Includes all persons of negro descent.

PROPRIETORSHIP OF HOMES.

CLASSIFIED BY COLOR, BY STATES AND TERRITORIES: 1900—Continued.

| Aggregate. | FARM HOMES. | | | | | OTHER HOMES. | | | | | Hired. | Un-known. | | | | |
|------------|-------------|---------|-------------|-----------|---------|--------------|------------|---------|---------|-------------|--------|-----------|--------|--------|-----------|-----------|
| | Owned. | | | | Hired. | Un-known. | Aggregate. | Owned. | | | | | | Hired. | Un-known. | |
| | Total. | Free. | Encumbered. | Un-known. | | | | Total. | Free. | Encumbered. | | | | | | Un-known. |
| 47,011 | 30,385 | 18,088 | 10,533 | 1,764 | 16,054 | 572 | 192,826 | 60,817 | 40,489 | 16,575 | 3,283 | 119,299 | 18,210 | 1 | | |
| 38,160 | 24,977 | 14,700 | 8,862 | 1,415 | 12,781 | 402 | 118,475 | 40,345 | 26,749 | 11,436 | 2,160 | 71,856 | 6,774 | 2 | | |
| 2,500 | 1,928 | 1,160 | 690 | 78 | 547 | 25 | 35,120 | 13,048 | 9,181 | 3,357 | 510 | 19,592 | 2,480 | 3 | | |
| 6,350 | 3,480 | 2,228 | 981 | 271 | 2,725 | 145 | 38,960 | 6,921 | 4,556 | 1,782 | 583 | 28,101 | 3,938 | 4 | | |
| 1 | | | | | 1 | | 271 | 3 | 3 | | | 250 | 18 | 5 | | |
| 36,249 | 31,587 | 18,971 | 11,941 | 675 | 4,393 | 269 | 568,624 | 174,540 | 89,795 | 81,561 | 3,184 | 375,303 | 18,781 | 7 | | |
| 29,100 | 25,596 | 16,059 | 8,981 | 556 | 3,272 | 232 | 303,948 | 110,880 | 62,220 | 46,495 | 2,165 | 182,147 | 10,921 | 8 | | |
| 7,033 | 5,897 | 2,857 | 2,923 | 117 | 1,099 | 37 | 256,530 | 62,563 | 27,088 | 34,478 | 997 | 186,642 | 7,325 | 9 | | |
| 91 | 72 | 37 | 33 | 2 | 19 | | 6,789 | 1,022 | 481 | 569 | 22 | 5,328 | 49 | 10 | | |
| 4 | 21 | 17 | 4 | | 3 | | 106 | 65 | 48 | 17 | | 34 | 7 | 11 | | |
| 21 | 1 | 1 | | | 3 | | 1,251 | 10 | 8 | 2 | | 1,152 | 39 | 12 | | |
| 202,216 | 168,062 | 85,490 | 79,789 | 2,783 | 33,032 | 1,122 | 340,142 | 162,214 | 106,373 | 49,150 | 6,691 | 165,046 | 12,882 | 13 | | |
| 183,568 | 107,527 | 55,264 | 50,494 | 1,769 | 25,205 | 836 | 194,262 | 88,374 | 58,234 | 26,931 | 3,209 | 98,101 | 7,787 | 14 | | |
| 67,606 | 59,683 | 29,749 | 28,939 | 995 | 7,642 | 281 | 141,763 | 72,208 | 47,121 | 21,763 | 3,319 | 64,745 | 4,810 | 15 | | |
| 657 | 500 | 202 | 291 | 7 | 155 | 2 | 3,049 | 1,073 | 611 | 434 | 28 | 1,825 | 151 | 16 | | |
| 384 | 351 | 275 | 64 | 12 | 30 | 3 | 1,013 | 557 | 406 | 17 | 184 | 326 | 130 | 17 | | |
| 1 | 1 | 1 | 1 | | | | 55 | 2 | 1 | 1 | | 49 | 4 | 18 | | |
| 152,192 | 125,405 | 66,922 | 54,338 | 4,145 | 25,586 | 1,201 | 185,092 | 82,784 | 59,259 | 20,316 | 3,209 | 92,448 | 9,860 | 19 | | |
| 53,866 | 40,285 | 21,521 | 17,274 | 1,490 | 13,024 | 557 | 86,390 | 33,906 | 23,681 | 8,793 | 1,432 | 47,466 | 5,018 | 20 | | |
| 97,799 | 84,620 | 44,927 | 37,047 | 2,646 | 12,542 | 637 | 95,923 | 47,226 | 34,003 | 11,484 | 1,739 | 44,029 | 4,668 | 21 | | |
| 34 | 22 | 7 | 14 | 1 | 11 | 1 | 1,050 | 118 | 77 | 38 | 3 | 848 | 84 | 22 | | |
| 492 | 478 | 467 | 3 | 8 | 8 | 6 | 1,673 | 1,581 | 1,495 | 1 | 35 | 57 | 85 | 23 | | |
| 1 | | | | | 1 | | 56 | 3 | 3 | | | 48 | 5 | 24 | | |
| 220,907 | 79,913 | 55,400 | 20,606 | 3,907 | 139,283 | 1,711 | 95,207 | 22,732 | 17,759 | 2,911 | 2,062 | 55,354 | 17,121 | 25 | | |
| 85,971 | 58,174 | 43,732 | 11,818 | 2,624 | 27,309 | 488 | 32,982 | 13,434 | 10,590 | 1,492 | 1,352 | 15,848 | 3,700 | 26 | | |
| 992 | 702 | 520 | 144 | 38 | 283 | 7 | 2,784 | 1,357 | 1,122 | 110 | 125 | 1,248 | 131 | 27 | | |
| 133,613 | 20,939 | 11,086 | 8,612 | 1,241 | 111,461 | 1,213 | 59,192 | 7,916 | 6,032 | 1,309 | 575 | 38,086 | 13,180 | 28 | | |
| 330 | 98 | 62 | 32 | 4 | 229 | 3 | 152 | 19 | 12 | 7 | 7 | 79 | 54 | 29 | | |
| 1 | | | | | 1 | | 97 | 6 | 3 | | 3 | 85 | 6 | 30 | | |
| 282,629 | 194,493 | 109,665 | 80,662 | 4,166 | 86,433 | 1,703 | 364,243 | 127,751 | 83,564 | 38,080 | 6,107 | 221,059 | 15,433 | 31 | | |
| 254,482 | 172,396 | 96,508 | 72,213 | 3,670 | 80,501 | 1,585 | 258,962 | 91,691 | 59,775 | 27,220 | 4,696 | 155,309 | 11,962 | 32 | | |
| 22,957 | 19,243 | 11,565 | 7,269 | 409 | 3,630 | 84 | 76,585 | 29,363 | 19,461 | 8,754 | 1,148 | 44,341 | 1,881 | 33 | | |
| 5,183 | 2,848 | 1,586 | 1,175 | 87 | 2,301 | 34 | 29,596 | 6,687 | 4,322 | 2,104 | 261 | 21,328 | 1,581 | 34 | | |
| 7 | 6 | 6 | | | 1 | | 15 | 10 | 6 | 2 | 2 | 4 | 1 | 35 | | |
| | | | | | | | 85 | | | | | 77 | 8 | 36 | | |
| 13,646 | 11,964 | 9,858 | 1,608 | 498 | 1,499 | 183 | 38,479 | 16,599 | 13,798 | 1,790 | 1,011 | 19,057 | 2,823 | 37 | | |
| 8,331 | 7,077 | 5,720 | 1,056 | 301 | 1,119 | 135 | 19,838 | 7,380 | 5,918 | 989 | 473 | 10,769 | 1,739 | 38 | | |
| 4,414 | 4,003 | 3,266 | 544 | 193 | 366 | 45 | 15,718 | 6,946 | 5,638 | 737 | 521 | 7,819 | 953 | 39 | | |
| 24 | 16 | 9 | 6 | 1 | 6 | 2 | 369 | 59 | 47 | 11 | 1 | 274 | 36 | 40 | | |
| 869 | 866 | 861 | 2 | 3 | 3 | | 2,253 | 2,151 | 2,140 | | 11 | 30 | 72 | 41 | | |
| 8 | 2 | 2 | | | 5 | 1 | 251 | 63 | 55 | 3 | 5 | 165 | 23 | 42 | | |
| 116,721 | 74,364 | 38,976 | 32,411 | 2,977 | 41,467 | 890 | 101,269 | 46,341 | 32,157 | 11,381 | 2,353 | 49,244 | 5,684 | 43 | | |
| 71,525 | 41,351 | 22,360 | 17,275 | 1,716 | 29,530 | 644 | 70,155 | 30,021 | 20,451 | 8,059 | 1,511 | 35,975 | 4,159 | 44 | | |
| 44,738 | 32,674 | 16,323 | 15,116 | 1,235 | 11,887 | 237 | 29,569 | 15,852 | 11,376 | 3,707 | 769 | 12,297 | 1,420 | 45 | | |
| 77 | 46 | 27 | 19 | | 30 | 1 | 1,186 | 204 | 123 | 64 | 17 | 905 | 77 | 46 | | |
| 318 | 291 | 265 | | 26 | 19 | 8 | 327 | 261 | 204 | 1 | 56 | 41 | 25 | 47 | | |
| 3 | 2 | 1 | 1 | | 1 | | 32 | 3 | 3 | | | 26 | 3 | 48 | | |
| 2,113 | 1,815 | 1,435 | 344 | 36 | 271 | 27 | 8,359 | 4,696 | 4,201 | 199 | 296 | 2,863 | 800 | 49 | | |
| 1,161 | 966 | 743 | 203 | 20 | 175 | 20 | 4,029 | 2,027 | 1,791 | 138 | 98 | 1,713 | 289 | 50 | | |
| 793 | 703 | 551 | 141 | 11 | 84 | 6 | 2,849 | 1,751 | 1,617 | 59 | 75 | 947 | 151 | 51 | | |
| 4 | 3 | 3 | | | 1 | | 48 | 15 | 11 | 1 | 3 | 24 | 9 | 52 | | |
| 144 | 141 | 137 | | 4 | 2 | 1 | 1,113 | 734 | 622 | | 112 | 48 | 336 | 53 | | |
| 11 | 2 | 1 | 1 | | 9 | | 320 | 169 | 160 | 1 | 8 | 136 | 15 | 54 | | |
| 23,145 | 25,370 | 18,388 | 6,279 | 703 | 2,595 | 180 | 68,389 | 25,223 | 17,451 | 6,710 | 1,062 | 40,245 | 2,921 | 55 | | |
| 25,840 | 23,408 | 17,358 | 5,407 | 643 | 2,269 | 163 | 46,212 | 19,912 | 14,421 | 4,632 | 859 | 24,293 | 2,007 | 56 | | |
| 2,292 | 1,954 | 1,025 | 870 | 59 | 321 | 17 | 22,010 | 5,286 | 3,018 | 2,070 | 208 | 15,819 | 905 | 57 | | |
| 13 | 8 | 5 | 2 | 1 | 5 | | 111 | 25 | 17 | 8 | | 30 | 6 | 58 | | |
| | | | | | | | 2 | | | | | 2 | 2 | 59 | | |
| | | | | | | | 54 | | | | | 51 | 3 | 60 | | |
| 35,208 | 24,052 | 11,104 | 11,968 | 980 | 10,855 | 301 | 373,785 | 112,003 | 50,651 | 57,836 | 3,516 | 248,993 | 12,789 | 61 | | |
| 23,645 | 19,322 | 9,045 | 9,432 | 845 | 9,071 | 252 | 208,988 | 67,714 | 31,472 | 33,848 | 2,394 | 134,117 | 7,157 | 62 | | |
| 6,067 | 4,416 | 1,935 | 2,356 | 125 | 1,611 | 40 | 150,809 | 42,010 | 18,192 | 22,773 | 1,045 | 103,970 | 4,829 | 63 | | |
| 496 | 314 | 124 | 180 | 10 | 173 | 9 | 13,438 | 2,274 | 984 | 1,213 | 77 | 10,393 | 766 | 64 | | |
| | | | | | | | 4 | 1 | 1 | | | 3 | | 65 | | |
| | | | | | | | 546 | 4 | 2 | 2 | | 505 | 37 | 66 | | |

STATISTICS OF POPULATION.

TABLE 108.—PERSONS OWNING AND HIRING THEIR HOMES,

| STATES AND TERRITORIES. | ALL HOMES. | | | | | | |
|-------------------------------|------------|---------|---------|-------------|----------|-----------|----------|
| | Aggregate. | Owned. | | | | Hired. | Unknown. |
| | | Total. | Free. | Encumbered. | Unknown. | | |
| 1 New Mexico | 45,510 | 29,223 | 26,652 | 632 | 1,989 | 13,118 | 3,169 |
| 2 Native white | 36,647 | 23,931 | 21,742 | 515 | 1,674 | 10,092 | 2,624 |
| 3 Foreign white | 5,652 | 2,611 | 2,262 | 111 | 238 | 2,661 | 380 |
| 4 Negro ¹ | 381 | 69 | 51 | 5 | 13 | 265 | 47 |
| 5 Indian | 2,732 | 2,604 | 2,590 | 7 | 14 | 27 | 101 |
| 6 Chinese and Japanese | 98 | 8 | 7 | 1 | 7 | 73 | 17 |
| 7 New York | 1,608,170 | 521,537 | 277,767 | 230,870 | 12,900 | 1,043,800 | 42,833 |
| 8 Native white | 904,338 | 361,023 | 197,291 | 154,645 | 9,087 | 518,739 | 24,576 |
| 9 Foreign white | 679,973 | 157,295 | 78,636 | 75,179 | 3,480 | 505,519 | 17,159 |
| 10 Negro ¹ | 20,982 | 2,213 | 1,127 | 1,027 | 59 | 17,784 | 985 |
| 11 Indian | 1,198 | 998 | 711 | 14 | 273 | 167 | 33 |
| 12 Chinese and Japanese | 1,679 | 8 | 2 | 5 | 1 | 1,591 | 80 |
| 13 North Carolina | 367,565 | 165,222 | 130,650 | 24,735 | 9,837 | 188,162 | 14,181 |
| 14 Native white | 242,542 | 124,645 | 109,186 | 18,487 | 6,962 | 101,360 | 6,537 |
| 15 Foreign white | 1,982 | 939 | 752 | 119 | 68 | 955 | 88 |
| 16 Negro ¹ | 122,208 | 29,019 | 20,247 | 6,129 | 2,643 | 85,681 | 7,508 |
| 17 Indian | 825 | 619 | 455 | 164 | 164 | 158 | 48 |
| 18 Chinese and Japanese | 8 | 8 | 8 | 8 | 8 | 8 | 8 |
| 19 North Dakota | 63,360 | 49,163 | 33,409 | 13,710 | 2,044 | 11,863 | 2,334 |
| 20 Native white | 22,190 | 15,172 | 10,211 | 4,271 | 690 | 5,867 | 1,151 |
| 21 Foreign white | 39,396 | 32,297 | 21,534 | 9,424 | 1,339 | 5,933 | 1,166 |
| 22 Negro ¹ | 67 | 26 | 22 | 3 | 1 | 36 | 5 |
| 23 Indian | 1,691 | 1,666 | 1,640 | 12 | 14 | 18 | 7 |
| 24 Chinese and Japanese | 16 | 2 | 2 | 2 | 2 | 9 | 5 |
| 25 Ohio | 934,674 | 481,592 | 317,012 | 149,376 | 15,204 | 431,301 | 21,781 |
| 26 Native white | 718,783 | 371,328 | 246,163 | 112,987 | 12,228 | 330,855 | 16,600 |
| 27 Foreign white | 193,312 | 103,329 | 67,167 | 33,403 | 2,757 | 85,721 | 4,262 |
| 28 Negro ¹ | 22,420 | 6,927 | 3,677 | 3,032 | 218 | 14,589 | 904 |
| 29 Indian | 11 | 4 | 3 | 3 | 1 | 5 | 2 |
| 30 Chinese and Japanese | 148 | 4 | 2 | 2 | 2 | 131 | 13 |
| 31 Oklahoma | 85,929 | 59,762 | 50,246 | 6,532 | 2,984 | 23,157 | 3,010 |
| 32 Native white | 71,789 | 49,396 | 41,554 | 5,486 | 2,856 | 20,072 | 2,321 |
| 33 Foreign white | 7,205 | 5,626 | 4,644 | 601 | 381 | 1,412 | 167 |
| 34 Negro ¹ | 4,171 | 2,530 | 2,015 | 435 | 80 | 1,457 | 134 |
| 35 Indian | 2,753 | 2,207 | 2,080 | 10 | 167 | 211 | 335 |
| 36 Chinese and Japanese | 11 | 3 | 3 | 3 | 5 | 5 | 3 |
| 37 Oregon | 87,545 | 50,174 | 37,284 | 10,771 | 2,119 | 33,745 | 3,626 |
| 38 Native white | 64,155 | 36,018 | 26,624 | 7,814 | 1,580 | 25,415 | 2,722 |
| 39 Foreign white | 21,629 | 13,135 | 9,709 | 2,941 | 485 | 7,710 | 784 |
| 40 Negro ¹ | 191 | 49 | 32 | 7 | 10 | 120 | 22 |
| 41 Indian | 1,025 | 901 | 862 | 4 | 35 | 77 | 47 |
| 42 Chinese and Japanese | 545 | 71 | 57 | 5 | 9 | 423 | 51 |
| 43 Pennsylvania | 1,303,174 | 523,843 | 326,687 | 174,920 | 22,236 | 742,385 | 36,946 |
| 44 Native white | 924,330 | 401,246 | 251,866 | 131,176 | 13,204 | 500,704 | 22,880 |
| 45 Foreign white | 346,433 | 118,604 | 72,864 | 41,897 | 3,843 | 215,678 | 12,151 |
| 46 Negro ¹ | 31,049 | 3,978 | 1,948 | 1,845 | 185 | 25,221 | 1,850 |
| 47 Indian | 35 | 10 | 5 | 1 | 4 | 15 | 10 |
| 48 Chinese and Japanese | 827 | 5 | 4 | 1 | 1 | 767 | 55 |
| 49 Rhode Island | 92,735 | 26,009 | 14,506 | 10,780 | 723 | 64,362 | 2,364 |
| 50 Native white | 48,012 | 16,285 | 10,307 | 5,410 | 568 | 30,414 | 1,313 |
| 51 Foreign white | 42,446 | 9,402 | 4,065 | 5,192 | 145 | 32,116 | 928 |
| 52 Negro ¹ | 2,120 | 319 | 132 | 178 | 9 | 1,684 | 117 |
| 53 Indian | 15 | 1 | 1 | 1 | 14 | 14 | 6 |
| 54 Chinese and Japanese | 142 | 2 | 1 | 1 | 1 | 134 | 6 |
| 55 South Carolina | 267,859 | 77,054 | 57,133 | 13,994 | 5,922 | 174,448 | 16,357 |
| 56 Native white | 104,595 | 48,974 | 36,447 | 8,913 | 3,609 | 51,864 | 3,757 |
| 57 Foreign white | 2,685 | 1,196 | 931 | 150 | 65 | 1,364 | 125 |
| 58 Negro ¹ | 160,521 | 26,870 | 19,693 | 4,926 | 2,248 | 121,178 | 12,473 |
| 59 Indian | 37 | 13 | 13 | 13 | 22 | 22 | 2 |
| 60 Chinese and Japanese | 21 | 1 | 1 | 1 | 1 | 20 | 1 |
| 61 South Dakota | 82,290 | 56,785 | 37,153 | 17,115 | 2,517 | 22,610 | 2,895 |
| 62 Native white | 41,037 | 24,849 | 15,772 | 7,373 | 1,204 | 14,446 | 1,742 |
| 63 Foreign white | 36,002 | 27,133 | 16,712 | 9,217 | 1,204 | 7,893 | 976 |
| 64 Negro ¹ | 107 | 46 | 23 | 11 | 7 | 51 | 10 |
| 65 Indian | 5,104 | 4,753 | 4,633 | 14 | 101 | 188 | 163 |
| 66 Chinese and Japanese | 40 | 4 | 3 | 3 | 1 | 32 | 4 |

¹ Includes all persons of negro descent.

PROPRIETORSHIP OF HOMES.

CLASSIFIED BY COLOR, BY STATES AND TERRITORIES: 1900—Continued.

| FARM HOMES. | | | | | | | OTHER HOMES. | | | | | | | |
|-------------|---------|---------|-------------|-----------|--------|-----------|--------------|---------|---------|-------------|-----------|---------|-----------|----|
| Aggregate. | Owned. | | | | Hired. | Un-known. | Aggregate. | Owned. | | | | Hired. | Un-known. | |
| | Total. | Free. | Encumbered. | Un-known. | | | | Total. | Free. | Encumbered. | Un-known. | | | |
| 13,056 | 11,469 | 10,655 | 246 | 568 | 1,419 | 168 | 32,454 | 17,764 | 15,997 | 386 | 1,371 | 11,699 | 3,001 | 1 |
| 10,176 | 8,864 | 8,173 | 195 | 496 | 1,175 | 137 | 26,471 | 15,067 | 13,569 | 320 | 1,178 | 8,917 | 2,487 | 2 |
| 983 | 744 | 635 | 49 | 60 | 230 | 9 | 4,669 | 1,867 | 1,627 | 62 | 178 | 2,431 | 371 | 3 |
| 16 | 9 | 5 | 2 | 2 | 7 | 7 | 365 | 60 | 46 | 3 | 11 | 258 | 47 | 4 |
| 1,879 | 1,851 | 1,841 | 10 | 10 | 6 | 22 | 853 | 753 | 749 | 4 | 4 | 21 | 79 | 5 |
| 2 | 1 | 1 | 1 | 1 | 1 | 1 | 96 | 7 | 6 | 1 | 1 | 72 | 17 | 6 |
| 227,083 | 170,603 | 89,655 | 77,164 | 3,784 | 55,056 | 1,424 | 1,381,087 | 350,934 | 188,112 | 153,706 | 9,116 | 988,744 | 41,409 | 7 |
| 187,961 | 140,610 | 74,540 | 63,020 | 3,050 | 46,119 | 1,232 | 716,377 | 220,413 | 122,751 | 91,625 | 6,037 | 472,620 | 23,344 | 8 |
| 38,226 | 29,242 | 14,665 | 14,024 | 553 | 8,805 | 179 | 641,747 | 128,053 | 63,971 | 61,155 | 2,927 | 496,714 | 16,980 | 9 |
| 333 | 214 | 99 | 111 | 4 | 111 | 8 | 20,649 | 1,999 | 1,028 | 916 | 55 | 17,673 | 977 | 10 |
| 557 | 586 | 351 | 8 | 177 | 17 | 4 | 641 | 462 | 360 | 6 | 96 | 150 | 29 | 11 |
| 6 | 1 | 1 | 1 | 1 | 4 | 1 | 1,673 | 7 | 2 | 4 | 1 | 1,537 | 79 | 12 |
| 223,657 | 128,837 | 104,367 | 19,589 | 4,931 | 93,729 | 1,041 | 143,908 | 36,335 | 26,283 | 5,146 | 4,906 | 94,433 | 13,140 | 13 |
| 167,134 | 110,881 | 91,642 | 15,423 | 3,816 | 55,530 | 723 | 75,408 | 23,764 | 17,554 | 3,064 | 3,146 | 45,830 | 5,814 | 14 |
| 546 | 443 | 351 | 58 | 24 | 100 | 3 | 1,436 | 496 | 391 | 61 | 44 | 855 | 85 | 15 |
| 55,356 | 16,952 | 11,909 | 4,108 | 935 | 38,099 | 305 | 66,352 | 12,067 | 8,338 | 2,021 | 1,708 | 47,582 | 7,203 | 16 |
| 621 | 611 | 455 | 156 | 156 | 204 | 10 | 8 | 8 | 8 | 8 | 8 | 158 | 38 | 17 |
| 43,975 | 39,466 | 26,113 | 11,965 | 1,378 | 4,151 | 368 | 19,385 | 9,707 | 7,296 | 1,745 | 666 | 7,712 | 1,966 | 19 |
| 13,146 | 11,311 | 7,416 | 3,462 | 433 | 1,648 | 187 | 9,044 | 3,861 | 2,795 | 809 | 257 | 4,219 | 964 | 20 |
| 29,526 | 26,850 | 17,416 | 8,490 | 944 | 2,495 | 181 | 9,870 | 5,447 | 4,118 | 934 | 395 | 3,438 | 985 | 21 |
| 14 | 12 | 10 | 1 | 1 | 2 | 2 | 53 | 14 | 12 | 2 | 2 | 34 | 5 | 22 |
| 1,288 | 1,282 | 1,270 | 12 | 12 | 6 | 6 | 408 | 384 | 370 | 14 | 14 | 12 | 7 | 23 |
| 1 | 1 | 1 | 1 | 1 | 1 | 1 | 15 | 1 | 1 | 1 | 1 | 9 | 5 | 24 |
| 279,786 | 201,941 | 138,445 | 58,632 | 4,864 | 76,311 | 1,534 | 654,888 | 279,651 | 178,567 | 90,744 | 10,340 | 354,990 | 20,247 | 25 |
| 248,637 | 176,990 | 121,387 | 51,294 | 4,309 | 70,146 | 1,401 | 470,246 | 194,338 | 124,776 | 61,643 | 7,919 | 260,709 | 15,199 | 26 |
| 29,072 | 23,569 | 16,270 | 6,776 | 623 | 5,395 | 103 | 164,240 | 79,760 | 50,897 | 26,829 | 2,234 | 80,326 | 4,154 | 27 |
| 2,174 | 1,379 | 785 | 562 | 32 | 770 | 25 | 20,246 | 5,548 | 2,892 | 2,470 | 186 | 13,819 | 879 | 28 |
| 2 | 2 | 2 | 2 | 2 | 2 | 2 | 9 | 2 | 1 | 1 | 1 | 5 | 2 | 29 |
| 1 | 1 | 1 | 1 | 1 | 1 | 1 | 147 | 3 | 1 | 2 | 1 | 131 | 13 | 30 |
| 63,006 | 48,723 | 41,607 | 4,995 | 2,121 | 13,656 | 627 | 22,923 | 11,039 | 8,639 | 1,537 | 863 | 9,501 | 2,383 | 31 |
| 53,613 | 40,969 | 35,106 | 4,189 | 1,674 | 12,108 | 536 | 18,176 | 8,427 | 6,448 | 1,297 | 632 | 7,964 | 1,735 | 32 |
| 5,763 | 4,849 | 4,019 | 500 | 330 | 875 | 39 | 1,442 | 777 | 625 | 101 | 51 | 537 | 128 | 33 |
| 2,341 | 1,669 | 1,330 | 304 | 35 | 636 | 36 | 1,330 | 861 | 685 | 181 | 45 | 821 | 148 | 34 |
| 1,289 | 1,236 | 1,152 | 2 | 82 | 37 | 16 | 1,464 | 971 | 878 | 8 | 85 | 174 | 319 | 35 |
| | | | | | | | 11 | 3 | 3 | 3 | 3 | 5 | 3 | 36 |
| 35,959 | 28,638 | 20,766 | 7,010 | 862 | 7,118 | 203 | 51,586 | 21,536 | 16,518 | 3,761 | 1,257 | 26,627 | 3,423 | 37 |
| 26,929 | 20,935 | 15,110 | 5,185 | 640 | 5,828 | 166 | 37,226 | 15,083 | 11,514 | 2,629 | 940 | 19,587 | 2,556 | 38 |
| 8,436 | 7,202 | 5,182 | 1,818 | 202 | 1,200 | 34 | 13,193 | 5,933 | 4,527 | 1,123 | 283 | 6,510 | 750 | 39 |
| 15 | 11 | 8 | 3 | 3 | 3 | 3 | 176 | 38 | 24 | 4 | 10 | 117 | 21 | 40 |
| 512 | 486 | 464 | 3 | 19 | 26 | 1 | 512 | 415 | 398 | 1 | 16 | 51 | 46 | 41 |
| 66 | 4 | 2 | 1 | 1 | 61 | 1 | 479 | 67 | 55 | 4 | 8 | 362 | 50 | 42 |
| 225,056 | 164,092 | 107,512 | 51,271 | 5,309 | 59,738 | 1,226 | 1,078,118 | 359,751 | 219,175 | 123,649 | 16,927 | 682,647 | 35,720 | 43 |
| 208,977 | 149,542 | 97,794 | 46,953 | 4,795 | 56,238 | 1,147 | 717,853 | 251,704 | 154,072 | 84,223 | 13,409 | 444,416 | 21,733 | 44 |
| 17,450 | 14,166 | 9,558 | 4,113 | 495 | 3,205 | 79 | 328,383 | 104,458 | 63,306 | 37,784 | 3,348 | 212,473 | 12,072 | 45 |
| 615 | 375 | 156 | 204 | 15 | 240 | 5 | 30,434 | 3,603 | 1,792 | 1,641 | 170 | 24,981 | 1,850 | 46 |
| 14 | 9 | 4 | 1 | 4 | 5 | 5 | 21 | 1 | 1 | 1 | 1 | 10 | 10 | 47 |
| | | | | | | | 827 | 5 | 4 | 1 | 1 | 767 | 55 | 48 |
| 5,606 | 4,229 | 2,853 | 1,061 | 315 | 1,345 | 32 | 87,129 | 21,780 | 11,653 | 9,719 | 408 | 63,017 | 2,332 | 49 |
| 4,658 | 3,627 | 2,542 | 797 | 288 | 1,008 | 23 | 43,354 | 12,658 | 7,765 | 4,613 | 280 | 29,406 | 1,290 | 50 |
| 920 | 533 | 301 | 256 | 26 | 323 | 9 | 41,526 | 8,819 | 3,764 | 4,936 | 119 | 31,788 | 919 | 51 |
| 23 | 19 | 10 | 8 | 1 | 9 | 9 | 2,092 | 300 | 122 | 170 | 8 | 1,675 | 117 | 52 |
| | | | | | | | 15 | 1 | 1 | 1 | 1 | 14 | 1 | 53 |
| | | | | | | | 142 | 2 | 1 | 1 | 1 | 134 | 6 | 54 |
| 152,885 | 58,461 | 43,060 | 11,181 | 4,220 | 93,518 | 906 | 114,974 | 18,593 | 14,078 | 2,313 | 1,702 | 80,930 | 15,451 | 55 |
| 66,416 | 39,275 | 29,079 | 7,455 | 2,741 | 26,879 | 262 | 38,179 | 9,699 | 7,368 | 1,463 | 868 | 24,985 | 3,495 | 56 |
| 434 | 300 | 226 | 55 | 19 | 131 | 3 | 2,251 | 896 | 755 | 95 | 46 | 1,233 | 122 | 57 |
| 86,014 | 18,874 | 13,743 | 3,671 | 1,460 | 66,499 | 641 | 74,507 | 7,996 | 5,953 | 1,255 | 788 | 54,679 | 11,832 | 58 |
| 21 | 12 | 12 | 1 | 1 | 9 | 9 | 15 | 1 | 1 | 1 | 1 | 13 | 2 | 59 |
| | | | | | | | 21 | 1 | 1 | 1 | 1 | 20 | 1 | 60 |
| 51,823 | 40,115 | 24,358 | 14,148 | 1,609 | 11,332 | 381 | 30,462 | 16,670 | 12,795 | 2,967 | 908 | 11,273 | 2,514 | 61 |
| 23,118 | 16,239 | 9,595 | 5,953 | 691 | 6,646 | 233 | 17,919 | 8,610 | 6,177 | 1,920 | 513 | 7,800 | 1,509 | 62 |
| 26,296 | 21,501 | 12,466 | 8,182 | 853 | 4,660 | 135 | 9,706 | 5,632 | 4,246 | 1,035 | 351 | 3,233 | 841 | 63 |
| 20 | 10 | 3 | 1 | 1 | 5 | 1 | 87 | 32 | 18 | 8 | 6 | 46 | 9 | 64 |
| 2,393 | 2,361 | 2,287 | 10 | 64 | 20 | 12 | 2,711 | 2,392 | 2,351 | 4 | 37 | 168 | 151 | 65 |
| 1 | | | | | 1 | 1 | 39 | 4 | 3 | 1 | 1 | 31 | 4 | 66 |

STATISTICS OF POPULATION.

TABLE 108.—PERSONS OWNING AND HIRING THEIR HOMES,

| STATES AND TERRITORIES. | | ALL HOMES. | | | | | | |
|-------------------------|-----------------------------|------------|---------|---------|-------------|----------|---------|----------|
| | | Aggregate. | Owned. | | | | Hired. | Unknown. |
| | | | Total. | Free. | Encumbered. | Unknown. | | |
| 1 | Tennessee..... ¹ | 399,017 | 179,175 | 146,768 | 20,995 | 11,417 | 206,077 | 13,765 |
| 2 | Native white..... | 294,618 | 154,025 | 128,276 | 16,855 | 8,894 | 132,629 | 7,964 |
| 3 | Foreign white..... | 7,921 | 4,120 | 3,339 | 461 | 320 | 3,498 | 303 |
| 4 | Negro ¹ | 96,427 | 21,023 | 15,141 | 3,679 | 2,203 | 69,911 | 5,493 |
| 5 | Indian..... | 24 | 7 | 7 | | | 13 | 4 |
| 6 | Chinese and Japanese..... | 27 | | | | | 26 | 1 |
| 7 | Texas..... | 582,055 | 261,933 | 196,165 | 50,160 | 15,608 | 299,312 | 20,810 |
| 8 | Native white..... | 392,846 | 196,141 | 148,679 | 36,432 | 11,030 | 185,863 | 10,842 |
| 9 | Foreign white..... | 69,493 | 32,414 | 24,211 | 5,800 | 2,403 | 33,375 | 3,704 |
| 10 | Negro ¹ | 119,418 | 33,292 | 23,206 | 7,920 | 2,166 | 79,908 | 6,223 |
| 11 | Indian..... | 117 | 67 | 54 | 5 | 8 | 20 | 30 |
| 12 | Chinese and Japanese..... | 181 | 19 | 15 | 3 | 1 | 151 | 11 |
| 13 | Utah..... | 55,208 | 36,724 | 31,344 | 4,292 | 1,088 | 17,012 | 1,472 |
| 14 | Native white..... | 30,088 | 18,925 | 16,084 | 2,237 | 604 | 10,373 | 790 |
| 15 | Foreign white..... | 24,208 | 17,265 | 14,746 | 2,053 | 466 | 6,447 | 496 |
| 16 | Negro ¹ | 119 | 19 | 16 | 2 | 1 | 85 | 15 |
| 17 | Indian..... | 677 | 503 | 486 | | 17 | 12 | 162 |
| 18 | Chinese and Japanese..... | 116 | 12 | 12 | | | 95 | 9 |
| 19 | Vermont..... | 80,559 | 47,751 | 26,712 | 19,662 | 1,377 | 31,014 | 1,794 |
| 20 | Native white..... | 64,736 | 40,001 | 22,680 | 16,114 | 1,207 | 23,314 | 1,421 |
| 21 | Foreign white..... | 16,652 | 7,700 | 4,007 | 3,525 | 168 | 7,589 | 363 |
| 22 | Negro ¹ | 154 | 49 | 24 | 23 | 2 | 97 | 8 |
| 23 | Indian..... | 2 | 1 | 1 | | | 1 | 1 |
| 24 | Chinese and Japanese..... | 15 | | | | | 14 | 1 |
| 25 | Virginia..... | 360,749 | 170,574 | 133,836 | 26,530 | 10,208 | 177,087 | 13,088 |
| 26 | Native white..... | 224,620 | 120,701 | 96,911 | 16,755 | 7,035 | 97,489 | 6,430 |
| 27 | Foreign white..... | 7,440 | 3,572 | 2,660 | 720 | 192 | 3,591 | 277 |
| 28 | Negro ¹ | 123,530 | 46,268 | 34,234 | 9,054 | 2,980 | 75,895 | 6,367 |
| 29 | Indian..... | 50 | 33 | 31 | 1 | 1 | 8 | 9 |
| 30 | Chinese and Japanese..... | 109 | | | | | 104 | 5 |
| 31 | Washington..... | 107,171 | 57,204 | 44,681 | 10,421 | 2,102 | 45,113 | 4,854 |
| 32 | Native white..... | 67,146 | 33,870 | 25,755 | 6,857 | 1,258 | 30,200 | 3,076 |
| 33 | Foreign white..... | 36,621 | 21,104 | 16,926 | 3,528 | 650 | 14,037 | 1,480 |
| 34 | Negro ¹ | 566 | 161 | 140 | 19 | 2 | 355 | 49 |
| 35 | Indian..... | 2,485 | 2,046 | 1,842 | 14 | 190 | 230 | 209 |
| 36 | Chinese and Japanese..... | 353 | 23 | 18 | 3 | 2 | 290 | 40 |
| 37 | West Virginia..... | 183,780 | 98,469 | 77,972 | 14,831 | 5,666 | 80,759 | 4,552 |
| 38 | Native white..... | 166,851 | 92,216 | 73,277 | 13,602 | 5,337 | 70,704 | 3,931 |
| 39 | Foreign white..... | 8,656 | 4,269 | 3,311 | 796 | 162 | 4,144 | 243 |
| 40 | Negro ¹ | 3,248 | 1,933 | 1,383 | 433 | 167 | 5,885 | 377 |
| 41 | Indian..... | 1 | 1 | 1 | | | | |
| 42 | Chinese and Japanese..... | 24 | | | | | 23 | 1 |
| 43 | Wisconsin..... | 420,327 | 274,010 | 161,059 | 104,966 | 7,985 | 137,009 | 9,308 |
| 44 | Native white..... | 203,277 | 120,654 | 70,874 | 46,030 | 3,750 | 77,650 | 4,973 |
| 45 | Foreign white..... | 214,534 | 151,714 | 88,675 | 58,329 | 4,210 | 58,685 | 4,135 |
| 46 | Negro ¹ | 616 | 167 | 96 | 63 | 8 | 425 | 24 |
| 47 | Indian..... | 1,837 | 1,473 | 1,412 | 44 | 17 | 194 | 170 |
| 48 | Chinese and Japanese..... | 63 | 2 | 2 | | | 55 | 6 |
| 49 | Wyoming..... | 18,632 | 9,674 | 7,779 | 1,078 | 817 | 7,388 | 1,570 |
| 50 | Native white..... | 12,575 | 6,185 | 4,808 | 755 | 627 | 5,158 | 1,232 |
| 51 | Foreign white..... | 5,361 | 2,962 | 2,457 | 316 | 189 | 2,081 | 313 |
| 52 | Negro ¹ | 160 | 32 | 27 | 4 | 1 | 116 | 12 |
| 53 | Indian..... | 484 | 432 | 432 | | | 1 | 1 |
| 54 | Chinese and Japanese..... | 52 | 13 | 10 | 3 | | 32 | 7 |

¹ Includes all persons of negro descent.

PROPRIETORSHIP OF HOMES.

721

CLASSIFIED BY COLOR, BY STATES AND TERRITORIES: 1900—Continued.

| Aggregate. | FARM HOMES. | | | | | OTHER HOMES. | | | | | Hired. | Un-known. | | | | |
|------------|-------------|---------|-------------|-----------|---------|--------------|------------|---------|--------|-------------|--------|-----------|--------|--------|-----------|-----------|
| | Owned. | | | | Hired. | Un-known. | Aggregate. | Owned. | | | | | | Hired. | Un-known. | |
| | Total. | Free. | Encumbered. | Un-known. | | | | Total. | Free. | Encumbered. | | | | | | Un-known. |
| 225,842 | 182,731 | 112,688 | 14,699 | 5,394 | 91,573 | 1,538 | 178,175 | 46,444 | 34,125 | 6,296 | 6,023 | 114,504 | 12,227 | 1 | | |
| 188,859 | 121,567 | 104,165 | 12,694 | 4,708 | 66,218 | 1,074 | 105,759 | 32,458 | 24,111 | 4,161 | 4,186 | 66,411 | 6,890 | 2 | | |
| 1,645 | 1,340 | 1,110 | 178 | 52 | 301 | 4 | 6,276 | 2,780 | 2,229 | 283 | 268 | 3,197 | 299 | 3 | | |
| 35,325 | 9,819 | 7,358 | 1,827 | 694 | 25,046 | 460 | 61,102 | 11,204 | 7,783 | 1,852 | 1,569 | 44,865 | 5,033 | 4 | | |
| 10 | 5 | 5 | | | 5 | | 14 | 2 | 2 | | | 8 | 4 | 5 | | |
| 3 | | | | | 3 | | 24 | | | | | 23 | 1 | 6 | | |
| 341,524 | 171,975 | 125,504 | 38,408 | 8,063 | 167,867 | 1,682 | 240,531 | 89,958 | 70,661 | 11,752 | 7,545 | 181,445 | 19,128 | 7 | | |
| 248,033 | 134,079 | 99,900 | 23,034 | 6,145 | 112,773 | 1,181 | 144,813 | 62,062 | 48,779 | 8,398 | 4,885 | 78,090 | 9,661 | 8 | | |
| 29,084 | 17,722 | 12,397 | 4,526 | 799 | 11,233 | 129 | 40,409 | 14,692 | 11,814 | 1,274 | 1,604 | 22,142 | 3,575 | 9 | | |
| 64,335 | 20,126 | 13,169 | 5,845 | 1,112 | 43,846 | 363 | 55,083 | 13,166 | 10,037 | 2,075 | 1,054 | 36,057 | 5,860 | 10 | | |
| 64 | 48 | 38 | 3 | 7 | 7 | 9 | 58 | 19 | 16 | 2 | 1 | 13 | 21 | 11 | | |
| 8 | | | | | 8 | | 173 | 19 | 15 | 3 | 1 | 143 | 11 | 12 | | |
| 19,482 | 17,766 | 15,397 | 1,932 | 437 | 1,596 | 120 | 35,726 | 18,958 | 15,947 | 2,360 | 651 | 15,416 | 1,352 | 13 | | |
| 11,076 | 9,800 | 8,533 | 1,035 | 272 | 1,121 | 55 | 19,012 | 9,025 | 7,551 | 1,142 | 332 | 9,252 | 735 | 14 | | |
| 8,112 | 7,652 | 6,664 | 836 | 152 | 444 | 16 | 16,096 | 9,613 | 8,082 | 1,217 | 314 | 6,003 | 430 | 15 | | |
| 10 | 7 | 6 | 1 | | 3 | | 109 | 12 | 10 | 1 | 1 | 82 | 15 | 16 | | |
| 261 | 207 | 194 | | 13 | 23 | 49 | 416 | 296 | 292 | | 4 | 7 | 113 | 17 | | |
| 23 | | | | | 23 | | 98 | 12 | 12 | | | 72 | 9 | 18 | | |
| 32,735 | 27,252 | 14,151 | 12,493 | 608 | 5,336 | 147 | 47,824 | 20,499 | 12,561 | 7,169 | 769 | 25,678 | 1,647 | 19 | | |
| 28,771 | 24,017 | 12,713 | 10,741 | 563 | 4,621 | 133 | 35,965 | 15,984 | 9,967 | 5,373 | 644 | 18,693 | 1,283 | 20 | | |
| 3,953 | 3,225 | 1,432 | 1,748 | 45 | 714 | 14 | 11,699 | 4,475 | 2,575 | 1,777 | 123 | 6,375 | 349 | 21 | | |
| 11 | 10 | 6 | 4 | | 1 | | 143 | 39 | 18 | 19 | 2 | 96 | 8 | 22 | | |
| | | | | | | | 2 | 1 | 1 | | | 1 | 1 | 23 | | |
| | | | | | | | 15 | | | | | 14 | 1 | 24 | | |
| 170,208 | 115,815 | 94,688 | 16,263 | 4,859 | 53,494 | 899 | 130,541 | 54,759 | 39,148 | 10,262 | 5,349 | 123,593 | 12,189 | 25 | | |
| 121,841 | 86,783 | 72,330 | 10,855 | 3,598 | 34,447 | 611 | 102,779 | 33,918 | 24,581 | 5,900 | 3,437 | 63,042 | 5,819 | 26 | | |
| 1,789 | 1,553 | 1,217 | 291 | 45 | 227 | 9 | 5,651 | 2,019 | 1,443 | 429 | 147 | 3,364 | 268 | 27 | | |
| 46,541 | 27,450 | 21,113 | 5,121 | 1,216 | 18,812 | 279 | 81,989 | 18,818 | 13,121 | 3,933 | 1,764 | 57,083 | 6,083 | 28 | | |
| 36 | 29 | 28 | 1 | | 7 | | 14 | 4 | 3 | | 1 | 1 | 9 | 29 | | |
| 1 | | | | | 1 | | 108 | | | | | 103 | 5 | 30 | | |
| 33,781 | 28,016 | 21,593 | 6,001 | 422 | 5,532 | 233 | 73,390 | 29,188 | 23,088 | 4,420 | 1,680 | 39,581 | 4,621 | 31 | | |
| 20,885 | 16,648 | 12,441 | 3,963 | 244 | 4,099 | 138 | 46,261 | 17,222 | 13,314 | 2,894 | 1,014 | 26,101 | 2,988 | 32 | | |
| 11,703 | 10,254 | 8,116 | 2,021 | 117 | 1,367 | 82 | 24,913 | 10,850 | 8,310 | 1,507 | 533 | 12,670 | 1,393 | 33 | | |
| 61 | 56 | 60 | 6 | | 5 | | 505 | 105 | 90 | 13 | 2 | 351 | 49 | 34 | | |
| 1,080 | 1,052 | 980 | 11 | 61 | 19 | 9 | 1,405 | 994 | 862 | 3 | 129 | 211 | 200 | 35 | | |
| 52 | 6 | 6 | | | 42 | 4 | 301 | 17 | 12 | 3 | 2 | 248 | 36 | 36 | | |
| 94,445 | 70,949 | 58,633 | 9,645 | 2,671 | 22,938 | 538 | 89,335 | 27,520 | 19,339 | 5,186 | 2,995 | 57,821 | 3,994 | 37 | | |
| 92,048 | 68,984 | 56,975 | 9,386 | 2,623 | 22,524 | 540 | 74,303 | 23,232 | 16,302 | 4,216 | 2,714 | 48,180 | 3,391 | 38 | | |
| 1,573 | 1,392 | 1,180 | 182 | 30 | 172 | 9 | 7,083 | 2,877 | 2,131 | 614 | 132 | 3,972 | 234 | 39 | | |
| 824 | 573 | 478 | 77 | 18 | 242 | 9 | 7,424 | 1,410 | 905 | 356 | 149 | 5,646 | 363 | 40 | | |
| | | | | | | | 1 | 1 | 1 | | | | | 41 | | |
| | | | | | | | 24 | | | | | 23 | 1 | 42 | | |
| 169,287 | 145,996 | 77,490 | 65,539 | 2,917 | 22,414 | 877 | 251,040 | 128,014 | 83,569 | 39,377 | 5,063 | 114,595 | 8,431 | 43 | | |
| 80,570 | 65,551 | 33,752 | 30,408 | 1,391 | 14,556 | 463 | 122,707 | 55,103 | 37,122 | 15,622 | 2,359 | 63,094 | 4,510 | 44 | | |
| 88,152 | 79,928 | 43,277 | 35,131 | 1,520 | 7,833 | 391 | 126,382 | 71,786 | 45,393 | 23,698 | 2,690 | 50,852 | 3,744 | 45 | | |
| 60 | 45 | 21 | 23 | 1 | 14 | 1 | 556 | 122 | 75 | 40 | 7 | 411 | 23 | 46 | | |
| 505 | 472 | 440 | 27 | 5 | 11 | 22 | 1,332 | 1,001 | 972 | 17 | 12 | 183 | 143 | 47 | | |
| | | | | | | | 63 | 2 | 2 | | | 55 | 6 | 48 | | |
| 5,878 | 5,065 | 4,095 | 569 | 401 | 715 | 98 | 12,754 | 4,609 | 3,684 | 509 | 416 | 6,673 | 1,472 | 49 | | |
| 4,153 | 3,500 | 2,787 | 411 | 302 | 575 | 78 | 8,422 | 2,685 | 2,016 | 344 | 325 | 4,583 | 1,154 | 50 | | |
| 1,499 | 1,342 | 1,088 | 155 | 99 | 137 | 20 | 3,862 | 1,620 | 1,369 | 161 | 90 | 1,944 | 298 | 51 | | |
| 9 | 8 | 7 | 1 | | 1 | | 151 | 24 | 20 | 3 | 1 | 115 | 12 | 52 | | |
| 213 | 212 | 212 | | | 1 | | 271 | 270 | 270 | | | | 1 | 53 | | |
| 4 | 3 | 1 | 2 | | 1 | | 48 | 10 | 9 | 1 | | 31 | 7 | 54 | | |

STATISTICS OF POPULATION.

TABLE 109.—PERSONS OWNING AND HIRING THEIR HOMES,

[This presentation is limited

MALES.

| STATES AND TERRITORIES. | Total private families. | FARM HOMES. | | | | | | OTHER HOMES. | | | | | |
|--------------------------------------|-------------------------|-------------|-----------|-------------|-----------|-----------|-----------|--------------|-----------|-------------|-----------|-----------|-----------|
| | | Total. | Owned. | | | Hired. | Un-known. | Total. | Owned. | | | Hired. | Un-known. |
| | | | Free. | Encumbered. | Un-known. | | | | Free. | Encumbered. | Un-known. | | |
| The United States ¹ | 14,062,087 | 5,328,823 | 2,203,582 | 1,044,073 | 115,174 | 1,927,664 | 38,330 | 8,733,264 | 1,861,493 | 971,706 | 140,497 | 5,363,232 | 396,336 |
| Alabama..... | 315,767 | 198,784 | 63,989 | 15,974 | 3,957 | 113,404 | 1,460 | 116,983 | 18,373 | 3,297 | 2,095 | 81,916 | 10,802 |
| Alaska..... | 10,955 | 24 | 19 | 3 | ----- | 2 | ----- | 10,931 | 6,514 | 18 | ----- | 1,442 | 2,957 |
| Arizona..... | 24,330 | 6,702 | 5,389 | 365 | 135 | 715 | 98 | 13,123 | 6,428 | 544 | 816 | 8,670 | 1,670 |
| Arkansas..... | 234,698 | 162,833 | 70,235 | 12,172 | 4,017 | 74,680 | 1,734 | 71,810 | 15,234 | 3,272 | 2,881 | 42,364 | 8,059 |
| California..... | 273,283 | 65,138 | 30,303 | 14,846 | 1,364 | 17,759 | 866 | 213,150 | 53,744 | 20,969 | 4,320 | 121,877 | 12,240 |
| Colorado..... | 107,888 | 23,415 | 11,682 | 4,430 | 741 | 6,199 | 363 | 84,473 | 23,155 | 6,548 | 2,063 | 47,899 | 4,808 |
| Connecticut..... | 171,419 | 23,935 | 11,534 | 8,459 | 284 | 3,546 | 162 | 147,434 | 18,023 | 24,765 | 881 | 100,168 | 3,597 |
| Delaware..... | 34,546 | 9,280 | 2,604 | 1,533 | 266 | 4,804 | 73 | 25,266 | 3,814 | 3,103 | 370 | 16,783 | 1,196 |
| District of Columbia..... | 43,879 | 226 | 94 | 23 | 1 | 103 | 5 | 43,653 | 6,225 | 3,566 | 232 | 32,347 | 1,233 |
| Florida..... | 97,182 | 37,783 | 22,242 | 2,619 | 1,615 | 10,933 | 374 | 59,399 | 14,011 | 1,488 | 2,430 | 36,346 | 5,124 |
| Georgia..... | 382,208 | 207,056 | 63,625 | 11,496 | 5,430 | 124,511 | 1,994 | 175,152 | 23,625 | 4,700 | 3,771 | 122,708 | 20,348 |
| Hawaii..... | 28,105 | 1,253 | 737 | 64 | 66 | 344 | 42 | 26,852 | 3,982 | 332 | 580 | 19,778 | 2,180 |
| Idaho..... | 33,060 | 16,279 | 11,617 | 2,331 | 399 | 1,713 | 219 | 16,781 | 6,953 | 591 | 535 | 6,840 | 1,862 |
| Illinois..... | 906,025 | 248,308 | 83,320 | 57,254 | 5,171 | 100,095 | 1,968 | 657,717 | 143,213 | 92,112 | 8,768 | 394,560 | 19,064 |
| Indiana..... | 505,416 | 207,970 | 87,788 | 53,384 | 3,430 | 62,013 | 1,355 | 297,446 | 80,923 | 43,306 | 3,802 | 160,660 | 8,755 |
| Indian Territory..... | 70,265 | 44,957 | 7,667 | 75 | 3,056 | 33,357 | 802 | 25,308 | 3,309 | 353 | 2,548 | 11,663 | 2,435 |
| Iowa..... | 433,417 | 214,332 | 62,452 | 78,692 | 2,575 | 74,133 | 1,430 | 219,085 | 77,841 | 33,557 | 3,035 | 97,019 | 7,633 |
| Kansas..... | 292,210 | 159,587 | 57,478 | 42,635 | 2,225 | 55,595 | 1,654 | 132,623 | 45,660 | 15,789 | 2,103 | 62,145 | 6,926 |
| Kentucky..... | 381,997 | 218,767 | 114,277 | 21,552 | 5,213 | 75,974 | 1,751 | 163,230 | 34,940 | 10,697 | 4,168 | 105,305 | 8,120 |
| Louisiana..... | 239,269 | 105,678 | 33,360 | 7,469 | 2,638 | 61,473 | 738 | 133,591 | 21,593 | 3,656 | 2,996 | 93,799 | 11,547 |
| Maine..... | 141,892 | 52,882 | 35,073 | 13,434 | 1,017 | 3,033 | 320 | 89,010 | 29,559 | 9,434 | 1,588 | 45,537 | 2,392 |
| Maryland..... | 206,260 | 43,894 | 16,154 | 9,899 | 1,594 | 15,701 | 546 | 162,366 | 32,654 | 15,097 | 2,706 | 101,559 | 10,354 |
| Massachusetts..... | 507,263 | 33,152 | 16,341 | 11,219 | 595 | 4,243 | 254 | 474,111 | 67,131 | 71,115 | 2,573 | 313,912 | 14,330 |
| Michigan..... | 483,320 | 192,077 | 79,127 | 76,820 | 2,619 | 32,638 | 1,073 | 296,243 | 87,112 | 45,181 | 5,669 | 147,680 | 10,601 |
| Minnesota..... | 309,693 | 145,573 | 62,900 | 52,416 | 3,911 | 25,202 | 1,144 | 164,125 | 51,254 | 19,076 | 2,792 | 82,757 | 3,246 |
| Mississippi..... | 272,293 | 202,606 | 50,460 | 19,577 | 3,537 | 127,544 | 1,488 | 69,687 | 13,740 | 2,444 | 1,585 | 39,906 | 12,012 |
| Missouri..... | 575,153 | 265,809 | 98,958 | 77,131 | 3,795 | 84,309 | 1,616 | 309,344 | 66,729 | 34,116 | 4,971 | 190,770 | 12,753 |
| Montana..... | 47,329 | 13,065 | 9,432 | 1,514 | 471 | 1,473 | 175 | 34,764 | 12,307 | 1,667 | 944 | 17,223 | 2,613 |
| Nebraska..... | 202,568 | 112,668 | 36,303 | 31,263 | 2,333 | 40,902 | 357 | 89,900 | 27,595 | 11,033 | 2,031 | 44,400 | 4,341 |
| Nevada..... | 9,176 | 1,930 | 1,324 | 330 | 35 | 264 | 27 | 7,196 | 3,480 | 173 | 262 | 2,578 | 703 |
| New Hampshire..... | 82,613 | 25,627 | 16,368 | 5,964 | 634 | 2,492 | 169 | 56,936 | 13,033 | 6,027 | 809 | 34,333 | 2,279 |
| New Jersey..... | 355,668 | 33,092 | 9,980 | 11,274 | 873 | 10,669 | 291 | 322,576 | 39,438 | 51,296 | 2,384 | 213,512 | 10,446 |
| New Mexico..... | 40,395 | 12,345 | 10,023 | 234 | 532 | 1,339 | 162 | 23,050 | 13,658 | 345 | 1,164 | 10,359 | 2,524 |
| New York..... | 1,832,916 | 212,667 | 80,362 | 72,303 | 3,430 | 54,162 | 1,355 | 1,170,249 | 152,262 | 134,431 | 7,116 | 344,280 | 32,160 |
| North Carolina..... | 326,696 | 205,925 | 93,132 | 18,539 | 4,375 | 33,927 | 952 | 120,771 | 20,094 | 4,508 | 3,530 | 83,120 | 9,459 |
| North Dakota..... | 60,077 | 42,595 | 25,145 | 11,670 | 1,331 | 4,094 | 355 | 17,432 | 6,438 | 1,654 | 597 | 7,020 | 1,723 |
| Ohio..... | 815,854 | 260,002 | 123,516 | 55,577 | 4,374 | 75,072 | 1,463 | 555,852 | 139,256 | 82,160 | 8,151 | 310,323 | 15,957 |
| Oklahoma..... | 81,107 | 60,314 | 39,565 | 4,317 | 2,015 | 13,314 | 603 | 20,733 | 7,766 | 1,432 | 795 | 8,699 | 2,101 |
| Oregon..... | 79,935 | 34,205 | 19,333 | 6,699 | 825 | 6,951 | 197 | 45,730 | 14,303 | 3,464 | 1,121 | 23,333 | 3,004 |
| Pennsylvania..... | 1,144,366 | 210,890 | 97,463 | 48,749 | 4,363 | 58,636 | 1,174 | 933,476 | 173,623 | 111,329 | 13,797 | 605,668 | 29,054 |
| Rhode Island..... | 73,244 | 5,197 | 2,572 | 1,002 | 285 | 1,307 | 31 | 73,047 | 3,373 | 3,403 | 317 | 53,663 | 1,796 |
| South Carolina..... | 225,830 | 139,942 | 37,983 | 10,517 | 3,709 | 36,921 | 312 | 85,333 | 10,365 | 2,420 | 1,262 | 60,670 | 11,171 |
| South Dakota..... | 77,089 | 49,832 | 23,144 | 13,694 | 1,523 | 11,143 | 368 | 27,207 | 11,133 | 2,792 | 816 | 10,223 | 2,133 |
| Tennessee..... | 348,701 | 208,234 | 100,414 | 14,020 | 4,746 | 37,635 | 1,419 | 140,467 | 26,373 | 5,627 | 4,676 | 93,765 | 9,526 |
| Texas..... | 521,213 | 320,626 | 114,662 | 37,030 | 7,413 | 159,960 | 1,561 | 200,537 | 53,117 | 10,725 | 5,373 | 110,122 | 15,745 |
| Utah..... | 46,629 | 17,872 | 13,947 | 1,340 | 399 | 1,569 | 117 | 23,767 | 12,222 | 2,037 | 474 | 12,979 | 995 |
| Vermont..... | 71,493 | 30,347 | 12,376 | 12,007 | 572 | 5,243 | 144 | 40,646 | 9,493 | 6,463 | 605 | 22,734 | 1,296 |
| Virginia..... | 303,232 | 155,395 | 83,975 | 15,203 | 4,251 | 51,141 | 320 | 152,337 | 30,931 | 9,051 | 4,174 | 99,643 | 3,933 |
| Washington..... | 93,331 | 32,364 | 20,569 | 5,734 | 396 | 5,390 | 225 | 66,517 | 20,370 | 4,139 | 1,551 | 35,339 | 4,063 |
| West Virginia..... | 167,073 | 83,257 | 53,392 | 9,219 | 2,459 | 22,134 | 533 | 78,316 | 15,919 | 4,702 | 2,377 | 52,226 | 3,392 |
| Wisconsin..... | 379,333 | 160,763 | 72,042 | 63,034 | 2,733 | 22,066 | 343 | 213,565 | 63,763 | 36,135 | 4,246 | 102,524 | 6,347 |
| Wyoming..... | 17,335 | 5,656 | 3,917 | 553 | 331 | 702 | 93 | 11,729 | 3,277 | 462 | 332 | 6,230 | 1,373 |

¹ Includes persons in the military and naval service of the United States (including civilian employees, etc.) stationed abroad, not credited to any state or territory.

PROPRIETORSHIP OF HOMES.

723

CLASSIFIED BY SEX, BY STATES AND TERRITORIES: 1900.

to private families.]

FEMALES.

| STATES AND TERRITORIES. | Total private families. | FARM HOMES. | | | | | | OTHER HOMES. | | | | | |
|--------------------------------------|-------------------------|-------------|---------|-------------|-----------|--------|-----------|--------------|---------|-------------|-----------|---------|-----------|
| | | Total. | Owned. | | | Hired. | Un-known. | Total. | Owned. | | | Hired. | Un-known. |
| | | | Free. | Encumbered. | Un-known. | | | | Free. | Encumbered. | Un-known. | | |
| The United States ¹ | 1,944,350 | 362,368 | 216,413 | 49,162 | 10,956 | 83,295 | 2,542 | 1,581,982 | 458,426 | 115,288 | 31,985 | 872,556 | 108,727 |
| Alabama | 55,213 | 18,564 | 6,449 | 811 | 459 | 10,659 | 186 | 36,649 | 5,381 | 467 | 697 | 25,201 | 4,908 |
| Alaska | 1,228 | | | | | | | 1,228 | 657 | 1 | | 200 | 370 |
| Arizona | 2,987 | 581 | 585 | 15 | 13 | 18 | | 2,406 | 907 | 85 | 85 | 1,142 | 187 |
| Arkansas | 27,723 | 12,981 | 6,854 | 661 | 405 | 4,912 | 149 | 14,742 | 3,187 | 364 | 545 | 8,455 | 2,191 |
| California | 46,402 | 5,079 | 3,317 | 1,133 | 130 | 453 | 46 | 41,323 | 12,864 | 3,268 | 736 | 22,186 | 2,269 |
| Colorado | 14,461 | 1,187 | 765 | 180 | 52 | 165 | 25 | 13,274 | 3,398 | 1,765 | 186 | 7,123 | 802 |
| Connecticut | 29,221 | 2,511 | 1,716 | 639 | 37 | 110 | 9 | 26,710 | 6,657 | 3,633 | 227 | 15,270 | 923 |
| Delaware | 4,461 | 389 | 199 | 78 | 36 | 74 | 2 | 4,072 | 1,142 | 401 | 95 | 2,174 | 260 |
| District of Columbia | 11,586 | 35 | 22 | 4 | | 9 | | 11,551 | 2,100 | 668 | 63 | 8,294 | 426 |
| Florida | 16,447 | 3,104 | 1,822 | 154 | 162 | 940 | 26 | 13,343 | 2,735 | 1,208 | 444 | 7,701 | 1,255 |
| Georgia | 68,504 | 14,157 | 6,597 | 640 | 555 | 6,213 | 152 | 54,347 | 7,267 | 767 | 1,194 | 38,015 | 7,104 |
| Hawaii | 1,658 | 73 | 56 | 4 | 5 | 8 | | 1,585 | 397 | 38 | 60 | 956 | 134 |
| Idaho | 2,769 | 775 | 647 | 76 | 15 | 28 | 9 | 1,984 | 946 | 217 | 43 | 637 | 141 |
| Illinois | 118,164 | 13,872 | 8,882 | 2,809 | 458 | 1,633 | 90 | 104,292 | 37,679 | 9,440 | 1,991 | 51,081 | 4,101 |
| Indiana | 61,656 | 13,270 | 9,414 | 2,480 | 331 | 959 | 86 | 48,386 | 21,910 | 4,473 | 1,042 | 18,956 | 2,005 |
| Indian Territory | 5,752 | 2,591 | 802 | 3 | 309 | 1,419 | 58 | 3,161 | 1,081 | 32 | 346 | 1,807 | 445 |
| Iowa | 43,293 | 9,014 | 5,164 | 2,697 | 174 | 916 | 63 | 34,279 | 18,183 | 2,931 | 459 | 10,935 | 1,771 |
| Kansas | 27,212 | 7,234 | 4,323 | 1,708 | 156 | 974 | 68 | 19,978 | 9,318 | 1,372 | 514 | 7,526 | 1,248 |
| Kentucky | 52,231 | 15,850 | 11,942 | 1,022 | 553 | 2,217 | 116 | 36,331 | 10,833 | 1,763 | 1,132 | 20,513 | 2,090 |
| Louisiana | 42,180 | 8,417 | 3,277 | 409 | 240 | 4,406 | 85 | 33,763 | 6,631 | 670 | 636 | 21,899 | 3,927 |
| Maine | 19,696 | 4,094 | 3,342 | 557 | 73 | 99 | 23 | 15,602 | 7,288 | 871 | 301 | 6,354 | 788 |
| Maryland | 33,577 | 3,117 | 1,934 | 634 | 170 | 353 | 26 | 30,460 | 7,335 | 1,478 | 547 | 17,740 | 2,860 |
| Massachusetts | 97,610 | 3,097 | 2,130 | 722 | 80 | 150 | 15 | 94,513 | 22,664 | 10,446 | 611 | 56,391 | 4,401 |
| Michigan | 54,038 | 10,139 | 6,363 | 3,169 | 164 | 394 | 49 | 43,899 | 19,261 | 3,969 | 1,022 | 17,366 | 2,281 |
| Minnesota | 27,586 | 6,619 | 4,022 | 1,922 | 234 | 384 | 57 | 20,967 | 8,005 | 1,240 | 417 | 9,691 | 1,614 |
| Mississippi | 43,821 | 18,301 | 4,940 | 1,029 | 370 | 11,739 | 223 | 25,520 | 4,019 | 467 | 477 | 15,448 | 5,109 |
| Missouri | 71,719 | 16,820 | 10,707 | 3,531 | 371 | 2,124 | 87 | 54,899 | 16,835 | 3,964 | 1,136 | 30,289 | 2,675 |
| Montana | 4,296 | 581 | 426 | 94 | 27 | 26 | 8 | 3,715 | 1,491 | 123 | 67 | 1,829 | 205 |
| Nebraska | 15,422 | 4,053 | 2,168 | 1,148 | 139 | 565 | 33 | 11,369 | 4,562 | 798 | 322 | 4,344 | 843 |
| Nevada | 1,296 | 133 | 111 | 14 | 1 | 7 | | 1,163 | 721 | 26 | 34 | 285 | 97 |
| New Hampshire | 13,921 | 2,518 | 2,020 | 315 | 69 | 103 | 11 | 11,403 | 4,418 | 633 | 253 | 5,407 | 642 |
| New Jersey | 53,325 | 2,116 | 1,124 | 694 | 102 | 186 | 10 | 51,209 | 11,213 | 6,540 | 632 | 30,481 | 2,343 |
| New Mexico | 5,115 | 711 | 627 | 12 | 36 | 30 | 6 | 4,404 | 2,339 | 41 | 207 | 1,340 | 477 |
| New York | 225,254 | 14,416 | 8,793 | 4,356 | 304 | 894 | 69 | 210,338 | 35,850 | 19,275 | 2,000 | 144,464 | 9,249 |
| North Carolina | 40,869 | 17,732 | 11,235 | 1,050 | 556 | 4,802 | 39 | 23,137 | 6,139 | 633 | 1,316 | 11,313 | 3,681 |
| North Dakota | 3,233 | 1,380 | 968 | 295 | 47 | 57 | 13 | 1,903 | 808 | 91 | 69 | 692 | 243 |
| Ohio | 118,820 | 19,734 | 14,929 | 3,055 | 490 | 1,239 | 71 | 99,036 | 33,311 | 8,534 | 2,139 | 44,662 | 4,290 |
| Oklahoma | 4,822 | 2,692 | 2,042 | 178 | 106 | 342 | 24 | 2,130 | 873 | 105 | 68 | 802 | 282 |
| Oregon | 7,610 | 1,754 | 1,233 | 311 | 37 | 167 | 6 | 5,856 | 2,215 | 297 | 136 | 2,739 | 419 |
| Pennsylvania | 158,808 | 14,166 | 10,044 | 2,522 | 446 | 1,102 | 52 | 144,642 | 45,547 | 12,320 | 3,130 | 76,979 | 6,666 |
| Rhode Island | 14,491 | 409 | 281 | 59 | 30 | 38 | 1 | 14,082 | 2,780 | 1,316 | 91 | 9,359 | 536 |
| South Carolina | 42,029 | 12,943 | 5,077 | 664 | 511 | 6,597 | 94 | 29,086 | 3,713 | 393 | 440 | 20,260 | 4,280 |
| South Dakota | 5,201 | 1,946 | 1,214 | 454 | 81 | 134 | 13 | 3,255 | 1,607 | 175 | 92 | 1,050 | 331 |
| Tennessee | 50,316 | 17,608 | 12,224 | 679 | 648 | 3,938 | 119 | 32,708 | 7,252 | 669 | 1,347 | 20,739 | 2,701 |
| Texas | 60,842 | 20,898 | 10,842 | 1,378 | 650 | 7,907 | 121 | 39,944 | 12,544 | 1,027 | 1,667 | 21,323 | 3,333 |
| Utah | 8,579 | 1,610 | 1,450 | 92 | 38 | 27 | 3 | 6,969 | 3,725 | 273 | 177 | 2,437 | 357 |
| Vermont | 9,066 | 1,888 | 1,275 | 486 | 36 | 88 | 3 | 7,178 | 3,068 | 701 | 164 | 2,394 | 351 |
| Virginia | 52,517 | 14,313 | 10,713 | 1,060 | 608 | 2,353 | 79 | 37,704 | 8,167 | 1,211 | 1,175 | 23,945 | 3,206 |
| Washington | 8,290 | 1,417 | 1,024 | 217 | 26 | 142 | 8 | 6,373 | 2,218 | 281 | 129 | 3,692 | 533 |
| West Virginia | 16,707 | 6,188 | 4,741 | 426 | 212 | 784 | 25 | 10,519 | 3,420 | 484 | 418 | 5,595 | 602 |
| Wisconsin | 40,994 | 8,519 | 5,448 | 2,505 | 184 | 343 | 34 | 32,475 | 14,806 | 3,192 | 822 | 12,071 | 1,534 |
| Wyoming | 1,247 | 222 | 178 | 11 | 20 | 13 | | 1,025 | 407 | 47 | 34 | 443 | 94 |

¹ Includes persons in the military and naval service of the United States (including civilian employees, etc.) stationed abroad, not credited to any state or territory.

STATISTICS OF POPULATION.

TABLE 110.—PERSONS OWNING AND HIRING THEIR HOMES, CLASSIFIED

[This presentation is limited]

| STATES, TERRITORIES, AND AGE PERIODS. | | ALL HOMES. | | | | | | |
|---------------------------------------|--------------------------------------|------------|-----------|-----------|-------------|----------|-----------|----------|
| | | Aggregate. | Owned. | | | | Hired. | Unknown. |
| | | | Total. | Free. | Encumbered. | Unknown. | | |
| 1 | The United States ¹ | 16,006,437 | 7,218,765 | 4,739,914 | 2,180,229 | 298,612 | 8,246,747 | 540,935 |
| 2 | Under 25 years..... | 831,518 | 126,174 | 81,786 | 35,564 | 8,824 | 638,509 | 66,835 |
| 3 | 25 to 34 years..... | 3,800,093 | 1,041,663 | 610,544 | 380,461 | 50,663 | 2,400,014 | 158,411 |
| 4 | 35 to 44 years..... | 4,196,031 | 1,816,001 | 1,085,470 | 658,526 | 72,005 | 2,261,904 | 118,146 |
| 5 | 45 to 54 years..... | 3,360,006 | 1,769,827 | 1,147,648 | 554,282 | 67,917 | 1,509,413 | 80,766 |
| 6 | 55 to 64 years..... | 2,193,005 | 1,356,816 | 954,202 | 351,438 | 51,176 | 782,227 | 53,962 |
| 7 | 65 years and over..... | 1,569,866 | 1,089,495 | 847,069 | 196,407 | 46,019 | 429,321 | 51,050 |
| 8 | Age unknown..... | 55,898 | 18,774 | 13,195 | 3,571 | 2,008 | 25,359 | 11,765 |
| 9 | Alabama..... | 370,980 | 122,449 | 94,692 | 20,549 | 7,208 | 231,180 | 17,351 |
| 10 | Under 25 years..... | 39,791 | 4,459 | 3,300 | 858 | 301 | 31,659 | 3,673 |
| 11 | 25 to 34 years..... | 97,432 | 22,761 | 17,132 | 4,252 | 1,377 | 69,447 | 5,224 |
| 12 | 35 to 44 years..... | 78,333 | 29,497 | 22,714 | 5,102 | 1,681 | 45,966 | 2,920 |
| 13 | 45 to 54 years..... | 83,847 | 33,168 | 25,400 | 5,992 | 1,776 | 48,234 | 2,335 |
| 14 | 55 to 64 years..... | 40,613 | 18,312 | 14,522 | 2,730 | 1,060 | 20,921 | 1,380 |
| 15 | 65 years and over..... | 28,766 | 13,858 | 11,333 | 1,566 | 969 | 13,871 | 1,537 |
| 16 | Age unknown..... | 2,148 | 394 | 291 | 59 | 44 | 1,532 | 222 |
| 17 | Alaska..... | 12,183 | 7,212 | 7,190 | 22 | | 1,644 | 3,327 |
| 18 | Under 25 years..... | 1,003 | 448 | 448 | | | 156 | 399 |
| 19 | 25 to 34 years..... | 3,365 | 1,778 | 1,776 | 2 | | 524 | 1,063 |
| 20 | 35 to 44 years..... | 3,466 | 2,137 | 2,124 | 13 | | 513 | 316 |
| 21 | 45 to 54 years..... | 2,086 | 1,356 | 1,350 | 6 | | 262 | 468 |
| 22 | 55 to 64 years..... | 920 | 612 | 612 | | | 121 | 187 |
| 23 | 65 years and over..... | 338 | 272 | 271 | 1 | | 34 | 82 |
| 24 | Age unknown..... | 955 | 609 | 609 | | | 34 | 312 |
| 25 | Arizona..... | 27,817 | 15,317 | 13,259 | 1,009 | 1,049 | 10,545 | 1,955 |
| 26 | Under 25 years..... | 2,159 | 847 | 772 | 17 | 58 | 1,091 | 221 |
| 27 | 25 to 34 years..... | 7,418 | 3,423 | 2,942 | 270 | 211 | 3,361 | 634 |
| 28 | 35 to 44 years..... | 7,825 | 4,235 | 3,678 | 292 | 265 | 3,071 | 519 |
| 29 | 45 to 54 years..... | 5,513 | 3,399 | 2,953 | 232 | 211 | 1,806 | 308 |
| 30 | 55 to 64 years..... | 2,998 | 2,017 | 1,751 | 136 | 130 | 820 | 161 |
| 31 | 65 years and over..... | 1,600 | 1,204 | 1,094 | 59 | 51 | 375 | 81 |
| 32 | Age unknown..... | 244 | 192 | 66 | 3 | 123 | 21 | 31 |
| 33 | Arkansas..... | 262,421 | 119,827 | 95,510 | 16,469 | 7,848 | 130,411 | 12,183 |
| 34 | Under 25 years..... | 23,297 | 4,677 | 3,584 | 638 | 455 | 16,440 | 2,180 |
| 35 | 25 to 34 years..... | 71,813 | 24,139 | 18,847 | 3,535 | 1,807 | 43,137 | 3,967 |
| 36 | 35 to 44 years..... | 60,995 | 29,377 | 23,203 | 4,269 | 1,905 | 29,310 | 2,308 |
| 37 | 45 to 54 years..... | 59,778 | 32,166 | 25,578 | 4,696 | 1,892 | 25,716 | 1,896 |
| 38 | 55 to 64 years..... | 29,476 | 18,239 | 14,979 | 2,257 | 1,053 | 10,256 | 931 |
| 39 | 65 years and over..... | 15,977 | 10,642 | 8,976 | 988 | 678 | 4,630 | 705 |
| 40 | Age unknown..... | 1,585 | 487 | 343 | 86 | 58 | 922 | 176 |
| 41 | California..... | 324,690 | 146,994 | 100,228 | 40,216 | 6,550 | 162,275 | 15,421 |
| 42 | Under 25 years..... | 9,952 | 1,591 | 1,065 | 336 | 140 | 7,123 | 1,233 |
| 43 | 25 to 34 years..... | 62,642 | 17,523 | 10,885 | 5,633 | 955 | 41,232 | 3,337 |
| 44 | 35 to 44 years..... | 87,935 | 35,719 | 22,508 | 11,620 | 1,591 | 48,337 | 3,379 |
| 45 | 45 to 54 years..... | 70,004 | 34,565 | 22,999 | 10,213 | 1,358 | 32,912 | 2,527 |
| 46 | 55 to 64 years..... | 51,646 | 29,987 | 21,602 | 7,261 | 1,224 | 19,827 | 1,332 |
| 47 | 65 years and over..... | 40,432 | 26,981 | 20,764 | 4,951 | 1,216 | 11,999 | 1,502 |
| 48 | Age unknown..... | 2,079 | 678 | 605 | 102 | 71 | 790 | 611 |
| 49 | Colorado..... | 122,349 | 54,965 | 39,000 | 12,923 | 3,042 | 61,386 | 5,998 |
| 50 | Under 25 years..... | 4,892 | 1,095 | 807 | 133 | 105 | 3,273 | 524 |
| 51 | 25 to 34 years..... | 29,133 | 9,095 | 6,287 | 2,206 | 602 | 13,272 | 1,771 |
| 52 | 35 to 44 years..... | 39,039 | 17,640 | 12,136 | 4,533 | 916 | 19,307 | 1,612 |
| 53 | 45 to 54 years..... | 27,219 | 14,293 | 10,139 | 3,391 | 763 | 11,331 | 1,045 |
| 54 | 55 to 64 years..... | 14,453 | 8,451 | 6,136 | 1,853 | 437 | 5,465 | 532 |
| 55 | 65 years and over..... | 6,868 | 4,133 | 3,253 | 741 | 139 | 2,390 | 295 |
| 56 | Age unknown..... | 715 | 193 | 142 | 26 | 30 | 298 | 219 |
| 57 | Connecticut..... | 200,640 | 76,855 | 37,930 | 37,496 | 1,429 | 119,094 | 4,691 |
| 58 | Under 25 years..... | 5,808 | 404 | 168 | 226 | 10 | 5,115 | 289 |
| 59 | 25 to 34 years..... | 43,708 | 6,905 | 2,070 | 4,690 | 145 | 35,545 | 1,258 |
| 60 | 35 to 44 years..... | 51,632 | 15,912 | 5,541 | 10,103 | 268 | 34,596 | 1,124 |
| 61 | 45 to 54 years..... | 42,793 | 18,753 | 8,566 | 9,872 | 320 | 23,250 | 785 |
| 62 | 55 to 64 years..... | 30,609 | 17,083 | 9,522 | 7,262 | 299 | 12,932 | 594 |
| 63 | 65 years and over..... | 25,795 | 17,667 | 11,997 | 5,292 | 378 | 7,534 | 594 |
| 64 | Age unknown..... | 295 | 126 | 66 | 51 | 9 | 122 | 47 |
| 65 | Delaware..... | 39,007 | 13,641 | 7,759 | 5,115 | 767 | 23,335 | 1,531 |
| 66 | Under 25 years..... | 1,512 | 124 | 76 | 44 | 4 | 1,246 | 142 |
| 67 | 25 to 34 years..... | 8,133 | 1,307 | 595 | 650 | 62 | 6,399 | 427 |
| 68 | 35 to 44 years..... | 10,512 | 3,173 | 1,587 | 1,420 | 171 | 6,943 | 391 |
| 69 | 45 to 54 years..... | 8,668 | 3,504 | 1,912 | 1,409 | 133 | 4,906 | 258 |
| 70 | 55 to 64 years..... | 5,903 | 2,920 | 1,794 | 968 | 153 | 2,321 | 162 |
| 71 | 65 years and over..... | 4,127 | 2,559 | 1,767 | 609 | 133 | 1,434 | 134 |
| 72 | Age unknown..... | 152 | 49 | 28 | 15 | 6 | 86 | 17 |

¹ Includes persons in the military and naval service of the United States (including civilian employees, etc.) stationed abroad, not credited to any state or territory.

PROPRIETORSHIP OF HOMES.

BY AGE PERIODS, BY STATES AND TERRITORIES: 1900.

to private families.]

| Aggregate. | FARM HOMES. | | | | | | OTHER HOMES. | | | | | | 1 | |
|------------|-------------|-----------|-------------|-----------|-----------|-----------|--------------|-----------|-----------|-------------|-----------|-----------|---------|-----------|
| | Owned. | | | | Hired. | Un-known. | Aggregate. | Owned. | | | | Hired. | | Un-known. |
| | Total. | Free. | Encumbered. | Un-known. | | | | Total. | Free. | Encumbered. | Un-known. | | | |
| 5,691,191 | 3,639,360 | 2,419,995 | 1,093,235 | 126,130 | 2,010,959 | 40,872 | 10,315,246 | 3,579,395 | 2,319,919 | 1,086,994 | 172,482 | 6,235,785 | 500,063 | 1 |
| 279,677 | 76,452 | 51,319 | 21,300 | 3,533 | 198,696 | 4,429 | 551,941 | 49,722 | 30,467 | 14,264 | 4,991 | 439,813 | 62,406 | 2 |
| 1,206,603 | 541,237 | 335,490 | 184,390 | 21,357 | 653,505 | 11,861 | 2,593,490 | 500,431 | 275,054 | 196,071 | 29,306 | 1,946,509 | 146,550 | 3 |
| 1,419,123 | 908,514 | 556,992 | 320,878 | 30,644 | 501,689 | 3,920 | 2,776,928 | 907,487 | 528,478 | 337,648 | 41,361 | 1,760,215 | 109,226 | 4 |
| 1,303,060 | 916,607 | 604,000 | 282,020 | 30,587 | 379,839 | 6,614 | 2,056,946 | 853,220 | 543,648 | 272,242 | 37,330 | 1,129,574 | 74,152 | 5 |
| 869,486 | 683,635 | 479,060 | 182,641 | 21,934 | 181,345 | 4,506 | 1,323,519 | 673,181 | 475,142 | 163,797 | 29,242 | 600,882 | 49,456 | 6 |
| 599,790 | 505,548 | 388,030 | 100,413 | 17,105 | 89,989 | 4,253 | 970,076 | 589,947 | 469,039 | 95,994 | 28,914 | 339,332 | 46,797 | 7 |
| 13,562 | 7,367 | 5,104 | 1,593 | 670 | 5,896 | 289 | 42,346 | 11,407 | 8,091 | 1,978 | 1,338 | 19,463 | 11,476 | 8 |
| 217,348 | 91,639 | 70,438 | 16,785 | 4,416 | 124,063 | 1,646 | 153,632 | 30,810 | 24,254 | 3,764 | 2,792 | 107,117 | 15,705 | 9 |
| 18,894 | 3,507 | 2,593 | 742 | 172 | 15,161 | 226 | 20,897 | 952 | 707 | 116 | 129 | 16,498 | 3,447 | 10 |
| 52,019 | 16,919 | 12,755 | 3,391 | 773 | 34,651 | 449 | 45,413 | 5,842 | 4,377 | 861 | 604 | 34,796 | 4,775 | 11 |
| 46,977 | 21,914 | 16,843 | 4,037 | 1,034 | 23,766 | 297 | 32,406 | 7,583 | 5,871 | 1,065 | 647 | 22,200 | 2,623 | 12 |
| 53,552 | 25,511 | 19,301 | 4,984 | 1,226 | 29,712 | 329 | 28,295 | 7,657 | 6,099 | 1,008 | 550 | 18,572 | 2,066 | 13 |
| 26,424 | 13,680 | 10,738 | 2,271 | 671 | 12,566 | 178 | 14,189 | 4,632 | 3,784 | 459 | 389 | 8,355 | 1,202 | 14 |
| 17,620 | 9,898 | 8,065 | 1,316 | 517 | 7,573 | 149 | 11,146 | 3,960 | 3,268 | 240 | 452 | 5,798 | 1,388 | 15 |
| 862 | 210 | 143 | 44 | 23 | 634 | 18 | 1,286 | 184 | 148 | 15 | 21 | 898 | 204 | 16 |
| 24 | 22 | 19 | 3 | | 2 | | 12,159 | 7,190 | 7,171 | 19 | | 1,642 | 3,327 | 17 |
| 2 | 1 | 1 | | | 1 | | 1,001 | 447 | 447 | | | 155 | 399 | 18 |
| 4 | 4 | 3 | 1 | | | | 3,361 | 1,774 | 1,773 | 1 | | 524 | 1,063 | 19 |
| 11 | 11 | 9 | 2 | | | | 3,455 | 2,126 | 2,115 | 11 | | 513 | 816 | 20 |
| 3 | 2 | 2 | | | 1 | | 2,083 | 1,354 | 1,348 | 6 | | 261 | 468 | 21 |
| 3 | 3 | 3 | | | | | 917 | 609 | 609 | | | 121 | 187 | 22 |
| 1 | 1 | 1 | | | | | 387 | 270 | 270 | 1 | | 34 | 82 | 23 |
| | | | | | | | 955 | 609 | 609 | | | 34 | 312 | 24 |
| 7,283 | 6,462 | 5,924 | 380 | 148 | 733 | 98 | 20,534 | 3,865 | 7,335 | 629 | 901 | 9,812 | 1,867 | 25 |
| 441 | 376 | 367 | 5 | 4 | 58 | 7 | 1,718 | 471 | 405 | 12 | 54 | 1,033 | 214 | 26 |
| 1,625 | 1,397 | 1,248 | 120 | 29 | 199 | 29 | 5,798 | 2,026 | 1,694 | 150 | 182 | 3,162 | 605 | 27 |
| 1,898 | 1,669 | 1,540 | 87 | 42 | 210 | 19 | 5,927 | 2,566 | 2,138 | 205 | 223 | 2,861 | 500 | 28 |
| 1,667 | 1,512 | 1,397 | 85 | 30 | 141 | 14 | 3,846 | 1,887 | 1,559 | 147 | 181 | 1,665 | 294 | 29 |
| 1,044 | 938 | 855 | 56 | 27 | 88 | 18 | 1,954 | 1,079 | 896 | 80 | 103 | 732 | 143 | 30 |
| 599 | 553 | 511 | 27 | 15 | 36 | 10 | 1,061 | 651 | 583 | 32 | 36 | 339 | 71 | 31 |
| 9 | 7 | 6 | | 1 | 1 | 1 | 235 | 185 | 60 | 3 | 122 | 20 | 30 | 32 |
| 175,869 | 94,344 | 77,089 | 12,833 | 4,422 | 79,592 | 1,933 | 86,552 | 25,483 | 18,421 | 3,636 | 3,426 | 50,819 | 10,250 | 33 |
| 14,241 | 3,807 | 3,064 | 536 | 207 | 10,136 | 298 | 9,056 | 870 | 520 | 102 | 248 | 6,304 | 1,882 | 34 |
| 44,875 | 18,767 | 15,215 | 2,642 | 910 | 25,514 | 594 | 26,438 | 5,422 | 3,632 | 893 | 897 | 17,623 | 3,393 | 35 |
| 40,203 | 22,606 | 18,396 | 3,156 | 1,054 | 17,222 | 375 | 20,732 | 6,771 | 4,807 | 1,113 | 851 | 12,038 | 1,933 | 36 |
| 45,230 | 25,940 | 20,944 | 3,826 | 1,170 | 16,967 | 373 | 16,498 | 6,226 | 4,634 | 870 | 722 | 8,749 | 1,523 | 37 |
| 21,321 | 14,574 | 12,036 | 1,827 | 651 | 6,561 | 186 | 8,165 | 3,715 | 3,333 | 430 | 402 | 3,685 | 745 | 38 |
| 11,132 | 8,315 | 7,129 | 787 | 399 | 2,722 | 95 | 4,845 | 2,327 | 1,847 | 201 | 279 | 1,908 | 610 | 39 |
| 817 | 335 | 245 | 59 | 31 | 470 | 12 | 768 | 152 | 98 | 27 | 27 | 452 | 164 | 40 |
| 70,217 | 51,093 | 33,620 | 15,979 | 1,494 | 18,212 | 912 | 254,473 | 95,901 | 66,608 | 24,237 | 5,056 | 144,063 | 14,509 | 41 |
| 1,247 | 528 | 341 | 153 | 34 | 676 | 43 | 8,705 | 1,063 | 724 | 233 | 106 | 6,452 | 1,190 | 42 |
| 10,899 | 5,791 | 3,553 | 2,038 | 200 | 4,884 | 224 | 51,743 | 11,732 | 7,332 | 3,645 | 755 | 36,398 | 3,613 | 43 |
| 17,727 | 11,817 | 7,210 | 4,216 | 391 | 5,650 | 260 | 70,208 | 23,902 | 15,298 | 7,404 | 1,200 | 42,687 | 3,619 | 44 |
| 15,776 | 12,014 | 7,671 | 4,033 | 310 | 3,622 | 139 | 54,229 | 22,551 | 15,328 | 6,180 | 1,043 | 29,290 | 2,388 | 45 |
| 13,048 | 10,803 | 7,356 | 3,159 | 288 | 2,123 | 122 | 38,598 | 19,184 | 14,146 | 4,102 | 936 | 17,704 | 1,710 | 46 |
| 11,242 | 9,933 | 7,320 | 2,355 | 258 | 1,191 | 118 | 29,190 | 16,998 | 13,444 | 2,596 | 958 | 10,808 | 1,384 | 47 |
| 279 | 207 | 169 | 25 | 13 | 66 | 6 | 1,800 | 336 | 77 | 7 | 58 | 724 | 605 | 48 |
| 24,602 | 17,850 | 12,447 | 4,610 | 793 | 6,364 | 388 | 97,747 | 37,115 | 26,553 | 3,313 | 2,249 | 55,022 | 5,610 | 49 |
| 737 | 372 | 267 | 78 | 27 | 340 | 25 | 4,155 | 723 | 540 | 105 | 78 | 2,933 | 499 | 50 |
| 4,762 | 2,312 | 1,930 | 760 | 132 | 1,841 | 109 | 24,376 | 6,233 | 4,357 | 1,456 | 470 | 16,431 | 1,662 | 51 |
| 7,423 | 5,323 | 3,602 | 1,498 | 223 | 2,011 | 89 | 31,636 | 12,317 | 8,584 | 3,040 | 693 | 17,796 | 1,523 | 52 |
| 6,129 | 4,762 | 3,284 | 1,265 | 213 | 1,279 | 88 | 21,090 | 9,531 | 6,855 | 2,126 | 550 | 10,602 | 957 | 53 |
| 3,779 | 3,094 | 2,209 | 750 | 135 | 639 | 46 | 10,679 | 5,367 | 3,977 | 1,033 | 302 | 4,826 | 486 | 54 |
| 1,696 | 1,436 | 1,116 | 265 | 55 | 236 | 24 | 5,172 | 2,747 | 2,137 | 476 | 134 | 2,154 | 271 | 55 |
| 76 | 51 | 39 | 4 | 8 | 18 | 7 | 639 | 147 | 103 | 22 | 22 | 280 | 212 | 56 |
| 26,496 | 22,669 | 13,250 | 9,098 | 321 | 3,656 | 171 | 174,144 | 54,186 | 24,680 | 28,398 | 1,108 | 115,438 | 4,520 | 57 |
| 294 | 149 | 77 | 70 | 2 | 142 | 3 | 5,514 | 255 | 91 | 156 | 8 | 4,973 | 286 | 58 |
| 2,713 | 1,790 | 709 | 1,046 | 35 | 878 | 46 | 40,995 | 5,116 | 1,361 | 3,644 | 110 | 34,667 | 1,213 | 59 |
| 5,210 | 4,079 | 1,905 | 2,126 | 48 | 1,086 | 45 | 46,422 | 11,833 | 3,636 | 7,977 | 220 | 33,510 | 1,079 | 60 |
| 5,976 | 5,185 | 2,882 | 2,237 | 66 | 768 | 23 | 36,817 | 13,573 | 5,684 | 7,635 | 254 | 22,482 | 762 | 61 |
| 5,746 | 5,252 | 3,263 | 1,921 | 68 | 475 | 19 | 24,863 | 11,881 | 6,259 | 5,341 | 231 | 12,457 | 575 | 62 |
| 6,519 | 6,182 | 4,393 | 1,690 | 99 | 301 | 36 | 19,276 | 11,485 | 7,604 | 3,602 | 279 | 7,233 | 558 | 63 |
| 38 | 32 | 21 | 8 | 3 | 6 | | 257 | 94 | 45 | 43 | 6 | 116 | 47 | 64 |
| 9,669 | 4,716 | 2,803 | 1,611 | 302 | 4,878 | 75 | 29,338 | 8,925 | 4,956 | 3,504 | 465 | 18,957 | 1,456 | 65 |
| 340 | 54 | 39 | 14 | 1 | 280 | 6 | 1,172 | 70 | 37 | 30 | 3 | 966 | 136 | 66 |
| 1,734 | 461 | 250 | 189 | 22 | 1,256 | 17 | 6,399 | 846 | 345 | 461 | 40 | 5,143 | 410 | 67 |
| 2,537 | 1,100 | 617 | 408 | 75 | 1,436 | 21 | 7,955 | 2,078 | 970 | 1,012 | 96 | 5,507 | 370 | 68 |
| 2,240 | 1,235 | 718 | 438 | 79 | 993 | 12 | 6,423 | 2,269 | 1,194 | 971 | 104 | 3,913 | 246 | 69 |
| 1,664 | 1,034 | 622 | 349 | 63 | 618 | 12 | 4,239 | 1,886 | 1,172 | 619 | 95 | 2,203 | 150 | 70 |
| 1,107 | 818 | 549 | 208 | 61 | 282 | 7 | 3,020 | 1,741 | 1,218 | 401 | 122 | 1,152 | 127 | 71 |
| 27 | 14 | 8 | 6 | | 13 | | 125 | 35 | 20 | 10 | 5 | 73 | 17 | 72 |

STATISTICS OF POPULATION.

TABLE 110.—PERSONS OWNING AND HIRING THEIR HOMES, CLASSIFIED

| STATES, TERRITORIES, AND AGE PERIODS. | | ALL HOMES. | | | | | | |
|---------------------------------------|----------------------------|------------|---------|---------|-------------|----------|---------|----------|
| | | Aggregate. | Owned. | | | | Hired. | Unknown. |
| | | | Total. | Free. | Encumbered. | Unknown. | | |
| 1 | District of Columbia | 55,465 | 12,998 | 8,441 | 4,261 | 296 | 40,753 | 1,714 |
| 2 | Under 25 years | 1,867 | 86 | 54 | 27 | 5 | 1,650 | 131 |
| 3 | 25 to 34 years | 12,029 | 1,297 | 677 | 590 | 30 | 10,230 | 502 |
| 4 | 35 to 44 years | 14,988 | 2,819 | 1,576 | 1,174 | 69 | 11,764 | 405 |
| 5 | 45 to 54 years | 12,524 | 3,240 | 2,069 | 1,099 | 72 | 8,985 | 299 |
| 6 | 55 to 64 years | 8,961 | 3,293 | 2,273 | 944 | 76 | 5,457 | 211 |
| 7 | 65 years and over | 5,022 | 2,260 | 1,789 | 427 | 44 | 2,638 | 124 |
| 8 | Age unknown | 74 | 3 | 3 | | | 29 | 42 |
| 9 | Florida | 113,629 | 50,980 | 40,810 | 5,469 | 4,651 | 55,920 | 6,779 |
| 10 | Under 25 years | 10,765 | 1,950 | 1,516 | 197 | 237 | 7,580 | 1,285 |
| 11 | 25 to 34 years | 30,712 | 10,206 | 7,996 | 1,182 | 1,028 | 18,297 | 2,209 |
| 12 | 35 to 44 years | 28,534 | 13,648 | 10,897 | 1,545 | 1,208 | 13,524 | 1,362 |
| 13 | 45 to 54 years | 22,479 | 12,295 | 9,926 | 1,350 | 1,019 | 9,315 | 869 |
| 14 | 55 to 64 years | 12,440 | 7,558 | 6,144 | 751 | 663 | 4,394 | 438 |
| 15 | 65 years and over | 7,746 | 4,916 | 4,064 | 400 | 452 | 2,398 | 432 |
| 16 | Age unknown | 953 | 357 | 267 | 44 | 46 | 462 | 134 |
| 17 | Georgia | 450,712 | 129,667 | 101,114 | 17,603 | 10,950 | 291,447 | 29,598 |
| 18 | Under 25 years | 48,492 | 3,746 | 2,847 | 506 | 393 | 38,501 | 6,245 |
| 19 | 25 to 34 years | 119,665 | 21,940 | 16,538 | 3,301 | 2,056 | 88,490 | 9,235 |
| 20 | 35 to 44 years | 106,546 | 33,600 | 25,734 | 5,004 | 2,812 | 67,591 | 5,355 |
| 21 | 45 to 54 years | 87,972 | 33,113 | 25,897 | 4,681 | 2,535 | 51,247 | 3,612 |
| 22 | 55 to 64 years | 50,604 | 21,021 | 16,765 | 2,625 | 1,631 | 27,150 | 2,433 |
| 23 | 65 years and over | 34,989 | 15,824 | 12,938 | 1,423 | 1,458 | 16,838 | 2,327 |
| 24 | Age unknown | 2,444 | 423 | 300 | 58 | 65 | 1,630 | 391 |
| 25 | Hawaii | 29,763 | 6,321 | 5,172 | 438 | 711 | 21,086 | 2,356 |
| 26 | Under 25 years | 2,895 | 269 | 228 | 10 | 31 | 2,238 | 343 |
| 27 | 25 to 34 years | 10,841 | 1,208 | 955 | 97 | 156 | 8,617 | 1,016 |
| 28 | 35 to 44 years | 8,595 | 1,809 | 1,457 | 136 | 216 | 6,242 | 544 |
| 29 | 45 to 54 years | 3,797 | 1,350 | 1,092 | 116 | 142 | 2,221 | 226 |
| 30 | 55 to 64 years | 2,165 | 943 | 812 | 47 | 89 | 1,095 | 122 |
| 31 | 65 years and over | 1,316 | 686 | 591 | 31 | 64 | 533 | 97 |
| 32 | Age unknown | 154 | 51 | 37 | 1 | 13 | 95 | 8 |
| 33 | Idaho | 35,819 | 24,370 | 20,163 | 3,215 | 992 | 9,218 | 2,231 |
| 34 | Under 25 years | 1,890 | 803 | 682 | 66 | 55 | 778 | 309 |
| 35 | 25 to 34 years | 9,180 | 5,491 | 4,560 | 662 | 269 | 3,022 | 667 |
| 36 | 35 to 44 years | 10,794 | 7,430 | 6,069 | 1,095 | 266 | 2,766 | 598 |
| 37 | 45 to 54 years | 7,107 | 5,238 | 4,215 | 819 | 204 | 1,542 | 327 |
| 38 | 55 to 64 years | 4,245 | 3,333 | 2,820 | 392 | 121 | 722 | 190 |
| 39 | 65 years and over | 2,441 | 1,956 | 1,712 | 171 | 73 | 872 | 113 |
| 40 | Age unknown | 162 | 119 | 105 | 10 | 4 | 16 | 27 |
| 41 | Illinois | 1,024,189 | 451,597 | 273,594 | 161,615 | 16,388 | 547,369 | 25,223 |
| 42 | Under 25 years | 37,865 | 4,813 | 2,531 | 2,017 | 270 | 31,096 | 1,951 |
| 43 | 25 to 34 years | 250,184 | 53,144 | 27,563 | 23,418 | 2,163 | 134,710 | 7,330 |
| 44 | 35 to 44 years | 292,456 | 116,989 | 59,732 | 53,409 | 3,843 | 169,261 | 6,206 |
| 45 | 45 to 54 years | 206,173 | 108,168 | 64,020 | 40,411 | 3,737 | 94,033 | 3,972 |
| 46 | 55 to 64 years | 136,476 | 88,393 | 60,735 | 24,791 | 3,817 | 44,952 | 2,631 |
| 47 | 65 years and over | 98,332 | 73,635 | 58,323 | 12,333 | 2,979 | 22,184 | 2,563 |
| 48 | Age unknown | 2,633 | 950 | 640 | 236 | 74 | 1,133 | 570 |
| 49 | Indiana | 567,072 | 312,233 | 200,035 | 103,643 | 8,605 | 242,538 | 12,201 |
| 50 | Under 25 years | 25,132 | 4,415 | 2,392 | 1,845 | 173 | 19,497 | 1,220 |
| 51 | 25 to 34 years | 123,541 | 43,300 | 22,644 | 19,373 | 1,233 | 81,839 | 3,352 |
| 52 | 35 to 44 years | 144,533 | 75,455 | 43,447 | 30,035 | 1,923 | 66,463 | 2,620 |
| 53 | 45 to 54 years | 119,723 | 75,302 | 47,202 | 26,212 | 1,838 | 42,563 | 1,353 |
| 54 | 55 to 64 years | 84,734 | 62,750 | 44,043 | 17,063 | 1,639 | 20,632 | 1,352 |
| 55 | 65 years and over | 63,163 | 50,553 | 39,972 | 8,925 | 1,621 | 11,066 | 1,539 |
| 56 | Age unknown | 1,241 | 503 | 335 | 135 | 33 | 473 | 260 |
| 57 | Indian Territory | 76,017 | 24,531 | 17,809 | 463 | 6,259 | 47,746 | 3,740 |
| 58 | Under 25 years | 6,311 | 1,465 | 1,010 | 26 | 429 | 4,292 | 554 |
| 59 | 25 to 34 years | 22,402 | 6,516 | 4,681 | 115 | 1,720 | 14,733 | 1,103 |
| 60 | 35 to 44 years | 20,769 | 6,347 | 4,931 | 135 | 1,781 | 13,036 | 836 |
| 61 | 45 to 54 years | 15,902 | 5,603 | 4,177 | 115 | 1,311 | 9,710 | 539 |
| 62 | 55 to 64 years | 6,942 | 2,532 | 1,846 | 52 | 634 | 4,150 | 260 |
| 63 | 65 years and over | 2,969 | 1,325 | 936 | 14 | 325 | 1,504 | 140 |
| 64 | Age unknown | 722 | 243 | 178 | 6 | 59 | 221 | 258 |
| 65 | Iowa | 476,710 | 282,760 | 163,640 | 112,377 | 6,243 | 183,053 | 10,897 |
| 66 | Under 25 years | 18,793 | 3,640 | 1,535 | 1,910 | 145 | 14,149 | 1,004 |
| 67 | 25 to 34 years | 101,613 | 31,407 | 17,136 | 13,231 | 990 | 67,241 | 2,965 |
| 68 | 35 to 44 years | 133,034 | 60,632 | 34,531 | 24,639 | 1,432 | 50,237 | 2,145 |
| 69 | 45 to 54 years | 98,273 | 63,751 | 37,343 | 27,614 | 1,294 | 29,975 | 1,547 |
| 70 | 55 to 64 years | 63,370 | 33,314 | 26,030 | 16,726 | 1,153 | 13,623 | 1,330 |
| 71 | 65 years and over | 65,019 | 43,337 | 36,147 | 8,532 | 1,138 | 7,459 | 1,723 |
| 72 | Age unknown | 1,078 | 329 | 318 | 175 | 36 | 366 | 133 |

PROPRIETORSHIP OF HOMES.

BY AGE PERIODS, BY STATES AND TERRITORIES: 1900—Continued.

| FARM HOMES. | | | | | | | OTHER HOMES. | | | | | | | |
|-------------|---------|--------|-------------|-----------|---------|-----------|--------------|---------|---------|-------------|-----------|---------|-----------|----|
| Aggregate. | Owned. | | | | Hired. | Un-known. | Aggregate. | Owned. | | | | Hired. | Un-known. | |
| | Total. | Free. | Encumbered. | Un-known. | | | | Total. | Free. | Encumbered. | Un-known. | | | |
| 261 | 144 | 116 | 27 | 1 | 112 | 5 | 55,204 | 12,854 | 8,325 | 4,234 | 295 | 40,641 | 1,709 | 1 |
| 3 | | | | | 3 | | 1,864 | 86 | 54 | 27 | 5 | 1,647 | 131 | 2 |
| 31 | 10 | 8 | 2 | 2 | 20 | 1 | 11,998 | 1,287 | 669 | 588 | 30 | 10,210 | 501 | 3 |
| 60 | 31 | 23 | 8 | 2 | 29 | | 14,928 | 2,788 | 1,553 | 1,166 | 69 | 11,735 | 405 | 4 |
| 59 | 30 | 25 | 5 | 2 | 26 | 3 | 12,465 | 3,210 | 2,044 | 1,094 | 72 | 8,959 | 295 | 5 |
| 68 | 44 | 35 | 9 | 1 | 23 | 1 | 8,893 | 3,249 | 2,238 | 935 | 76 | 5,434 | 210 | 6 |
| 40 | 29 | 25 | 3 | 1 | 11 | | 4,982 | 2,231 | 1,764 | 424 | 43 | 2,627 | 124 | 7 |
| | | | | | | | 74 | 3 | | | | 29 | 42 | 8 |
| 40,887 | 28,614 | 24,064 | 2,773 | 1,777 | 11,873 | 400 | 72,742 | 22,316 | 16,746 | 2,696 | 2,874 | 44,047 | 6,379 | 9 |
| 2,119 | 1,009 | 821 | 116 | 72 | 1,058 | 52 | 8,646 | 941 | 695 | 81 | 165 | 6,472 | 1,233 | 10 |
| 8,376 | 5,250 | 4,423 | 525 | 302 | 3,016 | 110 | 22,336 | 4,956 | 3,573 | 657 | 726 | 15,281 | 2,099 | 11 |
| 10,215 | 7,489 | 6,357 | 705 | 427 | 2,642 | 84 | 18,319 | 6,159 | 4,540 | 840 | 779 | 10,582 | 1,776 | 12 |
| 10,425 | 7,470 | 6,222 | 772 | 476 | 2,822 | 93 | 12,054 | 4,825 | 3,704 | 578 | 543 | 6,453 | 776 | 13 |
| 5,995 | 4,472 | 3,765 | 411 | 296 | 1,494 | 29 | 6,445 | 3,086 | 2,379 | 340 | 367 | 2,900 | 459 | 14 |
| 3,627 | 2,328 | 2,396 | 296 | 196 | 775 | 29 | 4,119 | 2,088 | 1,668 | 164 | 256 | 1,623 | 408 | 15 |
| 130 | 96 | 80 | 8 | 8 | 26 | 8 | 823 | 261 | 187 | 36 | 38 | 436 | 126 | 16 |
| 221,213 | 88,343 | 70,222 | 12,136 | 5,985 | 130,724 | 2,146 | 229,499 | 41,324 | 30,892 | 5,467 | 4,965 | 160,723 | 27,452 | 17 |
| 17,341 | 2,641 | 2,052 | 363 | 226 | 14,899 | 301 | 31,151 | 1,105 | 795 | 143 | 167 | 24,102 | 5,944 | 18 |
| 52,659 | 14,589 | 11,412 | 2,155 | 1,002 | 37,497 | 593 | 67,006 | 7,871 | 5,171 | 1,146 | 1,054 | 50,993 | 8,642 | 19 |
| 54,435 | 22,858 | 17,937 | 3,355 | 1,566 | 31,109 | 468 | 52,111 | 10,742 | 7,847 | 1,649 | 1,246 | 36,482 | 4,887 | 20 |
| 50,370 | 23,490 | 18,601 | 3,353 | 1,536 | 26,501 | 379 | 37,620 | 9,623 | 7,296 | 1,328 | 999 | 24,746 | 3,233 | 21 |
| 28,093 | 14,313 | 11,507 | 1,884 | 922 | 13,569 | 211 | 22,511 | 6,708 | 5,258 | 741 | 709 | 13,561 | 2,222 | 22 |
| 17,813 | 10,818 | 8,595 | 1,009 | 714 | 7,310 | 185 | 17,176 | 5,506 | 4,343 | 419 | 744 | 9,528 | 2,142 | 23 |
| 502 | 154 | 118 | 17 | 19 | 339 | 9 | 1,942 | 269 | 182 | 41 | 46 | 1,291 | 382 | 24 |
| 1,326 | 932 | 793 | 68 | 71 | 352 | 42 | 28,437 | 5,389 | 4,379 | 370 | 640 | 20,734 | 2,314 | 25 |
| 50 | 32 | 25 | 2 | 5 | 16 | 2 | 2,845 | 237 | 203 | 8 | 26 | 2,267 | 341 | 26 |
| 269 | 169 | 144 | 13 | 12 | 87 | 13 | 10,572 | 1,039 | 811 | 84 | 144 | 8,530 | 1,003 | 27 |
| 381 | 251 | 217 | 19 | 15 | 110 | 20 | 8,214 | 1,558 | 1,240 | 117 | 201 | 6,132 | 524 | 28 |
| 297 | 229 | 190 | 26 | 13 | 66 | 2 | 3,500 | 1,121 | 902 | 90 | 129 | 2,155 | 224 | 29 |
| 212 | 157 | 137 | 2 | 18 | 51 | 4 | 1,953 | 791 | 675 | 45 | 71 | 1,044 | 118 | 30 |
| 115 | 94 | 80 | 6 | 8 | 20 | 1 | 1,201 | 592 | 511 | 25 | 56 | 513 | 96 | 31 |
| 2 | | | | | 2 | | 152 | 51 | 37 | 1 | 13 | 93 | 8 | 32 |
| 17,054 | 15,085 | 12,264 | 2,407 | 414 | 1,741 | 228 | 18,765 | 9,285 | 7,899 | 808 | 578 | 7,477 | 2,003 | 33 |
| 662 | 499 | 432 | 51 | 16 | 139 | 24 | 1,223 | 304 | 250 | 15 | 39 | 639 | 285 | 34 |
| 4,154 | 3,567 | 2,956 | 497 | 114 | 584 | 53 | 5,026 | 1,924 | 1,094 | 165 | 155 | 2,488 | 614 | 35 |
| 5,107 | 4,551 | 3,813 | 312 | 126 | 500 | 56 | 5,637 | 2,379 | 2,456 | 233 | 140 | 2,265 | 542 | 36 |
| 3,621 | 3,231 | 2,539 | 605 | 86 | 333 | 52 | 3,436 | 2,007 | 1,676 | 213 | 113 | 1,204 | 275 | 37 |
| 2,275 | 2,094 | 1,726 | 310 | 58 | 158 | 23 | 1,970 | 1,239 | 1,094 | 32 | 63 | 564 | 167 | 38 |
| 1,133 | 1,055 | 921 | 122 | 12 | 68 | 15 | 1,303 | 901 | 791 | 49 | 61 | 304 | 98 | 39 |
| 97 | 88 | 77 | 9 | 2 | 4 | 5 | 65 | 31 | 28 | 1 | 2 | 12 | 22 | 40 |
| 262,180 | 158,394 | 92,702 | 60,063 | 5,629 | 101,728 | 2,058 | 762,009 | 293,203 | 180,892 | 101,552 | 10,759 | 445,641 | 23,165 | 41 |
| 9,252 | 2,191 | 1,220 | 879 | 92 | 6,909 | 152 | 28,613 | 2,627 | 1,311 | 1,138 | 178 | 24,187 | 1,799 | 42 |
| 59,443 | 21,181 | 10,257 | 10,157 | 767 | 37,601 | 661 | 190,741 | 36,963 | 17,306 | 18,261 | 1,396 | 147,109 | 6,669 | 43 |
| 71,434 | 40,599 | 20,473 | 18,758 | 1,368 | 30,363 | 472 | 221,022 | 76,390 | 39,259 | 34,651 | 2,430 | 138,893 | 5,734 | 44 |
| 56,184 | 39,097 | 22,533 | 15,177 | 1,337 | 16,763 | 324 | 149,939 | 69,071 | 41,437 | 25,234 | 2,400 | 77,270 | 3,648 | 45 |
| 39,275 | 31,871 | 20,767 | 9,949 | 1,155 | 7,182 | 222 | 97,201 | 57,022 | 40,018 | 14,842 | 2,162 | 37,770 | 2,409 | 46 |
| 26,177 | 23,174 | 17,228 | 5,058 | 888 | 2,730 | 223 | 72,205 | 50,461 | 41,095 | 7,275 | 2,091 | 19,404 | 2,340 | 47 |
| 415 | 281 | 174 | 85 | 22 | 130 | 4 | 2,238 | 669 | 466 | 151 | 52 | 1,003 | 566 | 48 |
| 221,240 | 156,827 | 97,202 | 55,864 | 3,761 | 62,972 | 1,441 | 345,832 | 155,456 | 102,833 | 47,779 | 4,844 | 179,616 | 10,760 | 49 |
| 7,334 | 2,147 | 1,201 | 875 | 71 | 5,043 | 144 | 17,798 | 2,268 | 1,191 | 970 | 107 | 14,454 | 1,076 | 50 |
| 43,129 | 20,537 | 10,895 | 9,106 | 536 | 22,218 | 374 | 85,412 | 22,763 | 11,749 | 10,267 | 747 | 59,671 | 2,978 | 51 |
| 56,793 | 38,365 | 21,418 | 16,050 | 897 | 18,112 | 316 | 87,745 | 37,090 | 22,029 | 14,035 | 1,026 | 45,351 | 2,304 | 52 |
| 50,719 | 39,531 | 23,827 | 14,788 | 916 | 10,943 | 245 | 69,004 | 35,771 | 23,375 | 11,424 | 972 | 31,620 | 1,613 | 53 |
| 37,139 | 32,343 | 21,766 | 9,849 | 723 | 4,629 | 167 | 47,595 | 30,407 | 22,277 | 7,219 | 311 | 16,003 | 1,185 | 54 |
| 25,845 | 23,705 | 17,976 | 5,130 | 599 | 1,957 | 183 | 37,318 | 26,853 | 21,996 | 3,795 | 1,062 | 9,109 | 1,356 | 55 |
| 281 | 199 | 119 | 66 | 14 | 70 | 12 | 960 | 304 | 216 | 69 | 19 | 408 | 248 | 56 |
| 47,548 | 11,912 | 8,469 | 78 | 3,365 | 34,776 | 860 | 28,469 | 12,619 | 9,340 | 385 | 2,894 | 12,970 | 2,880 | 57 |
| 3,664 | 782 | 553 | 5 | 224 | 2,765 | 117 | 2,647 | 683 | 457 | 21 | 205 | 1,527 | 437 | 58 |
| 13,298 | 3,023 | 2,077 | 18 | 923 | 10,018 | 257 | 9,104 | 3,493 | 2,604 | 97 | 792 | 4,765 | 846 | 59 |
| 13,120 | 3,100 | 2,167 | 20 | 913 | 9,830 | 190 | 7,649 | 3,747 | 2,764 | 115 | 868 | 3,256 | 646 | 60 |
| 10,694 | 2,921 | 2,164 | 19 | 733 | 7,609 | 164 | 5,203 | 2,682 | 2,013 | 96 | 573 | 2,101 | 425 | 61 |
| 4,601 | 1,244 | 882 | 9 | 353 | 3,291 | 66 | 2,341 | 1,288 | 964 | 43 | 281 | 859 | 194 | 62 |
| 1,872 | 693 | 520 | 5 | 163 | 1,136 | 43 | 1,097 | 632 | 466 | 9 | 157 | 368 | 97 | 63 |
| 299 | 149 | 106 | 2 | 41 | 127 | 23 | 423 | 94 | 72 | 4 | 18 | 94 | 235 | 64 |
| 223,346 | 146,754 | 67,616 | 76,389 | 2,749 | 75,099 | 1,493 | 253,364 | 136,006 | 96,024 | 36,488 | 3,494 | 107,954 | 9,404 | 65 |
| 8,544 | 2,022 | 730 | 1,233 | 59 | 6,397 | 125 | 10,249 | 1,613 | 855 | 677 | 86 | 7,752 | 879 | 66 |
| 44,199 | 12,850 | 6,877 | 5,565 | 408 | 30,901 | 448 | 57,414 | 18,557 | 10,259 | 7,716 | 582 | 36,340 | 2,517 | 67 |
| 70,099 | 49,589 | 14,907 | 33,973 | 659 | 20,231 | 329 | 62,965 | 31,143 | 19,674 | 10,666 | 803 | 30,006 | 1,316 | 68 |
| 48,130 | 36,690 | 17,173 | 18,891 | 626 | 11,238 | 202 | 50,143 | 20,670 | 10,666 | 8,723 | 668 | 18,737 | 1,345 | 69 |
| 31,814 | 27,102 | 15,273 | 11,233 | 546 | 4,512 | 200 | 37,056 | 26,312 | 20,757 | 5,443 | 612 | 9,114 | 1,130 | 70 |
| 20,289 | 18,362 | 12,571 | 5,352 | 489 | 1,746 | 181 | 34,730 | 27,475 | 23,576 | 3,180 | 719 | 5,713 | 1,542 | 71 |
| 271 | 189 | 85 | 92 | 12 | 74 | 8 | 307 | 340 | 233 | 83 | 24 | 292 | 175 | 72 |

STATISTICS OF POPULATION.

TABLE 110.—PERSONS OWNING AND HIRING THEIR HOMES, CLASSIFIED

| STATES, TERRITORIES, AND AGE PERIODS. | | ALL HOMES. | | | | | | |
|---------------------------------------|------------------------|------------|---------|---------|-------------|----------|---------|----------|
| | | Aggregate. | Owned. | | | | Hired. | Unknown. |
| | | | Total. | Free. | Encumbered. | Unknown. | | |
| 1 | Kansas..... | 319,422 | 183,286 | 116,784 | 61,504 | 4,998 | 126,240 | 9,896 |
| 2 | Under 25 years..... | 14,630 | 3,065 | 1,805 | 1,145 | 115 | 10,458 | 1,112 |
| 3 | 25 to 34 years..... | 72,223 | 26,832 | 14,818 | 11,718 | 796 | 42,573 | 2,818 |
| 4 | 35 to 44 years..... | 80,074 | 44,249 | 26,197 | 16,917 | 1,135 | 33,818 | 2,007 |
| 5 | 45 to 54 years..... | 69,762 | 45,987 | 29,097 | 15,808 | 1,087 | 22,264 | 1,511 |
| 6 | 55 to 64 years..... | 50,212 | 37,808 | 26,093 | 10,748 | 967 | 11,242 | 1,162 |
| 7 | 65 years and over..... | 31,692 | 24,943 | 18,999 | 5,086 | 858 | 5,616 | 1,133 |
| 8 | Age unknown..... | 829 | 402 | 275 | 87 | 40 | 274 | 153 |
| 9 | Kentucky..... | 434,228 | 218,142 | 172,042 | 35,034 | 11,066 | 204,009 | 12,077 |
| 10 | Under 25 years..... | 29,151 | 5,909 | 4,572 | 909 | 428 | 21,486 | 1,756 |
| 11 | 25 to 34 years..... | 106,463 | 36,562 | 27,650 | 6,856 | 2,056 | 66,269 | 3,632 |
| 12 | 35 to 44 years..... | 110,455 | 54,202 | 41,202 | 10,367 | 2,683 | 53,652 | 2,601 |
| 13 | 45 to 54 years..... | 88,246 | 51,818 | 40,760 | 8,567 | 2,491 | 34,763 | 1,665 |
| 14 | 55 to 64 years..... | 57,352 | 38,897 | 31,678 | 5,416 | 1,803 | 17,286 | 1,169 |
| 15 | 65 years and over..... | 40,255 | 29,857 | 25,473 | 2,817 | 1,567 | 9,399 | 999 |
| 16 | Age unknown..... | 2,306 | 897 | 707 | 102 | 88 | 1,154 | 255 |
| 17 | Louisiana..... | 281,449 | 83,575 | 64,861 | 12,204 | 6,510 | 181,577 | 16,297 |
| 18 | Under 25 years..... | 27,174 | 3,105 | 2,263 | 521 | 321 | 20,954 | 3,115 |
| 19 | 25 to 34 years..... | 77,721 | 16,330 | 12,068 | 2,805 | 1,457 | 55,328 | 5,068 |
| 20 | 35 to 44 years..... | 68,751 | 21,166 | 16,168 | 3,324 | 1,674 | 44,640 | 2,945 |
| 21 | 45 to 54 years..... | 54,530 | 20,372 | 15,961 | 2,957 | 1,454 | 31,850 | 2,308 |
| 22 | 55 to 64 years..... | 31,523 | 13,033 | 10,486 | 1,650 | 897 | 17,072 | 1,418 |
| 23 | 65 years and over..... | 20,569 | 9,310 | 7,713 | 911 | 686 | 9,967 | 1,292 |
| 24 | Age unknown..... | 1,181 | 259 | 202 | 36 | 21 | 766 | 156 |
| 25 | Maine..... | 161,588 | 102,537 | 75,262 | 24,296 | 2,979 | 55,028 | 4,023 |
| 26 | Under 25 years..... | 4,384 | 1,161 | 651 | 469 | 41 | 3,005 | 218 |
| 27 | 25 to 34 years..... | 28,233 | 11,454 | 6,761 | 4,299 | 394 | 15,880 | 899 |
| 28 | 35 to 44 years..... | 37,251 | 21,450 | 14,240 | 6,591 | 619 | 14,908 | 898 |
| 29 | 45 to 54 years..... | 35,635 | 24,092 | 17,501 | 5,937 | 654 | 10,847 | 696 |
| 30 | 55 to 64 years..... | 28,935 | 22,215 | 17,473 | 4,137 | 605 | 6,143 | 577 |
| 31 | 65 years and over..... | 26,703 | 21,951 | 18,488 | 2,323 | 645 | 4,111 | 641 |
| 32 | Age unknown..... | 447 | 214 | 153 | 40 | 21 | 139 | 94 |
| 33 | Maryland..... | 239,837 | 90,702 | 58,577 | 27,108 | 5,017 | 135,353 | 13,782 |
| 34 | Under 25 years..... | 10,094 | 1,081 | 569 | 424 | 88 | 7,674 | 1,339 |
| 35 | 25 to 34 years..... | 55,095 | 12,046 | 6,245 | 5,139 | 662 | 37,138 | 3,911 |
| 36 | 35 to 44 years..... | 63,478 | 22,322 | 13,258 | 7,338 | 1,225 | 35,034 | 3,122 |
| 37 | 45 to 54 years..... | 52,088 | 22,330 | 14,556 | 6,619 | 1,205 | 27,471 | 2,237 |
| 38 | 55 to 64 years..... | 35,750 | 18,322 | 12,896 | 4,432 | 994 | 15,739 | 1,639 |
| 39 | 65 years and over..... | 24,096 | 14,320 | 10,905 | 2,605 | 810 | 8,567 | 1,209 |
| 40 | Age unknown..... | 1,236 | 231 | 148 | 51 | 32 | 630 | 325 |
| 41 | Massachusetts..... | 604,873 | 206,127 | 108,766 | 93,502 | 3,859 | 379,696 | 19,050 |
| 42 | Under 25 years..... | 16,799 | 1,003 | 427 | 544 | 32 | 14,358 | 938 |
| 43 | 25 to 34 years..... | 133,155 | 18,573 | 5,854 | 12,389 | 330 | 109,343 | 4,739 |
| 44 | 35 to 44 years..... | 159,778 | 44,566 | 16,898 | 26,873 | 795 | 110,857 | 4,355 |
| 45 | 45 to 54 years..... | 129,370 | 50,611 | 24,841 | 24,337 | 933 | 75,482 | 3,277 |
| 46 | 55 to 64 years..... | 91,030 | 45,574 | 27,530 | 17,220 | 824 | 43,170 | 2,286 |
| 47 | 65 years and over..... | 72,160 | 45,323 | 32,957 | 11,477 | 889 | 24,710 | 2,127 |
| 48 | Age unknown..... | 2,581 | 411 | 259 | 162 | 56 | 776 | 1,323 |
| 49 | Michigan..... | 542,358 | 330,276 | 191,863 | 128,939 | 9,474 | 198,078 | 14,004 |
| 50 | Under 25 years..... | 19,330 | 4,367 | 2,051 | 2,159 | 157 | 13,846 | 1,167 |
| 51 | 25 to 34 years..... | 115,213 | 45,464 | 21,008 | 22,955 | 1,506 | 65,784 | 3,965 |
| 52 | 35 to 44 years..... | 143,088 | 33,305 | 43,441 | 37,476 | 2,338 | 66,685 | 3,097 |
| 53 | 45 to 54 years..... | 113,479 | 31,560 | 45,225 | 33,176 | 2,159 | 34,728 | 2,131 |
| 54 | 55 to 64 years..... | 83,753 | 64,747 | 41,733 | 21,343 | 1,666 | 17,360 | 1,651 |
| 55 | 65 years and over..... | 61,566 | 50,437 | 37,133 | 11,722 | 1,562 | 9,332 | 1,747 |
| 56 | Age unknown..... | 874 | 396 | 252 | 108 | 36 | 292 | 186 |
| 57 | Minnesota..... | 337,284 | 208,189 | 126,131 | 74,654 | 7,354 | 118,034 | 11,061 |
| 58 | Under 25 years..... | 10,746 | 3,123 | 1,735 | 1,231 | 157 | 6,523 | 1,100 |
| 59 | 25 to 34 years..... | 80,215 | 36,379 | 19,594 | 15,447 | 1,338 | 40,509 | 3,327 |
| 60 | 35 to 44 years..... | 102,893 | 62,045 | 35,070 | 24,924 | 2,051 | 33,133 | 2,715 |
| 61 | 45 to 54 years..... | 68,805 | 43,214 | 28,729 | 17,899 | 1,536 | 19,116 | 1,475 |
| 62 | 55 to 64 years..... | 43,675 | 33,951 | 22,412 | 10,438 | 1,101 | 8,725 | 999 |
| 63 | 65 years and over..... | 30,249 | 24,171 | 18,457 | 4,622 | 1,092 | 4,331 | 1,247 |
| 64 | Age unknown..... | 701 | 306 | 184 | 93 | 29 | 197 | 198 |
| 65 | Mississippi..... | 316,114 | 102,645 | 73,159 | 23,517 | 5,969 | 194,637 | 18,332 |
| 66 | Under 25 years..... | 36,655 | 4,262 | 2,953 | 1,034 | 275 | 23,027 | 4,366 |
| 67 | 25 to 34 years..... | 87,475 | 20,724 | 14,219 | 5,220 | 1,235 | 60,735 | 5,966 |
| 68 | 35 to 44 years..... | 74,260 | 26,233 | 18,402 | 6,338 | 1,448 | 44,633 | 3,334 |
| 69 | 45 to 54 years..... | 57,924 | 24,909 | 17,636 | 5,835 | 1,333 | 30,393 | 2,117 |
| 70 | 55 to 64 years..... | 34,814 | 15,330 | 11,264 | 3,221 | 895 | 17,973 | 1,456 |
| 71 | 65 years and over..... | 23,832 | 10,361 | 8,443 | 1,715 | 703 | 11,529 | 1,492 |
| 72 | Age unknown..... | 1,104 | 271 | 192 | 54 | 25 | 732 | 101 |

PROPRIETORSHIP OF HOMES.

BY AGE PERIODS, BY STATES AND TERRITORIES: 1900—Continued.

| FARM HOMES. | | | | | | | OTHER HOMES. | | | | | | | |
|-------------|---------|---------|-------------|-----------|---------|-----------|--------------|---------|---------|-------------|-----------|---------|-----------|----|
| Aggregate. | Owned. | | | | Hired. | Un-known. | Aggregate. | Owned. | | | | Hired. | Un-known. | |
| | Total. | Free. | Encumbered. | Un-known. | | | | Total. | Free. | Encumbered. | Un-known. | | | |
| 166,821 | 108,530 | 61,806 | 44,343 | 2,381 | 56,569 | 1,722 | 152,601 | 74,756 | 54,978 | 17,161 | 2,617 | 69,671 | 8,174 | 1 |
| 7,297 | 1,905 | 1,011 | 823 | 71 | 5,211 | 181 | 7,333 | 1,160 | 794 | 322 | 44 | 5,242 | 981 | 2 |
| 36,709 | 15,750 | 7,143 | 8,211 | 396 | 20,431 | 528 | 35,514 | 11,082 | 7,175 | 3,507 | 400 | 22,142 | 2,290 | 3 |
| 41,670 | 26,283 | 13,634 | 12,087 | 562 | 15,041 | 346 | 38,404 | 17,966 | 12,563 | 4,890 | 573 | 18,777 | 1,661 | 4 |
| 38,095 | 28,408 | 16,293 | 11,573 | 542 | 9,419 | 268 | 31,687 | 17,579 | 12,804 | 4,290 | 545 | 12,845 | 1,243 | 5 |
| 27,641 | 22,954 | 14,523 | 7,978 | 458 | 4,488 | 199 | 22,571 | 14,854 | 11,570 | 2,775 | 509 | 6,754 | 963 | 6 |
| 15,214 | 13,106 | 9,137 | 3,628 | 341 | 1,914 | 194 | 16,478 | 11,837 | 9,862 | 1,458 | 517 | 3,702 | 939 | 7 |
| 195 | 124 | 65 | 48 | 11 | 65 | 6 | 634 | 278 | 210 | 39 | 29 | 209 | 147 | 8 |
| 234,617 | 154,559 | 126,219 | 22,574 | 5,766 | 78,191 | 1,867 | 199,611 | 63,583 | 45,823 | 12,460 | 5,300 | 125,818 | 10,210 | 9 |
| 15,063 | 4,377 | 3,919 | 721 | 237 | 9,900 | 286 | 14,088 | 1,032 | 653 | 188 | 191 | 11,586 | 1,470 | 10 |
| 55,162 | 27,512 | 21,765 | 4,649 | 1,098 | 27,065 | 585 | 51,301 | 9,050 | 5,885 | 2,207 | 958 | 39,204 | 3,047 | 11 |
| 58,632 | 38,245 | 30,369 | 6,487 | 1,389 | 19,982 | 405 | 51,823 | 15,957 | 10,833 | 3,880 | 1,244 | 33,670 | 2,196 | 12 |
| 49,395 | 36,426 | 29,588 | 5,444 | 1,394 | 12,781 | 188 | 38,851 | 15,392 | 11,172 | 3,123 | 1,097 | 21,982 | 1,477 | 13 |
| 32,925 | 27,036 | 22,677 | 3,441 | 913 | 5,646 | 243 | 24,427 | 11,861 | 9,001 | 1,975 | 885 | 11,640 | 926 | 14 |
| 22,734 | 20,041 | 17,542 | 1,789 | 710 | 2,546 | 147 | 17,521 | 9,816 | 7,931 | 1,028 | 857 | 6,853 | 852 | 15 |
| 706 | 422 | 359 | 43 | 20 | 271 | 13 | 1,600 | 475 | 348 | 69 | 68 | 883 | 242 | 16 |
| 114,095 | 47,393 | 36,637 | 7,878 | 2,878 | 65,879 | 823 | 167,354 | 36,182 | 28,224 | 4,326 | 3,632 | 115,698 | 15,474 | 17 |
| 10,276 | 2,058 | 1,513 | 418 | 127 | 8,098 | 120 | 16,898 | 1,047 | 750 | 103 | 194 | 12,856 | 2,995 | 18 |
| 30,482 | 9,331 | 7,389 | 1,803 | 639 | 20,337 | 264 | 47,289 | 6,499 | 4,679 | 1,002 | 818 | 35,941 | 4,799 | 19 |
| 27,541 | 12,082 | 9,312 | 2,046 | 724 | 15,301 | 158 | 41,210 | 9,084 | 6,856 | 1,278 | 950 | 29,339 | 2,787 | 20 |
| 24,017 | 11,904 | 9,223 | 1,933 | 693 | 11,979 | 134 | 30,513 | 8,468 | 6,738 | 974 | 756 | 19,371 | 2,174 | 21 |
| 18,323 | 6,370 | 5,419 | 1,049 | 402 | 6,375 | 78 | 18,200 | 6,163 | 5,067 | 601 | 495 | 10,697 | 1,340 | 22 |
| 8,045 | 4,619 | 3,681 | 557 | 281 | 3,461 | 65 | 12,524 | 4,791 | 4,032 | 354 | 405 | 6,506 | 1,227 | 23 |
| 411 | 129 | 100 | 22 | 7 | 278 | 4 | 770 | 130 | 102 | 14 | 14 | 488 | 152 | 24 |
| 56,976 | 53,496 | 38,415 | 13,991 | 1,090 | 3,137 | 343 | 104,612 | 49,041 | 36,847 | 10,305 | 1,889 | 51,891 | 3,680 | 25 |
| 826 | 661 | 340 | 304 | 17 | 152 | 13 | 3,558 | 500 | 311 | 165 | 24 | 2,853 | 205 | 26 |
| 6,554 | 5,727 | 3,253 | 2,358 | 118 | 746 | 81 | 21,679 | 5,727 | 3,508 | 1,943 | 276 | 15,134 | 818 | 27 |
| 11,569 | 10,578 | 6,840 | 3,623 | 215 | 908 | 83 | 25,632 | 10,722 | 7,400 | 2,968 | 404 | 14,095 | 815 | 28 |
| 13,377 | 12,320 | 8,381 | 3,430 | 239 | 713 | 44 | 22,258 | 11,472 | 8,620 | 2,457 | 395 | 10,134 | 652 | 29 |
| 12,499 | 12,042 | 9,276 | 2,901 | 265 | 403 | 49 | 16,436 | 10,173 | 8,197 | 1,636 | 340 | 5,735 | 528 | 30 |
| 12,068 | 11,694 | 9,771 | 1,710 | 213 | 304 | 70 | 14,635 | 10,257 | 8,712 | 1,113 | 432 | 3,807 | 571 | 31 |
| 83 | 74 | 54 | 17 | 3 | 6 | 3 | 364 | 140 | 99 | 23 | 18 | 133 | 91 | 32 |
| 47,011 | 30,385 | 18,088 | 10,533 | 1,764 | 16,054 | 572 | 192,826 | 60,317 | 40,489 | 16,575 | 3,253 | 119,299 | 13,210 | 33 |
| 1,107 | 300 | 148 | 132 | 20 | 776 | 31 | 8,987 | 781 | 421 | 292 | 68 | 6,898 | 1,308 | 34 |
| 7,777 | 3,349 | 1,629 | 1,514 | 206 | 4,294 | 134 | 45,318 | 3,697 | 4,616 | 3,625 | 456 | 32,344 | 3,777 | 35 |
| 11,603 | 6,874 | 3,731 | 2,729 | 414 | 4,584 | 145 | 51,875 | 15,443 | 9,527 | 5,109 | 812 | 35,540 | 2,977 | 36 |
| 11,361 | 7,809 | 4,636 | 2,744 | 429 | 3,444 | 108 | 40,727 | 14,571 | 9,920 | 3,875 | 776 | 24,027 | 2,129 | 37 |
| 8,891 | 6,323 | 4,290 | 2,115 | 413 | 1,993 | 75 | 26,859 | 11,499 | 8,606 | 2,317 | 576 | 13,796 | 1,564 | 38 |
| 6,141 | 5,162 | 3,612 | 1,279 | 271 | 915 | 64 | 17,955 | 9,158 | 7,293 | 1,326 | 539 | 7,652 | 1,145 | 39 |
| 131 | 68 | 42 | 20 | 6 | 48 | 15 | 1,105 | 163 | 106 | 31 | 26 | 632 | 310 | 40 |
| 36,249 | 31,587 | 18,971 | 11,941 | 675 | 4,393 | 269 | 568,624 | 174,540 | 89,795 | 31,561 | 3,184 | 375,303 | 18,781 | 41 |
| 353 | 206 | 89 | 115 | 2 | 142 | 10 | 16,441 | 797 | 338 | 429 | 30 | 14,716 | 928 | 42 |
| 3,580 | 2,517 | 1,015 | 1,450 | 52 | 999 | 64 | 129,575 | 16,056 | 4,839 | 10,939 | 278 | 108,344 | 4,675 | 43 |
| 6,996 | 5,627 | 2,654 | 2,360 | 113 | 1,311 | 58 | 152,732 | 38,939 | 14,244 | 24,013 | 632 | 109,546 | 4,297 | 44 |
| 8,089 | 7,072 | 3,958 | 2,958 | 158 | 972 | 45 | 121,281 | 43,539 | 20,833 | 21,881 | 775 | 74,510 | 3,232 | 45 |
| 8,251 | 7,641 | 4,956 | 2,543 | 142 | 581 | 29 | 32,779 | 37,933 | 22,574 | 14,677 | 632 | 42,589 | 2,257 | 46 |
| 8,905 | 8,463 | 6,265 | 2,000 | 198 | 381 | 61 | 63,255 | 36,860 | 26,692 | 9,477 | 691 | 24,329 | 2,066 | 47 |
| 70 | 61 | 34 | 17 | 10 | 7 | 2 | 2,511 | 416 | 225 | 145 | 46 | 769 | 1,326 | 48 |
| 202,216 | 168,062 | 85,490 | 79,739 | 2,783 | 33,032 | 1,122 | 340,142 | 162,214 | 106,373 | 49,150 | 6,691 | 165,046 | 12,832 | 49 |
| 4,783 | 2,378 | 990 | 1,331 | 57 | 2,322 | 83 | 14,597 | 1,989 | 1,061 | 823 | 100 | 11,524 | 1,034 | 50 |
| 33,337 | 22,198 | 8,612 | 13,149 | 437 | 10,897 | 292 | 81,826 | 23,266 | 12,391 | 9,306 | 1,069 | 54,387 | 3,673 | 51 |
| 50,655 | 40,938 | 18,051 | 22,213 | 674 | 9,437 | 230 | 92,433 | 42,367 | 25,390 | 15,263 | 1,714 | 47,199 | 2,367 | 52 |
| 48,805 | 42,584 | 21,006 | 20,921 | 657 | 6,041 | 180 | 69,674 | 33,976 | 25,219 | 12,255 | 1,502 | 28,637 | 2,011 | 53 |
| 37,823 | 34,834 | 20,002 | 14,303 | 529 | 2,842 | 147 | 45,935 | 29,913 | 21,736 | 7,040 | 1,137 | 14,518 | 1,504 | 54 |
| 26,536 | 24,978 | 16,734 | 7,803 | 416 | 1,422 | 186 | 34,930 | 25,459 | 20,399 | 3,914 | 1,146 | 7,960 | 1,561 | 55 |
| 177 | 152 | 75 | 64 | 13 | 21 | 4 | 697 | 177 | 44 | 23 | 23 | 271 | 132 | 56 |
| 152,192 | 125,405 | 66,922 | 54,333 | 4,145 | 25,586 | 1,201 | 185,092 | 82,784 | 59,259 | 20,316 | 3,209 | 92,448 | 9,860 | 57 |
| 4,087 | 2,123 | 1,033 | 1,004 | 81 | 1,834 | 80 | 6,659 | 1,000 | 697 | 227 | 76 | 4,639 | 1,020 | 58 |
| 33,423 | 22,372 | 10,629 | 11,452 | 791 | 10,232 | 319 | 46,792 | 13,507 | 8,965 | 3,995 | 547 | 30,277 | 3,008 | 59 |
| 43,395 | 36,461 | 17,393 | 17,333 | 1,179 | 7,141 | 293 | 58,998 | 25,684 | 17,171 | 7,541 | 872 | 30,992 | 2,422 | 60 |
| 33,657 | 29,583 | 15,546 | 13,114 | 923 | 3,901 | 173 | 35,148 | 18,631 | 13,183 | 4,785 | 663 | 15,215 | 1,302 | 61 |
| 23,174 | 21,350 | 12,747 | 7,963 | 640 | 2,633 | 141 | 20,501 | 12,601 | 9,665 | 4,617 | 461 | 7,042 | 858 | 62 |
| 13,788 | 12,374 | 8,989 | 3,363 | 522 | 724 | 190 | 16,461 | 11,297 | 9,468 | 1,259 | 570 | 4,107 | 1,057 | 63 |
| 163 | 142 | 74 | 59 | 9 | 21 | 5 | 533 | 164 | 110 | 34 | 20 | 176 | 193 | 64 |
| 220,907 | 79,913 | 55,400 | 20,606 | 3,907 | 139,233 | 1,711 | 95,207 | 22,732 | 17,759 | 2,911 | 2,062 | 55,354 | 17,121 | 65 |
| 22,702 | 3,453 | 2,329 | 940 | 134 | 18,961 | 233 | 13,953 | 809 | 624 | 94 | 91 | 9,066 | 4,078 | 66 |
| 59,440 | 16,227 | 10,843 | 4,557 | 327 | 42,739 | 474 | 28,035 | 4,497 | 3,376 | 663 | 453 | 18,046 | 5,492 | 67 |
| 53,273 | 20,447 | 13,922 | 5,555 | 970 | 32,435 | 396 | 20,982 | 5,791 | 4,480 | 833 | 478 | 12,253 | 2,933 | 68 |
| 43,051 | 19,667 | 13,532 | 5,175 | 910 | 23,121 | 263 | 14,873 | 5,242 | 4,104 | 710 | 428 | 7,777 | 1,854 | 69 |
| 25,395 | 11,317 | 8,388 | 2,323 | 606 | 13,422 | 156 | 9,419 | 3,523 | 2,876 | 393 | 289 | 4,556 | 1,300 | 70 |
| 16,347 | 8,126 | 6,220 | 1,510 | 396 | 8,102 | 119 | 7,535 | 2,735 | 2,223 | 205 | 307 | 3,427 | 1,373 | 71 |
| 694 | 176 | 116 | 46 | 14 | 503 | 15 | 410 | 95 | 76 | 8 | 11 | 229 | 86 | 72 |

STATISTICS OF POPULATION.

TABLE 110.—PERSONS OWNING AND HIRING THEIR HOMES, CLASSIFIED

| STATES, TERRITORIES, AND AGE PERIODS. | | ALL HOMES. | | | | | | |
|---------------------------------------|-------------------------|------------|---------|---------|-------------|----------|-----------|----------|
| | | Aggregate. | Owned. | | | | Hired. | Unknown. |
| | | | Total. | Free. | Encumbered. | Unknown. | | |
| 1 | Missouri | 646,872 | 322,244 | 198,229 | 118,742 | 10,273 | 307,492 | 17,186 |
| 2 | Under 25 years | 30,407 | 6,189 | 3,394 | 2,457 | 338 | 22,398 | 1,820 |
| 3 | 25 to 34 years | 154,972 | 50,889 | 25,762 | 23,219 | 1,908 | 98,830 | 5,258 |
| 4 | 35 to 44 years | 173,014 | 81,934 | 44,294 | 35,182 | 2,458 | 87,124 | 3,956 |
| 5 | 45 to 54 years | 135,488 | 77,372 | 46,003 | 29,172 | 2,197 | 55,528 | 2,588 |
| 6 | 55 to 64 years | 91,791 | 61,403 | 40,559 | 19,059 | 1,785 | 28,727 | 1,661 |
| 7 | 65 years and over | 58,961 | 43,598 | 32,689 | 9,386 | 1,523 | 13,887 | 1,476 |
| 8 | Age unknown | 2,239 | 859 | 528 | 267 | 64 | 998 | 332 |
| 9 | Montana | 52,125 | 28,563 | 23,656 | 3,398 | 1,509 | 20,556 | 3,006 |
| 10 | Under 25 years | 2,613 | 842 | 750 | 44 | 48 | 1,389 | 332 |
| 11 | 25 to 34 years | 14,177 | 6,095 | 5,067 | 674 | 354 | 7,070 | 1,012 |
| 12 | 35 to 44 years | 17,569 | 9,708 | 7,904 | 1,305 | 499 | 7,082 | 829 |
| 13 | 45 to 54 years | 9,779 | 6,190 | 5,064 | 805 | 321 | 3,159 | 480 |
| 14 | 55 to 64 years | 5,270 | 3,718 | 3,124 | 418 | 176 | 1,349 | 208 |
| 15 | 65 years and over | 2,549 | 1,940 | 1,693 | 145 | 102 | 502 | 107 |
| 16 | Age unknown | 168 | 70 | 54 | 7 | 9 | 55 | 43 |
| 17 | Nebraska | 217,990 | 120,705 | 71,133 | 44,242 | 5,330 | 90,711 | 6,574 |
| 18 | Under 25 years | 9,930 | 2,071 | 1,170 | 771 | 130 | 7,069 | 790 |
| 19 | 25 to 34 years | 52,335 | 18,334 | 9,632 | 8,240 | 902 | 31,472 | 2,079 |
| 20 | 35 to 44 years | 62,240 | 34,142 | 18,853 | 13,938 | 1,846 | 26,621 | 1,477 |
| 21 | 45 to 54 years | 46,526 | 30,562 | 17,936 | 11,362 | 1,264 | 15,075 | 889 |
| 22 | 55 to 64 years | 29,774 | 22,072 | 14,074 | 7,034 | 984 | 7,098 | 604 |
| 23 | 65 years and over | 16,770 | 12,858 | 9,300 | 2,357 | 701 | 3,237 | 675 |
| 24 | Age unknown | 365 | 166 | 103 | 40 | 23 | 139 | 60 |
| 25 | Nevada | 10,472 | 6,511 | 5,636 | 543 | 332 | 3,134 | 827 |
| 26 | Under 25 years | 429 | 159 | 125 | 15 | 19 | 195 | 75 |
| 27 | 25 to 34 years | 1,929 | 890 | 732 | 103 | 55 | 824 | 215 |
| 28 | 35 to 44 years | 2,427 | 1,406 | 1,179 | 143 | 84 | 838 | 133 |
| 29 | 45 to 54 years | 2,446 | 1,697 | 1,501 | 124 | 72 | 611 | 138 |
| 30 | 55 to 64 years | 1,824 | 1,342 | 1,196 | 95 | 51 | 388 | 94 |
| 31 | 65 years and over | 1,285 | 934 | 834 | 60 | 40 | 266 | 85 |
| 32 | Age unknown | 132 | 83 | 69 | 3 | 11 | 12 | 37 |
| 33 | New Hampshire | 96,534 | 50,593 | 35,839 | 12,989 | 1,765 | 42,840 | 3,101 |
| 34 | Under 25 years | 2,931 | 403 | 233 | 153 | 17 | 2,306 | 222 |
| 35 | 25 to 34 years | 17,681 | 4,647 | 2,361 | 2,094 | 192 | 12,251 | 733 |
| 36 | 35 to 44 years | 21,969 | 9,651 | 5,848 | 3,464 | 339 | 11,660 | 658 |
| 37 | 45 to 54 years | 20,615 | 11,705 | 7,982 | 3,349 | 374 | 8,371 | 539 |
| 38 | 55 to 64 years | 16,472 | 11,180 | 8,544 | 2,272 | 364 | 4,915 | 377 |
| 39 | 65 years and over | 16,628 | 12,920 | 10,817 | 1,635 | 468 | 3,239 | 469 |
| 40 | Age unknown | 238 | 87 | 54 | 22 | 11 | 98 | 53 |
| 41 | New Jersey | 408,993 | 186,055 | 61,755 | 69,804 | 4,496 | 259,848 | 13,090 |
| 42 | Under 25 years | 14,499 | 916 | 297 | 571 | 48 | 12,679 | 904 |
| 43 | 25 to 34 years | 97,573 | 14,950 | 4,160 | 10,331 | 459 | 78,963 | 3,660 |
| 44 | 35 to 44 years | 113,827 | 33,074 | 11,533 | 20,599 | 942 | 77,449 | 3,304 |
| 45 | 45 to 54 years | 85,112 | 34,237 | 15,069 | 18,091 | 1,077 | 48,668 | 2,207 |
| 46 | 55 to 64 years | 57,971 | 29,155 | 15,535 | 12,594 | 1,026 | 27,309 | 1,507 |
| 47 | 65 years and over | 39,197 | 23,468 | 15,032 | 7,521 | 915 | 14,424 | 1,305 |
| 48 | Age unknown | 814 | 255 | 129 | 97 | 29 | 356 | 203 |
| 49 | New Mexico | 45,510 | 29,223 | 26,652 | 632 | 1,939 | 13,118 | 3,169 |
| 50 | Under 25 years | 2,860 | 1,325 | 1,205 | 9 | 111 | 1,182 | 353 |
| 51 | 25 to 34 years | 11,097 | 6,093 | 5,537 | 105 | 451 | 4,089 | 915 |
| 52 | 35 to 44 years | 12,463 | 7,906 | 7,169 | 224 | 513 | 3,770 | 787 |
| 53 | 45 to 54 years | 9,264 | 6,522 | 5,931 | 158 | 433 | 2,228 | 514 |
| 54 | 55 to 64 years | 5,884 | 4,326 | 3,977 | 93 | 256 | 1,167 | 341 |
| 55 | 65 years and over | 3,686 | 2,674 | 2,674 | 41 | 164 | 685 | 222 |
| 56 | Age unknown | 306 | 172 | 159 | 2 | 11 | 97 | 37 |
| 57 | New York | 1,608,170 | 521,537 | 277,767 | 280,870 | 12,900 | 1,043,800 | 42,383 |
| 58 | Under 25 years | 54,350 | 3,710 | 1,612 | 1,965 | 133 | 48,144 | 2,496 |
| 59 | 25 to 34 years | 368,607 | 50,602 | 18,349 | 31,023 | 1,230 | 306,823 | 11,182 |
| 60 | 35 to 44 years | 439,027 | 116,573 | 49,519 | 64,343 | 2,711 | 311,873 | 10,581 |
| 61 | 45 to 54 years | 338,944 | 129,333 | 65,654 | 60,616 | 3,063 | 202,179 | 7,432 |
| 62 | 55 to 64 years | 232,010 | 113,821 | 67,691 | 43,376 | 2,764 | 113,023 | 5,166 |
| 63 | 65 years and over | 171,857 | 106,787 | 74,505 | 29,334 | 2,948 | 60,563 | 4,602 |
| 64 | Age unknown | 3,375 | 711 | 437 | 213 | 61 | 1,190 | 1,474 |
| 65 | North Carolina | 367,565 | 165,222 | 130,650 | 24,735 | 9,837 | 188,162 | 14,181 |
| 66 | Under 25 years | 29,621 | 4,699 | 3,611 | 722 | 366 | 22,359 | 2,563 |
| 67 | 25 to 34 years | 97,412 | 27,867 | 21,232 | 4,845 | 1,790 | 65,819 | 4,226 |
| 68 | 35 to 44 years | 74,702 | 40,061 | 31,093 | 6,733 | 2,235 | 31,990 | 2,651 |
| 69 | 45 to 54 years | 32,069 | 42,632 | 33,681 | 6,700 | 2,251 | 37,334 | 2,103 |
| 70 | 55 to 64 years | 47,308 | 27,096 | 21,850 | 3,639 | 1,607 | 18,943 | 1,269 |
| 71 | 65 years and over | 34,818 | 22,322 | 18,747 | 2,033 | 1,542 | 11,244 | 1,252 |
| 72 | Age unknown | 1,685 | 646 | 436 | 63 | 46 | 973 | 117 |

PROPRIETORSHIP OF HOMES.

BY AGE PERIODS, BY STATES AND TERRITORIES: 1900—Continued.

| FARM HOMES. | | | | | OTHER HOMES. | | | | | | | | | |
|-------------|---------|---------|-------------|-----------|--------------|-----------|------------|---------|---------|-------------|-----------|---------|-----------|----|
| Aggregate. | Owned. | | | | Hired. | Un-known. | Aggregate. | Owned. | | | | Hired. | Un-known. | |
| | Total. | Free. | Encumbered. | Un-known. | | | | Total. | Free. | Encumbered. | Un-known. | | | |
| 282,629 | 194,493 | 109,665 | 80,662 | 4,166 | 86,433 | 1,703 | 364,243 | 127,751 | 88,564 | 38,080 | 6,107 | 221,059 | 15,433 | 1 |
| 12,482 | 4,048 | 2,061 | 1,868 | 124 | 8,212 | 222 | 17,925 | 2,141 | 1,383 | 594 | 214 | 14,186 | 1,598 | 2 |
| 62,434 | 31,774 | 14,870 | 16,124 | 780 | 30,148 | 512 | 92,588 | 19,115 | 10,892 | 7,085 | 1,128 | 68,682 | 4,741 | 3 |
| 72,591 | 49,178 | 24,866 | 23,326 | 986 | 23,051 | 362 | 100,428 | 32,756 | 19,428 | 11,856 | 1,472 | 64,678 | 3,594 | 4 |
| 62,939 | 47,668 | 26,795 | 19,925 | 948 | 15,010 | 261 | 72,549 | 29,704 | 19,208 | 9,247 | 1,249 | 49,518 | 2,327 | 5 |
| 44,606 | 37,384 | 23,509 | 13,098 | 777 | 7,050 | 172 | 47,185 | 24,019 | 17,080 | 5,961 | 1,008 | 21,877 | 1,489 | 6 |
| 27,001 | 24,047 | 17,347 | 6,175 | 525 | 2,790 | 164 | 31,900 | 19,551 | 15,342 | 3,211 | 998 | 11,097 | 1,312 | 7 |
| 576 | 394 | 217 | 151 | 26 | 172 | 10 | 1,668 | 465 | 311 | 116 | 38 | 826 | 372 | 8 |
| 13,646 | 11,964 | 9,858 | 1,608 | 498 | 1,499 | 183 | 38,479 | 16,599 | 13,798 | 1,790 | 1,011 | 19,057 | 2,823 | 9 |
| 434 | 319 | 282 | 27 | 10 | 104 | 11 | 2,179 | 523 | 468 | 17 | 38 | 1,285 | 371 | 10 |
| 2,988 | 2,484 | 2,117 | 264 | 103 | 462 | 42 | 11,189 | 3,611 | 2,950 | 410 | 251 | 6,608 | 970 | 11 |
| 4,438 | 3,901 | 3,182 | 558 | 166 | 478 | 54 | 13,136 | 5,807 | 4,722 | 752 | 333 | 6,554 | 775 | 12 |
| 3,017 | 2,714 | 2,190 | 406 | 118 | 271 | 32 | 6,762 | 3,476 | 2,874 | 399 | 203 | 2,888 | 398 | 13 |
| 1,888 | 1,734 | 1,406 | 263 | 65 | 129 | 25 | 3,382 | 1,984 | 1,718 | 155 | 111 | 1,288 | 178 | 14 |
| 850 | 784 | 660 | 91 | 33 | 52 | 14 | 1,699 | 1,156 | 1,033 | 54 | 69 | 450 | 93 | 15 |
| 36 | 28 | 21 | 4 | 3 | 3 | 5 | 132 | 42 | 33 | 3 | 6 | 52 | 38 | 16 |
| 116,721 | 74,364 | 38,976 | 32,411 | 2,977 | 41,467 | 890 | 101,269 | 46,341 | 32,157 | 11,881 | 2,353 | 49,244 | 5,684 | 17 |
| 5,318 | 1,411 | 786 | 561 | 64 | 3,818 | 89 | 4,612 | 660 | 384 | 210 | 66 | 3,251 | 701 | 18 |
| 28,354 | 12,005 | 5,612 | 5,881 | 512 | 16,074 | 275 | 24,031 | 6,329 | 4,080 | 2,359 | 390 | 15,398 | 1,804 | 19 |
| 32,589 | 20,379 | 10,224 | 9,897 | 758 | 11,508 | 202 | 29,651 | 13,263 | 8,684 | 4,041 | 588 | 15,113 | 1,275 | 20 |
| 25,844 | 19,324 | 10,266 | 8,538 | 720 | 6,178 | 142 | 20,682 | 11,038 | 7,670 | 2,824 | 544 | 8,897 | 747 | 21 |
| 16,634 | 13,773 | 7,771 | 5,450 | 552 | 2,769 | 92 | 13,140 | 8,299 | 6,303 | 1,584 | 412 | 4,329 | 512 | 22 |
| 7,360 | 6,700 | 4,278 | 2,058 | 364 | 1,072 | 88 | 8,910 | 6,158 | 5,022 | 799 | 337 | 2,165 | 587 | 23 |
| 122 | 72 | 39 | 26 | 7 | 48 | 2 | 243 | 94 | 64 | 14 | 14 | 91 | 58 | 24 |
| 2,113 | 1,815 | 1,435 | 344 | 36 | 271 | 27 | 8,359 | 4,696 | 4,201 | 199 | 296 | 2,863 | 800 | 25 |
| 41 | 35 | 24 | 10 | 1 | 5 | 1 | 388 | 124 | 101 | 5 | 18 | 190 | 74 | 26 |
| 374 | 269 | 190 | 69 | 10 | 95 | 10 | 1,555 | 621 | 542 | 34 | 45 | 729 | 205 | 27 |
| 487 | 412 | 313 | 93 | 6 | 68 | 7 | 1,940 | 994 | 866 | 50 | 78 | 779 | 176 | 28 |
| 513 | 457 | 375 | 78 | 9 | 52 | 4 | 1,933 | 1,240 | 1,126 | 51 | 63 | 559 | 134 | 29 |
| 411 | 375 | 315 | 64 | 6 | 32 | 4 | 1,413 | 967 | 851 | 41 | 45 | 356 | 90 | 30 |
| 278 | 258 | 212 | 42 | 4 | 19 | 1 | 1,007 | 676 | 622 | 18 | 36 | 247 | 84 | 31 |
| 9 | 9 | 6 | 3 | ----- | ----- | ----- | 123 | 74 | 63 | ----- | 11 | 12 | 37 | 32 |
| 28,145 | 25,370 | 18,388 | 6,279 | 703 | 2,595 | 180 | 68,339 | 25,223 | 17,451 | 6,710 | 1,062 | 40,245 | 2,921 | 33 |
| 354 | 222 | 124 | 86 | 12 | 122 | 10 | 2,577 | 181 | 109 | 67 | 5 | 2,184 | 212 | 34 |
| 2,752 | 2,100 | 1,135 | 896 | 69 | 621 | 31 | 14,929 | 2,547 | 1,226 | 1,193 | 123 | 11,630 | 752 | 35 |
| 5,195 | 4,458 | 2,877 | 1,455 | 126 | 691 | 46 | 16,774 | 5,193 | 2,971 | 2,009 | 213 | 10,969 | 612 | 36 |
| 6,416 | 5,549 | 4,029 | 1,674 | 146 | 538 | 29 | 14,199 | 5,856 | 3,953 | 1,675 | 228 | 7,833 | 510 | 37 |
| 6,281 | 5,894 | 4,538 | 1,209 | 147 | 359 | 28 | 10,191 | 5,286 | 4,006 | 1,063 | 217 | 4,556 | 349 | 38 |
| 7,101 | 6,806 | 5,658 | 950 | 198 | 259 | 36 | 9,527 | 6,114 | 5,159 | 685 | 270 | 2,980 | 433 | 39 |
| 46 | 41 | 27 | 9 | 5 | 5 | ----- | 192 | 46 | 27 | 13 | 6 | 93 | 53 | 40 |
| 85,208 | 24,052 | 11,104 | 11,968 | 980 | 10,855 | 301 | 373,785 | 112,003 | 50,651 | 57,836 | 3,516 | 248,993 | 12,789 | 41 |
| 543 | 134 | 49 | 79 | 6 | 396 | 13 | 13,956 | 782 | 248 | 492 | 42 | 12,283 | 891 | 42 |
| 4,716 | 1,984 | 649 | 1,262 | 73 | 2,672 | 60 | 92,857 | 12,966 | 3,511 | 909 | 336 | 76,291 | 3,600 | 43 |
| 8,201 | 4,311 | 1,731 | 2,901 | 179 | 3,316 | 74 | 105,626 | 28,263 | 9,802 | 17,698 | 763 | 74,133 | 2,240 | 44 |
| 8,377 | 5,829 | 2,590 | 3,098 | 241 | 2,381 | 67 | 76,735 | 28,308 | 12,479 | 14,993 | 836 | 46,287 | 2,130 | 45 |
| 7,333 | 5,307 | 2,931 | 2,751 | 225 | 1,397 | 54 | 50,613 | 23,248 | 12,604 | 9,843 | 801 | 25,912 | 1,453 | 46 |
| 5,955 | 5,243 | 3,135 | 1,659 | 249 | 679 | 33 | 33,242 | 18,225 | 11,897 | 5,662 | 666 | 13,745 | 1,272 | 47 |
| 38 | 44 | 19 | 18 | 7 | 14 | ----- | 756 | 211 | 110 | 79 | 22 | 342 | 203 | 48 |
| 13,056 | 11,469 | 10,655 | 246 | 568 | 1,419 | 168 | 32,454 | 17,754 | 15,997 | 386 | 1,371 | 11,699 | 3,001 | 49 |
| 449 | 338 | 310 | 3 | 25 | 94 | 17 | 2,411 | 987 | 895 | 6 | 36 | 1,088 | 336 | 50 |
| 2,391 | 1,976 | 1,831 | 32 | 113 | 384 | 31 | 8,706 | 4,117 | 3,706 | 78 | 338 | 3,705 | 834 | 51 |
| 3,449 | 3,005 | 2,779 | 66 | 160 | 337 | 57 | 9,014 | 4,901 | 4,390 | 158 | 353 | 3,383 | 730 | 52 |
| 3,204 | 2,893 | 2,672 | 76 | 146 | 281 | 30 | 6,060 | 3,629 | 3,259 | 83 | 287 | 1,947 | 484 | 53 |
| 2,159 | 1,956 | 1,830 | 43 | 73 | 188 | 15 | 3,675 | 2,370 | 2,147 | 45 | 178 | 1,979 | 326 | 54 |
| 1,331 | 1,244 | 1,179 | 21 | 44 | 73 | 14 | 2,355 | 1,635 | 1,495 | 20 | 120 | 512 | 203 | 55 |
| 73 | 57 | 54 | 1 | 2 | 12 | 4 | 233 | 115 | 105 | 1 | 9 | 85 | 33 | 56 |
| 227,083 | 170,603 | 89,655 | 77,164 | 3,784 | 65,056 | 1,424 | 1,381,087 | 350,934 | 188,112 | 153,706 | 9,116 | 983,744 | 41,409 | 57 |
| 4,255 | 1,549 | 665 | 835 | 49 | 2,628 | 78 | 50,095 | 2,161 | 947 | 1,130 | 84 | 45,516 | 2,418 | 58 |
| 31,011 | 15,659 | 5,751 | 9,532 | 386 | 15,009 | 333 | 337,596 | 34,933 | 12,598 | 21,491 | 844 | 291,814 | 10,849 | 59 |
| 50,816 | 34,096 | 14,690 | 13,667 | 739 | 16,371 | 349 | 388,211 | 82,477 | 34,829 | 45,676 | 1,972 | 295,502 | 10,232 | 60 |
| 68,184 | 41,422 | 19,321 | 924 | 924 | 11,541 | 220 | 285,760 | 87,910 | 44,976 | 40,795 | 2,139 | 190,638 | 7,212 | 61 |
| 45,588 | 39,185 | 22,337 | 15,993 | 855 | 6,200 | 203 | 186,422 | 74,636 | 45,354 | 27,383 | 1,899 | 106,823 | 4,963 | 62 |
| 41,958 | 38,471 | 25,417 | 12,236 | 818 | 3,252 | 235 | 129,899 | 68,316 | 49,088 | 17,098 | 2,130 | 57,316 | 4,267 | 63 |
| 271 | 210 | 117 | 80 | 13 | 55 | 6 | 3,104 | 501 | 320 | 133 | 48 | 1,135 | 1,468 | 64 |
| 223,657 | 128,887 | 104,367 | 19,589 | 4,931 | 93,729 | 1,041 | 143,908 | 36,335 | 26,283 | 5,146 | 4,906 | 94,433 | 13,140 | 65 |
| 13,125 | 3,524 | 2,869 | 510 | 145 | 9,433 | 168 | 16,496 | 1,175 | 742 | 212 | 221 | 12,926 | 2,395 | 66 |
| 57,796 | 20,315 | 16,406 | 3,610 | 799 | 36,673 | 308 | 39,616 | 7,052 | 4,826 | 1,235 | 991 | 28,646 | 3,918 | 67 |
| 42,680 | 31,165 | 24,727 | 5,282 | 1,156 | 11,328 | 187 | 32,022 | 8,896 | 6,366 | 1,451 | 1,079 | 20,662 | 2,464 | 68 |
| 55,078 | 34,347 | 27,579 | 5,312 | 1,256 | 20,555 | 176 | 26,991 | 8,285 | 6,102 | 1,188 | 995 | 16,779 | 1,927 | 69 |
| 31,433 | 21,385 | 17,587 | 2,945 | 823 | 10,049 | 99 | 15,825 | 5,761 | 4,283 | 694 | 784 | 8,894 | 1,170 | 70 |
| 22,833 | 17,406 | 14,938 | 1,694 | 724 | 5,384 | 93 | 11,935 | 4,916 | 3,759 | 339 | 818 | 5,860 | 1,159 | 71 |
| 612 | 295 | 231 | 36 | 23 | 307 | 10 | 1,023 | 250 | 205 | 27 | 18 | 666 | 107 | 72 |

STATISTICS OF POPULATION.

TABLE 110.—PERSONS OWNING AND HIRING THEIR HOMES, CLASSIFIED

| STATES, TERRITORIES, AND AGE PERIODS. | | ALL HOMES. | | | | | | |
|---------------------------------------|------------------------|------------|---------|---------|-------------|----------|---------|----------|
| | | Aggregate. | Owned. | | | | Hired. | Unknown. |
| | | | Total. | Free. | Encumbered. | Unknown. | | |
| 1 | North Dakota..... | 63,360 | 49,163 | 33,409 | 13,710 | 2,044 | 11,363 | 2,394 |
| 2 | Under 25 years..... | 3,435 | 2,103 | 1,722 | 306 | 75 | 1,003 | 329 |
| 3 | 25 to 34 years..... | 18,166 | 12,927 | 9,111 | 3,282 | 534 | 4,460 | 779 |
| 4 | 35 to 44 years..... | 20,546 | 16,228 | 10,432 | 5,095 | 701 | 3,721 | 597 |
| 5 | 45 to 54 years..... | 12,321 | 10,274 | 6,714 | 3,162 | 398 | 1,743 | 304 |
| 6 | 55 to 64 years..... | 5,793 | 5,007 | 3,466 | 1,343 | 198 | 630 | 156 |
| 7 | 65 years and over..... | 2,946 | 2,523 | 1,893 | 506 | 119 | 285 | 138 |
| 8 | Age unknown..... | 153 | 101 | 66 | 16 | 19 | 21 | 31 |
| 9 | Ohio..... | 934,674 | 481,592 | 317,012 | 149,376 | 15,204 | 431,301 | 21,781 |
| 10 | Under 25 years..... | 35,505 | 4,654 | 2,419 | 2,039 | 196 | 28,956 | 1,895 |
| 11 | 25 to 34 years..... | 206,149 | 57,933 | 29,363 | 26,664 | 1,956 | 142,004 | 6,162 |
| 12 | 35 to 44 years..... | 240,368 | 114,372 | 66,485 | 44,562 | 3,325 | 121,189 | 4,307 |
| 13 | 45 to 54 years..... | 197,412 | 118,082 | 76,497 | 33,045 | 3,540 | 76,054 | 3,276 |
| 14 | 55 to 64 years..... | 141,432 | 99,031 | 71,708 | 24,366 | 2,962 | 39,871 | 2,530 |
| 15 | 65 years and over..... | 111,958 | 86,656 | 69,999 | 13,487 | 3,170 | 22,518 | 2,784 |
| 16 | Age unknown..... | 1,850 | 814 | 546 | 213 | 55 | 709 | 327 |
| 17 | Oklahoma..... | 85,929 | 59,762 | 50,246 | 6,532 | 2,984 | 23,157 | 3,010 |
| 18 | Under 25 years..... | 5,225 | 2,432 | 2,153 | 113 | 161 | 2,333 | 410 |
| 19 | 25 to 34 years..... | 24,145 | 15,530 | 13,370 | 1,307 | 853 | 7,633 | 982 |
| 20 | 35 to 44 years..... | 23,745 | 16,932 | 14,062 | 2,063 | 807 | 6,151 | 662 |
| 21 | 45 to 54 years..... | 17,344 | 12,886 | 10,610 | 1,707 | 569 | 4,005 | 453 |
| 22 | 55 to 64 years..... | 10,435 | 8,127 | 6,330 | 952 | 345 | 2,049 | 259 |
| 23 | 65 years and over..... | 4,614 | 3,597 | 3,042 | 365 | 190 | 850 | 167 |
| 24 | Age unknown..... | 421 | 258 | 174 | 25 | 59 | 86 | 77 |
| 25 | Oregon..... | 87,545 | 50,174 | 37,284 | 10,771 | 2,119 | 33,745 | 3,626 |
| 26 | Under 25 years..... | 3,227 | 974 | 730 | 163 | 81 | 1,898 | 355 |
| 27 | 25 to 34 years..... | 18,031 | 7,613 | 5,594 | 1,615 | 404 | 9,333 | 1,035 |
| 28 | 35 to 44 years..... | 25,259 | 13,736 | 9,923 | 3,264 | 549 | 10,514 | 1,009 |
| 29 | 45 to 54 years..... | 19,232 | 11,878 | 8,509 | 2,921 | 448 | 6,760 | 594 |
| 30 | 55 to 64 years..... | 12,766 | 8,999 | 6,341 | 1,810 | 348 | 3,422 | 345 |
| 31 | 65 years and over..... | 8,833 | 6,880 | 5,624 | 989 | 267 | 1,722 | 231 |
| 32 | Age unknown..... | 197 | 94 | 63 | 9 | 22 | 46 | 57 |
| 33 | Pennsylvania..... | 1,303,174 | 523,843 | 326,687 | 174,920 | 22,236 | 742,385 | 36,946 |
| 34 | Under 25 years..... | 50,987 | 4,798 | 2,342 | 2,125 | 331 | 43,155 | 3,034 |
| 35 | 25 to 34 years..... | 310,362 | 63,476 | 29,679 | 31,003 | 2,794 | 235,934 | 10,902 |
| 36 | 35 to 44 years..... | 343,375 | 125,887 | 68,045 | 52,634 | 5,208 | 213,336 | 8,652 |
| 37 | 45 to 54 years..... | 273,567 | 131,529 | 82,017 | 44,142 | 5,370 | 136,337 | 5,701 |
| 38 | 55 to 64 years..... | 184,985 | 108,307 | 75,570 | 28,319 | 4,418 | 72,643 | 4,035 |
| 39 | 65 years and over..... | 131,459 | 88,769 | 63,341 | 16,440 | 3,988 | 38,963 | 3,727 |
| 40 | Age unknown..... | 3,489 | 1,077 | 693 | 257 | 127 | 1,467 | 895 |
| 41 | Rhode Island..... | 92,735 | 26,009 | 14,506 | 10,780 | 723 | 64,362 | 2,364 |
| 42 | Under 25 years..... | 2,942 | 160 | 73 | 81 | 6 | 2,654 | 123 |
| 43 | 25 to 34 years..... | 20,592 | 2,253 | 853 | 1,336 | 59 | 17,733 | 601 |
| 44 | 35 to 44 years..... | 24,373 | 5,476 | 2,340 | 2,994 | 142 | 13,367 | 530 |
| 45 | 45 to 54 years..... | 20,723 | 6,676 | 3,497 | 2,990 | 189 | 13,621 | 426 |
| 46 | 55 to 64 years..... | 13,992 | 5,943 | 3,693 | 2,107 | 143 | 7,765 | 234 |
| 47 | 65 years and over..... | 9,303 | 5,465 | 4,024 | 1,266 | 175 | 4,118 | 225 |
| 48 | Age unknown..... | 305 | 36 | 21 | 6 | 9 | 99 | 170 |
| 49 | South Carolina..... | 267,859 | 77,054 | 57,133 | 13,994 | 5,922 | 174,443 | 16,357 |
| 50 | Under 25 years..... | 32,103 | 2,732 | 2,010 | 406 | 316 | 25,515 | 3,861 |
| 51 | 25 to 34 years..... | 67,342 | 12,954 | 9,242 | 2,642 | 1,070 | 50,100 | 4,733 |
| 52 | 35 to 44 years..... | 62,772 | 19,098 | 13,905 | 3,323 | 1,370 | 40,726 | 2,943 |
| 53 | 45 to 54 years..... | 50,413 | 18,949 | 13,923 | 3,673 | 1,343 | 29,439 | 1,975 |
| 54 | 55 to 64 years..... | 31,933 | 12,862 | 9,736 | 2,170 | 956 | 17,667 | 1,404 |
| 55 | 65 years and over..... | 22,071 | 10,250 | 8,150 | 1,256 | 344 | 10,500 | 1,321 |
| 56 | Age unknown..... | 720 | 209 | 137 | 24 | 18 | 451 | 60 |
| 57 | South Dakota..... | 82,290 | 56,785 | 37,153 | 17,115 | 2,517 | 22,610 | 2,895 |
| 58 | Under 25 years..... | 3,636 | 1,528 | 1,133 | 301 | 94 | 1,825 | 333 |
| 59 | 25 to 34 years..... | 19,699 | 11,005 | 7,136 | 3,271 | 548 | 7,334 | 860 |
| 60 | 35 to 44 years..... | 24,333 | 17,211 | 10,392 | 5,629 | 690 | 6,478 | 694 |
| 61 | 45 to 54 years..... | 17,979 | 13,767 | 8,705 | 4,519 | 543 | 3,770 | 442 |
| 62 | 55 to 64 years..... | 10,549 | 8,433 | 5,662 | 2,402 | 374 | 1,811 | 300 |
| 63 | 65 years and over..... | 5,337 | 4,755 | 3,521 | 973 | 261 | 842 | 240 |
| 64 | Age unknown..... | 157 | 81 | 54 | 20 | 7 | 50 | 26 |
| 65 | Tennessee..... | 399,017 | 179,175 | 146,763 | 20,995 | 11,417 | 206,077 | 13,765 |
| 66 | Under 25 years..... | 31,533 | 4,333 | 3,313 | 634 | 336 | 24,753 | 2,392 |
| 67 | 25 to 34 years..... | 98,906 | 28,671 | 22,223 | 4,433 | 2,010 | 65,759 | 4,476 |
| 68 | 35 to 44 years..... | 92,398 | 42,117 | 33,954 | 5,614 | 2,549 | 47,646 | 2,635 |
| 69 | 45 to 54 years..... | 86,409 | 46,206 | 37,993 | 5,460 | 2,748 | 38,261 | 1,942 |
| 70 | 55 to 64 years..... | 52,374 | 32,901 | 27,754 | 3,137 | 2,010 | 18,772 | 1,201 |
| 71 | 65 years and over..... | 34,436 | 24,031 | 20,902 | 1,575 | 1,604 | 9,436 | 919 |
| 72 | Age unknown..... | 2,456 | 811 | 609 | 92 | 110 | 1,445 | 200 |

PROPRIETORSHIP OF HOMES.

BY AGE PERIODS, BY STATES AND TERRITORIES: 1900—Continued.

| FARM HOMES. | | | | | | | OTHER HOMES. | | | | | | | |
|-------------|---------|---------|-------------|-----------|--------|-----------|--------------|---------|---------|-------------|-----------|---------|-----------|----|
| Aggregate. | Owned. | | | | Hired. | Un-known. | Aggregate. | Owned. | | | | Hired. | Un-known. | |
| | Total. | Free. | Encumbered. | Un-known. | | | | Total. | Free. | Encumbered. | Un-known. | | | |
| 43,975 | 39,456 | 26,113 | 11,965 | 1,378 | 4,151 | 368 | 19,385 | 9,707 | 7,296 | 1,745 | 666 | 7,712 | 1,966 | 1 |
| 2,231 | 1,851 | 1,532 | 266 | 53 | 343 | 37 | 1,204 | 252 | 190 | 40 | 22 | 660 | 292 | 2 |
| 12,306 | 10,636 | 7,482 | 2,782 | 372 | 1,542 | 128 | 5,860 | 2,291 | 1,629 | 500 | 162 | 2,918 | 651 | 2 |
| 14,017 | 12,670 | 7,776 | 4,422 | 472 | 2,246 | 101 | 6,529 | 3,558 | 2,656 | 673 | 229 | 2,475 | 496 | 4 |
| 9,096 | 8,383 | 5,282 | 2,825 | 276 | 666 | 47 | 3,225 | 1,891 | 1,432 | 337 | 122 | 1,077 | 257 | 5 |
| 4,301 | 4,024 | 2,693 | 1,200 | 131 | 1,492 | 30 | 1,492 | 933 | 773 | 143 | 67 | 383 | 126 | 6 |
| 1,937 | 1,818 | 1,300 | 458 | 60 | 99 | 20 | 1,009 | 705 | 598 | 48 | 5 | 186 | 118 | 7 |
| 87 | 74 | 48 | 12 | 14 | 8 | 5 | 66 | 27 | 18 | 4 | 59 | 13 | 26 | 8 |
| 279,786 | 201,941 | 138,445 | 58,632 | 4,864 | 76,311 | 1,534 | 654,888 | 279,651 | 178,567 | 90,744 | 10,340 | 354,990 | 20,247 | 9 |
| 6,499 | 1,727 | 1,026 | 639 | 62 | 4,653 | 119 | 29,006 | 2,927 | 1,393 | 1,400 | 134 | 24,308 | 1,776 | 10 |
| 46,920 | 20,775 | 11,750 | 8,487 | 558 | 25,625 | 520 | 159,229 | 37,208 | 17,613 | 18,197 | 1,898 | 116,379 | 5,642 | 11 |
| 68,589 | 45,372 | 28,000 | 16,315 | 1,057 | 22,923 | 294 | 171,779 | 69,000 | 38,485 | 28,247 | 2,268 | 98,266 | 4,513 | 12 |
| 64,891 | 50,354 | 33,975 | 15,797 | 1,182 | 13,726 | 211 | 132,521 | 67,128 | 42,522 | 22,248 | 2,858 | 62,328 | 3,065 | 13 |
| 51,537 | 44,987 | 32,945 | 10,931 | 1,031 | 6,410 | 180 | 89,875 | 54,064 | 38,758 | 13,375 | 1,981 | 33,461 | 2,350 | 14 |
| 40,984 | 37,937 | 30,585 | 6,359 | 963 | 2,374 | 203 | 70,974 | 48,749 | 39,414 | 7,128 | 2,207 | 19,644 | 2,581 | 15 |
| 346 | 239 | 164 | 64 | 11 | 100 | 7 | 1,504 | 575 | 382 | 149 | 44 | 609 | 820 | 16 |
| 63,006 | 48,723 | 41,607 | 4,995 | 2,121 | 13,656 | 627 | 22,923 | 11,039 | 8,639 | 1,537 | 863 | 9,501 | 2,383 | 17 |
| 3,512 | 1,981 | 1,301 | 76 | 104 | 1,469 | 62 | 1,713 | 451 | 357 | 37 | 57 | 914 | 348 | 18 |
| 17,490 | 12,890 | 11,393 | 896 | 601 | 4,395 | 205 | 6,655 | 2,640 | 1,977 | 411 | 252 | 3,238 | 777 | 19 |
| 17,371 | 13,767 | 11,698 | 1,571 | 588 | 3,480 | 154 | 6,374 | 3,175 | 2,464 | 492 | 219 | 2,691 | 508 | 20 |
| 13,134 | 10,537 | 8,751 | 1,370 | 416 | 2,492 | 105 | 4,210 | 2,349 | 1,859 | 337 | 153 | 1,513 | 343 | 21 |
| 7,897 | 6,552 | 5,547 | 759 | 246 | 1,289 | 56 | 2,538 | 1,575 | 1,283 | 193 | 99 | 760 | 203 | 22 |
| 3,363 | 2,812 | 2,395 | 307 | 110 | 515 | 38 | 1,251 | 735 | 647 | 58 | 80 | 335 | 131 | 23 |
| 239 | 194 | 122 | 16 | 56 | 36 | 9 | 182 | 64 | 52 | 9 | 3 | 50 | 68 | 24 |
| 35,959 | 28,638 | 20,766 | 7,010 | 862 | 7,118 | 203 | 51,586 | 21,536 | 16,518 | 3,761 | 1,257 | 26,627 | 3,423 | 25 |
| 953 | 572 | 426 | 118 | 28 | 370 | 11 | 2,274 | 402 | 304 | 45 | 53 | 1,528 | 844 | 26 |
| 6,360 | 4,305 | 3,078 | 1,176 | 176 | 2,005 | 60 | 11,671 | 3,308 | 2,516 | 564 | 225 | 7,378 | 935 | 27 |
| 9,861 | 7,649 | 5,421 | 2,010 | 208 | 2,158 | 54 | 15,398 | 6,087 | 4,492 | 1,254 | 341 | 8,356 | 955 | 28 |
| 8,365 | 6,920 | 4,814 | 1,928 | 178 | 1,404 | 41 | 10,867 | 4,983 | 3,695 | 993 | 270 | 5,356 | 553 | 29 |
| 6,202 | 5,395 | 4,013 | 1,227 | 155 | 786 | 21 | 6,564 | 3,604 | 2,828 | 583 | 193 | 2,636 | 324 | 30 |
| 4,168 | 3,756 | 2,974 | 671 | 111 | 388 | 24 | 4,665 | 3,124 | 2,650 | 318 | 156 | 1,334 | 207 | 31 |
| 50 | 41 | 30 | 5 | 6 | 7 | 2 | 147 | 53 | 33 | 4 | 16 | 39 | 55 | 32 |
| 225,056 | 164,092 | 107,512 | 51,271 | 5,309 | 59,738 | 1,226 | 1,078,118 | 359,751 | 219,175 | 123,649 | 16,927 | 682,647 | 35,720 | 33 |
| 4,415 | 1,341 | 728 | 533 | 80 | 3,003 | 71 | 46,572 | 3,457 | 1,614 | 1,592 | 251 | 40,152 | 2,963 | 34 |
| 33,890 | 15,724 | 8,266 | 6,882 | 576 | 17,848 | 318 | 276,472 | 21,413 | 24,121 | 2,218 | 216 | 218,136 | 10,584 | 35 |
| 53,571 | 35,054 | 20,422 | 13,512 | 1,120 | 18,225 | 292 | 294,804 | 90,833 | 47,623 | 39,122 | 4,086 | 195,611 | 8,360 | 36 |
| 55,005 | 42,882 | 27,639 | 13,866 | 1,377 | 11,916 | 207 | 218,562 | 85,647 | 54,378 | 30,276 | 3,993 | 124,421 | 5,494 | 37 |
| 43,573 | 37,534 | 26,395 | 10,013 | 1,126 | 5,890 | 149 | 141,412 | 70,773 | 49,175 | 18,306 | 3,292 | 66,758 | 3,886 | 38 |
| 34,217 | 31,236 | 23,896 | 6,389 | 1,001 | 2,743 | 188 | 97,242 | 57,483 | 44,445 | 10,051 | 2,987 | 36,220 | 3,539 | 39 |
| 385 | 271 | 166 | 76 | 29 | 113 | 1 | 3,054 | 806 | 527 | 181 | 98 | 1,354 | 894 | 40 |
| 5,606 | 4,229 | 2,853 | 1,061 | 315 | 1,345 | 32 | 87,129 | 21,780 | 11,658 | 9,719 | 408 | 63,017 | 2,332 | 41 |
| 83 | 28 | 17 | 8 | 3 | 52 | 3 | 2,859 | 132 | 56 | 73 | 3 | 2,602 | 125 | 42 |
| 633 | 316 | 178 | 111 | 27 | 311 | 6 | 19,959 | 1,937 | 680 | 1,235 | 32 | 17,427 | 595 | 43 |
| 1,127 | 750 | 412 | 273 | 65 | 368 | 9 | 23,246 | 4,726 | 1,928 | 2,721 | 77 | 17,999 | 521 | 44 |
| 1,304 | 971 | 634 | 268 | 69 | 327 | 6 | 19,419 | 5,705 | 2,863 | 2,722 | 120 | 13,294 | 420 | 45 |
| 1,204 | 1,018 | 716 | 234 | 68 | 180 | 6 | 12,788 | 4,925 | 2,977 | 1,873 | 75 | 7,585 | 278 | 46 |
| 1,250 | 1,145 | 895 | 167 | 83 | 103 | 2 | 8,538 | 4,320 | 3,129 | 1,099 | 92 | 4,015 | 223 | 47 |
| 1 | 1 | 1 | 1 | 1 | 1 | 1 | 300 | 35 | 20 | 6 | 9 | 95 | 170 | 48 |
| 152,885 | 58,461 | 43,060 | 11,181 | 4,220 | 93,518 | 906 | 114,974 | 18,593 | 14,078 | 2,813 | 1,702 | 80,930 | 15,451 | 49 |
| 13,420 | 2,047 | 1,532 | 324 | 191 | 11,226 | 147 | 18,688 | 685 | 478 | 82 | 125 | 14,289 | 3,714 | 50 |
| 35,503 | 9,594 | 6,875 | 2,007 | 712 | 25,641 | 268 | 32,339 | 3,360 | 2,367 | 635 | 358 | 24,459 | 4,520 | 51 |
| 37,361 | 14,383 | 10,400 | 2,976 | 1,007 | 22,792 | 186 | 25,411 | 4,715 | 3,505 | 847 | 363 | 17,934 | 2,762 | 52 |
| 32,038 | 14,744 | 10,718 | 2,991 | 1,085 | 17,166 | 128 | 18,375 | 4,205 | 3,210 | 682 | 313 | 12,323 | 1,847 | 53 |
| 20,736 | 9,929 | 7,384 | 1,836 | 709 | 10,716 | 91 | 11,197 | 2,933 | 2,352 | 334 | 247 | 6,951 | 1,313 | 54 |
| 13,484 | 7,628 | 6,043 | 1,028 | 557 | 5,772 | 84 | 8,587 | 2,622 | 2,107 | 228 | 287 | 4,728 | 1,237 | 55 |
| 343 | 136 | 108 | 19 | 9 | 205 | 2 | 377 | 73 | 59 | 5 | 9 | 246 | 56 | 56 |
| 51,828 | 40,115 | 24,358 | 14,148 | 1,609 | 11,332 | 381 | 30,462 | 16,670 | 12,795 | 2,967 | 908 | 11,278 | 2,514 | 57 |
| 2,138 | 1,124 | 899 | 238 | 57 | 975 | 39 | 1,548 | 404 | 304 | 63 | 37 | 850 | 294 | 58 |
| 12,234 | 7,372 | 5,043 | 2,576 | 353 | 4,136 | 126 | 7,465 | 3,033 | 2,143 | 695 | 195 | 3,698 | 794 | 59 |
| 15,322 | 12,114 | 7,053 | 4,630 | 431 | 3,121 | 87 | 9,061 | 5,097 | 3,839 | 999 | 259 | 3,357 | 607 | 60 |
| 11,863 | 9,969 | 5,747 | 3,841 | 381 | 1,832 | 62 | 6,116 | 3,798 | 2,958 | 678 | 162 | 1,938 | 330 | 61 |
| 6,915 | 5,888 | 2,045 | 237 | 80 | 890 | 37 | 3,634 | 2,450 | 1,956 | 357 | 137 | 921 | 263 | 62 |
| 3,233 | 2,901 | 1,955 | 801 | 145 | 364 | 28 | 2,544 | 1,554 | 1,566 | 172 | 116 | 478 | 212 | 63 |
| 63 | 47 | 25 | 17 | 5 | 14 | 2 | 94 | 34 | 29 | 3 | 3 | 36 | 24 | 64 |
| 225,842 | 132,731 | 112,638 | 14,699 | 5,394 | 91,573 | 1,538 | 178,175 | 46,444 | 34,125 | 6,296 | 6,023 | 114,504 | 12,227 | 65 |
| 14,581 | 3,177 | 2,533 | 485 | 159 | 11,160 | 244 | 16,957 | 1,211 | 785 | 199 | 227 | 13,598 | 2,148 | 66 |
| 50,423 | 20,580 | 16,632 | 3,093 | 855 | 29,325 | 522 | 48,478 | 5,091 | 5,596 | 1,340 | 1,155 | 36,433 | 3,954 | 67 |
| 51,186 | 30,715 | 25,660 | 3,815 | 1,240 | 20,205 | 266 | 41,212 | 11,402 | 8,294 | 1,739 | 1,309 | 27,441 | 2,369 | 68 |
| 52,906 | 34,869 | 29,588 | 3,888 | 1,393 | 17,806 | 231 | 33,550 | 11,337 | 8,410 | 1,572 | 1,355 | 20,455 | 1,711 | 69 |
| 33,533 | 24,882 | 21,675 | 2,219 | 988 | 8,551 | 150 | 19,231 | 8,019 | 6,079 | 1,022 | 883 | 10,521 | 1,051 | 70 |
| 22,154 | 18,019 | 16,154 | 1,144 | 721 | 4,020 | 115 | 12,232 | 6,062 | 4,748 | 431 | 833 | 5,416 | 804 | 71 |
| 1,004 | 489 | 396 | 55 | 38 | 505 | 10 | 1,452 | 322 | 213 | 57 | 72 | 940 | 190 | 72 |

STATISTICS OF POPULATION.

TABLE 110.—PERSONS OWNING AND HIRING THEIR HOMES, CLASSIFIED

| STATES, TERRITORIES, AND AGE PERIODS. | | ALL HOMES. | | | | | | |
|---------------------------------------|-------------------------|------------|---------|---------|-------------|----------|---------|----------|
| | | Aggregate. | Owned. | | | | Hired. | Unknown. |
| | | | Total. | Free. | Encumbered. | Unknown. | | |
| 1 | Texas | 582,055 | 261,933 | 196,165 | 50,160 | 15,608 | 299,812 | 20,810 |
| 2 | Under 25 years | 46,756 | 7,872 | 5,209 | 1,964 | 699 | 35,484 | 3,450 |
| 3 | 25 to 34 years | 157,510 | 48,486 | 32,605 | 12,653 | 3,223 | 102,158 | 6,866 |
| 4 | 35 to 44 years | 146,923 | 69,736 | 50,631 | 15,159 | 3,946 | 72,905 | 4,282 |
| 5 | 45 to 54 years | 127,549 | 70,430 | 53,836 | 12,806 | 3,788 | 54,209 | 2,910 |
| 6 | 55 to 64 years | 68,199 | 39,671 | 32,104 | 5,344 | 2,223 | 22,001 | 1,527 |
| 7 | 65 years and over | 36,082 | 24,435 | 20,787 | 2,061 | 1,587 | 10,392 | 1,255 |
| 8 | Age unknown | 4,036 | 1,303 | 993 | 173 | 137 | 2,213 | 520 |
| 9 | Utah | 56,208 | 36,724 | 31,344 | 4,292 | 1,088 | 17,012 | 1,472 |
| 10 | Under 25 years | 2,803 | 990 | 843 | 100 | 47 | 1,645 | 168 |
| 11 | 25 to 34 years | 13,652 | 7,566 | 6,288 | 1,031 | 247 | 5,664 | 422 |
| 12 | 35 to 44 years | 10,018 | 14,808 | 8,377 | 1,367 | 274 | 4,488 | 302 |
| 13 | 45 to 54 years | 10,487 | 7,539 | 6,359 | 967 | 213 | 2,746 | 202 |
| 14 | 55 to 64 years | 7,033 | 5,555 | 4,907 | 528 | 120 | 1,336 | 142 |
| 15 | 65 years and over | 6,213 | 4,954 | 4,477 | 296 | 181 | 1,068 | 191 |
| 16 | Age unknown | 212 | 102 | 93 | 3 | 6 | 65 | 45 |
| 17 | Vermont | 80,559 | 47,751 | 26,712 | 19,662 | 1,377 | 31,014 | 1,794 |
| 18 | Under 25 years | 2,454 | 442 | 168 | 257 | 17 | 1,863 | 149 |
| 19 | 25 to 34 years | 16,028 | 4,898 | 1,687 | 3,077 | 154 | 9,729 | 401 |
| 20 | 35 to 44 years | 13,250 | 9,603 | 4,269 | 5,067 | 267 | 8,277 | 350 |
| 21 | 45 to 54 years | 17,390 | 11,308 | 6,033 | 5,002 | 273 | 5,756 | 266 |
| 22 | 55 to 64 years | 14,215 | 10,315 | 6,705 | 3,765 | 345 | 3,153 | 247 |
| 23 | 65 years and over | 13,024 | 10,527 | 7,736 | 2,454 | 337 | 2,147 | 350 |
| 24 | Age unknown | 218 | 98 | 64 | 40 | 4 | 89 | 31 |
| 25 | Virginia | 360,749 | 170,574 | 133,836 | 26,530 | 10,208 | 177,087 | 13,088 |
| 26 | Under 25 years | 22,004 | 3,546 | 2,685 | 601 | 260 | 16,664 | 1,794 |
| 27 | 25 to 34 years | 81,260 | 25,359 | 18,483 | 5,178 | 1,698 | 52,069 | 3,832 |
| 28 | 35 to 44 years | 90,602 | 42,218 | 32,061 | 7,680 | 2,477 | 46,638 | 2,746 |
| 29 | 45 to 54 years | 78,904 | 43,508 | 34,490 | 6,635 | 2,333 | 33,352 | 2,044 |
| 30 | 55 to 64 years | 49,511 | 30,773 | 25,052 | 4,014 | 1,707 | 17,442 | 1,296 |
| 31 | 65 years and over | 37,111 | 24,623 | 20,652 | 2,335 | 1,636 | 11,233 | 1,255 |
| 32 | Age unknown | 1,357 | 547 | 413 | 87 | 47 | 689 | 121 |
| 33 | Washington | 107,171 | 57,204 | 44,681 | 10,421 | 2,102 | 45,113 | 4,854 |
| 34 | Under 25 years | 4,130 | 1,127 | 870 | 167 | 90 | 2,597 | 466 |
| 35 | 25 to 34 years | 23,623 | 9,532 | 7,237 | 1,869 | 426 | 12,767 | 1,324 |
| 36 | 35 to 44 years | 35,025 | 18,382 | 14,196 | 3,527 | 659 | 15,252 | 1,391 |
| 37 | 45 to 54 years | 23,326 | 13,871 | 10,726 | 2,696 | 449 | 8,653 | 802 |
| 38 | 55 to 64 years | 13,075 | 8,777 | 7,036 | 1,438 | 253 | 3,917 | 381 |
| 39 | 65 years and over | 7,292 | 5,300 | 4,442 | 663 | 195 | 1,735 | 257 |
| 40 | Age unknown | 640 | 215 | 174 | 11 | 30 | 192 | 233 |
| 41 | West Virginia | 133,780 | 98,469 | 77,972 | 14,831 | 5,666 | 80,759 | 4,552 |
| 42 | Under 25 years | 11,216 | 2,352 | 1,689 | 465 | 198 | 8,246 | 618 |
| 43 | 25 to 34 years | 47,893 | 17,816 | 13,155 | 3,436 | 1,225 | 28,568 | 1,509 |
| 44 | 35 to 44 years | 46,573 | 24,978 | 19,356 | 4,233 | 1,389 | 20,629 | 966 |
| 45 | 45 to 54 years | 36,916 | 23,074 | 18,454 | 3,433 | 1,137 | 13,214 | 628 |
| 46 | 55 to 64 years | 23,716 | 17,199 | 14,213 | 2,098 | 883 | 6,190 | 327 |
| 47 | 65 years and over | 16,688 | 12,750 | 10,881 | 1,122 | 747 | 3,531 | 407 |
| 48 | Age unknown | 773 | 300 | 219 | 44 | 37 | 381 | 97 |
| 49 | Wisconsin | 420,327 | 274,010 | 161,059 | 104,966 | 7,985 | 137,009 | 9,308 |
| 50 | Under 25 years | 12,971 | 3,443 | 1,630 | 1,669 | 144 | 8,778 | 750 |
| 51 | 25 to 34 years | 98,699 | 41,696 | 18,783 | 21,695 | 1,218 | 49,433 | 2,570 |
| 52 | 35 to 44 years | 118,175 | 75,753 | 39,598 | 34,224 | 1,931 | 40,453 | 1,969 |
| 53 | 45 to 54 years | 87,489 | 65,124 | 37,895 | 25,546 | 1,633 | 21,104 | 1,261 |
| 54 | 55 to 64 years | 58,406 | 47,309 | 31,514 | 14,405 | 1,390 | 10,070 | 1,027 |
| 55 | 65 years and over | 48,860 | 40,287 | 31,371 | 7,331 | 1,585 | 6,985 | 1,588 |
| 56 | Age unknown | 727 | 398 | 268 | 96 | 34 | 186 | 143 |
| 57 | Wyoming | 18,632 | 9,674 | 7,779 | 1,078 | 817 | 7,388 | 1,570 |
| 58 | Under 25 years | 1,346 | 406 | 299 | 24 | 83 | 689 | 251 |
| 59 | 25 to 34 years | 5,365 | 2,180 | 1,740 | 200 | 240 | 2,630 | 555 |
| 60 | 35 to 44 years | 6,008 | 3,273 | 2,650 | 333 | 245 | 2,313 | 412 |
| 61 | 45 to 54 years | 3,531 | 2,203 | 1,801 | 273 | 129 | 1,125 | 203 |
| 62 | 55 to 64 years | 1,693 | 1,139 | 905 | 157 | 77 | 447 | 107 |
| 63 | 65 years and over | 650 | 450 | 370 | 40 | 40 | 173 | 27 |
| 64 | Age unknown | 39 | 18 | 14 | 1 | 3 | 6 | 15 |

PROPRIETORSHIP OF HOMES.

BY AGE PERIODS, BY STATES AND TERRITORIES: 1900—Continued.

| FARM HOMES. | | | | | | | OTHER HOMES. | | | | | | | |
|-------------|---------|---------|-------------|-----------|---------|-----------|--------------|---------|--------|-------------|-----------|---------|-----------|----|
| Aggregate. | Owned. | | | | Hired. | Un-known. | Aggregate. | Owned. | | | | Hired. | Un-known. | |
| | Total. | Free. | Encumbered. | Un-known. | | | | Total. | Free. | Encumbered. | Un-known. | | | |
| 341,524 | 171,975 | 125,504 | 38,408 | 8,063 | 167,867 | 1,682 | 240,531 | 89,958 | 70,661 | 11,752 | 7,545 | 131,445 | 19,128 | 1 |
| 26,529 | 5,320 | 3,481 | 1,495 | 344 | 20,976 | 233 | 20,227 | 2,552 | 1,728 | 469 | 355 | 14,458 | 3,217 | 2 |
| 37,978 | 30,333 | 19,702 | 9,072 | 1,559 | 57,098 | 547 | 69,532 | 18,153 | 12,903 | 3,581 | 1,669 | 45,060 | 6,319 | 3 |
| 84,225 | 44,621 | 31,240 | 11,362 | 2,019 | 39,270 | 334 | 62,698 | 26,115 | 19,391 | 3,797 | 1,927 | 33,635 | 3,948 | 4 |
| 80,694 | 48,448 | 35,953 | 10,359 | 2,136 | 31,962 | 284 | 46,855 | 21,982 | 17,883 | 2,447 | 1,652 | 22,247 | 2,626 | 5 |
| 39,401 | 26,918 | 21,390 | 4,358 | 1,170 | 12,341 | 142 | 23,798 | 12,753 | 10,714 | 986 | 1,053 | 9,660 | 1,385 | 6 |
| 21,273 | 15,759 | 13,325 | 1,661 | 773 | 5,387 | 127 | 14,809 | 8,676 | 7,462 | 400 | 814 | 5,005 | 1,128 | 7 |
| 1,424 | 576 | 413 | 101 | 62 | 838 | 15 | 2,612 | 727 | 580 | 72 | 75 | 1,380 | 505 | 8 |
| 19,482 | 17,766 | 15,397 | 1,932 | 437 | 1,596 | 120 | 35,726 | 18,958 | 15,947 | 2,360 | 651 | 15,416 | 1,352 | 9 |
| 614 | 394 | 334 | 44 | 16 | 207 | 13 | 2,189 | 596 | 509 | 56 | 31 | 1,438 | 155 | 10 |
| 4,090 | 3,437 | 2,920 | 474 | 93 | 572 | 31 | 9,562 | 4,079 | 3,368 | 557 | 154 | 5,092 | 891 | 11 |
| 5,400 | 4,972 | 4,251 | 593 | 128 | 404 | 24 | 9,408 | 5,046 | 4,126 | 774 | 146 | 4,084 | 278 | 12 |
| 4,212 | 3,943 | 3,393 | 449 | 96 | 245 | 24 | 6,275 | 3,596 | 2,961 | 518 | 117 | 2,501 | 178 | 13 |
| 3,005 | 2,885 | 2,595 | 245 | 45 | 104 | 16 | 4,028 | 2,670 | 2,312 | 283 | 75 | 1,232 | 126 | 14 |
| 2,108 | 2,040 | 1,857 | 125 | 58 | 54 | 12 | 4,107 | 2,914 | 2,620 | 171 | 123 | 1,014 | 179 | 15 |
| 55 | 45 | 42 | 2 | 1 | 10 | ----- | 157 | 57 | 51 | 1 | 5 | 55 | 45 | 16 |
| 32,735 | 27,252 | 14,151 | 12,493 | 608 | 5,336 | 147 | 47,824 | 20,499 | 12,561 | 7,169 | 769 | 25,678 | 1,647 | 17 |
| 587 | 292 | 96 | 189 | 7 | 285 | 10 | 1,867 | 150 | 72 | 68 | 10 | 1,578 | 139 | 18 |
| 4,422 | 2,851 | 884 | 1,909 | 58 | 1,538 | 33 | 10,606 | 2,047 | 803 | 1,168 | 76 | 8,191 | 368 | 19 |
| 6,916 | 5,405 | 2,199 | 3,084 | 122 | 1,476 | 35 | 11,314 | 4,198 | 2,070 | 1,983 | 145 | 6,801 | 315 | 20 |
| 7,741 | 6,618 | 3,299 | 3,198 | 121 | 1,104 | 19 | 9,649 | 4,750 | 2,794 | 1,804 | 152 | 4,652 | 247 | 21 |
| 6,946 | 6,322 | 3,666 | 2,489 | 167 | 596 | 28 | 7,269 | 4,493 | 3,039 | 1,276 | 178 | 2,557 | 219 | 22 |
| 6,078 | 5,725 | 3,985 | 1,607 | 133 | 331 | 22 | 6,946 | 4,802 | 3,751 | 847 | 204 | 1,816 | 323 | 23 |
| 45 | 39 | 22 | 17 | ----- | 6 | ----- | 173 | 59 | 32 | 23 | 4 | 83 | 31 | 24 |
| 170,208 | 115,815 | 94,688 | 16,268 | 4,859 | 53,494 | 899 | 190,541 | 54,759 | 39,148 | 10,262 | 5,349 | 123,598 | 12,189 | 25 |
| 6,421 | 2,301 | 1,853 | 838 | 110 | 4,027 | 93 | 15,583 | 1,245 | 832 | 268 | 150 | 12,637 | 1,701 | 26 |
| 30,669 | 15,912 | 12,384 | 2,329 | 699 | 14,496 | 261 | 50,591 | 9,447 | 6,099 | 2,349 | 999 | 37,573 | 3,571 | 27 |
| 42,098 | 27,864 | 22,177 | 4,486 | 1,201 | 14,036 | 193 | 48,509 | 14,354 | 9,884 | 3,194 | 1,276 | 31,602 | 2,553 | 28 |
| 41,971 | 30,509 | 25,041 | 4,268 | 1,200 | 11,307 | 155 | 36,983 | 12,999 | 9,449 | 2,867 | 1,183 | 22,045 | 1,889 | 29 |
| 27,439 | 21,587 | 18,035 | 2,681 | 871 | 5,760 | 92 | 22,072 | 9,186 | 7,017 | 1,333 | 336 | 11,682 | 1,204 | 30 |
| 21,129 | 17,306 | 14,925 | 1,621 | 760 | 3,725 | 98 | 15,982 | 7,317 | 5,727 | 714 | 876 | 7,508 | 1,157 | 31 |
| 466 | 336 | 273 | 45 | 18 | 143 | 7 | 871 | 211 | 140 | 42 | 29 | 546 | 114 | 32 |
| 33,781 | 28,016 | 21,593 | 6,001 | 422 | 5,532 | 233 | 73,390 | 29,188 | 23,088 | 4,420 | 1,680 | 39,581 | 4,621 | 33 |
| 891 | 573 | 445 | 107 | 21 | 310 | 8 | 3,299 | 554 | 425 | 60 | 69 | 2,287 | 458 | 34 |
| 5,992 | 4,465 | 3,358 | 1,035 | 72 | 1,468 | 59 | 17,631 | 5,067 | 3,879 | 834 | 354 | 11,299 | 1,265 | 35 |
| 10,119 | 8,289 | 6,281 | 1,891 | 117 | 1,765 | 65 | 24,906 | 10,093 | 7,915 | 1,636 | 342 | 13,487 | 1,326 | 36 |
| 8,380 | 7,195 | 5,509 | 1,695 | 91 | 1,181 | 54 | 14,946 | 6,676 | 5,217 | 1,101 | 358 | 7,522 | 743 | 37 |
| 5,352 | 4,740 | 3,722 | 955 | 60 | 590 | 22 | 7,723 | 4,037 | 3,314 | 530 | 193 | 3,927 | 359 | 38 |
| 2,976 | 2,695 | 2,230 | 414 | 51 | 257 | 24 | 4,316 | 2,605 | 2,212 | 249 | 144 | 1,478 | 233 | 39 |
| 71 | 59 | 48 | 1 | 10 | 11 | 1 | 569 | 156 | 126 | 10 | 20 | 181 | 232 | 40 |
| 94,445 | 70,949 | 58,633 | 9,645 | 2,671 | 22,938 | 558 | 89,335 | 27,520 | 19,339 | 5,186 | 2,995 | 57,821 | 3,994 | 41 |
| 4,029 | 1,708 | 1,314 | 324 | 65 | 2,273 | 53 | 7,187 | 649 | 375 | 141 | 133 | 5,973 | 565 | 42 |
| 20,112 | 12,411 | 9,743 | 2,207 | 461 | 7,530 | 171 | 27,781 | 5,405 | 3,412 | 1,229 | 764 | 21,038 | 1,338 | 43 |
| 23,751 | 17,793 | 14,489 | 2,649 | 655 | 5,832 | 126 | 22,822 | 7,135 | 4,867 | 1,584 | 734 | 14,797 | 840 | 44 |
| 21,354 | 17,029 | 14,181 | 2,265 | 630 | 4,241 | 84 | 15,562 | 6,045 | 4,323 | 1,165 | 557 | 8,973 | 544 | 45 |
| 14,681 | 12,698 | 10,804 | 1,424 | 470 | 1,937 | 46 | 9,035 | 4,501 | 3,414 | 674 | 413 | 4,258 | 281 | 46 |
| 10,295 | 9,165 | 8,034 | 753 | 378 | 1,061 | 69 | 6,393 | 3,585 | 2,847 | 369 | 369 | 2,470 | 338 | 47 |
| 150 | 150 | 118 | 20 | 12 | 64 | 9 | 555 | 150 | 101 | 24 | 25 | 317 | 88 | 48 |
| 169,287 | 145,996 | 77,490 | 65,589 | 2,917 | 22,414 | 877 | 251,040 | 128,014 | 83,569 | 39,377 | 5,068 | 114,595 | 8,431 | 49 |
| 3,750 | 2,166 | 889 | 1,220 | 57 | 1,535 | 49 | 9,221 | 1,277 | 741 | 449 | 87 | 7,243 | 701 | 50 |
| 32,566 | 23,599 | 9,264 | 13,858 | 477 | 8,706 | 261 | 61,133 | 18,097 | 9,519 | 7,837 | 741 | 40,727 | 2,309 | 51 |
| 47,317 | 40,547 | 19,171 | 20,638 | 738 | 6,557 | 183 | 70,358 | 35,206 | 20,427 | 13,586 | 1,193 | 33,866 | 1,786 | 52 |
| 39,333 | 35,309 | 19,214 | 15,952 | 643 | 3,337 | 137 | 43,156 | 23,315 | 18,681 | 9,584 | 1,040 | 27,717 | 1,124 | 53 |
| 27,179 | 25,660 | 15,810 | 9,313 | 537 | 1,403 | 116 | 31,227 | 21,649 | 15,704 | 8,032 | 553 | 8,637 | 911 | 54 |
| 18,969 | 13,064 | 13,062 | 4,554 | 448 | 776 | 129 | 29,891 | 22,223 | 18,309 | 2,777 | 1,137 | 6,209 | 1,459 | 55 |
| 173 | 151 | 80 | 54 | 17 | 20 | 2 | 554 | 247 | 188 | 42 | 17 | 166 | 141 | 56 |
| 5,878 | 5,065 | 4,095 | 569 | 401 | 715 | 98 | 12,754 | 4,609 | 3,684 | 509 | 416 | 6,673 | 1,472 | 57 |
| 259 | 197 | 153 | 12 | 32 | 51 | 11 | 1,087 | 209 | 146 | 12 | 51 | 638 | 240 | 58 |
| 1,491 | 1,231 | 987 | 115 | 129 | 225 | 35 | 3,874 | 949 | 753 | 85 | 111 | 2,405 | 520 | 59 |
| 1,955 | 1,715 | 1,395 | 198 | 122 | 226 | 24 | 4,043 | 1,563 | 1,255 | 135 | 123 | 2,092 | 338 | 60 |
| 1,232 | 1,099 | 896 | 140 | 63 | 120 | 13 | 2,299 | 1,104 | 905 | 133 | 66 | 1,005 | 190 | 61 |
| 684 | 608 | 482 | 88 | 38 | 65 | 11 | 1,009 | 581 | 423 | 69 | 39 | 332 | 96 | 62 |
| 237 | 206 | 174 | 15 | 17 | 27 | 4 | 1,099 | 244 | 196 | 25 | 23 | 146 | 23 | 63 |
| 10 | 9 | 8 | 1 | ----- | 1 | ----- | 29 | 9 | 6 | ----- | 3 | 5 | 15 | 64 |

STATISTICS OF POPULATION.

TABLE 111.—PERSONS OWNING AND HIRING THEIR HOMES, CLASSIFIED BY COLOR, FOR CITIES HAVING 100,000 INHABITANTS OR MORE: 1900.

[This presentation is limited to private families.]

| CITIES AND COLOR. | ALL HOMES. | | | | | | CITIES AND COLOR. | ALL HOMES. | | | | | |
|---------------------------|------------|--------|--------------|-----------|---------|-----------|---------------------------|------------|--------|--------------|-----------|--------|-----------|
| | Total. | Owned. | | | Hired. | Un-known. | | Total. | Owned. | | | Hired. | Un-known. |
| | | Free. | Encum-bered. | Un-known. | | | | | Free. | Encum-bered. | Un-known. | | |
| Allegheny, Pa..... | 26,148 | 4,021 | 2,324 | 145 | 18,983 | 675 | Indianapolis, Ind..... | 38,978 | 6,741 | 5,832 | 156 | 25,004 | 1,245 |
| Native white..... | 14,825 | 1,850 | 1,030 | 69 | 11,002 | 374 | Native white..... | 27,713 | 4,037 | 4,045 | 94 | 18,659 | 378 |
| Foreign white..... | 11,105 | 2,119 | 1,247 | 75 | 7,404 | 260 | Foreign white..... | 7,519 | 2,426 | 1,484 | 42 | 3,404 | 163 |
| Negro ¹ | 699 | 52 | 47 | 1 | 560 | 39 | Negro ¹ | 3,737 | 278 | 303 | 20 | 2,932 | 204 |
| Indian..... | 1 | | | | | 1 | Indian..... | | | | | | |
| Chinese and Japanese..... | 18 | | | | 17 | 1 | Chinese and Japanese..... | 9 | | | | 9 | |
| Baltimore, Md..... | 104,146 | 19,286 | 6,960 | 743 | 69,761 | 7,396 | Jersey City, N. J..... | 44,367 | 4,569 | 3,729 | 238 | 34,060 | 1,771 |
| Native white..... | 59,544 | 11,571 | 4,257 | 447 | 39,327 | 3,942 | Native white..... | 19,876 | 1,746 | 1,555 | 94 | 15,557 | 924 |
| Foreign white..... | 27,429 | 7,184 | 2,469 | 259 | 15,800 | 1,717 | Foreign white..... | 23,575 | 2,804 | 2,141 | 144 | 17,682 | 804 |
| Negro ¹ | 16,936 | 528 | 234 | 37 | 14,418 | 1,719 | Negro ¹ | 837 | 19 | 33 | | 750 | 35 |
| Indian..... | | | | | | | Indian..... | | | | | | |
| Chinese and Japanese..... | 237 | 3 | | | 216 | 18 | Chinese and Japanese..... | 79 | | | | 71 | 8 |
| Boston, Mass..... | 114,705 | 9,944 | 10,395 | 357 | 89,083 | 4,926 | Kansas City, Mo..... | 35,341 | 4,501 | 3,774 | 168 | 26,466 | 432 |
| Native white..... | 49,412 | 5,525 | 5,002 | 189 | 36,038 | 2,658 | Native white..... | 24,114 | 2,849 | 2,704 | 101 | 18,148 | 312 |
| Foreign white..... | 62,356 | 4,381 | 5,344 | 168 | 50,437 | 2,026 | Foreign white..... | 7,038 | 1,480 | 937 | 57 | 4,554 | 60 |
| Negro ¹ | 2,507 | 36 | 49 | | 2,211 | 211 | Negro ¹ | 4,136 | 171 | 138 | 10 | 3,764 | 58 |
| Indian..... | 1 | | | | | | Indian..... | 1 | 1 | | | | |
| Chinese and Japanese..... | 429 | 2 | | | 396 | 31 | Chinese and Japanese..... | 2 | | | | | 2 |
| Buffalo, N. Y..... | 72,436 | 10,965 | 11,844 | 359 | 47,298 | 1,970 | Los Angeles, Cal..... | 24,180 | 5,959 | 3,743 | 347 | 12,745 | 1,386 |
| Native white..... | 33,727 | 4,575 | 5,340 | 165 | 22,585 | 1,062 | Native white..... | 16,199 | 3,674 | 2,579 | 243 | 8,725 | 973 |
| Foreign white..... | 38,255 | 6,377 | 6,486 | 194 | 24,310 | 838 | Foreign white..... | 7,166 | 2,381 | 1,074 | 101 | 3,445 | 365 |
| Negro ¹ | 405 | 13 | 18 | | 357 | 17 | Negro ¹ | 553 | 96 | 89 | 3 | 383 | 32 |
| Indian..... | | | | | | | Indian..... | 1 | 1 | | | | |
| Chinese and Japanese..... | 49 | | | | 46 | 3 | Chinese and Japanese..... | 261 | 7 | 1 | | 242 | 11 |
| Chicago, Ill..... | 354,036 | 39,246 | 43,735 | 3,454 | 253,582 | 9,019 | Louisville, Ky..... | 44,098 | 3,361 | 2,692 | 310 | 31,640 | 1,095 |
| Native white..... | 128,236 | 11,780 | 10,978 | 931 | 100,541 | 3,956 | Native white..... | 24,456 | 4,579 | 1,550 | 188 | 17,544 | 595 |
| Foreign white..... | 27,539 | 27,300 | 32,577 | 2,455 | 151,524 | 4,683 | Foreign white..... | 10,069 | 3,421 | 3,897 | 113 | 5,451 | 187 |
| Negro ¹ | 7,011 | 164 | 180 | 18 | 6,294 | 355 | Negro ¹ | 9,571 | 361 | 245 | 9 | 8,643 | 313 |
| Indian..... | 4 | 1 | | | 2 | 1 | Indian..... | | | | | | |
| Chinese and Japanese..... | 246 | 1 | | | 221 | 24 | Chinese and Japanese..... | 2 | | | | 2 | |
| Cincinnati, Ohio..... | 73,519 | 9,725 | 4,915 | 251 | 56,384 | 2,244 | Memphis, Tenn..... | 20,956 | 2,676 | 607 | 332 | 15,851 | 1,440 |
| Native white..... | 41,419 | 4,373 | 2,457 | 140 | 33,061 | 1,388 | Native white..... | 7,311 | 1,621 | 355 | 212 | 5,066 | 557 |
| Foreign white..... | 28,115 | 5,271 | 2,343 | 109 | 19,701 | 691 | Foreign white..... | 2,112 | 606 | 52 | 83 | 1,212 | 159 |
| Negro ¹ | 3,981 | 81 | 115 | 2 | 3,618 | 165 | Negro ¹ | 11,023 | 445 | 200 | 87 | 9,565 | 723 |
| Indian..... | | | | | | | Indian..... | 1 | 1 | | | | |
| Chinese and Japanese..... | 4 | | | | 4 | | Chinese and Japanese..... | 9 | | | | 8 | 1 |
| Cleveland, Ohio..... | 80,014 | 16,240 | 12,246 | 653 | 48,844 | 2,031 | Milwaukee, Wis..... | 58,889 | 9,541 | 11,278 | 136 | 37,466 | 463 |
| Native white..... | 32,195 | 5,086 | 3,864 | 259 | 22,033 | 953 | Native white..... | 21,797 | 2,670 | 2,504 | 49 | 16,334 | 240 |
| Foreign white..... | 46,371 | 11,092 | 8,309 | 390 | 25,596 | 884 | Foreign white..... | 36,867 | 6,366 | 3,771 | 87 | 20,921 | 222 |
| Negro ¹ | 1,409 | 62 | 73 | 4 | 1,182 | 88 | Negro ¹ | 214 | 5 | 3 | | 200 | 6 |
| Indian..... | 1 | | | | 1 | | Indian..... | 1 | | | | 1 | |
| Chinese and Japanese..... | 38 | | | | 32 | 6 | Chinese and Japanese..... | 10 | | | | 10 | |
| Columbus, Ohio..... | 27,013 | 4,445 | 3,204 | 444 | 17,822 | 1,098 | Minneapolis, Minn..... | 41,704 | 6,287 | 4,903 | 283 | 28,522 | 1,709 |
| Native white..... | 19,955 | 2,300 | 2,160 | 352 | 13,860 | 733 | Native white..... | 20,011 | 2,316 | 2,099 | 177 | 13,986 | 933 |
| Foreign white..... | 5,260 | 1,536 | 893 | 84 | 2,569 | 178 | Foreign white..... | 21,272 | 3,450 | 2,788 | 106 | 14,177 | 751 |
| Negro ¹ | 1,792 | 109 | 151 | 8 | 1,387 | 137 | Negro ¹ | 405 | 20 | 15 | | 347 | 23 |
| Indian..... | | | | | | | Indian..... | 6 | 1 | 1 | | 3 | 1 |
| Chinese and Japanese..... | 6 | | | | 6 | | Chinese and Japanese..... | 10 | | | | 9 | 1 |
| Denver, Colo..... | 29,979 | 5,000 | 3,114 | 155 | 21,215 | 495 | Newark, N. J..... | 53,965 | 4,415 | 6,517 | 109 | 41,270 | 1,654 |
| Native white..... | 19,296 | 2,740 | 1,937 | 79 | 14,195 | 345 | Native white..... | 24,730 | 2,051 | 2,967 | 49 | 18,910 | 753 |
| Foreign white..... | 9,676 | 2,179 | 1,136 | 72 | 6,145 | 144 | Foreign white..... | 27,494 | 2,350 | 3,504 | 57 | 20,756 | 827 |
| Negro ¹ | 954 | 80 | 41 | 4 | 823 | 6 | Negro ¹ | 1,691 | 14 | 46 | 3 | 1,460 | 68 |
| Indian..... | | | | | | | Indian..... | 1 | | | | 1 | |
| Chinese and Japanese..... | 53 | 1 | | | 52 | | Chinese and Japanese..... | 149 | | | | 143 | 6 |
| Detroit, Mich..... | 59,836 | 12,378 | 9,172 | 990 | 35,178 | 2,113 | New Haven, Conn..... | 23,275 | 2,413 | 3,598 | 51 | 16,722 | 491 |
| Native white..... | 23,566 | 4,124 | 2,682 | 294 | 15,458 | 1,008 | Native white..... | 11,705 | 1,583 | 1,713 | 22 | 8,089 | 293 |
| Foreign white..... | 35,237 | 8,171 | 6,424 | 639 | 18,967 | 1,046 | Foreign white..... | 10,794 | 796 | 1,324 | 29 | 7,961 | 184 |
| Negro ¹ | 969 | 83 | 66 | 7 | 749 | 64 | Negro ¹ | 721 | 27 | 60 | | 624 | 10 |
| Indian..... | 1 | | | | 1 | | Indian..... | 1 | | | | 1 | |
| Chinese and Japanese..... | 3 | | | | 3 | | Chinese and Japanese..... | 54 | 2 | 1 | | 48 | 3 |
| Fall River, Mass..... | 20,874 | 1,473 | 2,098 | 88 | 16,711 | 504 | New Orleans, La..... | 60,796 | 10,634 | 1,698 | 554 | 45,129 | 2,781 |
| Native white..... | 5,855 | 712 | 543 | 39 | 4,421 | 140 | Native white..... | 28,195 | 4,967 | 967 | 233 | 20,324 | 1,154 |
| Foreign white..... | 14,913 | 759 | 1,549 | 49 | 12,196 | 360 | Foreign white..... | 13,619 | 3,837 | 433 | 209 | 8,594 | 496 |
| Negro ¹ | 64 | 2 | 6 | | 53 | 3 | Negro ¹ | 18,750 | 1,779 | 293 | 62 | 15,491 | 1,120 |
| Indian..... | | | | | | | Indian..... | 2 | | | | 1 | |
| Chinese and Japanese..... | 42 | | | | 41 | 1 | Chinese and Japanese..... | 230 | 1 | | | 219 | 10 |

¹Includes all persons of negro descent.

PROPRIETORSHIP OF HOMES.

737

TABLE 111.—PERSONS OWNING AND HIRING THEIR HOMES, CLASSIFIED BY COLOR, FOR CITIES HAVING 100,000 INHABITANTS OR MORE: 1900.—Continued.

| CITIES AND COLOR. | ALL HOMES. | | | | | | CITIES AND COLOR. | ALL HOMES. | | | | | |
|-------------------------------------|------------|--------|-------------|-----------|---------|-----------|----------------------------|------------|--------|-------------|-----------|--------|-----------|
| | Total. | Owned. | | | Hired. | Un-known. | | Total. | Owned. | | | Hired. | Un-known. |
| | | Free. | Encumbered. | Un-known. | | | | | Free. | Encumbered. | Un-known. | | |
| New York, N. Y. | 722,670 | 35,050 | 48,002 | 2,117 | 617,474 | 20,027 | St. Joseph, Mo. | 16,632 | 3,062 | 1,352 | 206 | 11,080 | 932 |
| Native white | 265,936 | 16,726 | 21,356 | 1,022 | 218,415 | 8,417 | Native white | 12,533 | 1,937 | 891 | 173 | 8,789 | 743 |
| Foreign white | 441,907 | 18,105 | 26,437 | 1,083 | 385,368 | 10,914 | Foreign white | 3,163 | 1,053 | 410 | 92 | 1,553 | 115 |
| Negro ¹ | 13,463 | 218 | 205 | 12 | 12,406 | 622 | Negro ¹ | 934 | 72 | 51 | 1 | 736 | 74 |
| Indian | 5 | | | | 5 | | Indian | | | | | | |
| Chinese and Japanese | 1,359 | 1 | 4 | | 1,280 | 74 | Chinese and Japanese | 2 | | | | 2 | |
| Manhattan and Bronx boroughs, N. Y. | 425,461 | 8,948 | 13,938 | 1,276 | 384,349 | 16,950 | St. Louis, Mo. | 121,123 | 16,097 | 9,699 | 1,008 | 90,983 | 3,336 |
| Native white | 134,630 | 4,728 | 5,865 | 606 | 116,583 | 6,843 | Native white | 63,123 | 6,259 | 4,338 | 464 | 50,145 | 1,922 |
| Foreign white | 281,131 | 4,195 | 8,044 | 669 | 253,732 | 9,491 | Foreign white | 49,348 | 9,602 | 5,186 | 526 | 33,036 | 998 |
| Negro ¹ | 8,886 | 25 | 28 | 1 | 8,280 | 552 | Negro ¹ | 8,579 | 236 | 175 | 17 | 7,739 | 412 |
| Indian | 5 | | | | 5 | | Indian | 3 | | | 1 | 2 | |
| Chinese and Japanese | 809 | | 1 | | 744 | 64 | Chinese and Japanese | 65 | | | | 61 | 4 |
| Brooklyn borough, N. Y. | 252,519 | 18,611 | 25,763 | 586 | 205,154 | 2,405 | St. Paul, Minn. | 30,221 | 5,556 | 2,851 | 245 | 20,266 | 1,303 |
| Native white | 110,903 | 8,622 | 11,885 | 283 | 88,877 | 1,236 | Native white | 12,905 | 1,667 | 908 | 89 | 9,457 | 784 |
| Foreign white | 137,300 | 9,892 | 13,760 | 298 | 112,248 | 1,192 | Foreign white | 16,857 | 3,870 | 1,929 | 155 | 10,408 | 495 |
| Negro ¹ | 3,844 | 97 | 115 | 5 | 3,570 | 57 | Negro ¹ | 448 | 19 | 14 | 1 | 390 | 24 |
| Indian | | | | | | | Indian | 1 | | | | 1 | |
| Chinese and Japanese | 472 | | 3 | | 459 | 10 | Chinese and Japanese | 10 | | | | 10 | |
| Omaha, Nebr. | 20,047 | 3,127 | 2,113 | 101 | 13,941 | 765 | San Francisco, Cal. | 67,592 | 10,186 | 5,139 | 449 | 49,656 | 2,162 |
| Native white | 10,970 | 1,275 | 966 | 42 | 8,209 | 478 | Native white | 27,087 | 3,208 | 1,816 | 162 | 20,751 | 1,150 |
| Foreign white | 8,338 | 1,808 | 1,128 | 58 | 5,095 | 249 | Foreign white | 37,856 | 6,957 | 3,313 | 235 | 26,343 | 963 |
| Negro ¹ | 730 | 44 | 19 | 1 | 629 | 37 | Negro ¹ | 385 | 19 | 9 | 1 | 309 | 27 |
| Indian | 1 | | | | 1 | | Indian | 2 | | | | 2 | |
| Chinese and Japanese | 8 | | | | 7 | 1 | Chinese and Japanese | 2,282 | 2 | 1 | 1 | 2,251 | 27 |
| Paterson, N. J. | 23,153 | 2,016 | 3,088 | 126 | 17,285 | 638 | Scranton, Pa. | 20,299 | 4,600 | 2,583 | 253 | 12,209 | 654 |
| Native white | 8,599 | 808 | 1,150 | 57 | 6,351 | 233 | Native white | 9,102 | 1,648 | 1,073 | 92 | 5,971 | 318 |
| Foreign white | 14,246 | 1,208 | 1,934 | 68 | 10,644 | 392 | Foreign white | 11,070 | 2,949 | 1,507 | 160 | 6,129 | 325 |
| Negro ¹ | 308 | | 4 | 1 | 290 | 13 | Negro ¹ | 121 | 3 | 3 | 1 | 104 | 10 |
| Indian | | | | | | | Indian | | | | | 5 | |
| Chinese and Japanese | | | | | | | Chinese and Japanese | 6 | | | | 1 | |
| Philadelphia, Pa. | 263,093 | 29,033 | 24,013 | 2,482 | 196,124 | 11,441 | Syracuse, N. Y. | 24,928 | 4,082 | 5,115 | 41 | 15,439 | 251 |
| Native white | 144,469 | 16,631 | 14,101 | 1,323 | 106,405 | 6,009 | Native white | 15,252 | 2,032 | 2,327 | 22 | 10,201 | 170 |
| Foreign white | 105,931 | 12,212 | 9,713 | 1,130 | 78,500 | 4,376 | Foreign white | 9,400 | 2,033 | 2,269 | 18 | 5,004 | 76 |
| Negro ¹ | 12,200 | 189 | 198 | 29 | 10,758 | 1,026 | Negro ¹ | 256 | 17 | 19 | | 215 | 5 |
| Indian | 4 | | | | 4 | | Indian | 2 | | | | 2 | |
| Chinese and Japanese | 489 | 1 | 1 | | 457 | 30 | Chinese and Japanese | 18 | | | 1 | 17 | |
| Pittsburg, Pa. | 62,942 | 9,041 | 7,178 | 363 | 44,364 | 1,996 | Toledo, Ohio | 28,319 | 6,793 | 4,990 | 179 | 15,851 | 506 |
| Native white | 29,426 | 3,993 | 3,257 | 142 | 21,092 | 942 | Native white | 16,645 | 2,932 | 2,450 | 93 | 10,830 | 340 |
| Foreign white | 29,893 | 4,948 | 3,775 | 208 | 20,052 | 910 | Foreign white | 11,236 | 3,835 | 2,505 | 84 | 4,657 | 155 |
| Negro ¹ | 3,576 | 100 | 146 | 13 | 3,179 | 138 | Negro ¹ | 423 | 26 | 35 | 2 | 349 | 11 |
| Indian | 1 | | | | 1 | | Indian | 1 | | | | 1 | |
| Chinese and Japanese | 46 | | | | 40 | 6 | Chinese and Japanese | 14 | | | | 14 | |
| Providence, R. I. | 38,516 | 4,087 | 3,708 | 100 | 29,696 | 925 | Washington, D. C. | 55,465 | 8,441 | 4,261 | 296 | 40,753 | 1,714 |
| Native white | 18,817 | 2,514 | 1,657 | 60 | 14,098 | 488 | Native white | 30,890 | 5,247 | 2,890 | 177 | 21,611 | 965 |
| Foreign white | 18,354 | 1,529 | 1,987 | 39 | 14,446 | 353 | Foreign white | 7,125 | 1,924 | 731 | 64 | 4,247 | 159 |
| Negro ¹ | 1,240 | 43 | 64 | 1 | 1,052 | 80 | Negro ¹ | 17,269 | 1,269 | 640 | 55 | 14,721 | 584 |
| Indian | 13 | 1 | | | 12 | | Indian | 2 | 1 | | | 1 | |
| Chinese and Japanese | 92 | | | | 88 | 4 | Chinese and Japanese | 179 | | | | 173 | 6 |
| Rochester, N. Y. | 33,964 | 6,001 | 6,289 | 179 | 20,481 | 1,014 | Worcester, Mass. | 24,544 | 2,055 | 3,807 | 51 | 17,875 | 756 |
| Native white | 18,360 | 2,776 | 3,190 | 90 | 11,702 | 602 | Native white | 11,931 | 1,400 | 1,845 | 31 | 8,269 | 436 |
| Foreign white | 15,430 | 3,223 | 3,089 | 89 | 8,676 | 403 | Foreign white | 12,254 | 647 | 1,942 | 20 | 9,336 | 309 |
| Negro ¹ | 116 | 2 | 10 | | 96 | 8 | Negro ¹ | 268 | 8 | 19 | | 233 | 8 |
| Indian | | | | | | | Indian | 1 | | 1 | | | |
| Chinese and Japanese | 8 | | | | 7 | 1 | Chinese and Japanese | 40 | | | | 37 | 3 |

¹Includes all persons of negro descent.

STATISTICS OF POPULATION.

TABLE 112.—PERSONS OWNING AND HIRING THEIR HOMES, CLASSIFIED BY SEX, FOR CITIES HAVING 100,000 INHABITANTS OR MORE: 1900.

[This presentation is limited to private families.]

| CITIES. | MALES. | | | | | | FEMALES. | | | | | |
|-----------------------------------|------------|--------|-------------|-----------|---------|-----------|------------|--------|-------------|-----------|--------|-----------|
| | All homes. | | | | | | All homes. | | | | | |
| | Total. | Owned. | | | Hired. | Un-known. | Total. | Owned. | | | Hired. | Un-known. |
| | | Free. | Encumbered. | Un-known. | | | | Free. | Encumbered. | Un-known. | | |
| Allegheny, Pa..... | 21,968 | 3,021 | 2,065 | 117 | 16,227 | 538 | 4,180 | 1,000 | 259 | 28 | 2,756 | 137 |
| Baltimore, Md..... | 35,633 | 15,519 | 6,299 | 596 | 37,633 | 5,531 | 13,513 | 3,767 | 661 | 147 | 12,073 | 1,365 |
| Boston, Mass..... | 93,775 | 7,369 | 8,724 | 238 | 73,644 | 3,740 | 20,930 | 2,576 | 1,671 | 59 | 15,439 | 1,186 |
| Buffalo, N. Y..... | 62,719 | 3,522 | 10,624 | 309 | 41,693 | 1,571 | 9,717 | 2,443 | 1,220 | 50 | 3,605 | 399 |
| Chicago, Ill..... | 310,144 | 32,796 | 39,635 | 2,911 | 227,326 | 7,476 | 43,892 | 6,450 | 4,100 | 543 | 31,236 | 1,643 |
| Cincinnati, Ohio..... | 57,607 | 7,294 | 4,127 | 204 | 44,410 | 1,572 | 15,912 | 2,431 | 788 | 47 | 11,974 | 672 |
| Cleveland, Ohio..... | 70,354 | 13,613 | 11,353 | 558 | 43,195 | 1,630 | 9,660 | 2,622 | 893 | 95 | 5,649 | 401 |
| Columbus, Ohio..... | 22,853 | 3,560 | 2,368 | 370 | 15,139 | 366 | 4,180 | 835 | 336 | 74 | 2,633 | 232 |
| Denver, Colo..... | 25,076 | 4,201 | 2,759 | 141 | 17,588 | 387 | 4,303 | 799 | 355 | 14 | 3,627 | 103 |
| Detroit, Mich..... | 51,887 | 10,343 | 8,453 | 815 | 30,591 | 1,633 | 7,949 | 2,035 | 717 | 175 | 4,567 | 435 |
| Fall River, Mass..... | 17,959 | 1,109 | 1,788 | 70 | 13,999 | 395 | 3,515 | 364 | 312 | 18 | 2,712 | 109 |
| Indianapolis, Ind..... | 33,342 | 5,462 | 5,262 | 123 | 21,433 | 1,012 | 5,636 | 1,279 | 570 | 33 | 3,521 | 233 |
| Jersey City, N. J..... | 33,072 | 3,593 | 3,261 | 194 | 29,571 | 1,453 | 6,295 | 976 | 463 | 44 | 4,459 | 313 |
| Kansas City, Mo..... | 30,263 | 3,841 | 3,518 | 146 | 22,410 | 343 | 6,078 | 660 | 266 | 22 | 4,056 | 84 |
| Los Angeles, Cal..... | 19,330 | 4,846 | 3,310 | 285 | 10,320 | 1,069 | 4,550 | 1,113 | 433 | 62 | 2,425 | 317 |
| Louisville, Ky..... | 34,662 | 6,226 | 2,274 | 226 | 25,138 | 798 | 9,436 | 2,135 | 418 | 84 | 6,502 | 297 |
| Memphis, Tenn..... | 16,213 | 2,107 | 547 | 290 | 12,195 | 1,074 | 4,743 | 569 | 60 | 92 | 3,656 | 366 |
| Milwaukee, Wis..... | 51,570 | 7,861 | 10,206 | 107 | 33,022 | 374 | 7,319 | 1,680 | 1,072 | 29 | 4,444 | 94 |
| Minneapolis, Minn..... | 36,878 | 5,557 | 4,608 | 264 | 25,076 | 1,373 | 4,326 | 730 | 295 | 19 | 3,446 | 336 |
| Newark, N. J..... | 45,744 | 3,416 | 5,570 | 84 | 35,351 | 1,323 | 3,221 | 999 | 947 | 25 | 5,919 | 331 |
| New Haven, Conn..... | 19,939 | 1,316 | 3,265 | 42 | 14,428 | 338 | 3,336 | 597 | 333 | 9 | 2,294 | 103 |
| New Orleans, La..... | 46,098 | 7,741 | 1,368 | 423 | 34,648 | 1,913 | 14,698 | 2,393 | 330 | 131 | 10,431 | 363 |
| New York, N. Y..... | 611,124 | 27,209 | 41,440 | 1,707 | 525,087 | 15,681 | 111,546 | 7,841 | 6,562 | 410 | 92,337 | 4,346 |
| Manhattan and Bronx boroughs..... | 357,990 | 6,893 | 11,758 | 992 | 325,111 | 13,236 | 67,471 | 2,055 | 2,180 | 284 | 59,238 | 3,714 |
| Brooklyn borough..... | 213,878 | 14,295 | 22,251 | 499 | 174,953 | 1,880 | 38,641 | 4,316 | 3,512 | 87 | 30,201 | 625 |
| Omaha, Nebr..... | 17,598 | 2,746 | 1,954 | 85 | 12,206 | 607 | 2,449 | 331 | 159 | 16 | 1,785 | 153 |
| Paterson, N. J..... | 19,694 | 1,556 | 2,672 | 96 | 14,850 | 520 | 3,459 | 460 | 416 | 30 | 2,495 | 113 |
| Philadelphia, Pa..... | 221,918 | 22,304 | 20,333 | 1,974 | 167,632 | 9,120 | 41,175 | 6,729 | 3,175 | 503 | 23,442 | 2,321 |
| Pittsburg, Pa..... | 54,708 | 7,270 | 6,520 | 294 | 38,944 | 1,630 | 8,234 | 1,771 | 658 | 69 | 5,420 | 316 |
| Providence, R. I..... | 31,842 | 3,036 | 3,161 | 79 | 24,807 | 709 | 6,674 | 1,001 | 547 | 21 | 4,339 | 216 |
| Rochester, N. Y..... | 28,185 | 4,534 | 5,434 | 144 | 17,268 | 755 | 5,779 | 1,467 | 805 | 35 | 3,213 | 259 |
| St. Joseph, Mo..... | 15,023 | 2,600 | 1,239 | 197 | 10,143 | 344 | 1,609 | 462 | 113 | 9 | 937 | 88 |
| St. Louis, Mo..... | 100,489 | 12,571 | 8,431 | 318 | 76,017 | 2,652 | 20,634 | 3,526 | 1,268 | 190 | 14,966 | 634 |
| St. Paul, Minn..... | 26,560 | 4,805 | 2,653 | 192 | 17,880 | 1,030 | 3,661 | 751 | 193 | 53 | 2,336 | 273 |
| San Francisco, Cal..... | 55,073 | 7,957 | 4,213 | 342 | 40,855 | 1,701 | 12,519 | 2,229 | 921 | 107 | 3,801 | 461 |
| Scranton, Pa..... | 17,610 | 3,638 | 2,303 | 206 | 10,863 | 545 | 2,639 | 912 | 275 | 47 | 1,346 | 109 |
| Syracuse, N. Y..... | 20,951 | 3,031 | 4,443 | 36 | 13,195 | 191 | 3,977 | 1,001 | 667 | 5 | 2,244 | 60 |
| Toledo, Ohio..... | 25,039 | 5,702 | 4,652 | 145 | 14,121 | 419 | 3,230 | 1,091 | 333 | 34 | 1,730 | 87 |
| Washington, D. C..... | 43,879 | 6,319 | 3,539 | 233 | 32,450 | 1,283 | 11,536 | 2,122 | 672 | 63 | 3,303 | 426 |
| Worcester, Mass..... | 21,118 | 1,649 | 3,354 | 41 | 15,435 | 539 | 3,426 | 406 | 453 | 10 | 2,330 | 167 |

PROPRIETORSHIP OF HOMES.

TABLE 113.—PERSONS OWNING AND HIRING THEIR HOMES, CLASSIFIED BY AGE PERIODS, FOR CITIES HAVING 100,000 INHABITANTS OR MORE: 1900.

[This presentation is limited to private families.]

| CITIES AND AGE PERIODS. | ALL HOMES. | | | | | | CITIES AND AGE PERIODS. | ALL HOMES. | | | | | |
|-------------------------|------------|--------|-------------|-----------|---------|-----------|-------------------------|------------|--------|-------------|-----------|--------|-----------|
| | Total. | Owned. | | | Hired. | Un-known. | | Total. | Owned. | | | Hired. | Un-known. |
| | | Free. | Encumbered. | Un-known. | | | | | Free. | Encumbered. | Un-known. | | |
| Allegheny, Pa | 26,148 | 4,021 | 2,324 | 145 | 18,983 | 675 | Detroit, Mich | 59,836 | 12,378 | 9,172 | 990 | 35,178 | 2,118 |
| Under 25 years..... | 1,088 | 9 | 14 | | 1,012 | 53 | Under 25 years..... | 2,099 | 67 | 63 | 2 | 1,824 | 143 |
| 25 to 34 years..... | 6,795 | 266 | 312 | 9 | 5,996 | 222 | 25 to 34 years..... | 14,572 | 1,151 | 1,649 | 85 | 11,064 | 623 |
| 35 to 44 years..... | 7,464 | 872 | 790 | 42 | 5,600 | 160 | 35 to 44 years..... | 17,972 | 3,238 | 3,261 | 228 | 10,718 | 527 |
| 45 to 54 years..... | 5,469 | 1,093 | 666 | 36 | 3,562 | 112 | 45 to 54 years..... | 12,838 | 3,379 | 2,413 | 248 | 6,462 | 386 |
| 55 to 64 years..... | 3,310 | 940 | 360 | 38 | 1,910 | 62 | 55 to 64 years..... | 7,819 | 2,657 | 1,212 | 228 | 3,445 | 277 |
| 65 years and over..... | 1,989 | 846 | 181 | 20 | 889 | 53 | 65 years and over..... | 4,458 | 1,872 | 571 | 198 | 1,641 | 176 |
| Age unknown..... | 33 | 5 | 1 | | 14 | 13 | Age unknown..... | 78 | 14 | 3 | 1 | 24 | 36 |
| Baltimore, Md | 104,146 | 19,286 | 6,960 | 743 | 69,761 | 7,396 | Fall River, Mass..... | 20,874 | 1,473 | 2,098 | 88 | 16,711 | 504 |
| Under 25 years..... | 3,998 | 141 | 89 | 11 | 3,097 | 660 | Under 25 years..... | 867 | 6 | 10 | 1 | 811 | 39 |
| 25 to 34 years..... | 24,037 | 2,003 | 1,499 | 92 | 18,302 | 2,201 | 25 to 34 years..... | 5,158 | 82 | 212 | 11 | 4,690 | 163 |
| 35 to 44 years..... | 29,707 | 4,726 | 2,347 | 215 | 20,681 | 1,738 | 35 to 44 years..... | 5,832 | 235 | 603 | 15 | 4,859 | 120 |
| 45 to 54 years..... | 22,606 | 4,952 | 1,631 | 176 | 14,859 | 1,188 | 45 to 54 years..... | 4,625 | 382 | 620 | 23 | 3,517 | 53 |
| 55 to 64 years..... | 14,271 | 4,098 | 902 | 133 | 8,313 | 825 | 55 to 64 years..... | 2,847 | 399 | 437 | 23 | 1,923 | 60 |
| 65 years and over..... | 8,864 | 3,342 | 485 | 112 | 4,311 | 614 | 65 years and over..... | 1,612 | 367 | 214 | 13 | 887 | 31 |
| Age unknown..... | 403 | 24 | 7 | 4 | 198 | 170 | Age unknown..... | 33 | 2 | 2 | 2 | 19 | 8 |
| Boston, Mass..... | 114,705 | 9,944 | 10,395 | 357 | 89,083 | 4,926 | Indianapolis, Ind..... | 38,978 | 6,741 | 5,832 | 156 | 25,004 | 1,245 |
| Under 25 years..... | 3,037 | 40 | 33 | 4 | 2,768 | 192 | Under 25 years..... | 1,659 | 49 | 62 | 1 | 1,448 | 99 |
| 25 to 34 years..... | 28,430 | 525 | 1,199 | 23 | 25,487 | 1,196 | 25 to 34 years..... | 9,713 | 620 | 1,119 | 19 | 7,614 | 341 |
| 35 to 44 years..... | 38,271 | 1,631 | 3,140 | 75 | 27,278 | 1,147 | 35 to 44 years..... | 10,692 | 1,601 | 1,762 | 38 | 7,007 | 284 |
| 45 to 54 years..... | 24,418 | 2,533 | 2,333 | 100 | 18,017 | 835 | 45 to 54 years..... | 8,400 | 1,791 | 1,503 | 42 | 4,868 | 196 |
| 55 to 64 years..... | 15,233 | 2,548 | 1,944 | 78 | 10,144 | 519 | 55 to 64 years..... | 5,289 | 1,539 | 939 | 34 | 2,655 | 122 |
| 65 years and over..... | 9,395 | 2,600 | 1,183 | 73 | 5,221 | 318 | 65 years and over..... | 3,028 | 1,130 | 435 | 21 | 1,334 | 108 |
| Age unknown..... | 921 | 17 | 13 | 4 | 168 | 719 | Age unknown..... | 217 | 11 | 12 | 1 | 98 | 95 |
| Buffalo, N. Y..... | 72,436 | 10,965 | 11,844 | 359 | 47,298 | 1,970 | Jersey City, N. J..... | 44,367 | 4,569 | 3,729 | 238 | 34,060 | 1,771 |
| Under 25 years..... | 2,466 | 41 | 54 | 3 | 2,241 | 127 | Under 25 years..... | 1,489 | 26 | 24 | 1 | 1,320 | 118 |
| 25 to 34 years..... | 18,724 | 780 | 1,740 | 36 | 15,579 | 589 | 25 to 34 years..... | 11,836 | 284 | 477 | 35 | 10,524 | 516 |
| 35 to 44 years..... | 22,745 | 2,609 | 4,437 | 110 | 15,064 | 525 | 35 to 44 years..... | 13,343 | 920 | 1,224 | 64 | 10,623 | 512 |
| 45 to 54 years..... | 14,838 | 2,881 | 3,139 | 94 | 8,392 | 332 | 45 to 54 years..... | 9,244 | 1,266 | 1,011 | 62 | 6,588 | 317 |
| 55 to 64 years..... | 8,327 | 2,449 | 1,636 | 68 | 3,975 | 199 | 55 to 64 years..... | 5,536 | 1,172 | 688 | 46 | 3,445 | 185 |
| 65 years and over..... | 5,254 | 2,199 | 836 | 48 | 2,023 | 148 | 65 years and over..... | 2,912 | 900 | 305 | 30 | 1,555 | 122 |
| Age unknown..... | 82 | 6 | 2 | | 24 | 50 | Age unknown..... | 7 | 1 | | | 5 | 1 |
| Chicago, Ill..... | 354,036 | 39,246 | 43,735 | 3,454 | 258,582 | 9,019 | Kansas City, Mo..... | 35,341 | 4,501 | 3,774 | 168 | 26,466 | 432 |
| Under 25 years..... | 11,837 | 187 | 223 | 36 | 10,833 | 533 | Under 25 years..... | 1,503 | 46 | 60 | 4 | 1,351 | 42 |
| 25 to 34 years..... | 96,661 | 3,213 | 6,166 | 323 | 84,203 | 2,656 | 25 to 34 years..... | 9,036 | 538 | 766 | 26 | 7,594 | 112 |
| 35 to 44 years..... | 116,397 | 10,313 | 16,678 | 898 | 85,867 | 2,641 | 35 to 44 years..... | 11,373 | 1,369 | 1,376 | 36 | 8,466 | 126 |
| 45 to 54 years..... | 71,861 | 11,222 | 12,110 | 926 | 46,031 | 1,572 | 45 to 54 years..... | 7,454 | 1,215 | 882 | 44 | 5,294 | 79 |
| 55 to 64 years..... | 38,154 | 8,777 | 6,201 | 783 | 21,592 | 801 | 55 to 64 years..... | 4,037 | 816 | 470 | 35 | 2,675 | 41 |
| 65 years and over..... | 18,366 | 5,488 | 2,326 | 476 | 9,603 | 473 | 65 years and over..... | 1,886 | 509 | 218 | 22 | 1,121 | 16 |
| Age unknown..... | 860 | 46 | 31 | 12 | 448 | 323 | Age unknown..... | 52 | 8 | 2 | 1 | 25 | 16 |
| Cincinnati, Ohio..... | 78,519 | 9,725 | 4,915 | 251 | 56,384 | 2,244 | Los Angeles, Cal..... | 24,180 | 5,959 | 3,743 | 347 | 12,745 | 1,386 |
| Under 25 years..... | 2,616 | 41 | 23 | 4 | 2,429 | 119 | Under 25 years..... | 808 | 43 | 37 | 2 | 585 | 141 |
| 25 to 34 years..... | 16,344 | 486 | 462 | 23 | 14,777 | 596 | 25 to 34 years..... | 4,815 | 600 | 664 | 56 | 3,132 | 363 |
| 35 to 44 years..... | 23,023 | 2,014 | 1,476 | 55 | 16,364 | 614 | 35 to 44 years..... | 7,115 | 1,588 | 1,252 | 87 | 3,842 | 346 |
| 45 to 54 years..... | 16,629 | 2,479 | 1,415 | 69 | 11,246 | 420 | 45 to 54 years..... | 5,365 | 1,320 | 923 | 32 | 2,636 | 224 |
| 55 to 64 years..... | 10,497 | 2,334 | 998 | 53 | 6,809 | 253 | 55 to 64 years..... | 3,658 | 1,235 | 536 | 65 | 1,677 | 145 |
| 65 years and over..... | 7,825 | 2,312 | 533 | 45 | 4,224 | 211 | 65 years and over..... | 2,243 | 944 | 320 | 49 | 831 | 99 |
| Age unknown..... | 85 | 9 | 8 | 2 | 35 | 31 | Age unknown..... | 156 | 29 | 11 | 6 | 42 | 68 |
| Cleveland, Ohio..... | 80,014 | 16,240 | 12,246 | 653 | 48,844 | 2,031 | Louisville, Ky..... | 44,098 | 8,361 | 2,692 | 310 | 31,640 | 1,095 |
| Under 25 years..... | 3,857 | 110 | 113 | 5 | 2,970 | 159 | Under 25 years..... | 2,118 | 62 | 28 | 4 | 1,923 | 101 |
| 25 to 34 years..... | 22,135 | 1,600 | 2,450 | 95 | 17,327 | 663 | 25 to 34 years..... | 10,753 | 871 | 441 | 56 | 9,088 | 297 |
| 35 to 44 years..... | 23,223 | 4,097 | 4,293 | 194 | 14,163 | 476 | 35 to 44 years..... | 12,289 | 1,964 | 875 | 81 | 9,084 | 285 |
| 45 to 54 years..... | 16,891 | 4,644 | 3,178 | 167 | 8,278 | 324 | 45 to 54 years..... | 9,192 | 2,164 | 655 | 70 | 6,126 | 177 |
| 55 to 64 years..... | 9,406 | 3,447 | 1,562 | 108 | 4,099 | 190 | 55 to 64 years..... | 5,811 | 1,831 | 456 | 63 | 3,347 | 114 |
| 65 years and over..... | 5,205 | 2,333 | 641 | 84 | 1,970 | 177 | 65 years and over..... | 3,687 | 1,435 | 233 | 35 | 1,908 | 81 |
| Age unknown..... | 97 | 9 | 9 | | 37 | 42 | Age unknown..... | 248 | 34 | 4 | 1 | 169 | 40 |
| Columbus, Ohio..... | 27,013 | 4,445 | 3,204 | 444 | 17,822 | 1,098 | Memphis, Tenn..... | 20,956 | 2,676 | 607 | 382 | 15,851 | 1,440 |
| Under 25 years..... | 1,115 | 24 | 31 | | 954 | 106 | Under 25 years..... | 1,341 | 29 | 17 | 5 | 1,143 | 147 |
| 25 to 34 years..... | 6,661 | 364 | 555 | 42 | 5,396 | 304 | 25 to 34 years..... | 5,772 | 353 | 150 | 53 | 4,778 | 458 |
| 35 to 44 years..... | 7,771 | 1,128 | 1,057 | 119 | 5,204 | 253 | 35 to 44 years..... | 5,937 | 680 | 200 | 97 | 4,563 | 397 |
| 45 to 54 years..... | 5,753 | 1,193 | 845 | 115 | 3,425 | 175 | 45 to 54 years..... | 4,476 | 764 | 148 | 107 | 3,222 | 235 |
| 55 to 64 years..... | 3,491 | 958 | 460 | 100 | 1,874 | 119 | 55 to 64 years..... | 2,333 | 563 | 73 | 77 | 1,489 | 131 |
| 65 years and over..... | 2,031 | 789 | 250 | 64 | 906 | 72 | 65 years and over..... | 1,039 | 281 | 38 | 43 | 629 | 48 |
| Age unknown..... | 141 | 9 | 6 | 4 | 63 | 59 | Age unknown..... | 58 | 6 | 1 | | 27 | 24 |
| Denver, Colo..... | 29,979 | 5,000 | 3,114 | 155 | 21,215 | 495 | Milwaukee, Wis..... | 58,889 | 9,541 | 11,278 | 136 | 37,466 | 468 |
| Under 25 years..... | 917 | 42 | 24 | 2 | 824 | 25 | Under 25 years..... | 2,203 | 39 | 52 | 1 | 2,079 | 32 |
| 25 to 34 years..... | 6,712 | 514 | 410 | 11 | 5,661 | 116 | 25 to 34 years..... | 15,252 | 633 | 1,615 | 12 | 12,846 | 146 |
| 35 to 44 years..... | 9,773 | 1,627 | 1,118 | 41 | 6,967 | 120 | 35 to 44 years..... | 17,855 | 2,235 | 4,033 | 22 | 11,404 | 111 |
| 45 to 54 years..... | 6,836 | 1,472 | 850 | 48 | 4,427 | 89 | 45 to 54 years..... | 11,950 | 2,589 | 3,115 | 34 | 6,149 | 63 |
| 55 to 64 years..... | 3,728 | 925 | 507 | 26 | 2,224 | 46 | 55 to 64 years..... | 6,893 | 2,116 | 1,642 | 35 | 3,060 | 40 |
| 65 years and over..... | 1,713 | 507 | 196 | 21 | 908 | 26 | 65 years and over..... | 4,668 | 1,917 | 766 | 32 | 1,908 | 45 |
| Age unknown..... | 245 | 13 | 9 | 6 | 144 | 73 | Age unknown..... | 68 | 12 | 5 | | 20 | 31 |

STATISTICS OF POPULATION.

TABLE 113.—PERSONS OWNING AND HIRING THEIR HOMES, CLASSIFIED BY AGE PERIODS, FOR CITIES HAVING 100,000 INHABITANTS OR MORE: 1900—Continued.

| CITIES AND AGE PERIODS. | ALL HOMES. | | | | | | CITIES AND AGE PERIODS. | ALL HOMES. | | | | | |
|-------------------------------------|------------|--------|-------------|-----------|---------|-----------|-------------------------|------------|--------|-------------|-----------|---------|-----------|
| | Total. | Owned. | | | Hired. | Un-known. | | Total. | Owned. | | | Hired. | Un-known. |
| | | Free. | Encumbered. | Un-known. | | | | | Free. | Encumbered. | Un-known. | | |
| Minneapolis, Minn. | 41,704 | 6,287 | 4,908 | 283 | 28,522 | 1,709 | Philadelphia, Pa. | 263,093 | 29,033 | 24,013 | 2,482 | 196,124 | 11,441 |
| Under 25 years | 1,417 | 23 | 15 | 2 | 1,154 | 233 | Under 25 years | 8,360 | 127 | 150 | 15 | 7,367 | 701 |
| 25 to 34 years | 10,344 | 569 | 646 | 35 | 8,562 | 532 | 25 to 34 years | 63,546 | 2,072 | 3,615 | 209 | 54,424 | 3,226 |
| 35 to 44 years | 14,462 | 2,095 | 1,930 | 109 | 9,899 | 423 | 35 to 44 years | 76,240 | 5,837 | 7,438 | 585 | 59,422 | 2,938 |
| 45 to 54 years | 8,624 | 1,739 | 1,364 | 76 | 5,217 | 223 | 45 to 54 years | 56,366 | 7,559 | 6,133 | 634 | 40,105 | 1,938 |
| 55 to 64 years | 4,275 | 1,045 | 654 | 23 | 2,420 | 123 | 55 to 64 years | 35,387 | 6,226 | 4,163 | 583 | 22,714 | 1,226 |
| 65 years and over | 2,407 | 812 | 286 | 32 | 1,284 | 103 | 65 years and over | 21,967 | 6,435 | 2,484 | 466 | 11,741 | 841 |
| Age unknown | 115 | 4 | 8 | 1 | 36 | 66 | Age unknown | 1,047 | 77 | 28 | 30 | 341 | 571 |
| Newark, N. J. | 53,965 | 4,415 | 6,517 | 109 | 41,270 | 1,654 | Pittsburg, Pa. | 62,942 | 9,041 | 7,178 | 363 | 44,364 | 1,996 |
| Under 25 years | 2,049 | 26 | 32 | 4 | 1,870 | 117 | Under 25 years | 2,561 | 42 | 57 | 2 | 2,297 | 163 |
| 25 to 34 years | 14,274 | 260 | 815 | 5 | 12,699 | 495 | 25 to 34 years | 17,210 | 720 | 1,220 | 34 | 14,611 | 625 |
| 35 to 44 years | 15,815 | 858 | 1,947 | 19 | 12,572 | 419 | 35 to 44 years | 13,935 | 2,172 | 2,588 | 86 | 13,531 | 558 |
| 45 to 54 years | 10,623 | 1,106 | 1,738 | 40 | 7,485 | 259 | 45 to 54 years | 13,134 | 2,568 | 2,005 | 113 | 8,135 | 313 |
| 55 to 64 years | 7,044 | 1,172 | 1,256 | 21 | 4,417 | 178 | 55 to 64 years | 7,299 | 2,074 | 924 | 71 | 4,083 | 192 |
| 65 years and over | 4,049 | 987 | 725 | 19 | 2,178 | 140 | 65 years and over | 3,706 | 1,450 | 378 | 57 | 1,701 | 120 |
| Age unknown | 106 | 6 | 4 | 1 | 49 | 46 | Age unknown | 97 | 15 | 6 | 1 | 51 | 25 |
| New Haven, Conn. | 23,275 | 2,413 | 3,598 | 51 | 16,722 | 491 | Providence, R. I. | 33,516 | 4,087 | 3,708 | 100 | 29,696 | 925 |
| Under 25 years | 681 | 7 | 13 | 1 | 632 | 29 | Under 25 years | 1,090 | 16 | 22 | 1 | 1,017 | 35 |
| 25 to 34 years | 5,369 | 113 | 330 | 9 | 4,742 | 125 | 25 to 34 years | 3,913 | 237 | 412 | 11 | 3,021 | 232 |
| 35 to 44 years | 6,543 | 360 | 1,005 | 17 | 5,041 | 120 | 35 to 44 years | 10,527 | 670 | 1,015 | 19 | 8,013 | 210 |
| 45 to 54 years | 5,037 | 591 | 935 | 12 | 3,413 | 96 | 45 to 54 years | 3,331 | 1,022 | 1,104 | 32 | 6,493 | 130 |
| 55 to 64 years | 3,301 | 623 | 724 | 6 | 1,891 | 52 | 55 to 64 years | 5,585 | 1,064 | 726 | 21 | 3,668 | 106 |
| 65 years and over | 2,243 | 711 | 433 | 7 | 992 | 50 | 65 years and over | 3,446 | 1,077 | 428 | 16 | 1,869 | 56 |
| Age unknown | 36 | 3 | 3 | 1 | 11 | 19 | Age unknown | 124 | 1 | 1 | 1 | 15 | 106 |
| New Orleans, La. | 60,796 | 10,634 | 1,698 | 554 | 45,129 | 2,781 | Rochester, N. Y. | 33,964 | 6,001 | 6,289 | 179 | 20,481 | 1,014 |
| Under 25 years | 3,003 | 127 | 19 | 11 | 2,609 | 237 | Under 25 years | 845 | 19 | 21 | 1 | 736 | 69 |
| 25 to 34 years | 14,367 | 1,161 | 236 | 62 | 12,591 | 767 | 25 to 34 years | 7,611 | 394 | 816 | 26 | 6,118 | 257 |
| 35 to 44 years | 16,663 | 2,445 | 507 | 126 | 12,561 | 634 | 35 to 44 years | 9,984 | 1,285 | 2,126 | 47 | 6,260 | 266 |
| 45 to 54 years | 12,973 | 2,764 | 438 | 149 | 9,066 | 536 | 45 to 54 years | 7,437 | 1,553 | 1,725 | 39 | 3,939 | 131 |
| 55 to 64 years | 8,134 | 2,321 | 286 | 109 | 5,114 | 304 | 55 to 64 years | 4,675 | 1,365 | 990 | 36 | 2,163 | 116 |
| 65 years and over | 5,064 | 1,804 | 159 | 96 | 2,744 | 261 | 65 years and over | 3,292 | 1,369 | 599 | 23 | 1,217 | 79 |
| Age unknown | 92 | 12 | 3 | 1 | 34 | 42 | Age unknown | 120 | 16 | 12 | 3 | 43 | 46 |
| New York, N. Y. | 722,670 | 35,050 | 43,002 | 2,117 | 617,474 | 20,027 | St. Joseph, Mo. | 16,632 | 3,062 | 1,352 | 206 | 11,080 | 932 |
| Under 25 years | 27,831 | 186 | 254 | 19 | 26,323 | 1,099 | Under 25 years | 664 | 25 | 26 | 3 | 552 | 58 |
| 25 to 34 years | 135,932 | 2,228 | 5,663 | 170 | 132,474 | 5,397 | 25 to 34 years | 4,223 | 397 | 259 | 36 | 3,242 | 294 |
| 35 to 44 years | 217,410 | 6,666 | 14,361 | 507 | 190,332 | 5,344 | 35 to 44 years | 5,333 | 334 | 428 | 81 | 3,691 | 299 |
| 45 to 54 years | 146,907 | 9,113 | 13,452 | 576 | 120,153 | 3,603 | 45 to 54 years | 3,412 | 727 | 343 | 55 | 2,124 | 153 |
| 55 to 64 years | 87,227 | 9,001 | 9,130 | 458 | 66,411 | 2,177 | 55 to 64 years | 1,965 | 623 | 197 | 19 | 1,050 | 71 |
| 65 years and over | 45,510 | 7,301 | 5,079 | 379 | 30,995 | 1,256 | 65 years and over | 973 | 440 | 91 | 12 | 392 | 43 |
| Age unknown | 1,303 | 50 | 13 | 8 | 581 | 1,151 | Age unknown | 52 | 11 | 3 | 1 | 29 | 9 |
| Manhattan and Bronx boroughs, N. Y. | 425,461 | 3,948 | 13,938 | 1,276 | 384,349 | 16,950 | St. Louis, Mo. | 121,123 | 16,097 | 9,699 | 1,003 | 90,933 | 3,336 |
| Under 25 years | 17,299 | 62 | 71 | 11 | 16,250 | 905 | Under 25 years | 4,733 | 86 | 35 | 13 | 4,357 | 242 |
| 25 to 34 years | 119,029 | 511 | 1,236 | 87 | 112,602 | 4,593 | 25 to 34 years | 31,033 | 1,169 | 1,252 | 101 | 27,542 | 974 |
| 35 to 44 years | 123,905 | 1,653 | 3,647 | 291 | 118,732 | 4,532 | 35 to 44 years | 34,911 | 3,536 | 3,378 | 250 | 26,904 | 843 |
| 45 to 54 years | 85,821 | 2,267 | 4,115 | 349 | 75,965 | 3,125 | 45 to 54 years | 24,676 | 4,332 | 2,538 | 262 | 17,004 | 540 |
| 55 to 64 years | 43,919 | 2,252 | 3,060 | 277 | 41,507 | 1,823 | 55 to 64 years | 15,623 | 3,327 | 1,575 | 210 | 9,695 | 321 |
| 65 years and over | 24,011 | 2,155 | 1,802 | 254 | 18,764 | 1,036 | 65 years and over | 9,513 | 3,090 | 887 | 163 | 5,142 | 231 |
| Age unknown | 1,477 | 48 | 7 | 7 | 529 | 886 | Age unknown | 624 | 57 | 34 | 9 | 339 | 135 |
| Brooklyn borough, N. Y. | 252,519 | 13,611 | 25,763 | 586 | 205,154 | 2,405 | St. Paul, Minn. | 30,221 | 5,556 | 2,851 | 245 | 20,266 | 1,303 |
| Under 25 years | 9,165 | 86 | 133 | 7 | 8,779 | 160 | Under 25 years | 943 | 23 | 9 | 4 | 775 | 132 |
| 25 to 34 years | 66,106 | 1,151 | 3,158 | 55 | 61,140 | 602 | 25 to 34 years | 7,139 | 434 | 344 | 20 | 5,380 | 411 |
| 35 to 44 years | 74,722 | 3,353 | 7,817 | 146 | 62,842 | 564 | 35 to 44 years | 10,671 | 1,816 | 1,147 | 63 | 7,289 | 351 |
| 45 to 54 years | 51,799 | 4,886 | 7,137 | 160 | 39,227 | 369 | 45 to 54 years | 6,203 | 1,554 | 774 | 63 | 3,623 | 139 |
| 55 to 64 years | 32,336 | 4,933 | 4,870 | 122 | 22,133 | 278 | 55 to 64 years | 3,196 | 963 | 334 | 47 | 1,699 | 98 |
| 65 years and over | 18,029 | 4,200 | 2,623 | 95 | 10,934 | 177 | 65 years and over | 1,955 | 702 | 191 | 39 | 937 | 36 |
| Age unknown | 312 | 2 | 5 | 1 | 49 | 255 | Age unknown | 109 | 9 | 2 | 4 | 55 | 36 |
| Omaha, Nebr. | 20,047 | 3,127 | 2,113 | 101 | 13,941 | 765 | San Francisco, Cal. | 67,592 | 10,136 | 5,139 | 449 | 49,656 | 2,162 |
| Under 25 years | 759 | 16 | 11 | 1 | 631 | 100 | Under 25 years | 1,743 | 76 | 28 | 12 | 1,527 | 100 |
| 25 to 34 years | 4,321 | 328 | 230 | 8 | 3,951 | 254 | 25 to 34 years | 13,930 | 798 | 614 | 40 | 11,917 | 561 |
| 35 to 44 years | 6,685 | 962 | 813 | 34 | 4,665 | 211 | 35 to 44 years | 19,492 | 2,132 | 1,447 | 95 | 15,245 | 573 |
| 45 to 54 years | 4,383 | 904 | 559 | 27 | 2,787 | 106 | 45 to 54 years | 15,047 | 2,552 | 1,357 | 109 | 10,642 | 337 |
| 55 to 64 years | 2,322 | 590 | 323 | 17 | 1,337 | 55 | 55 to 64 years | 10,413 | 2,555 | 1,023 | 104 | 6,490 | 241 |
| 65 years and over | 1,052 | 326 | 125 | 13 | 555 | 33 | 65 years and over | 6,404 | 2,024 | 650 | 77 | 3,495 | 153 |
| Age unknown | 25 | 1 | 2 | 1 | 15 | 6 | Age unknown | 553 | 49 | 15 | 12 | 340 | 142 |
| Paterson, N. J. | 23,153 | 2,016 | 3,088 | 126 | 17,285 | 638 | Scranton, Pa. | 20,299 | 4,600 | 2,533 | 253 | 12,209 | 654 |
| Under 25 years | 973 | 7 | 19 | 1 | 839 | 57 | Under 25 years | 764 | 26 | 23 | 2 | 656 | 57 |
| 25 to 34 years | 5,933 | 95 | 379 | 11 | 5,251 | 197 | 25 to 34 years | 5,337 | 363 | 494 | 31 | 4,231 | 213 |
| 35 to 44 years | 6,527 | 337 | 834 | 17 | 5,126 | 163 | 35 to 44 years | 6,113 | 1,158 | 927 | 71 | 3,794 | 163 |
| 45 to 54 years | 4,753 | 559 | 837 | 33 | 3,234 | 90 | 45 to 54 years | 4,172 | 1,294 | 671 | 65 | 2,046 | 96 |
| 55 to 64 years | 3,139 | 565 | 650 | 41 | 1,859 | 74 | 55 to 64 years | 2,623 | 1,133 | 352 | 51 | 1,031 | 56 |
| 65 years and over | 1,772 | 453 | 313 | 23 | 924 | 54 | 65 years and over | 1,245 | 615 | 114 | 33 | 432 | 51 |
| Age unknown | 6 | 1 | 1 | 1 | 2 | 3 | Age unknown | 40 | 6 | 2 | 19 | 13 | |

PROPRIETORSHIP OF HOMES.

TABLE 113.—PERSONS OWNING AND HIRING THEIR HOMES, CLASSIFIED BY AGE PERIODS, FOR CITIES HAVING 100,000 INHABITANTS OR MORE: 1900—Continued.

| CITIES AND AGE PERIODS. | ALL HOMES. | | | | | CITIES AND AGE PERIODS. | ALL HOMES. | | | | | | |
|-------------------------|------------|--------|--------------|-----------|--------|-------------------------|------------------------|--------|--------|--------------|-----------|--------|-----------|
| | Total. | Owned. | | | Hired. | | Un-known. | Total. | Owned. | | | Hired. | Un-known. |
| | | Free. | Encum-bered. | Un-known. | | | | | Free. | Encum-bered. | Un-known. | | |
| Syracuse, N. Y..... | 24,928 | 4,082 | 5,115 | 41 | 15,489 | 251 | Washington, D. C..... | 55,465 | 8,441 | 4,261 | 296 | 40,753 | 1,714 |
| Under 25 years..... | 769 | 16 | 19 | ----- | 719 | 15 | Under 25 years..... | 1,867 | 54 | 27 | 5 | 1,650 | 181 |
| 25 to 34 years..... | 5,820 | 250 | 695 | 5 | 4,808 | 62 | 25 to 34 years..... | 12,029 | 677 | 590 | 30 | 10,230 | 502 |
| 35 to 44 years..... | 7,065 | 774 | 1,602 | 9 | 4,624 | 56 | 35 to 44 years..... | 14,988 | 1,576 | 1,174 | 69 | 11,767 | 405 |
| 45 to 54 years..... | 5,426 | 1,107 | 1,393 | 13 | 2,866 | 47 | 45 to 54 years..... | 12,524 | 2,069 | 1,099 | 72 | 8,985 | 299 |
| 55 to 64 years..... | 3,496 | 1,011 | 887 | 6 | 1,545 | 47 | 55 to 64 years..... | 8,961 | 2,273 | 944 | 76 | 5,457 | 211 |
| 65 years and over..... | 2,340 | 923 | 514 | 8 | 872 | 23 | 65 years and over..... | 5,022 | 1,789 | 427 | 44 | 2,633 | 124 |
| Age unknown..... | 12 | 1 | 5 | ----- | 5 | 1 | Age unknown..... | 74 | 3 | ----- | ----- | 29 | 42 |
| Toledo, Ohio..... | 28,819 | 6,793 | 4,990 | 179 | 15,851 | 506 | Worcester, Mass..... | 24,544 | 2,055 | 3,807 | 51 | 17,875 | 756 |
| Under 25 years..... | 1,087 | 39 | 78 | 4 | 981 | 35 | Under 25 years..... | 669 | 11 | 8 | ----- | 617 | 33 |
| 25 to 34 years..... | 7,545 | 787 | 1,205 | 30 | 5,352 | 171 | 25 to 34 years..... | 6,169 | 114 | 413 | 6 | 5,428 | 208 |
| 35 to 44 years..... | 8,391 | 1,728 | 1,774 | 43 | 4,717 | 129 | 35 to 44 years..... | 6,871 | 322 | 1,109 | 9 | 5,259 | 172 |
| 45 to 54 years..... | 5,892 | 1,856 | 1,145 | 37 | 2,774 | 80 | 45 to 54 years..... | 5,307 | 494 | 1,091 | 9 | 3,570 | 143 |
| 55 to 64 years..... | 3,462 | 1,450 | 536 | 36 | 1,383 | 57 | 55 to 64 years..... | 3,355 | 533 | 733 | 14 | 2,000 | 75 |
| 65 years and over..... | 1,921 | 930 | 246 | 29 | 684 | 32 | 65 years and over..... | 2,136 | 580 | 453 | 11 | 996 | 96 |
| Age unknown..... | 21 | 3 | 6 | ----- | 10 | 2 | Age unknown..... | 37 | 1 | ----- | 2 | 5 | 29 |

STATISTICS OF POPULATION.

TABLE 114.—WHITE PERSONS OWNING AND HIRING THEIR HOMES, DISTRIBUTED ACCORDING TO PARENTAGE, BY STATES AND TERRITORIES: 1900.

[This presentation is limited to private families and gives, for white persons only, the number of persons of native parentage, indicated by the term "United States (or unknown)", and the number of persons having either one or both parents born in each of the specified foreign countries; the term "other countries" includes all foreign countries not specifically named in this table, while the designation "mixed foreign parentage" comprehends all persons whose parents are both foreign born but of different nationalities, as father born in Ireland and mother born in England, father born in England and mother born in Ireland, father born in Germany and mother born in France, and so on.]

| STATES, TERRITORIES, AND COUNTRIES. | Total private families. | FARM HOMES. | | | | | | OTHER HOMES. | | | | | |
|--------------------------------------|-------------------------|-------------|-----------|-------------|-----------|-----------|-----------|--------------|-----------|-------------|-----------|-----------|-----------|
| | | Total. | Owned. | | | Hired. | Un-known. | Total. | Owned. | | | Hired. | Un-known. |
| | | | Free. | Encumbered. | Un-known. | | | | Free. | Encumbered. | Un-known. | | |
| The United States ¹ | 14,083,882 | 4,906,911 | 2,270,194 | 1,042,859 | 111,926 | 1,448,905 | 33,027 | 9,176,971 | 2,169,535 | 1,046,995 | 154,309 | 5,431,733 | 374,899 |
| United States (or unknown)..... | 8,091,668 | 3,579,240 | 1,682,461 | 638,262 | 84,405 | 1,149,056 | 25,056 | 4,512,418 | 1,169,086 | 484,124 | 96,118 | 2,547,891 | 215,199 |
| Austria-Hungary ² | 192,068 | 34,870 | 16,261 | 10,629 | 655 | 7,154 | 171 | 157,198 | 22,877 | 14,829 | 1,166 | 112,919 | 5,407 |
| Canada (English) ³ | 207,580 | 49,971 | 19,837 | 16,952 | 1,029 | 11,732 | 421 | 157,609 | 28,999 | 17,581 | 2,117 | 102,284 | 6,628 |
| Canada (French) ³ | 159,590 | 24,401 | 10,095 | 8,529 | 417 | 5,206 | 154 | 135,189 | 18,514 | 13,868 | 1,280 | 97,317 | 4,210 |
| Germany..... | 1,982,917 | 522,252 | 227,266 | 156,253 | 10,054 | 125,887 | 2,792 | 1,460,665 | 367,664 | 208,081 | 19,311 | 822,398 | 43,211 |
| Great Britain..... | 835,513 | 188,157 | 87,786 | 49,273 | 3,987 | 40,966 | 1,150 | 652,356 | 155,755 | 78,434 | 8,787 | 387,931 | 21,449 |
| Ireland..... | 1,234,108 | 176,968 | 85,320 | 52,675 | 3,784 | 34,194 | 1,069 | 1,057,140 | 223,363 | 122,092 | 12,455 | 665,459 | 38,771 |
| Italy..... | 141,685 | 5,321 | 2,091 | 1,005 | 139 | 2,034 | 52 | 136,314 | 9,963 | 6,469 | 837 | 112,844 | 6,201 |
| Poland..... | 121,971 | 12,478 | 4,795 | 5,725 | 227 | 1,686 | 45 | 109,493 | 12,162 | 14,852 | 756 | 78,464 | 3,259 |
| Russia..... | 128,206 | 13,416 | 7,216 | 3,212 | 374 | 2,508 | 106 | 114,790 | 4,934 | 5,180 | 414 | 98,927 | 4,385 |
| Scandinavia ⁴ | 437,516 | 174,694 | 70,788 | 64,373 | 4,170 | 33,759 | 1,104 | 262,822 | 64,501 | 38,447 | 4,226 | 144,400 | 11,248 |
| Other countries..... | 322,495 | 81,292 | 34,967 | 20,302 | 1,691 | 23,232 | 600 | 241,203 | 55,640 | 22,781 | 4,692 | 145,357 | 12,733 |
| Mixed foreign parentage..... | 223,625 | 48,851 | 21,311 | 14,688 | 1,044 | 11,501 | 307 | 179,774 | 36,077 | 20,307 | 2,150 | 114,542 | 6,698 |
| Alabama..... | 192,564 | 124,508 | 62,256 | 12,021 | 3,397 | 46,093 | 741 | 68,056 | 16,941 | 2,328 | 1,954 | 42,237 | 4,596 |
| United States (or unknown)..... | 180,801 | 121,924 | 60,543 | 11,756 | 3,328 | 45,572 | 725 | 58,677 | 13,676 | 1,937 | 1,769 | 37,018 | 4,277 |
| Austria-Hungary ² | 264 | 29 | 21 | 4 | 1 | 3 | | 235 | 63 | 12 | 1 | 146 | 13 |
| Canada (English) ³ | 213 | 50 | 33 | 6 | 3 | 8 | | 163 | 42 | 9 | 4 | 99 | 9 |
| Canada (French) ³ | 66 | 17 | 12 | | | 5 | | 39 | 10 | 5 | 1 | 20 | 3 |
| Germany..... | 3,124 | 852 | 619 | 100 | 15 | 114 | 4 | 2,272 | 878 | 100 | 35 | 1,180 | 79 |
| Great Britain..... | 2,871 | 542 | 349 | 48 | 21 | 118 | 6 | 2,329 | 764 | 89 | 45 | 1,356 | 75 |
| Ireland..... | 2,380 | 637 | 364 | 54 | 19 | 195 | 5 | 2,198 | 850 | 94 | 58 | 1,133 | 58 |
| Italy..... | 329 | 26 | 17 | 2 | | 7 | | 308 | 62 | 5 | 6 | 219 | 11 |
| Poland..... | 58 | 4 | | 2 | | 2 | | 54 | 10 | 4 | 1 | 38 | 1 |
| Russia..... | 161 | 9 | 4 | 2 | | 3 | | 152 | 17 | 4 | 1 | 125 | 5 |
| Scandinavia ⁴ | 426 | 130 | 94 | 20 | 3 | 13 | | 296 | 95 | 14 | 6 | 165 | 16 |
| Other countries..... | 926 | 179 | 126 | 18 | 3 | 31 | 1 | 747 | 253 | 27 | 12 | 426 | 29 |
| Mixed foreign parentage..... | 705 | 109 | 74 | 9 | 4 | 22 | | 596 | 221 | 23 | 15 | 312 | 20 |
| Alaska..... | 5,042 | 21 | 19 | 2 | | | | 5,021 | 2,417 | 18 | | 1,148 | 1,438 |
| United States (or unknown)..... | 2,066 | 13 | 11 | 2 | | | | 2,073 | 959 | 3 | | 478 | 623 |
| Austria-Hungary ² | 42 | | | | | | | 42 | 24 | | | 10 | 3 |
| Canada (English) ³ | 220 | | | | | | | 220 | 108 | 2 | | 45 | 6 |
| Canada (French) ³ | 19 | | | | | | | 19 | 8 | | | 3 | |
| Germany..... | 553 | | | | | | | 558 | 304 | 2 | | 108 | 144 |
| Great Britain..... | 494 | 2 | 2 | | | | | 492 | 220 | 1 | | 139 | 132 |
| Ireland..... | 414 | 1 | 1 | | | | | 413 | 190 | 3 | | 89 | 131 |
| Italy..... | 37 | | | | | | | 37 | 13 | | | 8 | 16 |
| Poland..... | 6 | | | | | | | 6 | 5 | | | 1 | |
| Russia..... | 32 | | | | | | | 32 | 54 | 1 | | 18 | 9 |
| Scandinavia ⁴ | 615 | 3 | 3 | | | | | 613 | 298 | | | 142 | 173 |
| Other countries..... | 228 | | | | | | | 228 | 125 | 1 | | 48 | 54 |
| Mixed foreign parentage..... | 240 | 2 | 2 | | | | | 238 | 109 | | | 59 | 70 |
| Arizona..... | 21,693 | 3,793 | 2,533 | 380 | 138 | 676 | 66 | 17,900 | 5,602 | 615 | 764 | 9,359 | 1,560 |
| United States (or unknown)..... | 10,001 | 2,378 | 1,618 | 234 | 65 | 417 | 44 | 7,623 | 2,371 | 339 | 333 | 3,886 | 694 |
| Austria-Hungary ² | 125 | 8 | 6 | 1 | 1 | | | 117 | 37 | 2 | | 68 | 10 |
| Canada (English) ³ | 436 | 89 | 61 | 14 | 3 | 9 | 2 | 347 | 106 | 22 | 11 | 185 | 23 |
| Canada (French) ³ | 86 | 10 | 7 | 1 | | | | 76 | 28 | | | 38 | 5 |
| Germany..... | 1,135 | 174 | 116 | 25 | 10 | 20 | 3 | 961 | 347 | 27 | 29 | 471 | 87 |
| Great Britain..... | 1,745 | 387 | 284 | 44 | 8 | 46 | 5 | 1,358 | 474 | 48 | 50 | 631 | 105 |
| Ireland..... | 1,127 | 122 | 87 | 8 | 8 | 17 | 2 | 1,005 | 326 | 42 | 38 | 520 | 79 |
| Italy..... | 215 | 13 | 12 | 1 | | | | 202 | 91 | 5 | 6 | 85 | 15 |
| Poland..... | 9 | 1 | | | | | | 8 | 3 | | | 5 | |
| Russia..... | 42 | 2 | | | | | | 40 | 8 | 2 | 2 | 25 | 3 |
| Scandinavia ⁴ | 347 | 111 | 82 | 15 | 3 | 10 | 1 | 236 | 81 | 3 | 12 | 119 | 21 |
| Other countries..... | 5,338 | 426 | 209 | 26 | 34 | 148 | 9 | 5,412 | 1,570 | 98 | 263 | 3,006 | 475 |
| Mixed foreign parentage..... | 587 | 72 | 50 | 9 | 6 | 7 | | 515 | 160 | 27 | 15 | 270 | 43 |
| Arkansas..... | 185,583 | 128,316 | 69,608 | 9,356 | 3,666 | 44,645 | 1,041 | 57,267 | 14,944 | 2,676 | 2,737 | 31,415 | 5,495 |
| United States (or unknown)..... | 172,355 | 122,239 | 65,806 | 8,780 | 3,448 | 43,201 | 1,004 | 50,116 | 12,712 | 2,188 | 2,436 | 27,773 | 5,007 |
| Austria-Hungary ² | 351 | 196 | 145 | 21 | 5 | 25 | | 155 | 42 | 6 | 16 | 73 | 13 |
| Canada (English) ³ | 429 | 184 | 95 | 27 | 6 | 55 | 1 | 245 | 52 | 20 | 11 | 147 | 15 |
| Canada (French) ³ | 115 | 46 | 24 | 3 | 3 | 16 | | 69 | 19 | 7 | | 40 | 3 |
| Germany..... | 5,069 | 2,434 | 1,643 | 242 | 91 | 440 | 18 | 2,635 | 923 | 204 | 101 | 1,239 | 168 |
| Great Britain..... | 2,395 | 1,079 | 610 | 96 | 43 | 322 | 8 | 1,316 | 369 | 80 | 67 | 708 | 92 |
| Ireland..... | 2,366 | 1,011 | 581 | 87 | 35 | 308 | | 1,355 | 436 | 68 | 53 | 699 | 99 |
| Italy..... | 211 | 90 | 45 | 4 | 1 | 39 | 1 | 121 | 31 | 6 | 4 | 73 | 7 |
| Poland..... | 153 | 71 | 57 | 10 | | 4 | | 82 | 26 | 10 | 1 | 41 | 4 |
| Russia..... | 108 | 16 | 11 | 1 | | 4 | | 92 | 11 | 8 | | 66 | 7 |
| Scandinavia ⁴ | 312 | 157 | 103 | 17 | 7 | 29 | 1 | 155 | 37 | 12 | 8 | 88 | 10 |
| Other countries..... | 971 | 490 | 313 | 42 | 13 | 120 | 2 | 481 | 154 | 33 | 18 | 245 | 31 |
| Mixed foreign parentage..... | 748 | 303 | 175 | 26 | 14 | 82 | 6 | 445 | 132 | 34 | 223 | 223 | 34 |

¹ Includes persons in the military and naval service of the United States (including civilian employees, etc.) stationed abroad, not credited to any state or territory.

² Includes Bohemia.

³ Includes Newfoundland.

⁴ Norway, Sweden, and Denmark.

PROPRIETORSHIP OF HOMES.

743

TABLE 114.—WHITE PERSONS OWNING AND HIRING THEIR HOMES, DISTRIBUTED ACCORDING TO PARENTAGE, BY STATES AND TERRITORIES: 1900—Continued.

| STATES, TERRITORIES, AND COUNTRIES. | Total private families. | FARM HOMES. | | | | | | OTHER HOMES. | | | | | |
|-------------------------------------|-------------------------|-------------|--------|-------------|-----------|--------|-----------|--------------|--------|-------------|-----------|---------|-----------|
| | | Total. | Owned. | | | Hired. | Un-known. | Total. | Owned. | | | Hired. | Un-known. |
| | | | Free. | Encumbered. | Un-known. | | | | Free. | Encumbered. | Un-known. | | |
| California | 312,649 | 68,751 | 32,917 | 15,942 | 1,447 | 17,588 | 857 | 243,898 | 64,858 | 23,938 | 4,718 | 137,749 | 13,135 |
| United States (or unknown) | 133,911 | 35,344 | 16,896 | 8,472 | 773 | 8,750 | 453 | 98,567 | 25,221 | 9,808 | 2,053 | 55,276 | 6,209 |
| Austria-Hungary ¹ | 2,362 | 298 | 139 | 65 | 3 | 88 | 3 | 2,064 | 495 | 190 | 32 | 1,256 | 91 |
| Canada (English) ² | 7,789 | 1,687 | 754 | 447 | 38 | 432 | 16 | 6,052 | 1,543 | 659 | 94 | 3,404 | 352 |
| Canada (French) ² | 1,800 | 268 | 126 | 74 | 5 | 60 | 3 | 1,032 | 296 | 109 | 22 | 545 | 60 |
| Germany | 40,009 | 6,972 | 3,611 | 1,608 | 148 | 1,525 | 80 | 33,037 | 9,229 | 3,372 | 497 | 18,565 | 1,374 |
| Great Britain | 32,993 | 6,536 | 3,467 | 1,562 | 107 | 1,329 | 71 | 26,457 | 7,452 | 2,646 | 509 | 14,601 | 1,249 |
| Ireland | 36,046 | 4,843 | 2,562 | 1,106 | 117 | 996 | 61 | 31,208 | 8,983 | 3,226 | 569 | 17,189 | 1,286 |
| Italy | 8,428 | 1,440 | 586 | 206 | 21 | 603 | 24 | 6,988 | 1,777 | 379 | 102 | 4,356 | 374 |
| Poland | 665 | 18 | 8 | 7 | — | 3 | — | 647 | 101 | 53 | 9 | 453 | 31 |
| Russia | 1,164 | 83 | 35 | 27 | 1 | 19 | 1 | 1,081 | 206 | 71 | 5 | 750 | 49 |
| Scandinavia ³ | 11,045 | 2,721 | 1,073 | 741 | 51 | 827 | 29 | 8,324 | 1,976 | 1,043 | 158 | 4,721 | 426 |
| Other countries | 25,725 | 6,617 | 2,763 | 1,141 | 142 | 2,475 | 91 | 19,108 | 4,907 | 1,403 | 515 | 11,040 | 1,243 |
| Mixed foreign parentage | 11,262 | 1,924 | 891 | 486 | 41 | 481 | 25 | 9,338 | 2,172 | 979 | 153 | 5,598 | 441 |
| Colorado | 119,811 | 24,524 | 12,391 | 4,602 | 792 | 6,351 | 388 | 95,287 | 25,995 | 8,157 | 2,223 | 53,404 | 5,508 |
| United States (or unknown) | 66,874 | 15,122 | 7,246 | 2,855 | 502 | 4,248 | 271 | 51,752 | 12,565 | 4,538 | 1,363 | 29,684 | 3,602 |
| Austria-Hungary ¹ | 1,818 | 236 | 168 | 29 | 5 | 30 | 4 | 1,582 | 551 | 65 | 26 | 830 | 130 |
| Canada (English) ² | 2,511 | 475 | 246 | 99 | 11 | 110 | 9 | 2,036 | 581 | 178 | 36 | 1,163 | 108 |
| Canada (French) ² | 575 | 103 | 60 | 15 | 2 | 25 | 1 | 472 | 137 | 31 | 11 | 268 | 25 |
| Germany | 11,611 | 2,507 | 1,425 | 446 | 60 | 549 | 27 | 9,104 | 2,682 | 860 | 193 | 5,005 | 354 |
| Great Britain | 13,183 | 2,265 | 1,279 | 445 | 60 | 445 | 26 | 10,928 | 3,526 | 918 | 197 | 6,898 | 389 |
| Ireland | 8,985 | 1,129 | 638 | 235 | 28 | 208 | 20 | 7,306 | 2,533 | 683 | 165 | 4,041 | 334 |
| Italy | 2,082 | 248 | 115 | 34 | 33 | 64 | 2 | 1,835 | 585 | 55 | 33 | 1,101 | 6 |
| Poland | 236 | 11 | 4 | 4 | 2 | 1 | — | 225 | 62 | 23 | 3 | 131 | 6 |
| Russia | 899 | 119 | 73 | 9 | 2 | 34 | 1 | 780 | 136 | 54 | 6 | 507 | 77 |
| Scandinavia ³ | 5,353 | 1,256 | 579 | 232 | 38 | 395 | 12 | 4,097 | 1,275 | 397 | 77 | 2,133 | 165 |
| Other countries | 2,590 | 567 | 238 | 94 | 34 | 144 | 7 | 2,023 | 623 | 135 | 74 | 1,084 | 107 |
| Mixed foreign parentage | 3,143 | 496 | 270 | 105 | 15 | 98 | 8 | 2,647 | 719 | 220 | 39 | 1,566 | 103 |
| Connecticut | 197,004 | 26,374 | 13,208 | 9,054 | 321 | 3,620 | 171 | 170,630 | 24,461 | 28,103 | 1,099 | 112,611 | 4,366 |
| United States (or unknown) | 87,601 | 18,864 | 10,443 | 5,640 | 252 | 2,399 | 130 | 68,737 | 14,986 | 11,290 | 605 | 39,867 | 1,989 |
| Austria-Hungary ¹ | 3,008 | 132 | 38 | 78 | — | 14 | 2 | 2,876 | 77 | 281 | 3 | 2,447 | 68 |
| Canada (English) ² | 2,153 | 142 | 35 | 46 | 2 | 59 | — | 2,011 | 124 | 211 | 7 | 1,618 | 51 |
| Canada (French) ² | 6,735 | 305 | 102 | 112 | 3 | 86 | 2 | 6,430 | 243 | 515 | 15 | 5,520 | 137 |
| Germany | 17,104 | 1,580 | 524 | 833 | 13 | 203 | 7 | 15,524 | 1,690 | 3,313 | 91 | 10,091 | 339 |
| Great Britain | 15,765 | 1,096 | 432 | 430 | 10 | 217 | 7 | 14,669 | 1,795 | 2,374 | 76 | 10,107 | 317 |
| Ireland | 42,771 | 2,783 | 1,273 | 1,162 | 29 | 303 | 16 | 39,988 | 4,702 | 7,662 | 234 | 26,497 | 893 |
| Italy | 4,812 | 99 | 33 | 37 | — | 29 | — | 4,713 | 130 | 328 | 9 | 4,106 | 140 |
| Poland | 2,341 | 148 | 29 | 90 | 1 | 27 | 1 | 2,193 | 33 | 139 | 2 | 1,981 | 88 |
| Russia | 3,294 | 120 | 17 | 84 | 1 | 18 | — | 3,174 | 32 | 296 | 11 | 2,761 | 74 |
| Scandinavia ³ | 5,961 | 652 | 134 | 342 | 4 | 169 | 3 | 5,309 | 222 | 886 | 16 | 4,058 | 127 |
| Other countries | 2,744 | 309 | 98 | 142 | 4 | 65 | — | 2,435 | 233 | 403 | 15 | 1,705 | 79 |
| Mixed foreign parentage | 2,715 | 144 | 50 | 58 | 2 | 31 | 3 | 2,571 | 194 | 405 | 15 | 1,903 | 54 |
| Delaware | 32,957 | 8,841 | 2,621 | 1,437 | 271 | 4,397 | 65 | 24,116 | 4,466 | 3,138 | 359 | 15,138 | 1,015 |
| United States (or unknown) | 24,735 | 8,162 | 2,435 | 1,276 | 248 | 4,141 | 62 | 16,573 | 3,339 | 1,991 | 285 | 10,232 | 676 |
| Austria-Hungary ¹ | 68 | 1 | 1 | — | — | — | — | 67 | 9 | 6 | — | 48 | 4 |
| Canada (English) ² | 50 | 7 | 3 | 2 | — | 1 | — | 43 | 4 | 6 | — | 30 | 3 |
| Canada (French) ² | 17 | — | — | — | — | — | — | 17 | 2 | 1 | — | 12 | 2 |
| Germany | 1,605 | 189 | 34 | 54 | 4 | 66 | 1 | 1,446 | 214 | 241 | 17 | 912 | 62 |
| Great Britain | 1,295 | 137 | 43 | 48 | 5 | 86 | — | 1,208 | 177 | 205 | 9 | 7,750 | 42 |
| Ireland | 3,660 | 245 | 81 | 74 | 11 | 78 | 1 | 3,415 | 620 | 555 | 43 | 2,084 | 113 |
| Italy | 270 | 5 | — | — | — | 4 | — | 265 | 4 | 13 | 2 | 216 | 30 |
| Poland | 360 | 1 | 1 | — | — | — | — | 359 | 4 | 18 | — | 233 | 33 |
| Russia | 138 | — | — | — | — | 1 | — | 135 | 25 | 18 | — | 103 | 27 |
| Scandinavia ³ | 140 | 10 | 3 | 5 | — | 2 | — | 130 | 10 | 30 | — | 83 | 7 |
| Other countries | 212 | 31 | 10 | 11 | 2 | 8 | — | 181 | 28 | 30 | — | 115 | 8 |
| Mixed foreign parentage | 307 | 30 | 4 | 15 | 1 | 10 | — | 277 | 31 | 40 | 3 | 195 | 8 |
| District of Columbia | 38,015 | 243 | 110 | 24 | 1 | 103 | 5 | 37,772 | 7,061 | 3,597 | 240 | 25,755 | 1,119 |
| United States (or unknown) | 24,397 | 134 | 46 | 17 | 1 | 65 | 5 | 24,263 | 3,937 | 2,169 | 135 | 17,216 | 816 |
| Austria-Hungary ¹ | 99 | — | — | — | — | — | — | 99 | 16 | 4 | — | 74 | 5 |
| Canada (English) ² | 176 | — | — | — | — | — | — | 176 | 25 | 20 | — | 130 | 1 |
| Canada (French) ² | 47 | — | — | — | — | — | — | 47 | 3 | 5 | — | 38 | 1 |
| Germany | 4,623 | 65 | 43 | 5 | — | 17 | — | 4,458 | 1,121 | 544 | 43 | 2,671 | 79 |
| Great Britain | 2,259 | 21 | 10 | 1 | — | 10 | — | 2,238 | 454 | 236 | 19 | 1,467 | 62 |
| Ireland | 4,464 | 19 | 10 | 1 | — | 8 | — | 4,445 | 1,216 | 461 | 32 | 2,636 | 100 |
| Italy | 380 | — | — | — | — | — | — | 380 | 52 | 22 | — | 292 | 14 |
| Poland | 62 | — | — | — | — | — | — | 62 | 6 | 5 | — | 50 | 1 |
| Russia | 287 | — | — | — | — | — | — | 287 | 6 | 7 | — | 268 | 6 |
| Scandinavia ³ | 142 | — | — | — | — | — | — | 142 | 16 | 9 | — | 109 | 7 |
| Other countries | 527 | 3 | 1 | — | — | 2 | — | 524 | 97 | 48 | 3 | 365 | 11 |
| Mixed foreign parentage | 652 | 1 | — | — | — | 1 | — | 651 | 112 | 77 | 7 | 439 | 16 |
| Florida | 61,736 | 26,996 | 19,190 | 1,736 | 1,087 | 4,745 | 238 | 34,740 | 10,467 | 1,443 | 1,840 | 18,587 | 2,398 |
| United States (or unknown) | 50,422 | 24,988 | 17,717 | 1,590 | 1,005 | 4,449 | 227 | 25,434 | 7,878 | 1,047 | 1,432 | 13,088 | 1,989 |
| Austria-Hungary ¹ | 72 | 11 | 9 | 2 | — | — | — | 61 | 19 | 2 | — | 34 | 4 |
| Canada (English) ² | 337 | 68 | 41 | 7 | 6 | 14 | — | 269 | 37 | 19 | 11 | 135 | 17 |
| Canada (French) ² | 52 | 13 | 12 | 1 | — | — | — | 39 | 2 | 1 | — | 22 | 2 |
| Germany | 1,600 | 437 | 323 | 40 | 14 | 57 | 3 | 1,163 | 396 | 82 | 60 | 566 | 59 |
| Great Britain | 2,272 | 674 | 494 | 41 | 29 | 17 | — | 1,598 | 626 | 87 | 84 | 729 | 72 |
| Ireland | 1,024 | 247 | 178 | 15 | 14 | 39 | 1 | 777 | 269 | 51 | 55 | 363 | 39 |
| Italy | 577 | 20 | 9 | 1 | 2 | 8 | — | 557 | 76 | 16 | 32 | 417 | 16 |
| Poland | 13 | 3 | 2 | — | — | 1 | — | 10 | 8 | — | — | 2 | — |
| Russia | 89 | 7 | — | — | — | — | — | 81 | 9 | — | — | 63 | 5 |
| Scandinavia ³ | 550 | 168 | 113 | 17 | 8 | 19 | 1 | 392 | 124 | 32 | 25 | 183 | 23 |
| Other countries | 3,994 | 241 | 191 | 9 | 7 | 32 | 2 | 3,753 | 780 | 70 | 106 | 2,649 | 148 |
| Mixed foreign parentage | 734 | 128 | 94 | 13 | 2 | 18 | 1 | 606 | 133 | 38 | 30 | 331 | 24 |

¹Includes Bohemia.

²Includes Newfoundland.

³Norway, Sweden, and Denmark.

STATISTICS OF POPULATION.

TABLE 114.—WHITE PERSONS OWNING AND HIRING THEIR HOMES, DISTRIBUTED ACCORDING TO PARENTAGE, BY STATES AND TERRITORIES: 1900—Continued.

| STATES, TERRITORIES, AND COUNTRIES. | Total private families. | FARM HOMES. | | | | | | OTHER HOMES. | | | | | |
|-------------------------------------|-------------------------|-------------|--------|--------------|-----------|---------|-----------|--------------|---------|--------------|-----------|---------|-----------|
| | | Total. | Owned. | | | Hired. | Un-known. | Total. | Owned. | | | Hired. | Un-known. |
| | | | Free. | Encum-bered. | Un-known. | | | | Free. | Encum-bered. | Un-known. | | |
| Georgia..... | 229,329 | 137,514 | 62,026 | 9,427 | 5,153 | 59,866 | 1,042 | 91,815 | 19,963 | 3,187 | 3,272 | 57,212 | 8,181 |
| United States (or unknown)..... | 218,918 | 135,684 | 61,023 | 9,266 | 5,034 | 59,333 | 1,028 | 88,234 | 17,648 | 2,740 | 3,017 | 52,108 | 7,721 |
| Austria-Hungary ¹ | 166 | 26 | 18 | 2 | 2 | 6 | 6 | 140 | 25 | 6 | 4 | 87 | 8 |
| Canada (English) ² | 216 | 43 | 26 | 6 | 2 | 9 | 9 | 173 | 44 | 12 | 4 | 104 | 9 |
| Canada (French) ² | 42 | 10 | 3 | 1 | 1 | 6 | 6 | 32 | 44 | 12 | 4 | 16 | 2 |
| Germany..... | 2,824 | 402 | 212 | 35 | 26 | 123 | 6 | 2,422 | 707 | 128 | 63 | 1,420 | 104 |
| Great Britain..... | 2,126 | 505 | 281 | 42 | 43 | 136 | 3 | 1,621 | 463 | 108 | 40 | 923 | 87 |
| Ireland..... | 2,939 | 580 | 326 | 54 | 23 | 174 | 3 | 2,359 | 731 | 128 | 111 | 1,257 | 133 |
| Italy..... | 125 | 14 | 3 | 6 | 2 | 3 | 3 | 113 | 21 | 5 | 2 | 77 | 6 |
| Poland..... | 69 | 1 | 1 | 1 | 1 | 1 | 1 | 68 | 11 | 1 | 2 | 52 | 3 |
| Russia..... | 409 | 5 | 4 | 1 | 1 | 1 | 1 | 404 | 18 | 5 | 2 | 358 | 21 |
| Scandinavia ³ | 231 | 48 | 24 | 3 | 7 | 14 | 1 | 183 | 37 | 15 | 8 | 108 | 17 |
| Other countries..... | 744 | 121 | 63 | 9 | 12 | 35 | 2 | 623 | 141 | 20 | 10 | 407 | 45 |
| Mixed foreign parentage..... | 520 | 75 | 42 | 3 | 4 | 26 | 1 | 445 | 103 | 22 | 10 | 285 | 25 |
| Hawaii..... | 14,543 | 1,034 | 735 | 61 | 61 | 149 | 28 | 13,509 | 3,645 | 321 | 461 | 8,073 | 1,009 |
| United States (or unknown)..... | 8,527 | 451 | 302 | 26 | 23 | 74 | 26 | 8,076 | 2,649 | 169 | 320 | 4,177 | 761 |
| Austria-Hungary ¹ | 75 | 1 | 1 | 1 | 1 | 3 | 3 | 74 | 14 | 1 | 3 | 66 | 2 |
| Canada (English) ² | 102 | 6 | 2 | 1 | 1 | 3 | 3 | 96 | 14 | 4 | 3 | 71 | 9 |
| Canada (French) ² | 1 | 1 | 1 | 1 | 1 | 1 | 1 | 1 | 1 | 1 | 1 | 1 | 1 |
| Germany..... | 502 | 30 | 19 | 5 | 2 | 4 | 4 | 472 | 37 | 15 | 15 | 323 | 32 |
| Great Britain..... | 880 | 49 | 36 | 3 | 1 | 9 | 9 | 831 | 161 | 40 | 33 | 543 | 54 |
| Ireland..... | 198 | 7 | 5 | 1 | 1 | 1 | 1 | 191 | 28 | 5 | 11 | 136 | 11 |
| Italy..... | 17 | 1 | 1 | 1 | 1 | 1 | 1 | 17 | 2 | 1 | 1 | 13 | 1 |
| Poland..... | 20 | 1 | 1 | 1 | 1 | 1 | 1 | 20 | 1 | 1 | 1 | 19 | 1 |
| Russia..... | 23 | 6 | 1 | 1 | 1 | 1 | 1 | 17 | 2 | 1 | 1 | 14 | 1 |
| Scandinavia ³ | 174 | 6 | 3 | 1 | 1 | 2 | 2 | 168 | 28 | 5 | 5 | 127 | 3 |
| Other countries..... | 3,824 | 463 | 359 | 22 | 34 | 46 | 2 | 3,361 | 648 | 72 | 69 | 2,451 | 121 |
| Mixed foreign parentage..... | 200 | 15 | 7 | 2 | 2 | 6 | 6 | 185 | 26 | 8 | 5 | 132 | 14 |
| Idaho..... | 34,164 | 16,330 | 11,609 | 2,403 | 409 | 1,725 | 184 | 17,334 | 7,316 | 802 | 572 | 7,243 | 1,901 |
| United States (or unknown)..... | 17,680 | 8,366 | 5,776 | 1,142 | 216 | 1,120 | 112 | 9,314 | 3,436 | 463 | 314 | 3,993 | 1,058 |
| Austria-Hungary ¹ | 166 | 68 | 46 | 10 | 7 | 5 | 5 | 98 | 42 | 7 | 1 | 39 | 10 |
| Canada (English) ² | 894 | 356 | 250 | 62 | 11 | 29 | 4 | 538 | 206 | 35 | 15 | 228 | 53 |
| Canada (French) ² | 254 | 111 | 88 | 14 | 7 | 2 | 2 | 143 | 61 | 9 | 5 | 68 | 10 |
| Germany..... | 2,503 | 1,162 | 823 | 205 | 32 | 91 | 11 | 1,341 | 609 | 61 | 38 | 513 | 125 |
| Great Britain..... | 5,548 | 2,890 | 2,217 | 379 | 65 | 203 | 26 | 2,553 | 1,215 | 110 | 90 | 1,007 | 236 |
| Ireland..... | 1,804 | 549 | 337 | 30 | 20 | 58 | 4 | 1,355 | 535 | 33 | 37 | 456 | 134 |
| Italy..... | 144 | 33 | 34 | 2 | 2 | 1 | 1 | 106 | 47 | 4 | 4 | 34 | 21 |
| Poland..... | 21 | 7 | 5 | 1 | 1 | 1 | 1 | 14 | 7 | 1 | 1 | 7 | 1 |
| Russia..... | 50 | 13 | 11 | 1 | 1 | 1 | 1 | 37 | 13 | 1 | 2 | 18 | 3 |
| Scandinavia ³ | 2,980 | 1,820 | 1,270 | 370 | 37 | 126 | 17 | 1,180 | 562 | 40 | 42 | 407 | 103 |
| Other countries..... | 356 | 374 | 286 | 49 | 9 | 30 | 17 | 482 | 206 | 18 | 9 | 134 | 65 |
| Mixed foreign parentage..... | 1,284 | 576 | 416 | 89 | 12 | 53 | 6 | 688 | 269 | 24 | 20 | 299 | 76 |
| Illinois..... | 1,004,582 | 260,606 | 92,229 | 59,729 | 5,599 | 101,007 | 2,042 | 743,976 | 178,819 | 100,152 | 10,879 | 432,225 | 22,201 |
| United States (or unknown)..... | 492,423 | 156,688 | 57,058 | 35,123 | 3,245 | 59,935 | 1,327 | 275,735 | 75,209 | 32,952 | 4,573 | 152,776 | 10,225 |
| Austria-Hungary ¹ | 24,601 | 397 | 162 | 90 | 9 | 135 | 1 | 24,104 | 3,202 | 3,829 | 183 | 16,447 | 443 |
| Canada (English) ² | 10,574 | 1,350 | 898 | 319 | 29 | 577 | 27 | 9,224 | 1,431 | 977 | 116 | 6,367 | 233 |
| Canada (French) ² | 5,644 | 933 | 246 | 297 | 18 | 411 | 11 | 4,661 | 1,028 | 612 | 49 | 2,848 | 124 |
| Germany..... | 231,252 | 55,962 | 19,075 | 12,960 | 1,164 | 22,407 | 356 | 175,290 | 45,971 | 23,354 | 2,602 | 94,148 | 4,215 |
| Great Britain..... | 67,896 | 14,228 | 5,421 | 3,251 | 355 | 5,110 | 91 | 53,668 | 14,340 | 6,573 | 692 | 30,545 | 1,518 |
| Ireland..... | 92,794 | 14,754 | 5,664 | 3,954 | 415 | 4,618 | 103 | 78,040 | 20,017 | 9,302 | 1,363 | 45,143 | 2,215 |
| Italy..... | 7,447 | 95 | 42 | 14 | 6 | 32 | 1 | 7,352 | 739 | 352 | 25 | 6,009 | 227 |
| Poland..... | 23,528 | 568 | 212 | 256 | 10 | 87 | 3 | 22,960 | 1,976 | 3,060 | 141 | 17,258 | 525 |
| Russia..... | 3,613 | 58 | 16 | 9 | 2 | 31 | 1 | 3,560 | 353 | 395 | 31 | 7,514 | 267 |
| Scandinavia ³ | 60,848 | 7,923 | 1,469 | 1,846 | 202 | 4,342 | 64 | 52,925 | 7,756 | 9,950 | 454 | 33,473 | 1,292 |
| Other countries..... | 21,176 | 4,774 | 1,607 | 942 | 76 | 2,111 | 38 | 16,402 | 3,959 | 1,996 | 207 | 9,791 | 449 |
| Mixed foreign parentage..... | 17,881 | 2,826 | 859 | 668 | 68 | 1,211 | 20 | 15,055 | 2,738 | 1,800 | 143 | 9,906 | 418 |
| Indiana..... | 554,207 | 220,160 | 96,784 | 55,590 | 3,739 | 62,621 | 1,426 | 334,047 | 101,316 | 46,559 | 4,764 | 171,279 | 10,129 |
| United States (or unknown)..... | 410,022 | 174,113 | 73,330 | 43,933 | 2,831 | 52,767 | 1,202 | 235,909 | 67,145 | 31,260 | 3,626 | 126,264 | 7,614 |
| Austria-Hungary ¹ | 1,317 | 176 | 99 | 49 | 9 | 19 | 1 | 1,141 | 215 | 176 | 13 | 710 | 27 |
| Canada (English) ² | 2,295 | 656 | 249 | 185 | 5 | 212 | 5 | 1,639 | 398 | 227 | 22 | 948 | 49 |
| Canada (French) ² | 519 | 223 | 59 | 71 | 11 | 81 | 1 | 596 | 151 | 87 | 6 | 330 | 22 |
| Germany..... | 82,838 | 29,336 | 15,555 | 7,130 | 530 | 5,979 | 142 | 59,502 | 20,533 | 8,563 | 666 | 22,400 | 1,330 |
| Great Britain..... | 16,829 | 4,481 | 2,179 | 1,164 | 99 | 1,017 | 22 | 12,343 | 3,806 | 1,666 | 135 | 6,416 | 325 |
| Ireland..... | 20,597 | 5,251 | 2,669 | 1,316 | 115 | 1,124 | 27 | 15,346 | 3,252 | 2,242 | 184 | 7,287 | 331 |
| Italy..... | 389 | 22 | 8 | 7 | 1 | 6 | 1 | 367 | 66 | 27 | 1 | 264 | 9 |
| Poland..... | 2,229 | 314 | 122 | 157 | 2 | 33 | 1 | 1,915 | 355 | 714 | 1 | 805 | 41 |
| Russia..... | 478 | 22 | 7 | 8 | 1 | 7 | 1 | 456 | 56 | 34 | 1 | 347 | 19 |
| Scandinavia ³ | 2,694 | 936 | 316 | 323 | 15 | 230 | 2 | 1,753 | 445 | 335 | 16 | 847 | 65 |
| Other countries..... | 3,874 | 3,351 | 1,643 | 848 | 46 | 794 | 20 | 5,523 | 1,850 | 703 | 63 | 2,724 | 143 |
| Mixed foreign parentage..... | 4,776 | 1,229 | 548 | 349 | 26 | 302 | 4 | 3,547 | 1,014 | 470 | 27 | 1,937 | 99 |
| Indian Territory..... | 59,948 | 36,930 | 2,709 | 58 | 1,279 | 32,315 | 569 | 23,013 | 7,478 | 323 | 2,133 | 11,018 | 2,061 |
| United States (or unknown)..... | 55,500 | 35,268 | 2,492 | 52 | 1,197 | 30,933 | 544 | 20,232 | 6,338 | 281 | 1,337 | 9,888 | 1,888 |
| Austria-Hungary ¹ | 94 | 17 | 2 | 2 | 1 | 15 | 1 | 77 | 49 | 1 | 3 | 22 | 2 |
| Canada (English) ² | 190 | 89 | 12 | 4 | 4 | 72 | 1 | 101 | 37 | 4 | 15 | 37 | 8 |
| Canada (French) ² | 55 | 20 | 1 | 1 | 1 | 19 | 1 | 35 | 19 | 1 | 3 | 10 | 3 |
| Germany..... | 1,036 | 494 | 55 | 1 | 24 | 405 | 9 | 542 | 221 | 10 | 55 | 224 | 32 |
| Great Britain..... | 1,147 | 371 | 52 | 2 | 18 | 295 | 4 | 776 | 304 | 9 | 98 | 324 | 41 |
| Ireland..... | 868 | 341 | 57 | 1 | 16 | 261 | 6 | 527 | 190 | 9 | 46 | 240 | 42 |
| Italy..... | 184 | 9 | 4 | 2 | 2 | 3 | 3 | 176 | 102 | 19 | 19 | 48 | 6 |
| Poland..... | 64 | 2 | 1 | 1 | 1 | 2 | 2 | 62 | 37 | 1 | 1 | 28 | 1 |
| Russia..... | 80 | 23 | 1 | 1 | 1 | 22 | 1 | 57 | 25 | 2 | 6 | 20 | 6 |
| Scandinavia ³ | 105 | 52 | 7 | 1 | 3 | 41 | 1 | 53 | 20 | 2 | 2 | 27 | 2 |
| Other countries..... | 342 | 144 | 19 | 1 | 6 | 115 | 3 | 193 | 65 | 3 | 34 | 80 | 16 |
| Mixed foreign parentage..... | 283 | 100 | 9 | 7 | 7 | 82 | 2 | 183 | 71 | 3 | 19 | 75 | 15 |

¹Includes Bohemia.²Includes Newfoundland.³Norway, Sweden, and Denmark.

PROPRIETORSHIP OF HOMES.

TABLE 114.—WHITE PERSONS OWNING AND HIRING THEIR HOMES, DISTRIBUTED ACCORDING TO PARENTAGE, BY STATES AND TERRITORIES: 1900—Continued.

| STATES, TERRITORIES, AND COUNTRIES. | Total private families. | FARM HOMES. | | | | | | OTHER HOMES. | | | | | |
|-------------------------------------|-------------------------|-------------|---------|-------------|-----------|--------|-----------|--------------|--------|-------------|-----------|---------|-----------|
| | | Total. | Owned. | | | Hired. | Un-known. | Total. | Owned. | | | Hired. | Un-known. |
| | | | Free. | Encumbered. | Un-known. | | | | Free. | Encumbered. | Un-known. | | |
| Iowa | 473,625 | 223,119 | 67,529 | 76,331 | 2,749 | 75,020 | 1,490 | 250,506 | 95,490 | 36,192 | 3,468 | 106,077 | 9,279 |
| United States (or unknown) | 244,665 | 108,092 | 31,336 | 34,722 | 1,362 | 39,841 | 831 | 196,573 | 48,577 | 19,831 | 1,744 | 61,334 | 5,087 |
| Austria-Hungary ¹ | 7,302 | 3,637 | 1,615 | 1,312 | 34 | 668 | 3 | 3,665 | 1,766 | 556 | 49 | 1,167 | 127 |
| Canada (English) ² | 2,676 | 1,077 | 683 | 939 | 37 | 933 | 28 | 4,006 | 1,317 | 633 | 50 | 1,860 | 141 |
| Canada (French) ² | 1,408 | 521 | 123 | 169 | 8 | 219 | 2 | 587 | 235 | 140 | 11 | 425 | 26 |
| Germany | 89,727 | 49,015 | 15,306 | 16,997 | 554 | 15,879 | 279 | 40,712 | 17,632 | 5,727 | 513 | 15,242 | 1,548 |
| Great Britain | 32,381 | 13,949 | 4,769 | 4,616 | 202 | 4,274 | 38 | 18,432 | 7,518 | 2,399 | 263 | 7,634 | 573 |
| Ireland | 35,393 | 16,391 | 6,009 | 6,262 | 209 | 3,319 | 92 | 19,002 | 8,298 | 2,295 | 294 | 7,473 | 642 |
| Italy | 287 | 25 | 8 | 7 | 2 | 7 | 1 | 262 | 40 | 22 | 2 | 136 | 12 |
| Poland | 316 | 34 | 26 | 38 | 1 | 20 | 1 | 231 | 51 | 21 | 2 | 146 | 11 |
| Russia | 618 | 45 | 10 | 14 | 1 | 20 | 1 | 573 | 76 | 64 | 3 | 403 | 23 |
| Scandinavia ³ | 35,249 | 19,398 | 5,120 | 8,131 | 242 | 5,305 | 100 | 15,851 | 6,046 | 3,001 | 293 | 5,781 | 730 |
| Other countries | 11,044 | 5,721 | 1,544 | 1,873 | 49 | 2,213 | 42 | 5,323 | 2,198 | 763 | 172 | 2,017 | 173 |
| Mixed foreign parentage | 3,560 | 3,571 | 980 | 1,251 | 49 | 1,272 | 19 | 4,939 | 1,642 | 735 | 67 | 2,359 | 186 |
| Kansas | 307,111 | 164,939 | 61,020 | 43,950 | 2,322 | 55,953 | 1,694 | 142,172 | 51,750 | 16,094 | 2,424 | 64,374 | 7,530 |
| United States (or unknown) | 206,651 | 107,338 | 36,277 | 27,164 | 1,567 | 41,096 | 1,234 | 99,313 | 33,952 | 11,130 | 1,643 | 47,181 | 5,457 |
| Austria-Hungary ¹ | 3,027 | 2,143 | 1,118 | 643 | 19 | 347 | 16 | 884 | 455 | 60 | 29 | 235 | 55 |
| Canada (English) ² | 3,075 | 1,545 | 635 | 447 | 24 | 529 | 10 | 1,530 | 515 | 179 | 26 | 719 | 91 |
| Canada (French) ² | 1,450 | 836 | 240 | 233 | 3 | 352 | 8 | 614 | 201 | 90 | 9 | 236 | 28 |
| Germany | 33,960 | 20,701 | 9,144 | 5,978 | 278 | 5,155 | 146 | 13,259 | 5,846 | 1,557 | 273 | 4,937 | 646 |
| Great Britain | 19,457 | 9,777 | 4,151 | 2,795 | 169 | 2,568 | 94 | 9,680 | 3,957 | 1,136 | 171 | 4,025 | 391 |
| Ireland | 14,926 | 7,451 | 3,500 | 2,124 | 111 | 1,637 | 79 | 7,475 | 2,987 | 775 | 128 | 3,207 | 378 |
| Italy | 362 | 42 | 20 | 9 | 1 | 12 | 1 | 320 | 151 | 16 | 7 | 130 | 16 |
| Poland | 284 | 114 | 34 | 39 | 2 | 38 | 1 | 170 | 54 | 15 | 4 | 90 | 7 |
| Russia | 3,761 | 2,755 | 1,035 | 851 | 18 | 335 | 16 | 1,006 | 363 | 103 | 14 | 443 | 83 |
| Scandinavia ³ | 9,988 | 6,494 | 2,631 | 1,995 | 68 | 1,758 | 42 | 3,494 | 1,529 | 499 | 52 | 1,254 | 160 |
| Other countries | 5,334 | 3,257 | 1,375 | 943 | 30 | 874 | 35 | 2,077 | 931 | 234 | 33 | 773 | 106 |
| Mixed foreign parentage | 4,836 | 2,486 | 960 | 729 | 32 | 752 | 13 | 2,350 | 809 | 300 | 35 | 1,094 | 112 |
| Kentucky | 373,880 | 222,622 | 121,761 | 21,395 | 5,481 | 72,261 | 1,724 | 151,258 | 37,024 | 10,265 | 4,299 | 92,572 | 7,098 |
| United States (or unknown) | 321,368 | 213,845 | 116,945 | 20,104 | 5,285 | 69,844 | 1,667 | 107,523 | 24,100 | 5,505 | 3,613 | 68,256 | 6,049 |
| Austria-Hungary ¹ | 221 | 56 | 34 | 11 | 3 | 18 | 1 | 165 | 31 | 23 | 1 | 108 | 3 |
| Canada (English) ² | 313 | 67 | 23 | 13 | 3 | 8 | 1 | 261 | 56 | 15 | 5 | 171 | 14 |
| Canada (French) ² | 82 | 15 | 8 | 1 | 1 | 6 | 1 | 67 | 16 | 8 | 3 | 36 | 4 |
| Germany | 30,690 | 4,433 | 2,308 | 737 | 77 | 1,325 | 36 | 26,207 | 8,031 | 3,149 | 367 | 14,121 | 539 |
| Great Britain | 5,007 | 1,067 | 654 | 121 | 32 | 257 | 3 | 3,940 | 1,078 | 400 | 84 | 2,264 | 114 |
| Ireland | 10,928 | 2,141 | 1,234 | 285 | 50 | 560 | 12 | 8,787 | 2,781 | 819 | 164 | 4,830 | 243 |
| Italy | 385 | 29 | 20 | 2 | 1 | 7 | 1 | 356 | 69 | 14 | 5 | 260 | 8 |
| Poland | 234 | 10 | 6 | 2 | 1 | 2 | 1 | 224 | 19 | 6 | 1 | 193 | 5 |
| Russia | 386 | 13 | 8 | 3 | 1 | 2 | 1 | 373 | 25 | 17 | 2 | 315 | 14 |
| Scandinavia ³ | 172 | 21 | 4 | 2 | 1 | 2 | 1 | 140 | 39 | 12 | 4 | 83 | 2 |
| Other countries | 2,471 | 650 | 380 | 83 | 18 | 164 | 5 | 1,821 | 497 | 174 | 25 | 1,068 | 57 |
| Mixed foreign parentage | 1,618 | 224 | 120 | 29 | 9 | 65 | 1 | 1,394 | 332 | 123 | 26 | 867 | 46 |
| Louisiana | 140,765 | 56,388 | 30,101 | 5,368 | 2,303 | 18,206 | 410 | 84,377 | 19,658 | 2,895 | 2,717 | 54,362 | 4,745 |
| United States (or unknown) | 95,499 | 51,537 | 27,542 | 4,881 | 2,121 | 16,615 | 378 | 43,962 | 9,835 | 1,493 | 2,045 | 27,481 | 3,108 |
| Austria-Hungary ¹ | 600 | 52 | 29 | 7 | 2 | 14 | 1 | 448 | 11 | 19 | 1 | 261 | 22 |
| Canada (English) ² | 375 | 88 | 31 | 14 | 3 | 40 | 1 | 287 | 71 | 10 | 7 | 180 | 19 |
| Canada (French) ² | 219 | 49 | 28 | 5 | 1 | 16 | 1 | 170 | 41 | 11 | 3 | 109 | 6 |
| Germany | 13,966 | 1,137 | 698 | 108 | 44 | 284 | 3 | 12,829 | 3,681 | 507 | 223 | 7,970 | 448 |
| Great Britain | 2,873 | 625 | 292 | 58 | 26 | 146 | 3 | 2,348 | 648 | 111 | 42 | 1,540 | 107 |
| Ireland | 7,376 | 679 | 349 | 45 | 20 | 157 | 8 | 6,797 | 1,715 | 248 | 121 | 4,412 | 301 |
| Italy | 6,696 | 546 | 120 | 52 | 6 | 363 | 5 | 6,150 | 536 | 73 | 36 | 5,216 | 289 |
| Poland | 101 | 10 | 5 | 2 | 1 | 3 | 1 | 91 | 13 | 2 | 6 | 68 | 2 |
| Russia | 280 | 17 | 4 | 3 | 1 | 10 | 1 | 263 | 38 | 6 | 4 | 204 | 11 |
| Scandinavia ³ | 498 | 99 | 61 | 8 | 6 | 22 | 2 | 399 | 124 | 19 | 10 | 228 | 18 |
| Other countries | 9,456 | 1,514 | 817 | 157 | 66 | 466 | 8 | 7,942 | 2,306 | 283 | 161 | 4,875 | 317 |
| Mixed foreign parentage | 2,926 | 235 | 125 | 28 | 9 | 70 | 3 | 2,691 | 615 | 121 | 40 | 1,318 | 97 |
| Maine | 161,041 | 56,936 | 38,387 | 13,982 | 1,089 | 3,135 | 343 | 104,105 | 36,634 | 10,276 | 1,879 | 51,667 | 3,649 |
| United States (or unknown) | 120,981 | 43,315 | 34,036 | 10,903 | 949 | 2,634 | 293 | 72,166 | 29,064 | 7,369 | 1,304 | 31,781 | 2,646 |
| Austria-Hungary ¹ | 53 | 8 | 5 | 3 | 1 | 4 | 1 | 45 | 3 | 2 | 1 | 37 | 2 |
| Canada (English) ² | 11,640 | 3,306 | 1,513 | 1,479 | 70 | 225 | 19 | 8,334 | 2,114 | 860 | 176 | 4,848 | 336 |
| Canada (French) ² | 10,283 | 1,504 | 895 | 510 | 11 | 69 | 19 | 8,779 | 1,242 | 776 | 92 | 6,438 | 231 |
| Germany | 685 | 128 | 83 | 35 | 1 | 9 | 1 | 557 | 158 | 58 | 6 | 322 | 13 |
| Great Britain | 4,669 | 859 | 531 | 253 | 11 | 59 | 5 | 3,810 | 1,072 | 358 | 52 | 2,210 | 118 |
| Ireland | 7,968 | 1,160 | 749 | 318 | 31 | 59 | 3 | 6,808 | 2,228 | 512 | 186 | 3,685 | 197 |
| Italy | 185 | 18 | 14 | 3 | 1 | 1 | 1 | 167 | 22 | 10 | 3 | 123 | 9 |
| Poland | 133 | 1 | 1 | 1 | 1 | 1 | 1 | 132 | 8 | 3 | 1 | 113 | 2 |
| Russia | 314 | 13 | 6 | 6 | 1 | 1 | 1 | 301 | 16 | 12 | 2 | 262 | 9 |
| Scandinavia ³ | 1,264 | 450 | 207 | 211 | 5 | 27 | 1 | 814 | 155 | 112 | 11 | 518 | 18 |
| Other countries | 537 | 62 | 38 | 18 | 1 | 5 | 1 | 475 | 107 | 31 | 5 | 318 | 14 |
| Mixed foreign parentage | 2,329 | 612 | 310 | 242 | 10 | 47 | 3 | 1,717 | 445 | 168 | 40 | 1,012 | 52 |
| Maryland | 194,255 | 40,660 | 15,360 | 9,552 | 1,493 | 13,328 | 427 | 153,595 | 35,930 | 14,793 | 2,670 | 90,948 | 9,254 |
| United States (or unknown) | 125,104 | 35,352 | 13,534 | 8,053 | 1,323 | 12,059 | 383 | 89,752 | 20,223 | 8,583 | 1,800 | 53,937 | 5,209 |
| Austria-Hungary ¹ | 1,939 | 60 | 22 | 19 | 3 | 15 | 1 | 1,879 | 483 | 325 | 8 | 316 | 247 |
| Canada (English) ² | 265 | 34 | 12 | 11 | 1 | 10 | 1 | 231 | 33 | 19 | 1 | 162 | 16 |
| Canada (French) ² | 49 | 9 | 6 | 3 | 1 | 1 | 1 | 40 | 3 | 3 | 1 | 31 | 2 |
| Germany | 39,684 | 3,249 | 1,439 | 959 | 100 | 727 | 24 | 36,435 | 10,167 | 3,916 | 504 | 19,644 | 2,204 |
| Great Britain | 6,484 | 663 | 294 | 169 | 24 | 164 | 12 | 5,821 | 1,828 | 491 | 143 | 3,588 | 261 |
| Ireland | 11,974 | 940 | 413 | 233 | 30 | 262 | 2 | 11,034 | 2,882 | 835 | 155 | 6,559 | 603 |
| Italy | 883 | 13 | 5 | 1 | 1 | 6 | 1 | 870 | 80 | 22 | 5 | 697 | 66 |
| Poland | 1,173 | 16 | 4 | 7 | 1 | 4 | 1 | 1,157 | 50 | 53 | 7 | 917 | 130 |
| Russia | 3,580 | 26 | 9 | 6 | 4 | 7 | 1 | 3,554 | 139 | 227 | 18 | 2,842 | 328 |
| Scandinavia ³ | 388 | 22 | 12 | 6 | 1 | 4 | 1 | 366 | 72 | 53 | 2 | 212 | 27 |
| Other countries | 1,136 | 143 | 53 | 46 | 2 | 40 | 2 | 993 | 214 | 79 | 10 | 606 | 84 |
| Mixed foreign parentage | 1,596 | 133 | 57 | 39 | 5 | 30 | 2 | 1,463 | 306 | 137 | 16 | 927 | 77 |

¹Includes Bohemia

²Includes Newfoundland.

³Norway, Sweden, and Denmark.

STATISTICS OF POPULATION.

TABLE 114.—WHITE PERSONS OWNING AND HIRING THEIR HOMES, DISTRIBUTED ACCORDING TO PARENTAGE, BY STATES AND TERRITORIES: 1900—Continued.

| STATES, TERRITORIES, AND COUNTRIES. | Total private families. | FARM HOMES. | | | | | OTHER HOMES. | | | | | | |
|-------------------------------------|-------------------------|-------------|---------|-------------|-----------|--------|--------------|---------|---------|-------------|-----------|---------|-----------|
| | | Total. | Owned. | | | Hired. | Un-known. | Total. | Owned. | | | Hired. | Un-known. |
| | | | Free. | Encumbered. | Un-known. | | | | Free. | Encumbered. | Un-known. | | |
| Massachusetts..... | 596,611 | 36,133 | 18,916 | 11,904 | 673 | 4,371 | 269 | 560,478 | 89,308 | 80,973 | 3,162 | 368,789 | 18,246 |
| United States (or unknown)..... | 246,356 | 26,612 | 15,097 | 7,953 | 516 | 2,888 | 208 | 219,744 | 58,192 | 35,206 | 1,817 | 121,168 | 8,361 |
| Austria-Hungary ¹ | 1,583 | 58 | 12 | 34 | | 9 | 1 | 1,527 | 103 | 208 | 4 | 1,162 | 55 |
| Canada (English) ² | 36,283 | 936 | 263 | 405 | 10 | 244 | 14 | 35,297 | 2,321 | 4,135 | 121 | 27,608 | 1,112 |
| Canada (French) ² | 43,869 | 1,019 | 282 | 476 | 11 | 247 | 3 | 42,850 | 1,902 | 4,352 | 80 | 35,446 | 1,070 |
| Germany..... | 17,738 | 757 | 296 | 358 | 6 | 94 | 3 | 16,976 | 2,179 | 3,125 | 70 | 11,153 | 449 |
| Great Britain..... | 49,984 | 1,724 | 729 | 647 | 25 | 310 | 13 | 48,210 | 5,540 | 6,797 | 222 | 34,415 | 1,236 |
| Ireland..... | 142,974 | 3,643 | 1,813 | 1,384 | 80 | 344 | 22 | 139,331 | 20,594 | 20,734 | 658 | 98,420 | 3,925 |
| Italy..... | 7,679 | 58 | 12 | 25 | 1 | 20 | | 7,621 | 316 | 423 | 24 | 6,484 | 374 |
| Poland..... | 4,089 | 76 | 17 | 44 | 1 | 14 | | 4,018 | 88 | 307 | 12 | 3,446 | 160 |
| Russia..... | 7,687 | 40 | 5 | 29 | | 6 | | 7,647 | 123 | 726 | 11 | 6,563 | 224 |
| Scandinavia ³ | 11,779 | 402 | 82 | 241 | 3 | 76 | | 11,377 | 556 | 1,957 | 52 | 8,469 | 343 |
| Other countries..... | 12,300 | 507 | 193 | 193 | 14 | 104 | 3 | 11,793 | 1,217 | 1,243 | 40 | 8,769 | 524 |
| Mixed foreign parentage..... | 14,395 | 303 | 115 | 115 | 6 | 65 | 2 | 14,092 | 1,177 | 1,765 | 51 | 10,686 | 413 |
| Michigan..... | 587,199 | 201,174 | 85,013 | 79,433 | 2,764 | 32,847 | 1,117 | 336,025 | 105,355 | 48,699 | 6,528 | 162,846 | 12,597 |
| United States (or unknown)..... | 225,883 | 95,194 | 40,302 | 35,110 | 1,821 | 17,831 | 630 | 180,689 | 41,399 | 18,406 | 2,215 | 68,421 | 5,248 |
| Austria-Hungary ¹ | 2,974 | 545 | 305 | 197 | 11 | 28 | 3 | 2,429 | 847 | 306 | 44 | 1,127 | 105 |
| Canada (English) ² | 37,712 | 14,349 | 5,068 | 6,120 | 194 | 2,879 | 88 | 28,363 | 5,425 | 2,834 | 425 | 18,627 | 1,052 |
| Canada (French) ² | 15,575 | 3,911 | 1,930 | 1,459 | 86 | 418 | 18 | 11,664 | 3,413 | 1,133 | 353 | 6,276 | 489 |
| Germany..... | 86,092 | 32,272 | 13,483 | 13,966 | 367 | 4,310 | 126 | 58,820 | 19,151 | 9,643 | 1,220 | 22,117 | 1,689 |
| Great Britain..... | 55,113 | 20,057 | 9,032 | 7,577 | 243 | 3,102 | 103 | 35,056 | 10,834 | 4,416 | 627 | 17,911 | 1,218 |
| Ireland..... | 35,582 | 12,305 | 5,840 | 4,879 | 172 | 1,365 | 49 | 23,277 | 8,285 | 2,981 | 478 | 10,736 | 850 |
| Italy..... | 1,539 | 52 | 29 | 10 | 8 | 4 | 1 | 1,487 | 389 | 59 | 26 | 916 | 97 |
| Poland..... | 10,327 | 1,763 | 800 | 855 | 27 | 77 | 4 | 9,064 | 2,287 | 2,084 | 257 | 4,221 | 215 |
| Russia..... | 1,272 | 117 | 44 | 58 | 3 | 11 | 1 | 1,155 | 189 | 96 | 11 | 796 | 63 |
| Scandinavia ³ | 15,530 | 4,870 | 2,321 | 2,073 | 138 | 310 | 28 | 10,660 | 4,100 | 1,219 | 301 | 4,661 | 379 |
| Other countries..... | 27,020 | 7,732 | 2,726 | 3,667 | 79 | 1,253 | 27 | 19,263 | 5,423 | 3,710 | 337 | 9,218 | 580 |
| Mixed foreign parentage..... | 22,080 | 7,987 | 3,132 | 3,442 | 115 | 1,259 | 39 | 14,093 | 3,613 | 1,812 | 237 | 7,819 | 612 |
| Minnesota..... | 333,978 | 151,665 | 66,448 | 54,321 | 4,136 | 25,566 | 1,194 | 182,313 | 57,684 | 20,277 | 3,171 | 91,495 | 9,686 |
| United States (or unknown)..... | 67,605 | 21,162 | 8,383 | 6,741 | 695 | 5,072 | 271 | 46,443 | 13,265 | 5,017 | 819 | 24,694 | 2,648 |
| Austria-Hungary ¹ | 9,361 | 4,517 | 2,146 | 1,726 | 81 | 530 | 34 | 4,844 | 2,233 | 593 | 60 | 1,707 | 201 |
| Canada (English) ² | 9,007 | 2,778 | 1,108 | 925 | 117 | 588 | 40 | 6,229 | 1,552 | 567 | 100 | 3,642 | 368 |
| Canada (French) ² | 6,483 | 2,550 | 1,041 | 938 | 65 | 484 | 22 | 3,933 | 1,154 | 393 | 46 | 2,163 | 172 |
| Germany..... | 84,718 | 49,614 | 27,041 | 18,491 | 965 | 7,891 | 226 | 35,104 | 13,522 | 3,492 | 659 | 15,892 | 1,599 |
| Great Britain..... | 16,478 | 5,360 | 2,366 | 1,737 | 177 | 1,037 | 44 | 11,118 | 3,198 | 1,097 | 183 | 6,113 | 527 |
| Ireland..... | 24,384 | 9,310 | 4,593 | 3,229 | 272 | 1,136 | 80 | 15,074 | 4,717 | 1,414 | 246 | 7,939 | 758 |
| Italy..... | 1,169 | 26 | 17 | 3 | 2 | 4 | | 1,143 | 99 | 664 | 7 | 333 | 40 |
| Poland..... | 4,502 | 2,218 | 1,114 | 921 | 46 | 132 | 5 | 2,284 | 1,021 | 309 | 24 | 826 | 104 |
| Russia..... | 1,761 | 377 | 174 | 140 | 9 | 50 | 4 | 1,384 | 176 | 104 | 18 | 1,026 | 61 |
| Scandinavia ³ | 91,134 | 46,676 | 15,227 | 22,191 | 1,511 | 7,340 | 407 | 44,458 | 13,446 | 5,734 | 365 | 21,806 | 2,607 |
| Other countries..... | 8,908 | 4,103 | 1,966 | 1,303 | 104 | 702 | 33 | 4,800 | 1,823 | 363 | 73 | 2,254 | 287 |
| Mixed foreign parentage..... | 8,468 | 2,969 | 1,273 | 976 | 92 | 600 | 28 | 5,499 | 1,429 | 530 | 71 | 3,155 | 314 |
| Mississippi..... | 122,729 | 86,963 | 44,252 | 11,962 | 2,662 | 27,592 | 495 | 35,766 | 11,712 | 1,602 | 1,477 | 17,094 | 3,881 |
| United States (or unknown)..... | 114,523 | 84,403 | 42,847 | 11,631 | 2,577 | 26,871 | 477 | 30,120 | 9,441 | 1,367 | 1,247 | 14,598 | 3,467 |
| Austria-Hungary ¹ | 163 | 10 | 4 | 2 | 2 | 3 | | 153 | 52 | 8 | 3 | 77 | 8 |
| Canada (English) ² | 138 | 50 | 20 | 11 | 2 | 16 | 1 | 88 | 23 | 2 | 4 | 51 | 8 |
| Canada (French) ² | 87 | 9 | 6 | | | 3 | | 28 | 11 | 2 | 1 | 13 | 1 |
| Germany..... | 2,013 | 488 | 269 | 71 | 21 | 121 | 6 | 1,623 | 632 | 65 | 94 | 641 | 93 |
| Great Britain..... | 1,372 | 572 | 333 | 82 | 14 | 138 | 5 | 800 | 325 | 42 | 30 | 355 | 68 |
| Ireland..... | 2,094 | 951 | 551 | 113 | 26 | 258 | 3 | 1,443 | 509 | 37 | 42 | 484 | 71 |
| Italy..... | 407 | 78 | 15 | 5 | 1 | 57 | | 329 | 76 | 12 | 8 | 206 | 27 |
| Poland..... | 43 | 4 | 2 | | | 4 | | 39 | 12 | 3 | 1 | 22 | 1 |
| Russia..... | 161 | 17 | 9 | 3 | 1 | 2 | | 144 | 21 | 3 | 1 | 98 | 21 |
| Scandinavia ³ | 310 | 90 | 41 | 10 | 3 | 36 | | 220 | 98 | 7 | 7 | 91 | 17 |
| Other countries..... | 988 | 183 | 104 | 22 | 7 | 48 | 2 | 805 | 362 | 32 | 22 | 323 | 66 |
| Mixed foreign parentage..... | 480 | 108 | 58 | 11 | 8 | 35 | 1 | 372 | 150 | 22 | 12 | 155 | 33 |
| Missouri..... | 611,986 | 277,439 | 108,073 | 79,487 | 4,079 | 84,131 | 1,669 | 334,547 | 79,236 | 35,974 | 5,844 | 199,650 | 13,843 |
| United States (or unknown)..... | 418,158 | 224,927 | 85,017 | 62,893 | 3,305 | 72,233 | 1,429 | 193,231 | 47,624 | 20,880 | 3,849 | 111,047 | 9,831 |
| Austria-Hungary ¹ | 4,199 | 640 | 325 | 202 | 6 | 105 | 2 | 3,559 | 602 | 424 | 23 | 2,413 | 97 |
| Canada (English) ² | 2,771 | 844 | 290 | 291 | 10 | 246 | 7 | 1,927 | 371 | 217 | 32 | 1,240 | 67 |
| Canada (French) ² | 880 | 234 | 74 | 82 | | 76 | 2 | 646 | 134 | 53 | 8 | 429 | 22 |
| Germany..... | 108,397 | 32,096 | 14,228 | 10,077 | 492 | 7,152 | 147 | 76,301 | 18,067 | 8,283 | 1,015 | 46,922 | 2,014 |
| Great Britain..... | 20,980 | 6,360 | 2,742 | 2,024 | 98 | 1,475 | 21 | 14,620 | 3,595 | 1,791 | 242 | 8,547 | 445 |
| Ireland..... | 30,887 | 6,091 | 2,685 | 1,939 | 87 | 1,354 | 26 | 24,796 | 5,541 | 2,488 | 405 | 15,580 | 782 |
| Italy..... | 1,642 | 166 | 100 | 32 | 2 | 29 | 3 | 1,476 | 128 | 36 | 15 | 1,253 | 44 |
| Poland..... | 1,408 | 127 | 36 | 70 | 1 | 20 | | 1,281 | 65 | 71 | 7 | 1,114 | 24 |
| Russia..... | 2,169 | 83 | 13 | 11 | 1 | 8 | | 2,136 | 98 | 56 | 30 | 1,909 | 43 |
| Scandinavia ³ | 3,627 | 1,130 | 511 | 349 | 18 | 249 | 3 | 2,497 | 508 | 392 | 39 | 1,489 | 69 |
| Other countries..... | 9,854 | 3,230 | 1,421 | 994 | 38 | 755 | 2 | 6,624 | 1,508 | 711 | 122 | 4,037 | 246 |
| Mixed foreign parentage..... | 7,014 | 1,561 | 631 | 523 | 21 | 379 | 7 | 5,453 | 995 | 572 | 57 | 3,670 | 159 |
| Montana..... | 48,351 | 12,745 | 8,936 | 1,600 | 494 | 1,485 | 180 | 35,606 | 11,566 | 1,776 | 994 | 18,588 | 2,692 |
| United States (or unknown)..... | 19,091 | 6,200 | 4,191 | 806 | 224 | 851 | 98 | 12,891 | 3,861 | 641 | 329 | 6,900 | 1,160 |
| Austria-Hungary ¹ | 1,080 | 105 | 74 | 19 | 7 | 5 | | 975 | 368 | 38 | 29 | 483 | 57 |
| Canada (English) ² | 2,246 | 532 | 378 | 63 | 31 | 55 | 5 | 1,714 | 516 | 110 | 46 | 918 | 124 |
| Canada (French) ² | 1,246 | 350 | 240 | 68 | 11 | 35 | 1 | 896 | 310 | 50 | 36 | 426 | 74 |
| Germany..... | 4,805 | 1,299 | 942 | 174 | 53 | 112 | 18 | 3,506 | 1,246 | 191 | 83 | 1,746 | 240 |
| Great Britain..... | 6,383 | 1,439 | 1,088 | 164 | 43 | 124 | 20 | 4,944 | 1,745 | 251 | 164 | 2,512 | 272 |
| Ireland..... | 6,264 | 1,092 | 809 | 123 | 40 | 105 | 15 | 5,172 | 1,771 | 261 | 122 | 2,694 | 324 |
| Italy..... | 408 | 28 | 15 | 1 | 9 | 3 | | 380 | 103 | 6 | 66 | 183 | 22 |
| Poland..... | 88 | 13 | | | | | | 75 | 31 | | 1 | 36 | 7 |
| Russia..... | 119 | 9 | 6 | 1 | | 2 | | 110 | 24 | 3 | | 68 | 15 |
| Scandinavia ³ | 3,126 | 896 | 675 | 91 | 41 | 79 | 10 | 2,230 | 753 | 103 | 56 | 1,123 | 195 |
| Other countries..... | 1,594 | 387 | 251 | 45 | 14 | 21 | 6 | 1,257 | 392 | 45 | 29 | 702 | 89 |
| Mixed foreign parentage..... | 1,901 | 445 | 304 | 50 | 21 | 68 | 7 | 1,456 | 436 | 77 | 33 | 797 | 11 |

PROPRIETORSHIP OF HOMES.

TABLE 114.—WHITE PERSONS OWNING AND HIRING THEIR HOMES, DISTRIBUTED ACCORDING TO PARENTAGE, BY STATES AND TERRITORIES: 1900—Continued.

| STATES, TERRITORIES, AND COUNTRIES. | Total private families. | FARM HOMES. | | | | | | OTHER HOMES. | | | | | |
|-------------------------------------|-------------------------|-------------|--------|-------------|-----------|--------|-----------|--------------|---------|-------------|-----------|---------|-----------|
| | | Total. | Owned. | | | Hired. | Un-known. | Total. | Owned. | | | Hired. | Un-known. |
| | | | Free. | Encumbered. | Un-known. | | | | Free. | Encumbered. | Un-known. | | |
| Nebraska..... | 216,047 | 116,323 | 38,683 | 32,391 | 2,951 | 41,417 | 881 | 99,724 | 31,827 | 11,766 | 2,280 | 48,272 | 5,579 |
| United States (or unknown)..... | 104,900 | 50,951 | 16,189 | 11,971 | 1,261 | 21,041 | 489 | 53,949 | 15,773 | 6,270 | 1,177 | 27,488 | 3,241 |
| Austria-Hungary ¹ | 9,136 | 5,539 | 2,272 | 1,980 | 150 | 1,109 | 28 | 3,597 | 1,604 | 486 | 108 | 1,282 | 167 |
| Canada (English) ² | 3,087 | 1,439 | 477 | 337 | 34 | 573 | 18 | 1,648 | 482 | 202 | 37 | 851 | 76 |
| Canada (French) ² | 689 | 329 | 115 | 84 | 6 | 121 | 3 | 360 | 120 | 35 | 4 | 136 | 15 |
| Germany..... | 42,637 | 28,127 | 9,324 | 8,678 | 807 | 9,155 | 163 | 14,510 | 5,424 | 1,808 | 423 | 6,068 | 787 |
| Great Britain..... | 13,674 | 6,969 | 2,639 | 1,934 | 185 | 2,165 | 46 | 6,705 | 2,346 | 748 | 173 | 3,125 | 313 |
| Ireland..... | 12,327 | 5,996 | 2,389 | 1,791 | 174 | 1,597 | 45 | 6,331 | 1,979 | 670 | 127 | 3,225 | 330 |
| Italy..... | 230 | 17 | 7 | 4 | | 6 | | 213 | 23 | 6 | | 174 | 10 |
| Poland..... | 1,270 | 751 | 191 | 349 | 6 | 199 | 6 | 519 | 197 | 85 | 13 | 195 | 29 |
| Russia..... | 2,508 | 981 | 277 | 267 | 39 | 392 | 6 | 1,527 | 479 | 89 | 22 | 858 | 79 |
| Scandinavia ³ | 18,152 | 11,194 | 3,385 | 3,585 | 190 | 3,678 | 56 | 6,958 | 2,331 | 1,032 | 120 | 3,122 | 353 |
| Other countries..... | 3,408 | 2,081 | 774 | 564 | 58 | 675 | 10 | 1,327 | 455 | 146 | 41 | 604 | 81 |
| Mixed foreign parentage..... | 4,029 | 1,949 | 644 | 547 | 41 | 706 | 11 | 2,080 | 614 | 239 | 35 | 1,094 | 98 |
| Nevada..... | 8,832 | 1,954 | 1,294 | 344 | 31 | 259 | 26 | 6,878 | 3,408 | 197 | 173 | 2,660 | 440 |
| United States (or unknown)..... | 3,415 | 826 | 527 | 146 | 13 | 127 | 13 | 2,589 | 1,130 | 97 | 72 | 1,101 | 189 |
| Austria-Hungary ¹ | 58 | 5 | 2 | 1 | | 2 | | 53 | 25 | | 1 | 23 | 4 |
| Canada (English) ² | 254 | 40 | 27 | 6 | | 6 | 1 | 214 | 105 | 6 | 1 | 90 | 12 |
| Canada (French) ² | 121 | 15 | 7 | 5 | | 3 | | 106 | 50 | 4 | 4 | 41 | 7 |
| Germany..... | 850 | 199 | 139 | 34 | 5 | 17 | 4 | 651 | 367 | 14 | 23 | 209 | 38 |
| Great Britain..... | 1,328 | 264 | 181 | 46 | 5 | 32 | | 1,064 | 581 | 33 | 18 | 381 | 51 |
| Ireland..... | 1,218 | 174 | 138 | 16 | 1 | 15 | 4 | 1,044 | 617 | 21 | 16 | 343 | 47 |
| Italy..... | 357 | 108 | 66 | 22 | | 20 | | 249 | 121 | 6 | 6 | 104 | 12 |
| Poland..... | 10 | | | | | | | 10 | 5 | | | 5 | |
| Russia..... | 10 | 3 | | 1 | | 2 | | 7 | 4 | 1 | | 2 | |
| Scandinavia ³ | 327 | 107 | 56 | 36 | 1 | 13 | 1 | 220 | 104 | 8 | 3 | 92 | 13 |
| Other countries..... | 495 | 128 | 94 | 17 | 3 | 12 | 2 | 367 | 158 | 6 | 16 | 145 | 47 |
| Mixed foreign parentage..... | 389 | 85 | 57 | 14 | 3 | 10 | 1 | 304 | 146 | 1 | 13 | 124 | 20 |
| New Hampshire..... | 96,354 | 28,132 | 18,383 | 6,277 | 702 | 2,590 | 180 | 68,222 | 17,434 | 6,702 | 1,062 | 40,112 | 2,912 |
| United States (or unknown)..... | 64,832 | 24,714 | 16,860 | 5,026 | 612 | 2,063 | 153 | 40,118 | 13,511 | 4,054 | 796 | 20,041 | 1,716 |
| Austria-Hungary ¹ | 72 | 3 | 4 | | | | | 64 | 10 | | | 41 | 5 |
| Canada (English) ² | 3,833 | 732 | 301 | 274 | 19 | 128 | 10 | 3,101 | 419 | 348 | 28 | 2,150 | 161 |
| Canada (French) ² | 12,424 | 820 | 265 | 374 | 18 | 159 | 6 | 11,604 | 869 | 910 | 98 | 9,229 | 503 |
| Germany..... | 3,811 | 104 | 44 | 49 | 3 | 7 | 1 | 3,845 | 141 | 156 | 7 | 505 | 37 |
| Great Britain..... | 3,811 | 676 | 346 | 212 | 9 | 104 | 5 | 3,135 | 652 | 286 | 35 | 2,049 | 103 |
| Ireland..... | 7,638 | 741 | 421 | 212 | 34 | 71 | 3 | 6,897 | 1,535 | 630 | 85 | 4,343 | 254 |
| Italy..... | 151 | 3 | 1 | | | 1 | | 178 | 33 | | | 124 | 13 |
| Poland..... | 117 | 4 | | | | 1 | | 113 | 2 | | | 73 | 3 |
| Russia..... | 195 | 5 | | | | 1 | | 190 | 5 | 17 | | 161 | 7 |
| Scandinavia ³ | 721 | 72 | 33 | 24 | 1 | 12 | 1 | 649 | 56 | | | 494 | 22 |
| Other countries..... | 372 | 61 | 24 | 21 | 3 | 12 | 1 | 311 | 41 | 25 | 7 | 223 | 15 |
| Mixed foreign parentage..... | 1,208 | 192 | 86 | 72 | 3 | 31 | | 1,016 | 160 | 117 | 10 | 684 | 45 |
| New Jersey..... | 394,509 | 34,712 | 10,980 | 11,788 | 970 | 10,682 | 292 | 359,797 | 49,664 | 56,621 | 3,439 | 238,087 | 11,986 |
| United States (or unknown)..... | 169,191 | 25,713 | 8,277 | 8,358 | 791 | 8,064 | 223 | 143,478 | 24,424 | 24,281 | 1,941 | 87,824 | 5,008 |
| Austria-Hungary ¹ | 7,994 | 123 | 23 | 57 | | 35 | 3 | 7,871 | 238 | 707 | 15 | 6,575 | 336 |
| Canada (English) ² | 1,375 | 33 | 10 | 13 | | 10 | | 1,342 | 128 | 190 | 10 | 967 | 47 |
| Canada (French) ² | 442 | 14 | 4 | 2 | | 7 | | 423 | 25 | 37 | 1 | 349 | 16 |
| Germany..... | 75,603 | 3,617 | 1,117 | 1,362 | 63 | 1,053 | 22 | 71,986 | 9,446 | 12,449 | 559 | 47,510 | 2,022 |
| Great Britain..... | 33,713 | 1,426 | 482 | 520 | 31 | 382 | 11 | 32,287 | 4,186 | 5,238 | 223 | 21,713 | 927 |
| Ireland..... | 59,921 | 1,996 | 614 | 734 | 46 | 583 | 19 | 57,925 | 8,173 | 8,004 | 469 | 39,382 | 1,897 |
| Italy..... | 12,541 | 495 | 166 | 235 | 15 | 79 | | 12,046 | 515 | 967 | 40 | 9,827 | 697 |
| Poland..... | 4,005 | 46 | 4 | 14 | 2 | 25 | 1 | 3,959 | 98 | 401 | 14 | 3,303 | 143 |
| Russia..... | 6,185 | 230 | 22 | 146 | 6 | 55 | 1 | 5,955 | 140 | 534 | 15 | 5,091 | 175 |
| Scandinavia ³ | 4,594 | 196 | 35 | 75 | 3 | 80 | 3 | 4,398 | 332 | 866 | 26 | 3,026 | 148 |
| Other countries..... | 12,112 | 580 | 156 | 184 | 6 | 227 | 7 | 11,532 | 1,232 | 1,930 | 82 | 7,926 | 362 |
| Mixed foreign parentage..... | 6,833 | 243 | 65 | 88 | 6 | 82 | 2 | 6,590 | 727 | 1,017 | 44 | 4,594 | 208 |
| New Mexico..... | 42,299 | 11,159 | 8,808 | 244 | 556 | 1,405 | 146 | 31,140 | 15,196 | 382 | 1,356 | 11,348 | 2,858 |
| United States (or unknown)..... | 33,545 | 9,615 | 7,819 | 1,73 | 468 | 1,030 | 125 | 23,930 | 12,673 | 257 | 1,088 | 7,611 | 2,301 |
| Austria-Hungary ¹ | 150 | 7 | 5 | 1 | 1 | | | 143 | 25 | 1 | 4 | 105 | 8 |
| Canada (English) ² | 252 | 50 | 27 | 4 | 5 | 14 | | 202 | 60 | 8 | 3 | 111 | 20 |
| Canada (French) ² | 76 | 19 | 13 | | | 5 | | 57 | 24 | 2 | 10 | 18 | 3 |
| Germany..... | 1,278 | 239 | 162 | 11 | 17 | 46 | 3 | 1,039 | 387 | 23 | 46 | 516 | 67 |
| Great Britain..... | 1,138 | 225 | 144 | 19 | 15 | 43 | 4 | 913 | 280 | 26 | 21 | 530 | 56 |
| Ireland..... | 840 | 130 | 96 | 7 | 2 | 19 | 6 | 710 | 243 | 20 | 16 | 363 | 68 |
| Italy..... | 304 | 34 | 18 | 2 | 4 | 9 | 1 | 270 | 65 | 6 | 12 | 173 | 14 |
| Poland..... | 29 | 1 | | | | | | 28 | 10 | | | 14 | 3 |
| Russia..... | 35 | 4 | | | | 1 | | 32 | 5 | | | 24 | 1 |
| Scandinavia ³ | 165 | 35 | 21 | 5 | 1 | 8 | | 130 | 41 | 3 | | 71 | 15 |
| Other countries..... | 4,121 | 746 | 457 | 17 | 40 | 225 | 7 | 3,375 | 1,279 | 24 | 144 | 1,660 | 268 |
| Mixed foreign parentage..... | 365 | 54 | 43 | 4 | 2 | 5 | | 311 | 104 | 12 | 9 | 152 | 34 |
| New York..... | 1,584,311 | 226,187 | 89,205 | 77,044 | 3,603 | 54,924 | 1,411 | 1,358,124 | 186,722 | 152,730 | 8,964 | 969,334 | 40,324 |
| United States (or unknown)..... | 580,627 | 152,164 | 62,104 | 50,357 | 2,548 | 36,114 | 1,041 | 428,463 | 88,658 | 58,074 | 4,264 | 261,971 | 15,496 |
| Austria-Hungary ¹ | 40,901 | 190 | 53 | 55 | 1 | 81 | | 40,711 | 618 | 1,254 | 44 | 37,887 | 908 |
| Canada (English) ² | 21,279 | 3,265 | 1,077 | 926 | 65 | 1,179 | 18 | 18,014 | 2,222 | 2,166 | 206 | 12,817 | 603 |
| Canada (French) ² | 16,443 | 2,961 | 1,144 | 908 | 36 | 858 | 15 | 13,482 | 2,599 | 1,669 | 153 | 8,696 | 365 |
| Germany..... | 315,009 | 21,829 | 7,592 | 7,801 | 313 | 6,005 | 118 | 293,180 | 33,748 | 38,435 | 1,515 | 212,608 | 6,874 |
| Great Britain..... | 116,679 | 16,472 | 5,909 | 5,559 | 239 | 4,388 | 82 | 100,207 | 15,149 | 13,371 | 698 | 68,246 | 2,743 |
| Ireland..... | 280,325 | 21,512 | 8,788 | 8,163 | 313 | 4,156 | 92 | 258,813 | 34,494 | 24,876 | 1,598 | 190,280 | 7,565 |
| Italy..... | 54,070 | 236 | 55 | 84 | 4 | 87 | 6 | 53,834 | 905 | 1,462 | 68 | 49,587 | 1,822 |
| Poland..... | 20,968 | 310 | 42 | 148 | 6 | 110 | 4 | 20,658 | 877 | 1,715 | 29 | 17,523 | 509 |
| Russia..... | 50,421 | 104 | 9 | 29 | 1 | 65 | | 50,317 | 291 | 1,002 | 52 | 47,793 | 1,179 |
| Scandinavia ³ | 21,878 | 1,077 | 296 | 450 | 14 | 315 | 2 | 20,801 | 1,101 | 2,582 | 48 | 16,522 | 542 |
| Other countries..... | 33,199 | 3,504 | 1,204 | 1,384 | 37 | 863 | 16 | 29,695 | 2,918 | 2,775 | 122 | 22,955 | 925 |
| Mixed foreign parentage..... | 32,512 | 2,563 | 932 | 880 | 26 | 708 | 17 | 29,949 | 3,142 | 3,409 | 167 | 22,438 | 793 |

¹ Includes Bohemia.

² Includes Newfoundland.

³ Norway, Sweden, and Denmark.

STATISTICS OF POPULATION.

TABLE 114.—WHITE PERSONS OWNING AND HIRING THEIR HOMES, DISTRIBUTED ACCORDING TO PARENTAGE, BY STATES AND TERRITORIES: 1900—Continued.

| STATES, TERRITORIES, AND COUNTRIES. | Total private families. | FARM HOMES. | | | | | | OTHER HOMES. | | | | | |
|-------------------------------------|-------------------------|-------------|---------|-------------|-----------|--------|-----------|--------------|---------|-------------|-----------|---------|-----------|
| | | Total. | Owned. | | | Hired. | Un-known. | Total. | Owned. | | | Hired. | Un-known. |
| | | | Free. | Encumbered. | Un-known. | | | | Free. | Encumbered. | Un-known. | | |
| North Carolina | 244,524 | 167,680 | 92,008 | 15,481 | 3,840 | 55,630 | 726 | 76,844 | 17,945 | 3,125 | 3,190 | 46,685 | 5,899 |
| United States (or unknown) | 240,650 | 166,442 | 91,208 | 15,355 | 3,791 | 55,372 | 716 | 74,208 | 17,210 | 2,990 | 3,111 | 45,157 | 5,740 |
| Austria-Hungary ¹ | 22 | 4 | 4 | | | | | 18 | 3 | | 1 | 14 | |
| Canada (English) ² | 107 | 34 | 19 | 4 | 2 | 9 | | 73 | 12 | 8 | 2 | 41 | 10 |
| Canada (French) ² | 11 | 2 | | | | 2 | | 9 | 1 | 1 | | 7 | |
| Germany | 1,013 | 213 | 139 | 23 | 7 | 42 | 2 | 800 | 238 | 49 | 22 | 441 | 50 |
| Great Britain | 1,381 | 569 | 362 | 61 | 26 | 116 | 4 | 812 | 257 | 37 | 30 | 443 | 45 |
| Ireland | 610 | 216 | 130 | 17 | 9 | 56 | 4 | 394 | 119 | 23 | 15 | 221 | 16 |
| Italy | 71 | 37 | 35 | 2 | | | | 34 | 8 | 3 | | 22 | 1 |
| Poland | 29 | 4 | | | | | | 25 | 4 | | | 18 | 3 |
| Russia | 77 | | | | | | | 77 | 3 | 2 | | 72 | |
| Scandinavia ³ | 90 | 29 | 20 | 1 | 1 | 7 | | 61 | 16 | 3 | | 35 | 7 |
| Other countries | 280 | 88 | 56 | 10 | 3 | 19 | | 192 | 38 | 6 | 6 | 126 | 16 |
| Mixed foreign parentage | 183 | 42 | 26 | 8 | 1 | 7 | | 141 | 36 | 3 | 3 | 88 | 11 |
| North Dakota | 61,586 | 42,672 | 24,832 | 11,952 | 1,377 | 4,148 | 368 | 18,914 | 6,913 | 1,743 | 652 | 7,657 | 1,949 |
| United States (or unknown) | 12,195 | 7,018 | 3,985 | 1,745 | 251 | 920 | 117 | 5,177 | 1,520 | 482 | 125 | 2,487 | 568 |
| Austria-Hungary ¹ | 1,422 | 1,060 | 685 | 245 | 67 | 107 | 6 | 362 | 207 | 22 | 10 | 77 | 46 |
| Canada (English) ² | 3,718 | 2,346 | 1,176 | 724 | 72 | 351 | 23 | 1,372 | 458 | 129 | 49 | 603 | 133 |
| Canada (French) ² | 1,273 | 898 | 457 | 340 | 17 | 79 | 5 | 380 | 181 | 29 | 21 | 145 | 54 |
| Germany | 7,522 | 5,654 | 3,153 | 1,672 | 169 | 512 | 48 | 1,968 | 798 | 153 | 74 | 738 | 205 |
| Great Britain | 4,671 | 3,001 | 1,594 | 954 | 114 | 320 | 19 | 1,670 | 630 | 160 | 61 | 680 | 139 |
| Ireland | 4,028 | 2,474 | 1,260 | 871 | 58 | 261 | 24 | 1,554 | 608 | 133 | 66 | 610 | 137 |
| Italy | 11 | | | | | | | 8 | | | | 2 | |
| Poland | 376 | 285 | 125 | 122 | 12 | 33 | 3 | 81 | 27 | 12 | 4 | 32 | 6 |
| Russia | 3,815 | 3,274 | 2,718 | 361 | 57 | 116 | 22 | 541 | 251 | 27 | 13 | 186 | 64 |
| Scandinavia ³ | 18,275 | 13,875 | 8,088 | 4,159 | 471 | 1,130 | 77 | 4,400 | 1,799 | 450 | 179 | 1,506 | 466 |
| Other countries | 1,089 | 853 | 598 | 152 | 14 | 79 | 10 | 236 | 83 | 21 | 14 | 83 | 30 |
| Mixed foreign parentage | 3,186 | 2,021 | 1,092 | 605 | 75 | 235 | 14 | 1,165 | 399 | 124 | 36 | 503 | 103 |
| Ohio | 912,095 | 277,609 | 137,657 | 58,070 | 4,832 | 75,541 | 1,509 | 634,486 | 175,673 | 88,272 | 10,153 | 341,035 | 19,353 |
| United States (or unknown) | 549,877 | 212,434 | 108,145 | 41,543 | 3,611 | 57,944 | 1,191 | 337,443 | 92,223 | 43,767 | 6,292 | 133,682 | 11,479 |
| Austria-Hungary ¹ | 14,198 | 409 | 143 | 153 | 9 | 103 | 1 | 13,789 | 2,890 | 2,383 | 118 | 7,967 | 431 |
| Canada (English) ² | 5,211 | 820 | 375 | 194 | 14 | 231 | 6 | 4,391 | 799 | 593 | 59 | 2,809 | 131 |
| Canada (French) ² | 1,747 | 220 | 93 | 52 | 4 | 71 | | 1,527 | 324 | 213 | 10 | 940 | 40 |
| Germany | 185,891 | 34,231 | 12,806 | 9,769 | 646 | 10,828 | 182 | 151,660 | 45,329 | 23,686 | 1,961 | 76,915 | 3,769 |
| Great Britain | 54,657 | 11,609 | 6,297 | 2,561 | 256 | 2,449 | 46 | 43,048 | 12,213 | 6,116 | 599 | 22,914 | 1,206 |
| Ireland | 56,751 | 9,461 | 5,616 | 1,873 | 172 | 1,764 | 36 | 47,290 | 14,118 | 6,184 | 683 | 25,069 | 1,236 |
| Italy | 3,028 | 57 | 19 | 20 | 1 | 17 | | 2,971 | 289 | 248 | 46 | 2,239 | 149 |
| Poland | 5,718 | 148 | 41 | 62 | 1 | 44 | | 5,570 | 948 | 1,417 | 19 | 3,109 | 77 |
| Russia | 2,618 | 62 | 20 | 17 | 1 | 24 | | 2,556 | 182 | 223 | 14 | 2,051 | 86 |
| Scandinavia ³ | 2,316 | 254 | 73 | 86 | 6 | 87 | 2 | 2,062 | 332 | 399 | 16 | 1,218 | 47 |
| Other countries | 13,213 | 5,885 | 3,018 | 1,287 | 82 | 1,465 | 33 | 12,328 | 3,739 | 1,713 | 220 | 6,252 | 404 |
| Mixed foreign parentage | 11,870 | 2,019 | 1,011 | 453 | 29 | 514 | 12 | 9,351 | 2,237 | 1,330 | 116 | 5,870 | 298 |
| Oklahoma | 78,994 | 59,376 | 39,125 | 4,639 | 2,004 | 12,983 | 675 | 19,618 | 7,073 | 1,398 | 733 | 8,501 | 1,913 |
| United States (or unknown) | 64,088 | 47,934 | 31,221 | 3,717 | 1,485 | 11,071 | 490 | 16,104 | 5,668 | 1,150 | 619 | 7,074 | 1,593 |
| Austria-Hungary ¹ | 838 | 714 | 467 | 71 | 24 | 146 | 6 | 124 | 63 | 7 | 3 | 42 | 9 |
| Canada (English) ² | 703 | 517 | 356 | 43 | 22 | 92 | 4 | 186 | 66 | 17 | 9 | 78 | 16 |
| Canada (French) ² | 195 | 153 | 106 | 10 | 2 | 34 | 1 | 42 | 17 | 3 | 3 | 17 | 2 |
| Germany | 5,251 | 4,091 | 2,842 | 403 | 167 | 656 | 23 | 1,160 | 479 | 89 | 34 | 457 | 101 |
| Great Britain | 2,581 | 1,837 | 1,291 | 146 | 63 | 321 | 16 | 744 | 304 | 56 | 25 | 288 | 71 |
| Ireland | 2,126 | 1,543 | 1,082 | 136 | 39 | 274 | 12 | 683 | 227 | 41 | 16 | 242 | 57 |
| Italy | 20 | 15 | 14 | 1 | | | | 5 | 1 | | | 4 | |
| Poland | 62 | 46 | 29 | 1 | 2 | 14 | | 16 | 9 | | | 7 | |
| Russia | 902 | 810 | 585 | 15 | 145 | 105 | 10 | 92 | 21 | 2 | 6 | 51 | 12 |
| Scandinavia ³ | 541 | 422 | 297 | 41 | 14 | 69 | 1 | 119 | 53 | 11 | 3 | 44 | 3 |
| Other countries | 321 | 614 | 435 | 50 | 16 | 104 | 9 | 207 | 73 | 11 | 1 | 97 | 25 |
| Mixed foreign parentage | 366 | 630 | 450 | 55 | 25 | 97 | 3 | 236 | 92 | 11 | 9 | 100 | 24 |
| Oregon | 85,784 | 35,365 | 20,292 | 7,003 | 842 | 7,023 | 200 | 50,419 | 16,041 | 3,752 | 1,223 | 26,097 | 3,306 |
| United States (or unknown) | 52,803 | 22,775 | 12,828 | 4,332 | 534 | 4,936 | 145 | 30,028 | 9,511 | 2,126 | 779 | 15,572 | 2,040 |
| Austria-Hungary ¹ | 504 | 211 | 127 | 57 | 2 | 25 | | 236 | 99 | 20 | 9 | 155 | 10 |
| Canada (English) ² | 1,884 | 641 | 357 | 141 | 19 | 122 | 2 | 1,243 | 354 | 87 | 38 | 666 | 103 |
| Canada (French) ² | 609 | 217 | 117 | 48 | 6 | 43 | 3 | 292 | 90 | 18 | 9 | 150 | 25 |
| Germany | 9,190 | 3,733 | 2,279 | 805 | 73 | 609 | 17 | 5,407 | 1,902 | 408 | 120 | 2,701 | 276 |
| Great Britain | 7,012 | 2,639 | 1,558 | 564 | 66 | 437 | 14 | 4,373 | 1,332 | 371 | 86 | 2,332 | 252 |
| Ireland | 3,910 | 1,326 | 837 | 255 | 39 | 192 | 3 | 2,584 | 831 | 195 | 62 | 1,288 | 208 |
| Italy | 303 | 61 | 26 | 2 | 2 | 31 | | 242 | 43 | 14 | 7 | 159 | 19 |
| Poland | 122 | 34 | 26 | 3 | 1 | 3 | 1 | 88 | 17 | 3 | | 62 | 6 |
| Russia | 681 | 159 | 63 | 49 | 1 | 46 | | 372 | 79 | 30 | 4 | 247 | 12 |
| Scandinavia ³ | 3,843 | 1,429 | 865 | 305 | 57 | 193 | 9 | 2,414 | 798 | 245 | 52 | 1,141 | 178 |
| Other countries | 3,042 | 1,400 | 831 | 230 | 23 | 251 | 5 | 1,642 | 578 | 106 | 32 | 821 | 105 |
| Mixed foreign parentage | 2,131 | 690 | 373 | 152 | 19 | 140 | 1 | 1,441 | 407 | 129 | 30 | 803 | 72 |
| Pennsylvania | 1,271,263 | 224,427 | 107,852 | 51,066 | 5,290 | 59,493 | 1,226 | 1,046,836 | 217,378 | 122,007 | 16,757 | 656,889 | 33,805 |
| United States (or unknown) | 723,018 | 184,323 | 85,544 | 42,018 | 4,209 | 51,534 | 1,018 | 533,695 | 120,947 | 62,631 | 11,005 | 327,439 | 16,673 |
| Austria-Hungary ¹ | 27,404 | 330 | 163 | 82 | 10 | 74 | 1 | 27,074 | 2,043 | 1,621 | 99 | 22,104 | 1,207 |
| Canada (English) ² | 3,292 | 413 | 191 | 101 | 6 | 109 | 6 | 2,379 | 501 | 291 | 22 | 1,946 | 119 |
| Canada (French) ² | 762 | 99 | 46 | 26 | 1 | 26 | | 663 | 110 | 79 | 6 | 451 | 17 |
| Germany | 169,842 | 17,576 | 9,280 | 3,968 | 506 | 3,733 | 89 | 152,266 | 35,129 | 22,494 | 1,972 | 88,320 | 4,351 |
| Great Britain | 99,817 | 6,483 | 3,436 | 1,500 | 165 | 1,344 | 38 | 93,334 | 17,415 | 11,035 | 1,035 | 61,015 | 2,744 |
| Ireland | 157,322 | 10,946 | 6,552 | 2,312 | 272 | 1,757 | 53 | 146,376 | 31,602 | 16,213 | 2,117 | 92,016 | 4,423 |
| Italy | 16,001 | 105 | 43 | 18 | 3 | 41 | | 15,396 | 1,209 | 911 | 105 | 12,540 | 1,131 |
| Poland | 20,365 | 161 | 62 | 36 | 2 | 50 | 1 | 20,214 | 1,608 | 1,703 | 52 | 16,072 | 779 |
| Russia | 14,257 | 48 | 16 | 16 | | 16 | | 14,209 | 403 | 600 | 43 | 12,160 | 1,003 |
| Scandinavia ³ | 9,922 | 1,338 | 703 | 423 | 27 | 231 | 4 | 8,534 | 1,640 | 1,331 | 55 | 5,196 | 312 |
| Other countries | 14,080 | 1,565 | 805 | 352 | 50 | 345 | 13 | 12,515 | 2,527 | 1,419 | 129 | 7,322 | 618 |
| Mixed foreign parentage | 15,181 | 1,000 | 511 | 214 | 39 | 233 | 3 | 14,181 | 2,244 | 1,539 | 117 | 9,808 | 423 |

¹ Includes Bohemia.² Includes Newfoundland.³ Norway, Sweden, and Denmark.

PROPRIETORSHIP OF HOMES.

TABLE 114.—WHITE PERSONS OWNING AND HIRING THEIR HOMES, DISTRIBUTED ACCORDING TO PARENTAGE, BY STATES AND TERRITORIES: 1900—Continued.

| STATES, TERRITORIES, AND COUNTRIES. | Total private families. | FARM HOMES. | | | | | OTHER HOMES. | | | | | | |
|-------------------------------------|-------------------------|-------------|---------|--------------|-----------|---------|--------------|---------|--------|--------------|-----------|--------|-----------|
| | | Total. | Owned. | | | Hired. | Un-known. | Total. | Owned. | | | Hired. | Un-known. |
| | | | Free. | Encum-bered. | Un-known. | | | | Free. | Encum-bered. | Un-known. | | |
| Rhode Island..... | 90,458 | 5,578 | 2,843 | 1,053 | 314 | 1,336 | 32 | 34,880 | 11,529 | 9,549 | 399 | 61,194 | 2,209 |
| United States (or unknown)..... | 34,536 | 4,394 | 2,469 | 725 | 278 | 902 | 20 | 30,142 | 6,527 | 3,284 | 239 | 19,142 | 950 |
| Austria-Hungary ¹ | 222 | 5 | 2 | 2 | 1 | 1 | 1 | 217 | 9 | 25 | 8 | 177 | 6 |
| Canada (English) ² | 1,875 | 43 | 10 | 12 | 1 | 19 | 1 | 1,832 | 108 | 158 | 8 | 1,507 | 51 |
| Canada (French) ² | 9,743 | 132 | 35 | 29 | 7 | 61 | 1 | 9,611 | 323 | 801 | 20 | 8,233 | 234 |
| Germany..... | 2,287 | 66 | 19 | 23 | 4 | 19 | 1 | 2,221 | 275 | 327 | 5 | 1,575 | 39 |
| Great Britain..... | 11,914 | 283 | 96 | 80 | 9 | 92 | 6 | 11,681 | 1,263 | 1,309 | 35 | 8,783 | 241 |
| Ireland..... | 20,988 | 334 | 147 | 87 | 9 | 90 | 1 | 20,654 | 2,637 | 2,801 | 70 | 14,715 | 431 |
| Italy..... | 2,190 | 77 | 17 | 27 | 2 | 31 | 1 | 2,113 | 65 | 154 | 5 | 1,825 | 64 |
| Poland..... | 381 | 2 | 1 | 1 | 1 | 1 | 1 | 381 | 4 | 21 | 1 | 355 | 20 |
| Russia..... | 756 | 2 | 1 | 1 | 1 | 1 | 1 | 754 | 10 | 68 | 1 | 656 | 20 |
| Scandinavia ³ | 2,002 | 66 | 11 | 28 | 1 | 25 | 1 | 1,936 | 98 | 302 | 5 | 1,481 | 55 |
| Other countries..... | 1,785 | 138 | 27 | 27 | 1 | 82 | 1 | 1,647 | 92 | 120 | 6 | 1,372 | 57 |
| Mixed foreign parentage..... | 1,779 | 38 | 10 | 12 | 2 | 13 | 1 | 1,741 | 123 | 179 | 5 | 1,393 | 41 |
| South Carolina..... | 107,280 | 66,850 | 29,305 | 7,510 | 2,760 | 27,010 | 265 | 40,490 | 8,123 | 1,558 | 914 | 26,218 | 3,617 |
| United States (or unknown)..... | 102,126 | 65,738 | 28,731 | 7,376 | 2,704 | 26,668 | 259 | 36,388 | 6,744 | 1,372 | 838 | 24,044 | 3,390 |
| Austria-Hungary ¹ | 52 | 10 | 3 | 2 | 1 | 3 | 1 | 42 | 11 | 1 | 1 | 27 | 3 |
| Canada (English) ² | 39 | 3 | 3 | 3 | 1 | 2 | 1 | 34 | 8 | 1 | 1 | 23 | 3 |
| Canada (French) ² | 10 | 1 | 1 | 1 | 1 | 1 | 1 | 9 | 4 | 1 | 1 | 5 | 1 |
| Germany..... | 1,816 | 321 | 180 | 29 | 11 | 100 | 1 | 1,495 | 561 | 31 | 32 | 750 | 71 |
| Great Britain..... | 857 | 235 | 123 | 26 | 18 | 87 | 1 | 622 | 231 | 81 | 12 | 303 | 44 |
| Ireland..... | 1,450 | 410 | 206 | 58 | 20 | 124 | 2 | 1,040 | 397 | 46 | 19 | 532 | 46 |
| Italy..... | 113 | 4 | 1 | 1 | 1 | 2 | 1 | 109 | 17 | 3 | 3 | 82 | 7 |
| Poland..... | 49 | 2 | 1 | 1 | 1 | 1 | 1 | 47 | 5 | 3 | 2 | 36 | 3 |
| Russia..... | 145 | 5 | 1 | 1 | 1 | 1 | 1 | 143 | 25 | 6 | 2 | 102 | 5 |
| Scandinavia ³ | 98 | 13 | 5 | 3 | 1 | 5 | 1 | 85 | 18 | 3 | 1 | 60 | 3 |
| Other countries..... | 314 | 71 | 31 | 8 | 4 | 27 | 1 | 243 | 54 | 2 | 7 | 157 | 23 |
| Mixed foreign parentage..... | 211 | 38 | 20 | 6 | 2 | 10 | 1 | 173 | 48 | 10 | 2 | 97 | 16 |
| South Dakota..... | 77,039 | 49,414 | 22,061 | 14,135 | 1,544 | 11,306 | 368 | 27,625 | 10,423 | 2,955 | 864 | 11,033 | 2,350 |
| United States (or unknown)..... | 24,843 | 12,920 | 5,493 | 3,116 | 382 | 3,777 | 152 | 11,923 | 4,050 | 1,237 | 353 | 5,259 | 1,024 |
| Austria-Hungary ¹ | 1,706 | 1,312 | 779 | 306 | 64 | 160 | 3 | 394 | 182 | 40 | 11 | 125 | 36 |
| Canada (English) ² | 2,078 | 1,154 | 479 | 292 | 43 | 323 | 12 | 924 | 292 | 108 | 37 | 403 | 84 |
| Canada (French) ² | 799 | 494 | 205 | 136 | 13 | 139 | 1 | 305 | 126 | 34 | 4 | 124 | 17 |
| Germany..... | 12,915 | 9,414 | 4,013 | 2,340 | 289 | 2,228 | 44 | 3,501 | 1,505 | 365 | 94 | 1,269 | 268 |
| Great Britain..... | 5,567 | 3,070 | 1,400 | 866 | 89 | 687 | 28 | 2,497 | 1,047 | 247 | 66 | 984 | 153 |
| Ireland..... | 4,889 | 2,945 | 1,322 | 906 | 102 | 589 | 26 | 1,944 | 804 | 195 | 51 | 756 | 138 |
| Italy..... | 128 | 24 | 9 | 10 | 3 | 5 | 1 | 104 | 52 | 8 | 3 | 39 | 2 |
| Poland..... | 208 | 174 | 68 | 56 | 39 | 11 | 1 | 84 | 11 | 4 | 2 | 12 | 5 |
| Russia..... | 3,518 | 3,055 | 1,677 | 846 | 60 | 432 | 40 | 763 | 336 | 49 | 11 | 215 | 152 |
| Scandinavia ³ | 15,730 | 12,026 | 5,459 | 3,982 | 359 | 2,185 | 41 | 3,704 | 1,434 | 518 | 169 | 1,243 | 345 |
| Other countries..... | 2,103 | 1,492 | 563 | 394 | 67 | 456 | 12 | 611 | 230 | 56 | 31 | 237 | 57 |
| Mixed foreign parentage..... | 2,255 | 1,334 | 594 | 385 | 37 | 309 | 9 | 921 | 354 | 99 | 32 | 367 | 69 |
| Tennessee..... | 302,539 | 190,504 | 105,275 | 12,872 | 4,760 | 66,519 | 1,078 | 112,035 | 26,340 | 4,444 | 4,454 | 69,608 | 7,189 |
| United States (or unknown)..... | 286,636 | 186,745 | 102,925 | 12,524 | 4,642 | 65,590 | 1,064 | 99,391 | 22,381 | 3,847 | 3,999 | 63,076 | 6,588 |
| Austria-Hungary ¹ | 232 | 16 | 8 | 4 | 1 | 4 | 1 | 216 | 44 | 8 | 13 | 138 | 13 |
| Canada (English) ² | 323 | 90 | 49 | 15 | 1 | 22 | 3 | 233 | 67 | 13 | 7 | 132 | 14 |
| Canada (French) ² | 64 | 21 | 17 | 1 | 1 | 2 | 1 | 43 | 9 | 4 | 2 | 26 | 2 |
| Germany..... | 4,568 | 997 | 636 | 90 | 29 | 241 | 1 | 3,571 | 1,184 | 185 | 139 | 1,902 | 161 |
| Great Britain..... | 2,980 | 755 | 483 | 66 | 28 | 174 | 4 | 2,225 | 721 | 134 | 81 | 1,199 | 90 |
| Ireland..... | 4,443 | 1,048 | 650 | 65 | 41 | 287 | 5 | 3,395 | 1,326 | 154 | 124 | 1,650 | 141 |
| Italy..... | 507 | 92 | 35 | 1 | 4 | 52 | 2 | 415 | 30 | 7 | 14 | 250 | 64 |
| Poland..... | 131 | 5 | 3 | 1 | 1 | 2 | 1 | 126 | 23 | 6 | 2 | 88 | 7 |
| Russia..... | 307 | 13 | 8 | 2 | 1 | 3 | 1 | 294 | 19 | 2 | 4 | 250 | 19 |
| Scandinavia ³ | 316 | 120 | 86 | 15 | 3 | 16 | 1 | 196 | 52 | 10 | 14 | 116 | 4 |
| Other countries..... | 1,361 | 476 | 299 | 78 | 9 | 89 | 1 | 885 | 268 | 45 | 34 | 492 | 46 |
| Mixed foreign parentage..... | 671 | 126 | 76 | 11 | 2 | 37 | 1 | 545 | 166 | 29 | 21 | 289 | 40 |
| Texas..... | 462,339 | 277,117 | 112,297 | 32,560 | 6,944 | 124,006 | 1,310 | 185,222 | 60,598 | 9,672 | 6,489 | 95,232 | 13,236 |
| United States (or unknown)..... | 355,217 | 231,239 | 92,138 | 25,755 | 5,646 | 106,592 | 1,108 | 123,978 | 41,976 | 7,330 | 4,062 | 62,537 | 8,073 |
| Austria-Hungary ¹ | 7,186 | 5,863 | 1,389 | 933 | 51 | 2,963 | 22 | 1,823 | 438 | 53 | 45 | 660 | 127 |
| Canada (English) ² | 333 | 269 | 124 | 51 | 6 | 88 | 1 | 714 | 225 | 49 | 22 | 382 | 36 |
| Canada (French) ² | 247 | 84 | 44 | 14 | 1 | 25 | 1 | 163 | 46 | 10 | 4 | 100 | 3 |
| Germany..... | 38,432 | 22,384 | 11,055 | 4,043 | 680 | 6,531 | 75 | 16,098 | 7,160 | 970 | 773 | 6,501 | 694 |
| Great Britain..... | 8,791 | 3,236 | 1,732 | 396 | 109 | 987 | 12 | 5,555 | 2,074 | 379 | 151 | 2,637 | 264 |
| Ireland..... | 7,568 | 2,524 | 1,349 | 260 | 106 | 799 | 10 | 5,044 | 1,851 | 262 | 170 | 2,489 | 272 |
| Italy..... | 1,504 | 463 | 105 | 62 | 1 | 238 | 2 | 1,036 | 231 | 29 | 13 | 707 | 56 |
| Poland..... | 1,612 | 1,073 | 415 | 127 | 22 | 506 | 3 | 639 | 218 | 22 | 12 | 261 | 26 |
| Russia..... | 1,310 | 190 | 29 | 62 | 8 | 90 | 1 | 620 | 144 | 28 | 7 | 411 | 30 |
| Scandinavia ³ | 3,221 | 1,765 | 744 | 437 | 17 | 563 | 4 | 1,456 | 519 | 120 | 56 | 702 | 59 |
| Other countries..... | 33,497 | 7,064 | 2,207 | 279 | 258 | 4,252 | 68 | 26,433 | 4,916 | 274 | 1,100 | 16,672 | 3,471 |
| Mixed foreign parentage..... | 3,221 | 953 | 466 | 136 | 39 | 312 | 5 | 2,263 | 795 | 146 | 74 | 1,123 | 125 |
| Utah..... | 54,296 | 19,188 | 15,197 | 1,931 | 424 | 1,565 | 71 | 35,108 | 15,633 | 2,359 | 646 | 15,255 | 1,215 |
| United States (or unknown)..... | 14,330 | 4,955 | 3,784 | 504 | 128 | 505 | 34 | 9,425 | 3,460 | 554 | 140 | 4,844 | 427 |
| Austria-Hungary ¹ | 106 | 12 | 10 | 1 | 1 | 1 | 1 | 94 | 38 | 4 | 2 | 49 | 1 |
| Canada (English) ² | 767 | 295 | 239 | 29 | 1 | 25 | 1 | 472 | 197 | 28 | 7 | 219 | 21 |
| Canada (French) ² | 157 | 65 | 55 | 7 | 2 | 1 | 1 | 92 | 32 | 8 | 1 | 50 | 1 |
| Germany..... | 1,694 | 287 | 197 | 37 | 3 | 50 | 1 | 1,407 | 477 | 90 | 11 | 793 | 36 |
| Great Britain..... | 20,924 | 7,794 | 6,228 | 756 | 200 | 584 | 26 | 13,130 | 6,394 | 900 | 321 | 5,121 | 394 |
| Ireland..... | 1,435 | 210 | 167 | 20 | 4 | 19 | 1 | 1,275 | 508 | 59 | 12 | 653 | 43 |
| Italy..... | 316 | 45 | 36 | 8 | 1 | 1 | 1 | 271 | 116 | 10 | 7 | 124 | 14 |
| Poland..... | 29 | 1 | 1 | 1 | 1 | 1 | 1 | 28 | 6 | 1 | 1 | 18 | 1 |
| Russia..... | 54 | 3 | 3 | 1 | 1 | 1 | 1 | 51 | 9 | 2 | 2 | 38 | 2 |
| Scandinavia ³ | 10,149 | 4,097 | 3,346 | 458 | 47 | 239 | 7 | 6,052 | 3,166 | 504 | 112 | 2,090 | 180 |
| Other countries..... | 1,372 | 408 | 326 | 26 | 13 | 40 | 3 | 964 | 426 | 60 | 12 | 436 | 30 |
| Mixed foreign parentage..... | 2,863 | 1,016 | 806 | 84 | 26 | 100 | 1 | 1,847 | 304 | 136 | 19 | 822 | 66 |

¹ Includes Bohemia.

² Includes Newfoundland.

³ Norway, Sweden, and Denmark.

STATISTICS OF POPULATION.

TABLE 114.—WHITE PERSONS OWNING AND HIRING THEIR HOMES, DISTRIBUTED ACCORDING TO PARENTAGE, BY STATES AND TERRITORIES: 1900—Continued.

| STATES, TERRITORIES, AND COUNTRIES. | Total private families. | FARM HOMES. | | | | | | OTHER HOMES. | | | | | |
|-------------------------------------|-------------------------|-------------|--------|-------------|-----------|--------|-----------|--------------|--------|-------------|-----------|---------|-----------|
| | | Total. | Owned. | | | Hired. | Un-known. | Total. | Owned. | | | Hired. | Un-known. |
| | | | Free. | Encumbered. | Un-known. | | | | Free. | Encumbered. | Un-known. | | |
| Vermont | 80,388 | 32,724 | 14,145 | 12,489 | 608 | 5,335 | 147 | 47,664 | 12,542 | 7,150 | 767 | 25,568 | 1,637 |
| United States (or unknown) | 52,747 | 24,700 | 11,446 | 8,972 | 497 | 3,672 | 113 | 28,047 | 8,506 | 4,087 | 552 | 13,850 | 1,052 |
| Austria-Hungary ¹ | 82 | 10 | 4 | 6 | — | — | — | 72 | 9 | 8 | — | 50 | 5 |
| Canada (English) ² | 3,911 | 1,521 | 466 | 666 | 27 | 353 | 9 | 2,390 | 423 | 345 | 34 | 1,498 | 90 |
| Canada (French) ² | 9,448 | 2,428 | 632 | 1,032 | 28 | 675 | 11 | 7,020 | 1,277 | 1,129 | 75 | 4,328 | 211 |
| Germany | 496 | 116 | 41 | 49 | 1 | 25 | — | 380 | 76 | 74 | 8 | 208 | 14 |
| Great Britain | 3,940 | 1,205 | 519 | 483 | 21 | 178 | 5 | 2,734 | 519 | 494 | 29 | 1,669 | 83 |
| Ireland | 6,979 | 2,109 | 858 | 947 | 29 | 269 | 6 | 4,370 | 1,446 | 812 | 54 | 2,437 | 121 |
| Italy | 410 | 7 | 2 | 3 | — | — | — | 403 | 18 | 30 | 3 | 340 | 12 |
| Poland | 52 | 8 | — | — | — | — | — | 44 | 2 | — | — | 39 | 1 |
| Russia | 125 | 1 | 1 | — | — | — | — | 124 | 6 | 18 | — | 99 | 1 |
| Scandinavia ³ | 347 | 40 | — | 16 | — | 20 | — | 307 | 22 | 31 | 2 | 245 | 7 |
| Other countries | 373 | 103 | 23 | 50 | 1 | 29 | — | 270 | 38 | 27 | 3 | 191 | 11 |
| Mixed foreign parentage | 1,478 | 475 | 146 | 210 | 4 | 112 | 3 | 1,003 | 200 | 153 | 7 | 614 | 29 |
| Virginia | 232,060 | 123,680 | 73,547 | 11,146 | 3,643 | 34,674 | 620 | 108,430 | 26,024 | 6,329 | 3,584 | 66,406 | 6,087 |
| United States (or unknown) | 218,550 | 120,473 | 71,482 | 10,653 | 3,564 | 34,169 | 605 | 98,077 | 23,265 | 5,581 | 3,320 | 60,361 | 5,600 |
| Austria-Hungary ¹ | 313 | 126 | 78 | 31 | 5 | 11 | 1 | 187 | 21 | 2 | — | 156 | 8 |
| Canada (English) ² | 261 | 65 | 35 | 14 | 2 | 14 | — | 196 | 46 | 15 | 3 | 116 | 16 |
| Canada (French) ² | 54 | 16 | 6 | 5 | — | 5 | — | 38 | 6 | 1 | — | 29 | 1 |
| Germany | 3,848 | 895 | 593 | 151 | 21 | 126 | 4 | 2,953 | 388 | 238 | 79 | 1,609 | 139 |
| Great Britain | 3,471 | 1,023 | 687 | 130 | 19 | 182 | 5 | 2,448 | 615 | 221 | 60 | 1,450 | 102 |
| Ireland | 3,172 | 613 | 418 | 72 | 23 | 97 | 3 | 2,559 | 334 | 201 | 36 | 1,317 | 121 |
| Italy | 361 | 27 | 13 | 6 | — | 7 | 1 | 334 | 44 | 7 | 5 | 256 | 22 |
| Poland | 65 | 1 | — | — | — | 1 | — | 64 | 8 | — | — | 51 | 1 |
| Russia | 453 | 19 | 15 | 2 | — | 2 | — | 434 | 31 | 18 | 8 | 369 | 8 |
| Scandinavia ³ | 204 | 64 | 35 | 17 | 3 | 9 | — | 140 | 35 | 17 | 3 | 79 | 6 |
| Other countries | 718 | 180 | 106 | 40 | 3 | 31 | — | 538 | 127 | 37 | 13 | 332 | 29 |
| Mixed foreign parentage | 590 | 123 | 79 | 25 | 3 | 20 | 1 | 462 | 104 | 37 | 6 | 281 | 34 |
| Washington | 103,767 | 32,588 | 20,557 | 5,984 | 361 | 5,466 | 220 | 71,179 | 22,124 | 4,401 | 1,547 | 38,771 | 4,336 |
| United States (or unknown) | 51,581 | 16,823 | 9,937 | 3,180 | 137 | 3,411 | 108 | 34,708 | 10,062 | 2,239 | 802 | 19,356 | 2,249 |
| Austria-Hungary ¹ | 1,054 | 339 | 273 | 43 | 5 | 16 | 2 | 715 | 253 | 53 | 8 | 374 | 47 |
| Canada (English) ² | 4,217 | 958 | 584 | 175 | 15 | 180 | 4 | 3,259 | 986 | 192 | 66 | 1,370 | 135 |
| Canada (French) ² | 866 | 247 | 152 | 45 | 1 | 46 | 3 | 619 | 133 | 39 | 9 | 355 | 33 |
| Germany | 10,781 | 4,009 | 2,692 | 751 | 46 | 497 | 23 | 6,772 | 2,384 | 446 | 167 | 3,456 | 339 |
| Great Britain | 10,867 | 2,826 | 1,832 | 527 | 30 | 417 | 20 | 8,041 | 2,552 | 453 | 152 | 4,431 | 423 |
| Ireland | 6,437 | 1,758 | 1,207 | 316 | 19 | 203 | 13 | 4,679 | 1,551 | 243 | 38 | 2,510 | 257 |
| Italy | 515 | 67 | 44 | 6 | 1 | 14 | 2 | 448 | 152 | 3 | 4 | 249 | 35 |
| Poland | 198 | 50 | 35 | 5 | 1 | 9 | — | 148 | 48 | 5 | 1 | 86 | 8 |
| Russia | 740 | 350 | 245 | 55 | 3 | 46 | — | 390 | 99 | 15 | 6 | 247 | 23 |
| Scandinavia ³ | 9,784 | 3,140 | 2,211 | 530 | 36 | 330 | 33 | 6,644 | 2,487 | 425 | 158 | 3,160 | 414 |
| Other countries | 3,066 | 1,127 | 758 | 190 | 8 | 163 | 8 | 1,939 | 597 | 102 | 40 | 1,075 | 125 |
| Mixed foreign parentage | 3,711 | 894 | 587 | 161 | 9 | 134 | 3 | 2,817 | 830 | 181 | 46 | 1,602 | 158 |
| West Virginia | 175,507 | 93,621 | 58,155 | 9,668 | 2,633 | 22,696 | 549 | 31,836 | 13,433 | 4,830 | 2,346 | 52,152 | 3,625 |
| United States (or unknown) | 156,028 | 88,880 | 54,851 | 9,020 | 2,549 | 21,932 | 528 | 67,148 | 14,216 | 3,633 | 2,519 | 43,655 | 3,125 |
| Austria-Hungary ¹ | 375 | 22 | 17 | 1 | 1 | 3 | — | 353 | 20 | 10 | 2 | 306 | 15 |
| Canada (English) ² | 238 | 51 | 31 | 4 | 1 | 15 | — | 187 | 29 | 7 | 4 | 137 | 10 |
| Canada (French) ² | 89 | 4 | 2 | — | — | — | — | 35 | 8 | — | — | 24 | 2 |
| Germany | 7,749 | 1,845 | 1,226 | 254 | 39 | 319 | 7 | 5,904 | 1,926 | 614 | 114 | 3,086 | 164 |
| Great Britain | 3,491 | 730 | 537 | 95 | 16 | 129 | 3 | 2,711 | 671 | 179 | 69 | 1,696 | 96 |
| Ireland | 5,210 | 1,492 | 1,112 | 125 | 35 | 213 | 7 | 3,718 | 1,251 | 267 | 93 | 1,969 | 138 |
| Italy | 467 | 28 | 13 | 3 | — | 12 | — | 439 | 28 | 5 | 4 | 371 | 31 |
| Poland | 189 | 2 | 2 | — | — | — | — | 137 | 16 | 14 | 1 | 104 | 2 |
| Russia | 173 | 1 | — | — | — | — | — | 177 | 12 | 12 | 1 | 146 | 6 |
| Scandinavia ³ | 31 | 8 | 3 | 1 | — | 4 | — | 67 | 15 | 6 | 1 | 45 | 1 |
| Other countries | 875 | 340 | 247 | 48 | 9 | 43 | 3 | 525 | 141 | 41 | 18 | 303 | 17 |
| Mixed foreign parentage | 637 | 152 | 108 | 15 | 3 | 26 | — | 485 | 100 | 42 | 20 | 305 | 18 |
| Wisconsin | 417,311 | 163,722 | 77,029 | 65,539 | 2,911 | 22,389 | 854 | 249,089 | 82,520 | 39,320 | 5,049 | 113,946 | 8,254 |
| United States (or unknown) | 84,548 | 31,037 | 14,130 | 10,249 | 612 | 5,317 | 229 | 53,511 | 18,573 | 5,971 | 1,235 | 25,452 | 2,230 |
| Austria-Hungary ¹ | 10,843 | 5,104 | 2,733 | 2,062 | 55 | 235 | 19 | 5,789 | 1,981 | 1,047 | 112 | 2,421 | 178 |
| Canada (English) ² | 3,485 | 2,663 | 1,192 | 977 | 45 | 429 | 20 | 5,822 | 1,850 | 616 | 121 | 2,983 | 252 |
| Canada (French) ² | 5,985 | 2,009 | 943 | 825 | 34 | 196 | 11 | 3,976 | 1,370 | 456 | 85 | 1,941 | 124 |
| Germany | 161,913 | 64,044 | 28,088 | 26,650 | 1,046 | 7,982 | 278 | 97,869 | 31,234 | 19,279 | 1,581 | 43,253 | 2,522 |
| Great Britain | 28,535 | 11,289 | 5,208 | 3,602 | 234 | 2,190 | 55 | 17,246 | 6,791 | 1,994 | 364 | 7,500 | 597 |
| Ireland | 29,585 | 12,162 | 6,327 | 4,296 | 200 | 1,288 | 51 | 17,423 | 6,754 | 1,938 | 409 | 7,727 | 595 |
| Italy | 592 | 99 | 72 | 21 | 2 | 4 | — | 493 | 91 | 13 | 46 | 327 | 16 |
| Poland | 12,976 | 3,736 | 1,245 | 2,285 | 38 | 206 | 12 | 9,190 | 1,652 | 2,520 | 122 | 4,705 | 191 |
| Russia | 1,216 | 148 | 63 | 67 | 8 | 9 | 1 | 1,068 | 143 | 87 | 15 | 800 | 23 |
| Scandinavia ³ | 48,613 | 26,329 | 12,597 | 10,620 | 457 | 2,519 | 136 | 22,239 | 7,363 | 3,542 | 648 | 9,786 | 950 |
| Other countries | 14,971 | 6,703 | 2,996 | 2,623 | 125 | 933 | 26 | 8,268 | 2,858 | 1,097 | 163 | 3,306 | 344 |
| Mixed foreign parentage | 9,544 | 3,349 | 1,435 | 1,262 | 55 | 581 | 16 | 6,195 | 1,860 | 797 | 98 | 3,245 | 232 |
| Wyoming | 17,986 | 5,652 | 3,373 | 566 | 401 | 712 | 98 | 12,284 | 3,385 | 505 | 415 | 6,527 | 1,452 |
| United States (or unknown) | 9,127 | 3,159 | 2,116 | 322 | 179 | 486 | 56 | 5,968 | 1,422 | 262 | 217 | 3,203 | 364 |
| Austria-Hungary ¹ | 263 | 26 | 17 | 2 | 1 | 3 | — | 237 | 72 | 3 | — | 149 | 11 |
| Canada (English) ² | 411 | 136 | 103 | 12 | 7 | 10 | 4 | 275 | 81 | 7 | — | 143 | 3 |
| Canada (French) ² | 83 | 37 | 27 | 6 | — | 4 | — | 46 | 17 | 1 | — | 21 | 3 |
| Germany | 1,479 | 456 | 335 | 51 | 18 | 47 | 5 | 1,023 | 336 | 54 | 25 | 503 | 105 |
| Great Britain | 2,747 | 835 | 561 | 76 | 112 | 69 | 17 | 1,912 | 603 | 66 | 76 | 993 | 169 |
| Ireland | 1,260 | 275 | 205 | 30 | 9 | 27 | 4 | 935 | 312 | 41 | 15 | 519 | 98 |
| Italy | 125 | 12 | 9 | — | — | 3 | — | 113 | 113 | — | — | 71 | — |
| Poland | 26 | 1 | — | — | — | — | — | 25 | 8 | — | — | 16 | 4 |
| Russia | 19 | 3 | — | — | — | 1 | — | 16 | 2 | — | — | 12 | 2 |
| Scandinavia ³ | 1,147 | 400 | 278 | 32 | 46 | 41 | 3 | 747 | 236 | 30 | 27 | 368 | 86 |
| Other countries | 585 | 121 | 83 | 13 | 15 | 9 | 1 | 464 | 130 | 10 | 19 | 269 | 36 |
| Mixed foreign parentage | 664 | 191 | 133 | 22 | 14 | 12 | 5 | 473 | 131 | 17 | 23 | 250 | 52 |

¹ Includes Bohemia.

² Includes Newfoundland.

³ Norway, Sweden, and Denmark.

PROPRIETORSHIP OF HOMES.

TABLE 115.—WHITE PERSONS OWNING AND HIRING THEIR HOMES, DISTRIBUTED ACCORDING TO PARENTAGE, FOR CITIES HAVING 100,000 INHABITANTS OR MORE: 1900.

[This presentation is limited to private families and gives, for white persons only, the number of persons of native parentage, indicated by the term "United States (or unknown)", and the number of persons having either one or both parents born in each of the specified foreign countries; the term "other countries" includes all foreign countries not specifically named in this table, while the designation "mixed foreign parentage" comprehends all persons whose parents are both foreign born but of different nationalities, as father born in Ireland and mother born in England, father born in England and mother born in Ireland, father born in Germany and mother born in France, and so on.]

| CITIES AND COUNTRIES. | ALL HOMES. | | | | | CITIES AND COUNTRIES. | ALL HOMES. | | | | | | |
|-------------------------------|------------|--------|-------------|-----------|---------|-----------------------|-------------------------------|--------|--------|-------------|-----------|--------|-----------|
| | Total. | Owned. | | | Hired. | | Un-known. | Total. | Owned. | | | Hired. | Un-known. |
| | | Free. | Encumbered. | Un-known. | | | | | Free. | Encumbered. | Un-known. | | |
| Allegheny, Pa..... | 25,430 | 3,969 | 2,277 | 144 | 18,406 | 634 | Cincinnati, Ohio..... | 69,584 | 9,644 | 4,800 | 249 | 52,762 | 2,079 |
| United States (or unknown) | 7,242 | 758 | 418 | 27 | 5,835 | 204 | United States (or unknown) | 15,784 | 1,433 | 837 | 75 | 12,790 | 649 |
| Austria-Hungary ¹ | 1,165 | 92 | 74 | 2 | 961 | 36 | Austria-Hungary ¹ | 409 | 33 | 22 | 2 | 13,933 | 19 |
| Canada (English) ² | 57 | 2 | 1 | | 54 | 2 | Canada (English) ² | 229 | 16 | 8 | 1 | 197 | 7 |
| Canada (French) ² | 11 | 2 | | | 9 | | Canada (French) ² | 46 | 4 | 2 | | 38 | 2 |
| Germany | 9,408 | 1,899 | 1,102 | 71 | 6,135 | 201 | Germany | 37,830 | 6,115 | 2,923 | 121 | 27,768 | 908 |
| Great Britain | 2,079 | 299 | 185 | 11 | 1,543 | 41 | Great Britain | 2,817 | 447 | 204 | 11 | 2,055 | 100 |
| Ireland | 3,836 | 716 | 373 | 23 | 2,684 | 90 | Ireland | 8,196 | 1,201 | 556 | 24 | 6,144 | 271 |
| Italy | 187 | 5 | 3 | | 187 | 12 | Italy | 448 | 21 | 14 | 4 | 392 | 17 |
| Poland | 164 | 4 | | | 151 | 9 | Poland | 198 | 9 | 7 | | 174 | 3 |
| Russia | 116 | 3 | 3 | 1 | 105 | 4 | Russia | 682 | 15 | 16 | 2 | 631 | 18 |
| Scandinavia ³ | 54 | 5 | 6 | 1 | 39 | 3 | Scandinavia ³ | 73 | 14 | 6 | | 52 | 1 |
| Other countries | 609 | 118 | 56 | 4 | 418 | 13 | Other countries | 1,457 | 190 | 104 | 5 | 1,115 | 43 |
| Mixed foreign parentage | 502 | 68 | 56 | 4 | 355 | 19 | Mixed foreign parentage | 1,370 | 146 | 101 | 4 | 1,073 | 46 |
| Baltimore, Md..... | 86,973 | 18,755 | 6,726 | 706 | 55,127 | 5,659 | Cleveland, Ohio..... | 78,566 | 16,178 | 12,173 | 649 | 47,629 | 1,937 |
| United States (or unknown) | 38,449 | 6,745 | 2,360 | 294 | 26,344 | 2,706 | United States (or unknown) | 15,663 | 2,400 | 1,778 | 161 | 10,300 | 524 |
| Austria-Hungary ¹ | 1,555 | 449 | 304 | 3 | 680 | 119 | Austria-Hungary ¹ | 10,152 | 2,398 | 1,921 | 92 | 5,488 | 253 |
| Canada (English) ² | 124 | 19 | 6 | | 88 | 11 | Canada (English) ² | 1,230 | 137 | 134 | 8 | 920 | 31 |
| Canada (French) ² | 33 | 3 | 3 | | 25 | 2 | Canada (French) ² | 289 | 23 | 29 | 1 | 230 | 6 |
| Germany | 29,041 | 8,278 | 2,847 | 288 | 15,974 | 1,654 | Germany | 24,947 | 6,392 | 4,584 | 206 | 13,222 | 543 |
| Great Britain | 2,774 | 582 | 185 | 16 | 1,841 | 150 | Great Britain | 8,592 | 1,725 | 1,212 | 62 | 5,389 | 204 |
| Ireland | 8,073 | 2,036 | 600 | 74 | 4,884 | 479 | Ireland | 8,651 | 1,987 | 1,081 | 72 | 5,366 | 195 |
| Italy | 741 | 60 | 13 | 6 | 604 | 58 | Italy | 824 | 32 | 125 | 1 | 641 | 25 |
| Poland | 904 | 40 | 40 | 7 | 760 | 57 | Poland | 2,840 | 325 | 653 | 4 | 1,825 | 33 |
| Russia | 3,340 | 125 | 210 | 10 | 2,694 | 301 | Russia | 1,064 | 51 | 100 | 7 | 881 | 25 |
| Scandinavia ³ | 265 | 52 | 38 | 1 | 157 | 17 | Scandinavia ³ | 593 | 65 | 100 | 2 | 416 | 10 |
| Other countries | 702 | 149 | 45 | 3 | 459 | 46 | Other countries | 1,712 | 351 | 255 | 17 | 1,050 | 39 |
| Mixed foreign parentage | 972 | 217 | 75 | 4 | 617 | 59 | Mixed foreign parentage | 2,009 | 292 | 251 | 16 | 1,401 | 49 |
| Boston, Mass..... | 111,768 | 9,906 | 10,346 | 357 | 86,475 | 4,684 | Columbus, Ohio..... | 25,215 | 4,336 | 3,053 | 486 | 16,429 | 961 |
| United States (or unknown) | 29,151 | 3,843 | 3,124 | 132 | 20,080 | 1,972 | United States (or unknown) | 14,209 | 1,732 | 1,473 | 350 | 10,163 | 491 |
| Austria-Hungary ¹ | 535 | 28 | 47 | 1 | 446 | 13 | Austria-Hungary ¹ | 68 | 7 | 9 | 3 | 40 | 4 |
| Canada (English) ² | 9,460 | 320 | 602 | 12 | 8,171 | 355 | Canada (English) ² | 116 | 14 | 7 | 1 | 89 | 5 |
| Canada (French) ² | 820 | 19 | 25 | | 742 | 34 | Canada (French) ² | 85 | 6 | 2 | | 26 | 1 |
| Germany | 6,247 | 719 | 943 | 26 | 4,373 | 186 | Germany | 5,877 | 1,615 | 880 | 51 | 3,075 | 256 |
| Great Britain | 8,098 | 551 | 715 | 22 | 6,536 | 274 | Great Britain | 1,745 | 350 | 236 | 13 | 1,054 | 92 |
| Ireland | 39,174 | 3,827 | 3,613 | 124 | 30,333 | 1,227 | Ireland | 2,159 | 440 | 312 | 14 | 1,332 | 61 |
| Italy | 4,228 | 99 | 144 | 14 | 3,795 | 176 | Italy | 123 | 13 | 12 | | 97 | 6 |
| Poland | 1,225 | 31 | 105 | 4 | 1,049 | 36 | Poland | 15 | 5 | 1 | | 9 | |
| Russia | 4,283 | 49 | 315 | 3 | 3,802 | 114 | Russia | 103 | 13 | 9 | | 68 | 13 |
| Scandinavia ³ | 2,333 | 83 | 205 | 5 | 1,964 | 76 | Scandinavia ³ | 38 | 6 | 3 | | 28 | 1 |
| Other countries | 2,034 | 110 | 166 | 6 | 1,666 | 36 | Other countries | 366 | 75 | 57 | 1 | 219 | 14 |
| Mixed foreign parentage | 4,180 | 227 | 342 | 8 | 3,468 | 135 | Mixed foreign parentage | 361 | 60 | 52 | 3 | 229 | 17 |
| Buffalo, N. Y..... | 71,982 | 10,952 | 11,826 | 359 | 46,895 | 1,950 | Denver, Colo..... | 28,972 | 4,919 | 3,073 | 151 | 20,340 | 489 |
| United States (or unknown) | 13,265 | 1,471 | 1,928 | 70 | 9,222 | 514 | United States (or unknown) | 13,945 | 1,928 | 1,396 | 62 | 10,295 | 264 |
| Austria-Hungary ¹ | 420 | 32 | 40 | | 336 | 12 | Austria-Hungary ¹ | 258 | 48 | 23 | 3 | 180 | 4 |
| Canada (English) ² | 2,133 | 125 | 193 | 7 | 1,732 | 76 | Canada (English) ² | 583 | 89 | 60 | 2 | 423 | 9 |
| Canada (French) ² | 249 | 23 | 36 | 1 | 180 | 9 | Canada (French) ² | 144 | 17 | 13 | | 113 | 1 |
| Germany | 23,839 | 5,877 | 6,154 | 181 | 16,049 | 578 | Germany | 3,986 | 826 | 439 | 31 | 2,580 | 60 |
| Great Britain | 5,991 | 738 | 909 | 30 | 4,124 | 190 | Great Britain | 3,256 | 618 | 388 | 11 | 2,192 | 47 |
| Ireland | 8,837 | 1,724 | 1,187 | 38 | 5,627 | 261 | Ireland | 2,844 | 636 | 327 | 14 | 1,829 | 39 |
| Italy | 1,759 | 32 | 61 | 1 | 1,617 | 48 | Italy | 435 | 116 | 37 | 11 | 255 | 16 |
| Poland | 5,490 | 285 | 588 | 9 | 4,483 | 125 | Poland | 105 | 20 | 17 | 1 | 67 | |
| Russia | 500 | 16 | 55 | 1 | 418 | 10 | Russia | 460 | 61 | 46 | 1 | 347 | 5 |
| Scandinavia ³ | 438 | 37 | 69 | 3 | 316 | 13 | Scandinavia ³ | 1,537 | 297 | 195 | 8 | 1,012 | 25 |
| Other countries | 1,526 | 304 | 270 | 10 | 896 | 46 | Other countries | 572 | 121 | 45 | 1 | 400 | 5 |
| Mixed foreign parentage | 2,485 | 288 | 336 | 8 | 1,785 | 68 | Mixed foreign parentage | 897 | 143 | 87 | 6 | 647 | 14 |
| Chicago, Ill..... | 346,775 | 39,080 | 43,555 | 3,436 | 252,065 | 8,639 | Detroit, Mich..... | 58,863 | 12,295 | 9,106 | 983 | 34,425 | 2,054 |
| United States (or unknown) | 61,903 | 5,552 | 4,836 | 445 | 48,854 | 2,216 | United States (or unknown) | 10,768 | 1,727 | 1,162 | 147 | 7,201 | 531 |
| Austria-Hungary ¹ | 21,037 | 2,108 | 3,431 | 159 | 14,967 | 372 | Austria-Hungary ¹ | 569 | 165 | 124 | 3 | 263 | 14 |
| Canada (English) ² | 5,494 | 400 | 442 | 44 | 4,460 | 148 | Canada (English) ² | 3,301 | 237 | 315 | 37 | 2,511 | 151 |
| Canada (French) ² | 2,239 | 175 | 232 | 16 | 1,764 | 52 | Canada (French) ² | 1,413 | 202 | 129 | 23 | 1,014 | 45 |
| Germany | 97,767 | 14,635 | 15,739 | 1,148 | 64,324 | 1,923 | Germany | 19,242 | 5,269 | 3,754 | 505 | 9,149 | 565 |
| Great Britain | 24,201 | 2,914 | 2,604 | 248 | 17,806 | 629 | Great Britain | 6,901 | 1,297 | 901 | 102 | 4,381 | 220 |
| Ireland | 48,879 | 7,476 | 5,541 | 807 | 33,744 | 1,311 | Ireland | 6,116 | 1,573 | 808 | 90 | 3,437 | 208 |
| Italy | 5,493 | 185 | 229 | 22 | 4,936 | 121 | Italy | 340 | 46 | 12 | 2 | 251 | 29 |
| Poland | 20,461 | 1,149 | 2,523 | 119 | 16,193 | 477 | Poland | 5,032 | 885 | 1,323 | 17 | 2,723 | 84 |
| Russia | 7,467 | 183 | 300 | 26 | 6,739 | 219 | Russia | 513 | 47 | 34 | 6 | 409 | 22 |
| Scandinavia ³ | 34,403 | 2,541 | 5,788 | 212 | 25,096 | 766 | Scandinavia ³ | 228 | 26 | 38 | 2 | 149 | 13 |
| Other countries | 8,833 | 987 | 1,039 | 134 | 6,497 | 176 | Other countries | 1,459 | 345 | 177 | 30 | 859 | 48 |
| Mixed foreign parentage | 8,598 | 775 | 851 | 58 | 6,635 | 229 | Mixed foreign parentage | 2,976 | 426 | 329 | 19 | 2,073 | 124 |

¹Includes Bohemia.

²Includes Newfoundland.

³Norway, Sweden, and Denmark.

STATISTICS OF POPULATION.

TABLE 115.—WHITE PERSONS OWNING AND HIRING THEIR HOMES, DISTRIBUTED ACCORDING TO PARENTAGE, FOR CITIES HAVING 100,000 INHABITANTS OR MORE: 1900—Continued.

| CITIES AND COUNTRIES. | ALL HOMES. | | | | | CITIES AND COUNTRIES. | ALL HOMES. | | | | | | |
|-------------------------------|------------|--------|--------------|-----------|--------|-----------------------|-------------------------------|--------|--------|--------------|-----------|--------|-----------|
| | Total. | Owned. | | | Hired. | | Un-known. | Total. | Owned. | | | Hired. | Un-known. |
| | | Free. | Encum-bered. | Un-known. | | | | | Free. | Encum-bered. | Un-known. | | |
| Fall River, Mass..... | 20,768 | 1,471 | 2,092 | 88 | 16,617 | 500 | Louisville, Ky..... | 34,525 | 8,000 | 2,447 | 301 | 22,995 | 782 |
| United States (or unknown) | 2,837 | 525 | 290 | 29 | 1,924 | 69 | United States (or unknown) | 14,000 | 2,143 | 759 | 91 | 10,612 | 395 |
| Austria-Hungary ¹ | 89 | 9 | 2 | 0 | 84 | 3 | Austria-Hungary ¹ | 90 | 11 | 10 | 0 | 68 | 1 |
| Canada (English) ² | 585 | 11 | 22 | 5 | 492 | 5 | Canada (English) ² | 71 | 12 | 5 | 2 | 48 | 6 |
| Canada (French) ² | 5,180 | 81 | 373 | 9 | 4,528 | 189 | Canada (French) ² | 19 | 5 | 2 | 0 | 12 | 0 |
| Germany | 124 | 8 | 10 | 0 | 102 | 4 | Germany | 13,228 | 3,974 | 1,160 | 165 | 7,712 | 215 |
| Great Britain | 4,923 | 377 | 666 | 22 | 3,775 | 88 | Great Britain | 1,077 | 278 | 97 | 7 | 870 | 25 |
| Ireland | 5,089 | 404 | 590 | 22 | 3,981 | 92 | Ireland | 3,881 | 1,145 | 278 | 23 | 2,279 | 83 |
| Italy | 90 | 3 | 4 | 0 | 80 | 3 | Italy | 180 | 22 | 4 | 2 | 147 | 5 |
| Poland | 104 | 0 | 0 | 0 | 95 | 6 | Poland | 193 | 11 | 3 | 1 | 174 | 4 |
| Russia | 801 | 3 | 43 | 0 | 247 | 8 | Russia | 226 | 9 | 6 | 0 | 206 | 5 |
| Scandinavia ³ | 61 | 13 | 8 | 0 | 47 | 3 | Scandinavia ³ | 62 | 14 | 6 | 1 | 41 | 1 |
| Other countries | 860 | 19 | 82 | 1 | 883 | 25 | Other countries | 929 | 243 | 78 | 7 | 581 | 20 |
| Mixed foreign parentage | 525 | 37 | 49 | 0 | 429 | 10 | Mixed foreign parentage | 621 | 138 | 40 | 4 | 427 | 17 |
| Indianapolis, Ind..... | 85,232 | 6,463 | 5,529 | 186 | 22,063 | 1,041 | Memphis, Tenn..... | 9,923 | 2,227 | 407 | 295 | 6,278 | 716 |
| United States (or unknown) | 20,565 | 2,651 | 2,846 | 64 | 14,803 | 701 | United States (or unknown) | 6,090 | 1,214 | 297 | 165 | 3,954 | 460 |
| Austria-Hungary ¹ | 162 | 17 | 12 | 0 | 128 | 5 | Austria-Hungary ¹ | 47 | 2 | 0 | 0 | 35 | 10 |
| Canada (English) ² | 147 | 21 | 23 | 0 | 99 | 4 | Canada (English) ² | 60 | 11 | 2 | 2 | 40 | 5 |
| Canada (French) ² | 42 | 10 | 4 | 0 | 26 | 2 | Canada (French) ² | 8 | 1 | 0 | 0 | 767 | 76 |
| Germany | 8,074 | 2,474 | 1,561 | 46 | 3,881 | 162 | Germany | 1,287 | 328 | 46 | 40 | 275 | 17 |
| Great Britain | 1,463 | 260 | 225 | 7 | 933 | 88 | Great Britain | 438 | 119 | 16 | 11 | 649 | 53 |
| Ireland | 3,242 | 769 | 623 | 15 | 1,758 | 77 | Ireland | 1,159 | 378 | 32 | 47 | 181 | 54 |
| Italy | 102 | 11 | 8 | 0 | 81 | 2 | Italy | 303 | 59 | 0 | 9 | 25 | 3 |
| Poland | 113 | 17 | 16 | 0 | 81 | 6 | Poland | 32 | 2 | 1 | 0 | 79 | 9 |
| Russia | 121 | 3 | 10 | 0 | 103 | 5 | Russia | 30 | 2 | 0 | 2 | 43 | 1 |
| Scandinavia ³ | 191 | 40 | 46 | 0 | 97 | 8 | Scandinavia ³ | 66 | 17 | 3 | 2 | 142 | 19 |
| Other countries | 502 | 110 | 79 | 2 | 300 | 11 | Other countries | 239 | 60 | 4 | 14 | 83 | 9 |
| Mixed foreign parentage | 508 | 80 | 76 | 2 | 330 | 20 | Mixed foreign parentage | 134 | 32 | 5 | 5 | 83 | 9 |
| Jersey City, N. J..... | 43,451 | 4,550 | 3,696 | 238 | 33,239 | 1,728 | Milwaukee, Wis..... | 58,664 | 9,586 | 11,275 | 136 | 37,255 | 462 |
| United States (or unknown) | 9,115 | 797 | 686 | 44 | 7,118 | 470 | United States (or unknown) | 5,105 | 694 | 876 | 15 | 3,980 | 100 |
| Austria-Hungary ¹ | 503 | 20 | 29 | 0 | 456 | 18 | Austria-Hungary ¹ | 1,680 | 273 | 335 | 1 | 1,062 | 9 |
| Canada (English) ² | 231 | 15 | 23 | 0 | 186 | 7 | Canada (English) ² | 393 | 45 | 24 | 1 | 319 | 4 |
| Canada (French) ² | 72 | 3 | 3 | 0 | 63 | 3 | Canada (French) ² | 140 | 6 | 9 | 1 | 122 | 2 |
| Germany | 11,424 | 1,583 | 1,417 | 78 | 7,961 | 385 | Germany | 34,742 | 6,194 | 7,515 | 76 | 20,762 | 195 |
| Great Britain | 3,726 | 452 | 375 | 19 | 2,748 | 132 | Great Britain | 2,501 | 441 | 274 | 3 | 1,752 | 26 |
| Ireland | 12,773 | 1,377 | 817 | 65 | 10,028 | 486 | Ireland | 3,317 | 668 | 368 | 20 | 2,294 | 27 |
| Italy | 1,276 | 87 | 46 | 12 | 1,116 | 65 | Italy | 194 | 1 | 2 | 0 | 159 | 2 |
| Poland | 1,002 | 5 | 24 | 1 | 946 | 26 | Poland | 6,558 | 775 | 1,871 | 11 | 3,837 | 64 |
| Russia | 598 | 15 | 25 | 0 | 550 | 23 | Russia | 66 | 6 | 27 | 0 | 321 | 2 |
| Scandinavia ³ | 727 | 42 | 73 | 6 | 576 | 30 | Scandinavia ³ | 1,329 | 129 | 174 | 1 | 1,018 | 8 |
| Other countries | 983 | 106 | 91 | 6 | 695 | 35 | Other countries | 1,256 | 228 | 179 | 1 | 838 | 10 |
| Mixed foreign parentage | 1,071 | 98 | 87 | 7 | 836 | 48 | Mixed foreign parentage | 1,093 | 136 | 121 | 2 | 821 | 13 |
| Kansas City, Mo..... | 31,202 | 4,329 | 3,641 | 158 | 22,702 | 372 | Minneapolis, Minn.... | 41,233 | 6,266 | 4,837 | 233 | 28,163 | 1,634 |
| United States (or unknown) | 18,960 | 2,134 | 2,095 | 80 | 14,401 | 250 | United States (or unknown) | 12,081 | 1,824 | 1,355 | 129 | 8,200 | 573 |
| Austria-Hungary ¹ | 227 | 61 | 28 | 1 | 155 | 2 | Austria-Hungary ¹ | 748 | 214 | 91 | 1 | 414 | 28 |
| Canada (English) ² | 354 | 42 | 41 | 1 | 270 | 0 | Canada (English) ² | 1,408 | 183 | 143 | 7 | 1,001 | 69 |
| Canada (French) ² | 92 | 9 | 7 | 0 | 76 | 0 | Canada (French) ² | 380 | 113 | 101 | 2 | 638 | 26 |
| Germany | 3,822 | 763 | 557 | 30 | 2,482 | 40 | Germany | 5,153 | 1,041 | 704 | 40 | 3,208 | 165 |
| Great Britain | 1,932 | 291 | 262 | 9 | 1,412 | 8 | Great Britain | 2,732 | 400 | 297 | 18 | 1,919 | 98 |
| Ireland | 2,981 | 671 | 313 | 23 | 1,878 | 41 | Ireland | 3,634 | 726 | 406 | 19 | 2,347 | 136 |
| Italy | 376 | 24 | 10 | 1 | 337 | 4 | Italy | 91 | 5 | 2 | 2 | 74 | 8 |
| Poland | 132 | 9 | 2 | 0 | 121 | 1 | Poland | 248 | 30 | 24 | 0 | 133 | 11 |
| Russia | 319 | 20 | 8 | 1 | 287 | 3 | Russia | 589 | 23 | 31 | 3 | 508 | 19 |
| Scandinavia ³ | 823 | 139 | 174 | 9 | 489 | 12 | Scandinavia ³ | 11,739 | 1,427 | 1,544 | 53 | 8,256 | 459 |
| Other countries | 587 | 77 | 63 | 2 | 356 | 9 | Other countries | 711 | 104 | 56 | 3 | 518 | 30 |
| Mixed foreign parentage | 647 | 89 | 76 | 1 | 478 | 3 | Mixed foreign parentage | 1,269 | 166 | 133 | 6 | 902 | 62 |
| Los Angeles, Cal..... | 23,365 | 5,855 | 3,653 | 344 | 12,170 | 1,343 | Newark, N. J..... | 52,224 | 4,401 | 6,471 | 106 | 39,666 | 1,530 |
| United States (or unknown) | 12,232 | 2,765 | 2,022 | 188 | 6,500 | 757 | United States (or unknown) | 12,494 | 1,133 | 1,534 | 21 | 9,334 | 372 |
| Austria-Hungary ¹ | 180 | 55 | 14 | 3 | 99 | 9 | Austria-Hungary ¹ | 1,860 | 45 | 137 | 0 | 1,615 | 63 |
| Canada (English) ² | 616 | 129 | 94 | 9 | 344 | 40 | Canada (English) ² | 166 | 18 | 16 | 0 | 129 | 8 |
| Canada (French) ² | 98 | 25 | 19 | 1 | 46 | 2 | Canada (French) ² | 62 | 2 | 5 | 0 | 52 | 3 |
| Germany | 3,037 | 969 | 471 | 50 | 1,409 | 138 | Germany | 17,348 | 1,707 | 2,720 | 50 | 12,323 | 548 |
| Great Britain | 2,560 | 679 | 391 | 34 | 1,316 | 140 | Great Britain | 4,522 | 406 | 560 | 9 | 3,413 | 134 |
| Ireland | 1,400 | 432 | 202 | 21 | 679 | 66 | Ireland | 8,445 | 792 | 934 | 19 | 6,495 | 205 |
| Italy | 948 | 105 | 49 | 4 | 172 | 18 | Italy | 2,714 | 55 | 187 | 3 | 2,335 | 134 |
| Poland | 56 | 10 | 5 | 1 | 35 | 5 | Poland | 589 | 4 | 31 | 0 | 539 | 15 |
| Russia | 100 | 13 | 12 | 0 | 64 | 11 | Russia | 1,780 | 25 | 103 | 1 | 1,607 | 44 |
| Scandinavia ³ | 486 | 123 | 107 | 4 | 236 | 16 | Scandinavia ³ | 254 | 5 | 20 | 1 | 227 | 1 |
| Other countries | 1,397 | 342 | 136 | 13 | 808 | 98 | Other countries | 1,029 | 100 | 106 | 1 | 801 | 21 |
| Mixed foreign parentage | 860 | 208 | 131 | 16 | 462 | 43 | Mixed foreign parentage | 961 | 64 | 113 | 1 | 746 | 32 |

¹Includes Bohemia.²Includes Newfoundland.³Norway, Sweden, and Denmark.

PROPRIETORSHIP OF HOMES.

753

TABLE 115.—WHITE PERSONS OWNING AND HIRING THEIR HOMES, DISTRIBUTED ACCORDING TO PARENTAGE, FOR CITIES HAVING 100,000 INHABITANTS OR MORE: 1900—Continued.

| CITIES AND COUNTRIES. | ALL HOMES. | | | | | | CITIES AND COUNTRIES. | ALL HOMES. | | | | | |
|---|------------|--------|--------------|-----------|---------|-----------|-------------------------------------|------------|--------|--------------|-----------|---------|-----------|
| | Total. | Owned. | | | Hired. | Un-known. | | Total. | Owned. | | | Hired. | Un-known. |
| | | Free. | Encum-bered. | Un-known. | | | | | Free. | Encum-bered. | Un-known. | | |
| New Haven, Conn.... | 22,499 | 2,384 | 3,537 | 51 | 16,050 | 477 | Omaha, Nebr..... | 19,308 | 3,088 | 2,094 | 100 | 13,804 | 727 |
| United States (or unknown)..... | 7,666 | 1,285 | 1,145 | 12 | 5,012 | 212 | United States (or unknown)..... | 7,633 | 884 | 698 | 27 | 5,693 | 331 |
| Austria-Hungary ¹ | 119 | 5 | 8 | | 97 | 9 | Austria-Hungary ¹ | 1,016 | 259 | 148 | 9 | 563 | 37 |
| Canada (English) ² | 180 | 13 | 20 | | 142 | 5 | Canada (English) ² | 299 | 32 | 27 | 1 | 231 | 8 |
| Canada (French) ² | 194 | 8 | 30 | 2 | 151 | 3 | Canada (French) ² | 72 | 8 | 4 | | 56 | 4 |
| Germany..... | 2,829 | 278 | 547 | 4 | 1,942 | 58 | Germany..... | 3,048 | 650 | 398 | 18 | 1,875 | 102 |
| Great Britain..... | 1,619 | 164 | 230 | | 1,196 | 29 | Great Britain..... | 1,514 | 248 | 156 | 14 | 1,046 | 50 |
| Ireland..... | 6,113 | 548 | 1,180 | 24 | 4,266 | 95 | Ireland..... | 1,851 | 365 | 193 | 14 | 1,219 | 60 |
| Italy..... | 1,465 | 18 | 87 | | 1,387 | 28 | Italy..... | 152 | 19 | 3 | | 121 | 9 |
| Poland..... | 120 | 4 | 11 | | 100 | 5 | Poland..... | 204 | 59 | 33 | 6 | 101 | 5 |
| Russia..... | 977 | 4 | 111 | 4 | 845 | 13 | Russia..... | 303 | 8 | 6 | | 274 | 15 |
| Scandinavia ³ | 572 | 15 | 67 | 2 | 477 | 11 | Scandinavia ³ | 2,413 | 452 | 351 | 5 | 1,522 | 80 |
| Other countries..... | 258 | 20 | 38 | | 196 | 4 | Other countries..... | 294 | 41 | 23 | 1 | 218 | 11 |
| Mixed foreign parentage..... | 387 | 22 | 63 | 3 | 289 | 10 | Mixed foreign parentage..... | 514 | 58 | 54 | 2 | 385 | 15 |
| New Orleans, La..... | 41,814 | 8,854 | 1,400 | 492 | 29,418 | 1,650 | Paterson, N. J..... | 22,845 | 2,016 | 3,084 | 125 | 16,995 | 625 |
| United States (or unknown)..... | 12,200 | 1,826 | 389 | 129 | 9,258 | 598 | United States (or unknown)..... | 4,395 | 476 | 594 | 26 | 3,177 | 122 |
| Austria-Hungary ¹ | 268 | 59 | 8 | 3 | 182 | 11 | Austria-Hungary ¹ | 169 | 8 | 12 | | 142 | 7 |
| Canada (English) ² | 118 | 25 | 3 | | 87 | 3 | Canada (English) ² | 59 | 4 | 3 | 1 | 50 | 1 |
| Canada (French) ² | 74 | 11 | 2 | | 59 | 2 | Canada (French) ² | 50 | 2 | 1 | | 45 | 1 |
| Germany..... | 10,740 | 2,915 | 416 | 135 | 6,926 | 348 | Germany..... | 3,344 | 326 | 586 | 10 | 2,398 | 79 |
| Great Britain..... | 1,516 | 272 | 62 | 17 | 1,109 | 56 | Great Britain..... | 4,378 | 414 | 641 | 21 | 3,122 | 120 |
| Ireland..... | 5,865 | 1,396 | 206 | 80 | 3,440 | 243 | Ireland..... | 4,343 | 425 | 549 | 42 | 3,220 | 107 |
| Italy..... | 2,685 | 346 | 33 | 15 | 2,174 | 117 | Italy..... | 1,300 | 30 | 82 | 2 | 1,186 | 50 |
| Poland..... | 34 | 2 | | 3 | 3 | 1 | Poland..... | 146 | 3 | 10 | | 129 | 4 |
| Russia..... | 148 | 16 | 1 | | 12 | 6 | Russia..... | 588 | 6 | 29 | | 481 | 12 |
| Scandinavia ³ | 226 | 59 | 11 | 5 | 145 | 6 | Scandinavia ³ | 95 | 2 | 16 | | 75 | 2 |
| Other countries..... | 5,765 | 1,484 | 178 | 90 | 3,823 | 190 | Other countries..... | 3,469 | 280 | 530 | 16 | 2,588 | 105 |
| Mixed foreign parentage..... | 2,180 | 443 | 91 | 15 | 1,562 | 69 | Mixed foreign parentage..... | 559 | 40 | 81 | 6 | 417 | 15 |
| New York, N. Y..... | 707,843 | 34,381 | 47,798 | 2,105 | 608,783 | 19,331 | Philadelphia, Pa..... | 250,400 | 28,843 | 23,814 | 2,458 | 184,905 | 10,385 |
| United States (or unknown)..... | 113,565 | 9,226 | 9,840 | 529 | 89,391 | 4,579 | United States (or unknown)..... | 88,257 | 10,299 | 8,460 | 827 | 64,540 | 4,131 |
| Austria-Hungary ¹ | 36,983 | 314 | 868 | 36 | 35,016 | 749 | Austria-Hungary ¹ | 2,530 | 103 | 131 | 5 | 2,171 | 165 |
| Canada (English) ² | 4,106 | 156 | 330 | 16 | 3,482 | 122 | Canada (English) ² | 532 | 43 | 59 | 3 | 461 | 21 |
| Canada (French) ² | 932 | 34 | 67 | 4 | 860 | 17 | Canada (French) ² | 100 | 6 | | | 84 | 3 |
| Germany..... | 195,335 | 10,696 | 18,256 | 689 | 161,327 | 4,377 | Germany..... | 48,049 | 6,709 | 5,528 | 541 | 38,760 | 1,521 |
| Great Britain..... | 46,059 | 3,137 | 4,217 | 163 | 37,940 | 1,262 | Great Britain..... | 28,690 | 2,553 | 2,521 | 204 | 17,646 | 766 |
| Ireland..... | 157,436 | 8,657 | 8,869 | 482 | 135,100 | 4,371 | Ireland..... | 60,398 | 7,809 | 5,639 | 732 | 44,697 | 2,021 |
| Italy..... | 44,958 | 470 | 876 | 38 | 42,336 | 1,238 | Italy..... | 5,639 | 222 | 256 | 57 | 4,646 | 458 |
| Poland..... | 10,364 | 112 | 370 | 8 | 9,666 | 1,208 | Poland..... | 2,052 | 65 | 151 | 2 | 1,674 | 160 |
| Russia..... | 46,993 | 123 | 658 | 41 | 45,114 | 1,062 | Russia..... | 3,540 | 77 | 210 | 17 | 7,493 | 743 |
| Scandinavia ³ | 15,048 | 363 | 1,084 | 19 | 13,208 | 374 | Scandinavia ³ | 1,384 | 77 | 96 | 10 | 1,146 | 55 |
| Other countries..... | 19,830 | 817 | 1,063 | 89 | 17,287 | 624 | Other countries..... | 3,694 | 401 | 310 | 29 | 2,770 | 184 |
| Mixed foreign parentage..... | 16,129 | 726 | 1,295 | 41 | 13,656 | 411 | Mixed foreign parentage..... | 4,925 | 469 | 446 | 26 | 3,827 | 157 |
| Manhattan and Bronx boroughs, N. Y..... | 415,761 | 8,928 | 13,909 | 1,275 | 375,320 | 16,334 | Pittsburg, Pa..... | 59,319 | 8,941 | 7,082 | 350 | 41,144 | 1,852 |
| United States (or unknown)..... | 55,494 | 2,798 | 2,557 | 324 | 46,134 | 3,686 | United States (or unknown)..... | 14,990 | 1,781 | 1,542 | 49 | 11,086 | 532 |
| Austria-Hungary ¹ | 32,245 | 114 | 394 | 28 | 31,004 | 705 | Austria-Hungary ¹ | 1,305 | 78 | 97 | 1 | 1,091 | 38 |
| Canada (English) ² | 2,039 | 35 | 89 | 10 | 1,807 | 98 | Canada (English) ² | 166 | 18 | 18 | 2 | 125 | 3 |
| Canada (French) ² | 571 | 7 | 17 | 3 | 529 | 15 | Canada (French) ² | 81 | 1 | 8 | | 22 | |
| Germany..... | 108,140 | 2,817 | 5,884 | 446 | 95,309 | 3,734 | Germany..... | 15,734 | 3,384 | 2,436 | 164 | 9,368 | 382 |
| Great Britain..... | 21,099 | 596 | 374 | 83 | 18,596 | 950 | Great Britain..... | 6,206 | 805 | 805 | 25 | 4,212 | 168 |
| Ireland..... | 93,394 | 1,942 | 2,730 | 265 | 84,730 | 3,727 | Ireland..... | 12,861 | 2,145 | 1,513 | 87 | 8,752 | 364 |
| Italy..... | 31,465 | 74 | 249 | 20 | 30,062 | 1,060 | Italy..... | 1,376 | 49 | 66 | 4 | 1,187 | 90 |
| Poland..... | 6,671 | 85 | 128 | 3 | 6,347 | 158 | Poland..... | 1,376 | 130 | 252 | 8 | 2,511 | 104 |
| Russia..... | 38,153 | 53 | 244 | 31 | 36,821 | 1,004 | Russia..... | 3,005 | 131 | 34 | | 1,112 | 36 |
| Scandinavia ³ | 5,104 | 40 | 141 | 7 | 4,616 | 300 | Scandinavia ³ | 1,213 | 31 | 34 | | 260 | 8 |
| Other countries..... | 13,283 | 235 | 323 | 27 | 12,089 | 559 | Other countries..... | 329 | 26 | 35 | | 580 | 97 |
| Mixed foreign parentage..... | 8,153 | 182 | 329 | 28 | 7,276 | 338 | Mixed foreign parentage..... | 953 | 145 | 107 | 4 | 858 | 30 |
| Brooklyn borough, N. Y..... | 248,208 | 18,514 | 25,645 | 581 | 201,125 | 2,338 | Providence, R. I..... | 87,171 | 4,043 | 3,644 | 99 | 28,544 | 841 |
| United States (or unknown)..... | 48,346 | 4,540 | 5,493 | 129 | 37,469 | 715 | United States (or unknown)..... | 12,333 | 1,988 | 1,082 | 49 | 8,910 | 344 |
| Austria-Hungary ¹ | 3,839 | 70 | 273 | 6 | 3,461 | 29 | Austria-Hungary ¹ | 168 | 7 | 20 | | 139 | 2 |
| Canada (English) ² | 1,832 | 105 | 196 | 5 | 1,508 | 18 | Canada (English) ² | 864 | 51 | 57 | 2 | 731 | 23 |
| Canada (French) ² | 350 | 24 | 86 | 1 | 288 | 1 | Canada (French) ² | 1,301 | 25 | 48 | 1 | 1,201 | 25 |
| Germany..... | 71,615 | 5,481 | 9,203 | 162 | 56,314 | 455 | Germany..... | 1,335 | 154 | 158 | 3 | 1,005 | 16 |
| Great Britain..... | 21,254 | 1,909 | 2,633 | 59 | 16,447 | 206 | Great Britain..... | 5,085 | 488 | 516 | 9 | 3,976 | 96 |
| Ireland..... | 56,017 | 5,013 | 4,820 | 164 | 45,506 | 514 | Ireland..... | 11,128 | 1,172 | 1,376 | 25 | 8,368 | 197 |
| Italy..... | 11,994 | 253 | 428 | 17 | 11,150 | 146 | Italy..... | 1,490 | 26 | 101 | 5 | 1,181 | 45 |
| Poland..... | 3,075 | 34 | 166 | 1 | 2,849 | 25 | Poland..... | 215 | 4 | 19 | 1 | 185 | 6 |
| Russia..... | 8,545 | 61 | 377 | 8 | 8,044 | 55 | Russia..... | 632 | 7 | 48 | | 560 | 17 |
| Scandinavia ³ | 9,990 | 242 | 747 | 9 | 8,032 | 60 | Scandinavia ³ | 917 | 32 | 98 | 2 | 762 | 23 |
| Other countries..... | 5,345 | 392 | 518 | 10 | 4,372 | 53 | Other countries..... | 834 | 27 | 56 | 2 | 721 | 28 |
| Mixed foreign parentage..... | 6,901 | 390 | 755 | 10 | 5,685 | 61 | Mixed foreign parentage..... | 819 | 52 | 65 | | 683 | 19 |

¹Includes Bohemia.

²Includes Newfoundland.

³Norway, Sweden, and Denmark.

STATISTICS OF POPULATION.

TABLE 115.—WHITE PERSONS OWNING AND HIRING THEIR HOMES, DISTRIBUTED ACCORDING TO PARENTAGE, FOR CITIES HAVING 100,000 INHABITANTS OR MORE: 1900—Continued.

| CITIES AND COUNTRIES. | ALL HOMES. | | | | | CITIES AND COUNTRIES. | ALL HOMES. | | | | | | |
|-------------------------------------|------------|--------|-------------|-----------|--------|-----------------------|-------------------------------------|--------|--------|-------------|-----------|--------|-----------|
| | Total. | Owned. | | | Hired. | | Un-known. | Total. | Owned. | | | Hired. | Un-known. |
| | | Free. | Encumbered. | Un-known. | | | | | Free. | Encumbered. | Un-known. | | |
| Rochester, N. Y..... | 33,840 | 5,999 | 6,279 | 179 | 20,378 | 1,005 | Scranton, Pa..... | 20,172 | 4,597 | 2,580 | 252 | 12,100 | 643 |
| United States (or unknown)..... | 8,587 | 1,206 | 1,377 | 26 | 5,673 | 305 | United States (or unknown)..... | 4,429 | 733 | 490 | 32 | 3,001 | 173 |
| Austria-Hungary ¹ | 84 | 8 | 11 | | 64 | 1 | Austria-Hungary ¹ | 442 | 31 | 47 | 5 | 339 | 20 |
| Canada (English) ² | 1,206 | 85 | 143 | 5 | 936 | 37 | Canada (English) ² | 49 | 10 | 4 | | 32 | 3 |
| Canada (French) ² | 227 | 20 | 26 | | 176 | 5 | Canada (French) ² | 10 | | | | 10 | |
| Germany..... | 11,396 | 2,771 | 2,565 | 73 | 5,699 | 288 | Germany..... | 3,463 | 1,020 | 641 | 29 | 1,707 | 66 |
| Great Britain..... | 3,504 | 507 | 651 | 22 | 2,226 | 98 | Great Britain..... | 4,234 | 799 | 590 | 44 | 2,646 | 155 |
| Ireland..... | 4,898 | 914 | 346 | 31 | 2,956 | 151 | Ireland..... | 5,416 | 1,788 | 622 | 127 | 2,745 | 134 |
| Italy..... | 325 | 17 | 28 | 4 | 255 | 21 | Italy..... | 324 | 15 | 15 | 4 | 269 | 21 |
| Poland..... | 345 | 43 | 68 | | 261 | 4 | Poland..... | 997 | 92 | 80 | 10 | 773 | 42 |
| Russia..... | 656 | 43 | 68 | 2 | 522 | 21 | Russia..... | 182 | 8 | 9 | 1 | 156 | 8 |
| Scandinavia ³ | 79 | 5 | 9 | | 62 | 3 | Scandinavia ³ | 37 | 2 | 13 | | 22 | |
| Other countries..... | 1,285 | 267 | 285 | 12 | 685 | 36 | Other countries..... | 245 | 33 | 29 | | 163 | 10 |
| Mixed foreign parentage..... | 1,248 | 139 | 207 | 4 | 863 | 35 | Mixed foreign parentage..... | 344 | 61 | 40 | | 232 | 11 |
| St. Joseph, Mo..... | 15,696 | 2,990 | 1,301 | 205 | 10,342 | 353 | Syracuse, N.Y..... | 24,652 | 4,065 | 5,096 | 40 | 15,205 | 246 |
| United States (or unknown)..... | 9,837 | 1,397 | 670 | 125 | 7,057 | 608 | United States (or unknown)..... | 9,077 | 1,159 | 1,598 | 13 | 6,203 | 104 |
| Austria-Hungary ¹ | 108 | 28 | 12 | 1 | 60 | 2 | Austria-Hungary ¹ | 90 | 9 | 11 | | 70 | |
| Canada (English) ² | 164 | 20 | 8 | 8 | 122 | 6 | Canada (English) ² | 482 | 42 | 68 | | 375 | 2 |
| Canada (French) ² | 54 | 13 | 3 | 2 | 34 | 2 | Canada (French) ² | 306 | 25 | 48 | 1 | 224 | 5 |
| Germany..... | 2,506 | 779 | 301 | 25 | 1,307 | 94 | Germany..... | 5,659 | 1,299 | 1,468 | 8 | 2,330 | 54 |
| Great Britain..... | 759 | 167 | 83 | 7 | 469 | 43 | Great Britain..... | 2,117 | 314 | 425 | 8 | 1,348 | 22 |
| Ireland..... | 1,189 | 362 | 112 | 19 | 638 | 58 | Ireland..... | 4,753 | 1,004 | 1,149 | 9 | 2,545 | 46 |
| Italy..... | 46 | 6 | | 1 | 33 | 6 | Italy..... | 361 | 6 | 28 | | 325 | 2 |
| Poland..... | 48 | 11 | 7 | 1 | 27 | 2 | Poland..... | 488 | 19 | 65 | | 404 | |
| Russia..... | 198 | 23 | 11 | | 156 | 3 | Russia..... | 244 | 13 | 41 | | 187 | 3 |
| Scandinavia ³ | 175 | 30 | 33 | 1 | 102 | 9 | Scandinavia ³ | 54 | 2 | 5 | | 47 | |
| Other countries..... | 320 | 104 | 33 | 7 | 160 | 11 | Other countries..... | 426 | 90 | 95 | | 239 | 2 |
| Mixed foreign parentage..... | 277 | 60 | 23 | 8 | 177 | 9 | Mixed foreign parentage..... | 595 | 80 | 100 | 1 | 408 | 6 |
| St. Louis, Mo..... | 112,476 | 15,861 | 9,524 | 990 | 33,181 | 2,920 | Toledo, Ohio..... | 27,881 | 6,767 | 4,955 | 177 | 15,487 | 495 |
| United States (or unknown)..... | 25,658 | 2,141 | 1,569 | 185 | 20,816 | 947 | United States (or unknown)..... | 9,751 | 1,563 | 1,375 | 41 | 6,562 | 210 |
| Austria-Hungary ¹ | 2,794 | 358 | 337 | 11 | 2,020 | 63 | Austria-Hungary ¹ | 286 | 41 | 27 | | 213 | 3 |
| Canada (English) ² | 498 | 49 | 35 | 2 | 399 | 13 | Canada (English) ² | 585 | 92 | 107 | 2 | 382 | 12 |
| Canada (French) ² | 244 | 19 | 11 | | 208 | 6 | Canada (French) ² | 490 | 70 | 7 | | 322 | 5 |
| Germany..... | 52,123 | 9,221 | 4,913 | 444 | 36,447 | 1,093 | Germany..... | 8,982 | 2,906 | 1,863 | 76 | 3,944 | 143 |
| Great Britain..... | 5,385 | 745 | 645 | 52 | 3,930 | 113 | Great Britain..... | 1,820 | 384 | 272 | 9 | 1,120 | 35 |
| Ireland..... | 15,071 | 2,336 | 1,345 | 201 | 10,770 | 419 | Ireland..... | 2,526 | 793 | 392 | 24 | 1,290 | 27 |
| Italy..... | 882 | 51 | 18 | 4 | 732 | 27 | Italy..... | 39 | 6 | 2 | | 31 | |
| Poland..... | 1,034 | 27 | 54 | 6 | 929 | 13 | Poland..... | 1,652 | 470 | 553 | 6 | 607 | 16 |
| Russia..... | 1,545 | 43 | 28 | 27 | 1,420 | 27 | Russia..... | 160 | 21 | 17 | | 114 | 8 |
| Scandinavia ³ | 760 | 77 | 71 | 6 | 578 | 13 | Scandinavia ³ | 121 | 23 | 26 | 1 | 67 | 4 |
| Other countries..... | 3,609 | 511 | 343 | 32 | 2,632 | 91 | Other countries..... | 780 | 227 | 142 | 11 | 384 | 16 |
| Mixed foreign parentage..... | 2,883 | 283 | 255 | 20 | 2,250 | 75 | Mixed foreign parentage..... | 739 | 159 | 109 | 4 | 451 | 16 |
| St. Paul, Minn..... | 29,762 | 5,537 | 2,837 | 244 | 19,365 | 1,279 | Washington, D. C..... | 38,015 | 7,171 | 3,621 | 241 | 25,858 | 1,124 |
| United States (or unknown)..... | 6,093 | 756 | 448 | 37 | 4,470 | 322 | United States (or unknown)..... | 24,397 | 3,983 | 2,176 | 136 | 17,281 | 821 |
| Austria-Hungary ¹ | 1,370 | 547 | 215 | 4 | 575 | 19 | Austria-Hungary ¹ | 99 | 16 | 4 | | 74 | 5 |
| Canada (English) ² | 759 | 70 | 48 | 4 | 606 | 31 | Canada (English) ² | 176 | 25 | 20 | | 130 | 1 |
| Canada (French) ² | 556 | 79 | 41 | 2 | 416 | 18 | Canada (French) ² | 47 | 3 | 5 | | 38 | 1 |
| Germany..... | 6,979 | 1,994 | 206 | 91 | 4,407 | 231 | Germany..... | 4,523 | 1,164 | 549 | 43 | 2,688 | 79 |
| Great Britain..... | 1,931 | 302 | 139 | 12 | 1,400 | 78 | Great Britain..... | 2,259 | 464 | 237 | 19 | 1,477 | 62 |
| Ireland..... | 3,982 | 782 | 325 | 52 | 2,647 | 176 | Ireland..... | 4,464 | 1,226 | 462 | 32 | 2,644 | 100 |
| Italy..... | 811 | 2 | 652 | 2 | 138 | 17 | Italy..... | 330 | 52 | 22 | | 292 | 14 |
| Poland..... | 446 | 140 | 62 | 1 | 229 | 14 | Poland..... | 62 | 6 | 5 | | 50 | 1 |
| Russia..... | 339 | 12 | 13 | 1 | 304 | 9 | Russia..... | 237 | 6 | 7 | | 268 | 6 |
| Scandinavia ³ | 5,012 | 630 | 598 | 27 | 3,570 | 137 | Scandinavia ³ | 142 | 16 | 9 | | 109 | 7 |
| Other countries..... | 644 | 117 | 47 | 4 | 455 | 21 | Other countries..... | 527 | 98 | 48 | 3 | 367 | 11 |
| Mixed foreign parentage..... | 840 | 106 | 43 | 7 | 64 | 36 | Mixed foreign parentage..... | 652 | 112 | 77 | 7 | 440 | 16 |
| San Francisco, Cal..... | 64,943 | 10,165 | 5,129 | 447 | 47,074 | 2,108 | Worcester, Mass..... | 24,235 | 2,047 | 3,787 | 51 | 17,605 | 745 |
| United States (or unknown)..... | 12,567 | 1,489 | 775 | 89 | 9,178 | 641 | United States (or unknown)..... | 8,425 | 1,207 | 1,401 | 26 | 5,480 | 311 |
| Austria-Hungary ¹ | 856 | 94 | 76 | 3 | 65 | 18 | Austria-Hungary ¹ | 33 | 4 | 3 | | 28 | |
| Canada (English) ² | 936 | 122 | 76 | 4 | 392 | 42 | Canada (English) ² | 831 | 26 | 100 | 1 | 672 | 32 |
| Canada (French) ² | 200 | 19 | 17 | 1 | 153 | 10 | Canada (French) ² | 2,456 | 78 | 272 | 4 | 2,040 | 62 |
| Germany..... | 14,009 | 2,436 | 1,170 | 95 | 855 | 403 | Germany..... | 393 | 39 | 73 | | 273 | 3 |
| Great Britain..... | 6,635 | 992 | 502 | 39 | 4,393 | 204 | Great Britain..... | 1,660 | 134 | 234 | 4 | 1,231 | 57 |
| Ireland..... | 15,505 | 3,151 | 1,641 | 142 | 9,207 | 364 | Ireland..... | 6,243 | 461 | 1,142 | 13 | 4,466 | 166 |
| Italy..... | 3,225 | 497 | 117 | 10 | 2,522 | 79 | Italy..... | 188 | 11 | 18 | | 150 | 9 |
| Poland..... | 400 | 37 | 24 | 2 | 327 | 10 | Poland..... | 305 | 3 | 18 | | 274 | 10 |
| Russia..... | 534 | 39 | 23 | 3 | 452 | 12 | Russia..... | 393 | 8 | 30 | | 345 | 10 |
| Scandinavia ³ | 2,811 | 379 | 252 | 22 | 2,073 | 85 | Scandinavia ³ | 2,433 | 55 | 427 | 2 | 1,390 | 59 |
| Other countries..... | 4,371 | 513 | 231 | 2 | 3,450 | 148 | Other countries..... | 620 | 6 | 21 | 1 | 479 | 13 |
| Mixed foreign parentage..... | 2,894 | 342 | 220 | | 2,227 | 92 | Mixed foreign parentage..... | 350 | 15 | 43 | | 274 | 13 |

¹Includes Bohemia.

²Includes Newfoundland.

³Norway, Sweden, and Denmark