

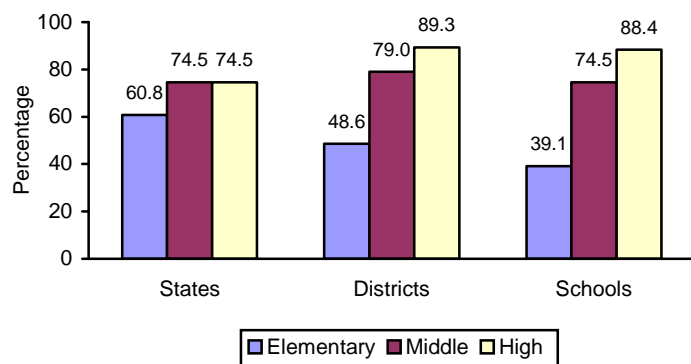
About SHPPS: SHPPS is a national survey periodically conducted to assess school health policies and programs at the state, district, school, and classroom levels. Comprehensive results from SHPPS 2006 are published in the *Journal of School Health*, Volume 77, Number 8, October 2007.

HIV Prevention

Health Education

- Among classes and courses in which HIV prevention was taught, the median number of hours of required instruction teachers provided on HIV prevention was 1.1 among elementary school classes, 1.5 among middle school courses, and 2.2 among high school courses.
- The percentage of high schools in which teachers taught students how to correctly use a condom in at least one required course decreased from 49.5% in 2000 to 38.5% in 2006.¹

Percentage of States, Districts, and Schools That Required Teaching HIV Prevention, by School Level



During the 2 years preceding the study:

- The percentage of states that provided funding for staff development or offered staff development on HIV prevention to those who teach health education decreased from 96.1% in 2000 to 84.0% in 2006.
- 61.5% of districts provided funding for staff development or offered staff development on HIV prevention to those who teach health education.

Percentage of Schools in Which Teachers Taught* HIV Prevention Topics as Part of Required Instruction, by School Level

Topic	Elementary	Middle	High
Abstinence as the most effective method to avoid pregnancy, HIV, and other STDs	12.3	75.8	86.6
Compassion for persons living with HIV or AIDS	11.0	57.9	69.2
Condom efficacy	NA	42.0	65.4
How HIV affects the human body	12.2	68.9	81.1
How HIV is diagnosed and treated	6.4	58.2	76.7
How HIV is transmitted	14.8	71.6	84.6
How to correctly use a condom	NA	21.0	38.5
How to find valid information or services related to HIV or HIV counseling or testing	7.6	50.9	75.8
How to prevent HIV infection	15.4	69.5	85.2
Resisting peer pressure to engage in sexual behavior	15.8	72.6	82.8
Risks associated with having multiple sexual partners	NA	65.2	80.7
Signs and symptoms of HIV and AIDS	9.6	63.7	80.0

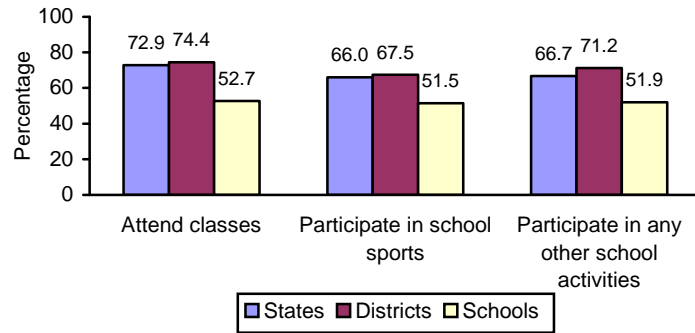
* In at least 1 elementary school class or in at least 1 required health education course in middle schools or high schools.
NA = not asked at this level.

¹ Selected changes between 2000 and 2006 are included if they met at least 2 of 3 criteria ($p < .01$ from a t-test, a difference greater than 10 percentage points, or an increase by at least a factor of 2 or decrease by at least half). Variables are not included if they do not meet these criteria or if no comparable variable existed in both survey years.

Health Services and Mental Health and Social Services

- 68.0% of states and 71.1% of districts had adopted a policy stating that schools will allow teachers and staff who have HIV infection or AIDS to continue working as long as they are able.
- 43.6% of schools had adopted a policy allowing teachers and staff who had HIV infection or AIDS to continue working as long as they are able.
- The percentage of middle schools and high schools in which school health services or mental health and social services staff provided HIV counseling, testing, and referral services increased from 31.9% in 2000 to 62.0% in 2006.

Percentage of States, Districts, and Schools That Had Adopted a Policy Allowing Students Who Had HIV Infection or AIDS to Participate in Selected School Activities



- The percentage of school health services coordinators who served as study respondents who received staff development on HIV prevention during the 2 years preceding the study decreased from 62.5% in 2000 to 43.3% in 2006.
- 0.6% of middle schools and 4.5% of high schools made condoms available to students.

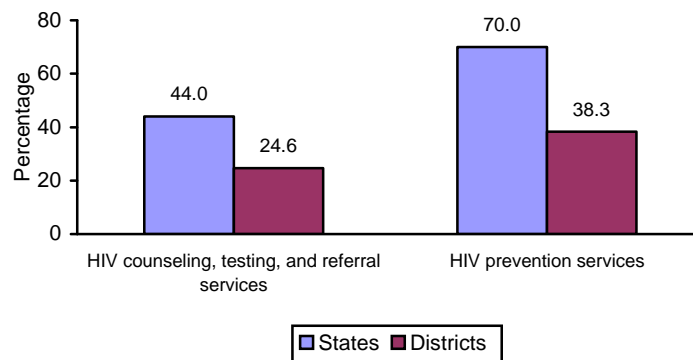
Percentage of Middle Schools and High Schools That Provided HIV Prevention Services in One-on-One or Small-Group Sessions and HIV Counseling, Testing, and Referral Services

Location	HIV Prevention	HIV Counseling, Testing, and Referral
At school by health services or mental health and social services staff	74.8	62.0
Through arrangements with organizations or professionals outside the school	26.5	27.2

During the 2 years preceding the study:

- 25.1% of school health services coordinators who served as study respondents received staff development on HIV counseling, testing, and referral services.
- 43.3% of school health services coordinators who served as study respondents received staff development on HIV prevention services.

Percentage of States and Districts That Provided Funding for Staff Development or Offered Staff Development to School Nurses During the 2 Years Preceding the Study



Where can I get more information? Visit www.cdc.gov/shpps or call 800-CDC INFO (800-232-4636).