

# 500 Cities Project: Local Data for Better Health 2014

## West Palm Beach, FL

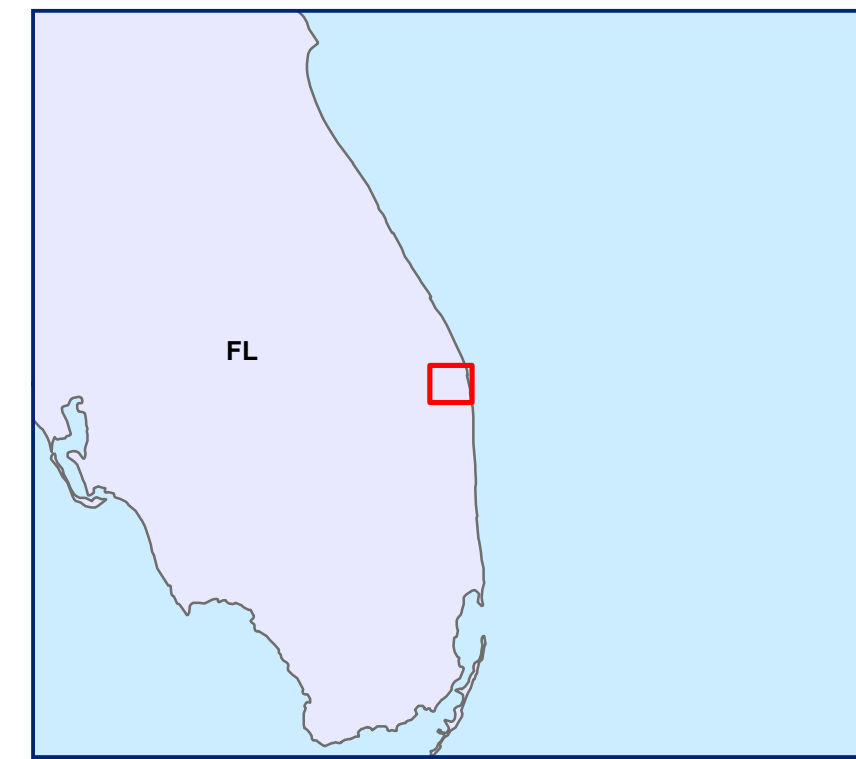


Robert Wood Johnson  
Foundation



Author: CDC/NCCDPHP/DPH/ESB-GIS

Date: 7/13/2016





## Introduction

The 500 Cities Project—Local Data for Better Health—is a collaboration among the Robert Wood Johnson Foundation, the CDC Foundation, and the Centers for Disease Control and Prevention (CDC), whose purpose is to provide high quality small area estimates for behavioral risk factors that influence health status, for health outcomes, and the use of clinical preventive services. These estimates can be used to identify emerging health problems and to develop and implement of effective, targeted public health prevention activities.

## Data Sources

Data was obtained from the CDC Behavioral Risk Factor Surveillance System (BRFSS) 2013, 2014, the Census Bureau 2010 census population data, American Community Survey 2009-2013 and 2010-2014 estimates, and Esri ArcGIS Online basemaps.

## Methodology

CDC used small area estimation (SAE) methodology called multilevel regression and poststratification (MRP) that links geocoded health surveys and high spatial resolution population demographic and socioeconomic data to produce local level health related estimates. This approach also accounts for the associations between individual health outcomes, individual characteristics, and spatial contexts and factors at multiple levels (e.g., state, county), the approach also predicts individual disease risk and health behaviors in a multilevel modeling framework and estimates the geographic distributions of population disease burden and health behaviors at city and census tract level.

Further information on the small area estimation methodology can be obtained from

- [Multilevel Regression and Poststratification for Small-Area Estimation of Population Health Outcomes: A Case Study of Chronic Obstructive Pulmonary Disease Prevalence Using the Behavioral Risk Factor Surveillance System \[PDF-5.53MB\]](#)
- [Validation of Multilevel Regression and Poststratification Methodology for Small Area Estimation of Health Indicators from the Behavioral Risk Factor Surveillance System](#)

## Limitations

All data presented in this map book are model-based estimates that reflect the statistically expected prevalence of each measure. These small area estimates tend to have narrow confidence ranges and may underestimate some areas with high prevalence or overestimate some areas with low prevalence. Because the small area model cannot detect effects because of local interventions, users are cautioned against using these estimates for program or policy evaluations.

## Project Website

For more information please refer to <http://www.cdc.gov/500cities/>.

## Contents

1. **Introduction and Contents**
2. Table: City data estimates for each measure
3. **Unhealthy Behaviors**
4. Map: Binge drinking prevalence among adults aged  $\geq 18$  years, 2014
5. Map: Current smoking among adults aged  $\geq 18$  years, 2014
6. Map: No leisure-time physical activity among adults aged  $\geq 18$  years, 2014
7. Map: Obesity among adults aged  $\geq 18$  years, 2014
8. Map: Sleeping less than 7 hours among adults aged  $\geq 18$  years, 2014
9. **Health Outcomes**
10. Map: Arthritis among adults aged  $\geq 18$  years, 2014
11. Map: Current asthma prevalence among adults aged  $\geq 18$  years, 2014
12. Map: High blood pressure among adults aged  $\geq 18$  years, 2013
13. Map: High cholesterol among adults aged  $\geq 18$  years who have been screened in the past 5 years, 2013
14. Map: Cancer among adults aged  $\geq 18$  years, 2014
15. Map: Diagnosed diabetes among adults aged  $\geq 18$  years, 2014
16. Map: Chronic kidney disease among adults aged  $\geq 18$  years, 2014
17. Map: Chronic obstructive pulmonary disease among adults aged  $\geq 18$  years, 2014
18. Map: Coronary heart disease among adults aged  $\geq 18$  years, 2014
19. Map: Stroke among adults aged  $\geq 18$  years, 2014
20. Map: Mental health not good for  $\geq 14$  days among adults aged  $\geq 18$  years, 2014
21. Map: Physical health not good for  $\geq 14$  days among adults aged  $\geq 18$  years, 2014
22. Map: All teeth lost among adults aged  $\geq 65$  years, 2014
23. **Use of Preventive Services**
24. Map: Current lack of health insurance among adults aged 18-64 years, 2014
25. Map: Visits to doctor for routine checkup within the past year among adults aged  $\geq 18$  years, 2014
26. Map: Visits to dentist or dental clinic among adults aged  $\geq 18$  years, 2014
27. Map: Taking medicine for high blood pressure control among adults aged  $\geq 18$  years with high blood pressure, 2013
28. Map: Cholesterol screening among adults aged  $\geq 18$  years, 2013
29. Map: Mammography use among women aged 50-74 years, 2014
30. Map: Papanicolaou smear use among adult women aged 21-65 years, 2014
31. Map: Fecal occult blood test, sigmoidoscopy, or colonoscopy among adults aged 50-75 years, 2014
32. Map: Up-to-date on a core set of clinical preventive services (flu shot past year, pneumococcal shot ever, Map: colorectal cancer screening) among men aged  $\geq 65$  years, 2014
33. Map: Up-to-date on a core set of clinical preventive services (same as men plus mammogram past 2 years) among women aged  $\geq 65$  years, 2014

*Centers for Disease Control and Prevention, National Center for Chronic Disease Prevention and Health Promotion, Division of Population Health, Epidemiology and Surveillance Branch (CDC/NCCDPHP/DPH/ESB).*

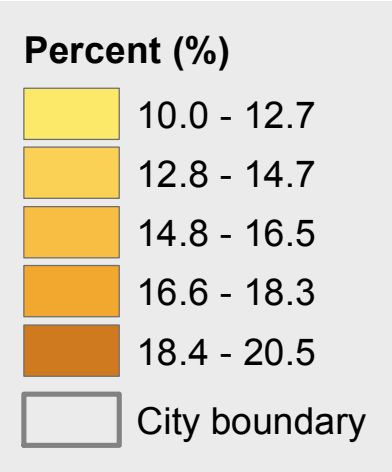
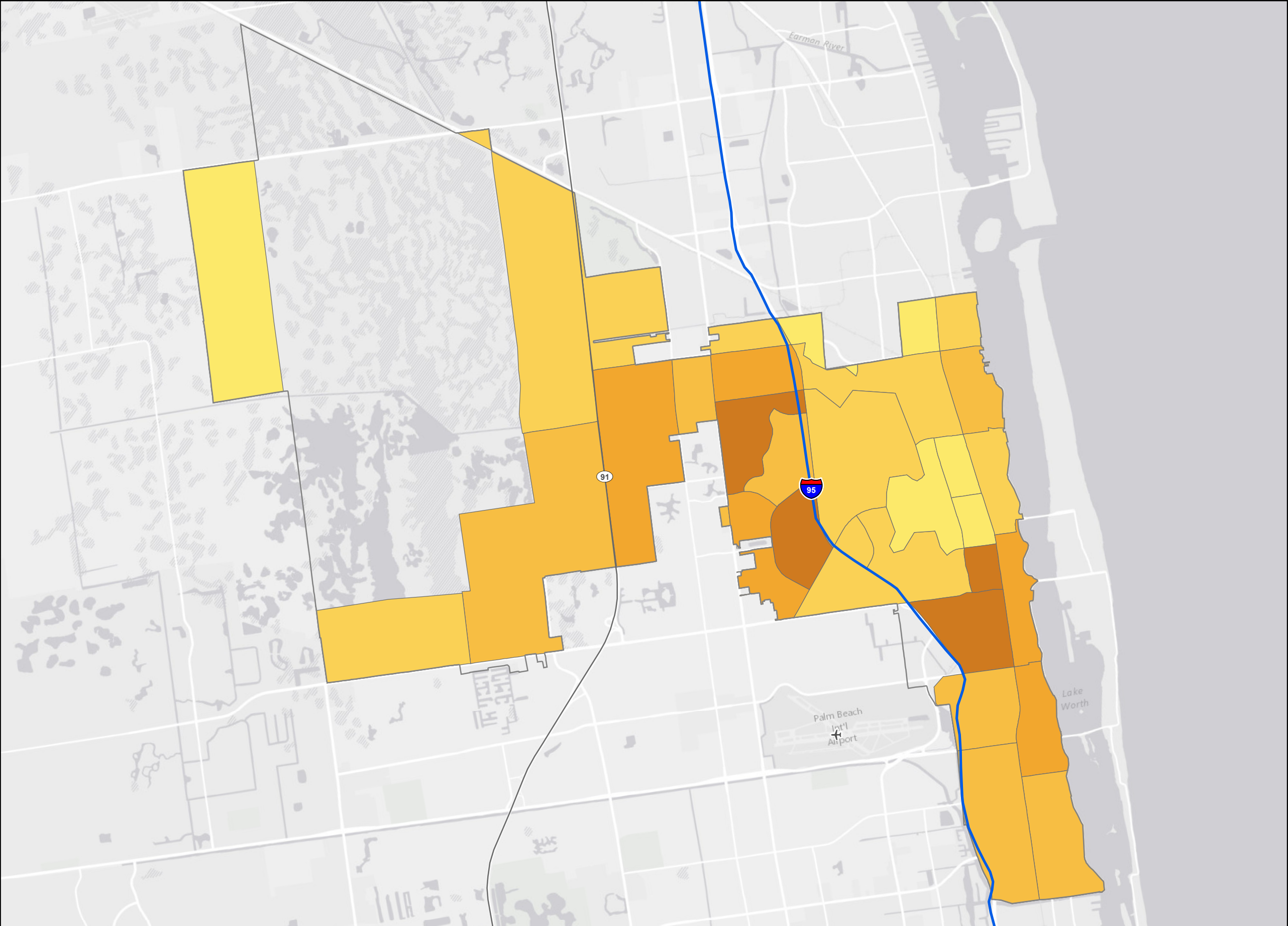
*October 12, 2016*

Measure	Crude			Age-Adjusted			State Age-Adjusted	US Age-Adjusted
	Prevalence	Low 95% CI	High 95% CI	Prevalence	Low 95% CI	High 95% CI	Prevalence	Prevalence
<b>West Palm Beach</b>								
<b>FL</b>								
Binge drinking prevalence among adults aged >=18 years	<b>15.6</b>	15.5	15.7	<b>16.1</b>	16.0	16.2	<b>16.4</b>	<b>16.8</b>
Current smoking among adults aged >=18 years	<b>19.0</b>	18.5	19.5	<b>19.5</b>	19.0	20.0	<b>18.6</b>	<b>17.7</b>
No leisure-time physical activity among adults aged >=18 years	<b>25.3</b>	24.8	25.8	<b>24.9</b>	24.5	25.4	<b>22.9</b>	<b>23.3</b>
Obesity among adults aged >=18 years	<b>26.7</b>	26.5	26.9	<b>27.2</b>	26.9	27.4	<b>26.4</b>	<b>28.7</b>
Sleeping less than 7 hours among adults aged >=18 years	<b>39.9</b>	39.6	40.2	<b>40.6</b>	40.3	40.9	<b>35.6</b>	<b>35.1</b>
Arthritis among adults aged >=18 years	<b>25.2</b>	25.0	25.5	<b>23.6</b>	23.4	23.9	<b>23.1</b>	<b>23.5</b>
Current asthma prevalence among adults aged >=18 years	<b>8.9</b>	8.8	9.0	<b>9.0</b>	8.9	9.1	<b>8.0</b>	<b>8.8</b>
High blood pressure among adults aged >=18 years	<b>36.0</b>	35.8	36.3	<b>34.4</b>	34.1	34.6	<b>30.5</b>	<b>30.2</b>
High cholesterol among adults aged >=18 years who have been screened in the past 5 years	<b>40.9</b>	40.7	41.1	<b>35.8</b>	35.7	36.0	<b>34.8</b>	<b>33.2</b>
Cancer among adults aged >=18 years	<b>6.7</b>	6.6	6.8	<b>6.1</b>	6.1	6.2	<b>5.8</b>	<b>5.9</b>
Diagnosed diabetes among adults aged >=18 years	<b>11.7</b>	11.6	11.9	<b>11.0</b>	10.9	11.2	<b>9.5</b>	<b>9.4</b>
Chronic kidney disease among adults aged >=18 years	<b>3.5</b>	3.5	3.6	<b>3.3</b>	3.3	3.4	<b>3.4</b>	<b>2.6</b>
Chronic obstructive pulmonary disease among adults aged >=18 years	<b>7.4</b>	7.2	7.6	<b>7.0</b>	6.8	7.2	<b>6.8</b>	<b>6.1</b>
Coronary heart disease among adults aged >=18 years	<b>7.2</b>	7.1	7.3	<b>6.5</b>	6.4	6.6	<b>6.6</b>	<b>6.0</b>
Stroke among adults aged >=18 years	<b>3.6</b>	3.5	3.7	<b>3.3</b>	3.2	3.4	<b>2.9</b>	<b>2.8</b>
Mental health not good for >=14 days among adults aged >=18 years	<b>13.3</b>	13.1	13.6	<b>13.5</b>	13.3	13.8	<b>12.4</b>	<b>11.5</b>
Physical health not good for >=14 days among adults aged >=18 years	<b>13.7</b>	13.5	14.0	<b>13.4</b>	13.2	13.7	<b>11.8</b>	<b>11.6</b>
All teeth lost among adults aged >=65 years	<b>13.5</b>	12.5	14.6	<b>13.3</b>	12.4	14.4	<b>13.3</b>	<b>15.4</b>
Current lack of health insurance among adults aged 18-64 years	<b>25.2</b>	24.6	25.9	<b>24.0</b>	23.3	24.6	<b>23.1</b>	<b>14.9</b>
Visits to doctor for routine checkup within the past year among adults aged >=18 years	<b>73.4</b>	73.2	73.6	<b>72.6</b>	72.5	72.8	<b>70.4</b>	<b>68.7</b>
Visits to dentist or dental clinic among adults aged >=18 years	<b>60.1</b>	59.4	60.8	<b>59.9</b>	59.1	60.6	<b>61.4</b>	<b>64.1</b>
Taking medicine for high blood pressure control among adults aged >=18 years with high blood pressure	<b>78.8</b>	78.6	79.0	<b>63.5</b>	63.3	63.7	<b>59.0</b>	<b>58.2</b>
Cholesterol screening among adults aged >=18 years	<b>76.9</b>	76.6	77.3	<b>76.5</b>	76.1	76.9	<b>76.8</b>	<b>74.8</b>
Mammography use among women aged 50-74 years	<b>77.8</b>	77.1	78.5	<b>78.0</b>	77.3	78.7	<b>77.8</b>	<b>75.5</b>
Papanicolaou smear use among adult women aged 21-65 years	<b>80.6</b>	80.2	81.1	<b>81.4</b>	81.0	81.8	<b>79.9</b>	<b>81.1</b>
Fecal occult blood test, sigmoidoscopy, or colonoscopy among adults aged 50-75 years	<b>64.5</b>	63.8	65.1	<b>64.6</b>	63.9	65.2	<b>62.5</b>	<b>64.0</b>
Up to date on a core set of clinical preventive services (flu shot past year, pneumococcal shot ever, colorectal cancer screening) among men aged >=65 years	<b>36.2</b>	35.0	37.4	<b>32.9</b>	31.8	34.0	<b>31.0</b>	<b>32.9</b>
Up to date on a core set of clinical preventive services (same as men plus mammogram past 2 years) among women aged >=65 years	<b>34.0</b>	33.1	35.1	<b>28.4</b>	27.4	29.3	<b>30.3</b>	<b>30.7</b>

# Unhealthy Behaviors

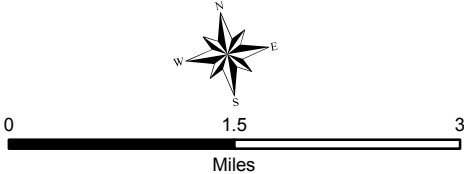


# Binge drinking prevalence among adults aged $\geq 18$ years by census tract, West Palm Beach, FL, 2014



**Classification:**  
 Jenks natural breaks (9 classes) based on data for all 500 cities' census tracts. Legend depicts only those data classes within this map extent.

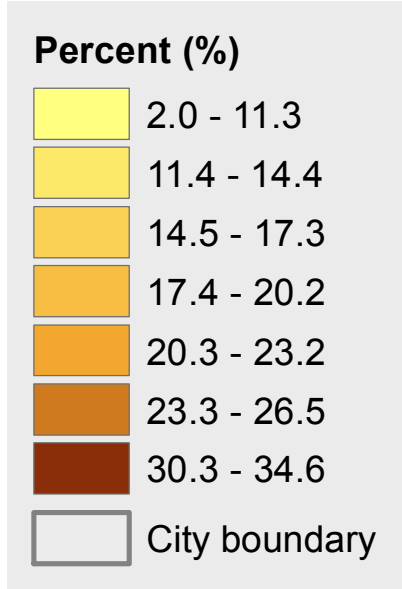
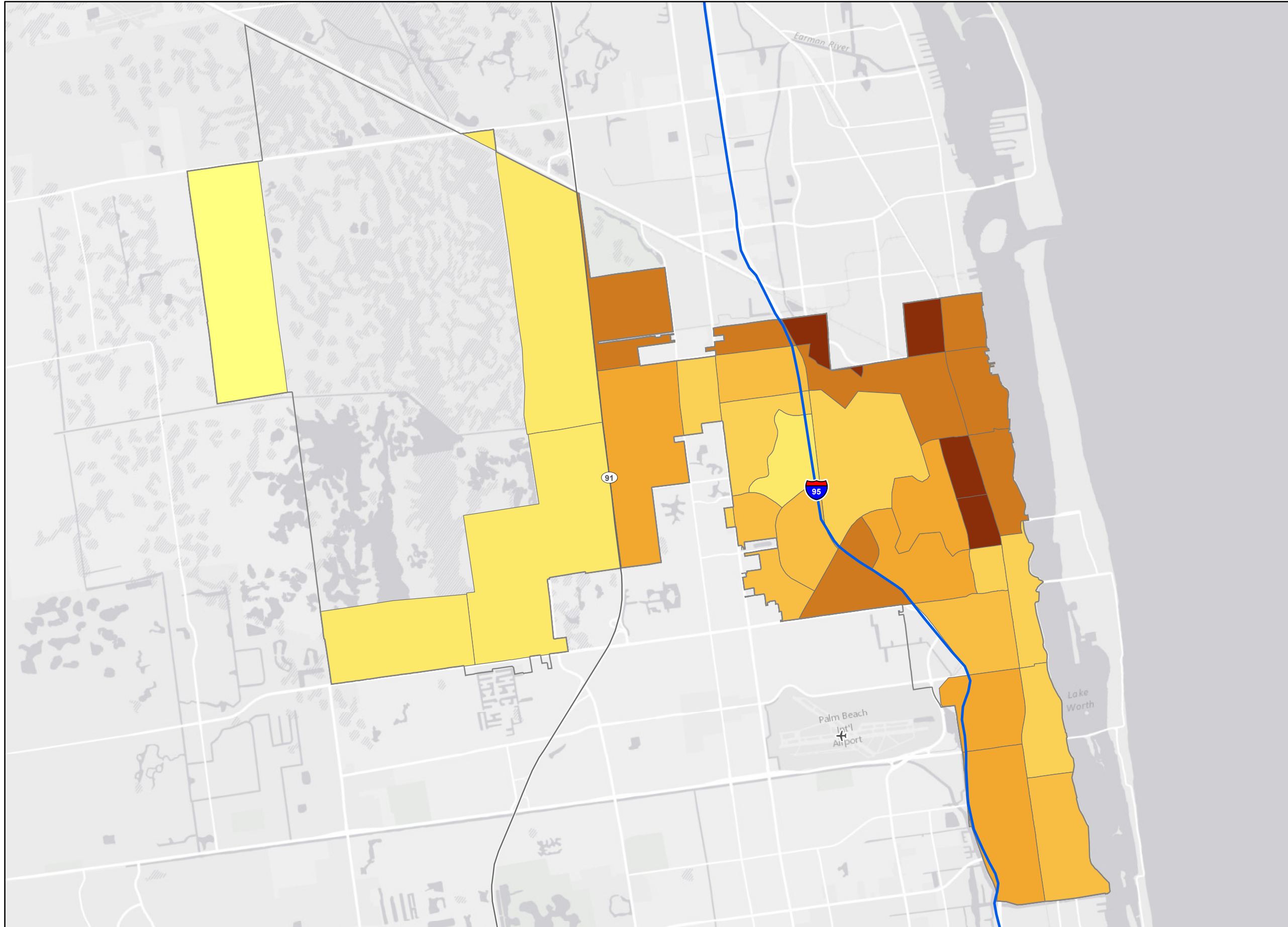
Census tracts with population less than 50 were excluded from the map.



**Data sources:**  
 CDC BRFSS 2014, US Census Bureau 2010 Census, ACS 2010-2014,

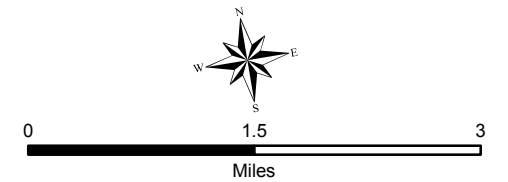


# Current smoking among adults aged $\geq 18$ years by census tract, West Palm Beach, FL, 2014



**Classification:**  
 Jenks natural breaks (9 classes) based on data for all 500 cities' census tracts. Legend depicts only those data classes within this map extent.

Census tracts with population less than 50 were excluded from the map.

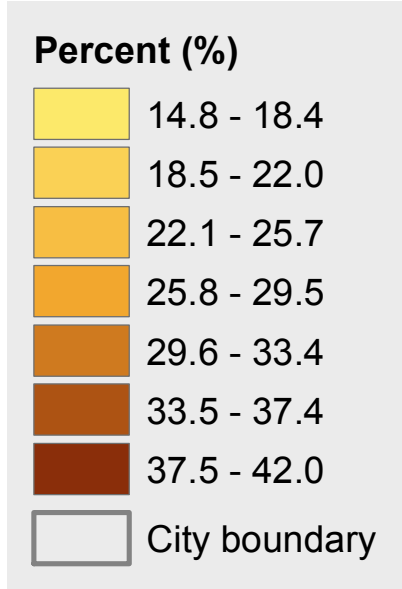
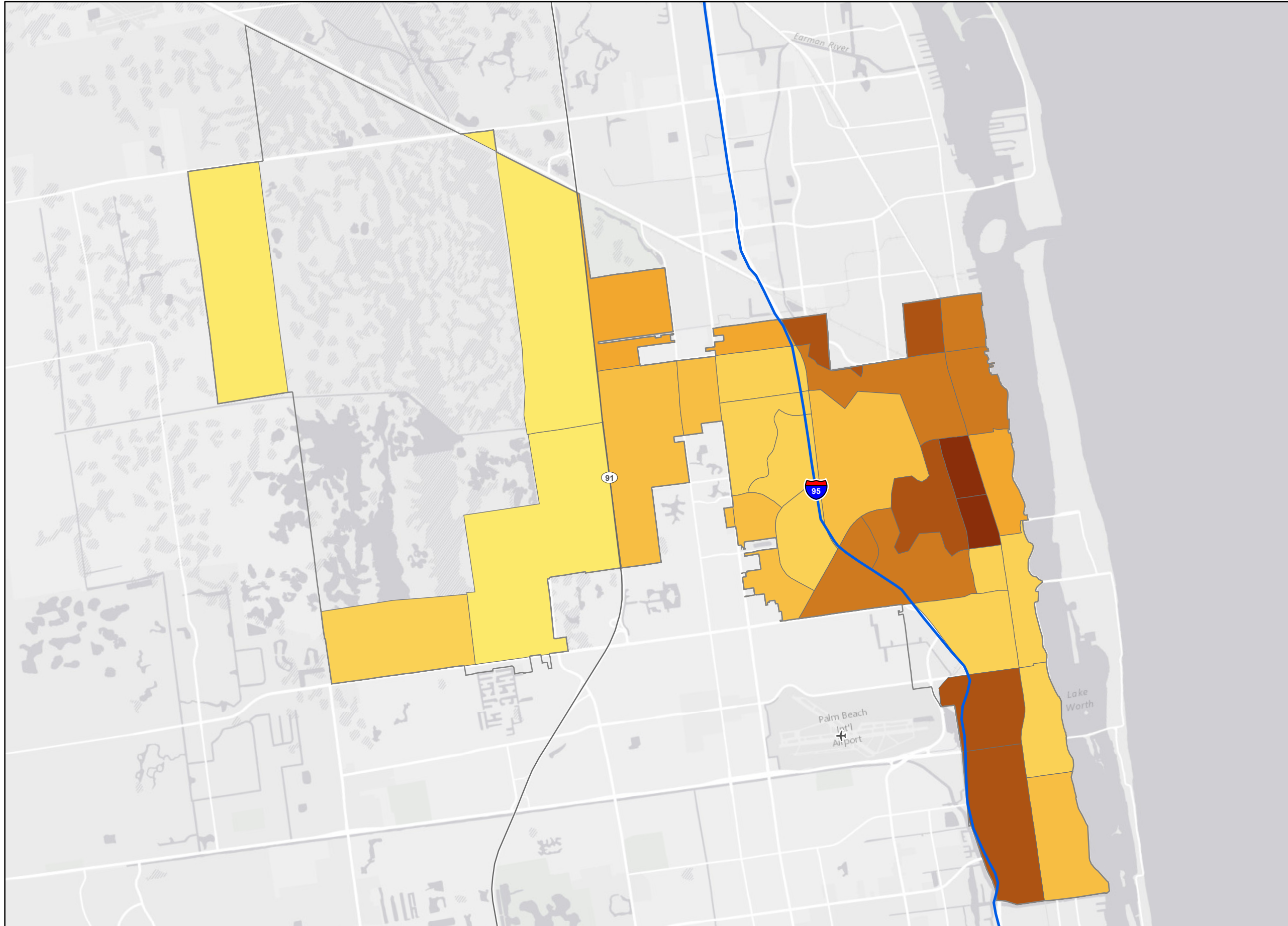


**Data sources:**  
 CDC BRFSS 2014, US Census Bureau 2010 Census, ACS 2010-2014,



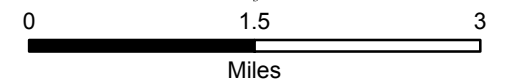
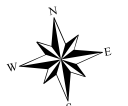


# No leisure-time physical activity among adults aged $\geq 18$ years by census tract, West Palm Beach, FL, 2014

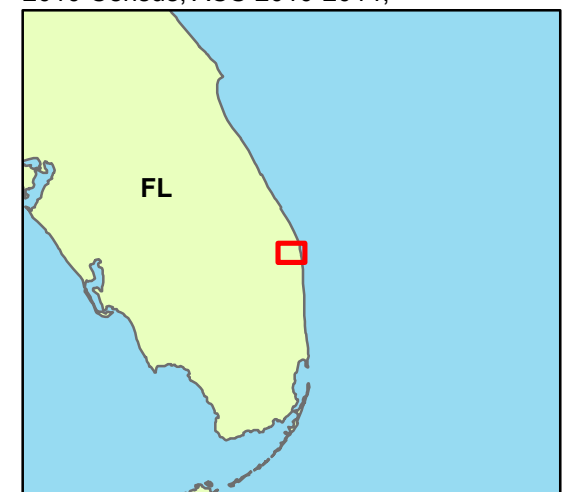


**Classification:**  
 Jenks natural breaks (9 classes) based on data for all 500 cities' census tracts. Legend depicts only those data classes within this map extent.

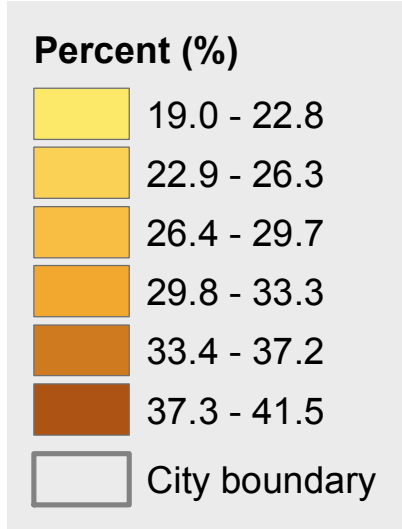
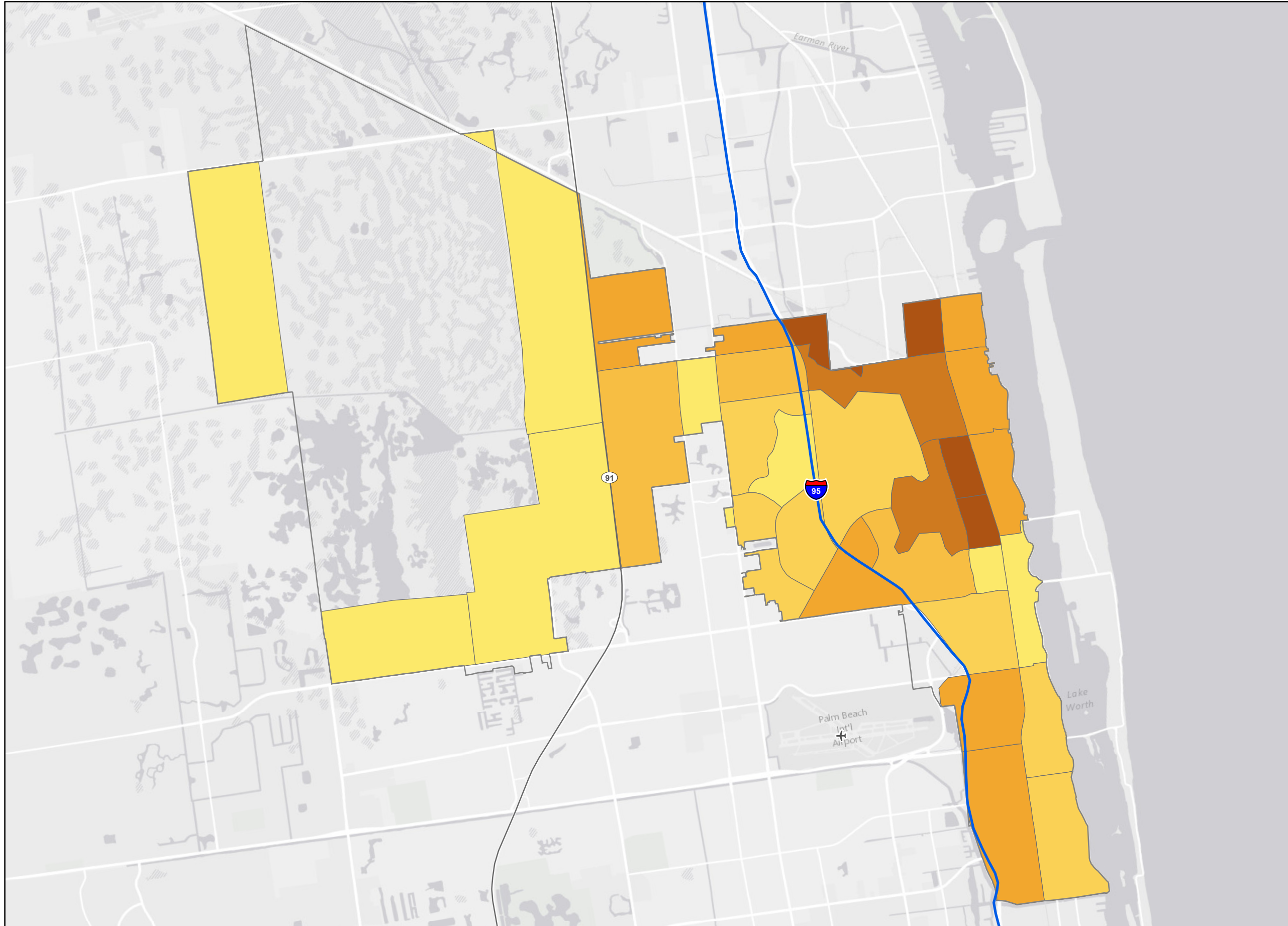
Census tracts with population less than 50 were excluded from map.



**Data sources:**  
 CDC BRFSS 2014, US Census Bureau 2010 Census, ACS 2010-2014,

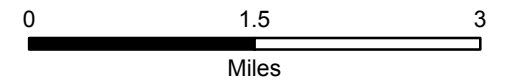
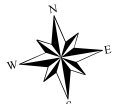


# Obesity among adults aged $\geq 18$ years by census tract, West Palm Beach, FL, 2014

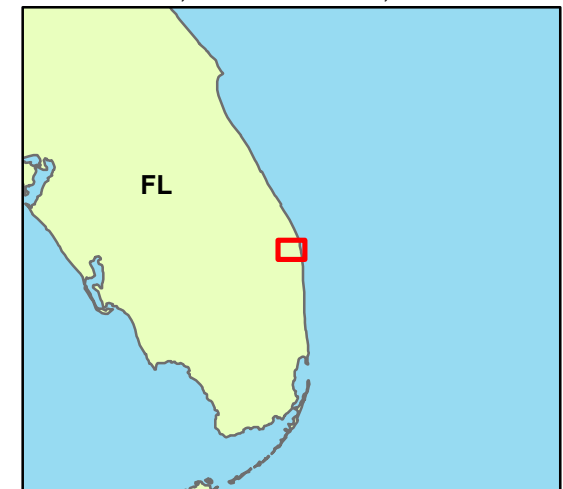


**Classification:**  
Jenks natural breaks (9 classes) based on data for all 500 cities' census tracts. Legend depicts only those data classes within this map extent.

Census tracts with population less than 50 were excluded from map.

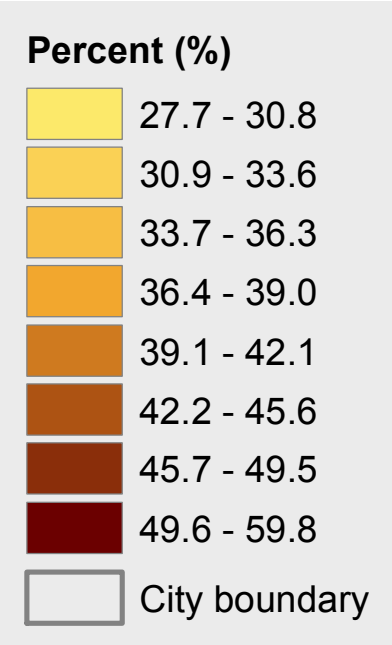
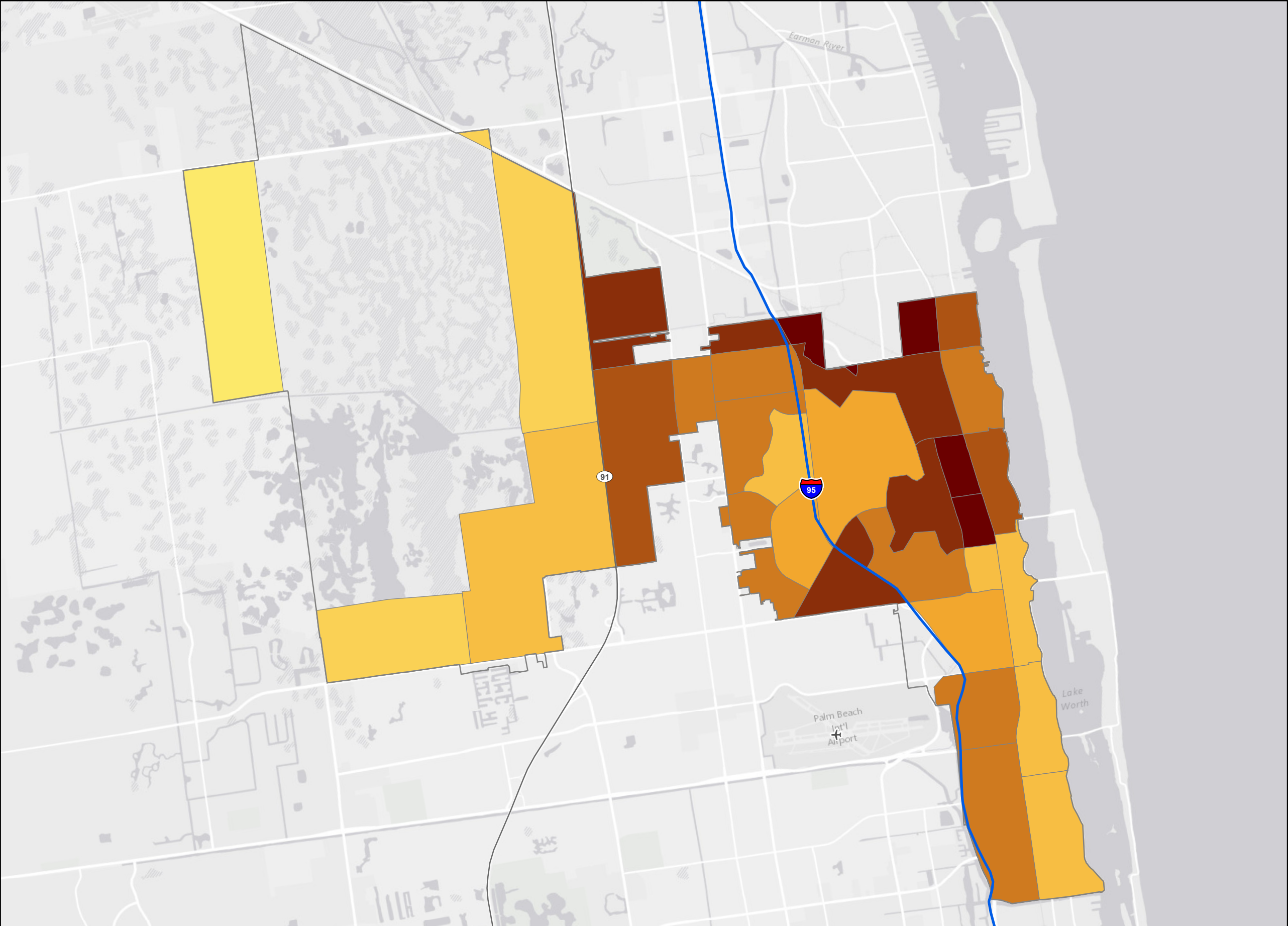


**Data sources:**  
CDC BRFSS 2014, US Census Bureau 2010 Census, ACS 2010-2014,



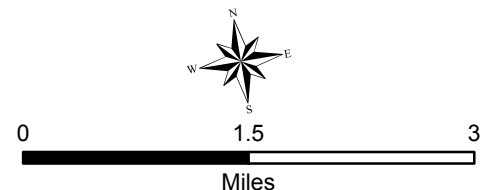


# Sleeping less than 7 hours among adults aged $\geq 18$ years by census tract, West Palm Beach, FL, 2014

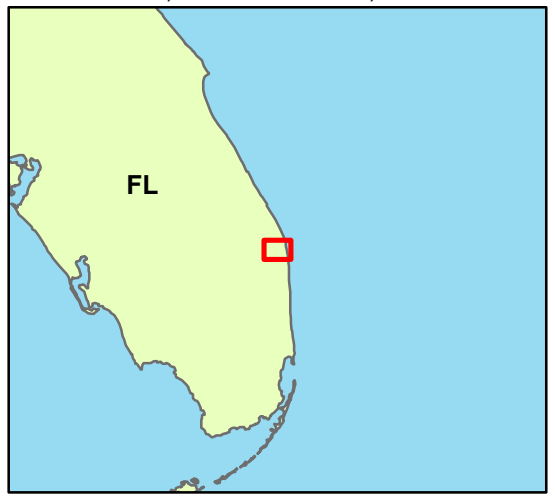


**Classification:**  
 Jenks natural breaks (9 classes) based on data for all 500 cities' census tracts. Legend depicts only those data classes within this map extent.

Census tracts with population less than 50 were excluded from map.



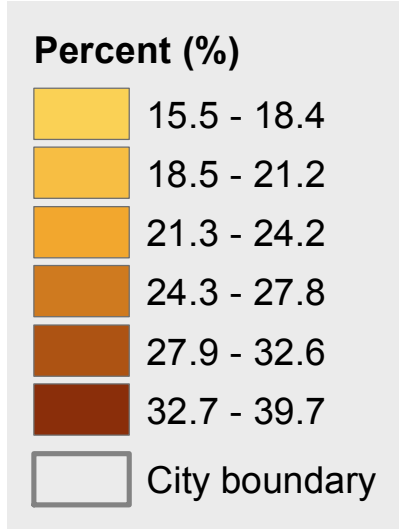
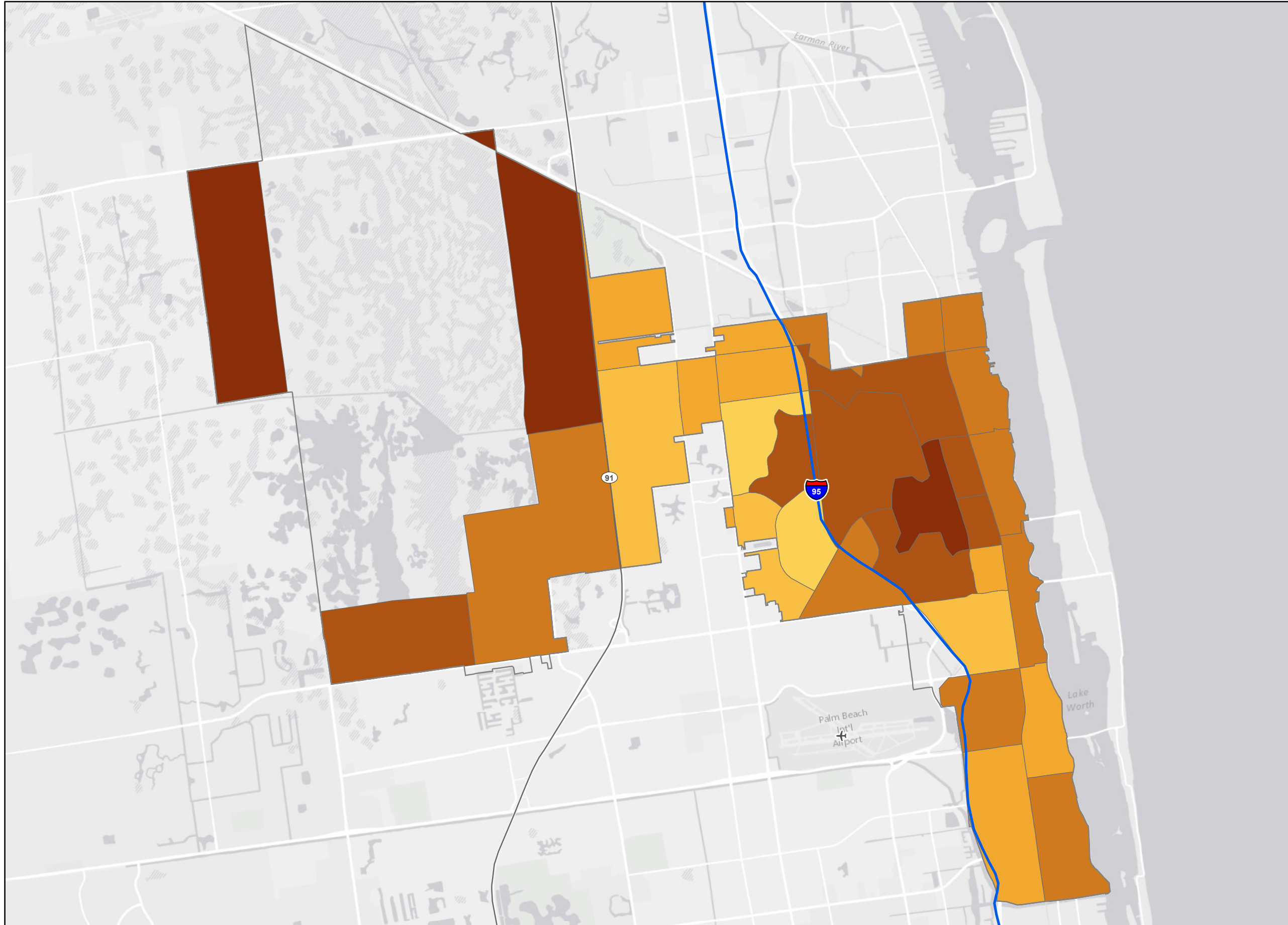
**Data sources:**  
 CDC BRFSS 2014, US Census Bureau 2010 Census, ACS 2010-2014,



# Health Outcomes

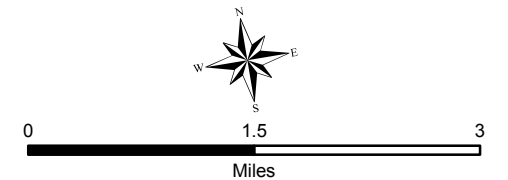


# Arthritis among adults aged $\geq 18$ years by census tract, West Palm Beach, FL, 2014



**Classification:**  
Jenks natural breaks (9 classes) based on data for all 500 cities' census tracts. Legend depicts only those data classes within this map extent.

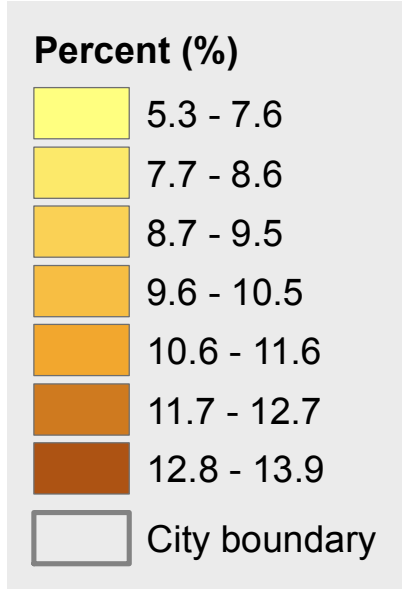
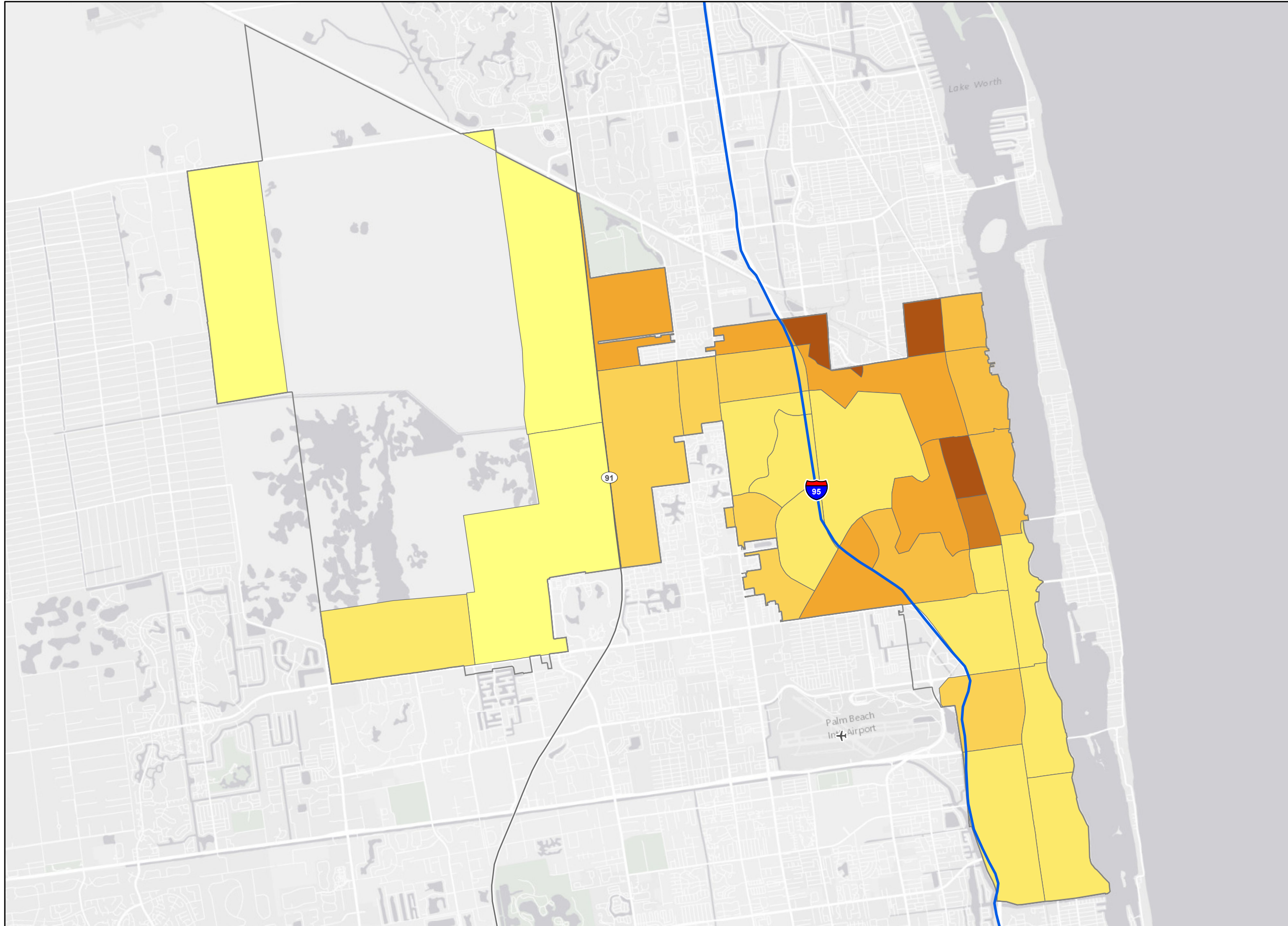
Census tracts with population less than 50 were excluded from the map.



**Data sources:**  
CDC BRFSS 2014, US Census Bureau 2010 Census, ACS 2010-2014,

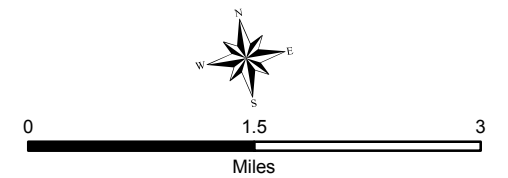


# Current asthma prevalence among adults aged $\geq 18$ years by census tract, West Palm Beach, FL, 2014



**Classification:**  
 Jenks natural breaks (9 classes) based on data for all 500 cities' census tracts. Legend depicts only those data classes within this map extent.

Census tracts with population less than 50 were excluded from the map.

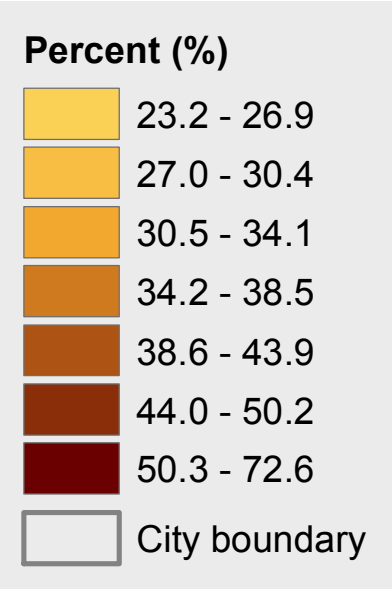
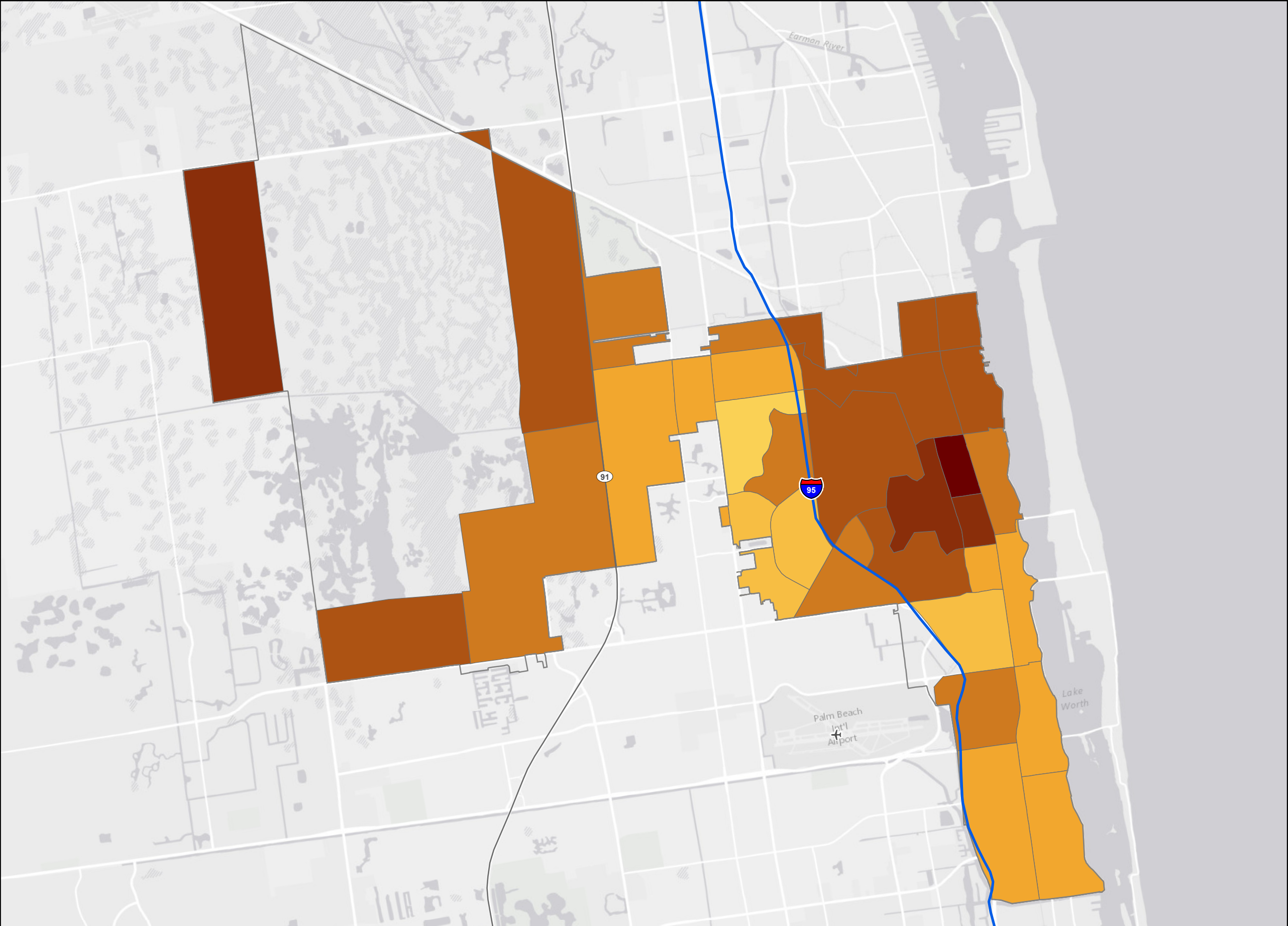


**Data sources:**  
 CDC BRFSS 2014, US Census Bureau 2010 Census, ACS 2010-2014,



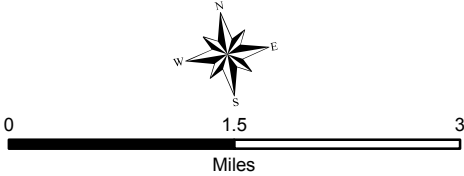


# High blood pressure among adults aged $\geq 18$ years by census tract, West Palm Beach, FL, 2013



Classification:  
 Jenks natural breaks (9 classes) based on data for all 500 cities' census tracts. Legend depicts only those data classes within this map extent.

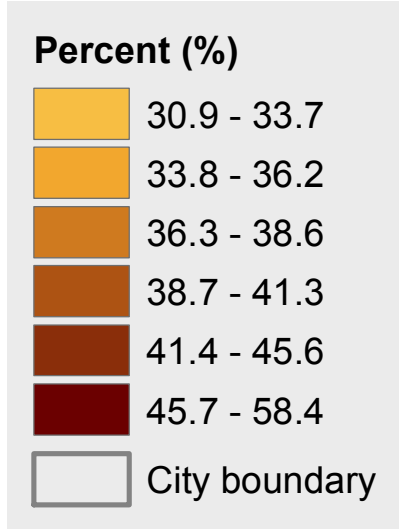
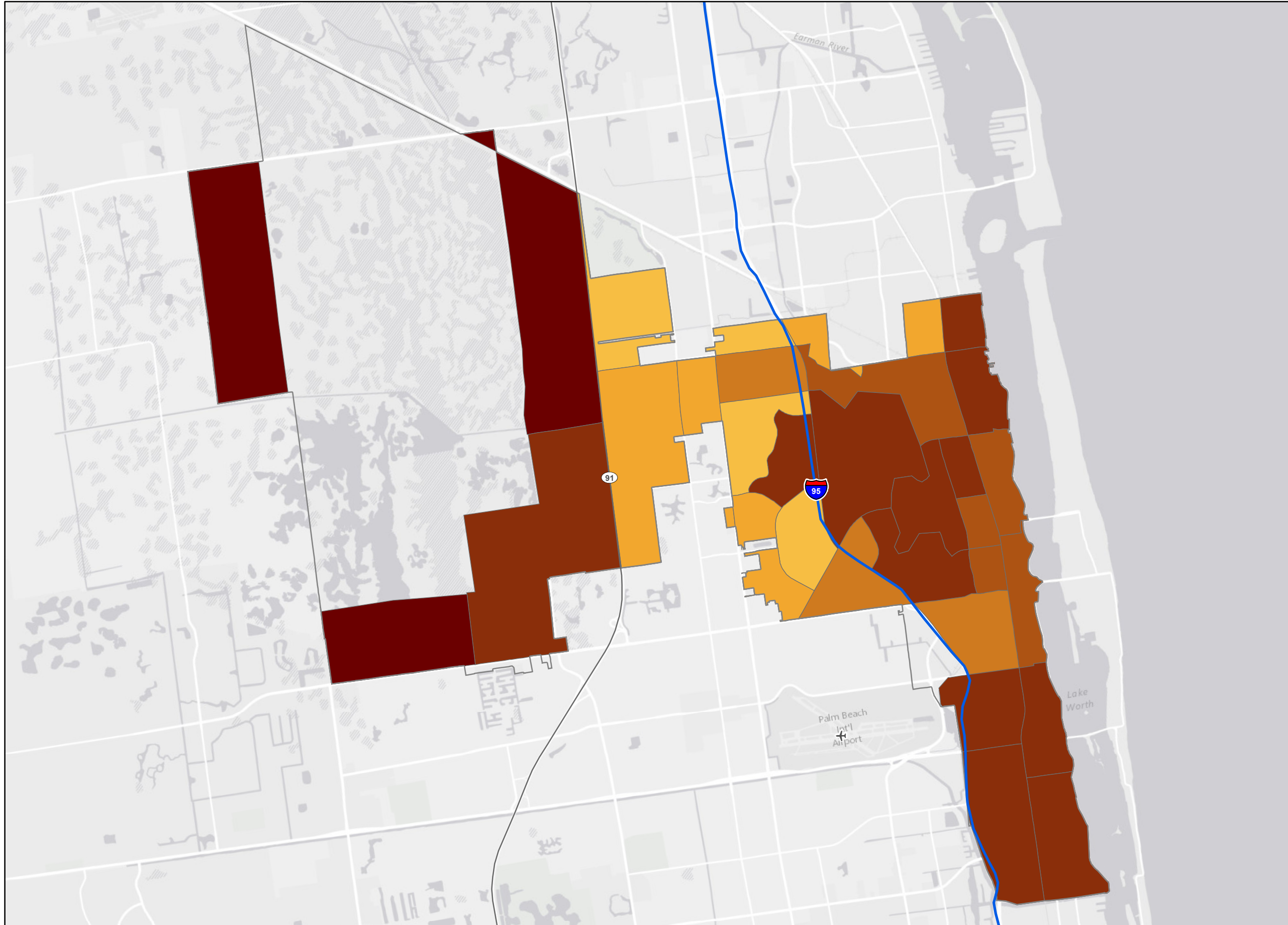
Census tracts with population less than 50 were excluded from the map.



Data sources:  
 CDC BRFSS 2013, US Census Bureau 2010 Census, ACS 2009-2013.

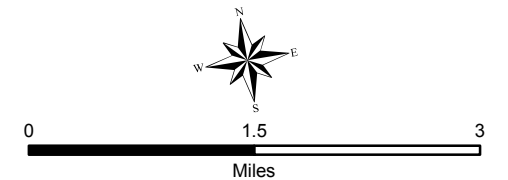


# High cholesterol among adults aged $\geq 18$ years who have been screened in the past five years by census tract, West Palm Beach, FL, 2013



Classification:  
 Jenks natural breaks (9 classes) based on data for all 500 cities' census tracts. Legend depicts only those data classes within this map extent.

Census tracts with population less than 50 were excluded from the map.

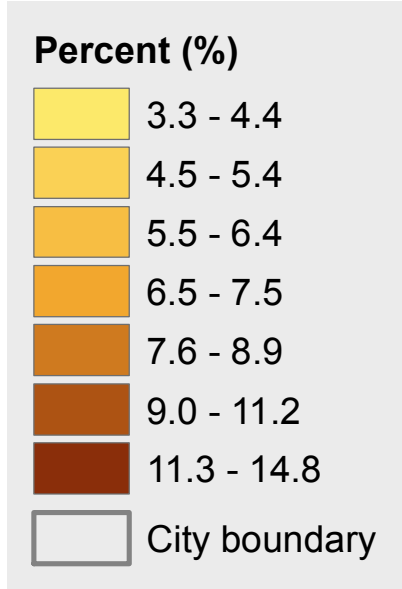
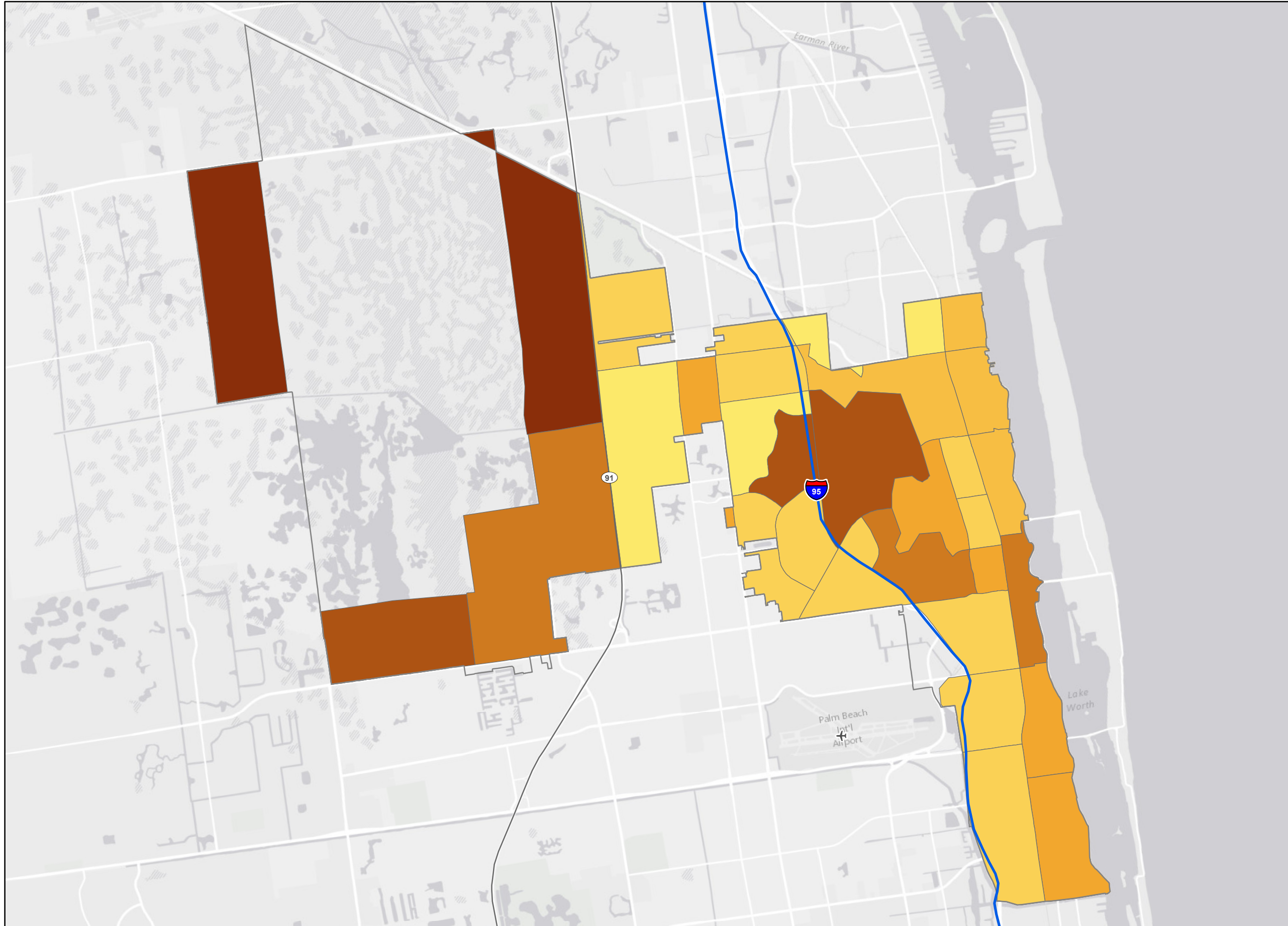


Data sources:  
 CDC BRFSS 2013, US Census Bureau 2010 Census, ACS 2009-2013.



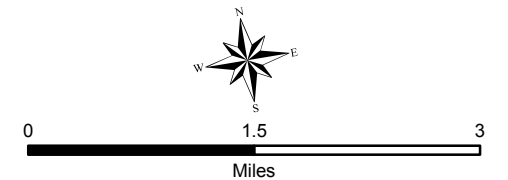


# Cancer among adults aged $\geq 18$ years by census tract, West Palm Beach, FL, 2014



**Classification:**  
Jenks natural breaks (9 classes) based on data for all 500 cities' census tracts. Legend depicts only those data classes within this map extent.

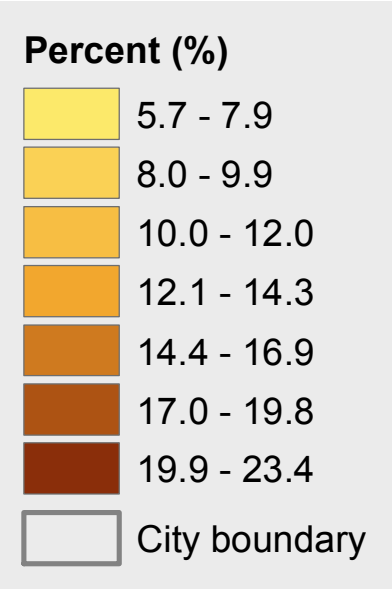
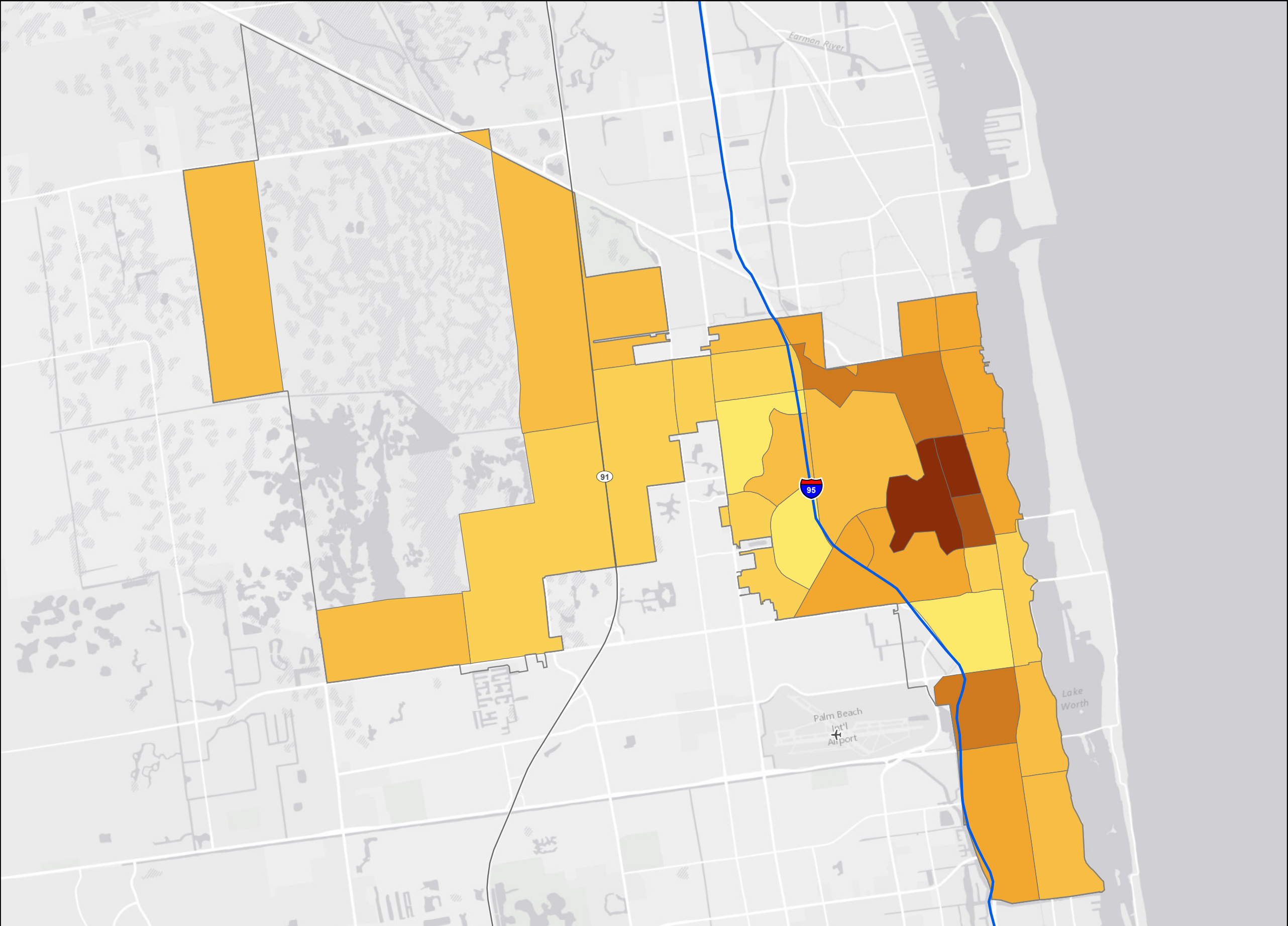
Census tracts with population less than 50 were excluded from the map.



**Data sources:**  
CDC BRFSS 2014, US Census Bureau 2010 Census, ACS 2010-2014,

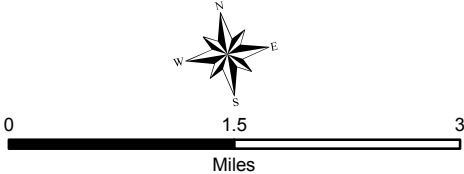


# Diagnosed diabetes among adults aged $\geq 18$ years by census tract, West Palm Beach, FL, 2014



**Classification:**  
 Jenks natural breaks (9 classes) based on data for all 500 cities' census tracts. Legend depicts only those data classes within this map extent.

Census tracts with population less than 50 were excluded from the map.

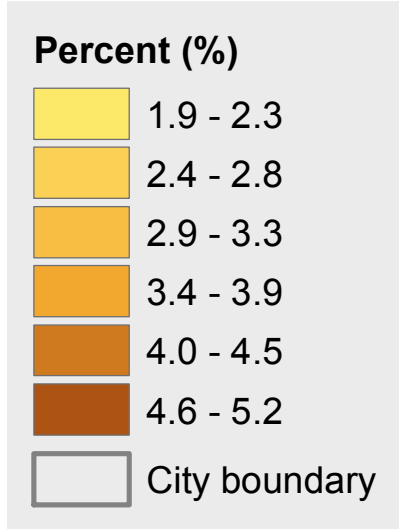
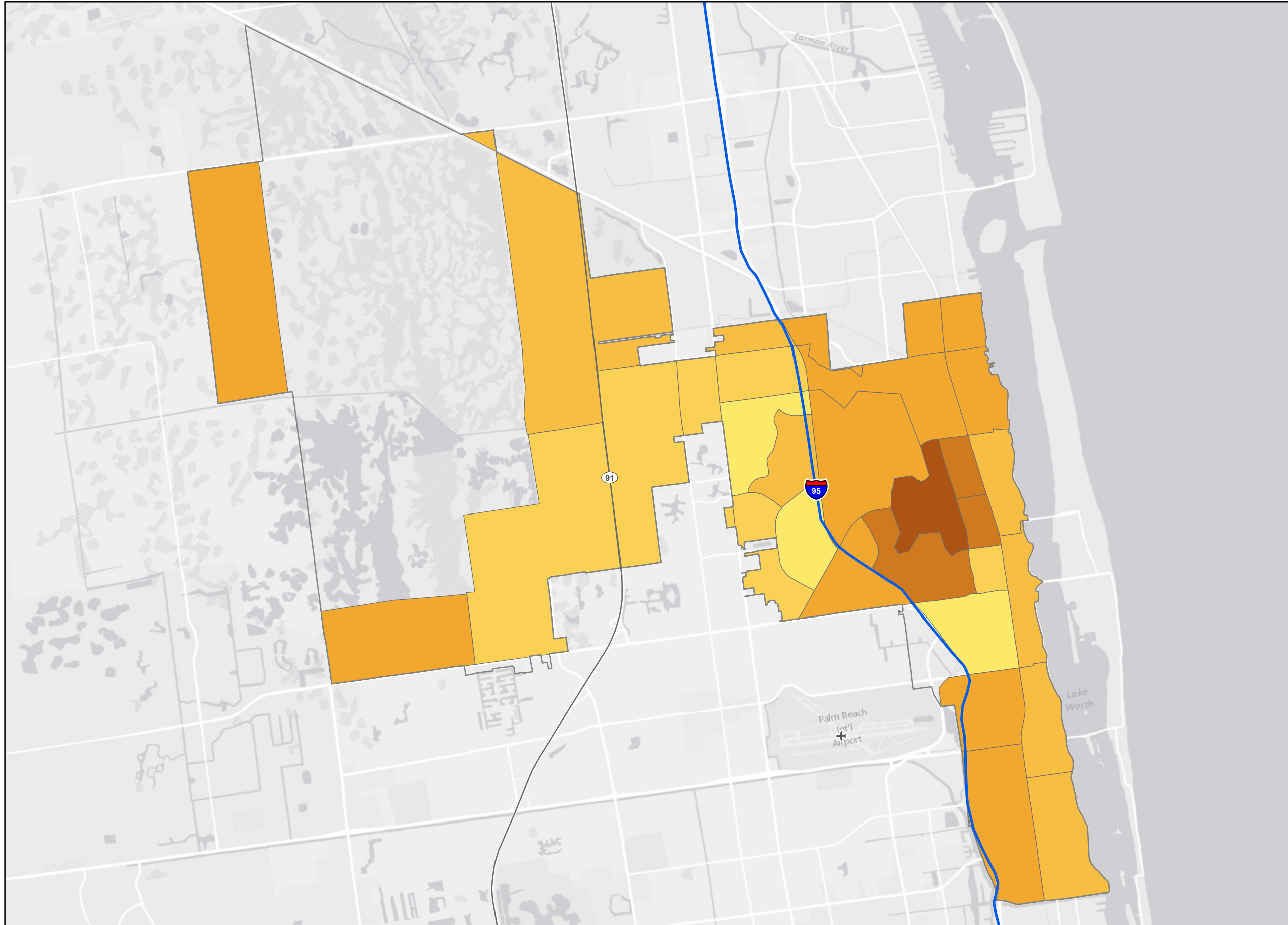


**Data sources:**  
 CDC BRFSS 2014, US Census Bureau 2010 Census, ACS 2010-2014,



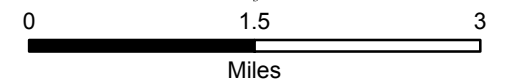
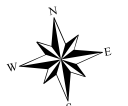


# Chronic kidney disease among adults aged $\geq 18$ years by census tract, West Palm Beach, FL, 2014



**Classification:**  
 Jenks natural breaks (9 classes) based on data for all 500 cities' census tracts. Legend depicts only those data classes within this map extent.

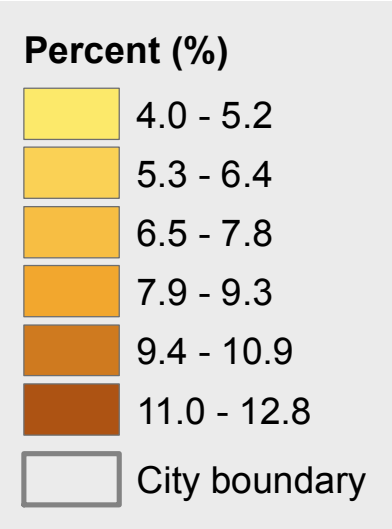
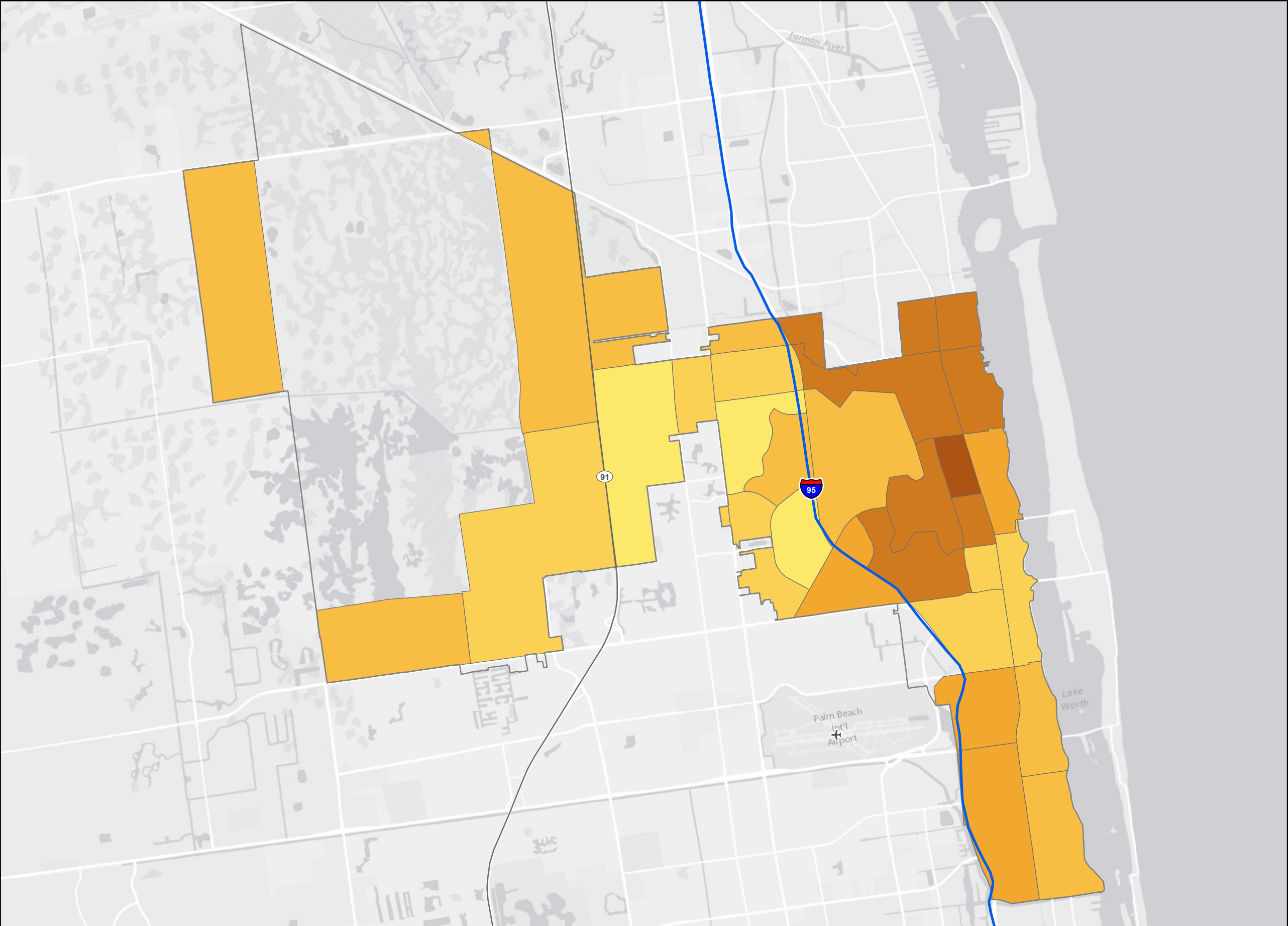
Census tracts with population less than 50 were excluded from map.



**Data sources:**  
 CDC BRFSS 2014, US Census Bureau 2010 Census, ACS 2010-2014,

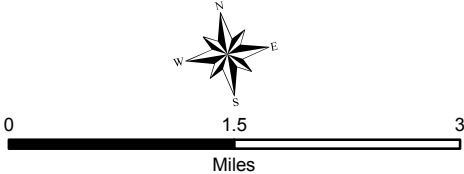


# Chronic obstructive pulmonary disease among adults aged $\geq 18$ years by census tract, West Palm Beach, FL, 2014



Classification:  
 Jenks natural breaks (9 classes) based on data for all 500 cities' census tracts. Legend depicts only those data classes within this map extent.

Census tracts with population less than 50 were excluded from the map.

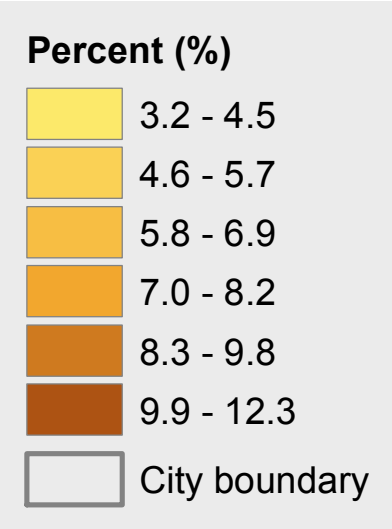
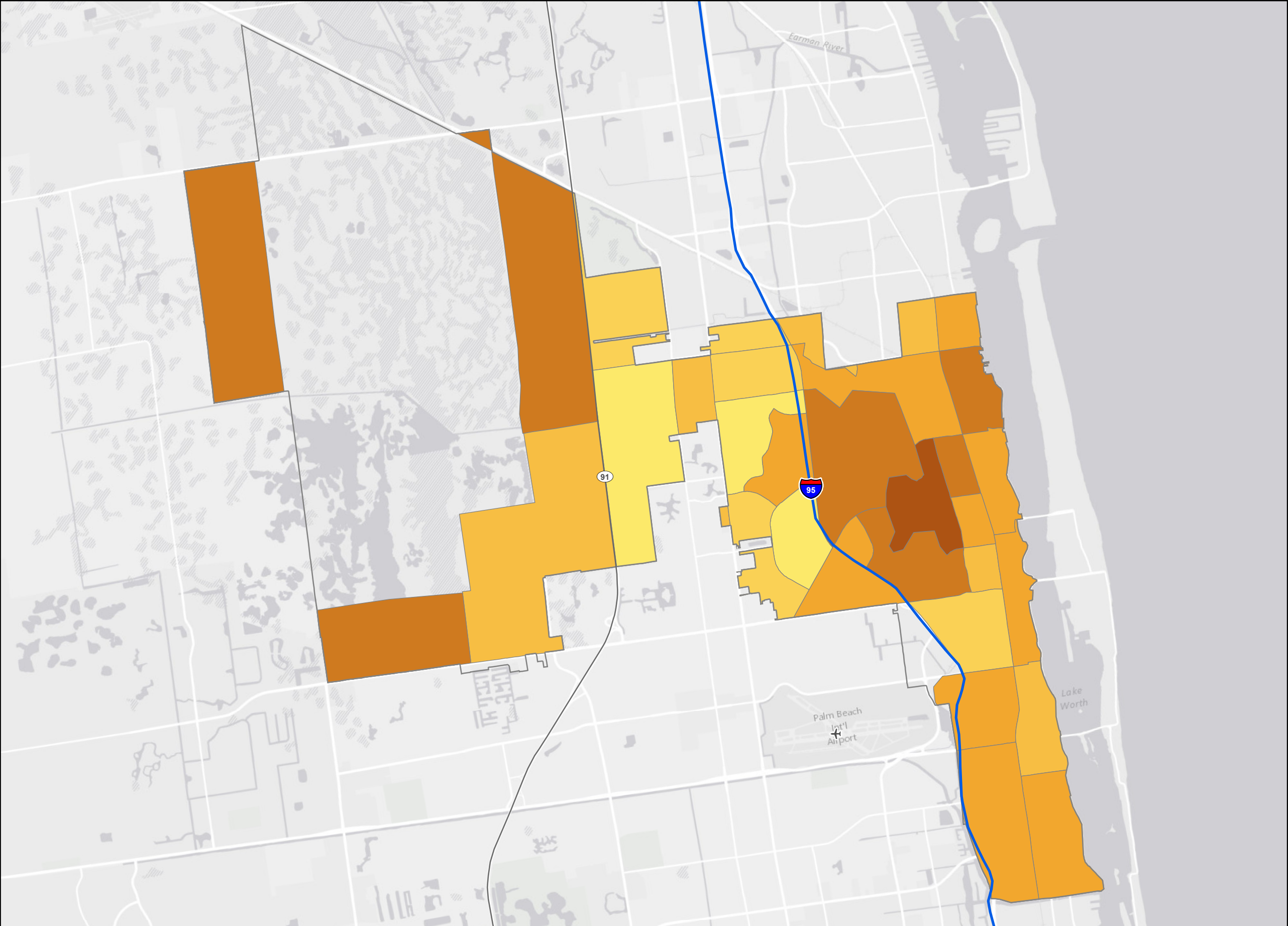


Data sources:  
 CDC BRFSS 2014, US Census Bureau 2010 Census, ACS 2010-2014,



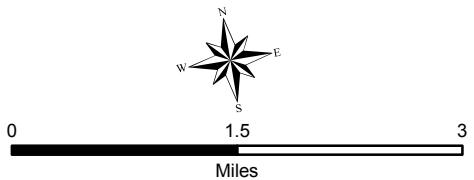


# Coronary heart disease among adults aged $\geq 18$ years by census tract, West Palm Beach, FL, 2014

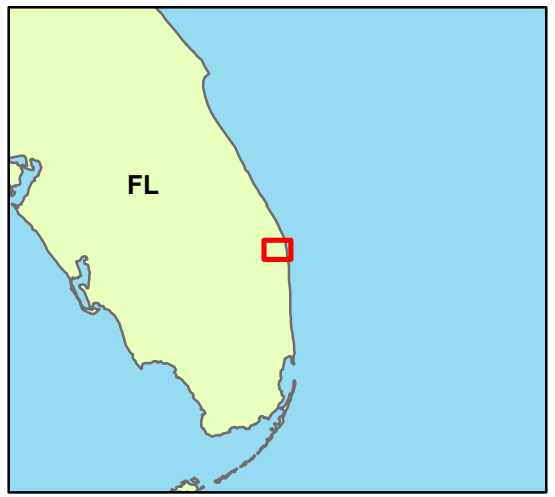


**Classification:**  
 Jenks natural breaks (9 classes) based on data for all 500 cities' census tracts. Legend depicts only those data classes within this map extent.

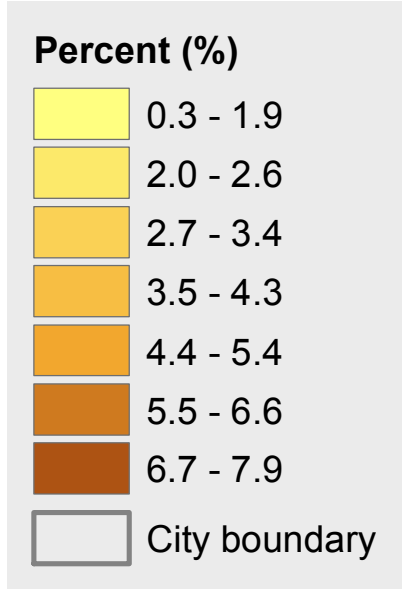
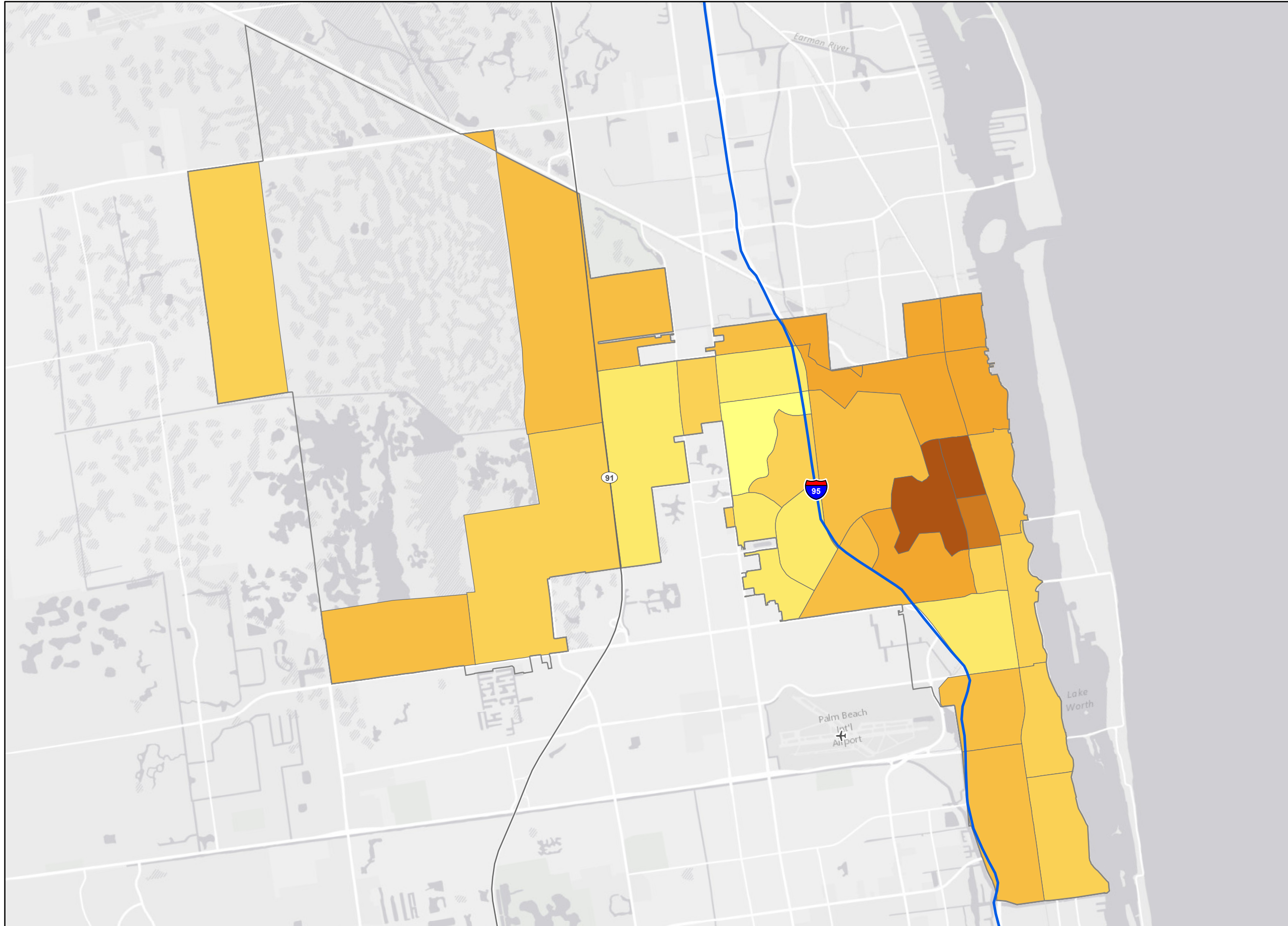
Census tracts with population less than 50 were excluded from the map.



**Data sources:**  
 CDC BRFSS 2014, US Census Bureau 2010 Census, ACS 2010-2014,

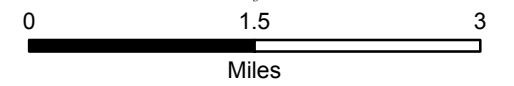
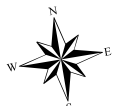


# Stroke among adults aged $\geq 18$ years by census tract, West Palm Beach, FL, 2014



**Classification:**  
Jenks natural breaks (9 classes) based on data for all 500 cities' census tracts. Legend depicts only those data classes within this map extent.

Census tracts with population less than 50 were excluded from map.

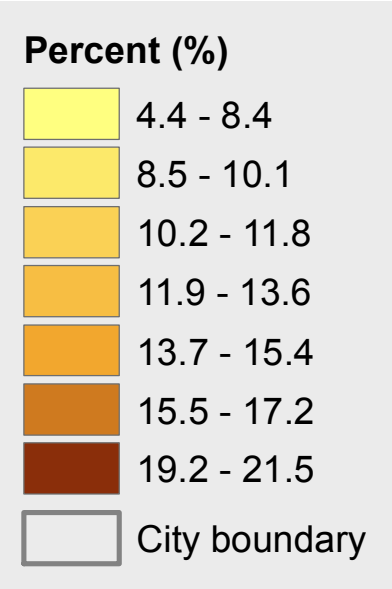
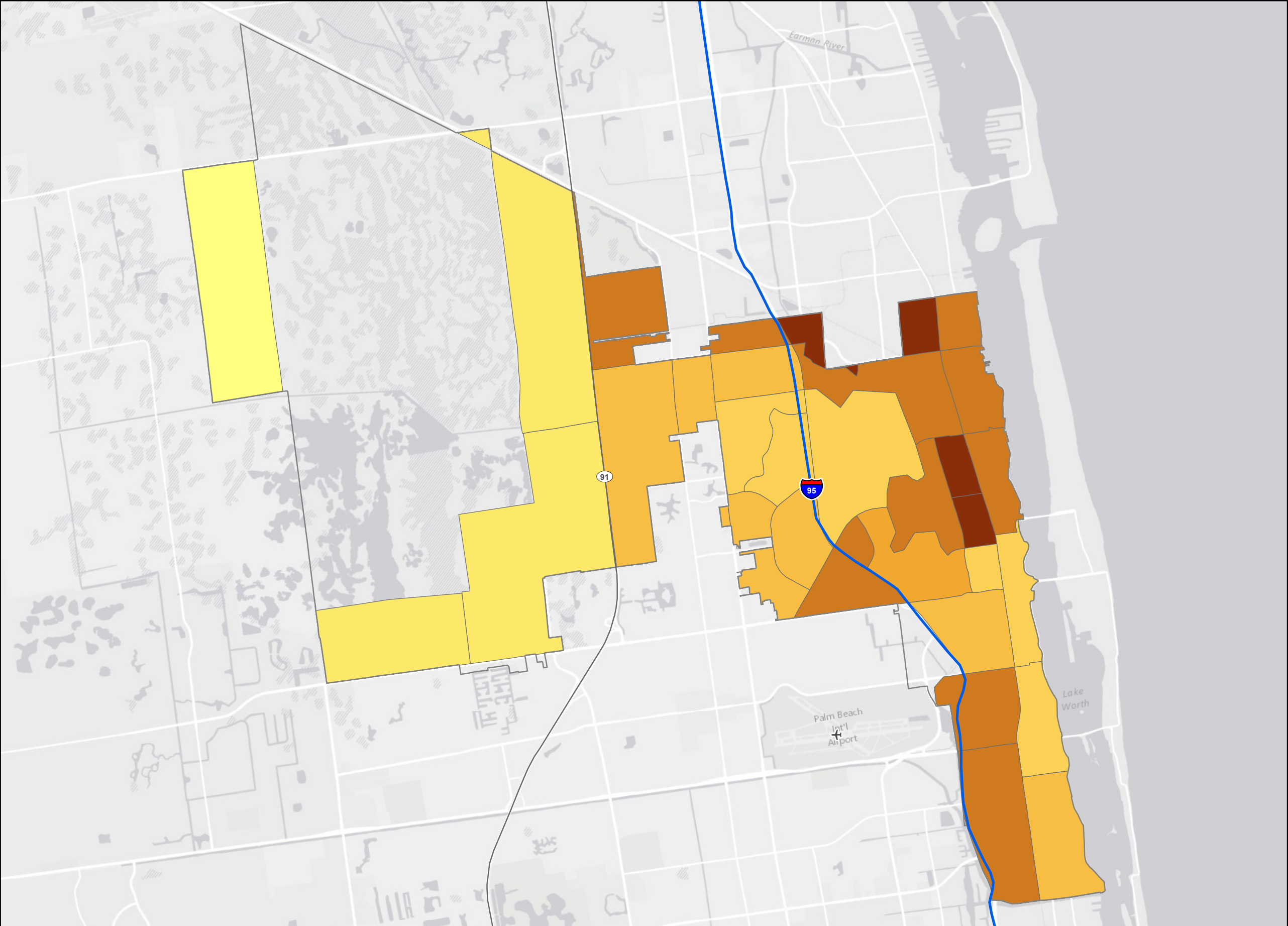


**Data sources:**  
CDC BRFSS 2014, US Census Bureau 2010 Census, ACS 2010-2014,



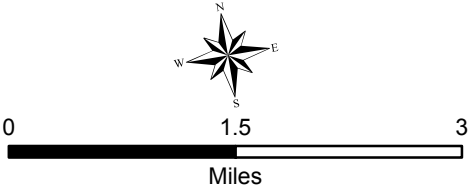


# Mental health not good for $\geq 14$ days among adults aged $\geq 18$ years by census tract, West Palm Beach, FL, 2014



**Classification:**  
 Jenks natural breaks (9 classes) based on data for all 500 cities' census tracts. Legend depicts only those data classes within this map extent.

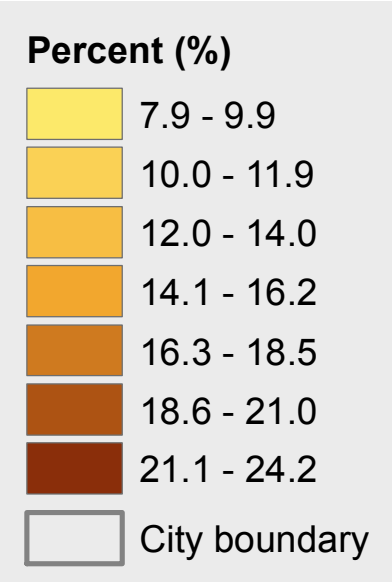
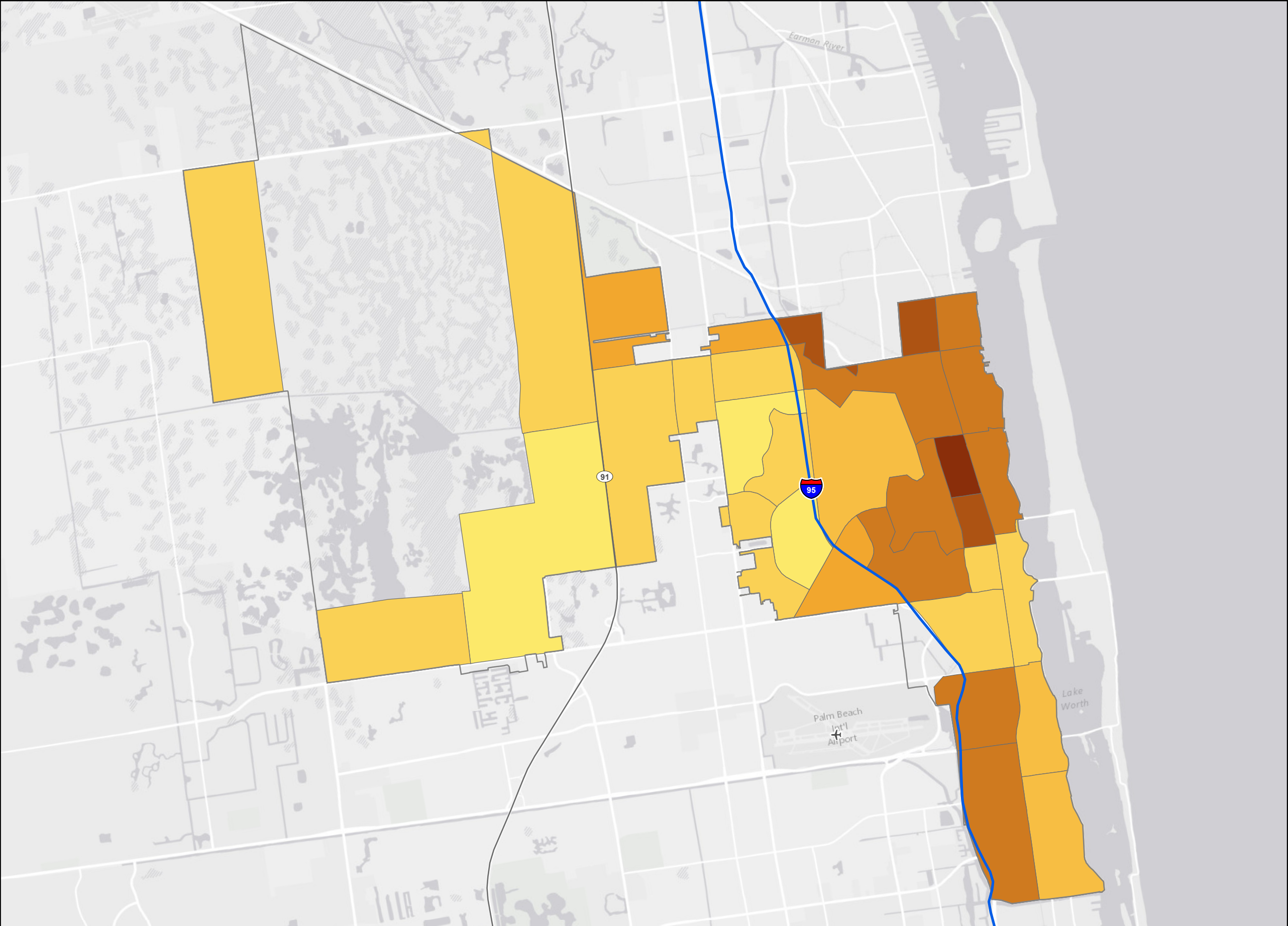
Census tracts with population less than 50 were excluded from map.



**Data sources:**  
 CDC BRFSS 2014, US Census Bureau 2010 Census, ACS 2010-2014,

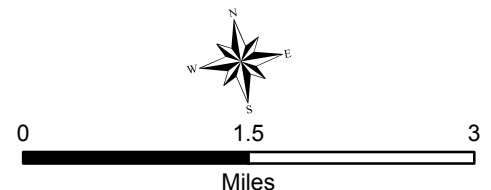


# Physical health not good for $\geq 14$ days among adults aged $\geq 18$ years by census tract, West Palm Beach, FL, 2014

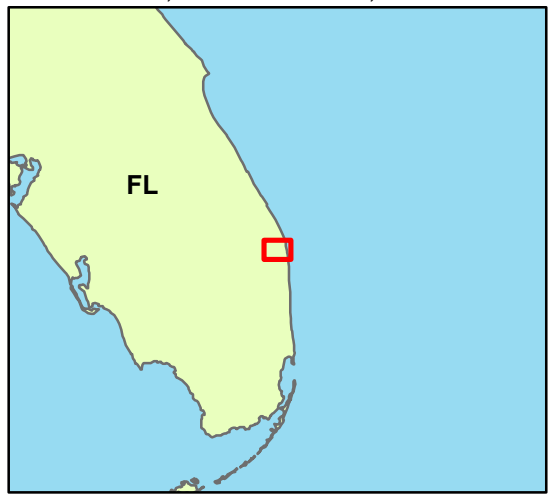


**Classification:**  
 Jenks natural breaks (9 classes) based on data for all 500 cities' census tracts. Legend depicts only those data classes within this map extent.

Census tracts with population less than 50 were excluded from map.

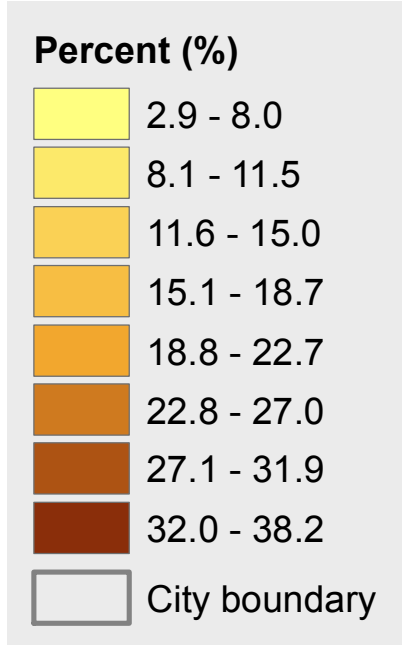
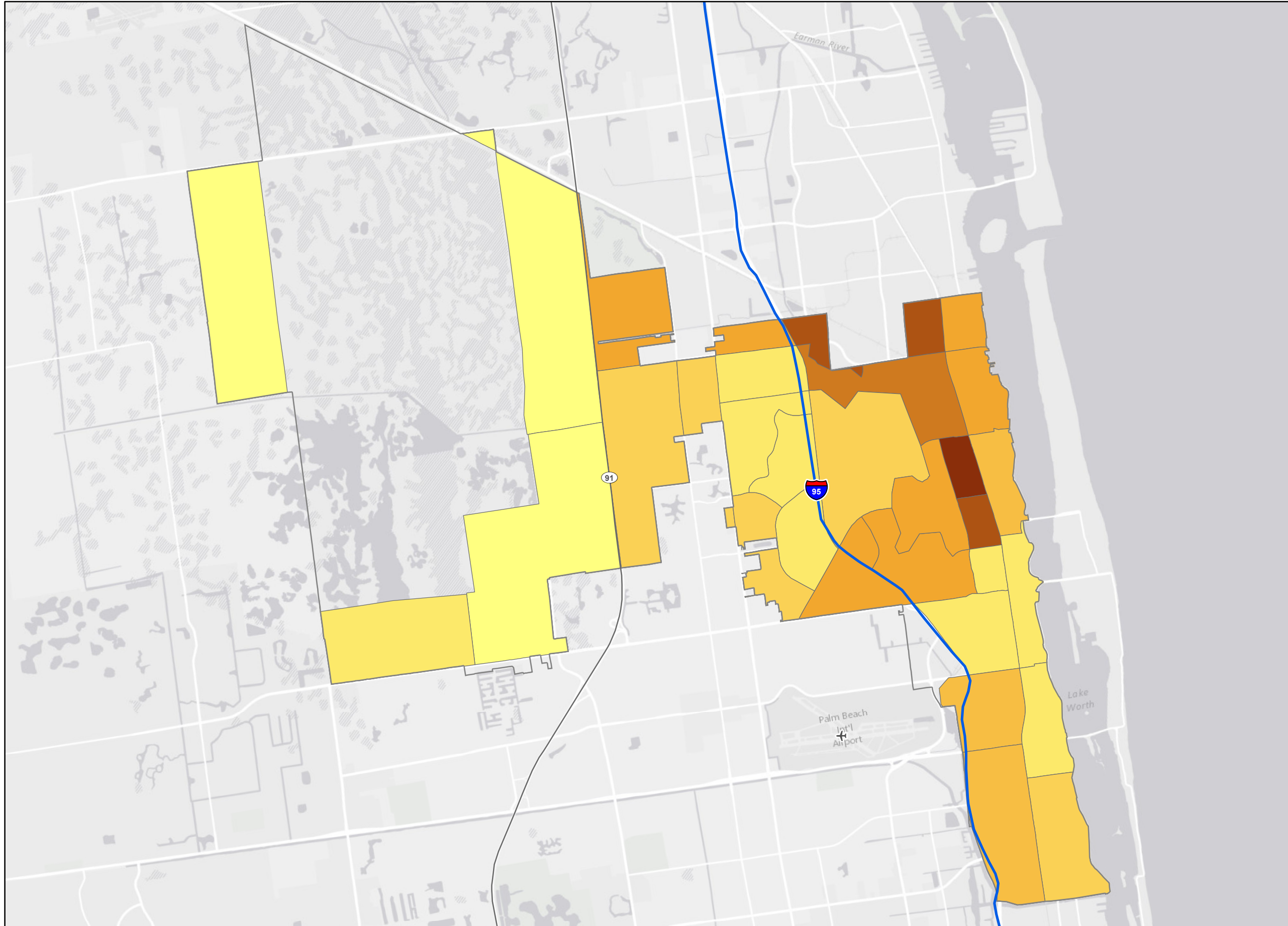


**Data sources:**  
 CDC BRFSS 2014, US Census Bureau 2010 Census, ACS 2010-2014,



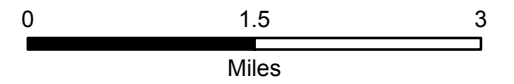
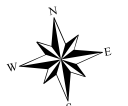


# All teeth lost among adults aged $\geq 65$ years by census tract, West Palm Beach, FL, 2014



**Classification:**  
 Jenks natural breaks (9 classes) based on data for all 500 cities' census tracts. Legend depicts only those data classes within this map extent.

Census tracts with population less than 50 were excluded from map.



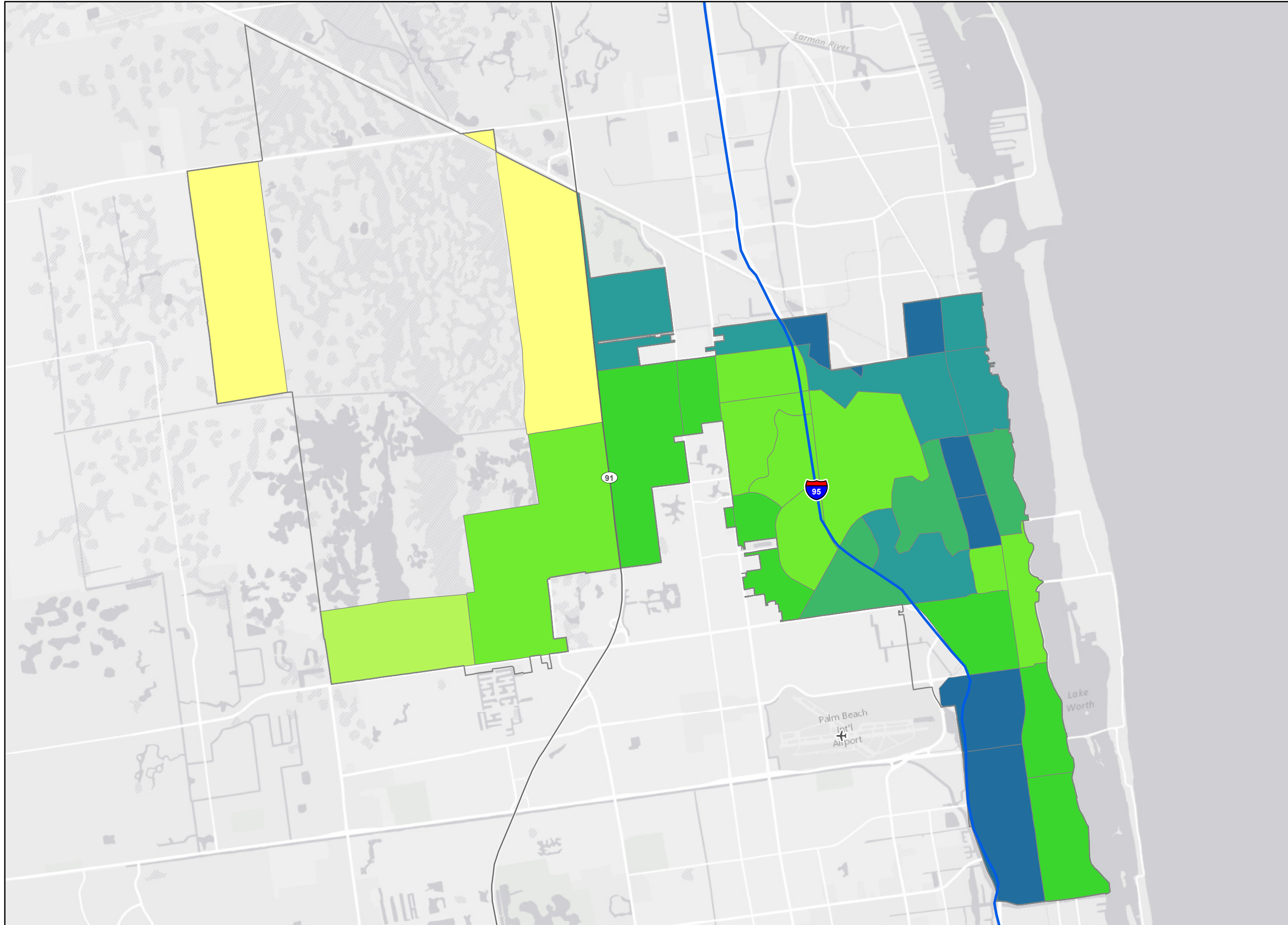
**Data sources:**  
 CDC BRFSS 2014, US Census Bureau 2010 Census, ACS 2010-2014,



# Use of Preventive Services

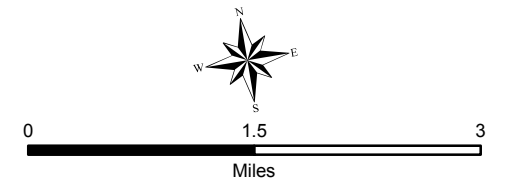


# Current lack of health insurance among adults aged 18-64 years by census tract, West Palm Beach, FL, 2014



**Classification:**  
 Jenks natural breaks (9 classes) based on data for all 500 cities' census tracts. Legend depicts only those data classes within this map extent.

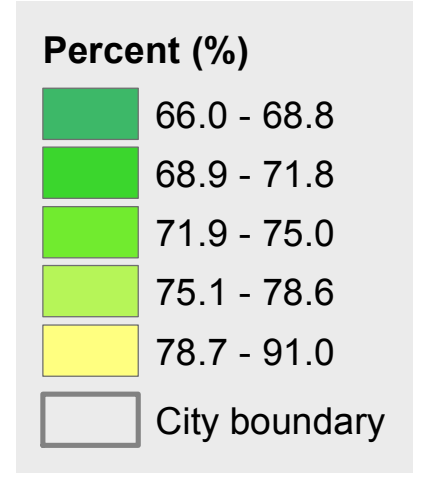
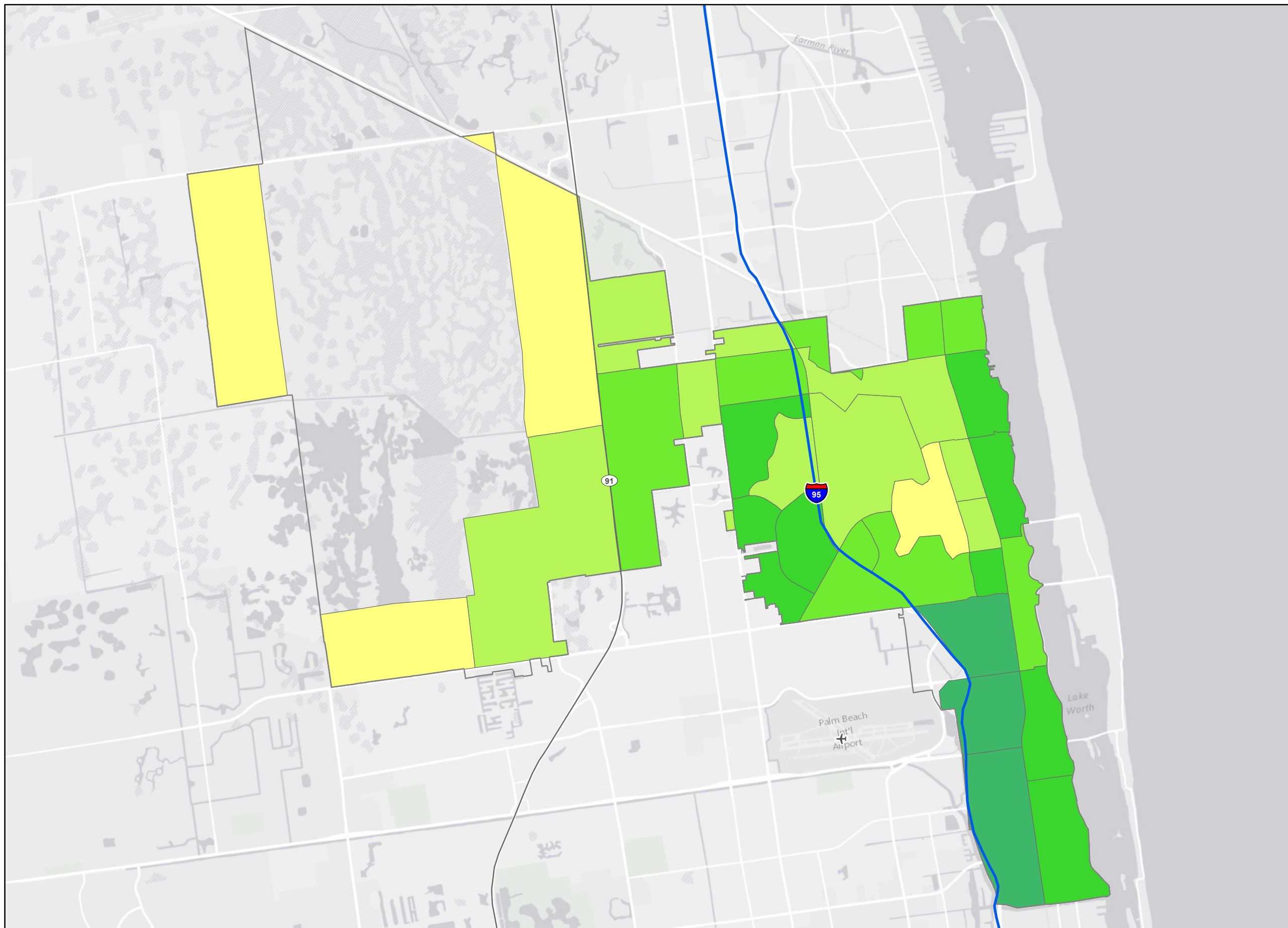
Census tracts with population less than 50 were excluded from the map.



**Data sources:**  
 CDC BRFSS 2014, US Census Bureau 2010 Census, ACS 2010-2014,

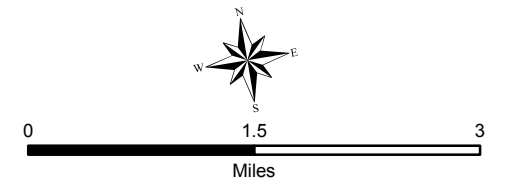


# Visits to doctor for routine checkup within the past year among adults aged $\geq 18$ years by census tract, West Palm Beach, FL, 2014

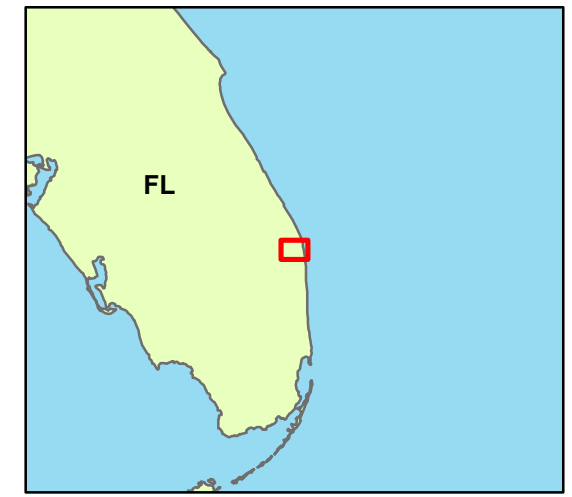


**Classification:**  
 Jenks natural breaks (9 classes) based on data for all 500 cities' census tracts. Legend depicts only those data classes within this map extent.

Census tracts with population less than 50 were excluded from the map.

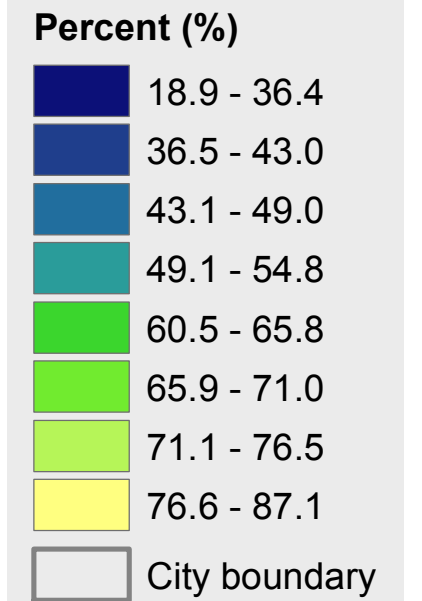
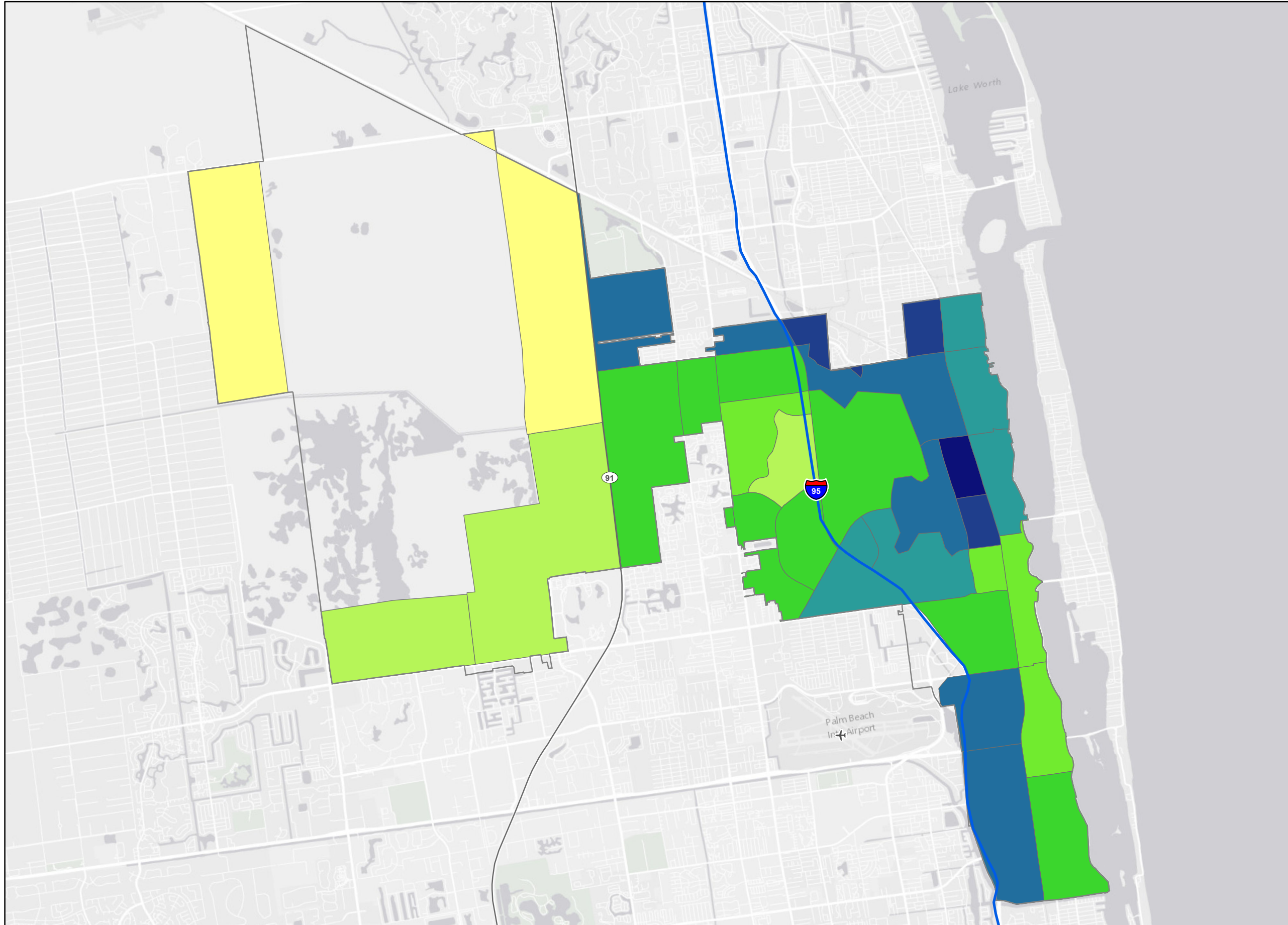


**Data sources:**  
 CDC BRFSS 2014, US Census Bureau 2010 Census, ACS 2010-2014,



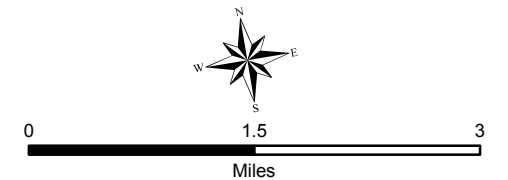


# Visits to dentist or dental clinic among adults aged $\geq 18$ years by census tract, West Palm Beach, FL, 2014



**Classification:**  
 Jenks natural breaks (9 classes) based on data for all 500 cities' census tracts. Legend depicts only those data classes within this map extent.

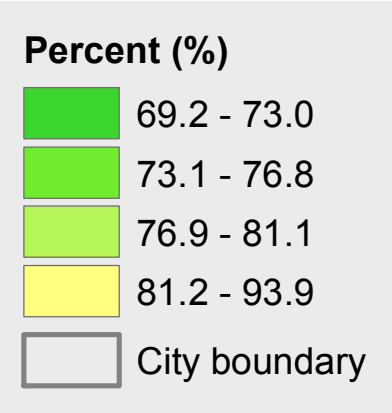
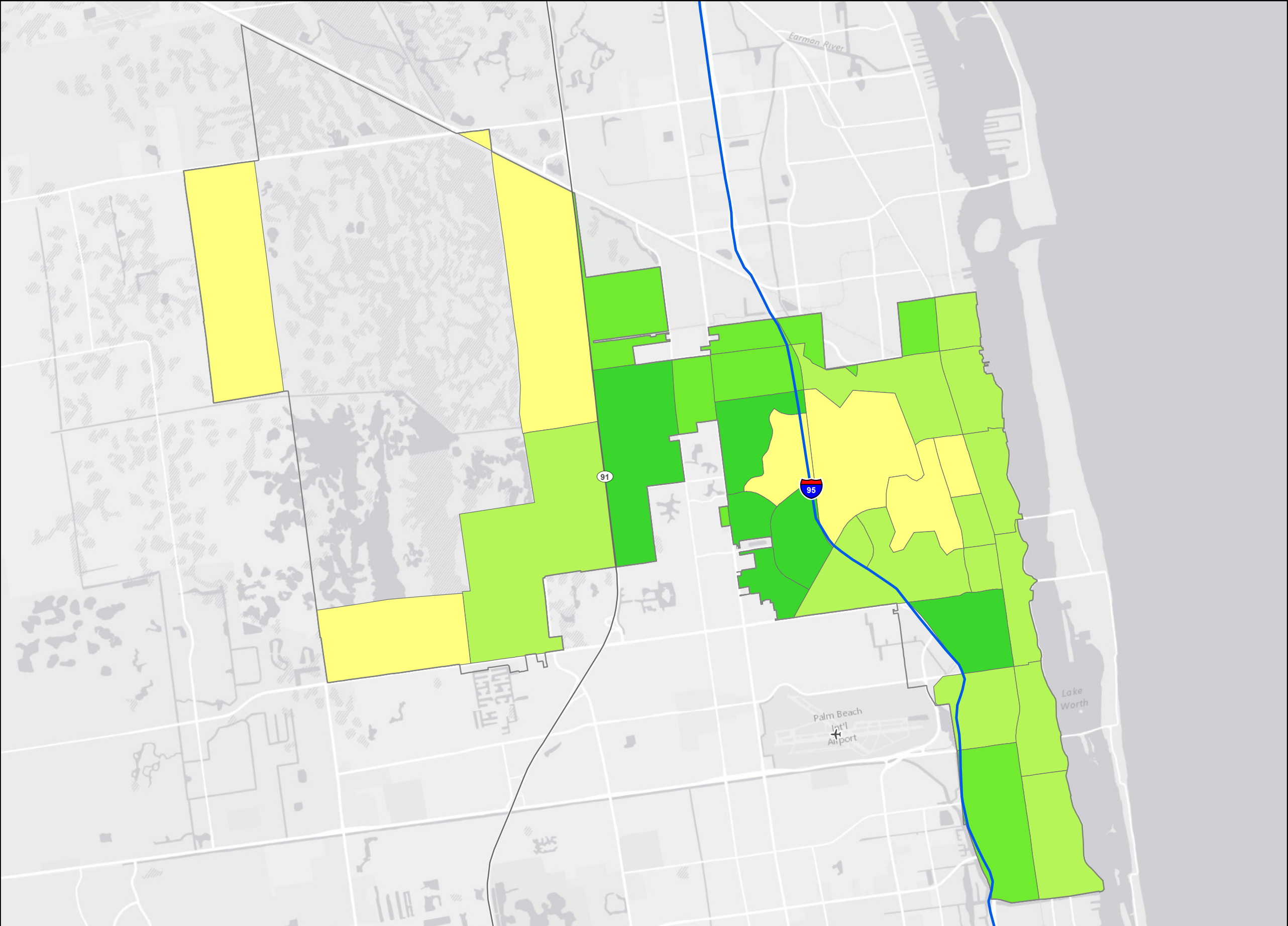
Census tracts with population less than 50 were excluded from the map.



**Data sources:**  
 CDC BRFSS 2014, US Census Bureau 2010 Census, ACS 2010-2014,

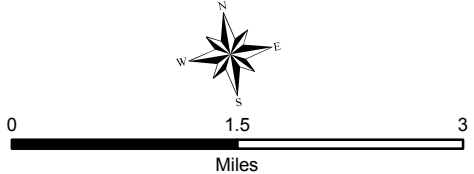


# Taking medicine for high blood pressure control among adults aged $\geq 18$ years with high blood pressure by census tract, West Palm Beach, FL, 2013



**Classification:**  
 Jenks natural breaks (9 classes) based on data for all 500 cities' census tracts. Legend depicts only those data classes within this map extent.

Census tracts with population less than 50 were excluded from the map.

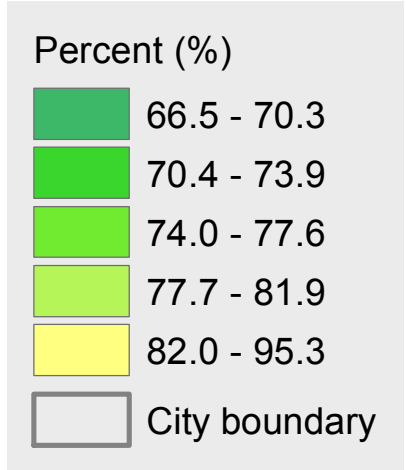
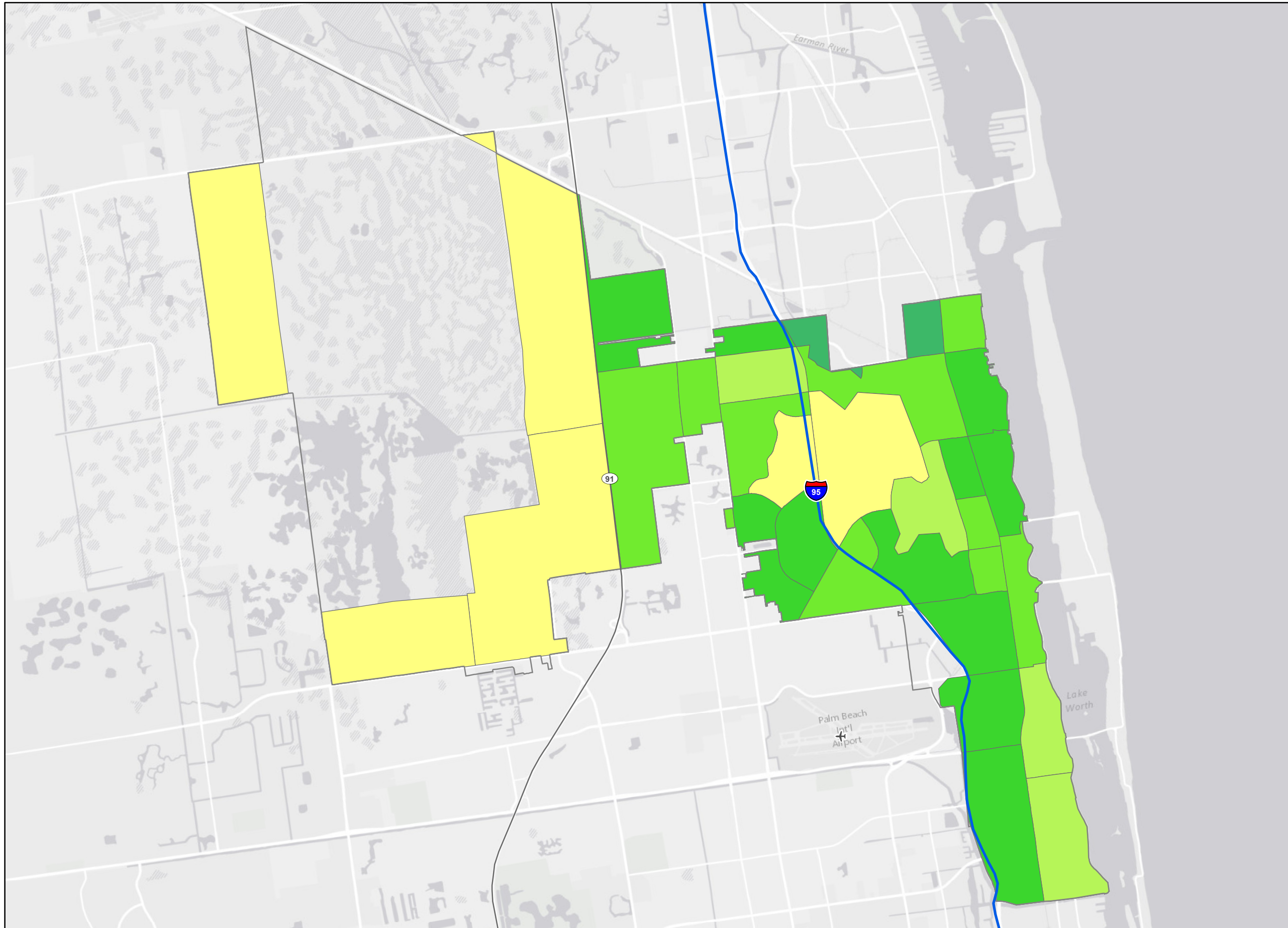


**Data sources:**  
 CDC BRFSS 2013, US Census Bureau 2010 Census, ACS 2009-2013.



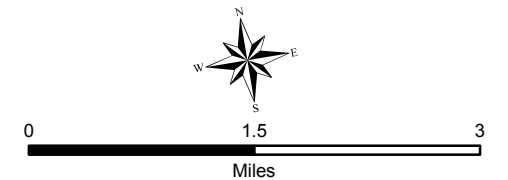


# Cholesterol screening among adults aged $\geq 18$ years by census tract, West Palm Beach, FL, 2013



**Classification:**  
 Jenks natural breaks (9 classes) based on data for all 500 cities' census tracts. Legend depicts only those data classes within this map extent.

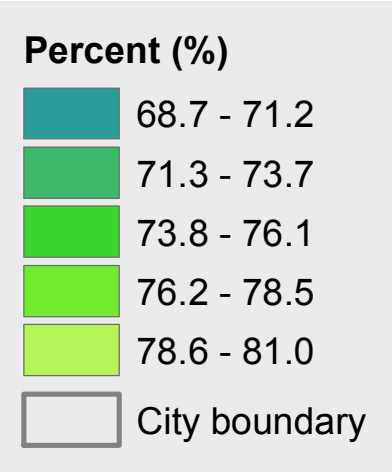
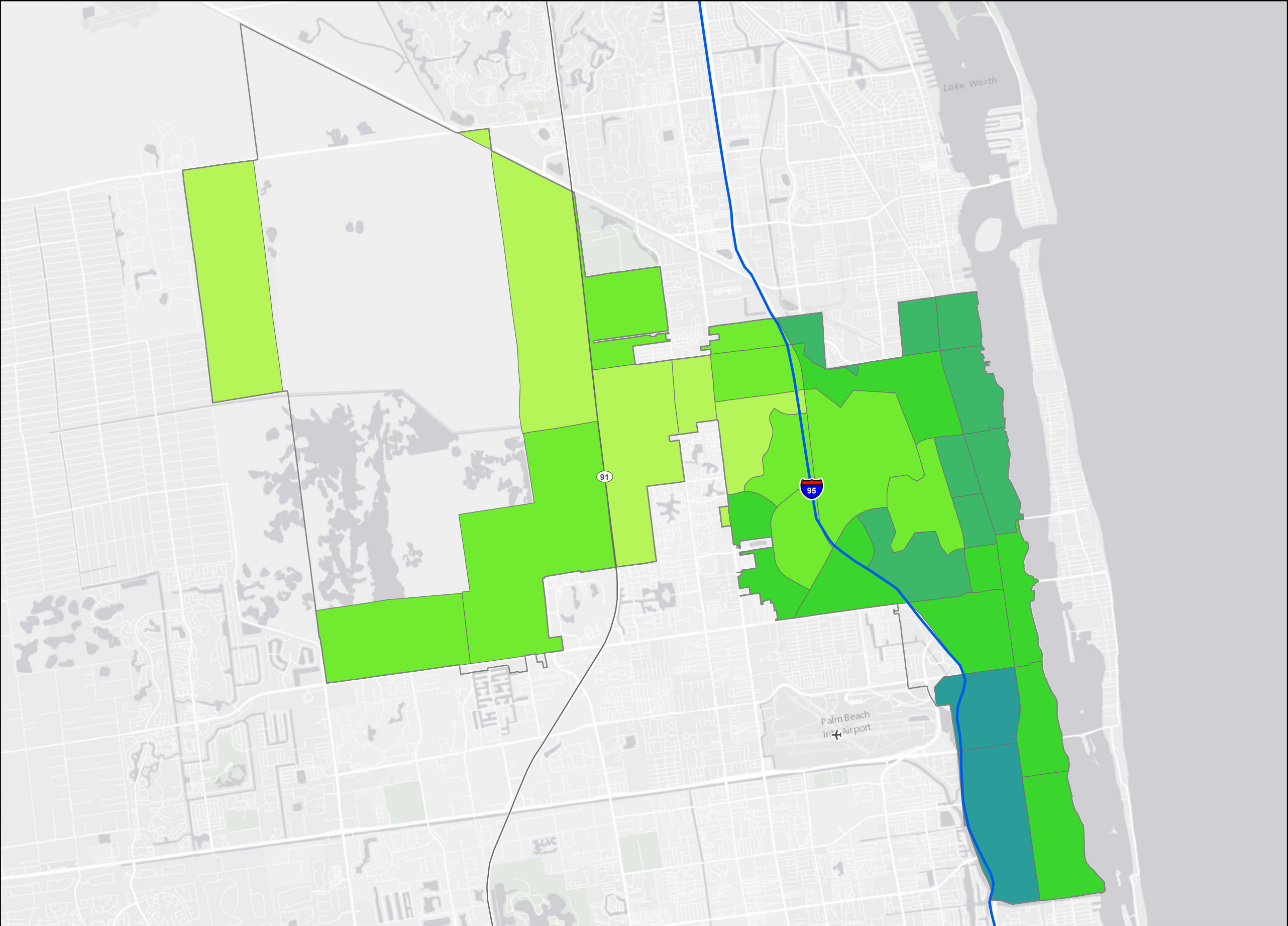
Census tracts with population less than 50 were excluded from the map.



**Data sources:**  
 CDC BRFSS 2013, US Census Bureau 2010 Census, ACS 2009-2013.

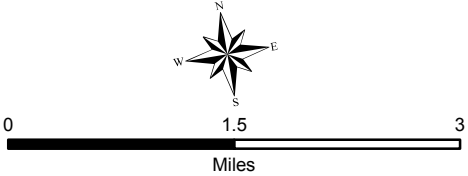


# Mammography use among women aged 50-74 years by census tract, West Palm Beach, FL, 2014



**Classification:**  
 Jenks natural breaks (9 classes) based on data for all 500 cities' census tracts. Legend depicts only those data classes within this map extent.

Census tracts with population less than 50 were excluded from the map.

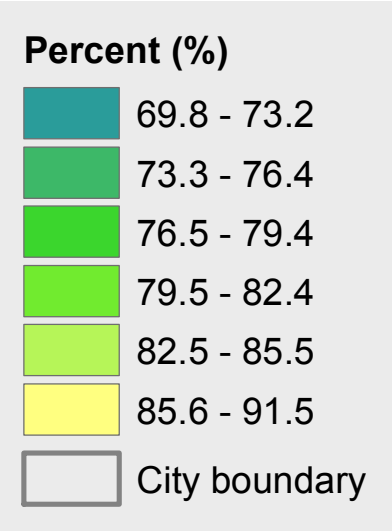
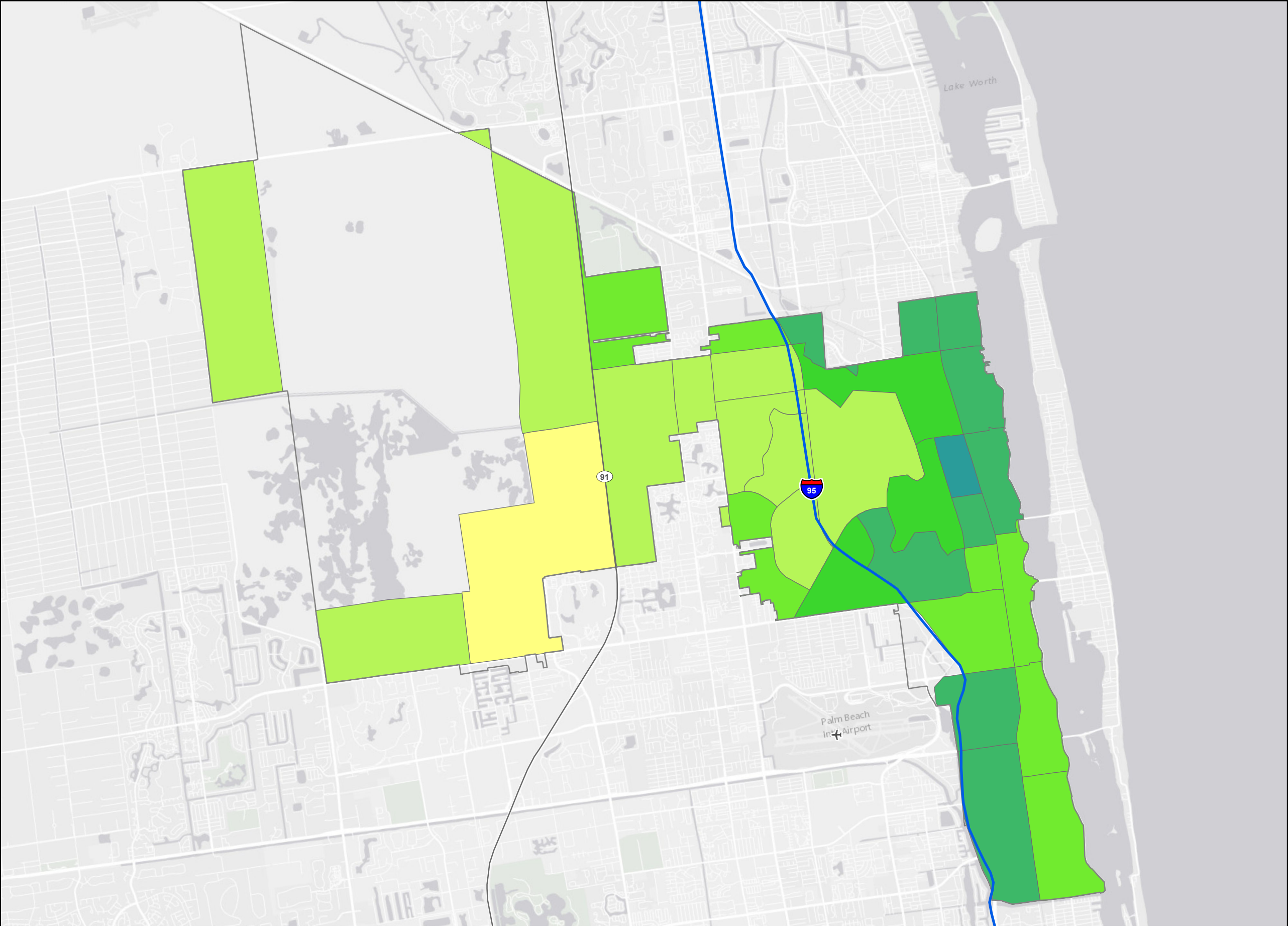


**Data sources:**  
 CDC BRFSS 2014, US Census Bureau 2010 Census, ACS 2010-2014,



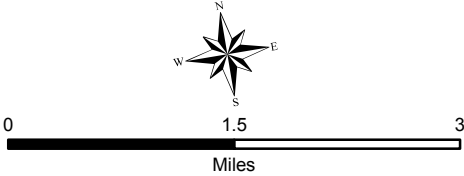


# Papanicolaou smear use among adult women aged 21-65 years by census tract, West Palm Beach, FL, 2014



**Classification:**  
 Jenks natural breaks (9 classes) based on data for all 500 cities' census tracts. Legend depicts only those data classes within this map extent.

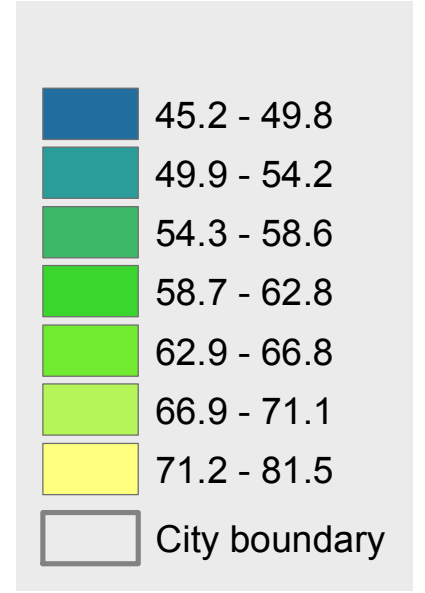
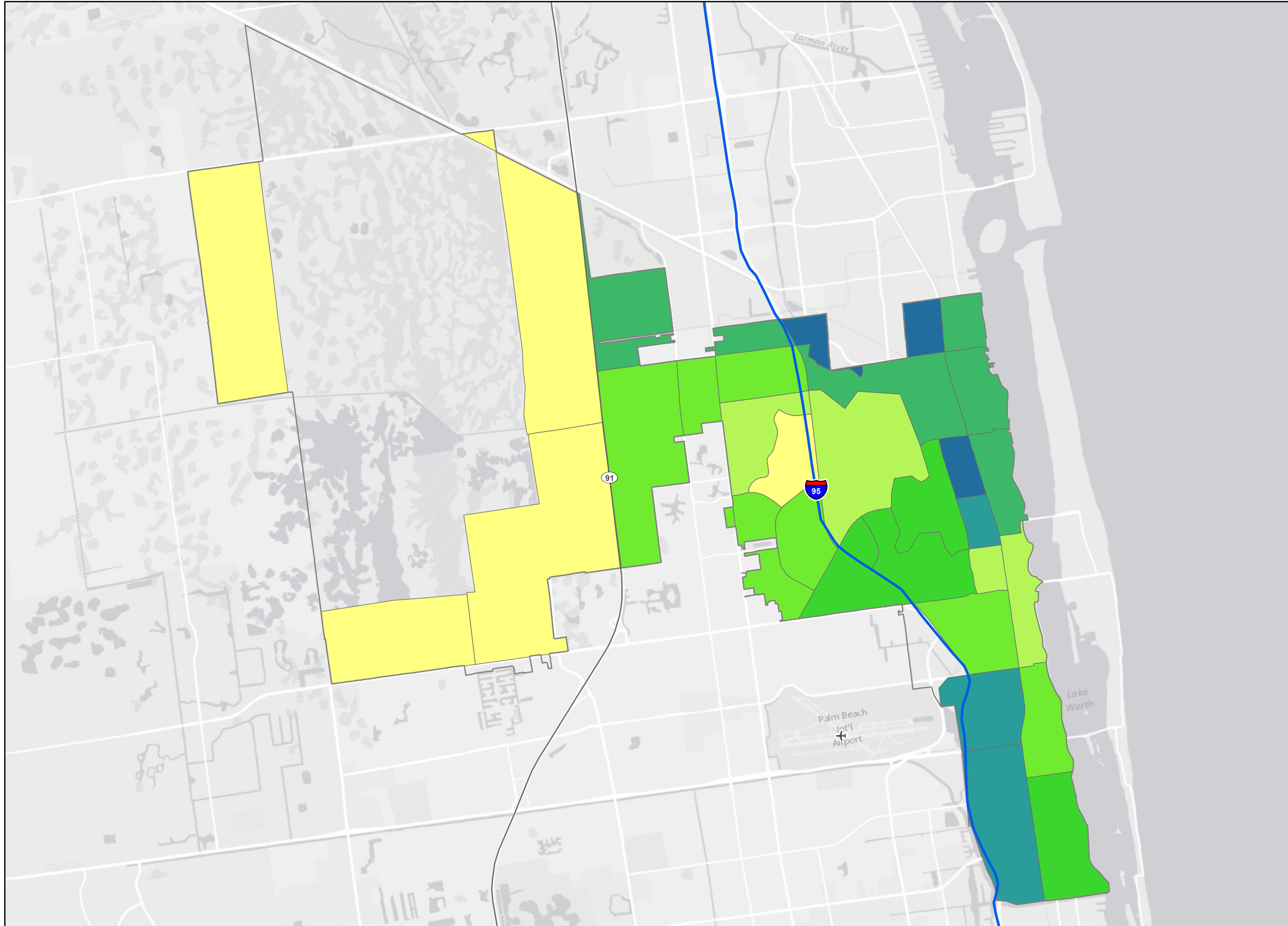
Census tracts with population less than 50 were excluded from the map.



**Data sources:**  
 CDC BRFSS 2014, US Census Bureau 2010 Census, ACS 2010-2014,

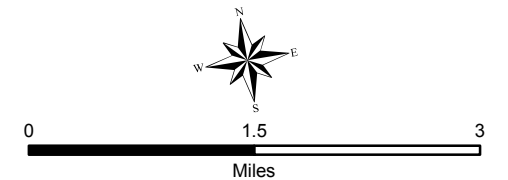


# Fecal occult blood test, sigmoidoscopy, or colonoscopy among adults aged 50-75 years by census tract, West Palm Beach, FL, 2014

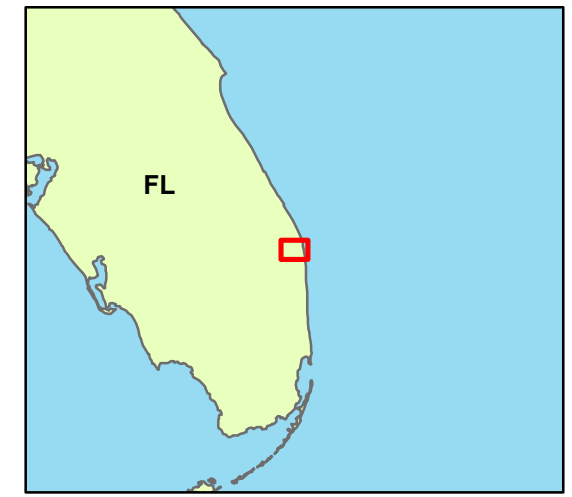


Classification:  
 Jenks natural breaks (9 classes) based on data for all 500 cities' census tracts. Legend depicts only those data classes within this map extent.

Census tracts with population less than 50 were excluded from the map.

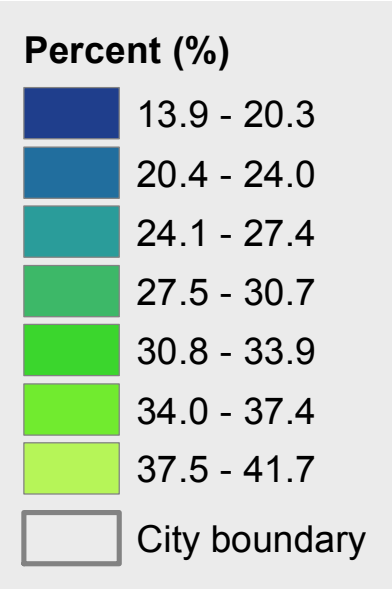
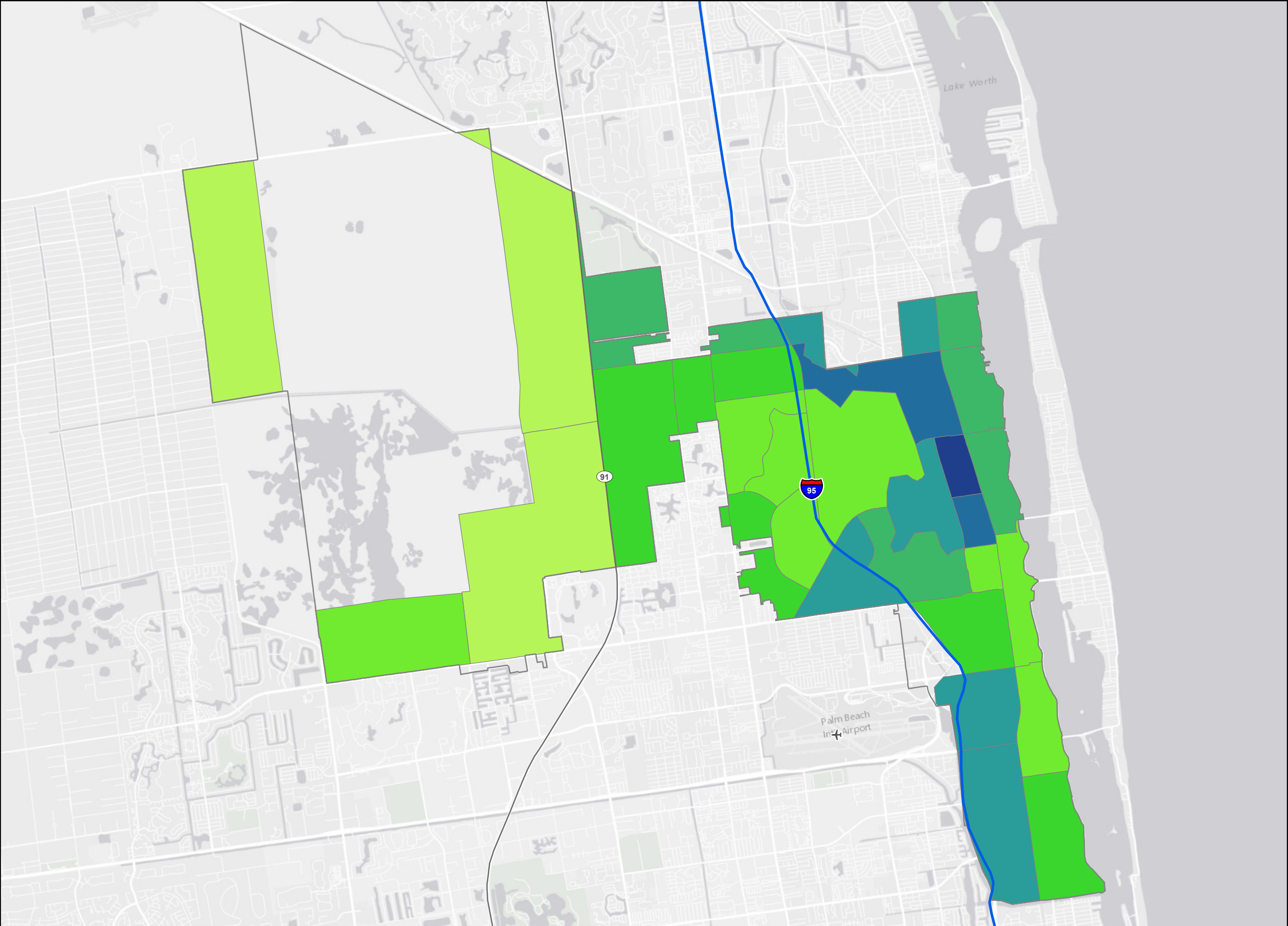


Data sources:  
 CDC BRFSS 2014, US Census Bureau 2010 Census, ACS 2010-2014,



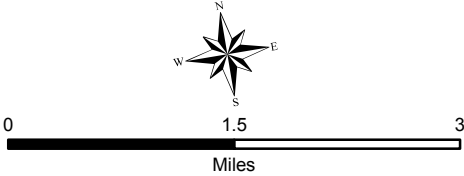


# Up to date on a core set of clinical preventive services (flu shot past year, pneumococcal shot ever, colorectal cancer screening) among men aged ≥65 years by census tract, West Palm Beach, FL, 2014



**Classification:**  
 Jenks natural breaks (9 classes) based on data for all 500 cities' census tracts. Legend depicts only those data classes within this map extent.

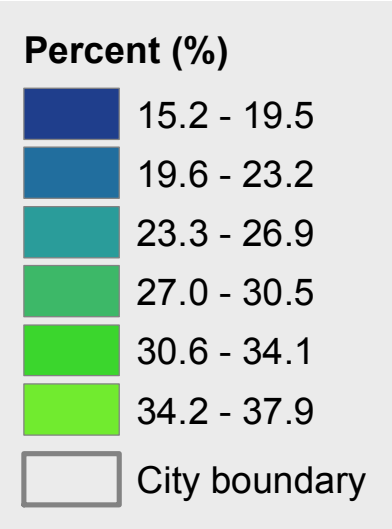
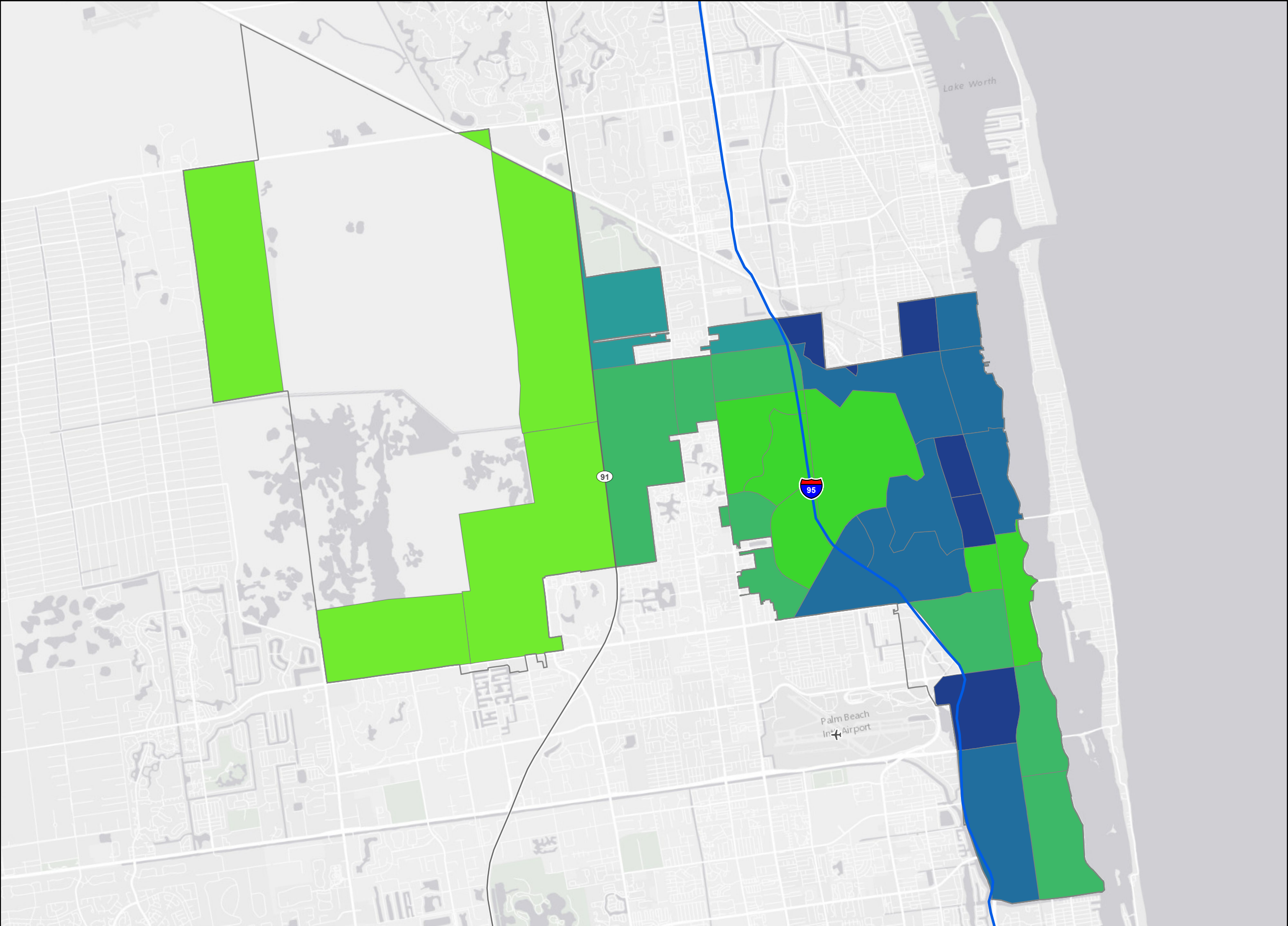
Census tracts with population less than 50 were excluded from the map.



**Data sources:**  
 CDC BRFSS 2014, US Census Bureau 2010 Census, ACS 2010-2014,

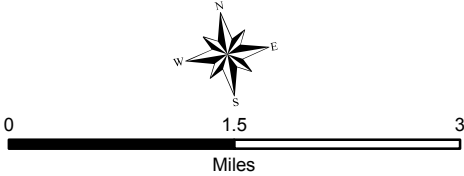


# Up to date on a core set of clinical preventive services (same as men plus mammogram past 2 years) among women aged ≥65 years by census tract, West Palm Beach, FL, 2014



**Classification:**  
 Jenks natural breaks (9 classes) based on data for all 500 cities' census tracts. Legend depicts only those data classes within this map extent.

Census tracts with population less than 50 were excluded from the map.



**Data sources:**  
 CDC BRFSS 2014, US Census Bureau 2010 Census, ACS 2010-2014,

