

---

## NCHS Data Briefs


---


Persons with disabilities who experience problems accessing PDF files should contact [nchsed@cdc.gov](mailto:nchsed@cdc.gov) or call 301-458-4688.

Data Briefs are statistical publications that provide information about current public health topics in a straightforward format. Each report takes a complex data subject and summarizes it in text and graphics that provide readers with easily comprehensible information in a compact publication.


Full text (.PDF) files are linked to each item appearing in these lists. If for any reason a .PDF file does not exist, a note will indicate that fact. Paper copies of Data Brief reports may be available for review in a [Federal Depository](#) or health sciences library near you.

Citation of the source is appreciated when using quotations from National Center for Health Statistics publications. Please see [How to Cite NCHS Publications](#) for examples.


**No. 111.** [Use and Characteristics of Electronic Health Record Systems Among Office-based Physician Practices: United States, 2001-2012](#). 8 pp. (PHS) 2013-1209. December 2012.  [\[PDF - 874 KB\]](#)

**No. 110.** [Calories Consumed From Alcoholic Beverages by U.S. Adults, 2007–2010](#). 8 pp. (PHS) 2013-1209. November 2012.  [\[PDF - 686 KB\]](#)


**No. 109.** [Consumption of Diet Drinks in the United States, 2009–2010](#). 8 pp. (PHS) 2013-1209. October 2012.  [\[PDF - 593 KB\]](#)

**No. 108.** [Hospitalization for Congestive Heart Failure: United States, 2000–2010](#). 8 pp. (PHS) 2013-1209. October 2012.  [\[PDF - 657 KB\]](#)

















**No. 107.** [Hypertension Among Adults in the United States, 2009–2010](#). 8 pp. (PHS) 2013-1209. October 2012.  [\[PDF - 752 KB\]](#)
















**No. 106.** [Prevalence of Obesity Among Older Adults in the United States, 2007–2010](#). 8 pp. (PHS) 2012-1209. September 2012.  [\[PDF - 549 KB\]](#)


















**No. 105.** [Generalist and Specialty Physicians: Supply and Access, 2009–2010](#). 8 pp. (PHS) 2012-1209. September 2012.  [\[PDF - 681 KB\]](#)

















**No. 104.** [Oral Health Disparities as Determined by Selected Healthy People 2020 Oral Health Objectives for the United States, 2009–2010](#). 8 pp. (PHS) 2012-1209. August 2012.  [\[PDF - 689 KB\]](#)

















**No. 103.** [Prevalence of Uncontrolled Risk Factors for Cardiovascular Disease: United States, 1999–2010](#). 8 pp. (PHS) 2012-1209. August 2012.  [\[PDF - 495 KB\]](#)

















- No. 102.** Wait Time for Treatment in Hospital Emergency Departments: 2009. 8 pp. (PHS) 2012-1209. August 2012. [PDF - 793 KB]
- No. 101.** The Health of Male Veterans and Nonveterans Aged 25–64: United States, 2007–2010. 8 pp. (PHS) 2012-1209. August 2012. [PDF - 616 KB]
- No. 100.** Multiple Chronic Conditions Among Adults Aged 45 and Over: Trends Over the Past 10 Years. 8 pp. (PHS) 2012-1209. July 2012. [PDF - 727 KB]
- No. 99.** Death in the United States, 2010. 8 pp. (PHS) 2012-1209. July 2012. [PDF - 701 KB]
- No. 98.** Physician Adoption of Electronic Health Record Systems: United States, 2011. 8 pp. (PHS) 2012-1209. July 2012. [PDF - 685 KB]
- No. 97.** Diagnostic History and Treatment of School-aged Children with Autism Spectrum Disorder and Special Health Care Needs. 8 pp. (PHS) 2012-1209. May 2012. [PDF - 624 KB]
- No. 96.** Selected Oral Health Indicators in the United States, 2005-2008. 8 pp. (PHS) 2012-1209. May 2012. [PDF - 977 KB]
- No. 95.** Hospitalization for Stroke in U.S. Hospitals, 1989–2009. 8 pp. (PHS) 2012-1209. May 2012. [PDF - 632 KB]
- No. 94.** Trends in Asthma Prevalence, Health Care Use, and Mortality in the United States, 2001–2010. 8 pp. (PHS) 2012-1209. May 2012. [PDF - 681 KB]
- No. 93.** Osteoporosis or Low Bone Mass at the Femur Neck or Lumbar Spine in Older Adults: United States, 2005–2008. 8 pp. (PHS) 2012-1209. April 2012. [PDF - 748 KB]
- No. 92.** Total and High-density Lipoprotein Cholesterol in Adults: National Health and Nutrition Examination Survey, 2009–2010. 8 pp. (PHS) 2012-1209. April 2012. [PDF - 512 KB]
- No. 91.** Residents Living in Residential Care Facilities: United States, 2010. 8 pp. (PHS) 2012-1209. April 2012. [PDF - 500 KB]
- No. 90.** Infectious Disease Prevalence in Los Angeles County—A Comparison to National Estimates, 1999–2004. 8 pp. (PHS) 2012-1209. April 2012. [PDF - 690 KB]
- No. 89.** Birth Rates for U.S. Teenagers Reach Historic Lows for All Age and Ethnic Groups. 8 pp. (PHS) 2012-1209. April 2012. [PDF - 749 KB]
- No. 88.** 75 Years of Mortality in the United States, 1935–2010. 8 pp. (PHS) 2012-1209. March 2012. [PDF - 737 KB]
- No. 87.** Consumption of Added Sugar Among U.S. Children and Adolescents, 2005–2000. 8 pp. (PHS) 2012-1209. February 2012. [PDF - 518 KB]

- No. 86.** Trends in Adults Receiving a Recommendation for Exercise or Other Physical Activity From a Physician or Other Health Professional. 8 pp. (PHS) 2012-1209. February 2012.  [PDF - 848 KB]
- No. 85.** Smoking and Oral Health in Dentate Adults aged 18–64. 8 pp. (PHS) 2012-1209. February 2012.  [PDF - 661 KB]
- No. 84.** Home Births in the United States, 1990-2009. 8 pp. (PHS) 2012-1209. January 2012.  [PDF - 897 KB]
- No. 83.** Health and Access to Care Among Employed and Unemployed Adults: United States, 2009–2010. 8 pp. (PHS) 2012-1209. January 2012.  [PDF - 530 KB]
- No. 82.** Prevalence of Obesity in the United States, 2009-2010. 8 pp. (PHS) 2012-1209. January 2012.  [PDF - 528 KB]
- No. 81.** Drug Poisoning Deaths in the United States, 1980–2008. 8 pp. (PHS) 2012-1209. December 2011.  [PDF - 658 KB]
- No. 80.** Three Decades of Twin Births in the United States, 1980–2009. 8 pp. (PHS) 2012-1209. January 2012.  [PDF - 619 KB]
- No. 79.** Electronic Health Record Systems and Intent to Apply for Meaningful Use Incentives Among Office-based Physician Practices: United States, 2001–2011. 8 pp. (PHS) 2012-1209. November 2011.  [PDF - 665 KB]
- No. 78.** Residential Care Facilities: A Key Sector in the Spectrum of Long-term Care Providers in the United States. 8 pp. (PHS) 2012-1209. December 2011.  [PDF - 555 KB]
- No. 77.** Physician Assistant and Advance Practice Nurse Care in Hospital Outpatient Departments: United States, 2008-2009. 8 pp. (PHS) 2012-1209. November 2011.  [PDF - 742 KB]
- No. 76.** Antidepressant Use in Persons Aged 12 and Over: United States, 2005–2008. 8 pp. (PHS) 2011-1209. October 2011.  [PDF - 742 KB]
- No. 75.** Low-fat Milk Consumption Among Children and Adolescents in the United States, 2007–2008. 8 pp. (PHS) 2011-1209. September 2011.  [PDF - 706 KB]
- No. 74.** Understanding Racial and Ethnic Disparities in U.S. Infant Mortality Rates. 8 pp. (PHS) 2011-1209. September 2011.  [PDF - 531 KB]
- No. 73.** Prevalence of Complex Activity Limitations Among Racial/Ethnic Groups and Hispanic Subgroups of Adults: United States, 2003-2009. 8 pp. (PHS) 2011-1209. September 2011.  [PDF - 713 KB]
- No. 72.** Blood Pressure Measurements at Emergency Department Visits by Adults: United States, 2007-2008. 8 pp. (PHS) 2011-1209. August 2011.  [PDF - 695 KB]

- No. 71.** Consumption of Sugar Drinks in the United States, 2005–2008. 8 pp. (PHS) 2011-1209. August 2011. [PDF - 674 KB]
- No. 70.** Attention Deficit Hyperactivity Disorder Among Children Aged 5-17 Years in the United States, 1998-2009. 8 pp. (PHS) 2011-1209. August 2011. [PDF - 423 KB]
- No. 69.** Nurse Practitioners, Certified Nurse Midwives, and Physician Assistants in Physician Offices. 8 pp. (PHS) 2011-1209. August 2011. [PDF - 725 KB]
- No. 68.** Childbearing Differences Among Three Generations of U.S. Women. 8 pp. (PHS) 2011-1209. August 2011. [PDF - 446 KB]
- No. 67.** The Changing Profile of Autopsied Deaths in the United States, 1972–2007. 8 pp. (PHS) 2011-1209. August 2011. [PDF - 642 KB]
- No. 66.** Use of the Internet for Health Information: United States, 2009. 8 pp. (PHS) 2011-1209. July 2011. [PDF - 682 KB]
- No. 65.** Community Health Centers: Providers, Patients, and Content of Care. 8 pp. (PHS) 2011-1209. July 2011. [PDF - 550 KB]
- No. 64.** Death in the United States, 2009. 8 pp. (PHS) 2011-1209. July 2011. [PDF - 699 KB]
- No. 63.** Chronic Obstructive Pulmonary Disease Among Adults Aged 18 and Over in the United States, 1998-2009. 8 pp. (PHS) 2011-1209. June 2011. [PDF - 650 KB]
- No. 62.** Inpatient Care for Septicemia or Sepsis: A Challenge for Patients and Hospitals. 8 pp. (PHS) 2011-1209. June 2011. [PDF - 610 KB]
- No. 61.** Dietary Supplement Use Among U.S. Adults Has Increased Since NHANES III (1988–1994). 8 pp. (PHS) 2011-1209. April 2011. [PDF - 537 KB]
- No. 60.** Recent Decline in Births in the United States, 2007-2009. 8 pp. (PHS) 2011-1209. March 2011. [PDF - 1 MB]
- No. 59.** Vitamin D Status: United States, 2001-2006. 8 pp. (PHS) 2011-1209. March 2011. [PDF - 1 MB]
- No. 58.** U.S. Teenage Birth Rate Resumes Decline. 8 pp. (PHS) 2011-1209. February 2011. [PDF - 597 KB]
- No. 57.** Health Insurance Affects Diagnosis and Control of Hypercholesterolemia and Hypertension Among Adults Aged 20-64: United States, 2005-2008. 8 pp. (PHS) 2011-1209. January 2011. [PDF - 486 KB]
- No. 56.** Adult Obesity Prevalence in Canada and the United States. 8 pp. (PHS) 2011-1209. March 2011. [PDF - 583 KB] French version [PDF - 568 KB]


- No. 55.** Young Adults Seeking Medical Care: Do Race and Ethnicity Matter? 8 pp. (PHS) 2011-1209. January 2011. [PDF - 515 KB]
- No. 54.** Use of Advance Directives in Long-term Care Populations. 8 pp. (PHS) 2011-1209. January 2011. [PDF - 823 KB]
- No. 53.** Prevalence and Severity of Dental Fluorosis in the United States, 1999-2004. 8 pp. (PHS) 2011-1209. November 2010. [PDF - 848 KB]
- No. 52.** Blood Lead and Mercury Levels in Pregnant Women in the United States, 2003-2008. 8 pp. (PHS) 2011-1209. December 2010. [PDF - 624 KB]
- No. 51.** Obesity and Socioeconomic Status in Children and Adolescents: United States, 2005-2008. 8 pp. (PHS) 2011-1209. December 2010. [PDF - 1.2 MB]
- No. 50.** Obesity and Socioeconomic Status in Adults: United States, 2005-2008. 8 pp. (PHS) 2011-1209. December 2010. [PDF - 1 MB]
- No. 49.** Trends in Intake of Energy and Macronutrients in Adults From 1999-2000 Through 2007-2008. 8 pp. (PHS) 2011-1209. November 2010. [PDF - 592 KB]
- No. 48.** Recent Trends in the Prevalence of High Blood Pressure and its Treatment and Control, 1999-2008. 8 pp. (PHS) 2011-1209. October 2010. [PDF - 1.1 MB]
- No. 47.** Visits to Primary Care Delivery Sites: United States, 2008. 8 pp. (PHS) 2011-1209. October 2010. [PDF - 676 KB]
- No. 46.** State Disparities in Teenage Birth Rates in the United States. 8 pp. (PHS) 2011-1209. October 2010. [PDF - 857 KB]
- No. 45.** Electronic Medical Record Adoption and Use in Home Health and Hospice. 8 pp. (PHS) 2011-1209. September 2010. [PDF - 993 KB]
- No. 44.** Educating Teenagers About Sex in the United States. 8 pp. (PHS) 2010-1209. September 2010. [PDF - 1.1 MB]
- No. 43.** Emergency Department Visits for Chest Pain and Abdominal Pain: United States, 1999-2008. 8 pp. (PHS) 2010-1209. September 2010. [PDF - 709 KB]
- No. 42.** Prescription Drug Use Continues to Increase: U.S. Prescription Drug Data for 2007-2008. 8 pp. (PHS) 2010-1209. September 2010. [PDF - 659 KB]
- No. 41.** Population Aging and the Use of Office-based Physician Services. 8 pp. (PHS) 2010-1209. August 2010. [PDF - 695 KB]
- No. 40.** Dental Insurance for Persons Under Age 65 Years with Private Health Insurance: United States, 2008. 8 pp. (PHS) 2010-1209. June 2010. [PDF - 1.1 MB]

- No. 39.** Are Preterm Births on the Decline in the United States? Recent Data From the National Vital Statistics System. 8 pp. (PHS) 2010-1209. May 2010. [PDF - 1.1 MB]
- No. 38.** Emergency Department Visitors and Visits: Who Used the Emergency Room in 2007? 8 pp. (PHS) 2010-1209. May 2010. [PDF - 555 KB]
- No. 37.** Mortality Among Teenagers Aged 12-19 Years: United States, 1999-2006. 8 pp. (PHS) 2010-1209. May 2010. [PDF - 871 KB]
- No. 36.** Hypertension, High Serum Total Cholesterol, and Diabetes: Racial and Ethnic Prevalence Differences in U.S. Adults, 1999-2006. 8 pp. (PHS) 2010-1209. April 2010. [PDF - 1.1 MB]
- No. 35.** Recent Trends in Cesarean Delivery in the United States. 8 pp. (PHS) 2010-1209. March 2010. [PDF - 856 KB]
- No. 34.** Depression and Smoking in the U.S. Household Population Aged 20 and Over, 2005-2008. 8 pp. (PHS) 2010-1209. April 2010. [PDF - 879 KB]
- No. 33.** Potentially Preventable Emergency Department Visits by Nursing Home Residents: United States, 2004. 8 pp. (PHS) 2010-1209. April 2010. [PDF - 387 KB]
- No. 32.** Health Care Utilization Among Adults Aged 55-64 Years: How Has It Changed Over the Past 10 Years?. 8 pp. (PHS) 2010-1209. March 2010. [PDF - 1.1 MB]
- No. 31.** Vision, Hearing, Balance, and Sensory Impairment in Americans Aged 70 Years and Over: United States, 1999-2006. 8 pp. (PHS) 2010-1209. April 2010. [PDF - 540 KB]
- No. 30.** Prevalence and Management of Pain, by Race and Dementia Among Nursing Home Residents: United States, 2004. 8 pp. (PHS) 2010-1209. March 2010. [PDF - 962 KB]
- No. 29.** Access to and Utilization of Medical Care for Young Adults Aged 20-29 Years: United States, 2008. 8 pp. (PHS) 2010-1209. February 2010. [PDF - 1.1 MB]
- No. 28.** Impact of Type of Insurance Plan on Access and Utilization of Health Care Services for Adults Aged 18-64 Years With Private Health Insurance: United States, 2007-2008. 8 pp. (PHS) 2010-1209. February 2010. [PDF - 987 KB]
- No. 27.** Viral Hepatitis. 8 pp. (PHS) 2010-1209. March 2010. [PDF - 757 KB]
- No. 26.** Death in the United States, 2007. 8 pp. (PHS) 2010-1209. December 2009. [PDF - 940 KB]
- No. 25.** Racial Differences in Functioning Among Elderly Nursing Home Residents, 2004. 8 pp. (PHS) 2010-1209. December 2009. [PDF - 940 KB]
- No. 24.** Born a Bit Too Early: Recent Trends in Late Preterm Births. 8 pp. (PHS) 2010-1209. November 2009. [PDF - 691 KB]


- No. 23.** Behind International Rankings of Infant Mortality: How the United States Compares with Europe. 8 pp. (PHS) 2010-1209. November 2009. [PDF - 979 KB]
- No. 22.** Increase in Fatal Poisonings Involving Opioid Analgesics in the United States, 1999-2006. 8 pp. (PHS) 2010-1209. September 2009. [PDF - 1.2 MB]
- No. 21.** Delayed Childbearing: More Women Are Having Their First Child Later in Life. 8 pp. (PHS) 2009-1209. August 2009. [PDF - 701 KB] [Statcasts](#)
- No. 20.** Aging Differently: Physical Limitations Among Adults Aged 50 years and Over: United States, 2001-2007. 8 pp. (PHS) 2009-1209. July 2009. [PDF - 985 KB]
- No. 19.** Who Marries and When? Age at first Marriage in the United States; 2002. 8 pp. (PHS) 2009-1209. June 2009. [PDF - 498 KB]
- No. 18.** Changing Patterns of Nonmarital Childbearing in the United States. 8 pp. (PHS) 2009-1209. May 2009. [PDF - 704 KB]
- No. 17.** One-Third of U.S. Adults Embraced Most Heart Healthy Behaviors in 1999-2002. 8 pp. (PHS) 2009-1209. May 2009. [PDF - 1 MB]
- No. 16.** The Challenge of Fetal Mortality. 8 pp. (PHS) 2009-1209. April 2009. [PDF - 528 KB]
- No. 15.** Consumer-Directed Health Care for Persons Under 65 Years of Age with Private Health Insurance: United States, 2007. 8 pp. (PHS) 2009-1209. March 2009. [PDF - 999 KB]
- No. 14.** Pressure Ulcers Among Nursing Home Residents: United States, 2004. 8 pp. (PHS) 2009-1209. February 2009. [PDF - 607 KB]
- No. 13.** Role of International Medical Graduates Providing Office-based Medical Care: United States, 2005-2006. 8 pp. (PHS) 2009-1209. February 2009. [PDF - 403 KB]
- No. 12.** Who Adopts? Characteristics of Women and Men Who Have Adopted Children. 8 pp. (PHS) 2009-1209. January 2009. [PDF - 484 KB]
- No. 11.** Marital Status is Associated With Health Insurance Coverage for Working-age Women at all Income Levels, 2007. 8 pp. (PHS) 2009-1209. December 2008. [PDF - 453 KB]
- No. 10.** Food Allergy Among U.S. Children: Trends in Prevalence and Hospitalizations. 8 pp. (PHS) 2009-1209. October 2008. [PDF - 484 KB]
- No. 9.** Recent Trends in Infant Mortality in the United States. 8 pp. (PHS) 2009-1209. October 2008. [PDF - 1 MB]
- No. 8.** Use of Mental Health Services in the Past 12 Months by Children Aged 4-17 Years: United States, 2005-2006. 8 pp. (PHS) 2008-1209. September 2008. [PDF - 806 KB]


**No. 7.** Depression in the United States Household Population, 2005-2006. 8 pp. (PHS) 2008-1209. September 2008. [PDF - 944 KB]

**No. 6.** Blood Folate Levels: The Latest NHANES Results. 8 pp. (PHS) 2008-1209. May 2008. [PDF - 467 KB]

**No. 5.** Breastfeeding in the United States: Findings from the National Health and Nutrition Examination Surveys, 1999-2006. 8 pp. (PHS) 2008-1209. April 2008. [PDF - 500 KB]

**No. 4.** HIV Infection in the United States Household Population Aged 18-49 Years: Results from 1999-2006. 8 pp. (PHS) 2008-1209. January 2008. [PDF - 614 KB]

**No. 3.** Hypertension Awareness, Treatment, and Control-Continued Disparities in Adults: United States, 2005-2006. 8 pp. (PHS) 2008-1209. January 2008. [PDF - 1.2 MB]

**No. 2.** High Serum Total Cholesterol-An Indicator for Monitoring Cholesterol Lowering Efforts: U.S. Adults, 2005-2006. 8 pp. (PHS) 2008-1209. December 2007. [PDF - 490 KB]

**No. 1.** Obesity Among Adults in the United States-No Statistically Significant Change Since 2003-2004. 8 pp. (PHS) 2008-1209. November 2007. [PDF - 193 KB]



---

## NCHS Health E-Stats

---

### 2013

- [Recent Trends in Births and Fertility Rates Through December 2012](#) (June 2013)  [PDF - 85 KB]





### 2012





- [Recent Trends in Births and Fertility Rates Through June 2012](#) (December 2012)  [PDF - 73 KB]
- [Prevalence of Overweight, Obesity, and Extreme Obesity Among Adults: United States, Trends 1960–1962 Through 2009–2010](#) (September 2012)  [PDF - 284 KB]
- [Prevalence of Obesity Among Children and Adolescents: United States, Trends 1963-1965 Through 2009-2010](#) (September 2012)  [PDF - 247 KB]
- [Prevalence of Underweight Among Adults Aged 20 Years and Over: United States, 1960–1962 Through 2007–2010](#) (September 2012)  [PDF - 122 KB]
- [Prevalence of Underweight Among Children and Adolescents Aged 2–19 Years: United States, 1963–1965 Through 2007–2010](#) (September 2012)  [PDF - 87 KB]
- [Recent Trends in Births and Fertility Rates Through December 2011](#) (May 2012)  [PDF - 77 KB]
- [Recent Trends in Births and Fertility Rates Through June 2011](#) (February 2012)  [PDF - 81 KB]

### 2011





- [Recent Trends in Births and Fertility Rates Through 2010](#) (June 2011)  [PDF - 68 KB]

### 2010







- [Recent Trends in Births and Fertility Rates Through June 2010](#) (December 2010)  [PDF - 67 KB]
- [Electronic Medical Record/Electronic Health Record Systems of Office-based Physicians: United States, 2009 and Preliminary 2010 State Estimates](#) (December 2010)  [PDF - 220 KB]
- [Prevalence of Underweight Among Adults Aged 20 Years and Over: United States, 2007-2008](#) (October 2010)  [PDF - 82 KB]
- [Prevalence of Underweight Among Children and Adolescents: United States, 2007-2008](#) (October 2010)  [PDF - 63 KB]

- Prevalence of Overweight, Obesity, and Extreme Obesity Among Adults: United States, Trends 1960-1962 Through 2007-2008 (June 2010)  [PDF - 203 KB]
- Prevalence of Obesity Among Children and Adolescents: United States, Trends 1963-1965 Through 2007-2008 (June 2010)  [PDF - 158 KB]
- Mortality from Major Cardiovascular Diseases, United States, 2007 (March 2010)  [PDF - 100 KB]
- Health Information Technology Use Among Men and Women Aged 18-64: Early Release of Estimates From the National Health Interview Survey, January-June 2009 (February 2010)  [PDF - 100 KB]

## 2009

- Electronic Medical Record/Electronic Health Record Use by Office-based Physicians: United States, 2008 and Preliminary 2009 (December 2009)  [PDF - 88 KB]
- Vaccination coverage estimates from the National Health Interview Survey: United States, 2008 (July 2009)  [PDF - 88 KB]
- Estimates of Emergency Department Capacity: United States, 2007 (May 2009)  [PDF - 103 KB]
- Trends in Spina Bifida and Anencephalus in the United States, 1991-2006 (April 2009)  [PDF - 78 KB]

## 2008

- Preliminary Estimates of Electronic Medical Record Use by Office-based Physicians: United States, 2008 (December 2008)  [PDF - 31 KB]
- Sleep Duration as a Correlate of Smoking, Alcohol Use, Leisure-Time Physical Inactivity, and Obesity Among Adults: United States, 2004-2006 (May 2008)  [PDF - 186 KB]
- Health Disparities Among Adults With Hearing Loss: United States, 2000-2006 (May 2008)  [PDF - 241 KB]
- The Three Leading Causes of Injury Mortality in the United States, 1999-2005 (March 2008)  [PDF - 100 KB]
- Chronic Developmental Conditions Among Hispanic Children in the United States, 2003 and 2005-2006 (March 2008)  [PDF - 74 KB]
- Increases in Poisoning and Methadone-Related Deaths: United States, 1999-2005 (February 2008)  [PDF - 143 KB]

## 2007

- Deaths: Preliminary Data for 2005 (September 2007)

- An Assessment of Intranasal Influenza Vaccination Coverage Data Based on Two National Surveys (August 2007)
- A Comparison of Estimates of Health Insurance Coverage, by Type of Coverage from the National Survey of Family Growth (2002) and the National Health Interview Survey (April 2002-March 2003) (June 2007)
- Trends in Preterm-Related Infant Mortality by Race and Ethnicity: United States, 1999-2004 (May 2007)
- Prevalence of overweight, infants and children less than 2 years of age: United States, 2003-2004 (January 2007)
- Physical Activity Among Adults: United States, 2000 and 2005 (January 2007)
- Wireless Substitution: Preliminary Data from the January-June 2006 National Health Interview Survey (January 2007)

## 2006

- Increases in Methadone-Related Deaths: 1999-2004 (December 2006)
- Recent Trends in Teenage Pregnancy in the United States, 1990-2002 (December 2006)
- Deaths: Leading Causes for 2003 (December 2006)
- Asthma Prevalence, Health Care Use and Mortality: United States, 2003-05 (November 2006)
- Deaths: Final Data for 2004 (November 2006)
- Births: Preliminary Data for 2005 (November 2006)
- Recommended Definition of Initial Injury Visits to Emergency Departments for Use With the NHAMCS-ED Data (November 2006)
- Impact of Medicare and Medicaid Probe Questions on Health Insurance Estimates from the National Health Interview Survey, 2005 (September 2006)
- Electronic Medical Record Use by Office-Based Physicians: United States, 2005 (August 2006)
- Final Births for 2004 (July 2006)
- Ambulatory Medical Care Utilization Estimates for 2004 (June 2006)
- Wireless Substitution: Preliminary Data from the 2005 National Health Interview Survey (May 2006)
- Deaths: Preliminary Data for 2004 (May 2006)

## E-Stats Published Prior To 2006

- U.S. Children 4-17 Years of Age Who Received Services for Emotional or Behavioral Difficulties: Preliminary Data From the 2005 National Health Interview Survey
- Deaths: Final Data for 2003
- Preliminary Births for 2004: Infant and Maternal Health
- Older patients with caregivers and assistance for activities of daily living: 1998 and 2000
- Preliminary Births for 2004
- NCHS Data on Pertussis Hospitalizations in Young Children
- Impact of Medicare and Medicaid probe questions on health insurance estimates from the National Health Interview Survey, 2004
- Supplemental Analyses for Estimates of Excess Deaths Associated with Underweight, Overweight, and Obesity in the U.S. Population
- Asthma Prevalence, Health Care Use and Mortality: United States, 2002

- Rates of 4:3:1 vaccination among U.S. children aged 19-35 months, National Health Interview Surveys, 2002-2003
- Supplemental Analyses of Recent Trends in Infant Mortality
- Trends in Health Insurance Coverage by Poverty Status Among Persons Under 65 Years of Age: United States, 1997-2002
- Trends in Health Insurance Coverage by Race/Ethnicity Among Persons Under 65 Years of Age: United States, 1997-2001
- Iodine Level, United States, 2000
- Trends in Circumcisions Among Newborns
- Prevalence of Overweight and Obesity Among Adults
- Prevalence of Sedentary Leisure-time Behavior Among Adults
- Longer Hospital Stays for Childbirth
- Decreasing Hospital Use for HIV


## Methods

No. 129. Method for Constructing Complete Annual U.S. Life Tables. 32 pp. (PHS) 99-1329. GPO stock number 017-022-01476-9  [\[PDF - 310 KB\]](#)

Comparison of Two Methods of Constructing Abridged Life Tables, Series 2, Number 4, 1966. 11 pp.  [\[PDF - 1.4 MB\]](#)

Method of Constructing the Abridged Life Tables for the United States, 1949. Vital Statistics - Special Reports. Selected Studies Volume 33, Number 15, 1953.  [\[PDF - 1.5 MB\]](#)

United States Life Tables by Hispanic Origin. Series 2, Number 152. 41 pp. (PHS) 2011-1352.  [\[PDF - 770 KB\]](#)

United States Life Tables, 2008. NVSR Volume 61, Number 3. 63 pp. (PHS) 2012-1120.  [\[PDF - 1.2 MB\]](#)

Tables updated using revised intercensal populations.  [\[PDF - 1.2 MB\]](#)

Vital Statistics of the United States, Volume II, Mortality, Part A, Section 6 contains life tables. This section is also issued annually as a separate publication. The life tables provide life expectancy data.

## Life Tables

**United States Life Tables, 2008.** NVSR Volume 61, Number 3. 63 pp. (PHS) 2012-1120.  [\[PDF - 1.2 MB\]](#)

Tables updated using revised intercensal populations.  [\[PDF - 522 KB\]](#)

**United States Life Tables, 2007.** NVSR Volume 59, Number 9. 61 pp. (PHS) 2011-1120.  [\[PDF - 1.5 MB\]](#)

Tables updated using revised intercensal populations.  [\[PDF - 522 KB\]](#)


**United States Life Tables by Hispanic Origin.** Series 2, Number 152. 41 pp. (PHS) 2011-1352.  [\[PDF - 770 KB\]](#)

**United States Life Tables, 2006.** NVSR Volume 58, Number 21. 40 pp. (PHS) 2010-1120.  [\[PDF - 966 KB\]](#)


Tables updated using revised intercensal populations.  [\[PDF - 522 KB\]](#)

**United States Life Tables, 2005.** NVSR Volume 58, Number 10. 132 pp. (PHS) 2010-1120.  [\[PDF - 1.2 MB\]](#)


Tables updated using revised intercensal populations.  [\[PDF - 282 KB\]](#)


**United States Life Tables, 2004.** NVSR Volume 56, Number 9. 40 pp. (PHS) 2008-1120.  [\[PDF - 1.6 MB\]](#) All annual life tables have been revised for the years 2000-2004. A new report, "United States Life Tables, 2005" (NVSR Volume 58, Number 10) contains the revised tables.

Tables updated using revised intercensal populations.  [\[PDF - 281 KB\]](#)


**United States Life Tables, 2003.** NVSR Volume 54, Number 14. 40 pp. (PHS) 2005-1120.  [\[PDF - 1.2 MB\]](#) All annual life tables have been revised for the years 2000-2004. A new report, "United States Life Tables, 2005" (NVSR Volume 58, Number 10) contains the revised tables.


Tables updated using revised intercensal populations.  [\[PDF - 282 KB\]](#)

**United States Life Tables, 2002.** NVSR Volume 53, Number 6. 39 pp. (PHS) 2005-1120.  [\[PDF - 3.5 MB\]](#) All annual life tables have been revised for the years 2000-2004. A new report, "United States Life Tables, 2005" (NVSR Volume 58, Number 10) contains the revised tables.


Tables updated using revised intercensal populations.  [\[PDF - 289 KB\]](#)


**United States Life Tables, 2001.** NVSR Volume 52, Number 14. 39 pp. (PHS) 2004-1120.  [\[PDF - 2 MB\]](#) All annual life tables have been revised for the years 2000-2004. A new report, "United States Life Tables, 2005" ([NVSR Volume 58, Number 10](#)) contains the revised tables.


Tables updated using revised intercensal populations.  [\[PDF - 293 KB\]](#)

**United States Life Tables, 2000.** NVSR Vol. 51, No. 3. 39 pp. (PHS) 2003-1120.  [\[PDF - 1.9 MB\]](#) All annual life tables have been revised for the years 2000-2004. A new report, "United States Life Tables, 2005" (NVSR Volume 58, Number 10) contains the revised tables.


**United States Life Tables, 1999.** NVSR Vol. 50, No. 6. 39 pp. (PHS) 2002-1120.  [\[PDF - 2 MB\]](#)


**United States Life Tables, 1998.** Vol. 48, No. 18. 39 pp. (PHS) 2000-1120.  [\[PDF - 318 KB\]](#)


**United States Life Tables, 1997.** Vol. 47, No. 28. 40 pp. (PHS) 2000-1120.  [\[PDF - 311 KB\]](#)

**United States Abridged Life Tables, 1996.** Vol. 47, No. 13. 20. pp. (PHS) 99-1120.  [\[PDF - 185 KB\]](#)


**Vital Statistics of the United States, 1995 Life Tables, Vol. II, Section 6.** 28 pp. (PHS) 98-1104. GPO stock number 017-022-10426-2 price \$2.25. [\[PDF - 1.8 MB\]](#)


**Vital Statistics of the United States, 1994 Life Tables, Vol. II, Section 6.** 28 pp. (PHS) 98-1104. GPO stock number 017-022-01408-4 price \$2.25.  [\[PDF - 1.1 MB\]](#)


**Vital Statistics of the United States, 1993 Life Tables, Vol. II, Section 6.** 28 pp. (PHS) 97-1104. GPO stock number: 017-022-01393-2 price: \$2.25.  [\[PDF - 1.1 MB\]](#)


**Vital Statistics of the United States, 1992 Life Tables, Vol. II, Section 6.** 20 pp. (PHS) 96-1104. GPO stock number: 017-022-01334-7 price: \$2.25  [\[PDF - 1.4 MB\]](#)


**Vital Statistics of the United States, 1991 Life Tables, Vol. II, Section 6.** April 1995. 26 pp. (PHS) 95-1104.  [\[PDF - 3.6 MB\]](#)


**Vital Statistics of the United States**, 1990 Life Tables, Vol. II, Section 6. September 1994. 27 pp. (PHS) 94-1104.  [\[PDF - 3.4 MB\]](#)


**Vital Statistics of the United States**, 1989 Life Tables, Vol. II, Section 6. December 1992. 26 pp. (PHS) 93-1104.  [\[PDF - 3.7 MB\]](#)


**Vital Statistics of the United States**, 1988 Life Tables, Vol. II, Section 6. March 1991. 25 pp. (PHS) 91-1104.  [\[PDF - 3.4 MB\]](#)


**Vital Statistics of the United States**, 1987 Life Tables, Vol. II, Section 6. February 1990. 25 pp. (PHS) 90-1104.  [\[PDF - 3.4 MB\]](#)


**Vital Statistics of the United States**, 1986 Life Tables, Vol. II, Section 6. October 1988. 22 pp. (PHS) 88-1147.  [\[PDF - 2.7 MB\]](#)


**Vital Statistics of the United States**, 1985 Life Tables, Vol. II, Section 6. January 1988. 19 pp. (PHS) 88-1104.  [\[PDF - 2.3 MB\]](#)


**Vital Statistics of the United States**, 1984 Life Tables, Vol. II, Section 6. March 1987. 22 pp. (PHS) 87-1104.  [\[PDF - 3 MB\]](#)


**Vital Statistics of the United States**, 1983 Life Tables, Vol. II, Section 6. September 1986. 22 pp. (PHS) 86-1104.  [\[PDF - 2.9 MB\]](#)


**Vital Statistics of the United States**, 1982 Life Tables, Vol. II, Section 6. July 1985. 20 pp. (PHS) 84-1104.  [\[PDF - 2.6 MB\]](#)


**Vital Statistics of the United States**, 1980 Life Tables, Vol. II, Section 6. May 1984. 21 pp. (PHS) 84-1104.  [\[PDF - 2.7 MB\]](#)


**Vital Statistics of the United States**, 1978 Life Tables, Vol. II, Section 5. 1980. 18 pp. (PHS) 81-1104.  [\[PDF - 2.4 MB\]](#)


**Vital Statistics of the United States**, 1977 Life Tables, Vol. II, Section 5. 1980. 18 pp. (PHS) 80-1104.  [\[PDF - 2.5 MB\]](#)


**Vital Statistics of the United States**, 1976 Life Tables, Vol. II, Section 5. 1978. 20 pp. (OM) 78-1030.  [\[PDF - 1.3 MB\]](#)


**Vital Statistics of the United States**, 1975 Life Tables, Vol. II, Section 5. 1977. 20 pp.  [\[PDF - 1.3 MB\]](#)


**Vital Statistics of the United States**, 1974 Life Tables, Vol. II, Section 5. 1976. 20 pp.  [\[PDF - 1.4 MB\]](#)


**Vital Statistics of the United States**, 1973 Life Tables, Vol. II, Section 5. 1975. 17 pp.  [\[PDF - 2.2 MB\]](#)


**Vital Statistics of the United States**, 1972 Life Tables, Vol. II, Section 5. 1974. 25 pp.  [\[PDF - 4.1 MB\]](#)

**Vital Statistics of the United States**, 1971 Life Tables, Vol. II, Section 5. 19 pp.  [\[PDF - 1.3 MB\]](#)

**Vital Statistics of the United States**, 1970 Life Tables, Vol. II, Section 5. 19 pp.  [\[PDF - 1.3 MB\]](#)


**Vital Statistics of the United States**, 1968 Life Tables, Vol. II, Section 5. 17 pp.  [\[PDF - 1.4 MB\]](#)

**Vital Statistics of the United States**, 1967 Life Tables, Vol. II, Section 5. 17 pp.  [\[PDF - 1.4 MB\]](#)


**Vital Statistics of the United States**, 1966 Life Tables, Vol. II, Section 5. 17 pp.  [\[PDF - 1.5 MB\]](#)

## U.S. Decennial Life Tables

### U.S. Decennial Life Tables for 1999 to 2001


**United States Life Tables Eliminating Certain Causes of Death, 1999–2001.** NVSR Volume 61, Number 09. 129 pp. (PHS) 2013-1120.  [\[PDF - 2.1 MB\]](#)


**U.S. Decennial Life Tables for 1999-2001, United States Life Tables.** NVSR Volume 57, Number 1. 37 pp. (PHS) 2008-1120.  [\[PDF - 960 KB\]](#)


**U.S. Decennial Life Tables for 1999-2001, Methodology of the United States Life Tables.** NVSR Volume 57, Number 4. 10 pp. (PHS) 2008-1120.  [\[PDF - 348 KB\]](#)

**U.S. Decennial Life Tables for 1999-2001, State Life Tables.** NVSR Volume 60, Number 9. 68 pp. (PHS) 2012-1120.  [\[PDF - 2.3 MB\]](#)

### U.S. Decennial Life Tables for 1989 to 1991

**U.S. Decennial Life Tables for 1989-91**, Volume 1, Number 1, United States Life Tables. 44 pp. (PHS) 97-1150-1.  [\[PDF - 429 KB\]](#)


**U.S. Decennial Life Tables for 1989-91**, Volume 1, Number 2, Methodology of the National and State Life Tables. pp. 16. (PHS) 98-1150-2.  [\[PDF - 232 KB\]](#)


**U.S. Decennial Life Tables for 1989-91**, Volume 1, Number 3, Some Trends and Comparisons of U.S. Life Table Data: 1900-91. pp. 18. (PHS) 99-1150-3.  [\[PDF - 312 KB\]](#)


**U.S. Decennial Life Tables for 1989-91**, Volume 1, Number 4, Eliminating Certain Causes of Death, 1989-91. pp. 18. (PHS) 99-1150-4.  [\[PDF - 921 KB\]](#)


**U.S. Decennial Life Tables for 1989-91**, Volume II, State Life Tables, Number 1, Alabama. pp. 44. (PHS) 98-1151-1.  [\[PDF - 316 KB\]](#)




**U.S. Decennial Life Tables for 1989-91**, Volume II, State Life Tables, Number 2, Alaska. pp. 36. (PHS) 98-1151-2.  [\[PDF - 295 KB\]](#)


**U.S. Decennial Life Tables for 1989-91**, Volume II, State Life Tables, Number 3, Arizona. pp. 42. (PHS) 98-1151-3.  [\[PDF - 325 KB\]](#)


**U.S. Decennial Life Tables for 1989-91**, Volume II, State Life Tables, Number 4, Arkansas. pp. 44. (PHS) 98-1151-4.  [\[PDF - 325 KB\]](#)


**U.S. Decennial Life Tables for 1989-91**, Volume II, State Life Tables, Number 5, California. pp. 44. (PHS) 98-1151-5.  [\[PDF - 324 KB\]](#)


**U.S. Decennial Life Tables for 1989-91**, Volume II, State Life Tables, Number 6, Colorado. pp. 40. (PHS) 98-1151-6.  [\[PDF - 325 KB\]](#)


**U.S. Decennial Life Tables for 1989-91**, Volume II, State Life Tables, Number 7, Connecticut. pp. 40. (PHS) 98-1151-7.  [\[PDF - 307 KB\]](#)


**U.S. Decennial Life Tables for 1989-91**, Volume II, State Life Tables, Number 8, Delaware. pp. 40. (PHS) 98-1151-8.  [\[PDF - 308 KB\]](#)


**U.S. Decennial Life Tables for 1989-91**, Volume II, State Life Tables, Number 9, District of Columbia. pp. 40. (PHS) 98-1151-9.  [\[PDF - 312 KB\]](#)

**U.S. Decennial Life Tables for 1989-91**, Volume II, State Life Tables, Number 10, Florida. pp. 40. (PHS) 98-1151-10.  [\[PDF - 323 KB\]](#)


**U.S. Decennial Life Tables for 1989-91**, Volume II, State Life Tables, Number 11, Georgia. pp. 44. (PHS) 98-1151-11.  [\[PDF - 305 KB\]](#)


**U.S. Decennial Life Tables for 1989-91**, Volume II, State Life Tables, Number 12, Hawaii. pp. 36. (PHS) 98-1151-12.  [\[PDF - 275 KB\]](#)


**U.S. Decennial Life Tables for 1989-91**, Volume II, State Life Tables, Number 13, Idaho. pp. 28. (PHS) 98-1151-13.  [\[PDF - 266 KB\]](#)


**U.S. Decennial Life Tables for 1989-91**, Volume II, State Life Tables, Number 14, Illinois. pp. 42. (PHS) 98-1151-14.  [\[PDF - 323 KB\]](#)


**U.S. Decennial Life Tables for 1989-91**, Volume II, State Life Tables, Number 15, Indiana. pp. 44. (PHS) 98-1151-15.  [\[PDF - 324 KB\]](#)


**U.S. Decennial Life Tables for 1989-91**, Volume II, State Life Tables, Number 16, Iowa. pp. 32. (PHS) 98-1151-16.  [\[PDF - 264 KB\]](#)


**U.S. Decennial Life Tables for 1989-91**, Volume II, State Life Tables, Number 17, Kansas. pp. 40. (PHS) 98-1151-17.  [\[PDF - 325 KB\]](#)


**U.S. Decennial Life Tables for 1989-91**, Volume II, State Life Tables, Number 18, Kentucky. pp. 40. (PHS) 98-1151-18.  [\[PDF - 325 KB\]](#)


**U.S. Decennial Life Tables for 1989-91**, Volume II, State Life Tables, Number 19, Louisiana. pp. 44. (PHS) 98-1151-19.  [\[PDF - 306 KB\]](#)


**U.S. Decennial Life Tables for 1989-91**, Volume II, State Life Tables, Number 20, Maine. pp. 32. (PHS) 98-1151-20.  [\[PDF - 266 KB\]](#)


**U.S. Decennial Life Tables for 1989-91**, Volume II, State Life Tables, Number 21, Maryland. pp. 44. (PHS) 98-1151-21.  [\[PDF - 305 KB\]](#)


**U.S. Decennial Life Tables for 1989-91**, Volume II, State Life Tables, Number 22, Massachusetts. pp. 42. (PHS) 98-1151-22.  [\[PDF - 340 KB\]](#)


**U.S. Decennial Life Tables for 1989-91**, Volume II, State Life Tables, Number 23, Michigan. pp. 44. (PHS) 98-1151-23.  [\[PDF - 335 KB\]](#)


**U.S. Decennial Life Tables for 1989-91**, Volume II, State Life Tables, Number 24, Minnesota. pp. 36. (PHS) 98-1151-24.  [\[PDF - 278 KB\]](#)


**U.S. Decennial Life Tables for 1989-91**, Volume II, State Life Tables, Number 25, Mississippi. pp. 42. (PHS) 98-1151-25.  [\[PDF - 328 KB\]](#)


**U.S. Decennial Life Tables for 1989-91**, Volume II, State Life Tables, Number 26, Missouri. pp. 42. (PHS) 98-1151-26.  [\[PDF - 309 KB\]](#)


**U.S. Decennial Life Tables for 1989-91**, Volume II, State Life Tables, Number 27, Montana. pp. 28. (PHS) 98-1151-27.  [\[PDF - 265 KB\]](#)


**U.S. Decennial Life Tables for 1989-91**, Volume II, State Life Tables, Number 28, Nebraska. pp. 36. (PHS) 98-1151-28.  [\[PDF - 279 KB\]](#)


**U.S. Decennial Life Tables for 1989-91**, Volume II, State Life Tables, Number 29, Nevada. pp. 36. (PHS) 98-1151-29.  [\[PDF - 296 KB\]](#)


**U.S. Decennial Life Tables for 1989-91**, Volume II, State Life Tables, Number 30, New Hampshire. pp. 32. (PHS) 98-1151-30.  [\[PDF - 270 KB\]](#)


**U.S. Decennial Life Tables for 1989-91**, Volume II, State Life Tables, Number 31, New Jersey. pp. 42. (PHS) 98-1151-31.  [\[PDF - 307 KB\]](#)

**U.S. Decennial Life Tables for 1989-91**, Volume II, State Life Tables, Number 32, New Mexico. pp. 36. (PHS) 98-1151-32.  [\[PDF - 297 KB\]](#)


**U.S. Decennial Life Tables for 1989-91**, Volume II, State Life Tables, Number 33, New York. pp. 42. (PHS) 98-1151-33.  [\[PDF - 325 KB\]](#)

**U.S. Decennial Life Tables for 1989-91**, Volume II, State Life Tables, Number 34, North Carolina. pp. 42. (PHS) 98-1151-34. [PDF - 327 KB]


**U.S. Decennial Life Tables for 1989-91**, Volume II, State Life Tables, Number 35, North Dakota. pp. 30. (PHS) 98-1151-35. [PDF - 250 KB]


**U.S. Decennial Life Tables for 1989-91**, Volume II, State Life Tables, Number 36, Ohio. pp. 40. (PHS) 98-1151-36. [PDF - 323 KB]


**U.S. Decennial Life Tables for 1989-91**, Volume II, State Life Tables, Number 37, Oklahoma. pp. 40. (PHS) 98-1151-37. [PDF - 326 KB]

**U.S. Decennial Life Tables for 1989-91**, Volume II, State Life Tables, Number 38, Oregon. pp. 32. (PHS) 98-1151-38. [PDF - 298 KB]


**U.S. Decennial Life Tables for 1989-91**, Volume II, State Life Tables, Number 39, Pennsylvania. pp. 40. (PHS) 98-1151-39. [PDF - 328 KB]


**U.S. Decennial Life Tables for 1989-91**, Volume II, State Life Tables, Number 40, Rhode Island. pp. 28. (PHS) 98-1151-40. [PDF - 269 KB]


**U.S. Decennial Life Tables for 1989-91**, Volume II, State Life Tables, Number 41, South Carolina. pp. 40. (PHS) 98-1151-41. [PDF - 307 KB]


**U.S. Decennial Life Tables for 1989-91**, Volume II, State Life Tables, Number 42, South Dakota. pp. 32. (PHS) 98-1151-42. [PDF - 268 KB]

**U.S. Decennial Life Tables for 1989-91**, Volume II, State Life Tables, Number 43, Tennessee. pp. 42. (PHS) 98-1151-43. [PDF - 308 KB]


**U.S. Decennial Life Tables for 1989-91**, Volume II, State Life Tables, Number 44, Texas. pp. 42. (PHS) 98-1151-44. [PDF - 322 KB]

**U.S. Decennial Life Tables for 1989-91**, Volume II, State Life Tables, Number 45, Utah. pp. 28. (PHS) 98-1151-45. [PDF - 273 KB]


**U.S. Decennial Life Tables for 1989-91**, Volume II, State Life Tables, Number 46, Vermont. pp. 28. (PHS) 98-1151-46. [PDF - 266 KB]

**U.S. Decennial Life Tables for 1989-91**, Volume II, State Life Tables, Number 47, Virginia. pp. 42. (PHS) 98-1151-47. [PDF - 322 KB]


**U.S. Decennial Life Tables for 1989-91**, Volume II, State Life Tables, Number 48, Washington. pp. 44. (PHS) 98-1151-48. [PDF - 327 KB]


**U.S. Decennial Life Tables for 1989-91**, Volume II, State Life Tables, Number 49, West Virginia. pp. 44. (PHS) 98-1151-49. [PDF - 327 KB]


**U.S. Decennial Life Tables for 1989-91**, Volume II, State Life Tables, Number 50, Wisconsin. pp. 42. (PHS) 98-1151-50. [PDF - 327 KB]


**U.S. Decennial Life Tables for 1989-91**, Volume II, State Life Tables, Number 51, Wyoming. pp. 32. (PHS) 98-1151-51. [PDF - 266 KB]


## U.S. Decennial Life Tables for 1979 to 1981


**U.S. Decennial Life Tables for 1979-81**, Volume I, Number 1, United States Life Tables, August 1985. 41 pp. (PHS) 85-1150-1. [PDF - 2.9 MB]


**U.S. Decennial Life Tables for 1979-81**, Volume I, Number 2, United States Life Tables, Eliminating Certain Causes of Death. Curtin, L.R. and Armstrong, R.J. July 1988. 93 pp. (PHS) 88-1150-2. [PDF - 7.1 MB]


**U.S. Decennial Life Tables for 1979-81**, Volume I, Number 3. Methodology of the National and State Life Tables. Armstrong, R.J. and Curtin, L.R. May 1987. 23 pp. (PHS) 87-1150-3. [PDF - 1.3 MB]


**U.S. Decennial Life Tables for 1979-81**, Volume I, Number 4. Some Trend Comparisons of United States Life-Table Data: 1900-1981. Armstrong, R.J. June 1987. 18 pp. (PHS) 87-1150-4. [PDF - 1 MB]


**U.S. Decennial Life Tables for 1979-81**, Volume II, State Life Tables, No. 1, Alabama, August 1985. 37 pp. (PHS) 86-1151-1. [PDF - 5.1 MB]


**U.S. Decennial Life Tables for 1979-81**, Volume II, State Life Tables, No. 2, Alaska. August 1985. 25 pp. (PHS) 86-1151-2. [PDF - 3.1 MB]


**U.S. Decennial Life Tables for 1979-81**, Volume II, State Life Tables, No. 3, Arizona. August 1985. 31 pp. (PHS) 86-1151-3. [PDF - 3.7 MB]


**U.S. Decennial Life Tables for 1979-81**, Volume II, State Life Tables, No. 4, Arkansas. August 1985. 37 pp. (PHS) 86-1151-4. [PDF - 5.0 MB]

**U.S. Decennial Life Tables for 1979-81**, Volume II, State Life Tables, No. 5, California. August 1985. 37 pp. (PHS) 86-1151-5. [PDF - 4.8 MB]

**U.S. Decennial Life Tables for 1979-81**, Volume II, State Life Tables, No. 6, Colorado. August 1985. 37 pp. (PHS) 86-1151-6. [PDF - 4.9 MB]

**U.S. Decennial Life Tables for 1979-81**, Volume II, State Life Tables, No. 7, Connecticut. August 1985. 37 pp. (PHS) 86-1151-7. [PDF - 4.9 MB]

**U.S. Decennial Life Tables for 1979-81**, Volume II, State Life Tables, No. 8, Delaware. August 1985. 37 pp. (PHS) 86-1151-8. [PDF - 4.8 MB]

**U.S. Decennial Life Tables for 1979-81**, Volume II, State Life Tables, No. 9, District of Columbia. August 1985. 37 pp. (PHS) 86-1151-9.  [\[PDF - 4.7 MB\]](#)

**U.S. Decennial Life Tables for 1979-81**, Volume II, State Life Tables, No. 10, Florida. December 1985. 37 pp. (PHS) 86-1151-10.  [\[PDF - 4.9 MB\]](#)


**U.S. Decennial Life Tables for 1979-81**, Volume II, State Life Tables, No. 11, Georgia. December 1985. 37 pp. (PHS) 86-1151-11.  [\[PDF - 4.5 MB\]](#)

**U.S. Decennial Life Tables for 1979-81**, Volume II, State Life Tables, No. 12, Hawaii. December 1985. 31 pp. (PHS) 86-1151-12.  [\[PDF - 4.0 MB\]](#)

**U.S. Decennial Life Tables for 1979-81**, Volume II, State Life Tables, No. 13, Idaho. December 1985. 25 pp. (PHS) 86-1151-13.  [\[PDF - 3.1 MB\]](#)

**U.S. Decennial Life Tables for 1979-81**, Volume II, State Life Tables, No. 14, Illinois. December 1985. 37 pp. (PHS) 86-1151-14.  [\[PDF - 4.9 MB\]](#)

**U.S. Decennial Life Tables for 1979-81**, Volume II, State Life Tables, No. 15, Indiana. December 1985. 37 pp. (PHS) 86-1151-15.  [\[PDF - 5.0 MB\]](#)


**U.S. Decennial Life Tables for 1979-81**, Volume II, State Life Tables, No. 16, Iowa. December 1985. 25 pp. (PHS) 86-1151-16.  [\[PDF - 3.0 MB\]](#)


**U.S. Decennial Life Tables for 1979-81**, Volume II, State Life Tables, No. 17, Kansas. December 1985. 37 pp. (PHS) 86-1151-17.  [\[PDF - 5.1 MB\]](#)


**U.S. Decennial Life Tables for 1979-81**, Volume II, State Life Tables, No. 18, Kentucky. December 1985. 37 pp. (PHS) 86-1151-18.  [\[PDF - 4.1 MB\]](#)


**U.S. Decennial Life Tables for 1979-81**, Volume II, State Life Tables, No. 19, Louisiana. December 1985. 37 pp. (PHS) 86-1151-19.  [\[PDF - 5.1 MB\]](#)


**U.S. Decennial Life Tables for 1979-81**, Volume II, State Life Tables, No. 20, Maine. January 1986. 25 pp. (PHS) 86-1151-20.  [\[PDF - 3.3 MB\]](#)

**U.S. Decennial Life Tables for 1979-81**, Volume II, State Life Tables, No. 21, Maryland. January 1986. 37 pp. (PHS) 86-1151-21.  [\[PDF - 5.1 MB\]](#)

**U.S. Decennial Life Tables for 1979-81**, Volume II, State Life Tables, No. 22, Massachusetts. January 1986. 37pp. (PHS) 86-1151-22.  [\[PDF - 5.3 MB\]](#)


**U.S. Decennial Life Tables for 1979-81**, Volume II, State Life Tables, No. 23, Michigan. January 1986. 37 pp. (PHS) 86-1151-23.  [\[PDF - 5.4 MB\]](#)

**U.S. Decennial Life Tables for 1979-81**, Volume II, State Life Tables, No. 24, Minnesota. January 1986. 25 pp. (PHS) 86-1151-24.  [\[PDF - 3.1 MB\]](#)


**U.S. Decennial Life Tables for 1979-81**, Volume II, State Life Tables, No. 25, Mississippi. January 1986. 37 pp. (PHS) 86-1151-25.  [\[PDF - 5.1 MB\]](#)

**U.S. Decennial Life Tables for 1979-81**, Volume II, State Life Tables, No. 26, Missouri. January 1986. 37 pp. (PHS) 86-1151-26.  [\[PDF - 5.0 MB\]](#)

**U.S. Decennial Life Tables for 1979-81**, Volume II, State Life Tables, No. 27, Montana. January 1986. 25 pp. (PHS) 86-1151-27.  [\[PDF - 3.2 MB\]](#)


**U.S. Decennial Life Tables for 1979-81**, Volume II, State Life Tables, No. 28, Nebraska. January 1986. 25 pp. (PHS) 86-1151-28.  [\[PDF - 3.0 MB\]](#)


**U.S. Decennial Life Tables for 1979-81**, Volume II, State Life Tables, No. 29, Nevada. January 1986. 25 pp. (PHS) 86-1151-29.  [\[PDF - 2.5 MB\]](#)


**U.S. Decennial Life Tables for 1979-81**, Volume II, State Life Tables, No. 30, New Hampshire. January 1986. 25 pp. (PHS) 86-1151-30.  [\[PDF - 3.1 MB\]](#)

**U.S. Decennial Life Tables for 1979-81**, Volume II, State Life Tables, No. 31, New Jersey. January 1986. 37 pp. (PHS) 86-1151-31.  [\[PDF - 5.1 MB\]](#)

**U.S. Decennial Life Tables for 1979-81**, Volume II, State Life Tables, No. 32, New Mexico. January 1986. 31 pp. (PHS) 86-1151-32.  [\[PDF - 4.0 MB\]](#)

**U.S. Decennial Life Tables for 1979-81**, Volume II, State Life Tables, No. 33, New York. January 1986. 37 pp. (PHS) 86-1151-33.  [\[PDF - 5.0 MB\]](#)


**U.S. Decennial Life Tables for 1979-81**, Volume II, State Life Tables, No. 34, North Carolina. January 1986. 37 pp. (PHS) 86-1151-34.  [\[PDF - 4.6 MB\]](#)


**U.S. Decennial Life Tables for 1979-81**, Volume II, State Life Tables, No. 35, North Dakota. January 1986. 25 pp. (PHS) 86-1151-35.  [\[PDF - 3.0 MB\]](#)


**U.S. Decennial Life Tables for 1979-81**, Volume II, State Life Tables, No. 36, Ohio. January 1986. 37 pp. (PHS) 86-1151-36.  [\[PDF - 5.1 MB\]](#)


**U.S. Decennial Life Tables for 1979-81**, Volume II, State Life Tables, No. 37, Oklahoma. January 1986. 37 pp. (PHS) 86-1151-37.  [\[PDF - 4.9 MB\]](#)

**U.S. Decennial Life Tables for 1979-81**, Volume II, State Life Tables, No. 38, Oregon. January 1986. 25 pp. (PHS) 86-1151-38.  [\[PDF - 3.0 MB\]](#)

**U.S. Decennial Life Tables for 1979-81**, Volume II, State Life Tables, No. 39, Pennsylvania. January 1986. 37 pp. (PHS) 86-1151-39.  [\[PDF - 5.2 MB\]](#)

**U.S. Decennial Life Tables for 1979-81**, Volume II, State Life Tables, No. 40, Rhode Island. February 1986. 25 pp. (PHS) 86-1151-40.  [\[PDF - 3.1 MB\]](#)

**U.S. Decennial Life Tables for 1979-81**, Volume II, State Life Tables, No. 41, South Carolina. February 1986. 37 pp. (PHS) 86-1151-41.  [\[PDF - 5.2 MB\]](#)

**U.S. Decennial Life Tables for 1979-81**, Volume II, State Life Tables, No. 42, South Dakota. February 1986. 25 pp. (PHS) 86-1151-42.  [\[PDF - 3.0 MB\]](#)

**U.S. Decennial Life Tables for 1979-81**, Volume II, State Life Tables, No. 43, Tennessee. February 1986. 37 pp. (PHS) 86-1151-43.  [\[PDF - 5.0 MB\]](#)


**U.S. Decennial Life Tables for 1979-81**, Volume II, State Life Tables, No. 44, Texas. February 1986. 37 pp. (PHS) 86-1151-44.  [\[PDF - 4.8 MB\]](#)

**U.S. Decennial Life Tables for 1979-81**, Volume II, State Life Tables, No. 45, Utah. February 1986. 25 pp. (PHS) 86-1151-45.  [\[PDF - 3.0 MB\]](#)

**U.S. Decennial Life Tables for 1979-81**, Volume II, State Life Tables, No. 46, Vermont. February 1986. 25 pp. (PHS) 86-1151-46.  [\[PDF - 3.1 MB\]](#)

**U.S. Decennial Life Tables for 1979-81**, Volume II, State Life Tables, No. 47, Virginia. February 1986. 37 pp. (PHS) 86-1151-47.  [\[PDF - 5.0 MB\]](#)

**U.S. Decennial Life Tables for 1979-81**, Volume II, State Life Tables, No. 48, Washington. February 1986. 31 pp. (PHS) 86-1151-48.  [\[PDF - 3.9 MB\]](#)


**U.S. Decennial Life Tables for 1979-81**, Volume II, State Life Tables, No. 49, West Virginia. February 1986. 37 pp. (PHS) 86-1151-49.  [\[PDF - 5.0 MB\]](#)


**U.S. Decennial Life Tables for 1979-81**, Volume II, State Life Tables, No. 50, Wisconsin. February 1986. 37 pp. (PHS) 86-1151-50.  [\[PDF - 5.1 MB\]](#)


**U.S. Decennial Life Tables for 1979-81**, Volume II, State Life Tables, No. 51, Wyoming. February 1986. 25 pp. (PHS) 86-1151-51.  [\[PDF - 1.7 MB\]](#)


## U.S. Decennial Life Tables for 1969 to 1971


**U.S. Decennial Life Tables for 1969-71**. Volume 1, Number 1. U.S. Life Tables, 1969-71. May 1975. 36 pp. (HRA) 75-1150.  [\[PDF - 2.3 MB\]](#)


**U.S. Decennial Life Tables for 1969-71**. Volume 1, Number 2. Actuarial Tables Based on U.S. Life Tables, 1969-71. May 1975. 78 pp. (HRA) 75-1150.  [\[PDF - 5.9 MB\]](#)

**U.S. Decennial Life Tables for 1969-71**. Volume 1, Number 3. Methodology of the National and State Life Tables for the United States, 1969-71. May 1975. 21 pp. (HRA) 75-1150.  [\[PDF - 1.5 MB\]](#)

**U.S. Decennial Life Tables for 1969-71**. Volume 1, Number 4. Some Trends and Comparisons of U.S. Life Table Data, 1900-71. May 1975. 18 pp. (HRA) 75-1150.  [\[PDF - 960 KB\]](#)


**U.S. Decennial Life Tables for 1969-71.** Volume 1, Number 5. U.S. Life Tables by Causes of Death, 1969-71. May 1975. 69 pp. (HRA) 75-1150.  [\[PDF - 4.2 MB\]](#)

**U.S. Decennial Life Tables for 1969-71.** Volume 2, Numbers 1-26. State Life Tables, Alabama-Missouri. June 1975. 535 pp. (HRA) 75-1151.  [\[PDF - 35.6 MB\]](#)

**U.S. Decennial Life Tables for 1969-71.** Volume 2, Numbers 27-51. State Life Tables, Montana-Wyoming. June 1975. 488 pp. (HRA) 75-1151.  [\[PDF - 32.5 MB\]](#)

## U.S. Decennial Life Tables for 1890 to 1961


**Life Tables: 1959-61.** Volume 1, No. 1. United States Life Tables: 1959-61. December 1964. June 1968. 32 pp.  [\[PDF - 4.2 MB\]](#)

**Life Tables: 1959-61.** Volume 1, No. 2. Actuarial Tables Based on United States. 29 pp.  [\[PDF - 2 MB\]](#)

**Life Tables: 1959-61.** December 1964. 23 pp. **Not available.**


**Life Tables: 1959-61.** Volume 1, No. 3. Life Tables for the Geographic Divisions of the United States: 1959-61. May 1965. 82 pp.  [\[PDF - 6 MB\]](#)


**Life Tables: 1959-61.** Volume 1, No. 4. Methodology of the National, Regional, and State Life Tables. October 1967. 32 pp.  [\[PDF - 2.2 MB\]](#)

**Life Tables: 1959-61.** Volume 1, No. 5. Life Tables for Metropolitan and Nonmetropolitan Areas of the United States: 1959-61. December 1967. 40 pp.  [\[PDF - 2.3 MB\]](#)


**Life Tables: 1959-61.** Volume 1, No. 6. United States Life Tables by Causes of Death: 1959-61. May 1968. 72 pp.  [\[PDF - 4.2 MB\]](#)

**Life Tables: 1959-61.** June 1966. 371 pp.


**Life Tables: 1959-61.** Volume 2, Nos. 1-26. State. 375 pp.  [\[PDF - 23.1 MB\]](#)

**Life Tables: 1959-61.** Volume 2, Nos. 27-51. State. June 1966. 318 pp.  [\[PDF - 7.4 MB\]](#)


**Life Tables: 1959-61.** June 1966. 346 pp. **Not available.**

**Life Tables: 1949-51.** Volume 41, Numbers 1 through 5. United States. 188 pp.  [\[PDF - 6 MB\]](#)

**Life Tables: 1949-51.** Volume 41 Supplement. State. 465 pp.  [\[PDF - 12 MB\]](#)

**Life Tables: 1939-41.** United States and Actuarial. 154 pp.  [\[PDF - 7.2 MB\]](#)

**Life Tables: 1939-41.** State and Regional. 263 pp.  [\[PDF - 7.1 MB\]](#)

**Life Tables: 1930.** United States and Registration States. 1929 to 1931, 1920 to 1929, 1919 to 1921, 1909 to 1911, 1901 to 1910, 1900 to 1902. 61 pp.  [\[PDF - 1.8 MB\]](#)



**Life Tables: 1919-20.** United States Abridged. 84 pp.  [PDF - 3.9 MB]

**Life Tables: 1890, 1901, 1910, and 1901-1910.** 478 pp.  [PDF - 21 MB]

**Notice:** Effective January 2008 the title, *National Health Statistics Reports* (NHSR), replaces *Advance Data from Vital and Health Statistics* (AD). NHSRs will be numbered sequentially beginning with 1. The last AD report number is 395.


These reports provide annual data summaries, present analyses of health topics, or present new information on methods or measurement issues.


Full text (.PDF) files are linked to each item appearing in these lists. If for any reason a .PDF file does not exist, a note will indicate that fact. Paper copies of NHSRs may be available for review in a [Federal Depository](#) or health sciences library near you.

Citation of the source is appreciated when using quotations from the National Center for Health Statistics publications. Please see [How to Cite NCHS Publications](#) for examples.

**No. 66.** Adoption and Use of Electronic Health Records and Mobile Technology by Home Health and Hospice Care Agencies. 12 pp. (PHS) 2013-1250. May 20, 2013.  [\[PDF - 176 KB\]](#)

**No. 65.** Changes in Prevalence of Parent-reported Autism Spectrum Disorder in School-aged U.S. Children: 2007 to 2011–2012. 12 pp. (PHS) 2013-1250. March 20, 2013.  [\[PDF - 163 KB\]](#)


**No. 64.** First Premarital Cohabitation in the United States: 2006–2010 National Survey of Family Growth. 12 pp. (PHS) 2013-1250. April 4, 2013.  [\[PDF - 228 KB\]](#)


**No. 63.** Construction of LMS Parameters for the Centers for Disease Control and Prevention 2000 Growth Charts. 4 pp. (PHS) 2013-1250. February 11, 2013.  [\[PDF - 86 KB\]](#)


**No. 62.** Contraceptive Methods Women Have Ever Used: United States, 1982–2010. 16 pp. (PHS) 2013-1250. February 14, 2013.  [\[PDF - 251 KB\]](#)


**No. 61.** Wireless Substitution: State-level Estimates From the National Health Interview Survey, 2010–2011. 16 pp. (PHS) 2013-1250. October 12, 2012.  [\[PDF - 334 KB\]](#)

**No. 60.** Current Contraceptive Use in the United States, 2006–2010, and Changes in Patterns of Use Since 1995. 26 pp. (PHS) 2013-1250. October 18, 2012.  [\[PDF - 443 KB\]](#)


**No. 59.** Blood Pressure Randomized Methodology Study Comparing Automatic Oscillometric and Mercury Sphygmomanometer Devices: National Health and Nutrition Examination Survey, 2009–2010. 16 pp. (PHS) 2013-1250. October 5, 2012.  [\[PDF - 326 KB\]](#)


**No. 58.** HIV Testing in the U.S. Household Population Aged 15–44: Data From the National Survey of Family Growth, 2006–2010. 27 pp. (PHS) 2013-1250. October 4, 2012.  [\[PDF - 422 KB\]](#)

**No. 57.** Comparability Between the Rates for All-listed Inpatient Procedures Using National Hospital Discharge Survey and Medicare Claims, 1999 and 2007. 16 pp. (PHS) 2012-1250. September 27, 2012.  [\[PDF - 257 KB\]](#)


**No. 56.** Prevalence and Timing of Oral Sex with Opposite-sex Partners Among Females and Males Aged 15–24 Years: United States, 2007–2010. 16 pp. (PHS) 2012-1250. August 16, 2012.  [\[PDF - 255 KB\]](#)


**No. 55.** Intended and Unintended Births in the United States: 1982–2010. 28 pp. (PHS) 2012-1250. July 24, 2012.  [\[PDF - 687 KB\]](#)

**No. 54.** Biological Variation of Hematology Tests Based on the 1999–2002 National Health and Nutrition Examination Survey. 12 pp. (PHS) 2012-1250. July 12, 2012.  [\[PDF - 208 KB\]](#)

**No. 53.** Health Characteristics of Medicare Traditional Fee-for-Service and Medicare Advantage Enrollees: 1999–2004 National Health and Nutrition Examination Survey Linked to 2007 Medicare Data. 13 pp. (PHS) 2012-1250. May 3, 2012.  [\[PDF - 178 KB\]](#)


**No. 52.** Characteristics and Use of Home Health Care by Men and Women Aged 65 and Over. 8 pp. (PHS) 2012-1250. April 18, 2012.  [\[PDF - 130 KB\]](#)


**No. 51.** Fertility of Men and Women Aged 15–44 Years in the United States: National Survey of Family Growth, 2006–2010. 29 pp. (PHS) 2012-1250. April 12, 2012.  [\[PDF - 537 KB\]](#)


**No. 50.** Trends in Nutrient Intakes and Chronic Health Conditions Among Mexican-American Adults, a 25-year Profile: United States, 1982–2006. 21 pp. (PHS) 2012-1250. March 28, 2012.  [\[PDF - 363 KB\]](#)

**No. 49.** First Marriages in the United States: Data From the 2006–2010 National Survey of Family Growth. 22 pp. (PHS) 2012-1250. March 22, 2012.  [\[PDF - 398 KB\]](#)

**No. 48.** Identifying Emotional and Behavioral Problems in Children Aged 4–17 Years: United States, 2001–2007. 18 pp. (PHS) 2012-1250. February 24, 2012.  [\[PDF - 247 KB\]](#)


**No. 47.** Availability of Pediatric Services and Equipment in Emergency Departments: United States, 2006. 24 pp. (PHS) 2012-1250. March 1, 2012.  [\[PDF - 837 KB\]](#)

**No. 46.** HIV Risk-Related Behaviors in the United States Household Population Aged 15-44 Years: Data from the National Survey of Family Growth, 2002 and 2006-2010. 20 pp. (PHS) 2012-1250. January 19, 2012.  [\[PDF - 332 KB\]](#)

**No. 45.** Linkage of the 1999–2008 National Health and Nutrition Examination Surveys to Traffic Indicators From the National Highway Planning Network. 17 pp. (PHS) 2012-1250. April 2, 2012.  [\[PDF - 343 KB\]](#)


**No. 44.** Healthy Eating Index-2005 Total and Component Scores for Adults Aged 20 and Over: National Health and Nutrition Examination Survey, 2003-2004. 9 pp. (PHS) 2012-1250. December 13, 2011.  [\[PDF - 156 KB\]](#)

**No. 43.** Smoothed Percentage Body Fat Percentiles for U.S. Children and Adolescents, 1999-2004. 8 pp. (PHS) 2012-1250. November 9, 2011.  [\[PDF - 188 KB\]](#)


**No. 42.** Health of Adults in Los Angeles County: Findings From the National Health and Nutrition Examination Survey, 1999-2004. 15 pp. (PHS) 2011-1250. September 1, 2011.  [\[PDF - 351 KB\]](#)


**No. 41.** Resting Pulse Rate Reference Data for Children, Adolescents, and Adults: United States, 1999-2008. 8 pp. (PHS) 2011-1250. August 24, 2011.  [\[PDF - 442 KB\]](#)

**No. 40.** Liquid-based Cytology Test Use by Office-based Physicians: United States, 2006-2007. 8 pp. (PHS) 2011-1250. June 1, 2011.  [\[PDF - 113 KB\]](#)


**No. 39.** Wireless Substitution: State-level Estimates From the National Health Interview Survey, January 2007-June 2010. 28 pp. (PHS) 2011-1250. April 20, 2011.  [\[PDF - 416 KB\]](#)


**No. 38.** Home Health Care and Discharged Hospice Care Patients: United States, 2000 and 2007. 28 pp. (PHS) 2011-1250. April 27, 2011.  [\[PDF - 645 KB\]](#)


**No. 37.** Hospital Preparedness for Emergency Response: United States, 2008. 15 pp. (PHS) 2011-1250. March 24, 2011.  [\[PDF - 204 KB\]](#)

**No. 36.** Sexual Behavior, Sexual Attraction, and Sexual Identity in the United States: Data from the 2006-2008 National Survey of Family Growth. 36 pp. (PHS) 2011-1250. March 3, 2011.  [\[PDF - 603 KB\]](#)


**No. 35.** Mean Systolic and Diastolic Blood Pressure in Adults Aged 18 and Over in the United States, 2001-2008. 23 pp. (PHS) 2011-1250. March 25, 2011.  [\[PDF - 425 KB\]](#)


**No. 34.** An Overview of Home Health Aides: United States, 2007. 32 pp. (PHS) 2011-1250. May 19, 2011.  [\[PDF - 569 KB\]](#)


**No. 33.** Complementary and Alternative Therapies in Hospice: The National Home and Hospice Care Survey: United States, 2007. 20 pp. (PHS) 2011-1250. January 19, 2011.  [\[PDF - 327 KB\]](#)

















**No. 32.** Asthma Prevalence, Health Care Use, and Mortality: United States, 2005-2009. 15 pp. (PHS) 2011-1250. January 12, 2011.  [\[PDF - 219 KB\]](#)


**No. 31.** Factors Influencing Rural Residents' Utilization of Urban Hospitals. 12 pp. (PHS) 2011-1250. November 18, 2010.  [\[PDF - 191 KB\]](#)

**No. 30.** Comparison of Home Health and Hospice Care Agencies by Organizational Characteristics and Services Provided: United States, 2007. 24 pp. (PHS) 2011-1250. November 9, 2010.  [\[PDF - 286 KB\]](#)


**No. 29.** National Hospital Discharge Survey: 2007 Summary. 21 pp. (PHS) 2011-1250. October 26, 2010.  [\[PDF - 403 KB\]](#)

**No. 28.** National Hospital Ambulatory Medical Care Survey: 2007 Outpatient Department Summary. 32 pp. (PHS) 2010-1250. September 23, 2010.  [\[PDF - 609 KB\]](#)


- No. 27.** National Ambulatory Medical Care Survey: 2007 Summary. 32 pp. (PHS) 2011-1250. November 3, 2010. [[PDF - 695 KB](#)]
- No. 26.** National Hospital Ambulatory Medical Care Survey: 2007 Emergency Department Summary. 32 pp. (PHS) 2010-1250. August 6, 2010. [[PDF - 612 KB](#)]
- No. 25.** Changes in Terminology for Childhood Overweight and Obesity. 6 pp. (PHS) 2010-1250. June 25, 2010. [[PDF - 214 KB](#)]
- No. 24.** Trends in Health Status and Health Care Use Among Older Men. 19 pp. (PHS) 2010-1250. April 23, 2010. [[PDF - 264 KB](#)]
- No. 23.** Electronic Medical Record Use by Office-based Physicians and Their Practices: United States, 2007. 12 pp. (PHS) 2010-1250. March 31, 2010. [[PDF - 185 KB](#)]
- No. 22.** Use of Electronic Medical Records by Ambulatory Care Providers: United States, 2006. 22 pp. (PHS) 2010-1250. April 30, 2010. [[PDF - 308 KB](#)]
- No. 21.** Biological Variation of Laboratory Analytes Based on the 1999-2002 National Health and Nutrition Examination Survey. 8 pp. (PHS) 2010-1250. March 1, 2010. [[PDF - 472 KB](#)]
- No. 20.** Health Characteristics of the American Indian or Alaska Native Adult Population: United States, 2004-2008. 24 pp. (PHS) 2010-1250. March 9, 2010. [[PDF - 305 KB](#)]
- No. 19.** Functional Difficulties Among School-Aged Children: United States, 2001–2007. 24 pp. (PHS) 2010-1250. November 4, 2009. [[PDF - 454 KB](#)]
- No. 18.** Costs of Complementary and Alternative Medicine (CAM) and Frequency of Visits to CAM Practitioners: United States, 2007. 15 pp. (PHS) 2009-1250. July 30, 2009. [[PDF - 279 KB](#)]
- No. 17.** Health Insurance Coverage Trends, 1959-2007: Estimates from the National Health Interview Survey. 26 pp. (PHS) 2009-1250. July 1, 2009. [[PDF - 331 KB](#)]
- No. 16.** Health Characteristics of Adults Aged 55 Years and Over: United States, 2004-2007. 32 pp. (PHS) 2009-1250. July 8, 2009. [[PDF - 427 KB](#)]
- No. 15.** Smoking, Alcohol Use, and Illicit Drug Use Reported by Adolescents Aged 12-17 years: United States, 1999-2004. 26 pp. (PHS) 2009-1250. May 20, 2009. [[PDF - 443 KB](#)]
- No. 14.** Wireless Substitution: State-level Estimates From the National Health Interview Survey, January-December 2007. 14 pp. (PHS) 2009-1250. March 11, 2009. [[PDF - 586 KB](#)]
- No. 13.** Prevalence of Metabolic Syndrome Among Adults 20 Years of Age and Over, by Sex, Age, Race and Ethnicity, and Body Mass Index: United States, 2003-2006. 8 pp. (PHS) 2009-1250. May 5, 2009. [[PDF - 251 KB](#)]
- No. 12.** Complementary and Alternative Medicine Use Among Adults and Children: United States, 2007. 24 pp. (PHS) 2009-1250. December 10, 2008. [[PDF - 418 KB](#)]

**No. 11.** Ambulatory Surgery in the United States, 2006. 28 pp. (PHS) 2009-1250. January 28, 2009 - Revised September 4, 2009.  [\[PDF - 468 KB\]](#)


**No. 10.** Anthropometric Reference Data for Children and Adults: United States, 2003-2006. 45 pp. (PHS) 2009-1250. October 24, 2008.  [\[PDF - 1.3 MB\]](#)


**No. 9.** End-of-Life Care in Nursing Homes: 2004 National Nursing Home Survey. 24 pp. (PHS) 2009-1250. October 8, 2008.  [\[PDF - 934 KB\]](#)

**No. 8.** Ambulatory Medical Care Utilization Estimates for 2006. 32 pp. (PHS) 2008-1250. August 6, 2008.  [\[PDF - 617 KB\]](#)


**No. 7.** National Hospital Ambulatory Medical Care Survey: 2006 Emergency Department Summary. 39 pp. (PHS) 2008-1250. August 6, 2008.  [\[PDF - 697 KB\]](#)


**No. 6.** Emergency Department Visits by Persons Recently Discharged from U.S. Hospitals. 16 pp. (PHS) 2008-1250. July 24, 2008.  [\[PDF - 151 KB\]](#)

**No. 5.** 2006 National Hospital Discharge Survey . 20 pp. (PHS) 2008-1250. July 30, 2008.  [\[PDF - 767 KB\]](#)

**No. 4.** National Hospital Ambulatory Medical Care Survey: 2006 Outpatient Department Summary. 32 pp. (PHS) 2008-1250. August 6, 2008.  [\[PDF - 617 KB\]](#)

**No. 3.** National Ambulatory Medical Care Survey: 2006 Summary. 40 pp. (PHS) 2008-1250. August 6, 2008.  [\[PDF - 855 KB\]](#)

**No. 2.** Measures of Cognitive Functioning in the 1994-2000 Second Longitudinal Study of Aging. 16 pp. (PHS) 2008-1250. July 7, 2008.  [\[PDF - 359 KB\]](#)

**No. 1.** State, Regional, and National Estimates of Health Insurance Coverage for People Under 65 Years of Age: National Health Interview Survey, 2004-2006. 8 pp. (PHS) 2008-1250. June 19, 2008.  [\[PDF - 605 KB\]](#)

---

# National Vital Statistics Reports

---

## On this Page

**Notice! This title replaces the Monthly Vital Statistics Report (MVSR) effective with Vol. 47, No. 1.**


- Regular issues cover provisional birth, death, marriage, and divorce statistics.
- Four to six special reports are issued per year. Special reports cover final data on births for the previous year, and special topic analyses are issued from time to time.

Paper copies may be available at a [Government Depository](#) or health sciences library near you. Highest numbers are most recent publications.

Citation as to source is appreciated, when quotations are used in publications.

## Volume 61, No. 1 to Present

**United States Life Tables, 2008.** NVSR Volume 61, Number 03. 63 pp. (PHS) 2012-1120.

 [\[PDF - 1.2 MB\]](#)

Tables updated using revised intercensal populations.  [\[PDF - 522 KB\]](#)

*No Publication.* NVSR Volume 61, Number 02.


**Births: Final Data for 2010.** NVSR Volume 61, Number 01. 72 pp. (PHS) 2012-1120. 

[\[PDF - 1.6 MB\]](#)

Supplemental Tables  [\[PDF - 334 KB\]](#)


## Volume 60, No. 1 to 9

**U.S. Decennial Life Tables for 1999–2001: State Life Tables.** NVSR Volume 60,

Number 09. 68 pp. (PHS) 2012-1120.  [\[PDF - 1.1 MB\]](#)

Supplemental Tables

**Fetal and Perinatal Mortality, United States, 2006.** NVSR Volume 60, Number 08. 23

pp. (PHS) 2012-1120.  [\[PDF - 433 KB\]](#)


**Estimated Pregnancy Rates and Rates of Pregnancy Outcomes for the United**

**States, 1990–2008.** NVSR Volume 60, Number 07. 22 pp. (PHS) 2012-1120.  [\[PDF - 463](#)

[KB\]](#)

**Deaths: Leading Causes for 2008.** NVSR Volume 60, Number 06. 95 pp. (PHS) 2012-

1120.  [\[PDF - 2.8 MB\]](#)

**Infant Mortality Statistics from the 2008 Period Linked Birth/Infant Death Data Set.** NVSR Volume 60, Number 05. 49 pp. (PHS) 2012-1120.  [\[PDF - 499 KB\]](#)

**Deaths: Preliminary Data for 2010.** NVSR Volume 60, Number 04. 69 pp. (PHS) 2012-1120.  [\[PDF - 725 KB\]](#)

**Deaths: Final Data for 2009.** NVSR Volume 60, Number 03. 117 pp. (PHS) 2012-1120.  [\[PDF - 3.1 MB\]](#)

[Supplemental Tables](#)  [\[PDF - 320 KB\]](#)

**Births: Preliminary Data for 2010.** NVSR Volume 60, Number 02. 36 pp. (PHS) 2012-1120.  [\[PDF - 460 KB\]](#)

[Supplemental Tables](#)  [\[PDF - 266 KB\]](#)

**Births: Final Data for 2009.** NVSR Volume 60, Number 01. 104 pp. (PHS) 2012-1120.  [\[PDF - 1.8 MB\]](#)

[Supplemental Tables](#)  [\[PDF - 322 KB\]](#)

## Volume 59, No. 1 to 10

**Deaths: Final Data for 2008.** NVSR Volume 59, Number 10. 155 pp. (PHS) 2011-1120.  [\[PDF - 3.2 MB\]](#)

[Supplemental Tables](#)  [\[PDF - 325 KB\]](#)


**United States Life Tables, 2007.** NVSR Volume 59, Number 09. 61 pp. (PHS) 2011-1120.  [\[PDF - 1.4 MB\]](#)

Tables updated using revised intercensal populations.  [\[PDF - 522 KB\]](#)

**Deaths: Leading Causes for 2007.** NVSR Volume 59, Number 08. 96 pp. (PHS) 2011-1120.  [\[PDF - 3.6 MB\]](#)

**Expanded Data From the New Birth Certificate, 2008.** NVSR Volume 59, Number 07. 47 pp. (PHS) 2011-1120.  [\[PDF - 590 KB\]](#)

[Supplemental Tables](#)  [\[PDF - 40 KB\]](#)

**Infant Mortality Statistics from the 2007 Period Linked Birth/Infant Death Data Set.** NVSR Volume 59, Number 06. 31 pp. (PHS) 2011-1120.  [\[PDF - 750 KB\]](#)

**Epidural and Spinal Anesthesia Use During Labor: 27-state Reporting Area, 2008.** NVSR Volume 59, Number 05. 14 pp. (PHS) 2011-1120.  [\[PDF - 199 KB\]](#)

**Deaths: Preliminary Data for 2009.** NVSR Volume 59, Number 04. 69 pp. (PHS) 2011-1120.  [\[PDF - 885 KB\]](#)

[Supplemental Tables](#)  [\[PDF - 100 KB\]](#)


**Births: Preliminary Data for 2009.** NVSR Volume 59, Number 03. 19 pp. (PHS) 2011-1120.  [\[PDF - 307 KB\]](#)

[Supplemental Tables](#)  [\[PDF - 102 KB\]](#)



**Deaths: Preliminary Data for 2008.** NVSR Volume 59, Number 02. 52 pp. (PHS) 2011-1120. [PDF - 900 KB]

Supplemental Tables [PDF - 202 KB]

**Births: Final Data for 2008.** NVSR Volume 59, Number 01. 105 pp. (PHS) 2011-1120. [PDF - 1.6 MB]


Supplemental Tables [PDF - 323 KB]


## Volume 58, No. 1 to 25 Notice


*Births, Marriages, Divorces, and Deaths: Provisional Data for 2009* will be the final issue of the monthly provisional data series.

See the [NVSR Monthly Provisional Notice](#) for more information.

**Births, Marriages, Divorces, and Deaths: Provisional Data for 2009.** NVSR Volume 58, Number 25. 6 pp. (PHS) 2010-1120. [PDF - 159 KB]

**Births: Final Data for 2007.** NVSR Volume 58, Number 24. 86 pp. (PHS) 2010-1120. [PDF - 1.9 KB]

**Births, Marriages, Divorces, and Deaths: Provisional Data for November 2009.** NVSR Volume 58, Number 23. 6 pp. (PHS) 2010-1120. [PDF - 157 KB]

**Births, Marriages, Divorces, and Deaths: Provisional Data for October 2009.** NVSR Volume 58, Number 22. 6 pp. (PHS) 2010-1120. [PDF - 156 KB]


**United States Life Tables, 2006.** NVSR Volume 58, Number 21. 40 pp. (PHS) 2010-1120. [PDF - 967 KB]

Tables updated using revised intercensal populations. [PDF - 522 KB]


**Births, Marriages, Divorces, and Deaths: Provisional Data for September 2009.** NVSR Volume 58, Number 20. 6 pp. (PHS) 2010-1120. [PDF - 156 KB]

**Deaths: Final Data for 2007.** NVSR Volume 58, Number 19. 73 pp. (PHS) 2010-1120. [PDF - 555 KB]


**Births, Marriages, Divorces, and Deaths: Provisional Data for August 2009.** NVSR Volume 58, Number 18. 6 pp. (PHS) 2010-1120. [PDF - 159 KB]


**Infant Mortality Statistics From the 2006 Period Linked Birth/Infant Death Data Set.** NVSR Volume 58, Number 17. 32 pp. (PHS) 2010-1120. [PDF - 597 KB]


**Births: Preliminary Data for 2008.** NVSR Volume 58, Number 16. 18 pp. (PHS) 2010-1120. [PDF - 3.3 MB]

**Births, Marriages, Divorces, and Deaths: Provisional Data for July 2009.** NVSR Volume 58, Number 15. 6 pp. (PHS) 2010-1120. [PDF - 118 KB]

**Deaths: Leading Causes for 2006.** NVSR Volume 58, Number 14. 100 pp. (PHS) 2010-1120. [PDF - 1.2 MB]

**Births, Marriages, Divorces, and Deaths: Provisional Data for June 2009.** NVSR Volume 58, Number 13. 6 pp. (PHS) 2010-1120. [PDF - 96 KB]

**Births, Marriages, Divorces, and Deaths: Provisional Data for May 2009.** NVSR Volume 58, Number 12. 6 pp. (PHS) 2010-1120. [PDF - 93 KB]

**Trends and Characteristics of Home and Other Out-of-Hospital Births in the United States, 1990-2006.** NVSR Volume 58, Number 11. 15 pp. (PHS) 2010-1120. [PDF - 245 KB]


**United States Life Tables, 2005.** NVSR Volume 58, Number 10. 132 pp. (PHS) 2010-1120. [PDF - 1.2 MB]

Tables updated using revised intercensal populations. [PDF - 282 KB]

**Births, Marriages, Divorces, and Deaths: Provisional Data for April 2009.** NVSR Volume 58, Number 9. 6 pp. (PHS) 2010-1120. [PDF - 95 KB]


**Deaths: Leading Causes for 2005.** NVSR Volume 58, Number 8. 98 pp. (PHS) 2010-1120. [PDF - 1.2 MB]


**Births, Marriages, Divorces, and Deaths: Provisional Data for March 2009.** NVSR Volume 58, Number 7. 6 pp. (PHS) 2010-1120. [PDF - 95 KB]

**Births, Marriages, Divorces, and Deaths: Provisional Data for February 2009.** NVSR Volume 58, Number 6. 6 pp. (PHS) 2010-1120. [PDF - 94 KB]

**Expanded Health Data From the New Birth Certificate, 2006.** NVSR Volume 58, Number 5. 24 pp. (PHS) 2010-1120. [PDF - 300 KB]

**Estimated Pregnancy Rates for the United States, 1990-2005: An Update.** NVSR Volume 58, Number 4. 15 pp. (PHS) 2010-1120. [PDF - 1.1 MB]


**Births, Marriages, Divorces, and Deaths: Provisional Data for January 2009.** NVSR Volume 58, Number 3. 6 pp. (PHS) 2010-1120. [PDF - 158 MB]


**The Effect of Hurricane Katrina: Births in the U.S. Gulf Coast Region, Before and After the Storm.** NVSR Volume 58, Number 2. 29 pp. (PHS) 2009-1120. [PDF - 943 MB]

**Deaths: Preliminary Data for 2007.** NVSR Volume 58, Number 1. 51 pp. (PHS) 2009-1120. [PDF - 1 MB]

## Volume 57, No. 1 to 19


**Births, Marriages, Divorces, and Deaths: Provisional Data for 2008.** NVSR Volume 57, Number 19. 6 pp. (PHS) 2009-1120. [PDF - 146 KB]


**Births, Marriages, Divorces, and Deaths: Provisional Data for November 2008.** NVSR Volume 57, Number 18. 6 pp. (PHS) 2009-1120. [PDF - 162 KB]

**Births, Marriages, Divorces, and Deaths: Provisional Data for October 2008.** NVSR Volume 57, Number 17. 6 pp. (PHS) 2009-1120. [PDF - 92 KB]


**Births, Marriages, Divorces, and Deaths: Provisional Data for September 2008.** NVSR Volume 57, Number 16. 6 pp. (PHS) 2009-1120. [PDF - 94 KB]


**Births, Marriages, Divorces, and Deaths: Provisional Data for August 2008.** NVSR Volume 57, Number 15. 6 pp. (PHS) 2009-1120. [PDF - 152 KB]

**Deaths: Final Data for 2006.** NVSR Volume 57, Number 14. 80 pp. (PHS) 2009-1120. [PDF - 2.4 MB]

**Births, Marriages, Divorces, and Deaths: Provisional Data for July 2008.** NVSR Volume 57, Number 13. 6 pp. (PHS) 2009-1120. [PDF - 174 KB]

**Births: Preliminary Data for 2007.** NVSR Volume 57, Number 12. 23 pp. (PHS) 2009-1120. Supplemental Table: Late Preterm By State, 2006 and 2007 [PDF - 641 KB]

**Births, Marriages, Divorces, and Deaths: Provisional Data for June 2008.** NVSR Volume 57, Number 11. 6 pp. (PHS) 2009-1120. [PDF - 156 KB]


**Births, Marriages, Divorces, and Deaths: Provisional Data for May 2008.** NVSR Volume 57, Number 10. 6 pp. (PHS) 2009-1120. [PDF - 174 KB]


**Births, Marriages, Divorces, and Deaths: Provisional Data for April 2008.** NVSR Volume 57, Number 9. 6 pp. (PHS) 2009-1120. [PDF - 157 KB]

**Fetal and Perinatal Mortality, United States, 2005.** NVSR Volume 57, Number 8. 20 pp. (PHS) 2009-1120. [PDF - 523 KB]


**Births: Final Data for 2006.** NVSR Volume 57, Number 7. 102 pp. (PHS) 2009-1120. [PDF - 2.4 MB]


**Births, Marriages, Divorces, and Deaths: Provisional Data for March 2008.** NVSR Volume 57, Number 6. 6 pp. (PHS) 2009-1120. [PDF - 172 KB]


**Births, Marriages, Divorces, and Deaths: Provisional Data for February 2008.** NVSR Volume 57, Number 5. 6 pp. (PHS) 2008-1120. [PDF - 460 KB]

**U.S. Decennial Life Tables for 1999-2001: Methodology of the United States Life Tables.** NVSR Volume 57, Number 4. 10 pp. (PHS) 2008-1120. [PDF - 348 KB]

**Births, Marriages, Divorces, and Deaths: Provisional Data for January 2008.**

NVSR Volume 57, Number 3. 6 pp. (PHS) 2008-1120. [PDF - 446 KB]


**Infant Mortality Statistics from the 2005 Period Linked Birth/Infant Death Data Set.** NVSR Volume 57, Number 2. 32 pp. (PHS) 2008-1120. [PDF - 737 KB]

**U.S. Decennial Life Tables for 1999-2001, United States Life Tables.** NVSR Volume 57, Number 1. 37 pp. (PHS) 2008-1120. [PDF - 960 KB]

## Volume 56, No. 1 to 21

Beginning with this edition, NCHS' NVSR Births: Preliminary Data reports will be issued as Web-only reports. These reports will no longer be delivered through regular mail. All future NVSR preliminary reports can be viewed, downloaded, and printed.

**Births, Marriages, Divorces, and Deaths: Provisional Data for 2007.** NVSR Volume 56, Number 21. 6 pp. (PHS) 2008-1120. [PDF - 97 KB]


**Births, Marriages, Divorces, and Deaths: Provisional Data for November 2007.** NVSR Volume 56, Number 20. 6 pp. (PHS) 2008-1120. [PDF - 108 KB]


**Births, Marriages, Divorces, and Deaths: Provisional Data for October 2007.** NVSR Volume 56, Number 19. 6 pp. (PHS) 2008-1120. [PDF - 107 KB]

**Births, Marriages, Divorces, and Deaths: Provisional Data for September 2007.** NVSR Volume 56, Number 18. 6 pp. (PHS) 2008-1120. [PDF - 619 KB]


**Births, Marriages, Divorces, and Deaths: Provisional Data for August 2007.** NVSR Volume 56, Number 17. 6 pp. (PHS) 2008-1120. [PDF - 619 KB]


**Deaths: Preliminary Data for 2006.** NVSR Volume 56, Number 16. 52 pp. (PHS) 2008-1120. [PDF - 712 KB]

**Estimated Pregnancy Rates by Outcome for the United States, 1990-2004.** NVSR Volume 56, Number 15. 26 pp. (PHS) 2008-1120. [PDF - 732 KB]

**Births, Marriages, Divorces, and Deaths: Provisional Data for July 2007.** NVSR Volume 56, Number 14. 6 pp. (PHS) 2008-1120. [PDF - 427 KB]

**Expanded Health Data from the New Birth Certificate, 2005.** NVSR Volume 56, Number 13. 24 pp. (PHS) 2008-1120. [PDF - 786 KB]

**Births, Marriages, Divorces, and Deaths: Provisional Data for June 2007.** NVSR Volume 56, Number 12. 6 pp. (PHS) 2008-1120.  [\[PDF - 223 KB\]](#)

**Births, Marriages, Divorces, and Deaths: Provisional Data for May 2007.** NVSR Volume 56, Number 11. 6 pp. (PHS) 2008-1120.  [\[PDF - 189 KB\]](#)

**Deaths: Final Data for 2005.** NVSR Volume 56, Number 10. 121 pp. (PHS) 2008-1120.  [\[PDF - 808 KB\]](#)

**United States Life Tables, 2004.** NVSR Volume 56, Number 9. 40 pp. (PHS) 2008-1120.  [\[PDF - 1.6 MB\]](#)

Tables updated using revised intercensal populations.  [\[PDF - 281 KB\]](#)

**Births, Marriages, Divorces, and Deaths: Provisional Data for April 2007.** NVSR Volume 56, Number 8. 6 pp. (PHS) 2008-1120.  [\[PDF - 223 KB\]](#)

**Births: Preliminary Data for 2006.** NVSR Volume 56, Number 7. 18 pp. (PHS) 2008-1120.  [\[PDF - 417 KB\]](#)


**Births: Final Data for 2005.** NVSR Volume 56, Number 6. 104 pp. (PHS) 2008-1120.  [\[PDF - 2.8 MB\]](#)

NOTE: Data for Vermont in 2005 are based on an incomplete file of records. Information based on the complete file is available at Vermont resident births.

**Deaths: Leading Causes for 2004.** NVSR Volume 56, Number 5. 96 pp. (PHS) 2008-1120.  [\[PDF - 3.2 MB\]](#)

**Births, Marriages, Divorces, and Deaths: Provisional Data for March 2007.** NVSR Volume 56, Number 4. 6 pp. (PHS) 2008-1120.  [\[PDF - 221 KB\]](#)

**Fetal and Perinatal Mortality, United States, 2004.** NVSR Volume 56, Number 3. 20 pp. (PHS) 2008-1120.  [\[PDF - 494 KB\]](#)

Notice of Error in the 2003 and 2004 Fetal Death Data Files and Reports 

**Births, Marriages, Divorces, and Deaths: Provisional Data for February 2007.** NVSR Volume 56, Number 2. 6 pp. (PHS) 2008-1120.  [\[PDF - 225 KB\]](#)


**Births, Marriages, Divorces, and Deaths: Provisional Data for January 2007.** NVSR Volume 56, Number 1. 6 pp. (PHS) 2008-1120.  [\[PDF - 189 KB\]](#)

## Volume 55, No. 1 to 20


**Births, Marriages, Divorces, and Deaths: Provisional Data for 2006.** NVSR Volume 55, Number 20. 6 pp. (PHS) 2007-1120.  [\[PDF - 190 KB\]](#)

**Deaths: Final Data for 2004.** NVSR Volume 55, Number 19. 120 pp. (PHS) 2007-1120.  [\[PDF - 3.5 MB\]](#)


**Births, Marriages, Divorces, and Deaths: Provisional Data for November 2006.**

NVSR Volume 55, Number 18. 6 pp. (PHS) 2007-1120.  [\[PDF - 189 KB\]](#)


**Births, Marriages, Divorces, and Deaths: Provisional Data for October 2006.**

NVSR Volume 55, Number 17. 6 pp. (PHS) 2007-1120.  [\[PDF - 189 KB\]](#)

**Births, Marriages, Divorces, and Deaths: Provisional Data for September 2006.**

NVSR Volume 55, Number 16. 6 pp. (PHS) 2007-1120.  [\[PDF - 191 KB\]](#)

**Characteristics of Births to Single- and Multiple-Race Women: California, Hawaii, Pennsylvania, Utah, and Washington, 2003.** NVSR Volume 55, Number 15. 21 pp. (PHS) 2007-1120.  [\[PDF - 1.1 MB\]](#)

**Infant Mortality Statistics from the 2004 Period Linked Birth/Infant Death Data Set.** NVSR Volume 55, Number 14. 33 pp. (PHS) 2007-1120.  [\[PDF - 799 KB\]](#)

**Births, Marriages, Divorces, and Deaths: Provisional Data for August 2006.** NVSR Volume 55, Number 13. 6 pp. (PHS) 2007-1120.  [\[PDF - 230 KB\]](#)

**Expanded Health Data from the New Birth Certificate, 2004.** NVSR Volume 55, Number 12. 23 pp. (PHS) 2007-1120.  [\[PDF - 393 KB\]](#)

**Births: Preliminary Data for 2005.** NVSR Volume 55, Number 11. 19 pp. (PHS) 2007-1120.  [\[PDF - 474 KB\]](#)

**Deaths: Leading Causes for 2003.** NVSR Volume 55, Number 10. 6 pp. (PHS) 2007-1120.  [\[PDF - 2.9 MB\]](#)

**Births, Marriages, Divorces, and Deaths: Provisional Data for July 2006.** NVSR Volume 55, Number 9. 6 pp. (PHS) 2007-1120.  [\[PDF - 193 KB\]](#)

**Births, Marriages, Divorces, and Deaths: Provisional Data for June 2006.** NVSR Volume 55, Number 8. 6 pp. (PHS) 2007-1120.  [\[PDF - 223 KB\]](#)


**Births, Marriages, Divorces, and Deaths: Provisional Data for May 2006.** NVSR Volume 55, Number 7. 6 pp. (PHS) 2007-1120.  [\[PDF - 185 KB\]](#)

**Fetal and Perinatal Mortality, United States, 2003.** NVSR Volume 55, Number 6. 18 pp. (PHS) 2007-1120.  [\[PDF - 689 KB\]](#)


[Notice of Error in the 2003 and 2004 Fetal Death Data Files and Reports](#) 

**Births, Marriages, Divorces, and Deaths: Provisional Data for April 2006.** NVSR Volume 55, Number 5. 6 pp. (PHS) 2006-1120.  [\[PDF - 187 KB\]](#)

**Births, Marriages, Divorces, and Deaths: Provisional Data for March 2006.** NVSR Volume 55, Number 4. 6 pp. (PHS) 2006-1120.  [\[PDF - 229 KB\]](#)

**Births, Marriages, Divorces, and Deaths: Provisional Data for February 2006.** NVSR Volume 55, Number 3. 6 pp. (PHS) 2006-1120.  [\[PDF - 221 KB\]](#)

**Births, Marriages, Divorces, and Deaths: Provisional Data for January 2006.**


NVSR Volume 55, Number 2. 6 pp. (PHS) 2006-1120.  [\[PDF - 201 KB\]](#)


**Births: Final Data for 2004.** NVSR Volume 55, Number 1. 102 pp. (PHS) 2006-1120.  [\[PDF - 3.4 MB\]](#)


## Volume 54, No. 1 to 20

**Births, Marriages, Divorces, and Deaths: Provisional Data for 2005.** NVSR Volume 54, Number 20. 7 pp. (PHS) 2006-1120.  [\[PDF - 198 KB\]](#)

**Deaths: Preliminary Data for 2004.** NVSR Volume 54, Number 19. 50 pp. (PHS) 2006-1120.  [\[PDF - 123 KB\]](#)

**Births, Marriages, Divorces, and Deaths: Provisional Data for November 2005.** NVSR Volume 54, Number 18. 7 pp. (PHS) 2006-1120.  [\[PDF - 199 KB\]](#)


**Births, Marriages, Divorces, and Deaths: Provisional Data for October 2005.** NVSR Volume 54, Number 17. 7 pp. (PHS) 2006-1120.  [\[PDF - 251 KB\]](#)

**Infant Mortality Statistics from the 2003 Period Linked Birth/Infant Death Data Set.** NVSR Volume 54, Number 16. 30 pp. (PHS) 2006-1120.  [\[PDF - 685 KB\]](#)

**Births, Marriages, Divorces, and Deaths: Provisional Data for September 2005.** NVSR Volume 54, Number 15. 7 pp. (PHS) 2006-1120.  [\[PDF - 199 KB\]](#)


**United States Life Tables, 2003.** NVSR Volume 54, Number 14. 40 pp. (PHS) 2006-1120.  [\[PDF - 1.2 MB\]](#)

Tables updated using revised intercensal populations.  [\[PDF - 282 KB\]](#)

**Deaths: Final Data for 2003.** NVSR Volume 54, Number 13. 120 pp. (PHS) 2006-1120.  [\[PDF - 3.7 MB\]](#)

**Births, Marriages, Divorces, and Deaths: Provisional Data for August 2005.** NVSR Volume 54, Number 12. 7 pp. (PHS) 2006-1120.  [\[PDF - 215 KB\]](#)

**Births, Marriages, Divorces, and Deaths: Provisional Data for July 2005.** NVSR Volume 54, Number 11. 7 pp. (PHS) 2006-1120.  [\[PDF - 216 KB\]](#)

**Deaths: Injuries, 2002.** NVSR Volume 54, Number 10. 125 pp. (PHS) 2006-1120. [PDF - 4.8 MB]


**Births, Marriages, Divorces, and Deaths: Provisional Data for June 2005.** NVSR Volume 54, Number 9. 7 pp. (PHS) 2006-1120. [PDF - 251 KB]


**Births: Preliminary Data for 2004.** NVSR Volume 54, Number 8. 18 pp. (PHS) 2006-1120. [PDF - 880 KB]


**Births, Marriages, Divorces, and Deaths: Provisional Data for May 2005.** NVSR Volume 54, Number 7. 7 pp. (PHS) 2006-1120. [PDF - 211 KB]

**Births, Marriages, Divorces, and Deaths: Provisional Data for April 2005.** NVSR Volume 54, Number 6. 7 pp. (PHS) 2006-1120. [PDF - 223 KB]

**Births, Marriages, Divorces, and Deaths: Provisional Data for March 2005.** NVSR Volume 54, Number 5. 6 pp. (PHS) 2005-1120. [PDF - 257 KB]

**Trends in Cesarean Rates for First Births and Repeat Cesarean Rates for Low-Risk Women: United States, 1990-2003.** NVSR Volume 54, Number 4. 9 pp. (PHS) 2005-1120. [PDF - 553 KB]

**Births, Marriages, Divorces, and Deaths: Provisional Data for February 2005.** NVSR Volume 54, Number 3. 6 pp. (PHS) 2005-1120. [PDF - 236 KB]


**Births: Final Data for 2003.** NVSR Volume 54, Number 2. 116 pp. (PHS) 2005-1120. [PDF - 4.1 KB]


**Births, Marriages, Divorces, and Deaths: Provisional Data for January 2005.** NVSR Volume 54, Number 1. 6 pp. (PHS) 2005-1120. [PDF - 345 KB]

## Volume 53, No. 1 to 21

**Births, Marriages, Divorces, and Deaths: Provisional Data for 2004.** NVSR Volume 53, Number 21. 7 pp. (PHS) 2005-1120. [PDF - 307 KB]


**Trend Analysis of the Sex Ratio at Birth in the United States.** NVSR Volume 53, Number 20. 18 pp. (PHS) 2005-1120. [PDF - 1.4 MB]

**Births, Marriages, Divorces, and Deaths: Provisional Data for November 2004.** NVSR Volume 53, Number 19. 7 pp. (PHS) 2005-1120. [PDF - 567 KB]

**Births, Marriages, Divorces, and Deaths: Provisional Data for October 2004.** NVSR Volume 53, Number 18. 7 pp. (PHS) 2005-1120. [PDF - 545 KB]


**Deaths: Leading Causes for 2002.** NVSR Volume 53, Number 17. 90 pp. (PHS) 2005-1120. [PDF - 2.7 MB]



**Births, Marriages, Divorces, and Deaths: Provisional Data for September 2004.** NVSR Volume 53, Number 16. 7 pp. (PHS) 2005-1120.  [\[PDF - 559 KB\]](#)


**Deaths: Preliminary Data for 2003.** NVSR Volume 53, Number 15. 48 pp. (PHS) 2005-1120.  [\[PDF - 1.3 MB\]](#)

**Births, Marriages, Divorces, and Deaths: Provisional Data for August 2004.** NVSR Volume 53, Number 14. 7 pp. (PHS) 2005-1120.  [\[PDF - 555 KB\]](#)

**Births, Marriages, Divorces, and Deaths: Provisional Data for July 2004.** NVSR Volume 53, Number 13. 7 pp. (PHS) 2005-1120.  [\[PDF - 559 KB\]](#)


**Explaining the 2001-02 Infant Mortality Increase: Data From the Linked Birth/Infant Death Data Set.** NVSR Volume 53, Number 12. 23 pp. (PHS) 2005-1120.  [\[PDF - 1.2 MB\]](#)

**Births, Marriages, Divorces, and Deaths: Provisional Data for June 2004.** NVSR Volume 53, Number 11. 7 pp. (PHS) 2005-1120.  [\[PDF - 554 KB\]](#)

**Infant Mortality Statistics from the 2002 Period Linked Birth/Infant Death Data Set.** NVSR Volume 53, Number 10. 30 pp. (PHS) 2005-1120.  [\[PDF - 1.8 MB\]](#)

**Births: Preliminary Data for 2003.** NVSR Volume 53, Number 9. 18 pp. (PHS) 2005-1120.  [\[PDF - 860 KB\]](#)

**Births, Marriages, Divorces, and Deaths: Provisional Data for May 2004.** NVSR Volume 53, Number 8. 7 pp. (PHS) 2005-1120.  [\[PDF - 550 KB\]](#)

**Births to 10-14 Year-Old Mothers, 1990-2002: Trends and Health Outcomes.** NVSR Volume 53, Number 7. 19 pp. (PHS) 2005-1120.  [\[PDF - 1.2 MB\]](#)


**United States Life Tables, 2002.** NVSR Volume 53, Number 6. 39 pp. (PHS) 2005-1120.  [\[PDF - 3.5 MB\]](#)

Tables updated using revised intercensal populations.  [\[PDF - 289 KB\]](#)

**Deaths: Final Data for 2002.** NVSR Volume 53, Number 5. 116 pp. (PHS) 2005-1120.  [\[PDF - 9.7 MB\]](#)

**Births, Marriages, Divorces, and Deaths: Provisional Data for April 2004.** NVSR Volume 53, Number 4. 7 pp. (PHS) 2005-1120.  [\[PDF - 552 KB\]](#)

**Births, Marriages, Divorces, and Deaths: Provisional Data for March 2004.** NVSR Volume 53, Number 3. 7 pp. (PHS) 2004-1120.  [\[PDF - 423 KB\]](#)


**Births, Marriages, Divorces, and Deaths: Provisional Data for February 2004.** NVSR Volume 53, Number 2. 6 pp. (PHS) 2004-1120.  [\[PDF - 347 KB\]](#)

**Births, Marriages, Divorces, and Deaths: Provisional Data for January 2004.** NVSR Volume 53, Number 1. 6 pp. (PHS) 2004-1120.  [\[PDF - 381 KB\]](#)


## Volume 52, No. 1 to 23


Provisional Tables On Births, Marriages, Divorces, and Deaths: 2001-2003


**Estimated Pregnancy Rates for the United States, 1990-2000: An Update.** NVSR Volume 52, Number 23. 10 pp. (PHS) 2004-1120.


 [\[PDF - 710 KB\]](#)

**Births, Marriages, Divorces, and Deaths: Provisional Data for 2003.** NVSR Volume 52, Number 22. 7 pp. (PHS) 2004-1120.  [\[PDF - 372 KB\]](#)


**Deaths: Injuries, 2001.** NVSR Volume 52, Number 21. 87 pp. (PHS) 2004-1120.  [\[PDF - 5.1 MB\]](#)

**Births, Marriages, Divorces, and Deaths: Provisional Data for November 2003.** NVSR Volume 52, Number 20. 6 pp. (PHS) 2004-1120.  [\[PDF - 369 KB\]](#)

**Trends in Characteristics of Births by State: United States, 1990, 1995, and 2000-2002.** NVSR Volume 52, Number 19. 152 pp. (PHS) 2004-1120.  [\[PDF - 10.7 MB\]](#)

**Births, Marriages, Divorces, and Deaths: Provisional Data for October 2003.** NVSR Volume 52, Number 18. 6 pp. (PHS) 2004-1120.  [\[PDF - 387 KB\]](#)

**Reproduction Rates for 1990-2002 and Intrinsic Rates for 2000-2001: United States.** NVSR Volume 52, Number 17. 12 pp. (PHS) 2004-1120.  [\[PDF - 895 KB\]](#)


**Births, Marriages, Divorces, and Deaths: Provisional Data for September 2003.** NVSR Volume 52, Number 16. 6 pp. (PHS) 2004-1120.  [\[PDF - 366 KB\]](#)

**Births, Marriages, Divorces, and Deaths: Provisional Data for August 2003.** NVSR Volume 52, Number 15. 6 pp. (PHS) 2004-1120.  [\[PDF - 400 KB\]](#)


**United States Life Tables, 2001.** NVSR Volume 52, Number 14. 39 pp. (PHS) 2004-1120.  [\[PDF - 2 MB\]](#)

Tables updated using revised intercensal populations.  [\[PDF -293 KB\]](#)


**Deaths: Preliminary Data for 2002.** NVSR Volume 52, Number 13. 48 pp. (PHS) 2004-1120.  [\[PDF - 2.3 MB\]](#)

**Births, Marriages, Divorces, and Deaths: Provisional Data for July 2003.** NVSR Volume 52, Number 12. 6 pp. (PHS) 2004-1120.  [\[PDF - 436 KB\]](#)

**Births, Marriages, Divorces, and Deaths: Provisional Data for June 2003.** NVSR Volume 52, Number 11. 6 pp. (PHS) 2004-1120.  [\[PDF - 433 KB\]](#)

**Births: Final Data for 2002.** NVSR Volume 52, Number 10. 114 pp. (PHS) 2004-1120.  [\[PDF - 2 MB\]](#)


**Deaths: Leading Causes for 2001.** NVSR Volume 52, Number 9. 86 pp. (PHS) 2004-1120.  [\[PDF - 2.4 MB\]](#)

**Births, Marriages, Divorces, and Deaths: Provisional Data for May 2003.** NVSR Volume 52, Number 8. 3 pp. (PHS) 2004-1120.  [\[PDF - 187 KB\]](#)


**Revised Pregnancy Rates, 1990-97, and New Rates for 1998-99: United States.** NVSR Volume 52, Number 7. 15 pp. (PHS) 2004-1120.  [\[PDF - 1.1 MB\]](#)


**Births, Marriages, Divorces, and Deaths: Provisional Data for April 2003.** NVSR Volume 52, Number 6. 3 pp. (PHS) 2004-1120.  [\[PDF - 188 KB\]](#)

**Births, Marriages, Divorces, and Deaths: Provisional Data for March 2003.** NVSR Volume 52, Number 5. 3 pp. (PHS) 2003-1120.  [\[PDF - 175 KB\]](#)

**Births, Marriages, Divorces, and Deaths: Provisional Data for February 2003.** NVSR Volume 52, Number 4. 3 pp. (PHS) 2003-1120.  [\[PDF - 174 KB\]](#)

**Deaths: Final Data for 2001.** NVSR Volume 52, Number 3. 116 pp. (PHS) 2003-1120.  [\[PDF - 7.7 MB\]](#)

**Infant Mortality Statistics from the 2001 Period Linked Birth/Infant Death Data Set.** NVSR Volume 52, Number 2. 27 pp. (PHS) 2003-1120.  [\[PDF - 1.3 MB\]](#)


**Births, Marriages, Divorces, and Deaths: Provisional Data for January 2003.** NVSR Volume 52, Number 1. 3 pp. (PHS) 2003-1120.  [\[PDF - 174 KB\]](#)

## Volume 51, No. 1 to 12


Provisional Tables On Births, Marriages, Divorces, and Deaths: 2000-2002

**Revised Birth and Fertility Rates for the 1990s and New Rates for Hispanic Populations, 2000 and 2001: United States.** NVSR Report 51, No. 12. 94 pp. (PHS) 2003-1120.  [\[PDF - 1.3 MB\]](#)


**Births: Preliminary Data for 2002.** NVSR Vol. 51, No. 11. 20 pp. (PHS) 2003-1120.  [\[PDF - 1.2 MB\]](#)

**Births, Marriages, Divorces, and Deaths: Provisional Data for October-December 2002.** NVSR Vol. 51, No. 10. 4 pp. (PHS) 2003-1120.  [\[PDF - 225 KB\]](#)


**The Effect of Revised Populations on Mortality Statistics for the United States, 2000.** NVSR Vol. 51, No. 9. 24 pp. (PHS) 2003-1120.  [\[PDF - 1.1 MB\]](#)


**Births, Marriages, Divorces, and Deaths: Provisional Data for July-September 2002.** NVSR Vol. 51, No. 8. 4 pp. (PHS) 2003-1120.  [\[PDF - 216 KB\]](#)


**Births, Marriages, Divorces, and Deaths: Provisional Data for April-June 2002.** NVSR Vol. 51, No. 7. 4 pp. (PHS) 2003-1120.  [\[PDF - 206 KB\]](#)

**Births, Marriages, Divorces, and Deaths: Provisional Data for January-March 2002.** NVSR Vol. 51, No. 6. 4 pp. (PHS) 2003-1120.  [\[PDF - 210 KB\]](#)

**Deaths: Preliminary Data for 2001.** NVSR Vol. 51, No. 5. 45 pp. (PHS) 2003-1120.  [\[PDF - 2.1 MB\]](#)

**Revised Birth and Fertility Rates for the United States, 2000 and 2001.** NVSR Vol. 51, No. 4. 19 pp. (PHS) 2003-1120.  [\[PDF - 2.3 MB\]](#)

**United States Life Tables, 2000.** NVSR Vol. 51, No. 3. 39 pp. (PHS) 2003-1120.  [\[PDF - 1.9 MB\]](#)


**Births: Final Data for 2001.** NVSR Vol. 51, No. 2. 103 pp. (PHS) 2003-1120.  [\[PDF - 6.2 MB\]](#)

**Mean Age of Mother, 1970-2000.** NVSR Vol. 51, No. 1. 14 pp. (PHS) 2003-1120.  [\[PDF - 629 KB\]](#)


## Volume 50, No. 1 to 16

Provisional Tables On Births, Marriages, Divorces, and Deaths: 1999-2001

**Deaths: Leading Causes for 2000.** NVSR Vol. 50, No. 16. 86 pp. (PHS) 2002-1120.  [\[PDF - 6.3 MB\]](#)

**Deaths: Final Data for 2000.** NVSR Vol. 50, No. 15. 120 pp. (PHS) 2002-1120.  [\[PDF - 8.1 MB\]](#)

**Births, Marriages, Divorces, and Deaths: Provisional Data for 2001.** NVSR Vol. 50, No. 14. 2 pp. (PHS) 2002-1120.  [\[PDF - 164 KB\]](#)

**Births, Marriages, Divorces, and Deaths: Provisional Data for November 2001.** NVSR Vol. 50, No. 13. 2 pp. (PHS) 2002-1120.  [\[PDF - 160 KB\]](#)

**Infant Mortality Statistics From the 2000 Period Linked Birth/Infant Death Data Set.** NVSR Vol. 50, No. 12. 27 pp. (PHS) 2002-1120.  [\[PDF - 1.4 MB\]](#)

**Births, Marriages, Divorces, and Deaths: Provisional Data for October 2001.** NVSR Vol. 50, No. 11. 2 pp. (PHS) 2002-1120.  [\[PDF - 174 KB\]](#)


**Births: Preliminary Data for 2001.** NVSR Vol. 50, No. 10. 20 pp. (PHS) 2002-1120.  [\[PDF - 1.3 MB\]](#)


**Teenage Births in the United States: State Trends, 1991-2000, an Update.** NVSR Vol. 50, No. 9. 4 pp. (PHS) 2002-1120.  [\[PDF - 293 KB\]](#)


**Births, Marriages, Divorces, and Deaths: Provisional Data for September 2001.**


NVSR Vol. 50, No. 8. 4 pp. (PHS) 2002-1120.  [\[PDF - 192 KB\]](#)

**Births, Marriages, Divorces, and Deaths: Provisional Data for August 2001.** NVSR

Vol. 50, No. 7. 2 pp. (PHS) 2002-1120.  [\[PDF - 191 KB\]](#)


**United States Life Tables, 1999.** NVSR Vol. 50, No. 6. 39 pp. (PHS) 2002-1120.  [\[PDF - 2 MB\]](#)

**Births: Final Data for 2000.** NVSR Vol. 50, No. 5. 104 pp. (PHS) 2002-1120.  [\[PDF - 1.3 MB\]](#)

**Infant Mortality Statistics From the 1999 Period Linked Birth/Infant Death Data Set.** NVSR Vol. 50, No. 4. 27 pp. (PHS) 2002-1120.  [\[PDF - 1.3 MB\]](#)

**Births, Marriages, Divorces, and Deaths: Provisional Data for July 2001.** NVSR Vol. 50, No. 3. 2 pp. (PHS) 2002-1120.  [\[PDF - 186 KB\]](#)

**Births, Marriages, Divorces, and Deaths: Provisional Data for April-June 2001.**

NVSR Vol. 50, No. 2. 4 pp. (PHS) 2002-1120.  [\[PDF - 225 KB\]](#)

**Births, Marriages, Divorces, and Deaths: Provisional Data for January-March**


**2001.** Vol. 50, No. 1. 4 pp. (PHS) 2002-1120.  [\[PDF - 221 KB\]](#)


## Volume 49, No. 1 to 13


Provisional Tables On Births, Marriages, Divorces, and Deaths: 1998-2000


**Trends in Cesarean Birth and Vaginal Birth After Previous Cesarean, 1991-99.** Vol.


49, No. 13. 15 pp. (PHS) 2001-1120.  [\[PDF - 767 KB\]](#)

**Deaths: Preliminary Data for 2000.** Vol. 49, No. 12. 40 pp. (PHS) 2001-1120.  [\[PDF - 1.8 MB\]](#)


**Deaths: Leading Causes for 1999.** Vol. 49, No. 11. 88 pp. (PHS) 2001-1120.  [\[PDF - 917 KB\]](#)


**Births to Teenagers in the United States, 1940-2000.** Vol. 49, No. 10. 24 pp. (PHS) 2001-1120.  [\[PDF - 1.2 MB\]](#)

**Age-adjusted Death Rates: Trend Data Based on the Year 2000 Standard Population.** Vol. 49, No. 9. 24 pp. (PHS) 2001-1120.  [\[PDF - 396 KB\]](#)


**Deaths: Final Data for 1999.** Vol. 49, No. 8. 114 pp. (PHS) 2001-1120.  [\[PDF - 1 MB\]](#)


**Smoking During Pregnancy in the 1990s.** Vol. 49, No. 7. 15 pp. (PHS) 2001-1120.  [\[PDF - 731 KB\]](#)


**Births, Marriages, Divorces, and Deaths: Provisional Data for January-December 2000.** Vol. 49, No. 6. 8 pp. (PHS) 2001-1120. [PDF - 355 KB]  
[Provisional Tables by State for 1998-2000](#)

**Births: Preliminary Data for 2000.** Vol. 49, No. 5. 20 pp. (PHS) 2001-1120. [PDF - 1 MB]

**Trends in Pregnancy Rates for the United States, 1976-97: An Update.** Vol. 49, No. 4. 10 pp. (PHS) 2001-1120. [PDF - 142 KB]

**Deaths: Preliminary Data for 1999.** Vol. 49, No. 3. 49 pp. (PHS) 2001-1120. [PDF - 403 KB]

**Comparability of Cause of Death Between ICD-9 and ICD-10: Preliminary Estimates.** Vol. 49, No. 2. 32 pp. (PHS) 2001-1120. [PDF - 338 KB]


**Births: Final Data for 1999.** Vol. 49, No. 1. 99 pp. (PHS) 2001-1120. [PDF - 6.11 MB]

## Volume 48, No. 1 to 19

[Provisional Tables On Births, Marriages, Divorces, and Deaths: 1997-1999](#)


**Births, Marriages, Divorces, and Deaths: Provisional Data for 1999.** Vol. 48, No. 19. 2 pp. (PHS) 01-1120. [PDF - 90 KB]

**United States Life Tables, 1998.** Vol. 48, No. 18. 39 pp. (PHS) 01-1120. [PDF - 318 KB]

**Births, Marriages, Divorces, and Deaths: Provisional Data for November 1999.** Vol. 48, No. 17. 2 pp. (PHS) 01-1120. [PDF - 43 KB]


**Nonmarital Childbearing in the United States, 1940-99.** Vol. 48, No. 16. 39 pp. (PHS) 01-1120. [PDF - 282 KB]

**Births, Marriages, Divorces, and Deaths: Provisional Data for October 1999.** Vol. 48, No. 15. 2 pp. (PHS) 2000-1120. [PDF - 43 KB]


**Births: Preliminary Data for 1999.** Vol. 48, No. 14. 24 pp. (PHS) 2000-1120. [PDF - 170 KB]

**Births, Marriages, Divorces, and Deaths: Provisional Data for September 1999.** Vol. 48, No. 13. 2 pp. (PHS) 2000-1120. [PDF - 43 KB]

**Infant Mortality Statistics From the 1998 Period Linked Birth/Infant Death Data Set.** Vol. 48, No. 12. 28 pp. (PHS) 2000-1120. [PDF - 195 KB]


**Deaths: Final Data for 1998.** Vol. 48, No. 11. 106 pp. (PHS) 2000-1120. [PDF - 622 KB]

**Births, Marriages, Divorces, and Deaths: Provisional Data for August 1999.** Vol. 48, No. 10. 2 pp. (PHS) 2000-1120. [PDF - 43 KB]

**Births, Marriages, Divorces, and Deaths: Provisional Data for July 1999.** Vol. 48, No. 9. 2 pp. (PHS) 2000-1120. [PDF - 43 KB]


**Births, Marriages, Divorces, and Deaths: Provisional Data for June 1999.** Vol. 48, No. 8. 2 pp. (PHS) 2000-1120. [PDF - 43 KB]

**Births, Marriages, Divorces, and Deaths: Provisional Data for May 1999.** Vol. 48, No. 7. 2 pp. (PHS) 2000-1120. [PDF - 43 KB]

**Variations in Teenage Birth Rates, 1991-98: National and State Trends.** Vol. 48, No. 6. 14 pp. (PHS) 2000-1120. [PDF - 179 KB]

**Births, Marriages, Divorces, and Deaths: Provisional Data for April 1999.** Vol. 48, No. 5. 2 pp. (PHS) 2000-1120. [PDF - 43 KB]

**Births, Marriages, Divorces, and Deaths: Provisional Data for March 1999.** Vol. 48, No. 4. 2 pp. (PHS) 2000-1120. [PDF - 44 KB]

**Births: Final Data for 1998.** Vol. 48, No. 3. 100 pp. (PHS) 2000-1120. [PDF - 6.19 MB]


**Births, Marriages, Divorces, and Deaths: Provisional Data for February 1999.** Vol. 48, No. 2. 2 pp. (PHS) 2000-1120. [PDF - 77 KB]

**Births, Marriages, Divorces, and Deaths: Provisional Data for January 1999.** Vol. 48, No. 1. 2 pp. (PHS) 2000-1120. [PDF - 45 KB]


## Volume 47, No. 1 to 29

Provisional Tables On Births, Marriages, Divorces, and Deaths: 1996-1998


**Highlights of Trends in Pregnancies and Pregnancy Rates.** Vol. 47, No. 29. 12 pp. (PHS) 2000-1120. [PDF - 257 KB]

**United States Life Tables, 1997.** Vol. 47, No. 28. 40 pp. (PHS) 2000-1120. [PDF - 311 KB]

**Trends in the Attendant, Place, and Timing of Births, and in the Use of Obstetric Interventions: United States, 1989-97.** Vol. 47, No. 27. 16 pp. (PHS) 2000-1120. [PDF - 287 KB]

**Declines in Teenage Birth Rates, 1991-98.** Vol. 47, No. 26. 12 pp. (PHS) 2000-1120. [PDF - 143 KB]


**Births and Deaths: Preliminary Data for 1998.** Vol. 47, No. 25. 48 pp. (PHS) 99-1120. [PDF - 362 KB]


**Trends in Twin and Triplet Births: 1980-97.** Vol. 47, No. 24. 20 pp. (PHS) 99-1120.  [\[PDF - 506 KB\]](#)


**Infant Mortality Statistics from the 1997 Period Linked Birth/Infant Death Data Set.** Vol. 47, No. 23. 24 pp. (PHS) 99-1120.  [\[PDF - 226 KB\]](#)


**Births and Deaths: Preliminary Data for July 1997-June 1998.** Vol. 47, No. 22. 32 pp. (PHS) 99-1120.  [\[PDF - 213 KB\]](#)

**Births, Marriages, Divorces, and Deaths: Provisional Data for 1998.** Vol. 47, No. 21. 4 pp. (PHS) 99-1120.  [\[PDF - 59 KB\]](#)


**Mortality From Alzheimer's Disease.** Vol. 47, No. 20. 8 pp. (PHS) 99-1120.  [\[PDF - 316 KB\]](#)

**Deaths: Final Data for 1997.** Vol. 47, No. 19. 108 pp. (PHS) 99-1120.  [\[PDF - 1MB\]](#)

**Births: Final Data for 1997.** Vol. 47, No. 18. 96 pp. (PHS) 99-1120.  [\[PDF - 676 KB\]](#)


**Births, Marriages, Divorces, and Deaths: Provisional Data for November 1998.** Vol. 47, No. 17. 2 pp. (PHS) 99-1120.  [\[PDF - 53 KB\]](#)

**Births, Marriages, Divorces, and Deaths: Provisional Data for October 1998.** Vol. 47, No. 16. 2 pp. (PHS) 99-1120.  [\[PDF - 53 KB\]](#)

**Births, Marriages, Divorces, and Deaths: Provisional Data for September 1998.** Vol. 47, No. 15. 2 pp. (PHS) 99-1120.  [\[PDF - 53 KB\]](#)

**Births, Marriages, Divorces, and Deaths: Provisional Data for August 1998.** Vol. 47, No. 14. 2 pp. (PHS) 99-1120.  [\[PDF - 53 KB\]](#)

**United States Abridged Life Tables, 1996.** Vol. 47, No. 13. 20 pp. (PHS) 99-1120.  [\[PDF - 185 KB\]](#)

**Decline in Teenage Birth Rates, 1991-97: National and State Patterns.** Vol. 47, No. 12. 20 pp. (PHS) 99-1120.  [\[PDF - 426 KB\]](#)

**Births, Marriages, Divorces, and Deaths: Provisional Data for July 1998.** Vol. 47, No. 11. 2 pp. (PHS) 99-1120.  [\[PDF - 52 KB\]](#)

**Smoking During Pregnancy, 1990-96.** Vol. 47, No. 10. 12 pp. (PHS) 99-1120.  [\[PDF - 188 KB\]](#)

**Report of Final Mortality Statistics, 1996.** Vol. 47, No. 9. 100 pp. (PHS) 99-1120.  [\[PDF - 1.1 MB\]](#)

**Births, Marriages, Divorces, and Deaths: Provisional Data for June 1998.** Vol. 47, No. 8. 2 pp. (PHS) 99-1120.  [\[PDF - 55 KB\]](#)



**Births, Marriages, Divorces, and Deaths: Provisional Data for May 1998.** Vol. 47, No. 7. 2 pp. (PHS) 99-1120.  [\[PDF - 55 KB\]](#)

**Births, Marriages, Divorces, and Deaths: Provisional Data for April 1998.** Vol. 47, No. 7. 2 pp. (PHS) 99-1120.  [\[PDF - 55 KB\]](#)

**Births, Marriages, Divorces, and Deaths: Provisional Data for March 1998.** Vol. 47, No. 5. 2 pp. (PHS) 99-1120.  [\[PDF - 55 KB\]](#)

**Births and Deaths: Preliminary Data for 1997.** Vol. 47, No. 4. 42 pp. (PHS) 99-1120.  [\[PDF - 244 KB\]](#)

**Age Standardization of Death Rates: Implementation of the Year 2000 Standard.** Vol. 47, No. 3. 20 pp. (PHS) 98-1120.  [\[PDF - 260 KB\]](#)

**Births, Marriages, Divorces, and Deaths: Provisional Data for February 1998.** Vol. 47, No. 2. 2 pp. (PHS) 98-1120.  [\[PDF - 53 KB\]](#)

**Births, Marriages, Divorces, and Deaths: Provisional Data for January 1998.** Vol. 47, No. 1. 2 pp. (PHS) 98-1120.  [\[PDF - 59 KB\]](#)



---













## Publications Related to Healthy People















---

### Healthy People Newsletters

These newsletters, issued in two series: Statistical Notes and Statistics and Surveillance, are issued irregularly. They address technical issues related to assessing progress toward the Year 2000 Health Objectives.


### Statistical Notes

- No. 26.** Comparing Racial and Ethnic Populations Based on Healthy People 2010 Objectives. 16 pp. (PHS) 2008-1237 [PDF - 1.4 MB]
- No. 25.** Healthy People 2010: Measuring Progress in Healthy People 2010. 12 pp. (PHS) 2004-1237 [PDF - 353 KB]
- No. 24.** Healthy People 2010: Criteria for Data Suppression. 12 pp. (PHS) 2002-1237 [PDF - 285 KB]
- No. 23.** Healthy People 2000: Trends in Racial and Ethnic-Specific Rates for the Health Status Indicators: United States, 1990-98. 16 pp. (PHS) 2002-1237 [PDF - 320 KB]
- No. 22.** Healthy People 2010: Summary Measures of Population Health: Addressing the First Goal of Healthy People 2010, Improving Health Expectancy. 14 pp. (PHS) 2001-1237 [PDF - 409 KB]
- No. 21.** Healthy People 2010: Summary Measures of Population Health: Methods for Calculating Healthy Life Expectancy. 12 pp. (PHS) 2001-1237 [PDF - 521 KB]
- No. 20.** Healthy People 2010: Age Adjustment Using the 2000 Projected U.S. Population. 10 pp. (PHS) 2001-1237 [PDF - 118 KB]
- No. 19.** Healthy People 2000: An Assessment Based on the Health Status Indicators for the United States and Each State. 32 pp. [PDF - 289 KB]
- No. 18.** Operational Definitions for Year 2000 Objectives: Priority Area 1, Physical Activity and Fitness. 20 pp. (PHS) 99-1237 [PDF - 103 KB]
- No. 17.** Operational Definitions for Year 2000 Objectives: Priority Area 21, Clinical Preventive Services. 16 pp. (PHS) 99-1237 [PDF - 75 KB]
- No. 16.** Operational Definitions for Year 2000 Objectives: Priority Area 6, Mental Health and Mental Disorders. 20 pp. (PHS) 98-1237 [PDF - 401 KB]
- No. 15.** Priority Data Needs: Sources of National, State, and Local-Level Data and Data Collection Systems. 12 pp. (PHS) 98-1237 [PDF - 276 KB]


- No. 14.** Operational Definition for Year 2000 Objectives: Priority Area 14, Maternal and Infant Health. 16 pp. (PHS) 98-1237  [\[PDF - 145 KB\]](#)
- No. 13.** Healthy People 2000 Midcourse Revisions: A Compendium. 16 pp. (PHS) 97-1237  [\[PDF - 87 KB\]](#)
- No. 12.** Operational Definitions for Year 2000 Objectives: Priority Area 13, Oral Health. 20 pp. (PHS) 97-1237  [\[PDF - 466 KB\]](#)
- No. 11.** Operational Definitions for Year 2000 Objectives: Priority Area 20, Immunization and Infectious Diseases. 16 pp. (PHS) 97-1237  [\[PDF - 291 KB\]](#)
- No. 10.** Health Status Indicators: Differentials by Race and Hispanic Origin. September 1995. 8 pp. (PHS) 95-1237  [\[PDF - 93 KB\]](#)
- No. 9.** Monitoring Air Quality in Healthy People 2000. September 1995. 8 pp. (PHS) 96-1237  [\[PDF - 60 KB\]](#)
- No. 8.** Evaluating Public Health Data Systems: A Practical Approach. June 1995. 4 pp. (PHS) 95-1237  [\[PDF - 36 KB\]](#)
- No. 7.** Years of Healthy Life. April 1995, 16 pp. (PHS) 95-1237  [\[PDF - 158 KB\]](#)
- No. 6.** Direct Standardization (Age-Adjusted Death Rates). March 1995. 10 pp. (PHS) 95-1237  [\[PDF - 91 KB\]](#)
- No. 5.** Revisions to Healthy People 2000 Baselines. Klein, R.J., Freedman, M.A. July 1993. 8 pp. (PHS) 93-1237  [\[PDF - 798 KB\]](#)
- No. 4.** Issues Related to Monitoring the Year 2000 Objectives. Wilson, R.W., Freedman, M.A., Klein, R.J. Summer 1993. 7 pp. (PHS) 93-1237.  [\[PDF - 618 KB\]](#)
- No. 3.** Health Status Indicators: Definitions and National Data. Klein, R.J., Hawk, S.A. Spring 1992. 8 pp. (PHS) 92-1237.  [\[PDF - 900 KB\]](#)
- No. 2.** Infant Mortality. Kleinman, J.C., Kiely, J.L. Winter 1991. 11 pp. (PHS) 92-1237.  [\[PDF - 1 MB\]](#)
- No. 1.** Health Status Indicators for the Year 2000. Freedman, M.A. Fall 1991. 4 pp. (PHS) 92-1237.  [\[PDF - 461 KB\]](#)

## Statistics and Surveillance

**No. 9.** Data Challenges and Successes with Healthy People. February 1998. 8 pp. (PHS) 98-1237  [\[PDF - 124 KB\]](#)


**No. 8.** Health Status Indicator Reports: "State of the Art." May 1996. 7 pp. (PHS) 96-1237  [\[PDF - 79 KB\]](#)


**No. 7.** The CDC Assessment Initiative: A Summary of State Activities. October 1995. 12 pp. (PHS) 95-1237  [\[PDF - 119 KB\]](#)


**No. 6.** Recommendations from Committee 22.1. January 1995. 4 pp. (PHS) 95-1236  [\[PDF - 61 KB\]](#)

**No. 5.** Field Staff Placed. September 1993. 4 pp. (PHS) 93-1236 [Not available]

**No. 4.** CDC Assessment Initiative Funds Seven States. Summer 1992. 7 pp. (PHS) 93-1236  [\[PDF - 774 KB\]](#)


**No. 3.** Meet the Staff. Spring 1992. 4 pp. (PHS) 92-1236  [\[PDF - 460 KB\]](#)


**No. 2.** NCHS Data Users Conference to Focus on the Future. Winter 1991. 4 pp. (PHS) 92-1236  [\[PDF - 417 KB\]](#)


**No. 1.** An Overview of NCHS Activities Related to Healthy People 2000. Fall 1991. 4 pp. (PHS) 92-1236  [\[PDF - 393 KB\]](#)


## Healthy People 2000 Review


This annual report presents statistical progress toward each of the Healthy People 2000 goals. Full text (.pdf) files linked to this list: Healthy People 2000 Review 1994 through most recent issue. Note: The 1992 Healthy People 2000 Review was also issued bound with Health, United States, 1992.


[Healthy People 2000 Final Review](#). 382 pp. (PHS) 2001-0256.  [\[PDF - 7 MB\]](#)


Healthy People 2000 Review 1998-99. 246 pp. (PHS) 99-1256  [\[PDF - 2.9 MB\]](#)

Healthy People 2000 Review 1997. 236 pp. (PHS) 98-1256  [\[PDF - 2.5 MB\]](#)

[Healthy People 2000 Review, 1995-96](#). 208 pp.  [\[PDF - 3.1 MB\]](#)

Healthy People 2000 Review, 1994. 149 pp. (PHS) 95-1258-1  [\[PDF - 1.1 MB\]](#)

Healthy People 2000 Review, 1993. 179 pp. (PHS) 94-1232-1  [\[PDF - 48.6 MB\]](#)

Healthy People 2000 Review, 1992. 160 pp. (PHS) 93-1232-1  [\[PDF - 64.1 MB\]](#)

Summary Measures of Population Health - Report of Findings on Methodologic and Data Issues  [\[PDF - 4.2 MB\]](#)

---

# Monthly Vital Statistics Reports


---

## On this Page


Monthly and cumulative data on births, deaths, marriages, and divorces, and infant deaths for States and the United States are presented with brief analyses of the vital statistics.

## Monthly Reports

### Volume 45, No. 1 to 46, No. 12

Vol. 46, No. 12. Births, Marriages, Divorces, and Deaths for 1997. 20 pp. (PHS) 98-1120   
[\[PDF - 363 KB\]](#)

Vol. 46, No. 11. Births, Marriages, Divorces, and Deaths for November 1997. 20 pp. (PHS) 98-1120   
[\[PDF - 361 KB\]](#)

Vol. 46, No. 10. Births, Marriages, Divorces, and Deaths for October 1997. 20 pp. (PHS) 98-1120   
[\[PDF - 357 KB\]](#)

Vol. 46, No. 9. Births, Marriages, Divorces, and Deaths for September 1997. 20 pp. (PHS) 98-1120   
[\[PDF - 355 KB\]](#)

Vol. 46, No. 8. Births, Marriages, Divorces, and Deaths for August 1997. 20 pp. (PHS) 98-1120   
[\[PDF - 347KB\]](#)


Vol. 46, No. 7. Births, Marriages, Divorces, and Deaths for July 1997. 20 pp. (PHS) 98-1120   
[\[PDF - 364 KB\]](#)

Vol. 46, No. 6. Births, Marriages, Divorces, and Deaths for June 1997. 20 pp. (PHS) 98-1120   
[\[PDF - 364 KB\]](#)

Vol. 46, No. 5. Births, Marriages, Divorces, and Deaths for May 1997. 20 pp. (PHS) 98-1120   
[\[PDF - 319 KB\]](#)

Vol. 46, No. 4. Births, Marriages, Divorces, and Deaths for April 1997. 20 pp. (PHS) 98-1120   
[\[PDF - 354 KB\]](#)


Vol. 46, No. 3. Births, Marriages, Divorces, and Deaths for March 1997. 20 pp. (PHS) 98-1120   
[\[PDF - 353 KB\]](#)

Vol. 46, No. 2. Births, Marriages, Divorces, and Deaths for February 1997. 20 pp. (PHS) 97-1120   
[\[PDF - 171 KB\]](#)

Vol. 46, No. 1. Births, Marriages, Divorces, and Deaths for January 1997. 20 pp. (PHS) 97-1120   
[\[PDF - 179KB\]](#)

Vol. 45, No. 12. Births, Marriages, Divorces, and Deaths for 1996. 20 pp. (PHS) 97-1120   
[\[PDF - 187 KB\]](#)

Vol. 45, No. 11. Births, Marriages, Divorces, and Deaths for November 1996. 20 pp. (PHS) 97-1120  [\[PDF - 262 KB\]](#)

Vol. 45, No. 10. Births, Marriages, Divorces, and Deaths for October 1996. 20 pp. (PHS) 97-1120  [\[PDF - 261 KB\]](#)

Vol. 45, No. 9. Births, Marriages, Divorces, and Deaths for September 1996. 20 pp. (PHS) 97-1120  [\[PDF - 255 KB\]](#)

Vol. 45, No. 8. Births, Marriages, Divorces, and Deaths for August 1996. 20 pp. (PHS) 97-1120  [\[PDF - 257 KB\]](#)


Vol. 45, No. 7. Births, Marriages, Divorces, and Deaths for July 1996. 20 pp. (PHS) 97-1120  [\[PDF - 253 KB\]](#)

Vol. 45, No. 6. Births, Marriages, Divorces, and Deaths for June 1996. 20 pp. (PHS) 97-1120  [\[PDF - 250 KB\]](#)

Vol. 45, No. 5. Births, Marriages, Divorces, and Deaths for May 1996. 20 pp. (PHS) 97-1120  [\[PDF - 276 KB\]](#)

Vol. 45, No. 4. Births, Marriages, Divorces, and Deaths for April 1996. 20 pp. (PHS) 96-1120  [\[PDF - 290 KB\]](#)


Vol. 45, No. 3. Births, Marriages, Divorces, and Deaths for March 1996. 20 pp. (PHS) 96-1120  [\[PDF - 273 KB\]](#)

Vol. 45, No. 2. Births, Marriages, Divorces, and Deaths for February 1996. 20 pp. (PHS) 96-1120  [\[PDF - 268 KB\]](#)


Vol. 45, No. 1. Births, Marriages, Divorces, and Deaths for January 1996. 20 pp. (PHS) 96-1120  [\[PDF - 259 KB\]](#)

## Monthly Reports

### Volume 43, No. 7 to 44, No. 12

Vol. 44, No. 12. Births, Marriages, Divorces, and Deaths for 1995. 20 pp. (PHS) 96-1120.  [\[PDF - 282 KB\]](#)

Vol. 44, No. 11. Births, Marriages, Divorces, and Deaths for November 1995. 20 pp. (PHS) 96-1120.  [\[PDF - 337 KB\]](#)

Vol. 44, No. 10. Births, Marriages, Divorces, and Deaths for October 1995. 19 pp. (PHS) 96-1120.  [\[PDF - 273 KB\]](#)

Vol. 44, No. 9. Provisional Vital Statistics for September 1995. 2 pp. (PHS) 96-1120.  [\[PDF - 60 KB\]](#)

Vol. 44, No. 8. Provisional Vital Statistics for August 1995. 2 pp. (PHS) 96-1120.  [\[PDF - 60 KB\]](#)

Vol. 44, No. 7. Births, Marriages, Divorces, and Deaths for July 1995. 24 pp. (PHS) 96-1120.  [\[PDF - 272 KB\]](#)

Vol. 44, No. 6. Births, Marriages, Divorces, and Deaths for June 1995. November 30, 1995. 20 pp. (PHS) 96-1120.  [\[PDF - 287 KB\]](#)

Vol. 44, No. 5. Births, Marriages, Divorces, and Deaths for May 1995. November 13, 1995. 20 pp. (PHS) 96-1120.  [\[PDF - 296 KB\]](#)


Vol. 44, No. 4. Births, Marriages, Divorces, and Deaths for April 1995. October 4, 1995. 20 pp. (PHS) 95-1120.  [\[PDF - 259 KB\]](#)

Vol. 44, No. 3. Births, Marriages, Divorces, and Deaths for March 1995. August 29, 1995. 20 pp. (PHS) 95-1120.  [\[PDF - 257 KB\]](#)


Vol. 44, No. 2. Births, Marriages, Divorces, and Deaths for February 1995. August 4, 1995. 20 pp. (PHS) 95-1120.  [\[PDF - 246 KB\]](#)

Vol. 44, No. 1. Births, Marriages, Divorces, and Deaths for January 1995. July 20, 1995. 24 pp. (PHS) 95-1120.  [\[PDF - 713 KB\]](#)

Vol. 43, No. 13. Annual Summary of Births, Marriages, Divorces, and Deaths: United States, 1994. 42 pp. (PHS) 96-1120.  [\[PDF - 455 KB\]](#)

Vol. 43, No. 12. Births, Marriages, Divorces, and Deaths for 1994. 24 pp. (PHS) 95-1120.  [\[PDF - 786 KB\]](#)

Vol. 43, No. 11. Births, Marriages, Divorces, and Deaths for November 1994. 24 pp. (PHS) 95-1120.  [\[PDF - 757 KB\]](#)

Vol. 43, No. 10. Births, Marriages, Divorces, and Deaths for October 1994. 24 pp. (PHS) 95-1120.  [\[PDF - 735 KB\]](#)

Vol. 43, No. 9. Births, Marriages, Divorces, and Deaths for September 1994. 24 pp. (PHS) 95-1120.  [\[PDF - 725 KB\]](#)

Vol. 43, No. 8. Births, Marriages, Divorces, and Deaths for August 1994. 24 pp. (PHS) 95-1120.  [\[PDF - 718 KB\]](#)

Vol. 43, No. 7. Births, Marriages, Divorces, and Deaths for July 1994. 24 pp. (PHS) 95-1120.  [\[PDF - 741 KB\]](#)

Vol. 43, No. 6. Births, Marriages, Divorces, and Deaths for June 1994. 24 pp. (PHS) 95-1120.  [\[PDF - 596 KB\]](#)



Vol. 43, No. 5. Births, Marriages, Divorces, and Deaths for May 1994. 24 pp. (PHS) 95-1120.  [\[PDF - 557 KB\]](#)

Vol. 43, No. 4. Births, Marriages, Divorces, and Deaths for April 1994. 24 pp. (PHS) 95-1120.  [\[PDF - 536 KB\]](#)

## Monthly Reports

### Volume 40, No. 10 to 42, No. 09

Vol. 42, No. 9. Births, Marriages, Divorces, and Deaths for September 1993. 24 pp. (PHS) 94-1120.  [\[PDF - 7.4 MB\]](#)


Vol. 42, No. 8. Births, Marriages, Divorces, and Deaths for August 1993. 24 pp. (PHS) 94-1120.  [\[PDF - 3.1 MB\]](#)


Vol. 42, No. 7. Births, Marriages, Divorces, and Deaths for July 1993. 24 pp. (PHS) 94-1120.  [\[PDF - 7.2 MB\]](#)


Vol. 42, No. 6. Births, Marriages, Divorces, and Deaths for June 1993. 26 pp. (PHS) 94-1120.  [\[PDF - 8.9 MB\]](#)


Vol. 42, No. 5. Births, Marriages, Divorces, and Deaths for May 1993. 24 pp. (PHS) 94-1120.  [\[PDF - 7.1 MB\]](#)

Vol. 42, No. 1. Births, Marriages, Divorces, and Deaths for January 1993. 24 pp. (PHS) 93-1120.  [\[PDF - 8 MB\]](#)


Vol. 41, No. 12. Births, Marriages, Divorces, and Deaths for 1992. 24 pp. (PHS) 93-1120.  [\[PDF - 6.4 MB\]](#)

Vol. 41, No. 11. Births, Marriages, Divorces, and Deaths for November 1992. (Revised May 10, 1993) 24 pp. (PHS) 93-1120.  [\[PDF - 8.3 MB\]](#)

Vol. 41, No. 10. Births, Marriages, Divorces, and Deaths for October 1992. 24 pp. (PHS) 93-1120.  [\[PDF - 6.3 MB\]](#)


Vol. 41, No. 08. Births, Marriages, Divorces, and Deaths for August 1992. 24 pp. (PHS) 93-1120.  [\[PDF - 6.2 MB\]](#)

Vol. 40, No. 11. Births, Marriages, Divorces, and Deaths for November 1991. 23 pp. (PHS) 92-1120.  [\[PDF - 1.7 MB\]](#)

Vol. 40, No. 10. Births, Marriages, Divorces, and Deaths for October 1991. 23 pp. (PHS) 92-1120.  [\[PDF - 1.8 MB\]](#)


## Summaries and Supplements


### Volume 45, No. 3S to 46, No. 12S

Births and Deaths: US, July 1996-June 1997. Vol. 46, No. 12 Supplement 2. 44 pp. (PHS) 98-1120. [\[PDF - 262 KB\]](#)


Infant Mortality Statistics From the 1996 Period Linked Birth/Infant Death Data Set. Vol. 46, No. 12 Supplement. 24 pp. (PHS) 98-1120 [\[PDF - 433 KB\]](#)

Teenage Births in the United States: State Trends, 1991-96, an Update. Vol. 46, No. 11 Supplement 2. 4 pp. (PHS) 98-1120 [\[PDF - 83 KB\]](#)

Report of Final Natality Statistics, 1996. Vol. 46, No. 11 Supplement. 100 pp. (PHS) 98-1120. [\[PDF - 1.1 MB\]](#)


Infant Mortality Statistics from the Linked Birth/Infant Death Data Set—1995 Period Data. Vol. 46, No. 6 Supplement 2. 32 pp. (PHS) 98-1120. [\[PDF - 252 KB\]](#)


Births of Hispanic Origin. Vol. 46, No. 6 Supplement. 32 pp. (PHS) 98-1120. [\[PDF - 282 KB\]](#)


Births and Deaths: United States, 1996. Vol. 46, No. 1, Supplement 2. 44 pp. (PHS) 97-1120. [\[PDF - 269 KB\]](#)

Asian or Pacific Islander Mortality, Selected States, 1992. Vol. 46, No. 1, Supplement. 64 pp. (PHS) 97-1120. [\[PDF - 358 KB\]](#)

Rates of Cesarean Birth and Vaginal Birth After Previous Cesarean, 1991–95. Vol. 45, No. 11 Supplement 3. 12 pp. (PHS) 97-1120. [\[PDF - 193 KB\]](#)


Report of Final Mortality Statistics, 1995. Vol. 45, No. 11 Supplement 2. 80 pp. (PHS) 97-1120. [\[PDF - 987 KB\]](#)


Report of Final Natality Statistics, 1995. Vol. 45, No. 11 Supplement. 80 pp. (PHS) 97-1120 [\[PDF - 637 KB\]](#)

Births and Deaths: United States, July 1995–June 1996. Vol. 45, No. 10 Supplement 2. 40 pp. (PHS) 97-1120 [\[PDF - 504 KB\]](#)

Birth and Fertility Rates by Educational Attainment: United States, 1994. Vol. 45, No. 10 Supplement. 20 pp. (PHS) 97-1120 [\[PDF - 255 KB\]](#)


Recent Declines in Teenage Birth Rates in the United States: Variations by State, 1990-94. Vol. 45, No. 5 Supplement. 16 pp. (PHS) 97-1120. [\[PDF - 318 KB\]](#)


Births and Deaths: United States, 1995. Vol. 45, No. 3 Supplement 2. 40 pp. (PHS) 96-1120. [\[PDF - 388 KB\]](#)


Advance Report of Final Mortality Statistics, 1994. Vol. 45, No. 3 Supplement. 80 pp. (PHS) 96-1120. [\[PDF - 966 KB\]](#)


## Summaries and Supplements


### Vol. 44, No. 11S to Vol. 43, No. 5S

Advance Report of Final Natality Statistics, 1994. Vol. 44, No. 11 Supplement. 87 pp. (PHS) 96-1120. [PDF - 902 KB]

Advance Report of Final Mortality Statistics, 1993. Vol. 44, No. 7 Supplement. 84 pp. (PHS) 96-1120. [PDF - 1.1 MB]


Advance Report of Final Natality Statistics, 1993. Vol. 44 No. 3 Supplement. 88 pp. (PHS) 95-1120. [PDF - 750 KB]


Annual Summary of Births, Marriages, Divorces, and Deaths: United States, 1994. Vol. 43 No. 13. 42 pp. (PHS) 95-1120. [PDF - 523 KB]


Advance Report of Final Marriage Statistics, 1989 and 1990. Vol. 43, No. 12 Supplement. 24 pp. (PHS) 95-1120 [PDF - 201 KB]

Trends in Pregnancies and Pregnancy Rates: Estimates for the United States, 1980-92. Vol. 43, No. 11 Supplement. 24 pp. (PHS) 95-1120. [PDF - 226 KB]

Birth Characteristics for Asian or Pacific Islander Subgroups, 1992. Vol. 43, No. 10 Supplement. 12 pp. (PHS) 95-1120. [PDF - 125 KB]

Advance Report of Final Divorce Statistics, 1989 and 1990. Vol. 43, No. 9 Supplement. 32 pp. (PHS) 95-1120. [PDF - 247 KB]

Advance Report of Final Mortality Statistics, 1992 (corrected and reprinted). Vol. 43, No. 6 Supplement. 76 pp. (PHS) 95-1120. [PDF - 697 KB]


Advance Report of Final Natality Statistics, 1992. Vol. 43, No. 5, Supplement. 88 pp. (PHS) 95-1120. [PDF - 828 KB]

## Summaries and Supplements

### Vol. 41, No. 6S to Vol. 42, No. 13S


Vol. 42, No. 13. Annual Summary of Births, Marriages, Divorces, and Deaths: United States, 1993. 36 pp. (PHS) 95-1120. [PDF - 5 MB]


Vol. 42, No. 11 Supplement. Advance Report of Maternal and Infant Health Data From the Birth Certificate, 1991. 32 pp. (PHS) 94-1120. [PDF - 4 MB]


Vol. 42, No. 4 Supplement. Mortality by Occupation, Industry, and Cause of Death: 12 Reporting States, 1984. 64pp. (PHS) 93-1120. Rosenberg, H. M., Burnett, C., Maurer, J., Spirtas, R. September 30, 1993. [PDF - 6.7 MB]

Vol. 42, No. 3 Supplement. Advance Report of Final Natality Statistics, 1991. September 9, 1993. 48 pp. (PHS) 93-1120. [PDF - 6.3 MB]


Vol. 42, No. 2 Supplement. Advance Report of Final Mortality Statistics, 1991. August 31, 1993. 64 pp. (PHS) 93-1120.  [\[PDF - 9.4 MB\]](#)

Vol. 42, No. 2 Supplement. Advance Report of Maternal and Infant Health Data From the Birth Certificate, 1990. July 8, 1993. 32 pp. (PHS) 93-1120.  [\[PDF - 3.2 MB\]](#)

Vol. 41, No. 13. Annual Summary of Births, Marriages, Divorces, and Deaths: United States, 1992. September 28, 1993. 34 pp. (PHS) 93-1120.  [\[PDF - 2.8 MB\]](#)

Vol. 41, No. 9 Supplement. Advance Report of Final Natality Statistics, 1990. February 25, 1993. 52 pp. (PHS) 93-1120.  [\[PDF - 7.3 MB\]](#)

Vol. 41, No. 7 Supplement. Advance Report of Final Mortality Statistics, 1990. January 7, 1993. 52 pp. (PHS) 93-1120.  [\[PDF - 4.5 MB\]](#)


Vol. 41, No. 6 Supplement. Trends in Pregnancy and Pregnancy Rates: United States, 1980-88. Ventura, S. J., Taffel, S. M., Mosher, W. D., Henshaw, S. November 16, 1992. 12 pp. (PHS) 93-1120.  [\[PDF - 1.2 MB\]](#)


## Summaries and Supplements

### Vol. 31, No. 2S to Vol. 40, No. 13S

Vol. 40, No. 13, Annual Summary of Births, Marriages, Divorces, Deaths: United States, 1991. September 30, 1992. 28 pp. (PHS) 92-1120.  [\[PDF - 2.4 MB\]](#)


Vol. 40, No. 12, Advance report of new data from the 1989 birth certificate. April 1992. 32 pp. (PHS) 92-1120.  [\[PDF - 2.5 MB\]](#)


Vol. 40, No. 8, Supplement 2. Advance Report of Final Mortality Statistics, 1989. January 7, 1992. 52 pp. (PHS) 92-1120.  [\[PDF - 3.4 MB\]](#)

Vol. 40, No. 8, Supplement. Advance Report of Final Natality Statistics, 1989. December 12, 1991. 55 pp. (PHS) 92-1120.  [\[PDF - 7.1 MB\]](#)


Vol. 40, No. 4, Supplement. Advance Report of Final Marriage Statistics, 1988. August 26, 1991. 24 pp. (PHS) 91-1120.  [\[PDF - 2.9 MB\]](#)


Vol. 39, No. 13. Annual Summary of Births, Marriages, Divorces, and deaths: United States, 1990. August 28, 1991. 28 pp. (PHS) 91-1120.  [\[PDF - 2.3 MB\]](#)


Vol. 39, No. 12, Supplement 2. Advance Report of Final Divorce Statistics, 1988. May 21, 1991. 32 pp. (PHS) 91-1120.  [\[PDF - 2.1 MB\]](#)


Vol. 39, No. 12, Supplement. Induced Terminations of Pregnancy: Reporting States, 1988. April 30, 1991. 32 pp. (PHS) 91-1120.  [\[PDF - 3.4 MB\]](#)


Vol. 39, No. 11, Supplement. Firearm Mortality Among Children, Youth, and Young Adults 1-34 Years of Age, Trends and Current Status: United States, 1979-88. March 14, 1991. 16 pp. (PHS) 91-1120.  [\[PDF - 1.9 MB\]](#)


Vol. 39, No. 7, Supplement. Advance Report of Final Mortality Statistics, 1988. November 28, 1990. 48 pp. (PHS) 91-1120. [PDF - 7 MB]


Vol. 39, No. 4, Supplement. Advance Report of Final Natality Statistics, 1988. August 15, 1990. 48 pp. (PHS) 90-1120. [PDF - 5.7 MB]


Vol. 38, No. 13. Annual Summary of Births, Marriages, Divorces, and Deaths: United States, 1989. August 30, 1990. 31 pp. (PHS) 90-1120. [PDF - 2.3 MB]


Vol. 38, No. 12, Supplement (2). Advance Report of Final Divorce Statistics, 1987. May 15, 1990. 20 pp. (PHS) 90-1120. [PDF - 2.1 MB]


Vol. 38, No. 12, Supplement. Advance Report of Final Marriage Statistics, 1987. April 3, 1990. 24 pp. (PHS) 90-1120. [PDF - 2.5 MB]


Vol. 38, No. 9, Supplement. Induced Terminations of Pregnancy: Reporting States, 1987. January 5, 1990. 36 pp. (PHS) 90-1120. [PDF - 3.8 MB]


Vol. 38, No. 5, Supplement. Advance Report of Final Mortality Statistics, 1987. September 26, 1989. 48 pp. (PHS) 89-1120. [PDF - 6.8 MB]


Vol. 38, No. 3, Supplement 2. Advance Report of Final Marriage Statistics, 1986. July 13, 1989. 24 pp. (PHS) 89-1120. [PDF - 2.2 MB]


Vol. 38, No. 3, Supplement. Advance Report of Final Natality Statistics, 1987. June 29, 1989. 47 pp. (PHS) 89-1120. [PDF - 6.2 MB]


Vol. 38, No. 2, Supplement. Advance Report of Final Divorce Statistics, 1986. June 6, 1989. 16 pp. (PHS) 89-1120. [PDF - 1.9 MB]


Vol. 37, No. 13. Annual Summary of Births, Marriages, Divorces, and Deaths: United States, 1988. July 26, 1989. 32 pp. (PHS) 89-1120. [PDF - 2.4 MB]

















Vol. 37, No. 12, Supplement. Induced Terminations of Pregnancy: Reporting States, 1985 and 1986. Kochanek, K. D. April 28, 1989. 32 pp. (PHS) 89-1120. [PDF - 3.5 MB]


Vol. 37, No. 10, Supplement. Perinatal Mortality in the United States, 1981-85. Powell-Griner, E. February 7, 1989. 12 pp. (PHS) 89-1120. [PDF - 1.1 MB]


Vol. 37, No. 6, Supplement. Advance Report of Final Mortality Statistics, 1986. September 30, 1988. 56 pp. (PHS) 89-1120. [PDF - 6.6 MB]


Vol. 37, No. 3, Supplement. Advance Report of Final Natality Statistics, 1986. July 12, 1988. 48 pp. (PHS) 88-1120. [PDF - 4.5 MB]


Vol. 37, No. 1, Supplement. Advance Report of Final Marriage Statistics, 1985. April 29, 1988. 20 pp. (PHS) 88-1120. [PDF - 1.9 MB]


- Vol. 36, No 13. Annual Summary of Births, Marriages, Divorces, and Deaths: United States, 1987. July 29, 1988. 29 pp. (PHS) 88-1120. [PDF - 2.2 MB]
- Vol. 36, No. 11, Supplement. Births of Hispanic Parentage, 1985. Ventura, S. J. February 26, 1988. 12 pp. (PHS) 88-1120. [PDF - 882 KB]
- Vol. 36, No. 8, Supplement. Advance Report of Final Divorce Statistics, 1985. December 7, 1987. 16 pp. (PHS) 88-1120. [PDF - 1.5 MB]
- Vol. 36, No. 7, Supplement. Trends and Variations in Post Partum Sterilization in the United States, 1972 and 1980. Warren, C. W., Keppel, K. G., Flock, M. L. October 30, 1987. 12 pp. (PHS) 88-1120. [PDF - 943 KB]
- Vol. 36, No. 5, Supplement (2). Induced Terminations of Pregnancy: Reporting States, 1984. Powell-Griner, E. September 8, 1987. 36 pp. (PHS) 87-1120. [PDF - 3.3 MB]
- Vol. 36, No. 5, Supplement. Advance Report of Final Mortality Statistics, 1985. August 28, 1987. 48 pp. (PHS) 87-1120. [PDF - 5.8 MB]
- Vol. 36, No. 4, Supplement (2). Births of Hispanic Parentage, 1983 and 1984. Ventura, S. J. July 24, 1987. 20 pp. (PHS) 87-1120. [PDF - 2 MB]
- Vol. 36, No. 4, Supplement. Advance Report of Final Natality Statistics, 1985. July 17, 1987. 44 pp. (PHS) 87-1120. [PDF - 5.2 MB]
- Vol. 36, No. 3, Supplement. Characteristics of American Indian and Alaska Native Births: United States, 1984. June 19, 1987. 16 pp. (PHS) 87-1120. [PDF - 1.2 MB]
- Vol. 36, No. 2, Supplement (2). Advance Report of Final Marriage Statistics, 1984. June 3, 1987. 20 pp. (PHS) 87-1120. [PDF - 5.3 MB]
- Vol. 36, No. 2, Supplement. Trends in Marital Status of Mothers at Conception and Birth of First Child: United States, 1964-66, 1972, and 1980. Ventura, S. J. May 29, 1987. 16 pp. (PHS) 87-1120. [PDF - 1.2 MB]
- Vol. 35, No. 13. Annual Summary of Births, Marriages, Divorces, and Deaths: United States, 1986. August 24, 1987. 28 pp. (PHS) 87-1120. [PDF - 2.2 MB]
- Vol. 35, No. 6, Supplement (2). Advance Report of Final Mortality Statistics, 1984. September 26, 1986. 44 pp. (PHS) 86-1120. [PDF - 5.8 MB]
- Vol. 35, No. 6, Supplement. Advance Report of Final Divorce Statistics, 1984. September 25, 1986. 16 pp. (PHS) 86-1120. [PDF - 1.5 MB]
- Vol. 35, No. 4, Supplement. Advance Report of Final Natality Statistics, 1984. July 18, 1986. 44 pp. (PHS) 86-1120. [PDF - 5.3 MB]
- Vol. 35, No. 3, Supplement. Induced Terminations of Pregnancy: Reporting States, 1982 and 1983. Powell-Griner, E. July 14, 1986. 36 pp. (PHS) 86-1120. [PDF - 3.3 MB]


Vol. 35, No. 1, Supplement. Advance Report of Final Marriage Statistics, 1983. May 2, 1986. 16 pp. (PHS) 86-1120.  [\[PDF - 1.4 MB\]](#)


Vol. 34, No. 13. Annual Summary of Births, Marriages, Divorces, and Deaths: United States, 1985. September 19, 1986. 28 pp. (PHS) 86-1120.  [\[PDF - 2 MB\]](#)


Vol. 34, No. 12, Supplement. Perinatal Mortality in the United States: 1950-81. Powell-Griner, E. March 31, 1986. 16 pp. (PHS) 86-1120.  [\[PDF - 1.3 MB\]](#)


Vol. 34, No. 9, Supplement. Advance Report of Final Divorce Statistics, 1983. December 26, 1985. 16 pp. (PHS) 86-1120.  [\[PDF - 1.5 MB\]](#)


Vol. 34, No. 6, Supplement (2). Advance Report of Final Mortality Statistics, 1983. September 26, 1985. 44 pp. (PHS) 85-1120.  [\[PDF - 5.3 MB\]](#)


Vol. 34, No. 6, Supplement. Advance Report of Final Natality Statistics, 1983. September 20, 1985. 44 pp. (PHS) 85-1120.  [\[PDF - 4.8 MB\]](#)


Vol. 34, No. 4, Supplement (2). Induced Terminations of Pregnancy: Reporting States, 1981. Prager, K. July 30, 1985. 36 pp. (PHS) 85-1120.  [\[PDF - 2.2 MB\]](#)


Vol. 34, No. 4, Supplement. Births of Hispanic Parentage, 1982. July 23, 1985. 16 pp. (PHS) 85-1120.  [\[PDF - 1.3 MB\]](#)


Vol. 34, No. 3, Supplement. Advance Report of Final Marriage Statistics, 1982. June 28, 1985. 16 pp. (PHS) 85-1120.  [\[PDF - 1.4 MB\]](#)


Vol. 33, No. 13. Annual Summary of Births, Marriages, Divorces, and Deaths: United States, 1984. September 26, 1985. 28 pp. (PHS) 85-1120.  [\[PDF - 1.9 MB\]](#)


Vol. 33, No. 11, Supplement. Advance Report of Final Divorce Statistics, 1982. February 28, 1985. 16 pp. (PHS) 85-1120.  [\[PDF - 1.4 MB\]](#)


Vol. 33, No. 9, Supplement. Advance Report of Final Mortality Statistics, 1982. December 20, 1984. 44 pp. (PHS) 85-1120.  [\[PDF - 5.1 MB\]](#)


Vol. 33, No. 8, Supplement. Births of Hispanic Parentage, 1981. Ventura, S. J. December 11, 1984. 16 pp.  [\[PDF - 1.4 MB\]](#)


Vol. 33, No. 6, Supplement. Advance Report of Final Natality Statistics, 1982. September 28, 1984. 44 pp. (PHS) 84-1120.  [\[PDF - 4.7 MB\]](#)


Vol. 33, No. 3, Supplement. Advance Report of Final Mortality Statistics, 1981. June 22, 1984. 40 pp. (PHS) 84-1120.  [\[PDF - 4.8 MB\]](#)


Vol. 32, No. 13. Annual Summary of Births, Deaths, Marriages, and Divorces: United States, 1983. September 21, 1984. 24 pp. (PHS) 84-1120.  [\[PDF - 1.8 MB\]](#)


Vol. 32, No. 11, Supplement. Advance Report of Final Marriage Statistics, 1981. February 29, 1984. 12pp. [PDF - 986 KB]


Vol. 32, No. 10, Supplement (2). Multiple Causes of Death in the United States. February 17, 1984. 20 pp. (PHS) 84-1120. [PDF - 2.3 MB]


Vol. 32, No. 10, Supplement. Characteristics of Asian Births: United States, 1980. Taffel, S. February 10, 1984. 160 pp. (PHS) 84-1120. [PDF - 5.3 MB]


Vol. 32, No. 9, Supplement (2). Advance Report of Final Divorce Statistics, 1981. January 17, 1984. 14 pp. (PHS) 84-1120. [PDF - 821 KB]


Vol. 32, No. 9, Supplement. Advance Report of Final Natality Statistics, 1981. December 29, 1983. 48 pp. (PHS) 84-1120. [PDF - 2.8 MB]

Vol. 32, No. 8, Supplement. Induced Terminations of Pregnancy: Reporting States, 1980. Burnham, D. December 20, 1983. 32 pp. (PHS) 84-1120. [PDF - 3.3 MB]


Vol. 32, No. 6, Supplement. Births of Hispanic Parentage, 1980. Ventura, S. J. September 23, 1983. 20 pp. [PDF - 1.7 MB]


Vol. 32, No. 5, Supplement. Advance Report of Final Marriage Statistics, 1980. August 18, 1983. 11 pp. (PHS) 83-1120. [PDF - 936 KB]


Vol. 32, No. 4, Supplement. Advance Report of Final Mortality Statistics, 1980. August 11, 1983. 40 pp. (PHS) 83-1120. [PDF - 4.2 MB]


Vol. 32, No. 3, Supplement. Advance Report of Final Divorce Statistics, 1980. June 27, 1983. 12 pp. (PHS) 83-1120. [PDF - 1 MB]


Vol. 31, No. 13. Annual Summary of Births, Deaths, Marriages, and Divorces: United States, 1982. October 5, 1983. 28 pp. (PHS) 83-1120. Not available.

Vol. 31, No. 8, Supplement. Advance Report of Final Natality Statistics, 1980. November 30, 1982. 40 pp. [PDF - 4.2 MB]

Vol. 31, No. 7, Supplement. Induced Terminations of Pregnancy: Reporting States, 1979. Burnham, D. October 25, 1982. 36 pp. (PHS) 83-1120. [PDF - 3.3 MB]

Vol. 31, No. 6, Supplement. Advance Report of Final Mortality Statistics, 1979. September 30, 1982. 59 pp. (PHS) 82-1120. [PDF - 8 MB]


Vol. 31, No. 2, Supplement (2). Trends in First Births to Older Mothers, 1970-79. May 27, 1982. 15 pp. (PHS) 82-1120. [PDF - 1.7 MB]

Vol. 31, No. 2, Supplement. Births of Hispanic Parentage, 1979. Ventura, S. J. May 13, 1982. 12 pp. (PHS) 82-1120. [PDF - 1.1 MB]




## Summaries and Supplements


### Vol. 12, No. 13S to Vol. 30, No. 13S

Vol. 30 No. 13. Annual Summary of Births, Deaths, Marriages, and Divorces: United States, 1981. December 20, 1982. 28 pp. (PHS) 83-1120.  [\[PDF - 2 MB\]](#)


Vol. 30, No. 6, Supplement (2). Advance Report of Final Natality Statistics, 1979. September 29, 1981. 27 pp. (PHS) 81-1120. Not available.

Vol. 30, No. 6, Supplement. Induced Terminations of Pregnancy: Reporting States, 1977 and 1978. Burnham, D. September 28, 1981. 27 pp. (PHS) 81-1120.  [\[PDF - 3.7 MB\]](#)

Vol. 30, No. 4, Supplement. Advance Report of Final Marriage Statistics, 1979. July 31, 1981. 8 pp. (PHS) 81-1120.  [\[PDF - 1 MB\]](#)

Vol. 30, No. 2, Supplement. Advance Report of Final Divorce Statistics, 1979. May 29, 1981. 8 pp. (PHS) 81-1120.  [\[PDF - 787 KB\]](#)

Vol. 30, No. 1, Supplement. Apgar Score in the United States, 1978. Querec, L.J. May 6, 1981. 8 pp. (PHS) 81-1120.  [\[PDF - 1.8 MB\]](#)


Vol. 29, No. 13, Annual Summary of Births, Deaths, Marriages, and Divorces: United States, 1980. September 17, 1981. 32 pp. (PHS) 81-1120.  [\[PDF - 2.6 MB\]](#)

Vol. 29, No. 12, Supplement. Births of Hispanic Parentage, 1978. Ventura, S., Heuser, R. March 20, 1981. 11 pp. (PHS) 81-1120.  [\[PDF - 1.3 MB\]](#)


Vol. 29, No. 6, Supplement (2). Advance Report, Final Mortality Statistics, 1978. September 17, 1980. 39 pp. (PHS) 80-1120.  [\[PDF - 5.5 MB\]](#)


Vol. 29, No. 6, Supplement (1). Advance Report, Final Marriage Statistics, 1978. September 12, 1980. 12 pp. (PHS) 80-1120.  [\[PDF - 675 KB\]](#)


Vol. 29, No. 4, Supplement. Advance Report, Final Divorce Statistics, 1978. July 31, 1980. 7 pp. (PHS) 80-1120.  [\[PDF - 750 KB\]](#)


Vol. 29, No. 1, Supplement. Advance Report, Final Natality Statistics, 1978. April 28, 1980. 27 pp. (PHS) 80-1120.  [\[PDF - 3.4 MB\]](#)


Vol. 28, No. 13. Annual Summary for the United States, 1979. November 13, 1980. 33 pp. (PHS) 81-1120.  [\[PDF - 2.4 MB\]](#)


Vol. 28, No. 11, Supplement. Estimate of Selected Comparability of Ratios Based on Dual Coding of 1976 Death Certificates by the Eighth and Ninth Revisions of the International Classification of Diseases. Klebba, A., Heuser, R. February 29, 1980. 19 pp. (PHS) 80-1120.  [\[PDF - 2 MB\]](#)


Vol. 28, No. 4, Supplement. Advance Report, Final Marriage Statistics, 1977. July 20, 1979. 7 pp. (PHS) 79-1120.  [\[PDF - 780 KB\]](#)


Vol. 28, No. 2, Supplement. Advance Report, Final Divorce Statistics, 1977. May 16, 1979. 7 pp. (PHS) 79-1120.  [\[PDF - 803 KB\]](#)


Vol. 28, No. 1, Supplement. Advance Report, Final Mortality Statistics, 1977. May 11, 1979. 35 pp. (PHS) 79-1120.  [\[PDF - 5.3 MB\]](#)


Vol. 27, No. 13. Annual Summary for the United States, 1978. August 13, 1979. 33 pp. (PHS) 79-1120.  [\[PDF - 2.3 MB\]](#)


Vol. 27, No. 11, Supplement. Advanced Report, Final Natality Statistics, 1977. February 5, 1979. 27 pp. (PHS) 79-1120.  [\[PDF - 2.7 MB\]](#)


Vol. 27, No. 6, Supplement. Advance Report, Final Marriage Statistics, 1976. September 13, 1978. 7 pp. (PHS) 78-1120.  [\[PDF - 775 KB\]](#)


Vol. 27, No. 5, Supplement. Advance Report, Final Divorce Statistics, 1976. August 16, 1978. 7pp. (PHS) 78-1120.  [\[PDF - 755 KB\]](#)


Vol. 26, No. 13. Annual Summary for the United States, 1977. December 7, 1978. 33 pp. (PHS) 79-1120.  [\[PDF - 2.3 MB\]](#)


Vol. 26, No. 12, Supplement (2). Advance Report, Final Mortality Statistics, 1976. March 30, 1978. 31 pp. (PHS) 78-1120.  [\[PDF - 4.3 MB\]](#)


Vol. 26, No. 12, Supplement. Advance Report, Final Natality Statistics, 1976. March 29, 1978. 27 pp. (PHS) 78-1120.  [\[PDF - 2.6 MB\]](#)


Vol. 26, No. 5, Supplement. Natality Statistics, Teenage Childbearing: United States, 1966-75. Ventura, S. J. September 8, 1977. 15 pp. (HRA) 77-1120.  [\[PDF - 1.6 MB\]](#)


Vol. 26, No. 3, Supplement (2). National Natality Survey Data, The Relationship of Maternal Health Factors to Sterilization Following Delivery of Legitimate Live Births in Hospitals: United States. Placek, P. June 10, 1977. 11 pp. (HRA) 77-1120.  [\[PDF - 941 KB\]](#)














Vol. 26, No. 3, Supplement. National Natality Survey Data, the Incidence of Sterilization Following Delivery of Legitimate Births in Hospitals: United States. June 17, 1977. 11 pp. (HRA) 77-1120.  [\[PDF - 1.2 MB\]](#)


Vol. 26, No. 2, Supplement (2). Advance Report, Final Divorce Statistics, 1975. May 19, 1977. 7 pp. (HRA) 77-1120.  [\[PDF - 705 KB\]](#)


Vol. 26, No. 2, Supplement. Advance Report, Final Marriage Statistics, 1975. May 9, 1977. 7 pp. (HRA) 77-1120.  [\[PDF - 619 KB\]](#)


Vol. 25, No. 13. Annual Summary for the United States, 1976. December 12, 1977. 33 pp. (PHS) 78-1120.  [\[PDF - 2.3 MB\]](#)

Vol. 25, No. 11, Supplement. Advance Report, Final Mortality Statistics, 1975. February 11, 1977. 23 pp. (HRA) 77-1120.  [\[PDF - 3.7 MB\]](#)


- Vol. 25, No. 10, Supplement. Advanced Report, Final Natality Statistics, 1975. December 30, 1976. 19 pp. (HRA) 77-1120.  [\[PDF - 2.4 MB\]](#)
- Vol. 25, No. 7, Supplement. National Survey of Family Growth Data, Contraceptive Utilization Among Currently Married Women 15-44 Years of Age: United States, 1973. Ford, K. October 4, 1976. 24 pp. (HRA) 76-1120.  [\[PDF - 2.3 MB\]](#)
- Vol. 25, No. 3, Supplement. Health Examination Survey Data, NCHS Growth Charts, 1976. Hamill, P., Drizd, T., Johnson C., Reed, R., Roche, A. June 22, 1976. 22 pp. (HRA) 76-1120.  [\[PDF - 2.3 MB\]](#)
- Vol. 25, No. 2, Supplement (3). Hospital and Surgical Insurance Coverage Among Persons Under 65 Years of Age in the United States, 1974. May 19, 1976. 7 pp. (HRA) 76-1120.  [\[PDF - 699 KB\]](#)
- Vol. 25, No. 2, Supplement (2). National Ambulatory Medical Care Survey of Visits to General and Family Physicians, January 1974-December 1974. May 18, 1976. 8 pp. (HRA) 76-1120.  [\[PDF - 837 KB\]](#)
- Vol. 25, No. 2, Supplement. Advance Report Final Marriage Statistics, 1974. May 5, 1976. 4 pp. (HRA) 76-1120.  [\[PDF - 614 KB\]](#)
- Vol. 25, No. 1, Supplement. Advance Report, Final Divorce Statistics, 1974. April 14, 1976. 4 pp. (HRA) 76-1120.  [\[PDF - 616 KB\]](#)
- Vol. 24, No. 13. Annual Summary for the United States, 1975. June 30, 1976. 26 pp. (HRA) 76-1120. Not available.
- Vol. 24, No. 11, Supplement (2). Summary Report, Advance Report, Final Natality Statistics, 1974. February 13, 1976. 15 pp. (HRA) 76-1120.  [\[PDF - 2.2 MB\]](#)
- Vol. 24, No. 11, Supplement. Summary Report, Advance Report of Final Mortality Statistics, 1974. February 3, 1976. 24 pp. (HRA) 76-1120.  [\[PDF - 3.7 MB\]](#)
- Vol. 24, No. 7, Supplement (2). Preliminary Data From the Survey of Podiatrists: United States, 1974. October 24, 1975. 8 pp. (HRA) 76-1120.  [\[PDF - 1.1 MB\]](#)
- Vol. 24, No. 7, Supplement. Characteristics of Females Ever Having a Pap Smear and Interval Since Last Pap Smear: United States, 1973. October 7, 1975. 8 pp. (HRA) 76-1120.  [\[PDF - 714 KB\]](#)
- Vol. 24, No. 6, Supplement. Characteristics of Females Ever Having a Breast Examination and Interval Since Last Examination: United States, 1973. September 12, 1975. 8 pp. (HRA) 76-1120.  [\[PDF - 708 KB\]](#)
- Vol. 24, No. 5, Supplement (2). Utilization of Short-Stay Hospitals-Summary of Nonmedical Statistics: United States, 1973. August 19, 1975. 7 pp. (HRA) 76-1120.  [\[PDF - 551 KB\]](#)


Vol. 24, No. 5, Supplement. Summary Report, Final Marriage Statistics, 1973. July 30, 1975. 4 pp. (HRA) 76-1120. [PDF - 611 KB]


Vol. 24, No. 4, Supplement (2). National Ambulatory Medical Care Survey: May 1973-April 1974. July 14, 1975. 24 pp. (HRA) 76-1120. [PDF - 910 KB]


Vol. 24, No. 4, Supplement. Summary Report, Final Divorce Statistics, 1973. July 7, 1975. 4 pp. (HRA) 76-1120. [PDF - 591 KB]

Vol. 24, No. 3, Supplement (2). Utilization of Short-Stay Hospitals by Diagnosis: United States, 1973. June 10, 1975. 7 pp. (HRA) 75-1120. Not available.


Vol. 24, No. 3, Supplement. Surgery in Short-Stay Hospitals: United States, 1973. May 30, 1975. 7 pp. (HRA) 75-1120. [PDF - 2.6 MB]


Vol. 23, No. 13. Annual Summary for the United States, 1974. May 30, 1975. 28 pp. [PDF - 1.8 MB]


Vol. 23, No. 12, Supplement (3). Summary Report, Final Marriage Statistics, 1972. March 20, 1975. 4 pp. (HRA) 75-1120. [PDF - 642 KB]


Vol. 23, No. 12, Supplement (2). Summary Report, Final Divorce Statistics, 1972. March 18, 1975. 4 pp. (HRA) 75-1120. [PDF - 554 KB]


Vol. 23, No. 12, Supplement. Blood Donor Patterns and Characteristics Among Persons 17-64 Years of Age, 1973. March 19, 1975. 11 pp. (HRA) 75-1120. Not available.


Vol. 23, No. 11, Supplement (2). Summary Report, Final Mortality Statistics, 1973. February 10, 1975. 19 pp. (HRA) 75-1120. [PDF - 3.4 MB]


Vol. 23, No. 11, Supplement. Summary Report, Final Natality Statistics, 1973. January 30, 1975. 15 pp. (HRA) 75-1120. [PDF - 2.2 MB]
















Vol. 23, No. 8, Supplement (3). Summary Report, Final Divorce Statistics, 1971. November 6, 1974. 4 pp. (HRA) 75-1120. [PDF - 644 KB]

Vol. 23, No. 8, Supplement (2). Summary Report, Final Mortality Statistics, 1972. Part II. Cause of Death. November 6, 1974. 11pp. (HRA) 75-1120. [PDF - 2.2 MB]

Vol. 23, No. 8, Supplement. Summary Report, Final Natality Statistics, 1972. October 31, 1974. 15 pp. (HRA) 75-1120. [PDF - 2 MB]

Vol. 23, No. 7, Supplement (3). Surgery in Short-Stay Hospitals: United States, 1972. October 17, 1974. 8 pp. (HRA) 75-1120. [PDF - 612 KB]


Vol. 23, No. 7, Supplement (2). Summary Report, Final Marriage Statistics, 1971. October 7, 1974. 4 pp. (HRA) 75-1120. [PDF - 602 KB]


- Vol. 23, No. 7, Supplement. Summary Report, Final Mortality Statistics, 1972. Part 1. Demographic Characteristics. October 3, 1974. 8pp. (HRA) 75-1120.  [\[PDF - 1.3 MB\]](#)
- Vol. 23, No. 6, Supplement. Nursing Homes: An Overview of National Characteristics for 1973-74. September 5, 1974. 12 pp. (HRA) 75-1120.  [\[PDF - 1.3 MB\]](#)
- Vol. 23, No. 4, Supplement. Utilization of Short-Stay Hospitals, by Diagnosis: United States, 1972. July 8, 1974. 8 pp. (HRA) 74-1120.  [\[PDF - 855 KB\]](#)
- Vol. 23, No. 3, Supplement (3). Summary Report, Final Natality Statistics, 1971. June 7, 1974. 13 pp. (HRA) 74-1120.  [\[PDF - 2 MB\]](#)
- Vol. 23, No. 3, Supplement (2). Utilization of Short-Stay Hospitals, Summary of Nonmedical Statistics: United States, 1972. June 2, 1974. 7 pp. (HRA) 74-1120.  [\[PDF - 591 KB\]](#)
- Vol. 23, No. 3, Supplement. Summary Report, Final Mortality Statistics, 1971. Part II. Cause of Death. May 24, 1974. 11 pp. (HRA) 74-1120.  [\[PDF - 2 MB\]](#)
- Vol. 23, No. 2, Supplement (2). Summary Report, Final Divorce Statistics, 1970. May 2, 1974. 8 pp. (HRA) 74-1100.  [\[PDF - 585 KB\]](#)
- Vol. 23, No. 2, Supplement (1). Summary Report, Final Marriage Statistics, 1970. April 30, 1974. 4 pp. (HRA) 74-1120.  [\[PDF - 603 KB\]](#)
- Vol. 22, No. 13. Annual Summary for the United States, 1973. June 27, 1974. 24 pp. (HRA) 74-1120.  [\[PDF - 1.7 MB\]](#)
- Vol. 22, No. 12, Supplement. Summary Report- Final Natality Statistics, 1970. March 20, 1974. 14 pp. (HRA) 74-1120.  [\[PDF - 2 MB\]](#)
- Vol. 22, No. 11, Supplement. Summary Report- Final Mortality Statistics, 1970. Part II. Cause of Death. February 22, 1974. 11 pp. (HRA) 74-1120.  [\[PDF - 2.1 MB\]](#)
- Vol. 22, No. 10, Supplement. Final Infant, Fetal, and Maternal Mortality, 1969. January 17, 1974. 4 pp. (HRA) 74-1120.  [\[PDF - 661 KB\]](#)
- Vol. 22, No. 9, Supplement. Summary Report- Final Mortality Statistics, 1971. Part 1. Demographic Characteristics. December 4, 1973. 8 pp. (HRA) 74-1120.  [\[PDF - 1.3 MB\]](#)
- Vol. 22, No. 8, Supplement. Summary Report- Final Mortality Statistics, 1970. Part 1. Demographic Characteristics. November 14, 1973. 8 pp. (HRA) 74-1129.  [\[PDF - 1.2 MB\]](#)
- Vol. 22, No. 7, Supplement. Summary Report, Final Natality Statistics, 1969. October 2, 1973. 12 pp. (HRA) 74-1120. Not available.
- Vol. 22, No. 6, Supplement. Utilization of Short-Stay Hospitals, by Diagnosis: United States, 1971. September 14, 1973. 7 pp. (HRA) 74-1120.  [\[PDF - 791 KB\]](#)


Vol. 22, No. 4, Supplement. Utilization of Short-Stay Hospitals-Summary of Nonmedical Statistics: United States, 1971. July 5, 1973. 7 pp. (HRA) 73-1134. [[PDF - 741 KB](#)]

Vol. 22, No. 1, Supplement. Personal Out-of-Pocket Medical Expenses, 1970. April 2, 1973. 12 pp. (HSM) 73-1130. [[PDF - 1 MB](#)]

Vol. 21, No. 13. Annual Summary for the United States, 1972. June 27, 1973. 21 pp. (HSM) 73-1121. Not available.

Vol. 21, No. 9, Supplement (2). Hospital and Surgical Insurance Coverage Among Persons Under 65 Years of Age in the United States, 1970. December 18, 1972. 8 pp. (HSM) 73-1128. [[PDF - 736 KB](#)]

Vol. 21, No. 9, Supplement. Utilization of Short-Stay Hospitals-Summary of Nonmedical Statistics: United States, 1970. December 6, 1972. 8 pp. (HSM) 73-1127. [[PDF - 714 KB](#)]

Vol. 21, No. 6, Supplement. Utilization of Short-Stay Hospitals-Summary of Nonmedical Statistics: United States, 1969. September 19, 1972. 8 pp. (HSM) 72-1126. [[PDF - 751 KB](#)]

Vol. 21, No. 4, Supplement (2). Advance Report, Final Mortality Statistics, 1969. July 25, 1972. 13 pp. (HSM) 73-1124. Not available.

Vol. 21, No. 4, Supplement. Nursing Homes-Their Years in Business and Changes in Ownership: United States, 1968. July 7, 1972. 8 pp. (HSM) 72-1134. [[PDF - 697 KB](#)]


Vol. 21, No. 3, Supplement (2). Surgery in Short-Stay Hospitals: United States, 1968. June 9, 1972. 8 pp. (HSM) 72-1133. [[PDF - 920 KB](#)]

Vol. 21, No. 3, Supplement. Cigarette Smoking: United States, 1970. June 2, 1972. 8 pp. (HSM) 72-1132. [[PDF - 748 KB](#)]

Vol. 21, No. 2, Supplement (2). Use of Special Aids: United States, 1969. May 11, 1972. 4 pp. (HSM) 72-1131. [[PDF - 396 KB](#)]

Vol. 21, No. 2, Supplement. Utilization of Short-Stay Hospitals, 1968. May 11, 1972. 4 pp. (HSM) 72-1130. [[PDF - 858 KB](#)]


Vol. 20, No. 13. Annual Summary for the United States, 1971. August 30, 1972. 19 pp. (HSM) 73-1121. Not available.


Vol. 20, No. 10, Supplement. Selected Characteristics of Administration for Nursing and Personal Care Homes: United States, June-August 1969. January 14, 1972. 12 pp. (HSM) 72-1129. [[PDF - 853 KB](#)]

Vol. 20, No. 9, Supplement. Mortality in Persons 15-44 Years of Age: United States, 1960 and 1968. December 8, 1971. 8 pp. (HSM) 72-1128. [[PDF - 634 KB](#)]

Vol. 20, No. 7, Supplement. Utilization of Short-Stay Hospitals, by Patients 65 Years of Age and Over: United States, 1965-67. October 8, 1971. 4 pp. (HSM) 72-1127. Not available.


Vol. 20, No. 5, Supplement (2). Summary Data From the State Licensing Agencies. August 11, 1971. 8 pp. (HSM) 72-1126. Not available.


Vol. 20, No. 5, Supplement. Infant Mortality Rates by Legitimacy Status: United States, 1964-66. August 2, 1971. 4 pp. (HSM) 72-1125. [PDF - 522 KB]

Vol. 20, No. 4, Supplement (3). Utilization of Short-Stay Hospitals, by Diagnosis: United States, 1966 and 1967. July 22, 1971. 8 pp. (HSM) 72-1124. [PDF - 770 KB]

Vol. 20, No. 4, Supplement (2). Divorce Statistics, 1969. July 22, 1971. 4 pp. (HSM) 72-1123. Not available.

Vol. 20, No. 4, Supplement. Marriage Statistics, 1969. July 22, 1971. 4 pp. (HSM) 72-1122. Not available.


Vol. 20, No. 2, supplement. Utilization of Short-Stay Hospitals-Summary of Nonmedical Statistics: United States, 1966 and 1967. May 13, 1971. 8 pp. [PDF - 577 KB]

Vol. 20, No. 1, Supplement. Comparison of Selected Characteristics of Institutions for the Aged: United States, 1963 and 1968. April 15, 1971. 8 pp. [PDF - 678 KB]


Vol. 19, No. 13. Annual Summary for the United States, 1970. September 21, 1971. 19 pp. (HSM) 72-1121. Not available.


Vol. 19, No. 12, Supplement. Advance Report, Final Mortality Statistics, 1968. Part II. Cause of Death. March 29, 1971. 12 pp. Not available.

Vol. 19, No. 11, Supplement (2). Marriage Statistics, 1968. February 11, 1971. 4 pp. Not available.


Vol. 19, No. 11, Supplement. Preliminary Results of Podiatry Manpower Survey: United States, 1970. February 8, 1971. 4 pp. [PDF - 403 KB]

Vol. 19, No. 10, Supplement (2). Divorce Statistics, 1968. January 26, 1971. 4 pp. Not available.


Vol. 19, No. 10, Supplement. Persons 55 and Over Receiving Care at Home, July 1966-June 1968. January 7, 1971. 4 pp. [PDF - 393 KB]


Vol. 19, No. 9, Supplement. Changes in Cigarette Consumption Between June 1966 and August 1968. December 18, 1970. 4 pp. [PDF - 396 KB]

Vol. 19, No. 5, Supplement. Advance Report, Final Mortality Statistics, 1968. Part I. Demographic Characteristics. August 26, 1970. 4 pp. Not available.


Vol. 19, No. 4, Supplement. Annual Estimate of Persons Injured in Moving Motor Vehicle Accidents in the United States, 1968. July 10, 1970. 4 pp. [PDF - 633 KB]

Vol. 18, No. 13. Annual Summary for the United States, 1969. October 21, 1970. 19 pp. Not available.


Vol. 18, No. 12, Supplement. Interval Between First Marriage and Legitimate First Birth, United States, 1964-66. March 27, 1970. 4 pp. [PDF - 478 KB]


Vol. 18, No. 11, Supplement (2). Hospital and Surgical Insurance Coverage Among Persons Under 65 Years of Age in the United States, 1968. February 2, 1970. 4 pp. [PDF - 517 KB]

Vol. 18, No. 11, Supplement. Advance Report, Final Natality Statistics, 1968. January 30, 1970. 8 pp. Not available.

Vol. 18, No. 9, Supplement (2). Estimated Annual Volume of Dental Visits in the United States, 1968. December 18, 1969. 8 pp. [PDF - 580 KB]

Vol. 18, No. 9, Supplement. Cigarette Smoking Statistics-June 1966, August 1967, and August 1968. December 5, 1969. 4 pp. [PDF - 369 KB]

Vol. 18, No. 8, Supplement. Educational Attainment of Mothers Having Live Legitimate Births in the United States, 1964-66. November 3, 1969. 7 pp. [PDF - 862 KB]

Vol. 18, No. 6, Supplement. Annual Estimate of Persons Injured in Moving Motor Vehicle Accidents in the United States, 1967. September 9, 1969. 7 pp. [PDF - 616 KB]

Vol. 18, No. 5, Supplement. Marriage Statistics, 1967. August 14, 1969. 4 pp. Not available.


Vol. 18, No. 3, Supplement. Hospital and Surgical Insurance Coverage in the United States, July-December, 1967. June 23, 1969. 4 pp. [PDF - 505 KB]




---


## Statistical Notes for Health Planners


---


Statistical Notes for Health Planners. No. 13. Changes in Infant Mortality and Related Rates by Health Service Area: 1969-73 to 1974-77. Foster, J. E.; Kleinman, J. C. May 13, 1981. 32 pp. (PHS) 81-1237.  [\[PDF - 2.4 MB\]](#)


Statistical Notes for Health Planners. No. 12. Using Natality Data in Health Planning. Foster, J. E. November 1980. 39 pp. (PHS) 81-1237.  [\[PDF - 3.6 MB\]](#)


Statistical Notes for Health Planners. No. 11. Hypertension- Related Mortality by Health Service Area, 1968-72. Kopstein, A. N. September 1980. 116 pp. (PHS) 80-1237.  [\[PDF - 5.1 MB\]](#)


Statistical Notes for Health Planners. No. 10. Death Rates From Ischemic Heart Disease and Other Related Diseases by Health Service Area, 1968-72. Cohen, B. B.; Kleinman, J. C. November 1979. 167 pp. (PHS) 80-1237.  [\[PDF - 15.4 MB\]](#)


Statistical Notes for Health Planners. No. 9. Breast Cancer Death Rates by Health Service Area, 1968-72. November 1979. 35 pp. (PHS) 80-1237.  [\[PDF - 3 MB\]](#)

Statistical Notes for Health Planners. No. 8. Death Rates From Cervical Cancer by Health Service Area, 1968-72. Kleinman, J. C. August 1979. 36 pp. (PHS) 79-1237.  [\[PDF - 3.2 MB\]](#)

Statistical Notes for Health Planners. No. 7. Assessing the Supply of Mental Health Resources. Tabue, C. A. April 1978. 15 pp. (PHS) 78-1237.  [\[PDF - 1.4 MB\]](#)


Statistical Notes for Health Planners. No. 6. Cause-of-Death Data. Woolsey, T. D. February 1978. 16 pp. (PHS) 78-1237.  [\[PDF - 1.6 MB\]](#)

Statistical Notes for Health Planners. No. 5. Migration. Young, C. A. December 1977. 12 pp. (PHS) 78-1237.  [\[PDF - 810 KB\]](#)

Statistical Notes for Health Planners. No. 4. Mental Health Demographic Profile for Health Services Planning. Pollack, E. S. March 1977. 11 pp. (HRA) 77-1237.  [\[PDF - 928 KB\]](#)

Statistical Notes for Health Planners. No. 3. Mortality. Kleinman, J. C. February 1977. 16 pp. (HRA) 77-1237.  [\[PDF - 1.3 MB\]](#)

Statistical Notes for Health Planners. No. 2. Data Supplement (Replacement). Infant Mortality and Related Rates by Health Service Area, 1969-73 and 1974-75. Young, C. A. August 1977. 42 pp.


Statistical Notes for Health Planners. No. 2. Infant Mortality. Kleinman, J.C. July 1976. 12 pp.  [\[PDF - 957 KB\]](#)


Statistical Notes for Health Planners. No. 1. Introduction. Kovar, M.G. July 1976. 2 pp.  [\[PDF - 170 KB\]](#)


---

# Reports from the National Medical Care Utilization and Expenditure Survey


---


Series C Analytical Report No. 8. Determinants of Total Family Charges for Health Care: United States, 1980. Sunshine, J. H., Dicker, M. November 1990. 72 pp. (DHHS) 91-20408.  [\[PDF - 7.7 MB\]](#)


Series C Analytical Report No. 7. Health Care Utilization and Costs of Adult Cardiovascular Condition:, United States, 1980. Harlan, R. W., Parsons, P. E., Thomas, J. W., Murt, H. A., Lepkowski, J. M., Guire, K. E., Berki, S. E., Landis, J. R. November 1989. 78 pp. (DHHS) 89-20407. PB90-158890. PC A05 MF A01.  [\[PDF - 8.2 MB\]](#)


Series C Analytical Report No. 6. Determinants of Financially Burdensome Family Health Expenses: United States, 1980. Dicker, M., Sunshine, J. H. April 1988. 72 pp. (DHHS) 88-20406.  [\[PDF - 6.9 MB\]](#)


Series C Analytical Report No. 5. Disability, Utilization, and Costs Associated With Musculoskeletal Conditions: United States, 1980. Murt, H. A., Parsons, P. E., Harlan, W. R., Thomas, J. W., Lepkowski, J. M., Gaire, K. E., Berki, S., Landis, J. R. September 1986. 70 pp. (PHS) 86-20405. PB87-124855. PC A04 MF A01.  [\[PDF - 6.4 MB\]](#)


Series C Analytical Report No. 4. Incidence, Utilization, and Costs Associated With Acute Respiratory Conditions: United States, 1980. Harlan, W. R., Murt, H. A., Thomas, J. W., Lepkowski, J. M., Guire, F. E., Parsons, P. E., Berki, S. E., Landis, J. R. September 1986. 70 pp. (PHS) 86-20404.  [\[PDF - 6 MB\]](#)


Series C Analytical Report No. 3. Costs of Illness: United States, 1980. Parsons, P. E., Lichtenstein, R., Berki, S. E., Munt, H. A., Lepkowski, J. M., Stenhower, S. A., Landis, J. R. April 1986. 97 pp. (DHHS) 86-20403.  [\[PDF - 8.9 MB\]](#)


Series C Analytical Report No. 2. High-Volume and Low-Volume Users of Health Services: United States, 1980. Berki, S. E., Lepkowski, J. N., Wysewianski, L., Landis, J. R., Magilavy, M. L., McLaughter, C. G., Murt, H. A. November 1985. 95 pp. (DHHS) 86-20402.  [\[PDF - 6.7 MB\]](#)


Series C Analytical Report No. 1. Insurance Coverage and Ambulatory Medical Care of Low-Income Children: United States, 1980. Rosenbach, M. L. September 1985. 36 pp. (DHHS) 85-20401.  [\[PDF - 3.2 MB\]](#)


Series B Descriptive Report No. 15. Total Family Expenditures for Health Care: United States, 1980. Sunshine, J. H., Dicker, M. September 1987. 314 pp. (DHHS) 87-20215.  [\[PDF - 2.6 MB\]](#)


Series B Descriptive Report No. 11. Family Out-of-Pocket Expenditures for Health Care: United States, 1980. Sunshine, J. H., Dicker, M. August 1987. 309 pp. (DHHS) 87-20211.  [\[PDF - 24.9 MB\]](#)


Series B Descriptive Report No. 10. Family Use of Health Care: United States, 1980. Dicker, M., Sunshine, J. H. February 1987. 290 pp. (DHHS) 87-20210.  [\[PDF - 2.2 MB\]](#)


Series B Descriptive Report No. 9. Health Care Visits With Nurses by Place of Visit: United States, 1980. Mugge, R. H. July 1986. 57 pp. (DHHS) 86-20209. PB87-126173. PC A04 MF A01.  [\[PDF - 5.5 MB\]](#)


Series B Descriptive Report No. 8. Visits to Selected Health Care Practitioners: United States, 1980. Mugge, R. H. February 1986. 63 pp. (DHHS) 86-20208. PB87-126322. PC A04 MF A01.  [\[PDF - 5.4 MB\]](#)


Series B Descriptive Report No. 7. Utilization and Expenditures for Ambulatory Medical Care by People Hospitalized: United States, 1980. Bryant, E. E., Biggar, R. April 1985. 30 pp. (DHHS) 87-20207.  [\[PDF - 2.4 MB\]](#)


Series B Descriptive Report No. 6. Persons Receiving Care From Selected Health Care Practitioners: United States, 1980. September 1984. 43 pp. (DHHS) 84-20206.  [\[PDF - 3.7 MB\]](#)

Series A Methodological Report No. 5. Evaluation of Data Collection and Coding for Medical Conditions in the National Medical Care Utilization and Expenditure Survey. February 1988. 52 pp. (DHHS) 88-20005.  [\[PDF - 4.4 MB\]](#)


Series A Methodological Report No. 4. Statistical Methodologies for Analyzing a Complex Sample Survey. Lepkowski, J. M., Landis, J. R., Parsons, P. E., Stehouwer, S. A. March 1988. 78 pp. (DHHS) 88-20004.  [\[PDF - 8.6 MB\]](#)


Series A Methodological Report No. 3. Evaluation of Item Nonresponse in the National Medical Care Utilization and Expenditure Survey. Ingels, S. J. October 1987. 62 pp. (DHHS) 87-20003.  [\[PDF - 5.2 MB\]](#)


Series A Methodological Report No. 2. Evaluation of Data Collection Frequency and the Use of a Summary in the National Medical Care Utilization and Expenditure Survey. Tourangeau, R., Rasinski, K. A. May 1987. 46 pp. (DHHS) 87-20002.  [\[PDF - 3.8 MB\]](#)

Series A Methodological Report No. 1. Procedures and Questionnaires of the National Medical Care Utilization and Expenditure Survey. March 1983. 148 pp. (DHHS)83-20001.  [\[PDF - 10.8 MB\]](#)

NMCUES, Data Report No. 5. Utilization and Expenditures for Ambulatory Mental Health Care During 1980. 11 pp. (DHHS) 84-20000.  [\[PDF - 1 MB\]](#)

NMCUES, Preliminary Data Report No. 4. Expenditures for the Medical Care of Elderly People Living in the Community Throughout 1980. Kovar, M. G. 11 pp. (DHHS) 84-20000.  [\[PDF - 828 KB\]](#)

NMCUES, Preliminary Data Report No. 3. Health Care Coverage and Insurance Premiums of Families: United States, 1980. Dicker, M. 17 pp. (DHHS) 83-20000.  [\[PDF - 1.8 MB\]](#)

NMCUES, Preliminary Data Report No. 2. Utilization of Hospital Emergency and Outpatient Departments: United States, January-June 1980. Chyba, M. M. 15 pp. (DHHS) 83-20000.  [\[PDF - 1.2 MB\]](#)

NMCUES, Preliminary Data Report No. 1. Dental Care Charges: United States, January-June 1980. Bonham, G. S. 11 pp. (DHHS) 82-20000.  [\[PDF - 1 MB\]](#)